AD-A159 684 ATSUGI NAS JAPAN LIMITED SURFACE OBSERVATIONS CLIMATIC SUMMARY (LISOCS) PART A C-F(U) AIR FORCE ENVIRONMENTAL TECHNICAL APPLICATIONS CENTER SCOTT A.. FEB 85 1/5

UNCLASSIFIED USAFETAC/DS-85/006 F/G 4/2 NL



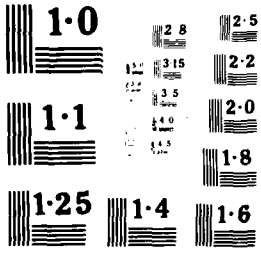
1·0
1·1
1·25
2·8
3·15
3·5
4·0
4·5
2·5
2·2
2·0
1·8
1·4
1·6

(1)

AD-A159 684

# DATA PROCESSING BRANCH
# USAFETAC
## Air Weather Service ( MAC )

"LIMITED S[illegible]
CLIMATIC [illegible]

ATSUGI NAS JAPAN MSC # 76790
N 32 27 E 129 27 ELEV 205 FT
35
PARTS A-F HOURS SUMMARIZED: 0000Z - 2300Z

PERIOD OF RECORD:
HOURLY OBSERVATIONS: JAN 74 - DEC 83
SUMMARY OF DAY DATA: NONE:

TIME CONVERSION GMT TO LST: +9

15 FEB 1985

21 F

DTIC FILE COPY

DISTRIBUTION STATEMENT A
Approved for public release;
Distribution Unlimited

FEDERAL BUILDING
ASHEVILLE, N. C.

DTIC
ELECTE
OCT 4 1985
S D
B

85 10 03 074

REVIEW AND APPROVAL STATEMENT

UNCLASSIFIED
SECURITY CLASSIFICATION OF THIS PAGE

## REPORT DOCUMENTATION PAGE

| | |
|---|---|
| 1a REPORT SECURITY CLASSIFICATION: Unclassified | 1b RESTRICTIVE MARKINGS |
| 2a SECURITY CLASSIFICATION AUTHORITY | 3 DISTRIBUTION/AVAILABILITY OF REPORT: Approved for public release; distribution unlimited. |
| 2b DECLASSIFICATION/DOWNGRADING SCHEDULE | |
| 4 PERFORMING ORGANIZATION REPORT NUMBER(S): USAFETAC/DS-85/006 | 5 MONITORING ORGANIZATION REPORT NUMBER(S): USAFETAC/DS-85/006 |
| 6a NAME OF PERFORMING ORGANIZATION: USAFETAC/OL-A; 6b OFFICE SYMBOL (If applicable) | 7a NAME OF MONITORING ORGANIZATION: USAFETAC |
| 6c ADDRESS (City, State, and ZIP Code): Federal Building, Asheville, NC 28801 | 7b ADDRESS (City, State, and ZIP Code): Scott AFB, IL 62225-5438 |
| 8a NAME OF FUNDING/SPONSORING ORGANIZATION; 8b OFFICE SYMBOL (If applicable) | 9 PROCUREMENT INSTRUMENT IDENTIFICATION NUMBER |
| 8c ADDRESS (City, State, and ZIP Code) | 10 SOURCE OF FUNDING NUMBERS: PROGRAM ELEMENT NO; PROJECT NO; TASK NO; WORK UNIT ACCESSION NO |

11 TITLE (Include Security Classification): ATSUGI NAS JAPAN (LISOCS) (Unclassified)

12 PERSONAL AUTHOR(S)

| 13a TYPE OF REPORT | 13b TIME COVERED | 14 DATE OF REPORT (Year, Month, Day) | 15 PAGE COUNT |
|---|---|---|---|
| Data Summary | FROM JAN 74 TO DEC 83 | FEB 85 | 120 |

16 SUPPLEMENTARY NOTATION

| 17 COSATI CODES | | |
|---|---|---|
| FIELD | GROUP | SUB GROUP |
| 04 | 02 | |

18 SUBJECT TERMS (Continue on reverse if necessary and identify by block number): *climatology *weather Meteorological conditions (continued over)

19 ABSTRACT (Continue on reverse if necessary and identify by block number)

A statistical data summary of surface weather observation climatology for:

ATSUGI NAS JAPAN.

This summary is similar to the Revised Uniform Summary of Surface Weather Observations (RUSSWO), but is based on data collected from limited-duty weather observing stations; i.e., those that take weather observations less than 24 hours a day, 7 days a week. The summary is in five parts: PART A, Weather Conditions and Atmospheric Phenomena; PART C, Surface Winds; PART D, Ceiling and Visibility; PART E, Psychrometric Summaries; and PART F, Pressure Summaries. Note that PART B, Precipitation, is omitted. See USAFETAC/TN-83/001 (AD-A132186), An Aid for Using the Revised Uniform Summary of Surface Weather Observations (RUSSWOs), for complete descriptions of contents and instructions for use.

| 20 DISTRIBUTION/AVAILABILITY OF ABSTRACT | 21 ABSTRACT SECURITY CLASSIFICATION |
|---|---|
| ☐ UNCLASSIFIED/UNLIMITED ☒ SAME AS RPT ☐ DTIC USERS | Unclassified |
| 22a NAME OF RESPONSIBLE INDIVIDUAL: Mary Wakefield | 22b TELEPHONE (Include Area Code): (618) 256-2625 / 22c OFFICE SYMBOL: USAFETAC/LDD |

DD FORM 1473, 84 MAR — 83 APR edition may be used until exhausted. All other editions are obsolete.

SECURITY CLASSIFICATION OF THIS PAGE
UNCLASSIFIED

UNCLASSIFIED

18. Subject terms cont.

winds precepitation temperature visibility
barometric pressure relative humidity
sky cover psychrometric data ceiling

Limited Surface Observations Climatic Summary
LISOCS

ATSUGI NAS JAPAN
JP 476790

UNCLASSIFIED

The number that identifies the station in this summary is an AWS Master Station Catalog number. This number is comprised of the WMO number with the addition of a suffix zero; or, in cases where there is no designated WMO number, a 5-digit number created in agreement with WMO rules, plus a sixth qualifying digit. These numbers (also referred to as DATSAV or USAFETAC numbers) uniquely identify each of more than 15,000 reporting stations around the world. This is the provenance of the number (e.g., MSC 999999) which will appear on future OL-A standard products.



OPERATING LOCATION "A"
USAFETAC, ASHEVILLE NC

LIMITED SURFACE OBSERVATIONS
CLIMATIC SUMMARIES
(LISOCS)

DEFINITION: A RUSSWO-like set of summaries of hourly observations for the station's normal operating hours.

Hourly Observations: Those record or record-special observations recorded at established hourly intervals.

General Comments:

1. The hourly data are screened to exclude extraneous or occasional hours outside the normal observing hours.

2. A brief description preceeds each summary.

3. Summaries containing "TOTALS" and "ALL HOURS" are only from the hours summarized. These values are representative only for the operating hours.

4. The monthly and annual "ALL HOURS" summaries are not presented because they are not representative, and would result in meaningless or biased values.

5. There are no "Sky Cover" nor "Sea Level Pressure" summaries for METAR stations.

Table of Contents: AWS Form 2 "Station History"
Part 1: Weather Conditions
Part 2: Surface Winds
Part 3: Ceiling Versus Visibility; Sky Cover DATA
Part 4: Daily High, Low, Mean Temperatures; Max High and Min Low Temperatures; Psychrometric Tables; Mean and Standard Deviation of Temperatures; Relative Humidity
Part 5: Station Pressure; Sea Level Pressure

Standard 3-Hour Groups: All summaries having diurnal variations are summarized in 3-hour periods corresponding to the following sets of hourly observations and limited to normal observation reporting hours (LST):

| | |
|---|---|
| 0000-0200 | 1200-1400 |
| 0300-0500 | 1500-1700 |
| 0600-0800 | 1800-2000 |
| 0900-1100 | 2100-2300 |

Note that the first and last hour groups may or may not contain all three hours. See hours summarized on front cover to determine which hours are included in these two hour groups.

## STATION LOCATION AND INSTRUMENTATION HISTORY

| AWS MSC NO. | NAME OF STATION | LATITUDE | LONGITUDE | FIELD ELEV (FT) | CALL SIGN | WMO NUMBER |
|---|---|---|---|---|---|---|
| 476790 | Atsugi Japan | 35 27 N | 139 27 E | 205 | RJTA | 47679 |

| CHG NO. | GEOGRAPHICAL LOCATION AND NAME | TYPE OF STATION | AT THIS LOCATION | | LATITUDE | LONGITUDE | ELEVATION ABOVE MSL | | OBS PER DAY |
|---|---|---|---|---|---|---|---|---|---|
| | | | FROM | TO | | | FIELD (FT) | HT BARO | |
| 1 | Weather Service Office ~~Operations Building~~ | Navy | | 1958 | 35 27 N | 139 27 E | 203 | Mercurial | 24 |
| 2 | Weather Service Office ~~Operations Building~~ | Navy | 1958 | 1971 | 35 27 N | 139 27 E | 214 | Mercurial | 24 |
| 1a | Weather Service Office ~~Operations Building~~ | Navy | 1959 | 1971 | 35 27 N | 139 27 E | 217 | Aneroid | 24 |
| * 3 | ~~Atsugi Japan~~ | ~~JMSDF~~ | ~~1972~~ | ~~1984~~ | ~~Same~~ | ~~Same~~ | ~~205~~ | ~~Aneroid~~ | ~~24~~ |
| | | | | | | | | | |
| | | | | | | | | | |
| | | | | | | | | | |
| | | | | | | | | | |
| | | | | | | | | | |
| | | | | | | | | | |
| | | | | | | | | | |

| CHG NO. | DATE OF CHANGE | SURFACE EQUIPMENT INFORMATION | | | | REMARKS, ADDITIONAL EQUIPMENT, OR REASON FOR CHANGE |
|---|---|---|---|---|---|---|
| | | LOCATION | TYPE OF TRANSMITTER | TYPE OF RECORDER | HT ABOVE GROUND | |
| 1 | 8/51 | Installed on roof of Operations Building | UMQ-5 | | 249' | 1. Barograph (Aero 1932)<br>2. Semi-auto met station (AN/GMQ-14A) |
| 2 | 8/58 | 900 feet West of center of runway at mid field | UMQ-5C | RD-108B | 219' | 3. Ceiling light (ML/121)<br>4. Cloud height set (AN/GMQ-13) |
| * | | Surface observation program discontinued and ~~all equipment was turned over to JMSDF 1 Jul~~ 71. | | | | 5. Theodolite (shore type)<br>6. Transmissometer (AN/GMQ-10)<br>7. Cloud height recorder (RO-121)<br>8. Dage weather vision (AN/GMQ-19(v) |
| 3<br>3b | Apr 81<br>May 79 | 900' West of Runway center<br>Bulkhead, FCST Space | AN/UMQ-5 | RD/108B | 219'<br>205 | 9. APT/WX Chart recorder (9225E) |
| | | | | | | |

AWS FORM 2
NOV 83

OPERATING LOCATION "A"
USAFETAC, ASHEVILLE NC

WEATHER CONDITIONS

1

PART 1

This summary is a percentage frequency occurrence of various atmospheric phenomena and obstructions to vision, derived from hourly observations, and is presented by month by the available 3-hour groups.

Thunderstorms--All reported occurrences of thunderstorm, tornado, and waterspout.

Rain and/or drizzle--All liquid precipitation, falling to the ground, not freezing.

Freezing rain and/or freezing drizzle (glaze)--Precipitation falling in liquid form, but freezing on contact with an unheated surface.

Snow and/or sleet (ice pellets)--Included are snow, snow pellets, sleet, snow grains, ice crystals, and ice pellets. (Snow pellets also known as soft hail.)

Hail--Occurrences of hail.

Percentage of observations with precipitation--Included in this category are the observations when one or more of the above phenomena occurred. Since more than one type of precipitation may be reported in the same observation, the sum of the individual categories may exceed the percentage of the observations with precip.

Fog--Included are fog, ice fog, and ground fog.

Smoke and/or haze--Occurrences of smoke, haze, or combinations of smoke and haze are included.

Blowing snow--Occurrences of blowing snow.

Dust and/or sand--Included are blowing dust, blowing sand, and dust.

Blowing spray--This item if reported, is not shown in a separate category on this form but is included in the computation Percentage of Observations with Obstructions to Vision, below.

Percentage of observations with obstructions to vision--Included in this category are the observations when one or more of the above obstructions to vision occurred. Since more than one type of obstruction may be reported in the same observation, the sums of the individual categories may exceed the percentage total columns. Also, although precipitation may reduce visibility, it is not considered an obstruction to vision for purposes of this summary; therefore, the percentage total of obstructions to vision need not reflect the total observations with reduced visibility.

Continued on Reverse

NOTE: 1. For METAR stations beginning Jan 68 and Synoptic reporting stations, only the highest order of atmospheric phenomena was reported, recorded on the AWS Forms 10a, and transmitted longline. Beginning Jan 70, METAR stations recorded all atmospheric phenomena on the AWS Form 10a, but transmitted longline only the highest order. For example, if the observation consisted of rain, fog and smoke, only the rain was transmitted longline. Our data base, as a result, contains only rain for that observation. Because of these reporting procedures the summaries for METAR and Synoptic reporting stations are highly questionable in the hourly summaries. This primarily effects the obstruction to vision columns, but may also have minor effects on the precipitation columns.

2. When the value of ".0" appears in the summaries, it represent one or more occurrences amounting to less than .05 percent.

# WEATHER CONDITIONS

STATION _____ STATION NAME _____ YEARS _____ MONTH _____

| MONTH | HOURS (LST) | THUNDER STORMS | RAIN AND OR DRIZZLE | FREEZING RAIN & OR DRIZZLE | SNOW AND OR SLEET | HAIL | % OF OBS WITH PRECIP. | FOG | SMOKE AND OR HAZE | BLOWING SNOW | DUST AND OR SAND | % OF OBS WITH OBST TO VISION | TOTAL NO OF OBS |
|---|---|---|---|---|---|---|---|---|---|---|---|---|---|
| | | | | | | | | | | | | | |
| | | | | | | | | | | | | | |
| | | | | | | | | | | | | | |
| | | | | | | | | | | | | | |
| | | | | | | | | | | | | | |
| | | | | | | | | | | | | | |
| | | | | | | | | | | | | | |
| | | | | | | | | | | | | | |
| | | | | | | | | | | | | | |
| | | | | | | | | | | | | | |
| | | | | | | | | | | | | | |
| TOTALS | | | | | | | | | | | | | |

USAFETAC FORM 0-10-5/OL A JULY 64 PREVIOUS EDITIONS OF THIS FORM ARE OBSOLETE

# WEATHER CONDITIONS

STATION _____ STATION NAME _____ YEARS _____ MONTH _____

| MONTH | HOURS L.S.T. | THUNDER STORMS | RAIN AND OR DRIZZLE | FREEZING RAIN & OR DRIZZLE | SNOW AND OR SLEET | HAIL | % OF OBS WITH PRECIP | FOG | SMOKE AND OR HAZE | BLOWING SNOW | DUST AND OR SAND | % OF OBS WITH OBST TO VISION | TOTAL NO. OF OBS |
|---|---|---|---|---|---|---|---|---|---|---|---|---|---|
| | | | | | | | | | | | | | |
| | | | | | | | | | | | | | |
| | | | | | | | | | | | | | |
| | | | | | | | | | | | | | |
| | | | | | | | | | | | | | |
| | | | | | | | | | | | | | |
| | | | | | | | | | | | | | |
| | | | | | | | | | | | | | |
| | | | | | | | | | | | | | |
| | | | | | | | | | | | | | |
| | | | | | | | | | | | | | |
| TOTALS | | | | | | | | | | | | | |

USAFETAC FORM 0-12-5 OL A PREVIOUS EDITIONS OF THIS FORM ARE OBSOLETE

# WEATHER CONDITIONS

STATION STATION NAME YEARS MONTH

| MONTH | HOURS LST | THUNDER STORMS | RAIN AND OR DRIZZLE | FREEZING RAIN & OR DRIZZLE | SNOW AND OR SLEET | HAIL | % OF OBS WITH PRECIP | FOG | SMOKE AND OR HAZE | BLOWING SNOW | DUST AND OR SAND | % OF OBS WITH SFC VISION | TOTAL NO OF OBS |
|---|---|---|---|---|---|---|---|---|---|---|---|---|---|
| | | | | | | | | | | | | | |
| | | | | | | | | | | | | | |
| | | | | | | | | | | | | | |
| | | | | | | | | | | | | | |
| | | | | | | | | | | | | | |
| | | | | | | | | | | | | | |
| | | | | | | | | | | | | | |
| | | | | | | | | | | | | | |
| | | | | | | | | | | | | | |
| | | | | | | | | | | | | | |
| | | | | | | | | | | | | | |
| TOTALS | | | | | | | | | | | | | |

USAFETAC FORM 0-10-5 OL A PREVIOUS EDITIONS OF THIS FORM ARE OBSOLETE

# SURFACE WINDS

## PERCENTAGE FREQUENCY OF WIND DIRECTION AND SPEED (FROM HOURLY OBSERVATIONS)

STATION _____ STATION NAME _____ YEARS _____ MONTH _____

CLASS ALL WEATHER HOURS - L.S.T.

CONDITION

| SPEED (KNTS) DIR | 1 - 3 | 4 - 6 | 7 - 10 | 11 - 16 | 17 - 21 | 22 - 27 | 28 - 33 | 34 - 40 | 41 - 47 | 48 - 55 | ≥56 | % | MEAN WIND SPEED |
|---|---|---|---|---|---|---|---|---|---|---|---|---|---|
| N | | | | | | | | | | | | | |
| NNE | | | | | | | | | | | | | |
| NE | | | | | | | | | | | | | |
| ENE | | | | | | | | | | | | | |
| E | | | | | | | | | | | | | |
| ESE | | | | | | | | | | | | | |
| SE | | | | | | | | | | | | | |
| SSE | | | | | | | | | | | | | |
| S | | | | | | | | | | | | | |
| SSW | | | | | | | | | | | | | |
| SW | | | | | | | | | | | | | |
| WSW | | | | | | | | | | | | | |
| W | | | | | | | | | | | | | |
| WNW | | | | | | | | | | | | | |
| NW | | | | | | | | | | | | | |
| NNW | | | | | | | | | | | | | |
| VARBL | | | | | | | | | | | | | |
| CALM | | | | | | | | | | | | | |

TOTAL NUMBER OF OBSERVATIONS

USAFETAC FORM [illegible] PREVIOUS EDITIONS OF THIS FORM ARE OBSOLETE

# SURFACE WINDS

## PERCENTAGE FREQUENCY OF WIND DIRECTION AND SPEED (FROM HOURLY OBSERVATIONS)

STATION _____ STATION NAME _____ YEARS _____ MONTH _____

CLASS _____ HOURS (L.S.T.) _____

CONDITION _____

| SPEED (KNTS) DIR | 1 - 3 | 4 - 6 | 7 - 10 | 11 - 16 | 17 - 21 | 22 - 27 | 28 - 33 | 34 - 40 | 41 - 47 | 48 - 55 | ≥56 | % | MEAN WIND SPEED |
|---|---|---|---|---|---|---|---|---|---|---|---|---|---|
| N | | | | | | | | | | | | | |
| NNE | | | | | | | | | | | | | |
| NE | | | | | | | | | | | | | |
| ENE | | | | | | | | | | | | | |
| E | | | | | | | | | | | | | |
| ESE | | | | | | | | | | | | | |
| SE | | | | | | | | | | | | | |
| SSE | | | | | | | | | | | | | |
| S | | | | | | | | | | | | | |
| SSW | | | | | | | | | | | | | |
| SW | | | | | | | | | | | | | |
| WSW | | | | | | | | | | | | | |
| W | | | | | | | | | | | | | |
| WNW | | | | | | | | | | | | | |
| NW | | | | | | | | | | | | | |
| NNW | | | | | | | | | | | | | |
| VARBL | | | | | | | | | | | | | |
| CALM | | | | | | | | | | | | | |
| | | | | | | | | | | | | | |

TOTAL NUMBER OF OBSERVATIONS _____

USAFETAC FORM [illegible] OL A [illegible] PREVIOUS EDITIONS OF THIS FORM ARE OBSOLETE

[illegible] CLIMATOLOGY BRANCH
[illegible]
[illegible] WEATHER SERVICE/MAC

# SURFACE WINDS

## PERCENTAGE FREQUENCY OF WIND DIRECTION AND SPEED (FROM HOURLY OBSERVATIONS)

[illegible] STATION | ATSUGI NAS JAPAN STATION NAME | 77-8[illegible] YEARS | [illegible] MONTH

ALL WEATHER CLASS | [illegible] HOURS (L S T)

CONDITION

| SPEED (KNTS) DIR. | 1 - 3 | 4 - 6 | 7 - 10 | 11 - 16 | 17 - 21 | 22 - 27 | 28 - 33 | 34 - 40 | 41 - 47 | 48 - 55 | ≥56 | % | MEAN WIND SPEED |
|---|---|---|---|---|---|---|---|---|---|---|---|---|---|
| N | [illegible] | 1[illegible].4 | [illegible] | 4.3 | .6 | | | | | | | [illegible] | [illegible] |
| NNE | 4.4 | .2 | [illegible] | 1.9 | .2 | | | | | | | [illegible] | [illegible] |
| NE | . | 1.[illegible] | .3 | .3 | | | | | | | | [illegible] | [illegible] |
| ENE | | [illegible] | | | | | | | | | | [illegible] | [illegible] |
| E | [illegible] | .5 | | | | | | | | | | [illegible] | [illegible] |
| ESE | | | | | | | | | | | | | |
| SE | | | | | | | | | | | | | |
| SSE | . | | | | | | | | | | | [illegible] | [illegible] |
| S | . | | | | | | | | | | | [illegible] | [illegible] |
| SSW | . | | . | | | | | | | | | [illegible] | [illegible] |
| SW | [illegible] | [illegible] | [illegible] | .3 | [illegible] | | | | | | | [illegible] | [illegible] |
| WSW | . | .3 | [illegible] | .6 | .2 | | | | | | | [illegible] | [illegible] |
| W | . | .7 | [illegible] | | | | | | | | | [illegible] | [illegible] |
| WNW | [illegible] | . | | | | | | | | | | [illegible] | [illegible] |
| NW | 1.1 | [illegible] | [illegible] | | | | | | | | | [illegible] | [illegible] |
| NNW | 4.7 | 3.[illegible] | 1.7 | .6 | | | | | | | | [illegible] | 4.7 |
| VARBL | 1. | | | | | | | | | | | 1. | [illegible].1 |
| CALM | | | | | | | | | | | | 1[illegible] | |
| | 27.[illegible] | 35.4 | 1[illegible].4 | [illegible] | 1.1 | | | | | | | [illegible] | [illegible] |

TOTAL NUMBER OF OBSERVATIONS [illegible]

USAFETAC FORM [illegible] 64 0 R 5 (OL A) PREV. US EDITIONS OF THIS FORM ARE OBSOLETE

OPERATING LOCATION "A"
USAFETAC, ASHEVILLE NC

SURFACE WINDS

PART 2

2

Presented in this part are various tabulations of surface winds as follows:

Bivariate percentage frequency tabulations: Derived from hourly observations, these tabulations are a percentage frequency of wind directions to 16 compass points and calm vs 11 wind speed (knots) increments in Beaufort classifications. Percentages are shown for both directions and speed, and in addition the mean wind speed is given for each direction.

A separate category is provided on the form for variable winds, which are reported in some data sources. In these data where light and variable winds are reported with no directions but with speeds given, the speeds will be summarized in the appropriate groups opposite the column headed VRBL.

These tables are prepared for all years combined, by month by available 3-hour groups.

A percentage frequency of ".0" in these tables represents one or more occurrences amounting to less than ".05" percent.

# WEATHER CONDITIONS

STATION _____ STATION NAME _____ YEARS _____ MONTH

| MONTH | HOURS L.S.T. | THUNDER STORMS | RAIN AND OR DRIZZLE | FREEZING RAIN & OR DRIZZLE | SNOW AND OR SLEET | HAIL | % OF OBS WITH PRECIP | FOG | SMOKE AND OR HAZE | BLOWING SNOW | DUST AND OR SAND | % OF OBS WITH OBST TO VISION | TOTAL NO OF OBS |
|---|---|---|---|---|---|---|---|---|---|---|---|---|---|
| | | | | | | | | | | | | | |
| | | | | | | | | | | | | | |
| | | | | | | | | | | | | | |
| | | | | | | | | | | | | | |
| | | | | | | | | | | | | | |
| | | | | | | | | | | | | | |
| | | | | | | | | | | | | | |
| | | | | | | | | | | | | | |
| | | | | | | | | | | | | | |
| | | | | | | | | | | | | | |
| | | | | | | | | | | | | | |
| | | | | | | | | | | | | | |
| | | | | | | | | | | | | | |
| TOTALS | | | | | | | | | | | | | |

USAFETAC FORM JULY 64 0-10-5(OL A), PREVIOUS EDITIONS OF THIS FORM ARE OBSOLETE

# WEATHER CONDITIONS

STATION | STATION NAME | YEARS | MONTH

| MONTH | HOURS L S T | THUNDER-STORMS | RAIN AND OR DRIZZLE | FREEZING RAIN & OR DRIZZLE | SNOW AND OR SLEET | HAIL | % OF OBS WITH PRECIP. | FOG | SMOKE AND OR HAZE | BLOWING SNOW | DUST AND OR SAND | % OF OBS WITH OBST TO VISION | TOTAL NO OF OBS |
|---|---|---|---|---|---|---|---|---|---|---|---|---|---|
| | | | | | | | | | | | | | |
| | | | | | | | | | | | | | |
| | | | | | | | | | | | | | |
| | | | | | | | | | | | | | |
| | | | | | | | | | | | | | |
| | | | | | | | | | | | | | |
| | | | | | | | | | | | | | |
| | | | | | | | | | | | | | |
| | | | | | | | | | | | | | |
| | | | | | | | | | | | | | |
| | | | | | | | | | | | | | |
| | | | | | | | | | | | | | |
| TOTALS | | | | | | | | | | | | | |

USAFETAC FORM JULY 64 0-10 5(OL A), PREVIOUS EDITIONS OF THIS FORM ARE OBSOLETE

# WEATHER CONDITIONS

STATION _____ STATION NAME _____ YEARS _____ MONTH _____

| MONTH | HOURS LST | THUNDER STORMS | RAIN AND OR DRIZZLE | FREEZING RAIN & OR DRIZZLE | SNOW AND OR SLEET | HAIL | % OF OBS WITH PRECIP | FOG | SMOKE AND OR HAZE | BLOWING SNOW | DUST AND OR SAND | % OF OBS WITH OBST TO VISION | TOTAL NO OF OBS |
|---|---|---|---|---|---|---|---|---|---|---|---|---|---|
| | | | | | | | | | | | | | |
| | | | | | | | | | | | | | |
| | | | | | | | | | | | | | |
| | | | | | | | | | | | | | |
| | | | | | | | | | | | | | |
| | | | | | | | | | | | | | |
| | | | | | | | | | | | | | |
| | | | | | | | | | | | | | |
| | | | | | | | | | | | | | |
| | | | | | | | | | | | | | |
| | | | | | | | | | | | | | |
| | | | | | | | | | | | | | |
| | | | | | | | | | | | | | |
| TOTALS | | | | | | | | | | | | | |

USAFETAC FORM JULY 64 0-10-5(OL A), PREVIOUS EDITIONS OF THIS FORM ARE OBSOLETE

# WEATHER CONDITIONS

STATION | STATION NAME | YEARS | MONTH

[illegible] FREQUENCY OF OCCURRENCE OF WEATHER CONDITIONS FROM HOURLY OBSERVATIONS

| MONTH | HOURS (LST) | THUNDER-STORMS | RAIN AND OR DRIZZLE | FREEZING RAIN & OR DRIZZLE | SNOW AND/OR SLEET | HAIL | % OF OBS WITH PRECIP. | FOG | SMOKE AND OR HAZE | BLOWING SNOW | DUST AND OR SAND | % OF OBS WITH OBST TO VISION | TOTAL NO OF OBS |
|---|---|---|---|---|---|---|---|---|---|---|---|---|---|
| [illegible] | [illegible] | | [illegible] | | | | [illegible] | [illegible] | [illegible] | | | [illegible] | [illegible] |
| | [illegible] | [illegible] | [illegible] | | | | [illegible] | 17.9 | [illegible] | | | [illegible] | [illegible] |
| | [illegible] | | 17.1 | | | | 17.1 | [illegible] | [illegible] | | | [illegible] | [illegible] |
| | [illegible] | | [illegible] | | | | [illegible] | 7.2 | [illegible] | | | [illegible] | [illegible] |
| | [illegible] | | 14.4 | | | | 14.4 | [illegible] | 11.[illegible] | | | 14. | [illegible] |
| | [illegible] | [illegible] | [illegible] | | | | [illegible] | [illegible] | [illegible] | | | [illegible] | [illegible] |
| | [illegible] | [illegible] | 14.2 | | | | 14.2 | 12.1 | [illegible] | | | [illegible] | [illegible] |
| | [illegible] | | [illegible] | | | | [illegible] | [illegible] | [illegible] | | | [illegible] | [illegible] |
| | | | | | | | | | | | | | |
| | | | | | | | | | | | | | |
| | | | | | | | | | | | | | |
| | | | | | | | | | | | | | |
| TOTALS | | .1 | [illegible] | | | | [illegible] | 12.3 | [illegible] | | | [illegible] | [illegible] |

USAFETAC FORM JULY 64 0-10-5(OL A), PREVIOUS EDITIONS OF THIS FORM ARE OBSOLETE

# WEATHER CONDITIONS

STATION | STATION NAME | YEARS | MONTH

PERCENTAGE FREQUENCY OF OCCURRENCE OF WEATHER CONDITIONS FROM HOURLY OBSERVATIONS

| MONTH | HOURS (L.S.T.) | THUNDER-STORMS | RAIN AND OR DRIZZLE | FREEZING RAIN & OR DRIZZLE | SNOW AND/OR SLEET | HAIL | % OF OBS WITH PRECIP. | FOG | SMOKE AND OR HAZE | BLOWING SNOW | DUST AND OR SAND | % OF OBS WITH OBST TO VISION | TOTAL NO OF OBS |
|---|---|---|---|---|---|---|---|---|---|---|---|---|---|
| | | | | | | | | | | | | | |
| | | | | | | | | | | | | | |
| | | | | | | | | | | | | | |
| | | | | | | | | | | | | | |
| | | | | | | | | | | | | | |
| | | | | | | | | | | | | | |
| | | | | | | | | | | | | | |
| | | | | | | | | | | | | | |
| | | | | | | | | | | | | | |
| | | | | | | | | | | | | | |
| | | | | | | | | | | | | | |
| | | | | | | | | | | | | | |
| TOTALS | | | | | | | | | | | | | |

USAFETAC FORM JULY 64 0-10-5(OL A), PREVIOUS EDITIONS OF THIS FORM ARE OBSOLETE

# WEATHER CONDITIONS

STATION | STATION NAME | YEARS | MONTH

PERCENTAGE FREQUENCY OF OCCURRENCE OF WEATHER CONDITIONS FROM HOURLY OBSERVATIONS

| MONTH | HOURS LST | THUNDER STORMS | RAIN AND OR DRIZZLE | FREEZING RAIN & OR DRIZZLE | SNOW AND OR SLEET | HAIL | % OF OBS WITH PRECIP. | FOG | SMOKE AND OR HAZE | BLOWING SNOW | DUST AND OR SAND | % OF OBS WITH OBST TO VISION | TOTAL NO OF OBS |
|---|---|---|---|---|---|---|---|---|---|---|---|---|---|
| | | | | | | | | | | | | | |
| | | | | | | | | | | | | | |
| | | | | | | | | | | | | | |
| | | | | | | | | | | | | | |
| | | | | | | | | | | | | | |
| | | | | | | | | | | | | | |
| | | | | | | | | | | | | | |
| | | | | | | | | | | | | | |
| | | | | | | | | | | | | | |
| | | | | | | | | | | | | | |
| | | | | | | | | | | | | | |
| TOTALS | | | | | | | | | | | | | |

USAFETAC FORM JULY 64 0 10 5(OL A), PREVIOUS EDITIONS OF THIS FORM ARE OBSOLETE

...AL CLIMATOLOGY BRANCH
...TAC
...WEATHER SERVICE/MAC

# WEATHER CONDITIONS

...STATION | ...STATION NAME | ...YEARS | ...MONTH

PERCENTAGE FREQUENCY OF OCCURRENCE OF WEATHER CONDITIONS FROM HOURLY OBSERVATIONS

| MONTH | HOURS (L.S.T.) | THUNDER STORMS | RAIN AND OR DRIZZLE | FREEZING RAIN & OR DRIZZLE | SNOW AND/OR SLEET | HAIL | % OF OBS WITH PRECIP. | FOG | SMOKE AND OR HAZE | BLOWING SNOW | DUST AND OR SAND | % OF OBS WITH OBST TO VISION | TOTAL NO OF OBS |
|---|---|---|---|---|---|---|---|---|---|---|---|---|---|
| JUL | ...-... | .5 | 17.7 | | | | 17.7 | 5..1 | .. | | | 7.. | 31 |
| | ...-... | .4 | 15.6 | | | | 1..6 | 3..6 | .. | | | 7.. | ... |
| | ...-... | | 17.7 | | | | 17.7 | 3..1 | .. | | | 7.. | ... |
| | ...-... | .2 | 1..3 | | | | 1..3 | 1..4 | 3..1 | | | 7.. | ... |
| | ...-... | .3 | 1..3 | | | | 1..3 | 4..2 | 17.. | | | 7.. | ... |
| | ...-... | 1.. | 17.1 | | | | 17.1 | 7..3 | 11.. | | | 1.. | ... |
| | ...-... | 1.4 | 17.7 | | | | 17.7 | 17.3 | 3.. | | | 7.. | ... |
| | ...-... | 1.3 | 1..3 | | | | 1..3 | 3..2 | .. | | | 7.. | ... |
| | | | | | | | | | | | | | |
| | | | | | | | | | | | | | |
| | | | | | | | | | | | | | |
| | | | | | | | | | | | | | |
| TOTALS | | .6 | 1..9 | | | | 1..7 | 1..3 | 3.. | | | .. | ...5 |

USAFETAC FORM JULY 64 0-10-5(OL A), PREVIOUS EDITIONS OF THIS FORM ARE OBSOLETE

# WEATHER CONDITIONS

STATION | STATION NAME | YEARS | MONTH

| MONTH | HOURS (L.S.T.) | THUNDER-STORMS | RAIN AND OR DRIZZLE | FREEZING RAIN & OR DRIZZLE | SNOW AND OR SLEET | HAIL | % OF OBS WITH PRECIP | FOG | SMOKE AND OR HAZE | BLOWING SNOW | DUST AND OR SAND | % OF OBS WITH OBST TO VISION | TOTAL NO OF OBS |
|---|---|---|---|---|---|---|---|---|---|---|---|---|---|
| | | | | | | | | | | | | | |
| | | | | | | | | | | | | | |
| | | | | | | | | | | | | | |
| | | | | | | | | | | | | | |
| | | | | | | | | | | | | | |
| | | | | | | | | | | | | | |
| | | | | | | | | | | | | | |
| | | | | | | | | | | | | | |
| | | | | | | | | | | | | | |
| | | | | | | | | | | | | | |
| | | | | | | | | | | | | | |
| | | | | | | | | | | | | | |
| TOTALS | | | | | | | | | | | | | |

USAFETAC FORM JULY 64 0-10-5(OL A). PREVIOUS EDITIONS OF THIS FORM ARE OBSOLETE

# WEATHER CONDITIONS

STATION | STATION NAME | YEARS | MONTH

PERCENTAGE FREQUENCY OF OCCURRENCE BY MONTH
OF SPECIFIC FAIR WEATHER OBSERVATION

| MONTH | HOURS L.S.T. | THUNDER STORMS | RAIN AND OR DRIZZLE | FREEZING RAIN & OR DRIZZLE | SNOW AND OR SLEET | HAIL | % OF OBS WITH PRECIP | FOG | SMOKE AND OR HAZE | BLOWING SNOW | DUST AND OR SAND | % OF OBS WITH OBST TO VISION | TOTAL NO OF OBS |
|---|---|---|---|---|---|---|---|---|---|---|---|---|---|
| | | | | | | | | | | | | | |
| | | | | | | | | | | | | | |
| | | | | | | | | | | | | | |

# WEATHER CONDITIONS

STATION _____ STATION NAME _____ YEARS _____ MONTH _____

| MONTH | HOURS EST | THUNDER STORMS | RAIN AND OR DRIZZLE | FREEZING RAIN & OR DRIZZLE | SNOW AND OR SLEET | HAIL | % OF OBS WITH PRECIP | FOG | SMOKE AND OR HAZE | BLOWING SNOW | DUST AND OR SAND | % OF OBS WITH OBST TO VISION | TOTAL NO OF OBS |
|---|---|---|---|---|---|---|---|---|---|---|---|---|---|
| | | | | | | | | | | | | | |
| | | | | | | | | | | | | | |
| | | | | | | | | | | | | | |
| | | | | | | | | | | | | | |
| | | | | | | | | | | | | | |
| | | | | | | | | | | | | | |
| | | | | | | | | | | | | | |
| | | | | | | | | | | | | | |
| | | | | | | | | | | | | | |
| | | | | | | | | | | | | | |
| | | | | | | | | | | | | | |
| | | | | | | | | | | | | | |
| TOTALS | | | | | | | | | | | | | |

USAFETAC FORM JULY 64 0-10-5(OL A), PREVIOUS EDITIONS OF THIS FORM ARE OBSOLETE

# SURFACE WINDS

## PERCENTAGE FREQUENCY OF WIND DIRECTION AND SPEED (FROM HOURLY OBSERVATIONS)

STATION _____ STATION NAME _____ YEARS _____ MONTH _____

CLASS ALL WEATHER HOURS (L S T) _____

CONDITION _____

| SPEED (KNTS) DIR | 1 - 3 | 4 - 6 | 7 - 10 | 11 - 16 | 17 - 21 | 22 - 27 | 28 - 33 | 34 - 40 | 41 - 47 | 48 - 55 | ≥56 | % | MEAN WIND SPEED |
|---|---|---|---|---|---|---|---|---|---|---|---|---|---|
| N | | | | | | | | | | | | | |
| NNE | | | | | | | | | | | | | |
| NE | | | | | | | | | | | | | |
| ENE | | | | | | | | | | | | | |
| E | | | | | | | | | | | | | |
| ESE | | | | | | | | | | | | | |
| SE | | | | | | | | | | | | | |
| SSE | | | | | | | | | | | | | |
| S | | | | | | | | | | | | | |
| SSW | | | | | | | | | | | | | |
| SW | | | | | | | | | | | | | |
| WSW | | | | | | | | | | | | | |
| W | | | | | | | | | | | | | |
| WNW | | | | | | | | | | | | | |
| NW | | | | | | | | | | | | | |
| NNW | | | | | | | | | | | | | |
| VARBL | | | | | | | | | | | | | |
| CALM | | | | | | | | | | | | | |
| | | | | | | | | | | | | | |

TOTAL NUMBER OF OBSERVATIONS _____

USAFETAC FORM 0-8-5 (OL A) PREVIOUS EDITIONS OF THIS FORM ARE OBSOLETE

GLOBAL CLIMATOLOGY BRANCH
USAFETAC
AIR WEATHER SERVICE/MAC

# SURFACE WINDS

## PERCENTAGE FREQUENCY OF WIND DIRECTION AND SPEED (FROM HOURLY OBSERVATIONS)

| STATION | STATION NAME | YEARS | MONTH |
|---|---|---|---|
| [illegible] | ATSUGI [illegible] JAPAN | 74-[illegible] | JAN |

CLASS: ALL WEATHER

CONDITION:

HOURS (L S T): 1 [illegible]-14 [illegible]

| SPEED (KNTS) / DIR | 1 - 3 | 4 - 6 | 7 - 10 | 11 - 16 | 17 - 21 | 22 - 27 | 28 - 33 | 34 - 40 | 41 - 47 | 48 - 55 | ≥56 | % | MEAN WIND SPEED |
|---|---|---|---|---|---|---|---|---|---|---|---|---|---|
| N | .7 | 2.2 | 5.[illegible] | [illegible] | .6 | .3 | | | | | | 14.5 | 7.2 |
| NNE | . | 3.[illegible] | 7.2 | 3.3 | .3 | | | | | | | [illegible] | 6.4 |
| NE | 1.2 | 2.[illegible] | 3.[illegible] | 1.1 | | | | | | | | .7 | 6.[illegible] |
| ENE | 1. | 2.[illegible] | 1.1 | .2 | | | | | | | | [illegible] | 5.6 |
| E | . | 1.0 | .[illegible] | | | | | | | | | .2 | 5.1 |
| ESE | 1.1 | 1.[illegible] | .[illegible] | | | | | | | | | .3 | 4.4 |
| SE | . | 1.[illegible] | .1 | | | | | | | | | [illegible] | 4.[illegible] |
| SSE | 1.[illegible] | 1.3 | . | .1 | | | | | | | | . | 4.7 |
| S | 1.[illegible] | 4.6 | 4.2 | 2.3 | .3 | | | | | | | 17. | 7.[illegible] |
| SSW | .4 | 1.[illegible] | [illegible] | 2.2 | 1.7 | | | | | | | [illegible] | 1.6 |
| SW | .1 | 1.1 | .[illegible] | 1.4 | 1.4 | .1 | | | | | | [illegible] | 1.3 |
| WSW | . | .4 | .4 | .3 | .1 | | | | | | | [illegible] | 5.3 |
| W | .[illegible] | .1 | .4 | .1 | | | | | | | | [illegible] | .6 |
| WNW | | .1 | .1 | .4 | .1 | | | | | | | . | 1.1 |
| NW | . | .2 | .1 | .2 | .1 | | | | | | | . | [illegible].4 |
| NNW | .[illegible] | .[illegible] | 1.1 | .[illegible] | .1 | | | | | | | [illegible] | [illegible].9 |
| VARBL | [illegible].1 | .[illegible] | | | | | | | | | | [illegible] | 2.4 |
| CALM | | | | | | | | | | | | [illegible] | |
| | 16.[illegible] | [illegible].2 | 33.3 | 14.4 | 4.4 | .4 | | | | | | 1[illegible] | 7.[illegible] |

TOTAL NUMBER OF OBSERVATIONS [illegible]2[illegible]

USAFETAC FORM [illegible] JUL 64 0-8-5 (OL-A) PREVIOUS EDITIONS OF THIS FORM ARE OBSOLETE

GLOBAL CLIMATOLOGY BRANCH
USAFETAC
USAF WEATHER SERVICE/MAC

# SURFACE WINDS

## PERCENTAGE FREQUENCY OF WIND DIRECTION AND SPEED (FROM HOURLY OBSERVATIONS)

| STATION | STATION NAME | YEARS | MONTH |
|---|---|---|---|
| [illegible] | ATSUGI NAS JA-AN | 74-83 | JA |

CLASS: ALL WEATHER

CONDITION:

HOURS (L S T): 1 0-17

| SPEED (KNTS) DIR | 1 - 3 | 4 - 6 | 7 - 10 | 11 - 16 | 17 - 21 | 22 - 27 | 28 - 33 | 34 - 40 | 41 - 47 | 48 - 55 | ≥56 | % | MEAN WIND SPEED |
|---|---|---|---|---|---|---|---|---|---|---|---|---|---|
| N | • | 2.9 | 4.1 | 4.5 | 1.2 | .7 | | | | | | [illegible] | 1.4 |
| NNE | • | [illegible] | [illegible] | [illegible] | .6 | | | | | | | 1.[illegible] | [illegible] |
| NE | • | 3.6 | 7.3 | 1.2 | | | | | | | | .[illegible] | [illegible] |
| ENE | • | 3.1 | 2.[illegible] | | | | | | | | | .6 | [illegible] |
| E | 1.7 | 3.3 | .7 | | | | | | | | | .[illegible] | 4.3 |
| ESE | 1.3 | 2.[illegible] | 1.[illegible] | | | | | | | | | [illegible] | [illegible] |
| SE | .7 | 3.3 | 1.[illegible] | .1 | | | | | | | | [illegible] | 5.6 |
| SSE | .7 | 2.[illegible] | 1.[illegible] | .1 | | | | | | | | [illegible] | [illegible] |
| S | [illegible] | 4.3 | 5.7 | 1.7 | .4 | | | | | | | 1.3 | 7.4 |
| SSW | • | .6 | .[illegible] | [illegible] | .6 | .3 | | | | | | .[illegible] | 11.1 |
| SW | .4 | .2 | 1.1 | 2.3 | 1.[illegible] | | | | | | | .[illegible] | 12.[illegible] |
| WSW | .1 | .1 | 1.[illegible] | .[illegible] | .1 | .1 | | | | | | [illegible] | 10.[illegible] |
| W | .[illegible] | .[illegible] | .1 | .1 | | | | | | | | . | 5.7 |
| WNW | . | .[illegible] | .[illegible] | | | | | | | | | . | [illegible] |
| NW | .1 | .[illegible] | .[illegible] | | | | | | | | | . | [illegible] |
| NNW | | . | .[illegible] | .[illegible] | .1 | | | | | | | [illegible] | 1.[illegible] |
| VARBL | [illegible] | .[illegible] | .1 | | | | | | | | | [illegible] | [illegible] |
| CALM | | | | | | | | | | | | .1 | |
| | 12.[illegible] | 3[illegible].[illegible] | 32.3 | 16.9 | 4.9 | 1.0 | | | | | | 1[illegible].[illegible] | 7.8 |

TOTAL NUMBER OF OBSERVATIONS [illegible]7

[illegible]AL CLIMATOLOGY BRANCH
[illegible]FETAC
[illegible] WEATHER SERVICE/MAC

# SURFACE WINDS

## PERCENTAGE FREQUENCY OF WIND DIRECTION AND SPEED (FROM HOURLY OBSERVATIONS)

[illegible] STATION | [illegible] NAS JAPAN STATION NAME | 74-[illegible] YEARS | [illegible] MONTH

ALL WEATHER CLASS | [illegible] HOURS (L S T)

CONDITION

| SPEED (KNTS) DIR. | 1 - 3 | 4 - 6 | 7 - 10 | 11 - 16 | 17 - 21 | 22 - 27 | 28 - 33 | 34 - 40 | 41 - 47 | 48 - 55 | ≥56 | % | MEAN WIND SPEED |
|---|---|---|---|---|---|---|---|---|---|---|---|---|---|
| N | 4.[illegible] | 7.2 | 11.2 | [illegible] | .5 | .2 | | | | | | [illegible].9 | 7.7 |
| NNE | [illegible] | 5.7 | 6.8 | 2.4 | .3 | .1 | | | | | | [illegible] | 7.1 |
| NE | 1.[illegible] | 3.1 | 1.4 | .1 | | | | | | | | [illegible].4 | [illegible] |
| ENE | 1.[illegible] | 1.9 | .2 | | | | | | | | | 3.[illegible] | 5.7 |
| E | 1.[illegible] | 1.4 | .1 | | | | | | | | | [illegible].4 | 3.4 |
| ESE | .[illegible] | .[illegible] | .1 | | | | | | | | | 1.1 | 3.[illegible] |
| SE | .[illegible] | .3 | | | | | | | | | | [illegible] | [illegible].3 |
| SSE | .[illegible] | .[illegible] | .1 | | | | | | | | | 1.[illegible] | 3.[illegible] |
| S | .[illegible] | 1.[illegible] | .3 | .5 | | | | | | | | [illegible] | 5.7 |
| SSW | .[illegible] | .7 | .[illegible] | .8 | .1 | | | | | | | 2.[illegible] | 7.[illegible] |
| SW | .[illegible] | .[illegible] | 1.1 | 1.[illegible] | .3 | | | | | | | [illegible] | 9.[illegible] |
| WSW | .[illegible] | .[illegible] | .[illegible] | .8 | | | | | | | | [illegible] | [illegible].1 |
| W | 1.[illegible] | .3 | .2 | .2 | | | | | | | | [illegible] | [illegible] |
| WNW | .[illegible] | .3 | .1 | .1 | | | | | | | | 1.1 | 4.5 |
| NW | 1.1 | 1.4 | .2 | .1 | | | | | | | | [illegible] | 4.6 |
| NNW | 1.[illegible] | 3.7 | 1.[illegible] | .8 | .1 | | | | | | | .1 | 6.4 |
| VARBL | 1.[illegible] | | | | | | | | | | | 1.[illegible] | 2.[illegible] |
| CALM | | | | | | | | | | | | .4 | |
| | 23.2 | 29.5 | 25.3 | 11.3 | 1.4 | .3 | | | | | | 1[illegible] | [illegible] |

TOTAL NUMBER OF OBSERVATIONS [illegible]

USAFETAC FORM JUL 64 0-8-5 (OL A) PREVIOUS EDITIONS OF THIS FORM ARE OBSOLETE

[illegible]RAL CLIMATOLOGY BRANCH
[illegible]AFETAC
[illegible] WEATHER SERVICE/MAC

# SURFACE WINDS

## PERCENTAGE FREQUENCY OF WIND DIRECTION AND SPEED (FROM HOURLY OBSERVATIONS)

| STATION | STATION NAME | YEARS | MONTH |
|---|---|---|---|
| [illegible] | ATSUGI NAS JAPAN | 74-83 | [illegible] |

CLASS: ALL WEATHER

HOURS (L S T): [illegible]

CONDITION:

| SPEED (KNTS) DIR. | 1 - 3 | 4 - 6 | 7 - 10 | 11 - 16 | 17 - 21 | 22 - 27 | 28 - 33 | 34 - 40 | 41 - 47 | 48 - 55 | ≥56 | % | MEAN WIND SPEED |
|---|---|---|---|---|---|---|---|---|---|---|---|---|---|
| N | [illegible] | 13.[illegible] | 11.1 | 4.9 | .8 | .3 | | | | | | [illegible] | [illegible] |
| NNE | [illegible] | 5.[illegible] | 5.6 | 1.4 | .3 | | | | | | | [illegible] | [illegible] |
| NE | 1.[illegible] | .[illegible] | .3 | | | | | | | | | [illegible].1 | 4.[illegible] |
| ENE | .[illegible] | .7 | | | | | | | | | | [illegible].1 | 3.[illegible] |
| E | .[illegible] | | | | | | | | | | | [illegible] | 2.[illegible] |
| ESE | 1.[illegible] | | .1 | .1 | | | | | | | | 1.[illegible] | 3.[illegible] |
| SE | | .1 | | | | | | | | | | .1 | [illegible] |
| SSE | .[illegible] | .1 | | | | | | | | | | .[illegible] | 3.[illegible] |
| S | .[illegible] | .4 | | | .1 | | | | | | | 1.1 | 4.[illegible] |
| SSW | .[illegible] | .3 | .5 | .6 | | | | | | | | [illegible].3 | 6.[illegible] |
| SW | .1 | .1 | .7 | 1.1 | | | | | | | | [illegible].1 | [illegible] |
| WSW | .[illegible] | .4 | .5 | .6 | | | | | | | | [illegible].1 | 7.[illegible] |
| W | .7 | .6 | | .1 | | | | | | | | 1.[illegible] | 4.2 |
| WNW | .[illegible] | .4 | .1 | | | | | | | | | 1.[illegible] | 3.[illegible] |
| NW | 2.[illegible] | 1.7 | .7 | | .1 | | | | | | | .1 | 4.4 |
| NNW | 4.[illegible] | 5.1 | 2.[illegible] | .3 | | | | | | | | 11.[illegible] | 4.7 |
| VARBL | 1.[illegible] | | | | | | | | | | | 1.[illegible] | [illegible].3 |
| CALM | | | | | | | | | | | | 1[illegible].[illegible] | |
| | 2[illegible].1 | 3[illegible].6 | 22.1 | [illegible].2 | 1.4 | .3 | | | | | | [illegible] | [illegible].4 |

TOTAL NUMBER OF OBSERVATIONS 71[illegible]

USAFETAC FORM JUL 64 0 8 5 (OL A) PREVIOUS EDITIONS OF THIS FORM ARE OBSOLETE

[illegible] CLIMATOLOGY BRANCH
[illegible]
[illegible] WEATHER SERVICE/MAC

# SURFACE WINDS

## PERCENTAGE FREQUENCY OF WIND DIRECTION AND SPEED (FROM HOURLY OBSERVATIONS)

[illegible] ATSUGI NAS JAPAN 74-[illegible] [illegible]
STATION STATION NAME YEARS MONTH

ALL WEATHER ALL
CLASS HOURS (L.S.T.)

CONDITION

| SPEED (KNTS) DIR. | 1 - 3 | 4 - 6 | 7 - 10 | 11 - 16 | 17 - 21 | 22 - 27 | 28 - 33 | 34 - 40 | 41 - 47 | 48 - 55 | ≥56 | % | MEAN WIND SPEED |
|---|---|---|---|---|---|---|---|---|---|---|---|---|---|
| N | [illegible] | 10.[illegible] | [illegible] | 4.4 | .7 | .2 | | | | | | [illegible] | [illegible] |
| NNE | [illegible] | 5.1 | [illegible] | 2.4 | .2 | .[illegible] | | | | | | [illegible] | [illegible] |
| NE | 1.[illegible] | 2.[illegible] | 1.[illegible] | .6 | [illegible] | | | | | | | [illegible] | [illegible] |
| ENE | [illegible] | 1.4 | .6 | .1 | | | | | | | | [illegible] | [illegible] |
| E | [illegible] | 1.1 | .[illegible] | | | | | | | | | [illegible] | [illegible] |
| ESE | [illegible] | .7 | .[illegible] | [illegible] | | | | | | | | [illegible] | 4.[illegible] |
| SE | [illegible] | .7 | .[illegible] | [illegible] | | | | | | | | [illegible] | 4.5 |
| SSE | .[illegible] | .7 | .4 | .[illegible] | .[illegible] | | | | | | | [illegible] | 4.7 |
| S | 1.[illegible] | 1.[illegible] | 1.[illegible] | .7 | .1 | | | | | | | [illegible] | 7.[illegible] |
| SSW | [illegible] | [illegible] | .[illegible] | 1.1 | .[illegible] | [illegible] | | | | | | [illegible] | 9.4 |
| SW | [illegible] | [illegible] | .7 | 1.[illegible] | .6 | .[illegible] | .[illegible] | | | | | [illegible] | 11.1 |
| WSW | [illegible] | .4 | .6 | .6 | .1 | .[illegible] | | | | | | 1.[illegible] | 9.1 |
| W | [illegible] | .[illegible] | .[illegible] | .1 | | | | | | | | 1.[illegible] | 4.5 |
| WNW | [illegible] | .[illegible] | .1 | .1 | .[illegible] | | | | | | | [illegible] | [illegible] |
| NW | 1.1 | 1.[illegible] | .[illegible] | .1 | .[illegible] | | | | | | | [illegible] | 4.4 |
| NNW | [illegible] | [illegible] | 2.1 | .7 | .1 | | | | | | | [illegible] | [illegible] |
| VARBL | [illegible] | .[illegible] | .[illegible] | | | | | | | | | [illegible] | [illegible] |
| CALM | | | | | | | | | | | | .[illegible] | |
| | 21.[illegible] | 3[illegible].1 | 25.4 | 1[illegible].1 | [illegible].2 | .3 | .[illegible] | | | | | [illegible] | [illegible] |

TOTAL NUMBER OF OBSERVATIONS [illegible]

USAFETAC FORM JUL 64 0 8 5 (OL A) PREVIOUS EDITIONS OF THIS FORM ARE OBSOLETE

...GAL CLIMATOLOGY BRANCH
...AFETAC
...OF SERVICE/MAC

# SURFACE WINDS

## PERCENTAGE FREQUENCY OF WIND DIRECTION AND SPEED (FROM HOURLY OBSERVATIONS)

...9790 (STATION) | ...TSUKI NAF JAPAN (STATION NAME) | 77-82 (YEARS) | ... (MONTH)

ALL WEATHER (CLASS) | ... (HOURS (L S T))

(CONDITION)

| SPEED (KNTS) DIR. | 1 - 3 | 4 - 6 | 7 - 10 | 11 - 16 | 17 - 21 | 22 - 27 | 28 - 33 | 34 - 40 | 41 - 47 | 48 - 55 | ≥56 | % | MEAN WIND SPEED |
|---|---|---|---|---|---|---|---|---|---|---|---|---|---|
| N | ...4 | 16.7 | 14.7 | 2.9 | | | | | | | | ... | ... |
| NNE | ...1 | 5.7 | 8.7 | 2.8 | | | | | | | | 17.9 | 7.0 |
| NE | ...7 | 1.7 | .6 | .2 | | | | | | | | ... | 5.4 |
| ENE | 1.7 | .7 | .5 | | | | | | | | | 1.7 | 4.3 |
| E | | | | | | | | | | | | | |
| ESE | .7 | | | | | | | | | | | .1 | 1.0 |
| SE | | .2 | | | | | | | | | | .2 | 3.0 |
| SSE | .7 | | | | | | | | | | | .1 | 3.0 |
| S | .7 | .3 | .7 | .3 | | | | | | | | 1.4 | 5.9 |
| SSW | .7 | .7 | 1.7 | .7 | | | | | | | | ... | 5.3 |
| SW | | .6 | .7 | .5 | | | | | | | | 2.1 | 7.8 |
| WSW | | .1 | | | | | | | | | | .1 | 3.0 |
| W | 1.7 | .5 | | | | | | | | | | 2.4 | 4.3 |
| WNW | .7 | .7 | | | | | | | | | | 1.2 | 3.1 |
| NW | 1.2 | 1.2 | .5 | | | | | | | | | .7 | 4.4 |
| NNW | .7 | 4.7 | 1.7 | .9 | .2 | | | | | | | 1.1 | 5.5 |
| VARBL | 1.7 | .2 | | | | | | | | | | 1.2 | 4.1 |
| CALM | | | | | | | | | | | | .1 | |
| | 17.7 | 34.7 | 28.2 | 7.2 | .2 | | | | | | | ... | ... |

TOTAL NUMBER OF OBSERVATIONS ...74

USAFETAC FORM ... 64 ... PREVIOUS EDITIONS OF THIS FORM ARE OBSOLETE

[illegible]RAL CLIMATOLOGY BRANCH
[illegible]AFETAC
[illegible] WEATHER SERVICE/MAC

# SURFACE WINDS

## PERCENTAGE FREQUENCY OF WIND DIRECTION AND SPEED (FROM HOURLY OBSERVATIONS)

[illegible] ATSUGI NAS JAPAN 74-[illegible]
STATION STATION NAME YEARS MONTH

ALL WEATHER
CLASS HOURS (L S T)

CONDITION

| SPEED (KNTS) DIR. | 1 - 3 | 4 - 6 | 7 - 10 | 11 - 16 | 17 - 21 | 22 - 27 | 28 - 33 | 34 - 40 | 41 - 47 | 48 - 55 | ≥56 | % | MEAN WIND SPEED |
|---|---|---|---|---|---|---|---|---|---|---|---|---|---|
| N | 7.[illegible] | [illegible] | 15.7 | [illegible] | | | | | | | | 45.[illegible] | [illegible] |
| NNE | 2.[illegible] | 5.[illegible] | 4.2 | 2.[illegible] | .1 | | | | | | | [illegible] | [illegible] |
| NE | .[illegible] | 1.[illegible] | .[illegible] | .1 | | | | | | | | [illegible].4 | [illegible] |
| ENE | .[illegible] | .1 | .1 | .1 | | | | | | | | .[illegible] | [illegible] |
| E | .1 | | | | | | | | | | | .1 | 2.[illegible] |
| ESE | .1 | | | | | | | | | | | [illegible] | 2.[illegible] |
| SE | .1 | | | | | | | | | | | .[illegible] | 1.[illegible] |
| SSE | .1 | .1 | | | | | | | | | | .[illegible] | 3.[illegible] |
| S | .1 | .4 | .[illegible] | .1 | | .1 | | | | | | 1.[illegible] | 6.7 |
| SSW | .1 | .4 | .4 | .5 | | | .4 | | | | | 1.[illegible] | 13.7 |
| SW | .[illegible] | .3 | .4 | .7 | | .1 | | | | | | 1.[illegible] | 9.[illegible] |
| WSW | | | .[illegible] | .3 | | | | | | | | .[illegible] | 11.3 |
| W | .4 | .5 | .1 | | | | | | | | | 1.1 | 4.1 |
| WNW | .1 | .[illegible] | .1 | | | | | | | | | .[illegible] | 4.7 |
| NW | .[illegible] | 1.9 | .4 | .3 | | | | | | | | .2 | [illegible] |
| NNW | 2.4 | 3.7 | 3.[illegible] | 1.1 | | | | | | | | 11.[illegible] | 6.2 |
| VARBL | 1.[illegible] | .1 | | | | | | | | | | 1.[illegible] | 1.[illegible] |
| CALM | | | | | | | | | | | | 11.1 | |
| | 17.2 | 35.7 | 27.1 | [illegible].1 | .1 | .3 | .4 | | | | | 1[illegible] | [illegible] |

TOTAL NUMBER OF OBSERVATIONS 73[illegible]

USAFETAC FORM JUL 64 0-8-5 (OL A) PREVIOUS EDITIONS OF THIS FORM ARE OBSOLETE

[illegible] CLIMATOLOGY BRANCH
[illegible]
[illegible] WEATHER SERVICE/MAC

# SURFACE WINDS

## PERCENTAGE FREQUENCY OF WIND DIRECTION AND SPEED (FROM HOURLY OBSERVATIONS)

[illegible] ATSUGI, JAPAN — 74-[illegible] — [illegible]
STATION — STATION NAME — YEARS — MONTH

ALL WEATHER — [illegible]
CLASS — HOURS (L.S.T.)

CONDITION

| SPEED (KNTS) DIR. | 1 - 3 | 4 - 6 | 7 - 10 | 11 - 16 | 17 - 21 | 22 - 27 | 28 - 33 | 34 - 40 | 41 - 47 | 48 - 55 | ≥ 56 | % | MEAN WIND SPEED |
|---|---|---|---|---|---|---|---|---|---|---|---|---|---|
| N | [illegible] | 20.[illegible] | 15.[illegible] | 4.6 | | | | | | | | [illegible] | [illegible] |
| NNE | [illegible] | 4.7 | [illegible].4 | 2.3 | .4 | | | | | | | 1.[illegible] | [illegible].7 |
| NE | .[illegible] | .7 | .3 | .[illegible] | | | | | | | | .[illegible] | [illegible].5 |
| ENE | . | .4 | .1 | | | | | | | | | .[illegible] | [illegible].[illegible] |
| E | .[illegible] | .2 | | | | | | | | | | .[illegible] | [illegible].[illegible] |
| ESE | . | | | | | | | | | | | . | [illegible].[illegible] |
| SE | .1 | | | | | | | | | | | .[illegible] | [illegible].[illegible] |
| SSE | | .1 | | | | | | | | | | .1 | [illegible].[illegible] |
| S | | .4 | .[illegible] | .4 | .1 | | | | | | | 1.[illegible] | [illegible].7 |
| SSW | .[illegible] | .[illegible] | .4 | .[illegible] | | .1 | | | | | | 1.[illegible] | [illegible].[illegible] |
| SW | .1 | .4 | .[illegible] | .7 | | | .1 | | | | | 1.[illegible] | [illegible].7 |
| WSW | .[illegible] | .[illegible] | | | .1 | | .1 | | | | | . | [illegible].4 |
| W | 1.[illegible] | .[illegible] | | .1 | | | | | | | | .[illegible] | [illegible].[illegible] |
| WNW | . | .[illegible] | | | | | | | | | | 1.1 | [illegible].[illegible] |
| NW | 1.4 | 1.[illegible] | .[illegible] | .1 | | | | | | | | .[illegible] | [illegible].[illegible] |
| NNW | .[illegible] | 4.[illegible] | 2.[illegible] | .8 | .1 | | | | | | | 11.[illegible] | [illegible].[illegible] |
| VARBL | .[illegible] | .[illegible] | | | | | | | | | | .1 | [illegible].4 |
| CALM | | | | | | | | | | | | . | |
| | 1[illegible].[illegible] | 35.[illegible] | 2[illegible].[illegible] | [illegible].7 | .7 | .1 | .[illegible] | | | | | 10[illegible].[illegible] | [illegible].7 |

TOTAL NUMBER OF OBSERVATIONS [illegible]

[illegible] CLIMATOLOGY BRANCH
USAFETAC
[illegible] SERVICE/[illegible]

# SURFACE WINDS

## PERCENTAGE FREQUENCY OF WIND DIRECTION AND SPEED (FROM HOURLY OBSERVATIONS)

[illegible] ATSUGI NAS JAPAN 74-[illegible]
STATION STATION NAME YEARS MONTH

ALL WEATHER [illegible]-1[illegible]
CLASS HOURS (L.S.T.)

CONDITION

| SPEED (KNTS) DIR. | 1 - 3 | 4 - 6 | 7 - 10 | 11 - 16 | 17 - 21 | 22 - 27 | 28 - 33 | 34 - 40 | 41 - 47 | 48 - 55 | ≥56 | % | MEAN WIND SPEED |
|---|---|---|---|---|---|---|---|---|---|---|---|---|---|
| N | 2.1 | 6.[illegible] | 14.4 | [illegible].6 | 1.2 | | | | | | | [illegible] | [illegible] |
| NNE | 2.[illegible] | 5.5 | 5.[illegible] | 4.[illegible] | | | | | | | | [illegible].7 | 7.[illegible] |
| NE | 1.[illegible] | 2.7 | 1.7 | .5 | | | | | | | | [illegible].4 | [illegible] |
| ENE | .[illegible] | 1.1 | .[illegible] | .1 | | | | | | | | [illegible] | 2.1 |
| E | 1.1 | .[illegible] | .1 | | | | | | | | | [illegible] | 3.[illegible] |
| ESE | 1.[illegible] | .5 | | | | | | | | | | 1.[illegible] | 2.[illegible] |
| SE | 1.[illegible] | .4 | | | | | | | | | | 1.4 | 2.[illegible] |
| SSE | 1.[illegible] | .[illegible] | .4 | .1 | | .1 | | | | | | [illegible] | [illegible] |
| S | 1.[illegible] | 1.1 | 2.1 | .[illegible] | .2 | | | | | | | .[illegible] | 6.3 |
| SSW | .4 | .4 | .[illegible] | .[illegible] | .1 | | | | | | | [illegible] | 8.7 |
| SW | .[illegible] | .1 | .7 | .7 | | | | | | | | [illegible] | 9.[illegible] |
| WSW | .4 | .4 | .1 | .[illegible] | .1 | | | | | | | 1.[illegible] | 7.[illegible] |
| W | .4 | .4 | .[illegible] | .[illegible] | | | | | | | | 1.[illegible] | 7.3 |
| WNW | .[illegible] | .1 | | | | | | | | | | .[illegible] | [illegible] |
| NW | .[illegible] | 1.[illegible] | .7 | .1 | | | | | | | | [illegible] | [illegible] |
| NNW | .[illegible] | 1.[illegible] | 3.4 | 1.7 | .1 | | | | | | | [illegible].7 | [illegible] |
| VARBL | 4.1 | 1.1 | | | | | | | | | | [illegible] | 2.4 |
| CALM | | | | | | | | | | | | [illegible].1 | |
| | 1[illegible].7 | 24.6 | 31.4 | 1[illegible].7 | 1.8 | .1 | | | | | | [illegible] | [illegible] |

TOTAL NUMBER OF OBSERVATIONS [illegible]

USAFETAC FORM JUL 64 0-8-5 (OL A) PREVIOUS EDITIONS OF THIS FORM ARE OBSOLETE

# SURFACE WINDS

PERCENTAGE FREQUENCY OF WIND
DIRECTION AND SPEED
(FROM HOURLY OBSERVATIONS)

STATION | STATION NAME | 74- [illegible] YEARS | [illegible] MONTH

ALL [illegible] CLASS | [illegible]-14[illegible] HOURS (L S T)

CONDITION

| SPEED KNOTS DIR | [illegible] | 4 - 6 | 7 - 10 | 11 - 16 | 17 - 21 | 22 - 27 | 28 - 33 | 34 - 40 | 41 - 47 | 48 - 55 | ≥56 | % | MEAN WIND SPEED |
|---|---|---|---|---|---|---|---|---|---|---|---|---|---|
| N | [illegible] | [illegible] | [illegible] | [illegible] | .7 | | | | | | | [illegible] | [illegible] |
| NNE | [illegible] | [illegible] | [illegible] | [illegible] | [illegible] | .1 | | | | | | [illegible] | [illegible] |
| NE | [illegible] | [illegible] | [illegible] | [illegible] | [illegible] | | | | | | | [illegible] | [illegible] |
| ENE | [illegible] | [illegible] | [illegible] | [illegible] | | | | | | | | [illegible] | [illegible] |
| E | [illegible] | [illegible] | [illegible] | [illegible] | | | | | | | | [illegible] | [illegible] |
| ESE | [illegible] | [illegible] | [illegible] | | | | | | | | | [illegible] | [illegible] |
| SE | [illegible] | [illegible] | [illegible] | [illegible] | | | | | | | | [illegible] | [illegible] |
| SSE | [illegible] | [illegible] | [illegible] | [illegible] | | | | | | | | [illegible] | [illegible] |
| S | [illegible] | [illegible] | [illegible] | [illegible] | [illegible] | | | | | | | [illegible] | [illegible] |
| SSW | [illegible] | [illegible] | [illegible] | [illegible] | [illegible] | [illegible] | | | | | | [illegible] | [illegible] |
| SW | [illegible] | [illegible] | [illegible] | [illegible] | [illegible] | | | | | | | [illegible] | [illegible] |
| WSW | [illegible] | [illegible] | [illegible] | [illegible] | [illegible] | | | | | | | [illegible] | [illegible] |
| W | [illegible] | [illegible] | [illegible] | [illegible] | | | | | | | | [illegible] | [illegible] |
| WNW | [illegible] | [illegible] | [illegible] | [illegible] | | | | | | | | [illegible] | [illegible] |
| NW | [illegible] | [illegible] | [illegible] | [illegible] | | | | | | | | [illegible] | [illegible] |
| NNW | [illegible] | [illegible] | [illegible] | [illegible] | .7 | .1 | | | | | | [illegible] | [illegible] |
| VARBL | [illegible] | [illegible] | | | | | | | | | | [illegible] | [illegible] |
| CALM | | | | | | | | | | | | [illegible] | |
| | [illegible] | [illegible] | [illegible] | [illegible] | [illegible] | .5 | | | | | | [illegible] | [illegible] |

TOTAL NUMBER OF OBSERVATIONS [illegible]

USAFETAC FORM [illegible] 0-8-5 (OL A) PREVIOUS EDITIONS OF THIS FORM ARE OBSOLETE

[illegible] CLIMATOLOGY BRANCH
[illegible]
[illegible] WEATHER SERVICE [illegible]

# SURFACE WINDS

## PERCENTAGE FREQUENCY OF WIND DIRECTION AND SPEED (FROM HOURLY OBSERVATIONS)

[illegible] ATSUGI [illegible] JAPAN — 74-[illegible]
STATION — STATION NAME — YEARS — MONTH

ALL WEATHER
CLASS — HOURS (L.S.T.)

CONDITION

| SPEED (KNTS) DIR | 1 - 3 | 4 - 6 | 7 - 10 | 11 - 16 | 17 - 21 | 22 - 27 | 28 - 33 | 34 - 40 | 41 - 47 | 48 - 55 | ≥56 | % | MEAN WIND SPEED |
|---|---|---|---|---|---|---|---|---|---|---|---|---|---|
| N | [illegible] | 1.[illegible] | [illegible] | [illegible].1 | 1.[illegible] | .1 | | | | | | [illegible] | [illegible] |
| NNE | [illegible] | 2.3 | 4.4 | 4.[illegible] | .[illegible] | | | | | | | 11.[illegible] | [illegible] |
| NE | .[illegible] | 1.[illegible] | 2.[illegible] | 1.6 | | | | | | | | .7 | [illegible] |
| ENE | [illegible] | 1.[illegible] | 1.[illegible] | .[illegible] | | | | | | | | 3.[illegible] | [illegible] |
| E | [illegible] | 2.3 | 2.[illegible] | .1 | | | | | | | | [illegible] | [illegible] |
| ESE | [illegible] | 1.[illegible] | 1.[illegible] | | | | | | | | | [illegible] | [illegible] |
| SE | [illegible] | 1.[illegible] | 1.[illegible] | | | | | | | | | .4 | [illegible] |
| SSE | 1.[illegible] | 2.1 | 1.5 | | | | | | | | | [illegible] | [illegible] |
| S | [illegible] | 4.[illegible] | [illegible] | [illegible].3 | .2 | | | | | | | 17.[illegible] | 7.[illegible] |
| SSW | .[illegible] | 1.[illegible] | 4.[illegible] | 2.7 | .6 | .2 | | | | | | [illegible] | [illegible] |
| SW | .4 | .4 | 1.1 | 2.3 | 1.[illegible] | | | | | | | [illegible] | 1[illegible] |
| WSW | [illegible] | .[illegible] | .[illegible] | .7 | .2 | | | | | | | [illegible] | [illegible] |
| W | .1 | .2 | .[illegible] | .2 | | | | | | | | [illegible] | [illegible] |
| WNW | .[illegible] | | .[illegible] | .2 | | | | | | | | [illegible] | [illegible] |
| NW | .1 | | .4 | .4 | .1 | | | | | | | [illegible] | 1[illegible] |
| NNW | | .[illegible] | .5 | 1.0 | .5 | .1 | | | | | | [illegible] | 1[illegible] |
| VARBL | 1.[illegible] | 1.1 | | | | | | | | | | [illegible] | [illegible] |
| CALM | | | | | | | | | | | | [illegible] | |
| | 11.1 | [illegible]3.[illegible] | 34.[illegible] | 21.9 | 4.5 | .[illegible] | | | | | | [illegible] | [illegible] |

TOTAL NUMBER OF OBSERVATIONS

USAFETAC FORM JUL 64 0 8 5 OL A [illegible]

# SURFACE WINDS

## PERCENTAGE FREQUENCY OF WIND DIRECTION AND SPEED (FROM HOURLY OBSERVATIONS)

STATION [illegible] STATION NAME [illegible] YEARS [illegible] MONTH [illegible]

CLASS [illegible] HOURS (L.S.T.) [illegible]

CONDITION [illegible]

| SPEED (KNOTS) DIR | 1 - 3 | 4 - 6 | 7 - 10 | 11 - 16 | 17 - 21 | 22 - 27 | 28 - 33 | 34 - 40 | 41 - 47 | 48 - 55 | ≥ 56 | % | MEAN WIND SPEED |
|---|---|---|---|---|---|---|---|---|---|---|---|---|---|
| N | [illegible] | [illegible] | [illegible] | [illegible] | [illegible] | | | | | | | [illegible] | [illegible] |
| NNE | [illegible] | [illegible] | [illegible] | [illegible] | [illegible] | | | | | | | [illegible] | [illegible] |
| NE | [illegible] | [illegible] | [illegible] | [illegible] | | | | | | | | [illegible] | [illegible] |
| ENE | [illegible] | [illegible] | [illegible] | | | | | | | | | [illegible] | [illegible] |
| E | [illegible] | [illegible] | [illegible] | | | | | | | | | [illegible] | [illegible] |
| ESE | [illegible] | [illegible] | [illegible] | | | | | | | | | [illegible] | [illegible] |
| SE | [illegible] | [illegible] | | | | | | | | | | [illegible] | [illegible] |
| SSE | [illegible] | [illegible] | | | | | | | | | | [illegible] | [illegible] |
| S | [illegible] | [illegible] | [illegible] | [illegible] | | [illegible] | | | | | | [illegible] | [illegible] |
| SSW | [illegible] | [illegible] | [illegible] | [illegible] | [illegible] | | | | | | | [illegible] | [illegible] |
| SW | [illegible] | [illegible] | [illegible] | [illegible] | [illegible] | [illegible] | | | | | | [illegible] | [illegible] |
| WSW | [illegible] | [illegible] | [illegible] | [illegible] | | | | | | | | [illegible] | [illegible] |
| W | [illegible] | [illegible] | [illegible] | [illegible] | | | | | | | | [illegible] | [illegible] |
| WNW | [illegible] | [illegible] | | [illegible] | [illegible] | | | | | | | [illegible] | [illegible] |
| NW | [illegible] | [illegible] | [illegible] | | [illegible] | [illegible] | | | | | | [illegible] | [illegible] |
| NNW | [illegible] | [illegible] | [illegible] | [illegible] | [illegible] | [illegible] | | | | | | [illegible] | [illegible] |
| VARBL | [illegible] | [illegible] | | | | | | | | | | [illegible] | [illegible] |
| CALM | — | — | — | — | — | — | — | — | — | — | — | [illegible] | |
| | [illegible] | [illegible] | [illegible] | [illegible] | [illegible] | [illegible] | | | | | | [illegible] | [illegible] |

TOTAL NUMBER OF OBSERVATIONS [illegible]

[illegible] OL A [illegible]

# SURFACE WINDS

## PERCENTAGE FREQUENCY OF WIND DIRECTION AND SPEED (FROM HOURLY OBSERVATIONS)

STATION STATION NAME YEARS MONTH

CLASS HOURS

CONDITION

| SPEED (KNTS) DIR | 1 - 3 | 4 - 6 | 7 - 10 | 11 - 16 | 17 - 21 | 22 - 27 | 28 - 33 | 34 - 40 | 41 - 47 | 48 - 55 | ≥ 56 | MEAN WIND SPEED |
|---|---|---|---|---|---|---|---|---|---|---|---|---|
| N | | | | | | | | | | | | |
| NNE | | | | | | | | | | | | |
| NE | | | | | | | | | | | | |
| ENE | | | | | | | | | | | | |
| E | | | | | | | | | | | | |
| ESE | | | | | | | | | | | | |
| SE | | | | | | | | | | | | |
| SSE | | | | | | | | | | | | |
| S | | | | | | | | | | | | |
| SSW | | | | | | | | | | | | |
| SW | | | | | | | | | | | | |
| WSW | | | | | | | | | | | | |
| W | | | | | | | | | | | | |
| WNW | | | | | | | | | | | | |
| NW | | | | | | | | | | | | |
| NNW | | | | | | | | | | | | |
| VARBL | | | | | | | | | | | | |
| CALM | | | | | | | | | | | | |

TOTAL NUMBER OF OBSERVATIONS

# SURFACE WINDS

## PERCENTAGE FREQUENCY OF WIND DIRECTION AND SPEED (FROM HOURLY OBSERVATIONS)

STATION ... STATION NAME ... YEARS ... MONTH

CLASS ... HOURS

CONDITION

| SPEED (KNTS) DIR | 1 - 3 | 4 - 6 | 7 - 10 | 11 - 16 | 17 - 21 | 22 - 27 | 28 - 33 | 34 - 40 | 41 - 47 | 48 - 55 | ≥56 | % | MEAN WIND SPEED |
|---|---|---|---|---|---|---|---|---|---|---|---|---|---|
| N | | | | | | | | | | | | | |
| NNE | | | | | | | | | | | | | |
| NE | | | | | | | | | | | | | |
| ENE | | | | | | | | | | | | | |
| E | | | | | | | | | | | | | |
| ESE | | | | | | | | | | | | | |
| SE | | | | | | | | | | | | | |
| SSE | | | | | | | | | | | | | |
| S | | | | | | | | | | | | | |
| SSW | | | | | | | | | | | | | |
| SW | | | | | | | | | | | | | |
| WSW | | | | | | | | | | | | | |
| W | | | | | | | | | | | | | |
| WNW | | | | | | | | | | | | | |
| NW | | | | | | | | | | | | | |
| NNW | | | | | | | | | | | | | |
| VARBL | | | | | | | | | | | | | |
| CALM | | | | | | | | | | | | | |

TOTAL NUMBER OF OBSERVATIONS

USAFETAC FORM 0-8-5 (OL A) PREVIOUS EDITIONS OF THIS FORM ARE OBSOLETE

# SURFACE WINDS

## PERCENTAGE FREQUENCY OF WIND DIRECTION AND SPEED (FROM HOURLY OBSERVATIONS)

STATION _____ STATION NAME _____ YEARS _____ MONTH _____

CLASS _____ HOURS (L S T) _____

CONDITION _____

| SPEED (KNTS.) DIR | 1 - 3 | 4 - 6 | 7 - 10 | 11 - 16 | 17 - 21 | 22 - 27 | 28 - 33 | 34 - 40 | 41 - 47 | 48 - 55 | ≥56 | % | MEAN WIND SPEED |
|---|---|---|---|---|---|---|---|---|---|---|---|---|---|
| N | | | | | | | | | | | | | |
| NNE | | | | | | | | | | | | | |
| NE | | | | | | | | | | | | | |
| ENE | | | | | | | | | | | | | |
| E | | | | | | | | | | | | | |
| ESE | | | | | | | | | | | | | |
| SE | | | | | | | | | | | | | |
| SSE | | | | | | | | | | | | | |
| S | | | | | | | | | | | | | |
| SSW | | | | | | | | | | | | | |
| SW | | | | | | | | | | | | | |
| WSW | | | | | | | | | | | | | |
| W | | | | | | | | | | | | | |
| WNW | | | | | | | | | | | | | |
| NW | | | | | | | | | | | | | |
| NNW | | | | | | | | | | | | | |
| VARBL | | | | | | | | | | | | | |
| CALM | | | | | | | | | | | | | |

TOTAL NUMBER OF OBSERVATIONS _____

USAFETAC FORM JUL 64 0-8-5 OL A1 PREVIOUS EDITIONS OF THIS FORM ARE OBSOLETE

# SURFACE WINDS

## PERCENTAGE FREQUENCY OF WIND DIRECTION AND SPEED (FROM HOURLY OBSERVATIONS)

STATION _____ STATION NAME _____ YEARS _____ MONTH _____

ALL WEATHER
CLASS _____ HOURS (L S T) _____

CONDITION _____

| SPEED (KNTS) DIR | 1 - 3 | 4 - 6 | 7 - 10 | 11 - 16 | 17 - 21 | 22 - 27 | 28 - 33 | 34 - 40 | 41 - 47 | 48 - 55 | ≥ 56 | % | MEAN WIND SPEED |
|---|---|---|---|---|---|---|---|---|---|---|---|---|---|
| N | | | | | | | | | | | | | |
| NNE | | | | | | | | | | | | | |
| NE | | | | | | | | | | | | | |
| ENE | | | | | | | | | | | | | |
| E | | | | | | | | | | | | | |
| ESE | | | | | | | | | | | | | |
| SE | | | | | | | | | | | | | |
| SSE | | | | | | | | | | | | | |
| S | | | | | | | | | | | | | |
| SSW | | | | | | | | | | | | | |
| SW | | | | | | | | | | | | | |
| WSW | | | | | | | | | | | | | |
| W | | | | | | | | | | | | | |
| WNW | | | | | | | | | | | | | |
| NW | | | | | | | | | | | | | |
| NNW | | | | | | | | | | | | | |
| VARBL | | | | | | | | | | | | | |
| CALM | | | | | | | | | | | | | |

TOTAL NUMBER OF OBSERVATIONS _____

USAFETAC FORM 0-8-5 (OL A) PREVIOUS EDITIONS OF THIS FORM ARE OBSOLETE

[illegible]

# SURFACE WINDS

## PERCENTAGE FREQUENCY OF WIND DIRECTION AND SPEED (FROM HOURLY OBSERVATIONS)

| STATION | STATION NAME | YEARS | MONTH |
|---|---|---|---|
| [illegible] | [illegible] JAPAN | 77-[illegible] | [illegible] |

CLASS: ALL WEATHER

HOURS (L S T): [illegible]

CONDITION:

| SPEED (KNTS) DIR. | 1 - 3 | 4 - 6 | 7 - 10 | 11 - 16 | 17 - 21 | 22 - 27 | 28 - 33 | 34 - 40 | 41 - 47 | 48 - 55 | ≥56 | % | MEAN WIND SPEED |
|---|---|---|---|---|---|---|---|---|---|---|---|---|---|
| N | [illegible] | [illegible] | [illegible] | [illegible] | [illegible] | | | | | | | [illegible] | [illegible] |
| NNE | 1.[illegible] | 4.[illegible] | [illegible] | [illegible] | | | | | | | | 11.[illegible] | [illegible] |
| NE | [illegible] | [illegible] | [illegible] | [illegible] | | | | | | | | [illegible] | [illegible] |
| ENE | [illegible] | [illegible] | [illegible] | [illegible] | | | | | | | | [illegible] | [illegible] |
| E | [illegible] | [illegible] | [illegible] | | | | | | | | | [illegible] | [illegible] |
| ESE | [illegible] | | | [illegible] | | | | | | | | [illegible] | [illegible] |
| SE | [illegible] | [illegible] | | [illegible] | | | | | | | | [illegible] | [illegible] |
| SSE | [illegible] | [illegible] | [illegible] | [illegible] | | | | | | | | [illegible] | [illegible] |
| S | [illegible] | [illegible] | [illegible] | [illegible] | [illegible] | [illegible] | | | | | | [illegible] | [illegible] |
| SSW | [illegible] | [illegible] | [illegible] | [illegible] | 1.[illegible] | 1.[illegible] | [illegible] | | | | | [illegible] | [illegible] |
| SW | [illegible] | 1.1 | [illegible] | [illegible] | [illegible] | | | | | | | [illegible] | [illegible] |
| WSW | [illegible] | [illegible] | | | | | | | | | | [illegible] | [illegible] |
| W | [illegible] | | | | | | | | | | | [illegible] | 1.7 |
| WNW | [illegible] | [illegible] | | | | | | | | | | [illegible] | [illegible] |
| NW | [illegible] | [illegible] | [illegible] | [illegible] | | | | | | | | 1.[illegible] | [illegible] |
| NNW | [illegible] | [illegible] | 1.[illegible] | 1.1 | .3 | .3 | | | | | | [illegible] | [illegible] |
| VARBL | 1.[illegible] | | | | | | | | | | | [illegible] | [illegible] |
| CALM | [illegible] | [illegible] | [illegible] | | | | | | | | | [illegible] | |
| | 17.1 | 32.[illegible] | 27.4 | 17.6 | 3.1 | 1.6 | .7 | | | | | [illegible] | [illegible] |

TOTAL NUMBER OF OBSERVATIONS [illegible]

USAFETAC FORM JUL 64 0 8 5 OL A PREVIOUS EDITIONS OF THIS FORM ARE OBSOLETE

[illegible]

# SURFACE WINDS

PERCENTAGE FREQUENCY OF WIND
DIRECTION AND SPEED
(FROM HOURLY OBSERVATIONS)

[illegible] STATION | [illegible] STATION NAME | 74-[illegible] YEARS | [illegible] MONTH

ALL WEATHER
CLASS

[illegible] HOURS (L.S.T.)

CONDITION

| SPEED (KNTS) DIR. | 1 - 3 | 4 - 6 | 7 - 10 | 11 - 16 | 17 - 21 | 22 - 27 | 28 - 33 | 34 - 40 | 41 - 47 | 48 - 55 | ≥56 | % | MEAN WIND SPEED |
|---|---|---|---|---|---|---|---|---|---|---|---|---|---|
| N | [illegible] | [illegible] | [illegible] | [illegible] | [illegible] | .1 | | | | | | [illegible] | [illegible] |
| NNE | [illegible] | 4.1 | [illegible] | 3.1 | .3 | [illegible] | | | | | | [illegible] | [illegible] |
| NE | [illegible] | 2.1 | [illegible] | [illegible] | [illegible] | [illegible] | | | | | | [illegible] | [illegible] |
| ENE | [illegible] | 1.3 | [illegible] | .2 | | | | | | | | .1 | [illegible] |
| E | [illegible] | 1.4 | 1.7 | [illegible] | | | | | | | | [illegible] | [illegible] |
| ESE | [illegible] | 1.[illegible] | [illegible] | .1 | | | | | | | | [illegible] | [illegible] |
| SE | [illegible] | [illegible] | [illegible] | [illegible] | .1 | [illegible] | | [illegible] | | | | .1 | [illegible] |
| SSE | [illegible] | .7 | [illegible] | [illegible] | | | | | | | | [illegible] | [illegible] |
| S | [illegible] | 1.[illegible] | [illegible] | 2.4 | .5 | .2 | [illegible] | [illegible] | | | | [illegible] | [illegible] |
| SSW | [illegible] | 1.1 | 2.1 | 1.5 | .5 | [illegible] | [illegible] | | | | | [illegible] | [illegible] |
| SW | [illegible] | [illegible] | [illegible] | [illegible] | .3 | .1 | [illegible] | [illegible] | | | | [illegible] | [illegible] |
| WSW | [illegible] | .4 | [illegible] | .2 | [illegible] | [illegible] | | | | | | [illegible] | [illegible] |
| W | [illegible] | [illegible] | [illegible] | .1 | | | | | | | | [illegible] | [illegible] |
| WNW | [illegible] | [illegible] | .1 | .1 | .1 | [illegible] | | | | | | [illegible] | [illegible] |
| NW | [illegible] | [illegible] | [illegible] | .1 | .1 | [illegible] | | | | | | [illegible] | [illegible] |
| NNW | 1.1 | [illegible] | [illegible] | 1.2 | [illegible] | [illegible] | | | | | | [illegible] | 7.4 |
| VARBL | [illegible] | [illegible] | [illegible] | | | | | | | | | [illegible] | 2.4 |
| CALM | | | | | | | | | | | | [illegible] | |
| | [illegible] | [illegible] | [illegible] | 16.5 | 2.8 | [illegible] | .1 | .1 | | | | [illegible] | 7.3 |

TOTAL NUMBER OF OBSERVATIONS [illegible]

[illegible] OL A [illegible] THIS FORM ARE OBSOLETE

...GLOBAL CLIMATOLOGY BRANCH
...USAFETAC
...AIR WEATHER SERVICE/MAC

# SURFACE WINDS

## PERCENTAGE FREQUENCY OF WIND DIRECTION AND SPEED (FROM HOURLY OBSERVATIONS)

...720 ...TSU...T NAS, JAPA — 74-83 — ...A
STATION — STATION NAME — YEARS — MONTH

ALL WEATHER — 1...-03...
CLASS — HOURS (L S T)

CONDITION

| SPEED (KNTS) DIR. | 1 - 3 | 4 - 6 | 7 - 10 | 11 - 16 | 17 - 21 | 22 - 27 | 28 - 33 | 34 - 40 | 41 - 47 | 48 - 55 | ≥ 56 | % | MEAN WIND SPEED |
|---|---|---|---|---|---|---|---|---|---|---|---|---|---|
| N | 4.[illegible] | 9.[illegible] | 11.[illegible] | [illegible] | .[illegible] | | | | | | | [illegible] | 7.[illegible] |
| NNE | 1.[illegible] | 6.1 | [illegible] | [illegible] | | | | | | | | [illegible] | 7.[illegible] |
| NE | .[illegible] | 2.[illegible] | 3.[illegible] | 1.1 | .1 | | | | | | | .[illegible] | 7.7 |
| ENE | 1.1 | 1.[illegible] | 1.[illegible] | | | | | | | | | .[illegible] | [illegible] |
| E | 1.1 | 1.[illegible] | 1.[illegible] | | | | | | | | | .[illegible] | [illegible].3 |
| ESE | .[illegible] | 1.1 | | | | | | | | | | .[illegible] | [illegible] |
| SE | .[illegible] | 1.1 | .1 | | | | | | | | | .[illegible] | 4.[illegible] |
| SSE | .[illegible] | .[illegible] | .[illegible] | | | | | | | | | 1.[illegible] | 4.[illegible] |
| S | .[illegible] | 1.[illegible] | 1.[illegible] | .[illegible] | .1 | | | | | | | .[illegible] | 7.[illegible] |
| SSW | .[illegible] | 1.[illegible] | 1.4 | 1.1 | .[illegible] | | | | | | | .[illegible] | [illegible].[illegible] |
| SW | .[illegible] | 1.[illegible] | .[illegible] | .[illegible] | | .1 | | .[illegible] | | | | .[illegible] | 11.[illegible] |
| WSW | .[illegible] | .[illegible] | .[illegible] | .[illegible] | | | | | | | | 1.[illegible] | [illegible].6 |
| W | 1.[illegible] | .[illegible] | .1 | | | | | | | | | 1.[illegible] | [illegible].[illegible] |
| WNW | .[illegible] | .[illegible] | .[illegible] | | | | | | | | | .[illegible] | [illegible].7 |
| NW | .1 | .[illegible] | .[illegible] | .1 | | | | | | | | .[illegible] | [illegible].[illegible] |
| NNW | 1.[illegible] | [illegible].2 | 1.[illegible] | .[illegible] | .1 | | | | | | | .[illegible] | [illegible].[illegible] |
| VARBL | .[illegible] | .1 | | | | | | | | | | .[illegible] | 2.[illegible] |
| CALM | | | | | | | | | | | | [illegible] | |
| | 17.[illegible] | 33.1 | 27.[illegible] | 13.[illegible] | 1.2 | .1 | | .[illegible] | | | | [illegible] | [illegible].[illegible] |

TOTAL NUMBER OF OBSERVATIONS ...[illegible]7

USAFETAC FORM 0-8-5 (OL A) ...PREVIOUS EDITIONS OF THIS FORM ARE OBSOLETE

[illegible]

# SURFACE WINDS

## PERCENTAGE FREQUENCY OF WIND DIRECTION AND SPEED (FROM HOURLY OBSERVATIONS)

[illegible] ATSUGI NAS JAPAN 74-83 [illegible]

STATION | STATION NAME | YEARS | MONTH

ALL WEATHER [illegible]

CLASS | HOURS (L S T)

CONDITION

| SPEED (KNTS) DIR | 1 - 3 | 4 - 6 | 7 - 10 | 11 - 16 | 17 - 21 | 22 - 27 | 28 - 33 | 34 - 40 | 41 - 47 | 48 - 55 | ≥56 | % | MEAN WIND SPEED |
|---|---|---|---|---|---|---|---|---|---|---|---|---|---|
| N | [illegible] | [illegible] | [illegible] | [illegible] | .6 | | | | | | | [illegible] | [illegible] |
| NNE | [illegible] | 2.4 | [illegible] | [illegible] | .1 | | | | | | | [illegible] | [illegible] |
| NE | [illegible] | [illegible] | [illegible] | [illegible] | .1 | | | | | | | [illegible] | [illegible] |
| ENE | [illegible] | [illegible] | [illegible] | [illegible] | | | | | | | | [illegible] | 6.7 |
| E | [illegible] | [illegible] | [illegible] | .6 | | | | | | | | [illegible] | [illegible] |
| ESE | [illegible] | [illegible] | [illegible] | | | | | | | | | [illegible] | [illegible] |
| SE | [illegible] | [illegible] | [illegible] | .1 | | | | | | | | [illegible] | 4.7 |
| SSE | [illegible] | .8 | [illegible] | .1 | | | | | | | | [illegible] | [illegible] |
| S | [illegible] | [illegible] | [illegible] | 1.4 | .4 | | | | | | | [illegible] | 7.2 |
| SSW | 1.4 | 3.3 | [illegible] | [illegible] | .4 | | | | | | | [illegible] | 7.3 |
| SW | [illegible] | 2.6 | 1.4 | [illegible] | .1 | .1 | | | | | | [illegible] | 7.5 |
| WSW | [illegible] | [illegible] | 1.2 | .6 | | | | | | | | [illegible] | [illegible] |
| W | .1 | [illegible] | [illegible] | .1 | | | | | | | | 1.1 | [illegible] |
| WNW | .1 | .2 | [illegible] | .1 | | | | | | | | [illegible] | [illegible] |
| NW | .4 | [illegible] | [illegible] | | .1 | | | | | | | [illegible] | [illegible] |
| NNW | [illegible] | .9 | [illegible] | 1.2 | .1 | | | | | | | [illegible] | [illegible] |
| VARBL | 1.7 | .1 | | | | | | | | | | [illegible] | 2.1 |
| CALM | | | | | | | | | | | | [illegible] | |
| | [illegible] | 31.6 | [illegible] | [illegible] | 2.0 | .1 | | | | | | [illegible] | [illegible] |

TOTAL NUMBER OF OBSERVATIONS [illegible]

USAFETAC FORM JUL 64 0 8-5 (OL A) PREVIOUS EDITIONS OF THIS FORM ARE OBSOLETE

[illegible] CLIMATOLOGY BRANCH
USAFETAC
[illegible] WEATHER SERVICE/MAC

# SURFACE WINDS

## PERCENTAGE FREQUENCY OF WIND DIRECTION AND SPEED (FROM HOURLY OBSERVATIONS)

[illegible] — STATION
ATSUGI NAS JAPAN — STATION NAME
74-[illegible] — YEARS
[illegible] — MONTH

ALL WEATHER — CLASS
1[illegible]-17[illegible] — HOURS (L S T)

CONDITION

| SPEED (KNTS) DIR. | 1 - 3 | 4 - 6 | 7 - 10 | 11 - 16 | 17 - 21 | 22 - 27 | 28 - 33 | 34 - 40 | 41 - 47 | 48 - 55 | ≥56 | % | MEAN WIND SPEED |
|---|---|---|---|---|---|---|---|---|---|---|---|---|---|
| N | [illegible] | 2.1 | [illegible] | [illegible] | 1.2 | .1 | | | | | | [illegible] | [illegible] |
| NNE | [illegible] | [illegible] | 2.1 | [illegible] | .4 | .1 | | | | | | [illegible] | 9.9 |
| NE | [illegible] | 1.7 | 1.[illegible] | 1.[illegible] | | | | | | | | [illegible] | 7.9 |
| ENE | [illegible] | 1.2 | [illegible] | .2 | | | | | | | | [illegible] | [illegible] |
| E | [illegible] | 1.[illegible] | 3.4 | [illegible] | | | | | | | | [illegible] | 7.[illegible] |
| ESE | [illegible] | 1.[illegible] | 2.4 | [illegible] | | | | | | | | [illegible] | 6.7 |
| SE | [illegible] | 1.7 | 2.[illegible] | .1 | | | | | | | | [illegible] | 6.4 |
| SSE | [illegible] | 1.7 | 1.[illegible] | [illegible] | | | | | | | | [illegible] | 7.4 |
| S | [illegible] | 3.4 | [illegible] | 9.1 | 1.2 | .3 | | | | | | [illegible] | [illegible] |
| SSW | [illegible] | 1.[illegible] | 5.7 | 3.9 | .8 | .1 | | | | | | [illegible] | 10.1 |
| SW | [illegible] | [illegible] | 1.7 | 1.1 | .8 | .3 | | | | | | [illegible] | 11.[illegible] |
| WSW | [illegible] | .6 | 1.[illegible] | [illegible] | | | | | | | | [illegible] | [illegible] |
| W | [illegible] | .1 | [illegible] | .1 | | | | | | | | [illegible] | 7.1 |
| WNW | .1 | [illegible] | | [illegible] | | | | | | | | [illegible] | [illegible] |
| NW | .1 | | | [illegible] | .2 | .1 | | | | | | [illegible] | 15.4 |
| NNW | .1 | .2 | [illegible] | 1.5 | .4 | | | | | | | [illegible] | 12.3 |
| VARBL | 1.1 | .7 | | | | | | | | | | [illegible] | 2.9 |
| CALM | | | | | | | | | | | | [illegible] | |
| | 7.3 | 21.6 | 37.[illegible] | 26.7 | 5.2 | 1.1 | | | | | | [illegible] | [illegible] |

TOTAL NUMBER OF OBSERVATIONS 689

USAFETAC FORM JUL 64 0 8 5 (OL A) PREVIOUS EDITIONS OF THIS FORM ARE OBSOLETE

[illegible] CLIMATOLOGY BRANCH
USAFETAC
[illegible] WEATHER SERVICE/[illegible]

# SURFACE WINDS

## PERCENTAGE FREQUENCY OF WIND DIRECTION AND SPEED (FROM HOURLY OBSERVATIONS)

| STATION | STATION NAME | YEARS | MONTH |
|---|---|---|---|
| [illegible] | ATSUGI NAS JAPAN | 74-[illegible] | [illegible] |

CLASS: ALL WEATHER

HOURS (L.S.T.): 1[illegible]-14[illegible]

CONDITION:

| SPEED (KNTS) DIR | 1 - 3 | 4 - 6 | 7 - 10 | 11 - 16 | 17 - 21 | 22 - 27 | 28 - 33 | 34 - 40 | 41 - 47 | 48 - 55 | ≥56 | % | MEAN WIND SPEED |
|---|---|---|---|---|---|---|---|---|---|---|---|---|---|
| N | [illegible] | 2.9 | 5.[illegible] | 4.5 | 1.1 | .3 | | | | | | [illegible] | [illegible] |
| NNE | .4 | 3.4 | 4.[illegible] | 4.1 | .8 | .1 | | | | | | [illegible] | [illegible] |
| NE | .6 | 2.3 | 1.[illegible] | 1.1 | | .1 | | | | | | [illegible] | 7.7 |
| ENE | .[illegible] | 1.9 | 1.4 | .6 | | | | | | | | [illegible] | [illegible] |
| E | .[illegible] | 2.[illegible] | 1.[illegible] | .2 | | | | | | | | [illegible] | [illegible] |
| ESE | .[illegible] | 1.2 | 2.[illegible] | .[illegible] | | | | | | | | [illegible] | [illegible] |
| SE | .7 | 1.9 | 1.[illegible] | .1 | | | | | | | | [illegible] | [illegible] |
| SSE | .7 | 1.4 | 2.1 | .4 | | | | | | | | [illegible] | [illegible] |
| S | 1.[illegible] | 3.7 | 6.4 | [illegible].1 | 1.[illegible] | .3 | | | | | | [illegible] | 9.4 |
| SSW | .[illegible] | .[illegible] | 2.[illegible] | [illegible].3 | 1.5 | .6 | .1 | | | | | [illegible] | 12.[illegible] |
| SW | .[illegible] | .[illegible] | 1.[illegible] | .6 | .3 | .1 | | .1 | | | | [illegible] | [illegible] |
| WSW | .1 | .1 | .[illegible] | | | .1 | | | | | | 1.2 | [illegible] |
| W | .[illegible] | .4 | | | | | | | | | | [illegible] | [illegible] |
| WNW | .[illegible] | .1 | | .1 | .4 | | | | | | | [illegible] | 12.3 |
| NW | .[illegible] | .1 | | .1 | .1 | | | | | | | [illegible] | [illegible] |
| NNW | .[illegible] | .1 | .[illegible] | 1.[illegible] | .6 | .1 | | | | | | [illegible] | 12.5 |
| VARBL | 4.4 | 1.3 | .[illegible] | | | | | | | | | [illegible] | [illegible] |
| CALM | | | | | | | | | | | | [illegible] | |
| | 1[illegible] | 24.1 | 33.3 | 21.4 | 5.9 | 1.3 | .1 | .1 | | | | [illegible] | [illegible] |

TOTAL NUMBER OF OBSERVATIONS [illegible]

USAFETAC FORM JUL 64 0 8 5 (OL A) PREVIOUS EDITIONS OF THIS FORM ARE OBSOLETE

[illegible] CLIMATOLOGY BRANCH
[illegible]
[illegible] WEATHER SERVICE/MAC

# SURFACE WINDS

## PERCENTAGE FREQUENCY OF WIND DIRECTION AND SPEED (FROM HOURLY OBSERVATIONS)

| STATION | STATION NAME | YEARS | MONTH |
|---|---|---|---|
| [illegible] | ATSUGI NAS JAPAN | 74-[illegible] | [illegible] |

CLASS: ALL WEATHER

HOURS (L S T): [illegible]-11[illegible]

CONDITION:

| SPEED (KNTS) DIR. | 1 - 3 | 4 - 6 | 7 - 10 | 11 - 16 | 17 - 21 | 22 - 27 | 28 - 33 | 34 - 40 | 41 - 47 | 48 - 55 | ≥56 | % | MEAN WIND SPEED |
|---|---|---|---|---|---|---|---|---|---|---|---|---|---|
| N | 1.2 | 4.1 | 14.7 | 9.0 | 1.7 | | | | | | | [illegible] | 7.7 |
| NNE | 1.6 | 4.7 | 5.[illegible] | 5.4 | .6 | | | | | | | 1[illegible] | [illegible] |
| NE | 1.7 | 4.7 | 7.9 | 1.[illegible] | | | | | | | | 11.1 | 6.6 |
| ENE | 1.3 | 2.[illegible] | .[illegible] | .[illegible] | | | | | | | | [illegible] | 5.[illegible] |
| E | 1.[illegible] | 1.5 | .4 | .1 | | | | | | | | 3.[illegible] | 4.4 |
| ESE | .4 | .6 | .1 | | | | | | | | | 1.1 | 3.7 |
| SE | 1.1 | 1.1 | .2 | | | | | | | | | 2.[illegible] | 3.[illegible] |
| SSE | .7 | .7 | .4 | .2 | | | | | | | | [illegible] | 5.2 |
| S | 1.[illegible] | 1.2 | .[illegible] | 1.0 | .6 | .3 | | | | | | 4.[illegible] | 9.[illegible] |
| SSW | .4 | .1 | 1.[illegible] | .8 | .1 | .3 | | | | | | [illegible] | 10.[illegible] |
| SW | .[illegible] | | .[illegible] | .7 | .4 | .1 | .2 | | | | | [illegible] | 14.7 |
| WSW | | .[illegible] | .2 | | .1 | .1 | | | | | | .7 | 11.2 |
| W | .7 | .1 | .1 | .3 | | | | | | | | [illegible].2 | [illegible] |
| WNW | .1 | .1 | | .1 | .1 | | | | | | | .4 | 10.3 |
| NW | | .1 | | | | | | | | | | .1 | 6.[illegible] |
| NNW | .[illegible] | .9 | 1.2 | .9 | .3 | .1 | | | | | | [illegible] | [illegible].6 |
| VARBL | 4.5 | 1.[illegible] | | | | | | | | | | [illegible].5 | 2.4 |
| CALM | | | | | | | | | | | | .2 | |
| | 16.[illegible] | 24.[illegible] | 31.7 | 19.7 | 3.9 | 1.0 | .2 | | | | | 100.[illegible] | 7.8 |

TOTAL NUMBER OF OBSERVATIONS 8[illegible]

USAFETAC FORM JUL 64 0-8-5 (OL A) PREVIOUS EDITIONS OF THIS FORM ARE OBSOLETE

[illegible] CLIMATOLOGY BRANCH
[illegible] USAFETAC
[illegible] WEATHER SERVICE/MAC

# SURFACE WINDS

## PERCENTAGE FREQUENCY OF WIND DIRECTION AND SPEED (FROM HOURLY OBSERVATIONS)

[illegible] STATION | [illegible] ATSUGI NAF JAPAN STATION NAME | 74-77 YEARS | [illegible] MONTH

ALL WEATHER CLASS | [illegible] HOURS (L S T)

CONDITION

| SPEED (KNTS) DIR | 1 - 3 | 4 - 6 | 7 - 10 | 11 - 16 | 17 - 21 | 22 - 27 | 28 - 33 | 34 - 40 | 41 - 47 | 48 - 55 | ≥56 | % | MEAN WIND SPEED |
|---|---|---|---|---|---|---|---|---|---|---|---|---|---|
| N | [illegible] | 17.7 | [illegible] | .3 | .4 | | | | | | | [illegible] | 7.[illegible] |
| NNE | [illegible] | [illegible] | [illegible] | 1.7 | | | | | | | | 1.4 | 6.[illegible] |
| NE | 1.7 | [illegible] | 1.[illegible] | .3 | | | | | | | | [illegible] | [illegible] |
| ENE | [illegible] | [illegible] | [illegible] | | | | | | | | | 1.[illegible] | [illegible] |
| E | [illegible] | [illegible] | [illegible] | | | | | | | | | 1.[illegible] | [illegible] |
| ESE | | [illegible] | | | | | | | | | | [illegible] | [illegible] |
| SE | [illegible] | | | | | .1 | | .1 | | | | [illegible] | [illegible] |
| SSE | | [illegible] | | | | | | | | | | [illegible] | 4.[illegible] |
| S | [illegible] | [illegible] | | .4 | [illegible] | .4 | | .1 | | | | 1.[illegible] | 10.[illegible] |
| SSW | [illegible] | [illegible] | [illegible] | [illegible] | .3 | .1 | | | | | | 1.[illegible] | 12.[illegible] |
| SW | [illegible] | [illegible] | [illegible] | .1 | | .1 | | | | | | 1.[illegible] | [illegible] |
| WSW | [illegible] | [illegible] | [illegible] | | | .1 | | | | | | [illegible] | 7.[illegible] |
| W | [illegible] | [illegible] | [illegible] | | | | | | | | | [illegible] | [illegible] |
| WNW | [illegible] | [illegible] | | .1 | | .1 | | | | | | [illegible] | [illegible] |
| NW | [illegible] | 1.7 | .1 | | .1 | | | | | | | [illegible] | [illegible] |
| NNW | [illegible] | 4.1 | [illegible] | 1.4 | | | | | | | | [illegible] | [illegible] |
| VARBL | [illegible] | | | | | | | | | | | [illegible] | 1.[illegible] |
| CALM | | | | | | | | | | | | .4 | |
| | 17.4 | 32.4 | 29.7 | 10.9 | 1.[illegible] | 1.[illegible] | | .[illegible] | | | | 1.[illegible] | [illegible] |

TOTAL NUMBER OF OBSERVATIONS [illegible]

...L CLIMATOLOGY BRANCH
...FETAC
...R WEATHER SERVICE/MAC

# SURFACE WINDS

## PERCENTAGE FREQUENCY OF WIND DIRECTION AND SPEED (FROM HOURLY OBSERVATIONS)

...787... ...TSUGI NAS JAPAN 74-83 MAY
STATION STATION NAME YEARS MONTH

ALL WEATHER
CLASS

HOURS (L.S.T.)

CONDITION

| SPEED (KNTS) DIR. | 1 - 3 | 4 - 6 | 7 - 10 | 11 - 16 | 17 - 21 | 22 - 27 | 28 - 33 | 34 - 40 | 41 - 47 | 48 - 55 | ≥56 | % | MEAN WIND SPEED |
|---|---|---|---|---|---|---|---|---|---|---|---|---|---|
| N | 4.[illegible] | [illegible] | 14.[illegible] | 7.4 | .5 | | | | | | | [illegible] | 7.[illegible] |
| NNE | [illegible] | [illegible] | [illegible] | 1.8 | | | | | | | | 1.1 | [illegible] |
| NE | 1.1 | 1.[illegible] | 1.[illegible] | .1 | | | | | | | | [illegible] | 5.7 |
| ENE | .[illegible] | .[illegible] | .1 | | | | | | | | | 1.[illegible] | 4.1 |
| E | .[illegible] | .[illegible] | | | | | | | | | | .[illegible] | [illegible] |
| ESE | .1 | .1 | | | | | | | | | | .[illegible] | 4.[illegible] |
| SE | | | | | .1 | .2 | | | | | | .4 | 21.3 |
| SSE | .[illegible] | .1 | | | | | | | | | | .4 | 2.7 |
| S | .1 | .[illegible] | .[illegible] | .1 | .2 | | .[illegible] | | | | | 1.7 | 11.7 |
| SSW | .1 | .[illegible] | .[illegible] | .[illegible] | .1 | .2 | | | | | | 1.[illegible] | 11.[illegible] |
| SW | | .1 | .1 | | | | | | | | | .[illegible] | 7.[illegible] |
| WSW | .[illegible] | .4 | .[illegible] | | .1 | | | | | | | 1.4 | 5.5 |
| W | .1 | .1 | | .1 | | | | | | | | .[illegible] | 6.[illegible] |
| WNW | .[illegible] | .[illegible] | | | | | | | | | | 1.[illegible] | [illegible] |
| NW | 1.[illegible] | 1.[illegible] | .[illegible] | .1 | | | | | | | | .[illegible] | 4.5 |
| NNW | .[illegible] | [illegible].1 | [illegible].7 | 1.5 | | | | | | | | 1.1 | [illegible].1 |
| VARBL | 1.[illegible] | | | | | | | | | | | 1.[illegible] | 1.4 |
| CALM | [illegible] | | | | | | | | | | | .4 | |
| | 1[illegible].[illegible] | 35.9 | 20.[illegible] | 12.0 | 1.1 | .5 | .2 | | | | | 1[illegible].[illegible] | [illegible].[illegible] |

TOTAL NUMBER OF OBSERVATIONS [illegible]

USAFETAC FORM 0-8-5 (OL A) JUL 64 PREVIOUS EDITIONS OF THIS FORM ARE OBSOLETE

# SURFACE WIND

## PERCENTAGE FREQUENCY OF WIND DIRECTION AND SPEED (FROM HOURLY OBSERVATIONS)

STATION _____ STATION NAME ATSUGI NAS JAPAN YEARS 77-[illegible] MONTH [illegible]

CLASS ALL WEATHER HOURS (L & [illegible])

CONDITION

| SPEED (KNTS) DIR. | 1 - 3 | 4 - 6 | 7 - 10 | 11 - 16 | 17 - 21 | 22 - 27 | 28 - 33 | 34 - 40 | 41 - 47 | 48 - 55 | ≥56 | % | MEAN WIND SPEED |
|---|---|---|---|---|---|---|---|---|---|---|---|---|---|
| N | [illegible] | 17.[illegible] | 1[illegible] | [illegible] | [illegible] | | | | | | | [illegible] | [illegible] |
| NNE | 1.[illegible] | [illegible].1 | [illegible].5 | 1.3 | | | | | | | | 14.[illegible] | [illegible] |
| NE | 1.1 | 2.1 | 2.5 | .6 | | | | | | | | [illegible] | [illegible] |
| ENE | 1.1 | .[illegible] | | | | | | | | | | [illegible] | [illegible] |
| E | .[illegible] | .[illegible] | | | | | | | | | | 1.[illegible] | [illegible] |
| ESE | .[illegible] | .[illegible] | .[illegible] | | | | | | | | | [illegible] | [illegible] |
| SE | .[illegible] | | | | .[illegible] | | | | | | | [illegible] | 1.[illegible] |
| SSE | | | | | | | | | | | | | |
| S | 1.[illegible] | .[illegible] | .[illegible] | .[illegible] | | | | | | | | [illegible] | [illegible] |
| SSW | .[illegible] | .[illegible] | .[illegible] | .[illegible] | .[illegible] | | | | | | | [illegible] | 11.[illegible] |
| SW | .[illegible] | .[illegible] | 1.1 | .[illegible] | .3 | .2 | | | | | | [illegible] | 1[illegible].[illegible] |
| WSW | .[illegible] | | | | | | | | | | | [illegible] | 1[illegible] |
| W | .[illegible] | .[illegible] | | .[illegible] | | | | | | | | 1.[illegible] | 4.[illegible] |
| WNW | .[illegible] | .[illegible] | .[illegible] | | | | | | | | | [illegible] | [illegible] |
| NW | .[illegible] | 1.1 | .[illegible] | .[illegible] | | | | | | | | [illegible] | 4.[illegible] |
| NNW | 2.4 | 4.[illegible] | [illegible].[illegible] | 1.[illegible] | | | | | | | | 11.[illegible] | [illegible] |
| VARBL | [illegible].[illegible] | .[illegible] | | | | | | | | | | [illegible] | [illegible] |
| CALM | [illegible] | [illegible] | [illegible] | [illegible] | [illegible] | [illegible] | [illegible] | [illegible] | [illegible] | [illegible] | [illegible] | [illegible] | [illegible] |
| | 17.[illegible] | 35.4 | 2[illegible].[illegible] | [illegible].[illegible] | 1.6 | .2 | | | | | | 1[illegible].[illegible] | [illegible] |

TOTAL NUMBER OF OBSERVATIONS [illegible]

USAFETAC FORM 0-8-5 (OL A) PREVIOUS EDITIONS OF THIS FORM ARE OBSOLETE

[illegible]AL CLIMATOLOGY BRANCH
[illegible]FETAC
[illegible] WEATHER SERVICE/MAC

# SURFACE WIND

## PERCENTAGE FREQUENCY OF WIND DIRECTION AND SPEED (FROM HOURLY OBSERVATIONS)

[illegible] STATION | [illegible] JAPAN STATION NAME | 74- 3 YEARS | [illegible] MONTH

ALL WEATHER CLASS | [illegible] HOURS (L S

CONDITION

| SPEED (KNTS) DIR. | 1 - 3 | 4 - 6 | 7 - 10 | 11 - 16 | 17 - 21 | 22 - 27 | 28 - 33 | 34 - 40 | 41 - 47 | 48 - 55 | ≥56 | % | M W SI |
|---|---|---|---|---|---|---|---|---|---|---|---|---|---|
| N | [illegible] | [illegible] | 11.7 | 5.4 | .6 | .5 | | | | | | [illegible].4 | |
| NNE | 1.[illegible] | 4.[illegible] | [illegible].5 | 3.5 | .2 | [illegible] | | | | | | 15.[illegible] | |
| NE | [illegible] | [illegible] | 1.[illegible] | .7 | .[illegible] | | | | | | | .3 | |
| ENE | [illegible] | .[illegible] | [illegible] | [illegible] | | | | | | | | [illegible] | |
| E | [illegible] | 1.[illegible] | [illegible] | [illegible] | | | | | | | | [illegible] | |
| ESE | .4 | .7 | [illegible] | | | | | | | | | [illegible] | |
| SE | .4 | .5 | .2 | [illegible] | | | | | | | | [illegible] | |
| SSE | [illegible] | .[illegible] | [illegible] | .1 | | [illegible] | | | | | | [illegible] | |
| S | 1.1 | 1.[illegible] | 2.6 | 1.2 | .1 | .1 | | | | | | [illegible] | |
| SSW | [illegible] | 1.[illegible] | 1.3 | 1.2 | .4 | .1 | .1 | | | | | 4.5 | |
| SW | .4 | .7 | [illegible] | 1.1 | .3 | [illegible] | .0 | | | | | [illegible].4 | |
| WSW | [illegible] | .4 | .4 | .5 | .1 | | [illegible] | | | | | [illegible] | |
| W | [illegible] | .4 | [illegible] | [illegible] | | | | | | | | [illegible] | |
| WNW | [illegible] | .4 | .1 | .1 | .0 | | | | | | | [illegible] | |
| NW | [illegible] | 1.1 | .4 | .2 | [illegible] | | | | | | | [illegible] | |
| NNW | 1.[illegible] | 2.[illegible] | 2.[illegible] | .7 | .3 | [illegible] | | | | | | [illegible] | |
| VARBL | [illegible] | .7 | | | | | | | | | | .4 | |
| CALM | | | | | | | | | | | | [illegible] | |
| | 17.[illegible] | 29.[illegible] | 29.1 | 1[illegible].3 | 7.1 | .3 | .1 | | | | | [illegible] | |

TOTAL NUMBER OF OBSERVATIONS [illegible]

USAFETAC FORM JUL 64 0 8 5 (OL A) PREVIOUS EDITIONS OF THIS FORM ARE OBSOLETE

LOCAL CLIMATOLOGY BRANCH
USAFETAC
[illegible] WEATHER SERVICE/MAC

# SURFACE WIND

## PERCENTAGE FREQUENCY OF WIND DIRECTION AND SPEED (FROM HOURLY OBSERVATIONS)

[illegible] ATSUGI NAS, JAPAN 74-[illegible]
STATION — STATION NAME — YEARS — MONTH

ALL WEATHER
CLASS — HOURS (L

CONDITION

| SPEED (KNTS) DIR. | 1 - 3 | 4 - 6 | 7 - 10 | 11 - 16 | 17 - 21 | 22 - 27 | 28 - 33 | 34 - 40 | 41 - 47 | 48 - 55 | ≥56 | % | M W Si |
|---|---|---|---|---|---|---|---|---|---|---|---|---|---|
| N | .3 | .2 | 7.1 | 5.3 | 1.[illegible] | .1 | | | | | | 11.[illegible] | 1 |
| NNE | .4 | 1.4 | 1.5 | 2.3 | .[illegible] | | | | | | | .[illegible] | |
| NE | .[illegible] | 1.1 | 2.[illegible] | .7 | | | | | | | | .[illegible] | |
| ENE | .[illegible] | .[illegible] | 1.[illegible] | 1.3 | | | | | | | | .[illegible] | |
| E | .3 | 1.4 | 2.7 | .7 | | | | | | | | .[illegible] | |
| ESE | .1 | .[illegible] | 1.4 | .[illegible] | | | | | | | | .[illegible] | |
| SE | .[illegible] | 1.[illegible] | .[illegible] | .[illegible] | | | | | | | | .[illegible] | |
| SSE | .[illegible] | 1.[illegible] | 2.3 | .3 | .7 | | | | | | | .6 | |
| S | .[illegible] | 3.4 | 3.3 | 11.3 | 4.5 | 2.4 | | | | | | 1.[illegible] | 1 |
| SSW | .[illegible] | 1.4 | 3.[illegible] | 4.9 | 2.1 | 2.3 | .[illegible] | | | | | 1.[illegible] | 1 |
| SW | | .[illegible] | .[illegible] | 1.3 | 1.[illegible] | .[illegible] | .1 | | | | | .[illegible] | 1 |
| WSW | .[illegible] | .3 | .3 | | | | | | | | | .[illegible] | |
| W | .1 | .1 | .1 | .1 | | | | | | | | .[illegible] | |
| WNW | .1 | | | .1 | | | | | | | | .[illegible] | |
| NW | | .[illegible] | | .1 | | | | | | | | .[illegible] | |
| NNW | .[illegible] | .[illegible] | .3 | .[illegible] | | | | | | | | 1.[illegible] | |
| VARBL | 2.[illegible] | 1.[illegible] | | | | | | | | | | .[illegible] | |
| CALM | | | | | | | | | | | | 1.[illegible] | |
| | 7.2 | 10.[illegible] | 23.4 | 30.1 | 9.[illegible] | 5.5 | .9 | | | | | 1.[illegible] | 1 |

TOTAL NUMBER OF OBSERVATIONS

[illegible]AL CLIMATOLOGY BRANCH
[illegible]FETAC
[illegible] WEATHER SERVICE/MAC

# SURFACE WIND

## PERCENTAGE FREQUENCY OF WIND DIRECTION AND SPEED (FROM HOURLY OBSERVATIONS)

[illegible] STATION | ATSUGI NAS JAPAN STATION NAME | 74-[illegible] YEARS | [illegible] MONTH

ALL WEATHER CLASS | [illegible]-1 HOURS (L S

CONDITION

| SPEED (KNTS) DIR. | 1 - 3 | 4 - 6 | 7 - 10 | 11 - 16 | 17 - 21 | 22 - 27 | 28 - 33 | 34 - 40 | 41 - 47 | 48 - 55 | ≥56 | % | ME WI SPE |
|---|---|---|---|---|---|---|---|---|---|---|---|---|---|
| N | [illegible] | 1.[illegible] | [illegible] | [illegible].5 | [illegible] | .1 | | | | | | [illegible] | 1 |
| NNE | .[illegible] | .[illegible] | [illegible] | [illegible].4 | .2 | | | | | | | [illegible].1 | |
| NE | | 1.1 | 1.1 | .[illegible] | | | | | | | | [illegible] | |
| ENE | .1 | .3 | 1.[illegible] | 1.[illegible] | | | | | | | | [illegible] | |
| E | .[illegible] | 1.[illegible] | [illegible] | 1.[illegible] | .1 | | | | | | | [illegible] | |
| ESE | .1 | 1.3 | 2.1 | .[illegible] | | | | | | | | [illegible].7 | |
| SE | .1 | .[illegible] | .[illegible] | .1 | | | | | | | | [illegible] | |
| SSE | .[illegible] | .[illegible] | 1.[illegible] | .6 | .2 | .2 | | | | | | [illegible] | |
| S | .7 | 1.7 | 8.[illegible] | 15.7 | [illegible].1 | 1.3 | .1 | | | | | [illegible] | 1 |
| SSW | .1 | 1.[illegible] | 4.[illegible] | 7.[illegible] | 2.7 | 1.1 | .[illegible] | | | | | [illegible] | 1 |
| SW | .[illegible] | .[illegible] | .[illegible] | 1.6 | .[illegible] | .[illegible] | .1 | | | | | [illegible].4 | 1 |
| WSW | .1 | .[illegible] | .[illegible] | .[illegible] | .1 | | | | | | | [illegible].1 | |
| W | | .[illegible] | | .[illegible] | .1 | | | | | | | .[illegible] | 1 |
| WNW | .1 | | | .[illegible] | .1 | | | | | | | .[illegible] | 1 |
| NW | | | | .[illegible] | | | | | | | | .[illegible] | 1 |
| NNW | .1 | | .1 | .[illegible] | | | | | | | | [illegible].1 | 1 |
| VARBL | .[illegible] | .1 | | | | | | | | | | .[illegible] | |
| CALM | | | | | | | | | | | | .[illegible] | |
| | [illegible] | 1.[illegible] | [illegible] | [illegible].6 | [illegible].1 | 3.[illegible] | .[illegible] | | | | | [illegible] | 1 |

TOTAL NUMBER OF OBSERVATIONS

USAFETAC FORM JUL 64 0 8 5 (OL A) PREVIOUS EDITIONS OF THIS FORM ARE OBSOLETE

[illegible] CLIMATOLOGY BRANCH
[illegible]
[illegible] WEATHER SERVICE/MAC

# SURFACE WIND

## PERCENTAGE FREQUENCY OF WIND DIRECTION AND SPEED (FROM HOURLY OBSERVATIONS)

[illegible] | MISAWA AB, JAPAN | 74-[illegible] | [illegible]
STATION | STATION NAME | YEARS | MONTH

ALL WEATHER
CLASS

CONDITION

| SPEED (KNTS) DIR. | 1 - 3 | 4 - 6 | 7 - 10 | 11 - 16 | 17 - 21 | 22 - 27 | 28 - 33 | 34 - 40 | 41 - 47 | 48 - 55 | ≥56 | % | MEAN WIND SPEED |
|---|---|---|---|---|---|---|---|---|---|---|---|---|---|
| N | 1.2 | 2.[illegible] | [illegible] | 4.6 | 1.3 | .3 | | | | | | 1[illegible] | 1[illegible] |
| NNE | .[illegible] | 1.7 | 1.7 | [illegible].4 | | | | | | | | .[illegible] | |
| NE | .[illegible] | .[illegible] | 1.[illegible] | 1.1 | | | | | | | | .[illegible] | |
| ENE | .[illegible] | 1.[illegible] | .[illegible] | .[illegible] | | | | | | | | .[illegible] | |
| E | .[illegible] | 1.[illegible] | [illegible].[illegible] | .1 | | | | | | | | .[illegible] | |
| ESE | .[illegible] | .[illegible] | .[illegible] | .1 | | | | | | | | 1.[illegible] | |
| SE | .[illegible] | .[illegible] | .[illegible] | .1 | | | | | | | | .[illegible] | |
| SSE | 1.[illegible] | 1.[illegible] | 1.[illegible] | .7 | .1 | .1 | .[illegible] | | | | | .[illegible] | |
| S | .[illegible] | [illegible].[illegible] | [illegible].[illegible] | [illegible].[illegible] | 1.4 | .5 | .[illegible] | | | | | [illegible].[illegible] | 1 |
| SSW | 1.1 | [illegible].[illegible] | 4.[illegible] | [illegible].4 | 1.2 | 1.4 | .2 | .1 | | | | 1.[illegible] | 1 |
| SW | .[illegible] | 1.[illegible] | 1.[illegible] | [illegible].3 | .6 | | | | | | | .[illegible] | 1 |
| WSW | .1 | .[illegible] | .[illegible] | .[illegible] | | | | | | | | .[illegible] | |
| W | .[illegible] | .[illegible] | .[illegible] | | | | | | | | | .[illegible] | |
| WNW | .[illegible] | .[illegible] | .1 | .1 | | | | | | | | .[illegible] | |
| NW | .[illegible] | .[illegible] | .1 | .[illegible] | | | | | | | | .[illegible] | |
| NNW | .[illegible] | .[illegible] | .[illegible] | .7 | .6 | | | | | | | .[illegible] | 1 |
| VARBL | 1.3 | | | | | | | | | | | .[illegible] | |
| CALM | | | | | | | | | | | | [illegible].[illegible] | |
| | 1[illegible] | .4[illegible] | [illegible].[illegible] | 24.[illegible] | [illegible].7 | 2.3 | .[illegible] | .1 | | | | 1[illegible] | |

TOTAL NUMBER OF OBSERVATIONS _____

USAFETAC FORM JUL 64 0 8 5 (OL A) PREVIOUS EDITIONS OF THIS FORM ARE OBSOLETE

[illegible]AL CLIMATOLOGY BRANCH
USAFETAC
[illegible] WEATHER SERVICE/MAC

# SURFACE WIND

## PERCENTAGE FREQUENCY OF WIND DIRECTION AND SPEED (FROM HOURLY OBSERVATIONS)

[illegible] STATION — ATSUGI NAS JAPAN STATION NAME — [illegible] YEARS — [illegible] MONTH

ALL WEATHER CLASS — [illegible] HOURS (L S T)

CONDITION

| SPEED (KNTS) DIR. | 1 - 3 | 4 - 6 | 7 - 10 | 11 - 16 | 17 - 21 | 22 - 27 | 28 - 33 | 34 - 40 | 41 - 47 | 48 - 55 | ≥56 | % | MEA WIN SPEE |
|---|---|---|---|---|---|---|---|---|---|---|---|---|---|
| N | [illegible] | 4.7 | 7.7 | 3.6 | .7 | .1 | | | | | | [illegible] | [illegible] |
| NNE | 1.[illegible] | 3.[illegible] | 3.[illegible] | 2.4 | .3 | | | | | | | [illegible] | [illegible] |
| NE | 1.4 | 1.1 | 2.[illegible] | .7 | .1 | | | | | | | [illegible] | 7 |
| ENE | [illegible] | 1.1 | [illegible] | .1 | | | | | | | | [illegible] | [illegible] |
| E | 1.4 | 1.1 | 1.[illegible] | | | | | | | | | [illegible] | 4 |
| ESE | [illegible] | .4 | | | | | | | | | | [illegible] | [illegible] |
| SE | [illegible] | .6 | .1 | | | | | | | | | [illegible] | [illegible] |
| SSE | [illegible] | .6 | .4 | .4 | .1 | | | | | | | [illegible] | [illegible] |
| S | 2.4 | 5.4 | [illegible] | 4.2 | .3 | .4 | .2 | | | | | [illegible] | [illegible] |
| SSW | 1.[illegible] | 2.9 | 2.7 | 2.4 | .7 | .6 | .7 | | | | | [illegible] | 1[illegible] |
| SW | 1.[illegible] | 1.[illegible] | 1.6 | 1.1 | .5 | | | | | | | [illegible] | [illegible] |
| WSW | 1.[illegible] | .6 | .7 | .1 | .1 | | | | | | | [illegible] | 4 |
| W | [illegible] | .1 | | | | | | | | | | [illegible] | [illegible] |
| WNW | .7 | .6 | | | | | | | | | | [illegible] | [illegible] |
| NW | .4 | 1.[illegible] | .6 | | | | | | | | | [illegible] | [illegible] |
| NNW | 1.1 | .7 | 1.7 | 1.1 | .3 | .3 | | | | | | [illegible] | [illegible] |
| VARBL | [illegible].1 | .1 | | | | | | | | | | [illegible] | [illegible] |
| CALM | | | | | | | | | | | | [illegible] | |
| | 1[illegible].5 | 24.[illegible] | 27.7 | 16.7 | 3.3 | 1.4 | .6 | | | | | [illegible] | |

TOTAL NUMBER OF OBSERVATIONS [illegible]

USAFETAC FORM JUL 64 0 8 5 (OL A) PREVIOUS EDITIONS OF THIS FORM ARE OBSOLETE

[illegible] CLIMATOLOGY BRANCH
USAFETAC
[illegible] WEATHER SERVICE/MAC

# SURFACE WINDS

## PERCENTAGE FREQUENCY OF WIND DIRECTION AND SPEED (FROM HOURLY OBSERVATIONS)

[illegible] ATSUGI NAS JAPAN 74-[illegible]
STATION STATION NAME YEARS MONTH

ALL WEATHER
CLASS HOURS (L S T)

CONDITION

| SPEED (KNTS) DIR. | 1 - 3 | 4 - 6 | 7 - 10 | 11 - 16 | 17 - 21 | 22 - 27 | 28 - 33 | 34 - 40 | 41 - 47 | 48 - 55 | ≥56 | % | MEAN WIND SPEED |
|---|---|---|---|---|---|---|---|---|---|---|---|---|---|
| N | [illegible] | 5.3 | 6.6 | 4.9 | [illegible] | .1 | | | | | | [illegible] | [illegible] |
| NNE | 1.[illegible] | 2.[illegible] | 3.[illegible] | 2.4 | .2 | | | | | | | [illegible] | [illegible] |
| NE | [illegible] | 1.[illegible] | [illegible] | [illegible] | [illegible] | | | | | | | [illegible] | 7. |
| ENE | [illegible] | 1.1 | [illegible] | [illegible] | | | | | | | | [illegible] | 6. |
| E | [illegible] | 1.1 | 1.[illegible] | .3 | [illegible] | | | | | | | [illegible] | 6. |
| ESE | [illegible] | .6 | .7 | .1 | | | | | | | | 1.[illegible] | [illegible] |
| SE | .4 | .6 | .7 | .1 | | | | | | | | 1.[illegible] | 5. |
| SSE | [illegible] | 1.[illegible] | .9 | .5 | .2 | [illegible] | [illegible] | | | | | 3.3 | [illegible] |
| S | 1.[illegible] | 3.3 | 5.[illegible] | [illegible] | 2.3 | .8 | .1 | | | | | [illegible] | 11. |
| SSW | [illegible] | 1.[illegible] | 2.[illegible] | 7.[illegible] | 1.7 | 1.2 | .3 | [illegible] | | | | 11.4 | 12. |
| SW | [illegible] | [illegible] | [illegible] | 1.[illegible] | .5 | .3 | .[illegible] | | | | | [illegible] | 11. |
| WSW | [illegible] | .4 | .2 | .2 | [illegible] | [illegible] | | | | | | 1.[illegible] | 6. |
| W | [illegible] | [illegible] | .1 | .1 | [illegible] | | | | | | | [illegible] | 5. |
| WNW | [illegible] | [illegible] | .1 | .1 | [illegible] | | | | | | | [illegible] | [illegible] |
| NW | [illegible] | .5 | .2 | .1 | | [illegible] | | | | | | 1.[illegible] | 5. |
| NNW | [illegible] | 1.5 | 1.1 | .5 | .2 | .1 | | | | | | [illegible].4 | 7. |
| VARBL | 1.[illegible] | .4 | | | | | | | | | | .1 | 2. |
| CALM | | | | | | | | | | | | [illegible] | |
| | 1[illegible] | [illegible] | 26.[illegible] | 21.8 | 6.1 | 2.[illegible] | .[illegible] | [illegible] | | | | 1[illegible] | [illegible] |

TOTAL NUMBER OF OBSERVATIONS 64[illegible]

USAFETAC FORM 0 8 5 (OL A) PREVIOUS EDITIONS OF THIS FORM ARE OBSOLETE

...PAL CLIMATOLOGY BRANCH
USAFETAC
AIR WEATHER SERVICE/MAC

# SURFACE WINDS

## PERCENTAGE FREQUENCY OF WIND DIRECTION AND SPEED (FROM HOURLY OBSERVATIONS)

47597 — STATION
ATSUGI NAS JAPAN — STATION NAME
77-81 — YEARS
MAY — MONTH
ALL WEATHER — CLASS
0700-1600 — HOURS (L.S.T.)
CONDITION

| SPEED (KNTS) DIR. | 1 - 3 | 4 - 6 | 7 - 10 | 11 - 16 | 17 - 21 | 22 - 27 | 28 - 33 | 34 - 40 | 41 - 47 | 48 - 55 | ≥56 | % | MEAN WIND SPEED |
|---|---|---|---|---|---|---|---|---|---|---|---|---|---|
| N | 5.7 | 8.5 | 6.7 | 2.5 | .3 | | | | | | | 24. | 6. |
| NNE | 2.5 | 2.5 | 2.1 | .6 | | | | | | | | 7. | 5. |
| NE | .9 | .9 | .9 | .2 | | | | | | | | 2. | 3. |
| ENE | .7 | .7 | .3 | | | | | | | | | 1. | 4. |
| E | 1.1 | .9 | .4 | | | | | | | | | 2. | 3. |
| ESE | .4 | .7 | .3 | | | | | | | | | 1. | 3. |
| SE | 1.1 | .7 | .2 | | | | | | | | | 1. | 2. |
| SSE | .4 | .5 | .2 | .3 | .2 | | | | | | | 1. | 5. |
| S | .7 | .9 | .9 | .4 | .5 | .2 | | | | | | 3. | 5. |
| SSW | 1. | 1. | .9 | .6 | .6 | .3 | | | | | | 4. | 6. |
| SW | 1. | .6 | .7 | .2 | | | | | | | | 2. | 4. |
| WSW | .4 | .6 | .2 | | | | | | | | | 1. | 2. |
| W | .4 | .7 | .2 | | | | | | | | | 1. | 2. |
| WNW | 1. | 1. | .2 | | | | | | | | | 2. | 3. |
| NW | 1. | .7 | .7 | .5 | | | | | | | | 3. | 5. |
| NNW | .6 | .6 | .7 | .5 | .5 | | | | | | | 3. | 5. |
| VARBL | 1. | .7 | | | | | | | | | | 2. | 2. |
| CALM | - | - | - | - | - | - | - | - | - | - | - | 1. | |
| | 27.7 | 25.6 | 19. | 5.1 | 2.0 | .5 | | | | | | 1. | 3. |

TOTAL NUMBER OF OBSERVATIONS 64

USAFETAC FORM 0-8-5 (OL A) PREVIOUS EDITIONS OF THIS FORM ARE OBSOLETE

[illegible] CLIMATOLOGY BRANCH
USAFETAC
[illegible] WEATHER SERVICE/MAC

# SURFACE WINDS

## PERCENTAGE FREQUENCY OF WIND DIRECTION AND SPEED (FROM HOURLY OBSERVATIONS)

[illegible] ATSUGI NAF JAPAN [illegible] [illegible]
STATION STATION NAME YEARS MONTH

ALL WEATHER
CLASS

[illegible]
HOURS (L.S.T.)

CONDITION

| SPEED (KNTS) DIR. | 1 - 3 | 4 - 6 | 7 - 10 | 11 - 16 | 17 - 21 | 22 - 27 | 28 - 33 | 34 - 40 | 41 - 47 | 48 - 55 | ≥56 | % | MEAN WIND SPEED |
|---|---|---|---|---|---|---|---|---|---|---|---|---|---|
| N | .4 | 1.4 | .[illegible] | 2.8 | .1 | | | | | | | [illegible] | [illegible] |
| NNE | 4.[illegible] | 3.[illegible] | 2.7 | 1.[illegible] | .1 | | | | | | | 11.[illegible] | [illegible] |
| NE | . | 1.[illegible] | .[illegible] | | | | | | | | | [illegible] | 4.5 |
| ENE | .4 | .[illegible] | | .[illegible] | | | | | | | | .[illegible] | [illegible] |
| E | .[illegible] | .[illegible] | | | | | | | | | | .[illegible] | 4.3 |
| ESE | | | | | | | | | | | | | |
| SE | .4 | .4 | | | | | | | | | | .[illegible] | [illegible] |
| SSE | . | .4 | .[illegible] | .1 | | | | | | | | .[illegible] | [illegible] |
| S | 1.[illegible] | 2.3 | 2.3 | 2.4 | .2 | | | | | | | 8.[illegible] | [illegible] |
| SSW | .[illegible] | 1.[illegible] | .[illegible] | .5 | .7 | .2 | .1 | | | | | [illegible] | 10.[illegible] |
| SW | .[illegible] | .[illegible] | .[illegible] | .[illegible] | | .1 | | | | | | 1.[illegible] | 7.6 |
| WSW | .[illegible] | .1 | .1 | | | | | | | | | .[illegible] | 3.[illegible] |
| W | .[illegible] | .[illegible] | .1 | | | | | | | | | [illegible] | 3.3 |
| WNW | .[illegible] | .[illegible] | | | | | | | | | | [illegible] | [illegible] |
| NW | 1.[illegible] | 2.3 | .[illegible] | .[illegible] | | | | | | | | 4.5 | 5.1 |
| NNW | 2.4 | 2.[illegible] | 1.[illegible] | .7 | | | | | | | | 7.4 | 5.2 |
| VARBL | [illegible] | .4 | | | | | | | | | | .[illegible] | 2.1 |
| CALM | | | | | | | | | | | | 15.[illegible] | |
| | 24.[illegible] | 35.3 | 15.5 | 8.6 | 1.2 | .4 | .1 | | | | | [illegible] | [illegible] |

TOTAL NUMBER OF OBSERVATIONS [illegible]

[illegible] CLIMATOLOGY BRANCH
USAFETAC
[illegible] WEATHER SERVICE/MAC

# SURFACE WINDS

## PERCENTAGE FREQUENCY OF WIND DIRECTION AND SPEED (FROM HOURLY OBSERVATIONS)

[illegible] (STATION) ATSUGI NAS JAPAN (STATION NAME) 74-83 (YEARS) [illegible] (MONTH)

ALL WEATHER (CLASS) [illegible] (HOURS (L S T))

CONDITION

| SPEED (KNTS) DIR. | 1 - 3 | 4 - 6 | 7 - 10 | 11 - 16 | 17 - 21 | 22 - 27 | 28 - 33 | 34 - 40 | 41 - 47 | 48 - 55 | ≥56 | % | MEAN WIND SPEED |
|---|---|---|---|---|---|---|---|---|---|---|---|---|---|
| N | 7.[illegible] | 11.[illegible] | 9.5 | 3.2 | .4 | .2 | | | | | | [illegible] | [illegible] |
| NNE | 3.[illegible] | 5.6 | 5.[illegible] | .9 | .3 | | | | | | | [illegible] | [illegible] |
| NE | 1.[illegible] | 1.5 | 1.[illegible] | | | | | | | | | [illegible] | [illegible] |
| ENE | .[illegible] | .4 | .4 | | | | | | | | | 1.[illegible] | 4.[illegible] |
| E | .[illegible] | .[illegible] | | | | | | | | | | .[illegible] | 2.[illegible] |
| ESE | .[illegible] | | | | | | | | | | | .[illegible] | 1.[illegible] |
| SE | .[illegible] | .1 | | | | | | | | | | .[illegible] | 2.[illegible] |
| SSE | .[illegible] | .[illegible] | .[illegible] | .1 | | | | | | | | [illegible] | 4.[illegible] |
| S | 1.[illegible] | 2.1 | 2.[illegible] | [illegible].1 | .5 | .[illegible] | | | | | | [illegible] | [illegible].7 |
| SSW | .[illegible] | .9 | 2.1 | 1.5 | .7 | .3 | | | | | | [illegible] | 1[illegible] |
| SW | .[illegible] | .2 | .[illegible] | .3 | | .1 | | | | | | 1.[illegible] | [illegible].1 |
| WSW | .4 | .[illegible] | .[illegible] | | | | | | | | | [illegible] | 4.4 |
| W | .4 | .1 | | .2 | | | | | | | | .[illegible] | [illegible] |
| WNW | .[illegible] | .4 | .1 | | | | | | | | | 1.[illegible] | 3.[illegible] |
| NW | 1.[illegible] | .2 | .[illegible] | .1 | | | | | | | | [illegible] | 4.1 |
| NNW | [illegible].1 | 2.7 | 1.[illegible] | 1.[illegible] | .2 | | | | | | | [illegible] | [illegible].1 |
| VARBL | [illegible] | .1 | | | | | | | | | | [illegible] | 1.7 |
| CALM | | | | | | | | | | | | [illegible] | |
| | 24.[illegible] | 27.4 | 24.4 | [illegible].4 | 2.2 | .9 | | | | | | [illegible] | [illegible] |

TOTAL NUMBER OF OBSERVATIONS [illegible]

USAFETAC FORM 0-8-5 (OL A) PREVIOUS EDITIONS OF THIS FORM ARE OBSOLETE

[illegible] CLIMATOLOGY BRANCH
USAFETAC
[illegible] WEATHER SERVICE/MAC

# SURFACE WINDS

## PERCENTAGE FREQUENCY OF WIND DIRECTION AND SPEED (FROM HOURLY OBSERVATIONS)

[illegible] ATSUGI NAS JAPAN 74-[illegible] [illegible]AY
STATION STATION NAME YEARS MONTH

ALL WEATHER [illegible]-11[illegible]
CLASS HOURS (L S T)

CONDITION

| SPEED (KNTS) DIR. | 1 - 3 | 4 - 6 | 7 - 10 | 11 - 16 | 17 - 21 | 22 - 27 | 28 - 33 | 34 - 40 | 41 - 47 | 48 - 55 | ≥56 | % | MEAN WIND SPEED |
|---|---|---|---|---|---|---|---|---|---|---|---|---|---|
| N | 1.7 | 3.[illegible] | 3.7 | 4.1 | .4 | | | | | | | 1[illegible] | [illegible] |
| NNE | 1.[illegible] | 3.7 | 4.4 | [illegible] | .1 | | | | | | | 1[illegible] | 7.7 |
| NE | 1.[illegible] | [illegible] | 2.4 | .6 | | | | | | | | [illegible].1 | [illegible].3 |
| ENE | .7 | 1.[illegible] | .[illegible] | .3 | | | | | | | | [illegible] | [illegible] |
| E | 1.1 | .4 | .6 | .3 | | | | | | | | [illegible] | [illegible] |
| ESE | .4 | .7 | .7 | .1 | | | | | | | | [illegible] | [illegible].3 |
| SE | .7 | 1.7 | .[illegible] | | | | | | | | | [illegible] | 4.4 |
| SSE | 1.7 | 2.[illegible] | .[illegible] | .3 | | | | | | | | 4.[illegible] | [illegible].1 |
| S | [illegible].7 | 3.[illegible] | 7.[illegible] | 7.2 | 1.8 | .4 | | | | | | [illegible] | [illegible] |
| SSW | .[illegible] | 1.2 | 2.7 | 3.7 | 1.3 | .5 | | | | | | [illegible] | 12.1 |
| SW | .4 | .[illegible] | .3 | .6 | .1 | | | | | | | [illegible] | 7.[illegible] |
| WSW | .[illegible] | .1 | .[illegible] | .1 | | | | | | | | .[illegible] | 7.[illegible] |
| W | .[illegible] | .3 | | | | | | | | | | .[illegible] | [illegible] |
| WNW | .[illegible] | | | | | | | | | | | .[illegible] | 2.[illegible] |
| NW | .4 | | .1 | .1 | | .1 | | | | | | .[illegible] | 7.1 |
| NNW | .1 | .7 | .4 | .4 | .2 | | | | | | | [illegible] | [illegible].4 |
| VARBL | [illegible].7 | 1.7 | | | | | | | | | | .[illegible] | 2.[illegible] |
| CALM | | | | | | | | | | | | [illegible] | |
| | 21.[illegible] | 24.4 | 24.[illegible] | [illegible].7 | 4.[illegible] | 1.3 | | | | | | 1[illegible] | [illegible] |

TOTAL NUMBER OF OBSERVATIONS 6[illegible]9

USAFETAC FORM JUL 64 0 8 5 (OL A) PREVIOUS EDITIONS OF THIS FORM ARE OBSOLETE

[illegible] CLIMATOLOGY [illegible]
[illegible]
[illegible] WEATHER SERVICE/[illegible]

# SURFACE WINDS

## PERCENTAGE FREQUENCY OF WIND DIRECTION AND SPEED (FROM HOURLY OBSERVATIONS)

[illegible] ATSUGI NAS JAPAN — 74-[illegible] — MAY

STATION — STATION NAME — YEARS — MONTH

ALL WEATHER — [illegible]-14[illegible]

CLASS — HOURS (L S T)

CONDITION

| SPEED (KNTS) DIR. | 1 - 3 | 4 - 6 | 7 - 10 | 11 - 16 | 17 - 21 | 22 - 27 | 28 - 33 | 34 - 40 | 41 - 47 | 48 - 55 | ≥56 | % | MEAN WIND SPEED |
|---|---|---|---|---|---|---|---|---|---|---|---|---|---|
| N | [illegible] | 1.1 | 1.[illegible] | 3.2 | .5 | .2 | | | | | | [illegible].7 | [illegible] |
| NNE | [illegible] | 1.5 | 2.4 | .5 | .3 | | | | | | | [illegible].4 | [illegible] |
| NE | [illegible] | [illegible] | 1.[illegible] | .6 | .3 | | | | | | | [illegible] | [illegible] |
| ENE | .1 | 1.2 | 1.1 | 1.[illegible] | | | | | | | | [illegible].4 | [illegible] |
| E | [illegible] | 1.[illegible] | 1.[illegible] | .6 | .2 | | | | | | | [illegible] | [illegible] |
| ESE | [illegible] | 1.4 | 2.7 | .2 | .1 | | | | | | | 4.[illegible] | 6.6 |
| SE | [illegible] | 1.3 | 1.2 | .2 | | | | | | | | [illegible] | 6.6 |
| SSE | .1 | 1.[illegible] | 1.[illegible] | 1.4 | .4 | .2 | | | | | | [illegible] | [illegible] |
| S | .1 | 3.2 | 13.7 | 1[illegible].3 | 5.7 | .3 | | | | | | [illegible] | [illegible] |
| SSW | [illegible] | 1.[illegible] | 4.[illegible] | 5.2 | 2.1 | 1.[illegible] | | | | | | [illegible] | [illegible] |
| SW | [illegible] | .6 | .5 | .5 | .4 | | | | | | | 3.1 | [illegible].7 |
| WSW | .1 | .4 | .3 | .1 | | | | | | | | 1.[illegible] | [illegible] |
| W | .1 | | | | | | | | | | | [illegible] | [illegible] |
| WNW | | | | | | | | | | | | | |
| NW | | .1 | | .1 | | | | | | | | [illegible] | [illegible] |
| NNW | | .2 | .7 | .1 | | | | | | | | [illegible] | [illegible].7 |
| VARBL | [illegible] | 1.[illegible] | | | | | | | | | | [illegible] | [illegible].7 |
| CALM | | | | | | | | | | | | [illegible] | |
| | 5.7 | 16.[illegible] | 37.1 | 32.6 | 1[illegible].4 | 1.[illegible] | | | | | | [illegible] | [illegible] |

TOTAL NUMBER OF OBSERVATIONS [illegible]

USAFETAC FORM 0 8 5 (OL A) PREVIOUS EDITIONS OF THIS FORM ARE OBSOLETE

[illegible] CLIMATOLOGY BRANCH
AFETAC
[illegible] WEATHER SERVICE/MAC

# SURFACE WINDS

## PERCENTAGE FREQUENCY OF WIND DIRECTION AND SPEED (FROM HOURLY OBSERVATIONS)

[illegible] ATSUGI NAF JAPAN 74-[illegible] [illegible]
STATION STATION NAME YEARS MONTH

ALL WEATHER
CLASS

[illegible]
HOURS (L S T)

CONDITION

| SPEED (KNTS) DIR. | 1 - 3 | 4 - 6 | 7 - 10 | 11 - 16 | 17 - 21 | 22 - 27 | 28 - 33 | 34 - 40 | 41 - 47 | 48 - 55 | ≥56 | % | MEAN WIND SPEED |
|---|---|---|---|---|---|---|---|---|---|---|---|---|---|
| N | | 1.[illegible] | [illegible] | 1.7 | .3 | .2 | | | | | | [illegible] | 11.[illegible] |
| NNE | . | 1.4 | . | .6 | .2 | | | | | | | [illegible] | [illegible] |
| NE | . | 1.[illegible] | . | 1.7 | .1 | | | | | | | [illegible] | [illegible] |
| ENE | . | . | . | . | .1 | | | | | | | [illegible] | [illegible] |
| E | . | 1.[illegible] | 2.[illegible] | [illegible] | .1 | | | | | | | [illegible] | [illegible] |
| ESE | . | . | 1.[illegible] | .4 | | | | | | | | [illegible] | 7.[illegible] |
| SE | | .4 | 1.[illegible] | .4 | | | | | | | | [illegible] | [illegible] |
| SSE | . | . | 1. | .7 | .3 | | | | | | | [illegible] | [illegible] |
| S | . | [illegible].6 | 11.1 | 21.2 | 6.6 | .7 | .1 | | | | | [illegible] | 12.[illegible] |
| SSW | | 1.[illegible] | [illegible].3 | [illegible] | 1.7 | .3 | .4 | | | | | 1.[illegible] | 11.[illegible] |
| SW | .1 | . | 1.[illegible] | 1.4 | .3 | .1 | | | | | | [illegible] | 11.[illegible] |
| WSW | . | . | | .1 | | | | | | | | [illegible] | [illegible] |
| W | . | . | .1 | | | | | | | | | [illegible] | [illegible] |
| WNW | | .1 | | | | | | | | | | [illegible] | [illegible] |
| NW | | .1 | .1 | .1 | | | | | | | | [illegible] | 7.7 |
| NNW | .1 | . | .4 | .7 | | | | | | | | 1.[illegible] | [illegible] |
| VARBL | . | . | | | | | | | | | | [illegible] | [illegible] |
| CALM | | | | | | | | | | | | [illegible] | |
| | [illegible] | 14.7 | [illegible] | [illegible] | [illegible] | 1.3 | .6 | | | | [illegible] | [illegible] | 1[illegible] |

TOTAL NUMBER OF OBSERVATIONS [illegible]

USAFETAC FORM [illegible] 0-8-5 (OL A) PREVIOUS EDITIONS OF THIS FORM ARE OBSOLETE

# SURFACE WINDS

## PERCENTAGE FREQUENCY OF WIND DIRECTION AND SPEED (FROM HOURLY OBSERVATIONS)

STATION _____ STATION NAME _____ YEARS _____ MONTH _____

CLASS ALL WEATHER HOURS (L S T)

CONDITION

| SPEED (KNTS) DIR. | 1 - 3 | 4 - 6 | 7 - 10 | 11 - 16 | 17 - 21 | 22 - 27 | 28 - 33 | 34 - 40 | 41 - 47 | 48 - 55 | ≥ 56 | % | MEAN WIND SPEED |
|---|---|---|---|---|---|---|---|---|---|---|---|---|---|
| N | | 2.5 | 1.4 | 2.2 | .5 | | | | | | | | |
| NNE | | 1.1 | 1.7 | 1.3 | .2 | | | | | | | | |
| NE | .1 | .7 | .7 | .5 | | | | | | | | | |
| ENE | | .4 | .3 | | | | | | | | | | |
| E | .7 | 1.5 | 1.4 | 1.3 | | | | | | | | | |
| ESE | .5 | .7 | .5 | .7 | | | | | | | | | |
| SE | .4 | 1.4 | .5 | .1 | | | | | | | | | |
| SSE | .5 | 2.1 | 2.1 | .3 | .1 | | | | | | | | |
| S | 2. | 7. | 15.4 | 11.6 | 1.5 | .1 | | | | | | | |
| SSW | .1 | 2.3 | 4.7 | 4.5 | 1.1 | .1 | | | | | | | |
| SW | .1 | 1. | .5 | .7 | .2 | | | | | | | | |
| WSW | .7 | .4 | .3 | .1 | .2 | .1 | | | | | | | |
| W | .5 | .7 | | | | | | | | | | | |
| WNW | .5 | .1 | | .1 | | | | | | | | | |
| NW | .1 | .4 | .1 | .3 | .1 | | | | | | | | |
| NNW | .4 | .2 | .3 | .7 | | | | | | | | | |
| VARBL | 1.1 | .1 | | | | | | | | | | | |
| CALM | | | | | | | | | | | | | |
| | 11.5 | 40.6 | 32.1 | 24.1 | 4.4 | .3 | | | | | | | |

TOTAL NUMBER OF OBSERVATIONS _____

[illegible] CLIMATOLOGY BRANCH
[illegible]
[illegible] WEATHER SERVICE/MAC

# SURFACE WINDS

## PERCENTAGE FREQUENCY OF WIND DIRECTION AND SPEED (FROM HOURLY OBSERVATIONS)

[illegible] STATION [illegible] STATION NAME 74-[illegible] YEARS [illegible] MONTH

ALL WEATHER CLASS [illegible] HOURS (L S T)

CONDITION

| SPEED (KNTS) DIR | 1 - 3 | 4 - 6 | 7 - 10 | 11 - 16 | 17 - 21 | 22 - 27 | 28 - 33 | 34 - 40 | 41 - 47 | 48 - 55 | ≥ 56 | % | MEAN WIND SPEED |
|---|---|---|---|---|---|---|---|---|---|---|---|---|---|
| N | [illegible] | [illegible] | [illegible] | [illegible] | [illegible] | | | | | | | [illegible] | [illegible] |
| NNE | [illegible] | [illegible] | [illegible] | [illegible] | [illegible] | | | | | | | [illegible] | [illegible] |
| NE | [illegible] | [illegible] | [illegible] | | | | | | | | | [illegible] | [illegible] |
| ENE | [illegible] | [illegible] | [illegible] | | | | | | | | | [illegible] | [illegible] |
| E | [illegible] | [illegible] | [illegible] | [illegible] | | | | | | | | [illegible] | [illegible] |
| ESE | [illegible] | [illegible] | [illegible] | [illegible] | | | | | | | | [illegible] | [illegible] |
| SE | [illegible] | [illegible] | | | | | | | | | | [illegible] | [illegible] |
| SSE | [illegible] | [illegible] | [illegible] | [illegible] | | | | | | | | [illegible] | [illegible] |
| S | [illegible] | [illegible] | [illegible] | [illegible] | [illegible] | | | | | | | [illegible] | [illegible] |
| SSW | [illegible] | [illegible] | [illegible] | [illegible] | [illegible] | | | | | | | [illegible] | [illegible] |
| SW | [illegible] | [illegible] | [illegible] | [illegible] | | | | | | | | [illegible] | [illegible] |
| WSW | [illegible] | [illegible] | [illegible] | | | | | | | | | [illegible] | [illegible] |
| W | [illegible] | | | | | | | | | | | [illegible] | [illegible] |
| WNW | [illegible] | [illegible] | [illegible] | | | | | | | | | [illegible] | [illegible] |
| NW | [illegible] | [illegible] | [illegible] | [illegible] | | | | | | | | [illegible] | [illegible] |
| NNW | [illegible] | [illegible] | [illegible] | [illegible] | [illegible] | | | | | | | [illegible] | [illegible] |
| VARBL | [illegible] | | | | | | | | | | | [illegible] | [illegible] |
| CALM | [illegible] | | | | | | | | | | | [illegible] | |
| | [illegible] | [illegible] | [illegible] | [illegible] | [illegible] | | | | | | | [illegible] | [illegible] |

TOTAL NUMBER OF OBSERVATIONS [illegible]

USAFETAC FORM 0-8-5 (OL A) PREVIOUS EDITIONS OF THIS FORM ARE OBSOLETE

# SURFACE WINDS

## PERCENTAGE FREQUENCY OF WIND DIRECTION AND SPEED (FROM HOURLY OBSERVATIONS)

STATION _____ STATION NAME _____ YEARS _____ MONTH _____

CLASS ALL WEATHER HOURS (L S T) _____

CONDITION _____

| SPEED (KNTS) DIR. | 1 - 3 | 4 - 6 | 7 - 10 | 11 - 16 | 17 - 21 | 22 - 27 | 28 - 33 | 34 - 40 | 41 - 47 | 48 - 55 | ≥56 | % | MEAN WIND SPEED |
|---|---|---|---|---|---|---|---|---|---|---|---|---|---|
| N | | | | | | | | | | | | | |
| NNE | | | | | | | | | | | | | |
| NE | | | | | | | | | | | | | |
| ENE | | | | | | | | | | | | | |
| E | | | | | | | | | | | | | |
| ESE | | | | | | | | | | | | | |
| SE | | | | | | | | | | | | | |
| SSE | | | | | | | | | | | | | |
| S | | | | | | | | | | | | | |
| SSW | | | | | | | | | | | | | |
| SW | | | | | | | | | | | | | |
| WSW | | | | | | | | | | | | | |
| W | | | | | | | | | | | | | |
| WNW | | | | | | | | | | | | | |
| NW | | | | | | | | | | | | | |
| NNW | | | | | | | | | | | | | |
| VARBL | | | | | | | | | | | | | |
| CALM | | | | | | | | | | | | | |

TOTAL NUMBER OF OBSERVATIONS _____

USAFETAC FORM 0-8-5 (OL A) PREVIOUS EDITIONS OF THIS FORM ARE OBSOLETE

# SURFACE WINDS

## PERCENTAGE FREQUENCY OF WIND DIRECTION AND SPEED (FROM HOURLY OBSERVATIONS)

STATION _____ STATION NAME _____ YEARS _____ MONTH _____

CLASS ALL WEATHER HOURS (L S T) _____

CONDITION _____

| SPEED (KNTS) DIR. | 1 - 3 | 4 - 6 | 7 - 10 | 11 - 16 | 17 - 21 | 22 - 27 | 28 - 33 | 34 - 40 | 41 - 47 | 48 - 55 | ≥56 | % | MEAN WIND SPEED |
|---|---|---|---|---|---|---|---|---|---|---|---|---|---|
| N | | | | | | | | | | | | | |
| NNE | | | | | | | | | | | | | |
| NE | | | | | | | | | | | | | |
| ENE | | | | | | | | | | | | | |
| E | | | | | | | | | | | | | |
| ESE | | | | | | | | | | | | | |
| SE | | | | | | | | | | | | | |
| SSE | | | | | | | | | | | | | |
| S | | | | | | | | | | | | | |
| SSW | | | | | | | | | | | | | |
| SW | | | | | | | | | | | | | |
| WSW | | | | | | | | | | | | | |
| W | | | | | | | | | | | | | |
| WNW | | | | | | | | | | | | | |
| NW | | | | | | | | | | | | | |
| NNW | | | | | | | | | | | | | |
| VARBL | | | | | | | | | | | | | |
| CALM | | | | | | | | | | | | | |
| | | | | | | | | | | | | | |

TOTAL NUMBER OF OBSERVATIONS _____

[illegible]

# SURFACE WINDS

## PERCENTAGE FREQUENCY OF WIND DIRECTION AND SPEED (FROM HOURLY OBSERVATIONS)

[illegible] STATION | [illegible] STATION NAME | 74-[illegible] YEARS | [illegible] MONTH

ALL WEATHER CLASS | [illegible]-11[illegible] HOURS (L.S.T.)

CONDITION

| SPEED (KNTS) DIR | 1 - 3 | 4 - 6 | 7 - 10 | 11 - 16 | 17 - 21 | 22 - 27 | 28 - 33 | 34 - 40 | 41 - 47 | 48 - 55 | ≥56 | % | MEAN WIND SPEED |
|---|---|---|---|---|---|---|---|---|---|---|---|---|---|
| N | [illegible] | [illegible] | [illegible] | [illegible] | .2 | | | | | | | [illegible] | [illegible] |
| NNE | .1 | [illegible] | [illegible] | 1.6 | | | | | | | | [illegible] | [illegible] |
| NE | 1.[illegible] | [illegible] | 1.[illegible] | .[illegible] | | | | | | | | [illegible] | [illegible] |
| ENE | 1.[illegible] | 1.[illegible] | .4 | .1 | | | | | | | | [illegible] | [illegible] |
| E | 1.[illegible] | 1.[illegible] | .[illegible] | | | | | | | | | [illegible] | [illegible] |
| ESE | .[illegible] | .7 | | | | | | | | | | [illegible] | [illegible] |
| SE | .[illegible] | .[illegible] | | | | | | | | | | [illegible] | [illegible] |
| SSE | 1.[illegible] | [illegible] | .[illegible] | | | | | | | | | [illegible] | [illegible] |
| S | [illegible] | [illegible] | [illegible] | .1 | 1.[illegible] | | | | | | | [illegible] | [illegible] |
| SSW | 1.[illegible] | 2.1 | [illegible] | [illegible] | 1.7 | .1 | | | | | | [illegible] | [illegible] |
| SW | .[illegible] | .4 | .[illegible] | .4 | .2 | | | | | | | [illegible] | [illegible] |
| WSW | .4 | .[illegible] | | | | | | | | | | [illegible] | [illegible] |
| W | .[illegible] | | | | | | | | | | | [illegible] | [illegible] |
| WNW | .[illegible] | | | .[illegible] | | | | | | | | [illegible] | [illegible] |
| NW | .[illegible] | .1 | | | | | | | | | | [illegible] | [illegible] |
| NNW | .[illegible] | .7 | .[illegible] | .1 | | | | | | | | [illegible] | [illegible] |
| VARBL | [illegible] | .7 | | | | | | | | | | [illegible] | [illegible] |
| CALM | | | | | | | | | | | | 4.[illegible] | |
| | [illegible] | [illegible] | 23.[illegible] | 1[illegible].7 | [illegible].1 | .1 | | | | | | [illegible] | [illegible] |

TOTAL NUMBER OF OBSERVATIONS [illegible]

USAFETAC FORM [illegible] 0-8-5 (OL A) PREVIOUS EDITIONS OF THIS FORM ARE OBSOLETE

[illegible] CLIMATOLOGY BRANCH
[illegible]
[illegible] SERVICE/MAC

# SURFACE WINDS

## PERCENTAGE FREQUENCY OF WIND DIRECTION AND SPEED (FROM HOURLY OBSERVATIONS)

[illegible] STATION | [illegible] STATION NAME | [illegible] YEARS | [illegible] MONTH

ALL WEATHER CLASS | [illegible] HOURS (L S T)

CONDITION

| SPEED (KNTS) DIR. | 1 - 3 | 4 - 6 | 7 - 10 | 11 - 16 | 17 - 21 | 22 - 27 | 28 - 33 | 34 - 40 | 41 - 47 | 48 - 55 | ≥ 56 | % | MEAN WIND SPEED |
|---|---|---|---|---|---|---|---|---|---|---|---|---|---|
| N | [illegible] | 11.2 | 5.7 | 2.3 | | | | | | | | [illegible] | [illegible] |
| NNE | 4.[illegible] | [illegible].6 | 2.7 | .7 | | | | | | | | [illegible] | [illegible] |
| NE | [illegible] | 2.[illegible] | [illegible] | .1 | | | | | | | | [illegible] | [illegible] |
| ENE | 1.1 | 1.3 | .1 | | | | | | | | | [illegible] | [illegible] |
| E | [illegible] | .7 | | | | | | | | | | [illegible] | [illegible] |
| ESE | [illegible] | [illegible] | | | | | | | | | | [illegible] | [illegible] |
| SE | [illegible] | .1 | .1 | | | | | | | | | [illegible] | [illegible] |
| SSE | [illegible] | [illegible] | [illegible] | | | | | | | | | [illegible] | [illegible] |
| S | [illegible] | 2.3 | 2.[illegible] | 2.2 | | | | | | | | [illegible] | [illegible] |
| SSW | 1.[illegible] | 1.9 | 1.[illegible] | 2.3 | [illegible] | | | | | | | [illegible] | [illegible] |
| SW | [illegible] | .7 | [illegible] | .7 | .4 | | | | | | | [illegible] | [illegible] |
| WSW | [illegible] | [illegible] | [illegible] | | | | | | | | | [illegible] | [illegible] |
| W | 1.1 | .2 | .1 | | | | | | | | | [illegible] | [illegible] |
| WNW | [illegible] | .4 | | | | | | | | | | [illegible] | [illegible] |
| NW | [illegible] | .3 | | | | | | | | | | [illegible] | [illegible] |
| NNW | [illegible] | 1.7 | [illegible] | .1 | | | | | | | | [illegible] | [illegible] |
| VARBL | [illegible] | | | | | | | | | | | [illegible] | [illegible] |
| CALM | | | | | | | | | | | | [illegible] | |
| | [illegible] | [illegible] | [illegible] | [illegible] | 1.2 | | | | | | | [illegible] | [illegible] |

TOTAL NUMBER OF OBSERVATIONS [illegible]

USAFETAC FORM JUL 64 0 8 5 (OL A) PREVIOUS EDITIONS OF THIS FORM ARE OBSOLETE

[illegible] CLIMATOLOGY BRANCH
USAFETAC
[illegible] WEATHER SERVICE/MAC

# SURFACE WINDS

## PERCENTAGE FREQUENCY OF WIND DIRECTION AND SPEED (FROM HOURLY OBSERVATIONS)

[illegible] STATION | [illegible] JAPAN STATION NAME | [illegible] YEARS | [illegible] MONTH

ALL WEATHER CLASS | [illegible] HOURS (L.S.T.)

CONDITION

| SPEED (KNTS) DIR. | 1 - 3 | 4 - 6 | 7 - 10 | 11 - 16 | 17 - 21 | 22 - 27 | 28 - 33 | 34 - 40 | 41 - 47 | 48 - 55 | ≥56 | % | MEAN WIND SPEED |
|---|---|---|---|---|---|---|---|---|---|---|---|---|---|
| N | 7.[illegible] | 12.2 | 5.[illegible] | .[illegible] | | | | | | | | [illegible] | [illegible] |
| NNE | 2.[illegible] | 6.1 | 1.2 | .1 | | | | | | | | [illegible].1 | 4.[illegible] |
| NE | [illegible].1 | 2.[illegible] | | .1 | | | | | | | | [illegible] | [illegible] |
| ENE | 1.[illegible] | .[illegible] | | | | | | | | | | [illegible] | [illegible] |
| E | 1.[illegible] | .[illegible] | | | | | | | | | | [illegible] | [illegible] |
| ESE | .[illegible] | | | | | | | | | | | [illegible] | [illegible] |
| SE | .[illegible] | .1 | | | | | | | | | | [illegible] | 2.4 |
| SSE | .[illegible] | .[illegible] | .[illegible] | | | | | | | | | [illegible] | 3.7 |
| S | [illegible].1 | 3.4 | 3.1 | [illegible] | .1 | | | | | | | 11.[illegible] | [illegible] |
| SSW | 1.[illegible] | 1.[illegible] | 1.[illegible] | [illegible] | .1 | | | | | | | [illegible] | 7.[illegible] |
| SW | .[illegible] | .[illegible] | .1 | .1 | .2 | | | | | | | 1.[illegible] | [illegible] |
| WSW | 1.1 | .1 | | .[illegible] | | | | | | | | 1.[illegible] | 4.3 |
| W | 1.[illegible] | .1 | | | | | | | | | | [illegible] | [illegible] |
| WNW | 1.1 | .1 | | | | | | | | | | [illegible] | [illegible].1 |
| NW | 1.[illegible] | .4 | | | | | | | | | | [illegible] | [illegible] |
| NNW | 1.[illegible] | 1.[illegible] | .[illegible] | .4 | | | | | | | | [illegible] | [illegible] |
| VARBL | 1.[illegible] | .1 | | | | | | | | | | [illegible] | [illegible] |
| CALM | | | | | | | | | | | | [illegible] | |
| | [illegible].4 | [illegible].1 | 11.[illegible] | [illegible].5 | .5 | | | | | | | [illegible] | [illegible] |

TOTAL NUMBER OF OBSERVATIONS [illegible]

USAFETAC FORM JUL 64 0 8 5 (OL A) PREVIOUS EDITIONS OF THIS FORM ARE OBSOLETE

[illegible]AL CLIMATOLOGY BRANCH
[illegible]FETAC
[illegible] WEATHER SERVICE/MAC

# SURFACE WINDS

## PERCENTAGE FREQUENCY OF WIND DIRECTION AND SPEED (FROM HOURLY OBSERVATIONS)

[illegible] (STATION) [illegible] (STATION NAME) 77-[illegible] (YEARS) [illegible] (MONTH)

ALL WEATHER (CLASS) [illegible] (HOURS (L S T))

CONDITION

| SPEED (KNTS) DIR. | 1 - 3 | 4 - 6 | 7 - 10 | 11 - 16 | 17 - 21 | 22 - 27 | 28 - 33 | 34 - 40 | 41 - 47 | 48 - 55 | ≥56 | % | MEAN WIND SPEED |
|---|---|---|---|---|---|---|---|---|---|---|---|---|---|
| N | 4.4 | [illegible] | 4.[illegible] | 1.[illegible] | | | | | | | | [illegible] | 5.4 |
| NNE | 1.[illegible] | 3.[illegible] | 2.[illegible] | | | | | | | | | [illegible].1 | [illegible].4 |
| NE | [illegible] | [illegible] | [illegible] | | | | | | | | | [illegible].4 | 4.8 |
| ENE | 1.[illegible] | 1.[illegible] | [illegible] | | | | | | | | | [illegible] | 4.2 |
| E | 1.[illegible] | 1.7 | [illegible] | | | | | | | | | [illegible] | 3.5 |
| ESE | 1.[illegible] | [illegible] | | | | | | | | | | 1.[illegible] | 2.7 |
| SE | 1.[illegible] | [illegible] | | | | | | | | | | 1.4 | 2.[illegible] |
| SSE | 1.[illegible] | 1.[illegible] | [illegible] | | | | | | | | | [illegible] | 3.[illegible] |
| S | 4.[illegible] | [illegible].3 | 5.4 | 2.1 | .2 | | | | | | | 1[illegible].7 | [illegible] |
| SSW | [illegible] | 2.[illegible] | 1.7 | 2.4 | .2 | | | | | | | [illegible].7 | 7.[illegible] |
| SW | 1.[illegible] | | [illegible] | | | | | | | | | 1.[illegible] | 2.4 |
| WSW | [illegible] | | | | | | | | | | | [illegible] | [illegible] |
| W | [illegible] | | | | | | | | | | | [illegible] | 1.3 |
| WNW | [illegible] | .2 | | | | | | | | | | [illegible] | 2.3 |
| NW | [illegible] | .5 | [illegible] | | | | | | | | | 1.[illegible] | 3.4 |
| NNW | 1.[illegible] | 1.6 | 1.3 | | | | | | | | | [illegible].4 | 4.8 |
| VARBL | 1.[illegible] | | | | | | | | | | | [illegible] | 2.1 |
| CALM | | | | | | | | | | | | [illegible].2 | |
| | 26.[illegible] | 3[illegible].[illegible] | 17.3 | 5.4 | .3 | | | | | | | 1[illegible] | 4.[illegible] |

TOTAL NUMBER OF OBSERVATIONS [illegible]

USAFETAC FORM JUL 64 0-8-5 (OL A) PREVIOUS EDITIONS OF THIS FORM ARE OBSOLETE

[illegible] CLIMATOLOGY BRANCH
USAFETAC
[illegible] WEATHER SERVICE/MAC

# SURFACE WINDS

## PERCENTAGE FREQUENCY OF WIND DIRECTION AND SPEED (FROM HOURLY OBSERVATIONS)

[illegible] ATSUGI NAS JAPAN [illegible]
STATION — STATION NAME — YEARS — MONTH

ALL WEATHER — ALL
CLASS — HOURS (L S T)

CONDITION

| SPEED (KNTS) DIR | 1 - 3 | 4 - 6 | 7 - 10 | 11 - 16 | 17 - 21 | 22 - 27 | 28 - 33 | 34 - 40 | 41 - 47 | 48 - 55 | ≥56 | % | MEAN WIND SPEED |
|---|---|---|---|---|---|---|---|---|---|---|---|---|---|
| N | [illegible] | 6.4 | 6.3 | [illegible] | [illegible] | [illegible] | | | | | | [illegible] | [illegible] |
| NNE | [illegible] | [illegible] | [illegible] | .6 | [illegible] | | | | | | | [illegible] | [illegible] |
| NE | 1.1 | [illegible] | 1.4 | .1 | | | | | | | | [illegible] | [illegible] |
| ENE | [illegible] | 1.4 | 1.3 | .1 | | | | | | | | [illegible] | [illegible] |
| E | [illegible] | 1.7 | [illegible] | [illegible] | | | | | | | | [illegible] | [illegible] |
| ESE | [illegible] | .7 | .6 | [illegible] | [illegible] | | | | | | | [illegible] | [illegible] |
| SE | .4 | .6 | [illegible] | [illegible] | | | | | | | | [illegible] | [illegible] |
| SSE | [illegible] | 1.1 | [illegible] | .3 | [illegible] | | | | | | | [illegible] | [illegible] |
| S | [illegible] | [illegible] | 9.7 | 7.6 | 1.5 | .4 | .1 | | | | | [illegible] | [illegible] |
| SSW | 1.1 | 1.5 | [illegible] | 3.5 | 1.2 | .3 | | | | | | [illegible] | [illegible] |
| SW | [illegible] | .7 | [illegible] | .7 | .3 | .1 | | | | | | [illegible] | [illegible] |
| WSW | .4 | .3 | .1 | [illegible] | [illegible] | | | | | | | [illegible] | 4.4 |
| W | [illegible] | .2 | [illegible] | | | | | | | | | [illegible] | [illegible] |
| WNW | [illegible] | [illegible] | [illegible] | | | | | | | | | [illegible] | [illegible] |
| NW | [illegible] | [illegible] | [illegible] | [illegible] | | | | | | | | [illegible] | [illegible] |
| NNW | [illegible] | [illegible] | 1.1 | .4 | .1 | [illegible] | | | | | | [illegible] | [illegible] |
| VARBL | [illegible] | .3 | | | | | | | | | | [illegible] | [illegible] |
| CALM | | | | | | | | | | | | [illegible] | |
| | [illegible] | [illegible] | 28.6 | 15.7 | 3.4 | [illegible] | .1 | | | | | [illegible] | [illegible] |

TOTAL NUMBER OF OBSERVATIONS [illegible]

USAFETAC FORM JUL 64 0 8 5 (OL A) PREVIOUS EDITIONS OF THIS FORM ARE OBSOLETE

[illegible]AL CLIMATOLOGY [illegible]
[illegible]
[illegible] WEATHER SERVICE/MAC

# SURFACE WINDS

## PERCENTAGE FREQUENCY OF WIND DIRECTION AND SPEED (FROM HOURLY OBSERVATIONS)

[illegible] ATSUGI NAS JAPAN 7[illegible]-[illegible] [illegible]
STATION STATION NAME YEARS MONTH

ALL WEATHER [illegible]
CLASS HOURS (L S T)

CONDITION

| SPEED (KNTS) DIR. | 1 - 3 | 4 - 6 | 7 - 10 | 11 - 16 | 17 - 21 | 22 - 27 | 28 - 33 | 34 - 40 | 41 - 47 | 48 - 55 | ≥56 | % | MEAN WIND SPEED |
|---|---|---|---|---|---|---|---|---|---|---|---|---|---|
| N | [illegible] | [illegible] | 5.2 | [illegible] | .1 | | | | | | | [illegible] | [illegible] |
| NNE | [illegible] | 3.[illegible] | 2.[illegible] | .[illegible] | | | | | | | | [illegible] | [illegible] |
| NE | 1.1 | 1.[illegible] | .[illegible] | .[illegible] | | | | | | | | [illegible] | [illegible] |
| ENE | 1.[illegible] | 1.[illegible] | .[illegible] | .1 | | | | | | | | [illegible] | [illegible] |
| E | 1.[illegible] | 2.[illegible] | .4 | | | | | | | | | [illegible] | [illegible] |
| ESE | .[illegible] | 1.[illegible] | .3 | | | | | | | | | [illegible] | 4. |
| SE | .[illegible] | 1.1 | .1 | | | | | | | | | [illegible] | 4. |
| SSE | 1.[illegible] | 1.[illegible] | .1 | .[illegible] | | | | | | | | [illegible] | [illegible] |
| S | 4.1 | 7.6 | [illegible].9 | 4.[illegible] | .4 | | | | | | | [illegible] | 7. |
| SSW | [illegible] | 1.7 | [illegible].9 | 2.7 | .6 | | | | | | | [illegible] | 6. |
| SW | [illegible] | [illegible] | .6 | 1.1 | .1 | | | | | | | 3.[illegible] | [illegible] |
| WSW | .[illegible] | .[illegible] | | .1 | | | | | | | | [illegible] | 4. |
| W | .[illegible] | .[illegible] | | | | | | | | | | [illegible] | [illegible] |
| WNW | .[illegible] | | | | | | | | | | | [illegible] | [illegible] |
| NW | 1.[illegible] | .1 | .1 | | | | | | | | | 1.[illegible] | [illegible] |
| NNW | .[illegible] | .7 | 1.[illegible] | .[illegible] | | | | | | | | [illegible] | 6. |
| VARBL | .[illegible] | | | | | | | | | | | [illegible] | 1. |
| CALM | | | | | | | | | | | | [illegible] | |
| | 22.2 | [illegible].7 | 24.[illegible] | 11.7 | 1.3 | | | | | | | [illegible] | [illegible] |

TOTAL NUMBER OF OBSERVATIONS [illegible]

USAFETAC FORM JUL 64 0-8-5 (OL A) PREVIOUS EDITIONS OF THIS FORM ARE OBSOLETE

[illegible] CLIMATOLOGY BRANCH
USAFETAC
[illegible] WEATHER SERVICE/MAC

# SURFACE WIND

## PERCENTAGE FREQUENCY OF WIND DIRECTION AND SPEED (FROM HOURLY OBSERVATIONS)

[illegible] ATSUGI NAS JAPAN — 74-[illegible] — [illegible]
STATION — STATION NAME — YEARS — MONTH

ALL WEATHER — [illegible]
CLASS — HOURS (L S T)

CONDITION

| SPEED (KNTS) DIR | 1 - 3 | 4 - 6 | 7 - 10 | 11 - 16 | 17 - 21 | 22 - 27 | 28 - 33 | 34 - 40 | 41 - 47 | 48 - 55 | ≥56 | % | MEA WIN SPEE |
|---|---|---|---|---|---|---|---|---|---|---|---|---|---|
| N | [illegible] | 3.3 | 3.3 | 1.4 | .3 | | | | | | | [illegible] | 7 |
| NNE | [illegible] | 2.6 | 1.5 | .1 | | | | | | | | 4.7 | 6 |
| NE | [illegible] | 1.4 | 1. | .1 | | | | | | | | [illegible] | 6 |
| ENE | 1.1 | 1.5 | 1.8 | | | | | | | | | 4.4 | 5 |
| E | 1.1 | 1.5 | 2.6 | .1 | | | | | | | | [illegible] | 6 |
| ESE | [illegible] | 1.2 | [illegible] | | | | | | | | | [illegible] | 5 |
| SE | [illegible] | .8 | .5 | | | | | | | | | [illegible] | 4 |
| SSE | [illegible] | 1.6 | .9 | .2 | | | | | | | | [illegible] | [illegible] |
| S | [illegible] | [illegible].4 | 16.6 | 9.3 | 1.2 | .1 | | | | | | [illegible] | 8 |
| SSW | 1.4 | [illegible] | 5.3 | 3.1 | .7 | .5 | | | | | | 14.[illegible] | 9 |
| SW | [illegible] | 1.5 | [illegible] | 1.2 | .7 | | | | | | | 4.[illegible] | 9 |
| WSW | [illegible] | .2 | .1 | | | | | | | | | [illegible] | [illegible] |
| W | [illegible] | .5 | | | | | | | | | | [illegible] | [illegible] |
| WNW | [illegible] | .2 | | | | | | | | | | [illegible] | [illegible] |
| NW | | [illegible] | | | | | | | | | | [illegible] | 4 |
| NNW | .1 | [illegible] | .2 | .2 | | | | | | | | 1.1 | 6 |
| VARBL | 1.1 | | | | | | | | | | | 1.1 | 2 |
| CALM | | | | | | | | | | | | [illegible] | |
| | 17.4 | [illegible].4 | 35.[illegible] | 15.8 | 3.0 | .7 | | | | | | [illegible] | 7 |

TOTAL NUMBER OF OBSERVATIONS

USAFETAC FORM JUL 64 0-8-5 (OL A) PREVIOUS EDITIONS OF THIS FORM ARE OBSOLETE

[illegible]AL CLIMATOLOGY BRANCH
[illegible]FETAC
[illegible] WEATHER SERVICE/MAC

# SURFACE WIND

## PERCENTAGE FREQUENCY OF WIND DIRECTION AND SPEED (FROM HOURLY OBSERVATIONS)

[illegible] ATSUGI NAS JAPAN 74-[illegible]
STATION STATION NAME YEARS MONTH

ALL WEATHER
CLASS HOURS (L S T [illegible]-17

CONDITION

| SPEED (KNTS) DIR. | 1 - 3 | 4 - 6 | 7 - 10 | 11 - 16 | 17 - 21 | 22 - 27 | 28 - 33 | 34 - 40 | 41 - 47 | 48 - 55 | ≥56 | % | MEA WIN SPE |
|---|---|---|---|---|---|---|---|---|---|---|---|---|---|
| N | .[illegible] | 2.4 | 4.[illegible] | 1.3 | | | | | | | | [illegible] | [illegible] |
| NNE | .[illegible] | 1.[illegible] | 1.[illegible] | .8 | | | | | | | | [illegible] | 7 |
| NE | .[illegible] | .[illegible] | .[illegible] | | | | | | | | | [illegible] | [illegible] |
| ENE | .[illegible] | 1.1 | 2.1 | .3 | | | | | | | | [illegible] | 7 |
| E | .[illegible] | 1.6 | 2.[illegible] | 1.[illegible] | | | | | | | | [illegible] | 7 |
| ESE | .[illegible] | .6 | 1.[illegible] | .1 | | | | | | | | [illegible] | [illegible] |
| SE | .1 | .[illegible] | 1.[illegible] | .1 | | | | | | | | 1.7 | 7 |
| SSE | .[illegible] | 1.4 | 1.1 | .7 | | | | | | | | [illegible] | 7 |
| S | .[illegible] | 4.1 | 11.1 | 1[illegible].5 | 3.6 | 1.[illegible] | | | | | | [illegible] | 11 |
| SSW | .[illegible] | 1.4 | 6.[illegible] | 7.2 | 2.3 | .6 | | | | | | [illegible] | 11 |
| SW | | .[illegible] | 1.7 | 1.1 | .[illegible] | .2 | | | | | | [illegible] | 11 |
| WSW | | .[illegible] | .[illegible] | .1 | | | | | | | | .[illegible] | [illegible] |
| W | .1 | .1 | .1 | | | | | | | | | .[illegible] | 5 |
| WNW | .[illegible] | | | | | | | | | | | .1 | 2 |
| NW | | | | | | | | | | | | | |
| NNW | | .[illegible] | .[illegible] | .5 | .2 | | | | | | | 1.[illegible] | 11 |
| VARBL | 1.[illegible] | .1 | | | | | | | | | | 1.[illegible] | [illegible] |
| CALM | | | | | | | | | | | | . | |
| | [illegible].[illegible] | 17.2 | 34.[illegible] | 32.5 | 6.7 | 1.8 | | | | | | [illegible] | [illegible] |

TOTAL NUMBER OF OBSERVATIONS [illegible]

USAFETAC FORM JUL 64 0 8 5 (OL A) PREVIOUS EDITIONS OF THIS FORM ARE OBSOLETE

USAFETAC CLIMATOLOGY BRANCH
USAFETAC
USAF WEATHER SERVICE/MAC

# SURFACE WIND

## PERCENTAGE FREQUENCY OF WIND DIRECTION AND SPEED (FROM HOURLY OBSERVATIONS)

STATION [illegible] STATION NAME ATSUGI NAS JAPAN YEARS 74-[illegible] MONTH

CLASS ALL WEATHER HOURS (L S [illegible]-1

CONDITION

| SPEED (KNTS) DIR. | 1 - 3 | 4 - 6 | 7 - 10 | 11 - 16 | 17 - 21 | 22 - 27 | 28 - 33 | 34 - 40 | 41 - 47 | 48 - 55 | ≥56 | % | MEAN WIND SPEED |
|---|---|---|---|---|---|---|---|---|---|---|---|---|---|
| N | .[illegible] | 1.[illegible] | 4.4 | 1.7 | .2 | .1 | | | | | | [illegible] | |
| NNE | .[illegible] | 2.[illegible] | [illegible] | .[illegible] | | | | | | | | .[illegible] | |
| NE | .[illegible] | 2.[illegible] | 1.[illegible] | .1 | | | | | | | | [illegible] | |
| ENE | .[illegible] | 1.[illegible] | 1.[illegible] | .1 | | | | | | | | [illegible] | |
| E | .[illegible] | 2.5 | 1.[illegible] | .[illegible] | | | | | | | | [illegible] | |
| ESE | .[illegible] | 1.[illegible] | 1.[illegible] | .1 | | | | | | | | [illegible] | |
| SE | .[illegible] | .[illegible] | 1.[illegible] | .1 | | | | | | | | [illegible] | |
| SSE | 1.[illegible] | 1.[illegible] | 1.[illegible] | .5 | .1 | | | | | | | [illegible] | |
| S | 1.[illegible] | 4.1 | 12.[illegible] | 14.[illegible] | 1.8 | 1.[illegible] | .2 | | | | | [illegible] | 1 |
| SSW | .[illegible] | 1.4 | 4.[illegible] | [illegible].5 | [illegible].9 | .6 | | | | | | [illegible] | 1 |
| SW | .[illegible] | .[illegible] | .[illegible] | .7 | .6 | .2 | | | | | | [illegible] | 1 |
| WSW | .[illegible] | .3 | .[illegible] | | | | | | | | | [illegible] | |
| W | | | | | | | | | | | | | |
| WNW | .1 | .1 | | | | | | | | | | [illegible] | |
| NW | | | .1 | .1 | | | | | | | | [illegible] | |
| NNW | | .[illegible] | .[illegible] | .3 | .2 | .1 | | | | | | [illegible] | 1 |
| VARBL | [illegible].4 | .6 | | | | | | | | | | [illegible] | |
| CALM | | | | | | | | | | | | [illegible] | |
| | 1[illegible].[illegible] | 20.4 | 36.[illegible] | 24.4 | 5.9 | 2.0 | .2 | | | | | 1[illegible].[illegible] | |

TOTAL NUMBER OF OBSERVATIONS [illegible]

[illegible] CLIMATOLOGY BRANCH
USAFETAC
[illegible] WEATHER SERVICE/MAC

# SURFACE WINI

## PERCENTAGE FREQUENCY OF WIND DIRECTION AND SPEED (FROM HOURLY OBSERVATIONS)

[illegible] ATSUGI NAS JAPAN 74-[illegible]
STATION STATION NAME YEARS MONTH

ALL WEATHER
CLASS HOURS (L

CONDITION

| SPEED (KNTS) DIR | 1 - 3 | 4 - 6 | 7 - 10 | 11 - 16 | 17 - 21 | 22 - 27 | 28 - 33 | 34 - 40 | 41 - 47 | 48 - 55 | ≥56 | % | A V S |
|---|---|---|---|---|---|---|---|---|---|---|---|---|---|
| N | 1.[illegible] | 3.[illegible] | 7.[illegible] | 3.[illegible] | .[illegible] | | | | | | | [illegible] | |
| NNE | [illegible] | 3.9 | 5.[illegible] | 1.4 | .1 | | | | | | | 1[illegible] | |
| NE | 1.4 | 2.2 | 7.2 | .3 | | | | | | | | [illegible] | |
| ENE | 1.[illegible] | 1.7 | 2.[illegible] | .2 | | | | | | | | [illegible] | |
| E | 1.[illegible] | .[illegible] | .7 | .1 | | | | | | | | [illegible] | |
| ESE | .[illegible] | .3 | .5 | | | | | | | | | 1.[illegible] | |
| SE | .[illegible] | .7 | .5 | | | | | | | | | [illegible].2 | |
| SSE | 1.[illegible] | 1.[illegible] | .5 | .2 | | | | | | | | [illegible] | |
| S | [illegible].2 | 5.2 | 7.6 | 4.2 | 1.6 | .5 | .5 | | | | | [illegible] | |
| SSW | .[illegible] | 1.[illegible] | 2.[illegible] | 3.5 | 1.5 | .1 | | | | | | [illegible] | |
| SW | .[illegible] | .7 | .[illegible] | .3 | .3 | .1 | | | | | | [illegible].1 | |
| WSW | .[illegible] | .[illegible] | .1 | | | | | | | | | [illegible] | |
| W | | .[illegible] | | | | | | | | | | [illegible] | |
| WNW | .[illegible] | | .1 | | | | | | | | | [illegible] | |
| NW | .1 | .1 | .1 | | | | | | | | | [illegible] | |
| NNW | .[illegible] | .[illegible] | .7 | .3 | .1 | | | | | | | [illegible] | |
| VARBL | [illegible] | 1.[illegible] | | | | | | | | | | .1 | |
| CALM | | | | | | | | | | | | [illegible] | |
| | 24.[illegible] | 2[illegible].3 | 3[illegible].7 | 13.6 | 3.9 | .7 | .5 | | | | | 1[illegible] | |

TOTAL NUMBER OF OBSERVATIONS

USAFETAC FORM JUL 64 0 8 5 (OL A) PREVIOUS EDITIONS OF THIS FORM ARE OBSOLETE

[illegible] CLIMATOLOGY BRANCH
USAFETAC
[illegible] WEATHER SERVICE/MAC

# SURFACE WI[illegible]

## PERCENTAGE FREQUENCY OF WIND DIRECTION AND SPEED (FROM HOURLY OBSERVATIONS)

[illegible] ATSUGI NAS JAPAN [illegible]
STATION STATION NAME YEARS

ALL WEATHER
CLASS HOURS

CONDITION

| SPEED (KNTS) DIR. | 1 - 3 | 4 - 6 | 7 - 10 | 11 - 16 | 17 - 21 | 22 - 27 | 28 - 33 | 34 - 40 | 41 - 47 | 48 - 55 | ≥56 | % |
|---|---|---|---|---|---|---|---|---|---|---|---|---|
| N | 7.[illegible] | 11.3 | [illegible] | 3.4 | .1 | | | | | | | [illegible] |
| NNE | [illegible] | 7.[illegible] | 4.3 | .[illegible] | | | | | | | | [illegible] |
| NE | 1.[illegible] | 2.7 | 1.[illegible] | | | | | | | | | [illegible] |
| ENE | 1.[illegible] | 1.[illegible] | .[illegible] | | | | | | | | | [illegible] |
| E | .[illegible] | .[illegible] | | | | | | | | | | [illegible] |
| ESE | .[illegible] | .7 | .1 | | .1 | | | | | | | 1.[illegible] |
| SE | .[illegible] | .5 | .1 | | | | | | | | | [illegible] |
| SSE | .[illegible] | .7 | .1 | | .1 | | | | | | | [illegible] |
| S | 2.4 | 1.5 | 2.[illegible] | 2.3 | 1.3 | .6 | | | | | | [illegible] |
| SSW | .[illegible] | 1.3 | 1.1 | 1.5 | .5 | .1 | | | | | | .4 |
| SW | .[illegible] | .7 | .3 | .3 | | | | | | | | 1.[illegible] |
| WSW | .[illegible] | .[illegible] | | | | | | | | | | [illegible] |
| W | .[illegible] | | | | | | | | | | | [illegible] |
| WNW | 1.1 | .7 | | | | | | | | | | 1.[illegible] |
| NW | .[illegible] | .2 | .1 | | | | | | | | | 1.1 |
| NNW | 1.4 | 1.5 | 1.[illegible] | .8 | | | | | | | | .6 |
| VARBL | 1.[illegible] | .1 | | | | | | | | | | 1.[illegible] |
| CALM | | | | | | | | | | | | .[illegible] |
| | 25.[illegible] | 31.2 | 22.3 | [illegible].1 | 2.1 | .7 | | | | | | [illegible] |

TOTAL NUMBER OF OBSERVATIONS

USAFETAC FORM JUL 64 0 8 5 (OL A) PREVIOUS EDITIONS OF THIS FORM ARE OBSOLETE

[illegible] CLIMATOLOGY BRANCH
USAFETAC
[illegible] WEATHER STATIC[illegible]

# SURFACE WI[illegible]

## PERCENTAGE FREQUENCY OF WIND DIRECTION AND SPEED (FROM HOURLY OBSERVATIONS)

[illegible] STATION — [illegible] STATION NAME — [illegible] YEARS

ALL WEATHER
CLASS — HOURS

CONDITION

| SPEED (KNTS) DIR. | 1 - 3 | 4 - 6 | 7 - 10 | 11 - 16 | 17 - 21 | 22 - 27 | 28 - 33 | 34 - 40 | 41 - 47 | 48 - 55 | ≥56 | % |
|---|---|---|---|---|---|---|---|---|---|---|---|---|
| N | [illegible] | 15.5 | 7.7 | 1.8 | .4 | | | | | | | [illegible] |
| NNE | [illegible] | 4.9 | [illegible] | .3 | | | | | | | | [illegible] |
| NE | [illegible] | [illegible] | [illegible] | .1 | | | | | | | | [illegible] |
| ENE | [illegible] | [illegible] | .1 | | | | | | | | | [illegible] |
| E | [illegible] | [illegible] | .1 | | | | | | | | | [illegible] |
| ESE | [illegible] | .3 | | | | | | | | | | [illegible] |
| SE | [illegible] | .6 | .1 | | | | | | | | | [illegible] |
| SSE | [illegible] | [illegible] | | | | | | | | | | [illegible] |
| S | [illegible] | 2.4 | [illegible] | [illegible] | .8 | | | | | | | [illegible] |
| SSW | 1.1 | [illegible] | [illegible] | 1.4 | .5 | .1 | | | | | | [illegible] |
| SW | [illegible] | .6 | [illegible] | .4 | | .1 | | | | | | [illegible] |
| WSW | [illegible] | | | | .1 | | | | | | | [illegible] |
| W | [illegible] | .4 | | | | | | | | | | [illegible] |
| WNW | [illegible] | .5 | | | | | | | | | | [illegible] |
| NW | [illegible] | 1.1 | [illegible] | | | | | | | | | [illegible] |
| NNW | .1 | [illegible] | [illegible] | .7 | | | | | | | | [illegible] |
| VARBL | [illegible] | | | | | | | | | | | [illegible] |
| CALM | | | | | | | | | | | | [illegible] |
| | 27.8 | [illegible] | 13.3 | 5.9 | 1.8 | .3 | | | | | | [illegible] |

TOTAL NUMBER OF OBSERVATIONS

USAFETAC FORM JUL 64 0 8-5 (OL A) PREVIOUS EDITIONS OF THIS FORM ARE OBSOLETE

[illegible]AL CLIMATOLOGY BRANCH
USAFETAC
[illegible] WEATHER SERVICE/MAC

# SURFACE WI

## PERCENTAGE FREQUENCY OF WIND DIRECTION AND SPEED (FROM HOURLY OBSERVATIONS)

[illegible] ATSUGI NAS JAPAN 76-[illegible]
STATION STATION NAME YEARS

ALL WEATHER
CLASS NO

CONDITION

| SPEED (KNTS) DIR. | 1 - 3 | 4 - 6 | 7 - 10 | 11 - 16 | 17 - 21 | 22 - 27 | 28 - 33 | 34 - 40 | 41 - 47 | 48 - 55 | ≥56 | % |
|---|---|---|---|---|---|---|---|---|---|---|---|---|
| N | [illegible] | 13.[illegible] | [illegible] | 1.[illegible] | .[illegible] | | | | | | | [illegible] |
| NNE | 1.[illegible] | 3.7 | .6 | .5 | | | | | | | | [illegible] |
| NE | [illegible] | 1.[illegible] | .[illegible] | .2 | | | | | | | | [illegible] |
| ENE | .[illegible] | 1.[illegible] | .[illegible] | | | | | | | | | [illegible] |
| E | .[illegible] | 1.[illegible] | .[illegible] | | | | | | | | | [illegible] |
| ESE | 1.[illegible] | .3 | | | | | | | | | | 1.[illegible] |
| SE | .[illegible] | .[illegible] | .[illegible] | | | | | | | | | 1.[illegible] |
| SSE | 1.[illegible] | .2 | .[illegible] | | .2 | | | | | | | [illegible] |
| S | [illegible] | 6.2 | 5.2 | 2.7 | .3 | | | | | | | [illegible] |
| SSW | 1.[illegible] | 1.1 | 1.4 | 2.6 | .6 | .2 | | | | | | [illegible] |
| SW | .[illegible] | .[illegible] | 1.[illegible] | .3 | .2 | | | | | | | [illegible] |
| WSW | .[illegible] | .[illegible] | | | | | | | | | | .[illegible] |
| W | 1.[illegible] | | .[illegible] | | | | | | | | | [illegible] |
| WNW | 1.[illegible] | .6 | | | | | | | | | | [illegible] |
| NW | 1.[illegible] | .[illegible] | .[illegible] | | | | | | | | | .[illegible] |
| NNW | 1.[illegible] | 1.[illegible] | 1.[illegible] | .5 | | | | | | | | .[illegible] |
| VARBL | 1.[illegible] | | | | | | | | | | | [illegible] |
| CALM | | | | | | | | | | | | [illegible] |
| | 21.[illegible] | 3[illegible].6 | 22.[illegible] | [illegible].5 | 1.4 | .2 | | | | | | [illegible] |

TOTAL NUMBER OF OBSERVATIONS

USAFETAC FORM JUL 64 0 8 5 (OL A) PREVIOUS EDITIONS OF THIS FORM ARE OBSOLETE

[illegible] CLIMATOLOGY BRANCH
USAFETAC
[illegible] WEATHER SERVICE/MAC

# SURFACE W

## PERCENTAGE FREQUENCY OF WIND DIRECTION AND SPEED (FROM HOURLY OBSERVATIONS)

[illegible] STATION [illegible] STATION NAME [illegible] YEARS

ALL WEATHER CLASS

CONDITION

| SPEED (KNTS) DIR | 1 - 3 | 4 - 6 | 7 - 10 | 11 - 16 | 17 - 21 | 22 - 27 | 28 - 33 | 34 - 40 | 41 - 47 | 48 - 55 | ≥56 | % |
|---|---|---|---|---|---|---|---|---|---|---|---|---|
| N | 1.1 | 1.[illegible] | [illegible] | 1.[illegible] | | | | | | | | |
| NNE | . | 1. | 1. | .[illegible] | .1 | | | | | | | |
| NE | .[illegible] | . | .[illegible] | .[illegible] | | | | | | | | |
| ENE | . | 1.[illegible] | 1.[illegible] | .4 | .2 | | | | | | | |
| E | . | .[illegible] | .[illegible] | .[illegible] | | | | | | | | |
| ESE | . | 1.[illegible] | . | .[illegible] | | | | | | | | |
| SE | . | .[illegible] | . | | | | | | | | | |
| SSE | . | .[illegible] | 1.[illegible] | .[illegible] | | | .1 | | | | | |
| S | 1.[illegible] | 4.[illegible] | 14.[illegible] | 16.7 | 4.7 | .[illegible] | | | | | | |
| SSW | 1.[illegible] | 2.[illegible] | 7.[illegible] | 7.6 | 1.0 | .2 | | | | | | |
| SW | .[illegible] | 1.1 | .[illegible] | .9 | .1 | | | | | | | |
| WSW | . | .[illegible] | .1 | .1 | | | | | | | | |
| W | .[illegible] | .1 | | | | | | | | | | |
| WNW | | | | | | | | | | | | |
| NW | .1 | .1 | | .1 | | | | | | | | |
| NNW | . | .[illegible] | .[illegible] | | | | | | | | | |
| VARBL | .[illegible] | .[illegible] | | | | | | | | | | |
| CALM | | | | | | | | | | | | |
| | [illegible].9 | 1[illegible].[illegible] | 34.1 | [illegible].3 | 7.6 | .4 | .1 | | | | | |

TOTAL NUMBER OF OBSERVATIONS

[illegible]

# SURFACE WI

## PERCENTAGE FREQUENCY OF WIND DIRECTION AND SPEED (FROM HOURLY OBSERVATIONS)

[illegible] STATION — [illegible] STATION NAME — [illegible] YEARS

ALL WEATHER CLASS — HOU

CONDITION

| SPEED (KNTS) DIR. | 1 - | 4 - 6 | 7 - 10 | 11 - 16 | 17 - 21 | 22 - 27 | 28 - 33 | 34 - 40 | 41 - 47 | 48 - 55 | ≥56 | % |
|---|---|---|---|---|---|---|---|---|---|---|---|---|
| N | 1.2 | 3.4 | 2.[illegible] | 1.5 | | | | | | | | [illegible] |
| NNE | .[illegible] | 1.7 | 2.[illegible] | .4 | .1 | | | | | | | [illegible] |
| NE | .[illegible] | 1.2 | .[illegible] | .7 | | | | | | | | [illegible] |
| ENE | .[illegible] | .[illegible] | 1.4 | .4 | .1 | | | | | | | [illegible] |
| E | .4 | 1.[illegible] | 2.1 | .6 | | | | | | | | [illegible] |
| ESE | .[illegible] | 1.2 | .4 | | | | | | | | | [illegible] |
| SE | 1.[illegible] | .[illegible] | .2 | | | | | | | | | [illegible] |
| SSE | .[illegible] | 1.[illegible] | .6 | .3 | | | | | | | | [illegible] |
| S | [illegible] | 1[illegible] | 15.6 | 11.2 | .[illegible] | .3 | | | | | | [illegible] |
| SSW | 1.[illegible] | [illegible] | 4.6 | 3.4 | .6 | | | | | | | 17.[illegible] |
| SW | .[illegible] | 1.3 | .[illegible] | .7 | | | | | | | | [illegible] |
| WSW | .[illegible] | .[illegible] | .1 | .2 | .1 | | | | | | | [illegible] |
| W | .[illegible] | .2 | .1 | | | | | | | | | [illegible] |
| WNW | | | | | | | | | | | | |
| NW | .1 | .1 | .[illegible] | | | | | | | | | [illegible] |
| NNW | | .1 | .3 | | | | | | | | | [illegible] |
| VARBL | .[illegible] | .[illegible] | | | | | | | | | | [illegible] |
| CALM | | | | | | | | | | | | [illegible] |
| | 12.[illegible] | [illegible] | 32.5 | [illegible] | 1.7 | .[illegible] | | | | | | [illegible] |

TOTAL NUMBER OF OBSERVATIONS

USAFETAC FORM JUL 64 0 8 5 (OL A) PREVIOUS EDITIONS OF THIS FORM ARE OBSOLETE

[illegible] PAL CLIMATOLOGY BRANCH
USAFETAC
[illegible] WEATHER SERVICE/MAC

# SURFACE WIN

## PERCENTAGE FREQUENCY OF WIND DIRECTION AND SPEED (FROM HOURLY OBSERVATIONS)

[illegible] STATION — ATSUGI NAS JAPAN STATION NAME — 74-[illegible] YEARS — [illegible] MO

ALL WEATHER CLASS — [illegible] HOURS

CONDITION

| SPEED (KNTS) DIR. | 1 - 3 | 4 - 6 | 7 - 10 | 11 - 16 | 17 - 21 | 22 - 27 | 28 - 33 | 34 - 40 | 41 - 47 | 48 - 55 | ≥56 | % |
|---|---|---|---|---|---|---|---|---|---|---|---|---|
| N | 1.[illegible] | [illegible].2 | 3.[illegible] | 1.4 | | | | | | | | 1[illegible] |
| NNE | .[illegible] | 2.[illegible] | [illegible] | .1 | | | | | | | | [illegible] |
| NE | .[illegible] | [illegible] | 1.[illegible] | .1 | | | | | | | | 4.[illegible] |
| ENE | .[illegible] | 1.4 | 1.1 | | | | | | | | | .[illegible] |
| E | [illegible].1 | 1.[illegible] | .4 | .1 | | | | | | | | [illegible] |
| ESE | .[illegible] | .[illegible] | .1 | | | | | | | | | [illegible] |
| SE | 1.[illegible] | .4 | | | | | | | | | | [illegible] |
| SSE | 1.[illegible] | 1.4 | .4 | .3 | | | | | | | | .1 |
| S | 5.[illegible] | 1[illegible].1 | 11.[illegible] | 3.6 | .3 | | | | | | | [illegible] |
| SSW | [illegible] | 2.1 | 2.[illegible] | 2.7 | .7 | | | | | | | [illegible] |
| SW | 1.1 | .[illegible] | .4 | .1 | | | | | | | | [illegible] |
| WSW | .7 | .1 | | .1 | | | | | | | | [illegible] |
| W | .[illegible] | .[illegible] | | | | | | | | | | [illegible] |
| WNW | .7 | | | | | | | | | | | [illegible] |
| NW | .[illegible] | .[illegible] | | | | | | | | | | [illegible] |
| NNW | .[illegible] | 1.[illegible] | .3 | | | | | | | | | 1.[illegible] |
| VARBL | 1.[illegible] | | | | | | | | | | | 1.[illegible] |
| CALM | | | | | | | | | | | | 11.[illegible] |
| | 24.1 | 31.7 | 22.[illegible] | [illegible].7 | 1.0 | | | | | | | 1[illegible] |

TOTAL NUMBER OF OBSERVATIONS

USAFETAC FORM JUL 64 0 8 5 (OL A) PREVIOUS EDITIONS OF THIS FORM ARE OBSOLETE

[illegible] CLIMATOLOGY BRANCH
USAFETAC
[illegible] WEATHER SERVICE/MAC

# SURFACE WI[illegible]

## PERCENTAGE FREQUENCY OF WIND DIRECTION AND SPEED (FROM HOURLY OBSERVATIONS)

[illegible] STATION | [illegible] JAPAN STATION NAME | 74-[illegible] YEARS

ALL WEATHER CLASS | HOUR

CONDITION

| SPEED (KNTS) DIR. | 1 - 3 | 4 - 6 | 7 - 10 | 11 - 16 | 17 - 21 | 22 - 27 | 28 - 33 | 34 - 40 | 41 - 47 | 48 - 55 | ≥56 | % |
|---|---|---|---|---|---|---|---|---|---|---|---|---|
| N | [illegible] | 6.2 | 3.[illegible] | 1.4 | .[illegible] | | | | | | | 14.[illegible] |
| NNE | 1.[illegible] | 3.[illegible] | 2.[illegible] | .6 | .[illegible] | | | | | | | [illegible] |
| NE | 1.[illegible] | 2.2 | .[illegible] | .3 | | | | | | | | 4.[illegible] |
| ENE | .[illegible] | 1.[illegible] | .[illegible] | .2 | .[illegible] | | | | | | | [illegible] |
| E | 1.1 | 1.4 | 1.1 | .2 | | | | | | | | 3.[illegible] |
| ESE | . | .7 | .[illegible] | .1 | | | | | | | | 1.[illegible] |
| SE | .7 | .[illegible] | .1 | | | | | | | | | 1.3 |
| SSE | 1.[illegible] | 1.4 | .7 | .1 | | | .[illegible] | | | | | [illegible] |
| S | [illegible].3 | 5.[illegible] | 9.6 | 7.3 | 1.5 | .1 | | | | | | 27.4 |
| SSW | 1.[illegible] | 2.2 | 3.6 | 3.7 | .9 | .1 | | | | | | 1[illegible] |
| SW | .[illegible] | .7 | .[illegible] | .4 | .2 | | | | | | | 2.4 |
| WSW | .[illegible] | .[illegible] | .1 | .1 | .[illegible] | | | | | | | [illegible] |
| W | .[illegible] | .1 | .[illegible] | | | | | | | | | [illegible] |
| WNW | .4 | .1 | .[illegible] | .[illegible] | | | | | | | | .[illegible] |
| NW | .[illegible] | .2 | .1 | .[illegible] | | | | | | | | .[illegible] |
| NNW | .[illegible] | .9 | .[illegible] | .1 | | | | | | | | .[illegible] |
| VARBL | [illegible] | .[illegible] | | | | | | | | | | [illegible] |
| CALM | | | | | | | | | | | | .[illegible] |
| | 21.1 | [illegible]7.7 | 24.5 | 14.4 | 2.7 | .2 | .[illegible] | | | | | 1[illegible] |

TOTAL NUMBER OF OBSERVATIONS

USAFETAC FORM JUL 64 0-8-5 (OL A) PREVIOUS EDITIONS OF THIS FORM ARE OBSOLETE

[illegible]AL CLIMATOLOGY BRANCH
USAFETAC
[illegible] WEATHER SERVICE/MAC

# SURFACE WIN

## PERCENTAGE FREQUENCY OF WIND DIRECTION AND SPEED (FROM HOURLY OBSERVATIONS)

[illegible] ATSUGI NAS JAPAN 77-[illegible] [illegible]
STATION STATION NAME YEARS MON

ALL WEATHER [illegible]
CLASS HOURS (L

CONDITION

| SPEED (KNTS) DIR. | 1 - 3 | 4 - 6 | 7 - 10 | 11 - 16 | 17 - 21 | 22 - 27 | 28 - 33 | 34 - 40 | 41 - 47 | 48 - 55 | ≥56 | % |
|---|---|---|---|---|---|---|---|---|---|---|---|---|
| N | [illegible] | 10.7 | 4.6 | 2.7 | .2 | | | | | | | [illegible] |
| NNE | 1.[illegible] | 1.7 | 2.9 | | | | | | | | | [illegible] |
| NE | 1.[illegible] | 2.[illegible] | .3 | .[illegible] | | | | | | | | [illegible] |
| ENE | .[illegible] | .[illegible] | .[illegible] | .2 | .2 | | | | | | | [illegible] |
| E | 1.[illegible] | .[illegible] | .[illegible] | .2 | | | | | | | | [illegible] |
| ESE | .[illegible] | .[illegible] | | .2 | | .2 | | | | | | 1.1 |
| SE | .[illegible] | .[illegible] | | | | | | | | | | .[illegible] |
| SSE | 1.[illegible] | .5 | | | .[illegible] | | | .[illegible] | .[illegible] | | | [illegible] |
| S | 4.[illegible] | 4.6 | 5.7 | 2.[illegible] | .9 | .2 | | | | | | [illegible] |
| SSW | 1.[illegible] | 1.7 | 3.6 | 2.7 | .2 | | | | | | | .4 |
| SW | 1.[illegible] | .[illegible] | .[illegible] | .3 | .2 | | | | | | | [illegible] |
| WSW | .[illegible] | .[illegible] | | | | | | | | | | 1.1 |
| W | .[illegible] | .2 | | | | | | | | | | [illegible] |
| WNW | 1.[illegible] | .[illegible] | | | | | | | | | | [illegible] |
| NW | 1.7 | .[illegible] | | | | | | | | | | [illegible] |
| NNW | 1.[illegible] | 1.6 | .3 | | | | | | | | | [illegible] |
| VARBL | 1.1 | | | | | | | | | | | 1.1 |
| CALM | | | | | | | | | | | | [illegible] |
| | 27.4 | [illegible]6.6 | 18.9 | [illegible].5 | 1.7 | .3 | | .2 | .2 | | | [illegible] |

TOTAL NUMBER OF OBSERVATIONS

USAFETAC FORM JUL 64 0-8-5 (OL A) PREVIOUS EDITIONS OF THIS FORM ARE OBSOLETE

[illegible] CLIMATOLOGY BRANCH
USAFETAC
[illegible] WEATHER SERVICE/MAC

# SURFACE WIND

## PERCENTAGE FREQUENCY OF WIND DIRECTION AND SPEED (FROM HOURLY OBSERVATIONS)

[illegible] STATION — ATSUGI NAS JAPAN STATION NAME — 74-[illegible] YEARS — [illegible] MONTH

ALL WEATHER CLASS — [illegible] HOURS (L S T)

CONDITION

| SPEED (KNTS) DIR. | 1 - 3 | 4 - 6 | 7 - 10 | 11 - 16 | 17 - 21 | 22 - 27 | 28 - 33 | 34 - 40 | 41 - 47 | 48 - 55 | ≥56 | % | ME WI SPE |
|---|---|---|---|---|---|---|---|---|---|---|---|---|---|
| N | 7.[illegible] | 14.2 | 5.[illegible] | 2.5 | .6 | | | | | | | [illegible] | |
| NNE | 1.[illegible] | 4.[illegible] | 1.[illegible] | .[illegible] | | | | | | | | [illegible] | |
| NE | 1.[illegible] | 1.4 | .[illegible] | | .1 | | | | | | | [illegible] | |
| ENE | .[illegible] | .[illegible] | .[illegible] | | | | | | | | | 1.[illegible] | |
| E | .[illegible] | .[illegible] | | | | | | | | | | .[illegible] | |
| ESE | .1 | | | | | | | | | | | .[illegible] | |
| SE | .1 | .[illegible] | | .1 | | | | | | | | .[illegible] | |
| SSE | .[illegible] | .4 | .1 | | .1 | | | .1 | | | | 1.4 | |
| S | 1.[illegible] | 2.6 | 3.6 | 2.[illegible] | .2 | .4 | .1 | .[illegible] | | | | [illegible] | |
| SSW | 1.[illegible] | 2.5 | 2.5 | 1.7 | .1 | | | | | | | [illegible] | |
| SW | .[illegible] | .2 | .4 | | .1 | | | | | | | 1.2 | |
| WSW | 1.1 | . | .1 | | | | | | | | | 1.[illegible] | |
| W | 1.2 | .1 | | | | | | | | | | 1.[illegible] | |
| WNW | 1.[illegible] | .4 | | | | | | | | | | 1.[illegible] | |
| NW | 2.2 | .5 | | | | | | | | | | [illegible] | |
| NNW | 3.[illegible] | 4.3 | .5 | .4 | | | | | | | | [illegible] | |
| VARBL | 1.[illegible] | | | | | | | | | | | 1.[illegible] | |
| CALM | | | | | | | | | | | | [illegible] | |
| | 26.[illegible] | 32.[illegible] | 15.2 | 6.9 | 1.4 | .4 | .1 | .4 | | | | [illegible] | |

TOTAL NUMBER OF OBSERVATIONS

USAFETAC FORM JUL 64 0 8 5 (OL A) PREVIOUS EDITIONS OF THIS FORM ARE OBSOLETE

L...AL CLIMATOLOGY BRANCH
...AFETAC
...WEATHER SERVICE/MAC

# SURFACE WIND

## PERCENTAGE FREQUENCY OF WIND DIRECTION AND SPEED (FROM HOURLY OBSERVATIONS)

47E79C — STATION
ATSUGI NAS JAPAN — STATION NAME
74-83 — YEARS
A... — MONTH
ALL WEATHER — CLASS
...00-08 — HOURS (L S T)
CONDITION

| SPEED (KNTS) DIR. | 1 - 3 | 4 - 6 | 7 - 10 | 11 - 16 | 17 - 21 | 22 - 27 | 28 - 33 | 34 - 40 | 41 - 47 | 48 - 55 | ≥56 | % | MEA WIN SPEE |
|---|---|---|---|---|---|---|---|---|---|---|---|---|---|
| N | 5.3 | 14.6 | 9.4 | 5.7 | .6 | | | | | | | 37.6 | 6 |
| NNE | 3.3 | 5.6 | 3.2 | .1 | .1 | | | | | | | 12.3 | 5 |
| NE | 1. | 2.6 | .6 | | | | | | | | | 3.2 | 4 |
| ENE | 1. | .7 | | | | | | | | | | 1. | 3 |
| E | .7 | .3 | .1 | .1 | | | | | | | | .2 | 4 |
| ESE | . | | | | | | | | | | | . | 1 |
| SE | .1 | .2 | .1 | .1 | .1 | | | | | | | .2 | 9 |
| SSE | . | .6 | .4 | | .2 | | | | | | | 1. | 6 |
| S | 1.2 | 1.4 | 1.3 | 2.2 | .3 | .9 | .1 | .1 | | | | 7.5 | 10 |
| SSW | 2.2 | 1.4 | 2.2 | 1.2 | .3 | | | | | | | 7.3 | 7 |
| SW | .6 | .7 | .4 | .2 | | | | | | | | 1.9 | 6 |
| WSW | .6 | .2 | .1 | | | | | | | | | 1. | 3 |
| W | .2 | .1 | | .1 | | | | | | | | . | 3 |
| WNW | 1. | .2 | | | | | | | | | | .4 | 2 |
| NW | 1.2 | 1.2 | .1 | | | | | | | | | .3 | 3 |
| NNW | 2.2 | 1.4 | 1.2 | | | | | | | | | .4 | 4 |
| VARBL | 2.2 | | | | | | | | | | | .2 | 1 |
| CALM | | | | | | | | | | | | .2 | |
| | 20.1 | 30.6 | 20.6 | 9.2 | 1.7 | .9 | .1 | .1 | | | | 1.2 | 5 |

TOTAL NUMBER OF OBSERVATIONS ...

USAFETAC FORM JUL 64 0-8-5 (OL A) PREVIOUS EDITIONS OF THIS FORM ARE OBSOLETE

[illegible] CLIMATOLOGY [illegible]
USAFETAC
[illegible] SERVICE/[illegible]

# SURFACE WIND[illegible]

## PERCENTAGE FREQUENCY OF WIND DIRECTION AND SPEED (FROM HOURLY OBSERVATIONS)

[illegible] STATION | [illegible] STATION NAME | 74-[illegible] YEARS | [illegible] MONTH

ALL WEATHER CLASS | [illegible] HOURS (L S T)

CONDITION

| SPEED (KNTS) DIR. | 1 - 3 | 4 - 6 | 7 - 10 | 11 - 16 | 17 - 21 | 22 - 27 | 28 - 33 | 34 - 40 | 41 - 47 | 48 - 55 | ≥56 | % | MEA[illegible] WIN[illegible] SPEE[illegible] |
|---|---|---|---|---|---|---|---|---|---|---|---|---|---|
| N | [illegible].1 | 3.[illegible] | 7.1 | 4.1 | .3 | | | | | | | [illegible] | [illegible] |
| NNE | [illegible] | 4.[illegible] | 6.1 | 1.[illegible] | .1 | | | | | | | [illegible].2 | 6 |
| NE | 1.[illegible] | 2.7 | 1.9 | .7 | .1 | | | | | | | [illegible].7 | 6 |
| ENE | 1.2 | 1.[illegible] | .6 | .1 | | | | | | | | [illegible] | 4 |
| E | .7 | 1.1 | | | | | | | | | | 1.[illegible] | 3 |
| ESE | .[illegible] | .6 | | | | | | | | | | [illegible].1 | 3 |
| SE | .4 | .4 | .1 | | | | | | | | | [illegible] | 3 |
| SSE | 1.2 | 1.7 | .7 | .4 | | .3 | | .1 | | | | [illegible] | 7 |
| S | 2.[illegible] | 4.1 | 4.9 | 6.5 | 1.2 | .5 | .1 | .1 | | | | [illegible] | 9 |
| SSW | 1.[illegible] | 2.[illegible] | 2.4 | 3.5 | 1.[illegible] | | | | | | | [illegible] | [illegible] |
| SW | .[illegible] | .7 | .[illegible] | .6 | .1 | | | | | | | [illegible].4 | 7 |
| WSW | .1 | .3 | .1 | .1 | | | | | | | | .[illegible] | 6 |
| W | .[illegible] | | | | | | | | | | | .[illegible] | 2 |
| WNW | .[illegible] | .1 | | | | | | | | | | .[illegible] | 3 |
| NW | | .[illegible] | .1 | | | | | | | | | .[illegible] | 6 |
| NNW | .[illegible] | 1.[illegible] | .[illegible] | | | | | | | | | [illegible] | 5 |
| VARBL | 5.7 | 1.[illegible] | | | | | | | | | | [illegible] | 2 |
| CALM | | | | | | | | | | | | 3.[illegible] | |
| | 22.[illegible] | 2[illegible].1 | 24.9 | 17.0 | 2.9 | 1.1 | .1 | .2 | | | | [illegible] | 7 |

TOTAL NUMBER OF OBSERVATIONS [illegible]

USAFETAC FORM JUL 64 0-8-5 (OL A) PREVIOUS EDITIONS OF THIS FORM ARE OBSOLETE

GLOBAL CLIMATOLOGY BRANCH
USAFETAC
AIR WEATHER SERVICE/MAC

# SURFACE WINDS

## PERCENTAGE FREQUENCY OF WIND DIRECTION AND SPEED (FROM HOURLY OBSERVATIONS)

47678 — STATION
TSUGU (A), JAPAN — STATION NAME
74-78 — YEARS
AUG — MONTH
ALL WEATHER — CLASS
1 (2-14) — HOURS (L S T)
CONDITION

| SPEED (KNTS) DIR. | 1 - 3 | 4 - 6 | 7 - 10 | 11 - 16 | 17 - 21 | 22 - 27 | 28 - 33 | 34 - 40 | 41 - 47 | 48 - 55 | ≥56 | % | MEAN WIND SPEED |
|---|---|---|---|---|---|---|---|---|---|---|---|---|---|
| N | .4 | 4.2 | 5.2 | 1.6 | .4 | | | | | | | 11.8 | 6.4 |
| NNE | .7 | 1.7 | 2.4 | 2.3 | | | | | | | | 6.1 | 5.0 |
| NE | .4 | 2.2 | 1.4 | .4 | .2 | | | | | | | 4.6 | 7.0 |
| ENE | .5 | 2.4 | 1.7 | .4 | .2 | | | | | | | 4.6 | 7.0 |
| E | .3 | 1.7 | 1.6 | .3 | | | | | | | | 3.9 | 6.0 |
| ESE | .2 | 1.1 | .2 | | | | | | | | | 1.5 | 5.0 |
| SE | .2 | 1.3 | .3 | .1 | | | | | | | | 1.9 | 5.0 |
| SSE | .1 | 1.2 | 1.1 | | .7 | .2 | | | | | | 3.3 | 9.0 |
| S | 1.0 | 4.0 | 11.5 | 12.5 | 3.3 | 1.2 | .1 | .2 | | | | 33.9 | 14.0 |
| SSW | .4 | 1.9 | 5.3 | 5.9 | 1.6 | .4 | .3 | | | | | 15.5 | 11.0 |
| SW | .1 | .7 | .5 | .2 | .2 | | | | | | | 4.1 | 8.0 |
| WSW | .1 | .4 | .1 | | | | | | | | | .6 | 5.0 |
| W | | .1 | | | | | | | | | | .1 | 4.0 |
| WNW | .1 | .1 | | | | | | | | | | .3 | 3.0 |
| NW | .1 | | .1 | | | | | | | | | .2 | 4.0 |
| NNW | .1 | .1 | .2 | .1 | .1 | | | | | | | 1.4 | 6.0 |
| VARBL | 3.4 | 1.5 | | | | | | | | | | 5.0 | 4.0 |
| CALM | | | | | | | | | | | | 1.1 | |
| | 10.0 | 21.5 | 34.2 | 23.6 | 6.8 | 1.8 | .4 | .2 | | | | 100.0 | 7.0 |

TOTAL NUMBER OF OBSERVATIONS 431

[illegible] CLIMATOLOGY BRANCH
USAFETAC
[illegible] WEATHER SERVICE/MAC

# SURFACE WINDS

## PERCENTAGE FREQUENCY OF WIND DIRECTION AND SPEED (FROM HOURLY OBSERVATIONS)

[illegible] STATION | ATSUGI NAS JAPAN STATION NAME | 74-[illegible] YEARS | [illegible] MONTH

ALL WEATHER CLASS | [illegible] HOURS (L.S.T.)

CONDITION

| SPEED (KNTS) DIR. | 1 - 3 | 4 - 6 | 7 - 10 | 11 - 16 | 17 - 21 | 22 - 27 | 28 - 33 | 34 - 40 | 41 - 47 | 48 - 55 | ≥56 | % | MEAN WIND SPEED |
|---|---|---|---|---|---|---|---|---|---|---|---|---|---|
| N | [illegible] | 1.2 | 2.9 | 1.6 | .1 | | | | | | | [illegible] | [illegible] |
| NNE | .7 | 1.7 | 1.6 | .8 | | | | | | | | [illegible] | 7.[illegible] |
| NE | .4 | 1.[illegible] | 1.6 | .6 | .1 | | | | | | | [illegible] | 7.4 |
| ENE | [illegible] | .7 | 1.7 | .8 | .1 | | | | | | | 3.[illegible] | [illegible] |
| E | [illegible] | 1.3 | 3.2 | 1.1 | | | | | | | | [illegible] | 6.2 |
| ESE | [illegible] | .9 | .8 | .2 | | | | | | | | [illegible].4 | 5.9 |
| SE | | [illegible] | .7 | | | | | | | | | 1.[illegible] | 6.6 |
| SSE | [illegible] | 1.4 | 1.1 | | .2 | .1 | | | | | | [illegible].2 | 7.2 |
| S | [illegible] | 4.7 | 14.7 | 17.5 | 2.5 | .8 | | | | | | [illegible] | 11.[illegible] |
| SSW | [illegible] | 1.[illegible] | 7.1 | 7.3 | 1.4 | .4 | | .1 | | | | [illegible] | 11.2 |
| SW | [illegible] | 1.4 | .3 | .8 | .4 | | | | | | | [illegible] | [illegible].6 |
| WSW | [illegible] | .2 | .6 | .2 | .1 | .1 | | | | | | 1.4 | [illegible] |
| W | .1 | .3 | .1 | .1 | | | | | | | | [illegible] | 7.[illegible] |
| WNW | | | | | | | | | | | | | |
| NW | | .1 | .2 | | | | | | | | | .3 | [illegible].7 |
| NNW | .1 | .2 | .3 | .4 | | | | | | | | 1.1 | [illegible].9 |
| VARBL | [illegible] | .4 | | | | | | | | | | [illegible] | [illegible].3 |
| CALM | | | | | | | | | | | | [illegible] | |
| | [illegible].2 | 16.9 | 37.2 | 31.3 | 5.1 | 1.4 | | .1 | | | | [illegible] | [illegible].7 |

TOTAL NUMBER OF OBSERVATIONS [illegible]

USAFETAC FORM JUL 64 0 8 5 (OL A) PREVIOUS EDITIONS OF THIS FORM ARE OBSOLETE

[illegible] CLIMATOLOGY [illegible]
[illegible]
[illegible] WEATHER SERVICE/MAC

# SURFACE WINDS

## PERCENTAGE FREQUENCY OF WIND DIRECTION AND SPEED (FROM HOURLY OBSERVATIONS)

[illegible] ATSUGI NAS JAPAN [illegible]
STATION STATION NAME YEARS MONTH

ALL WEATHER
CLASS HOURS (L S T)

CONDITION

| SPEED (KNTS) DIR. | 1 - 3 | 4 - 6 | 7 - 10 | 11 - 16 | 17 - 21 | 22 - 27 | 28 - 33 | 34 - 40 | 41 - 47 | 48 - 55 | ≥56 | % | MEAN WIND SPEED |
|---|---|---|---|---|---|---|---|---|---|---|---|---|---|
| N | [illegible] | 2.4 | [illegible] | [illegible] | .1 | | | | | | | [illegible] | [illegible] |
| NNE | [illegible] | 1.4 | 1.[illegible] | .4 | | | | | | | | [illegible] | [illegible] |
| NE | [illegible] | 2.2 | 1.[illegible] | .4 | .1 | | | | | | | [illegible] | 7.[illegible] |
| ENE | [illegible] | 1.[illegible] | 2.[illegible] | .3 | | | | | | | | [illegible] | 7.[illegible] |
| E | 1.1 | [illegible] | 1.[illegible] | .3 | | | | | | | | [illegible] | [illegible] |
| ESE | [illegible] | 1.4 | [illegible] | .1 | | | | | | | | [illegible] | [illegible] |
| SE | [illegible] | [illegible] | [illegible] | [illegible] | | | | | | | | 1.[illegible] | 5.[illegible] |
| SSE | .7 | 1.[illegible] | 1.4 | .6 | | | | | | | | [illegible] | [illegible] |
| S | 4.1 | [illegible] | 14.[illegible] | 7.[illegible] | 1.9 | .2 | .2 | | | | | [illegible] | [illegible] |
| SSW | 1.[illegible] | 4.3 | [illegible] | 4.3 | 1.4 | .1 | | | | | | 17.[illegible] | [illegible] |
| SW | 1.[illegible] | 1.3 | .7 | [illegible] | | | | | | | | [illegible] | 6.3 |
| WSW | [illegible] | .1 | .1 | .1 | | | | | | | | [illegible] | [illegible] |
| W | [illegible] | | | | | | | | | | | [illegible] | 1.[illegible] |
| WNW | [illegible] | | | | | | | | | | | [illegible] | [illegible] |
| NW | [illegible] | | | .1 | | | | | | | | [illegible] | 5.[illegible] |
| NNW | [illegible] | .7 | | .1 | | | | | | | | [illegible] | [illegible] |
| VARBL | 1.[illegible] | | | | | | | | | | | [illegible] | [illegible] |
| CALM | | | | | | | | | | | | 3.[illegible] | |
| | 1[illegible] | [illegible]7.6 | 33.2 | 16.2 | 3.5 | .3 | .2 | | | | | 1[illegible] | 7.4 |

TOTAL NUMBER OF OBSERVATIONS [illegible]

USAFETAC FORM JUL 64 0-8-5 (OL A) PREVIOUS EDITIONS OF THIS FORM ARE OBSOLETE

[illegible] CLIMATOLOGY BRANCH
[illegible]
[illegible] SERVICE [illegible]

# SURFACE WINDS

## PERCENTAGE FREQUENCY OF WIND DIRECTION AND SPEED (FROM HOURLY OBSERVATIONS)

[illegible] | [illegible] | 74-83 | [illegible]
STATION | STATION NAME | YEARS | MONTH

ALL WEATHER
CLASS

[illegible]
HOURS (L S T)

CONDITION

| SPEED (KNTS) DIR. | 1 - 3 | 4 - 6 | 7 - 10 | 11 - 16 | 17 - 21 | 22 - 27 | 28 - 33 | 34 - 40 | 41 - 47 | 48 - 55 | ≥56 | % | MEAN WIND SPEED |
|---|---|---|---|---|---|---|---|---|---|---|---|---|---|
| N | 2.7 | 5.6 | 3.9 | 1.6 | .3 | | | | | | | 13.[illegible] | [illegible] |
| NNE | 1.4 | 3.6 | 1.6 | .5 | | | | | | | | [illegible] | [illegible] |
| NE | 1.1 | 2.7 | 2.3 | .1 | | | | | | | | [illegible] | [illegible] |
| ENE | 1.1 | .[illegible] | .4 | .3 | | | | | | | | [illegible] | [illegible] |
| E | .[illegible] | [illegible] | .7 | .4 | .1 | .1 | | | | | | [illegible] | 7.[illegible] |
| ESE | 1.[illegible] | .7 | .[illegible] | | | | | | | | | [illegible] | [illegible] |
| SE | 1. | .[illegible] | | | | | | | | | | [illegible] | [illegible] |
| SSE | 1.[illegible] | .[illegible] | .[illegible] | .3 | .1 | | | | | | | [illegible] | [illegible] |
| S | .[illegible] | .[illegible] | 7.[illegible] | 4.4 | 1.[illegible] | .1 | .1 | | | | | [illegible] | [illegible] |
| SSW | .1 | 3.4 | 2.[illegible] | 3.[illegible] | .3 | | | | | | | 12.[illegible] | [illegible] |
| SW | .[illegible] | .[illegible] | .[illegible] | .[illegible] | | | | | | | | [illegible] | [illegible] |
| WSW | .[illegible] | .[illegible] | | .[illegible] | | | | | | | | [illegible] | [illegible] |
| W | .[illegible] | .[illegible] | .1 | | | | | | | | | .[illegible] | [illegible] |
| WNW | .[illegible] | .1 | | | | | | | | | | .[illegible] | [illegible] |
| NW | .[illegible] | .[illegible] | | | | | | | | | | .[illegible] | [illegible] |
| NNW | 1.[illegible] | .[illegible] | .[illegible] | | | | | | | | | .[illegible] | [illegible] |
| VARBL | .[illegible] | | | | | | | | | | | .[illegible] | [illegible] |
| CALM | | | | | | | | | | | | [illegible] | |
| | 21.[illegible] | 31.[illegible] | [illegible] | 12.[illegible] | 1.[illegible] | .[illegible] | .1 | | | | | [illegible] | [illegible] |

TOTAL NUMBER OF OBSERVATIONS [illegible]

USAFETAC FORM JUL 64 0-8-5 (OL A) PREVIOUS EDITIONS OF THIS FORM ARE OBSOLETE

[illegible] CLIMATOLOGY BRANCH
AFETAC
[illegible]

# SURFACE WINDS

## PERCENTAGE FREQUENCY OF WIND DIRECTION AND SPEED (FROM HOURLY OBSERVATIONS)

STATION [illegible] STATION NAME [illegible] YEARS [illegible] MONTH

ALL WEATHER
CLASS

[illegible]
HOURS (L.S.T.)

CONDITION

| SPEED (KNTS) DIR. | 1 - 3 | 4 - 6 | 7 - 10 | 11 - 16 | 17 - 21 | 22 - 27 | 28 - 33 | 34 - 40 | 41 - 47 | 48 - 55 | ≥56 | % | MEAN WIND SPEED |
|---|---|---|---|---|---|---|---|---|---|---|---|---|---|
| N | [illegible] | [illegible] | [illegible] | [illegible] | [illegible] | | | | | | | [illegible] | [illegible] |
| NNE | [illegible] | [illegible] | [illegible] | [illegible] | [illegible] | | | | | | | [illegible] | [illegible] |
| NE | [illegible] | [illegible] | [illegible] | [illegible] | [illegible] | | | | | | | [illegible] | [illegible] |
| ENE | [illegible] | [illegible] | [illegible] | [illegible] | [illegible] | | | | | | | [illegible] | [illegible] |
| E | [illegible] | [illegible] | [illegible] | [illegible] | [illegible] | [illegible] | | | | | | [illegible] | [illegible] |
| ESE | [illegible] | [illegible] | [illegible] | [illegible] | | [illegible] | | | | | | [illegible] | [illegible] |
| SE | [illegible] | [illegible] | [illegible] | [illegible] | [illegible] | | | | | | | [illegible] | [illegible] |
| SSE | [illegible] | [illegible] | [illegible] | [illegible] | [illegible] | [illegible] | | | | | | [illegible] | [illegible] |
| S | [illegible] | [illegible] | [illegible] | [illegible] | [illegible] | [illegible] | [illegible] | [illegible] | | | | [illegible] | [illegible] |
| SSW | [illegible] | [illegible] | [illegible] | [illegible] | [illegible] | [illegible] | [illegible] | [illegible] | | | | [illegible] | [illegible] |
| SW | [illegible] | [illegible] | [illegible] | [illegible] | [illegible] | | | | | | | [illegible] | [illegible] |
| WSW | [illegible] | [illegible] | [illegible] | [illegible] | [illegible] | [illegible] | | | | | | [illegible] | [illegible] |
| W | [illegible] | [illegible] | [illegible] | [illegible] | | | | | | | | [illegible] | [illegible] |
| WNW | [illegible] | [illegible] | | | | | | | | | | [illegible] | [illegible] |
| NW | [illegible] | [illegible] | [illegible] | [illegible] | | | | | | | | [illegible] | [illegible] |
| NNW | [illegible] | [illegible] | [illegible] | [illegible] | [illegible] | | | | | | | [illegible] | [illegible] |
| VARBL | [illegible] | [illegible] | | | | | | | | | | [illegible] | [illegible] |
| CALM | | | | | | | | | | | | [illegible] | |
| | [illegible] | [illegible] | [illegible] | [illegible] | [illegible] | [illegible] | [illegible] | [illegible] | [illegible] | | | [illegible] | [illegible] |

TOTAL NUMBER OF OBSERVATIONS [illegible]

[illegible] CLIMATOLOGY BRANCH
USAFETAC
[illegible] WEATHER SERVICE/MAC

# SURFACE WINDS

## PERCENTAGE FREQUENCY OF WIND DIRECTION AND SPEED (FROM HOURLY OBSERVATIONS)

[illegible] STATION | [illegible] STATION NAME | 77-[illegible] YEARS | [illegible] MONTH

ALL WEATHER CLASS | [illegible] HOURS (L S T)

CONDITION

| SPEED (KNTS) DIR | 1 - 3 | 4 - 6 | 7 - 10 | 11 - 16 | 17 - 21 | 22 - 27 | 28 - 33 | 34 - 40 | 41 - 47 | 48 - 55 | ≥56 | % | MEAN WIND SPEED |
|---|---|---|---|---|---|---|---|---|---|---|---|---|---|
| N | [illegible] | [illegible] | [illegible] | 4.5 | [illegible] | | | | | | | [illegible] | [illegible] |
| NNE | [illegible] | 4.7 | [illegible] | .6 | | | | | | | | [illegible] | [illegible] |
| NE | [illegible] | [illegible] | [illegible] | | | | | | | | | [illegible] | [illegible] |
| ENE | [illegible] | [illegible] | [illegible] | | | | | | | | | [illegible] | [illegible] |
| E | [illegible] | [illegible] | | | | | | | | | | [illegible] | [illegible] |
| ESE | [illegible] | [illegible] | | | | | | | | | | [illegible] | [illegible] |
| SE | [illegible] | | [illegible] | | | | | | | | | [illegible] | [illegible] |
| SSE | [illegible] | [illegible] | | | | | | | | | | [illegible] | [illegible] |
| S | [illegible] | [illegible] | [illegible] | [illegible] | [illegible] | [illegible] | | | | | | [illegible] | [illegible] |
| SSW | [illegible] | [illegible] | [illegible] | [illegible] | [illegible] | | | | | | | [illegible] | 7.7 |
| SW | [illegible] | [illegible] | | | | | | | | | | [illegible] | [illegible] |
| WSW | [illegible] | | | | | | | | | | | [illegible] | [illegible] |
| W | [illegible] | | | | | | | | | | | [illegible] | [illegible] |
| WNW | [illegible] | [illegible] | | | | | | | | | | [illegible] | [illegible] |
| NW | [illegible] | [illegible] | [illegible] | | | | | | | | | [illegible] | [illegible] |
| NNW | [illegible] | [illegible] | [illegible] | [illegible] | [illegible] | [illegible] | | | | | | [illegible] | [illegible] |
| VARBL | [illegible] | [illegible] | | | | | | | | | | [illegible] | [illegible] |
| CALM | [illegible] | | | | | | | | | | | [illegible] | |
| | 24. | [illegible] | [illegible] | [illegible] | 1.4 | [illegible] | | | | | | [illegible] | [illegible] |

TOTAL NUMBER OF OBSERVATIONS [illegible]

USAFETAC [illegible] 0-5 OL A [illegible] FORM ARE OBSOLETE

AD-A159 684 ATSUGI NAS JAPAN LIMITED SURFACE OBSERVATIONS CLIMATIC SUMMARY (LISOCS) PART A C-F(U) AIR FORCE ENVIRONMENTAL TECHNICAL APPLICATIONS CENTER SCOTT A.. FEB 85 25

UNCLASSIFIED USAFETAC/DS-85/006 F/G 4/2 NL



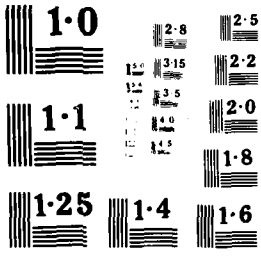
1·0
1·1
1·25
1·4
1·6
2·8
3·15
3·5
4·0
4·5
2·5
2·2
2·0
1·8

[illegible] CLIMATOLOGY BRANCH
[illegible]
[illegible] WEATHER SERVICE/MAC

# SURFACE WINDS

## PERCENTAGE FREQUENCY OF WIND DIRECTION AND SPEED (FROM HOURLY OBSERVATIONS)

[illegible] (STATION) ATSUGI NAS JAPAN (STATION NAME) 74-6[illegible] (YEARS) [illegible] (MONTH)

ALL WEATHER (CLASS)

[illegible] (HOURS (L S T))

(CONDITION)

| SPEED (KNTS) DIR. | 1 - 3 | 4 - 6 | 7 - 10 | 11 - 16 | 17 - 21 | 22 - 27 | 28 - 33 | 34 - 40 | 41 - 47 | 48 - 55 | ≥56 | % | MEAN WIND SPEED |
|---|---|---|---|---|---|---|---|---|---|---|---|---|---|
| N | [illegible].1 | 21.[illegible] | 13.7 | [illegible].[illegible] | .[illegible] | | | | | | | [illegible].[illegible] | [illegible].[illegible] |
| NNE | 1.[illegible] | 4.[illegible] | 1.[illegible] | .4 | | | | | | | | [illegible].7 | [illegible].3 |
| NE | 1.1 | 1.3 | .[illegible] | .1 | .3 | | | | | | | [illegible].[illegible] | [illegible].[illegible] |
| ENE | .1 | .3 | | | | | | | | | | [illegible].[illegible] | [illegible].7 |
| E | .4 | .[illegible] | | | | | | | | | | [illegible].[illegible] | [illegible].4 |
| ESE | | .1 | | | | | | | | | | [illegible].1 | [illegible].[illegible] |
| SE | .[illegible] | | | | | | | | | | | [illegible].[illegible] | [illegible].[illegible] |
| SSE | .[illegible] | .1 | .[illegible] | | | | | | | | | [illegible].[illegible] | [illegible].4 |
| S | 1.1 | 1.[illegible] | 1.[illegible] | 1.[illegible] | | .3 | | | | | | [illegible].[illegible] | [illegible].1 |
| SSW | .[illegible] | 1.[illegible] | 1.[illegible] | 1.[illegible] | .3 | | | | | | | [illegible].[illegible] | [illegible].1 |
| SW | .[illegible] | .[illegible] | .[illegible] | .[illegible] | | | | | | | | 1.[illegible] | [illegible].4 |
| WSW | .[illegible] | .[illegible] | | | | | | | | | | [illegible].[illegible] | [illegible].7 |
| W | .[illegible] | .1 | .[illegible] | | | | | | | | | [illegible].[illegible] | [illegible].[illegible] |
| WNW | 1.[illegible] | .1 | | | | | | | | | | 1.[illegible] | [illegible].[illegible] |
| NW | .[illegible] | .[illegible] | .1 | .1 | | | | | | | | [illegible].[illegible] | [illegible].3 |
| NNW | [illegible].4 | 4.[illegible] | 4.[illegible] | 1.[illegible] | .4 | | | | | | | 1[illegible].[illegible] | [illegible].[illegible] |
| VARBL | .4 | | | | | | | | | | | [illegible].[illegible] | [illegible].[illegible] |
| CALM | | | | | | | | | | | | [illegible].[illegible] | |
| | 2[illegible].[illegible] | 36.8 | 24.4 | 7.7 | 1.1 | .3 | | | | | | 1[illegible].[illegible] | [illegible].8 |

TOTAL NUMBER OF OBSERVATIONS 7[illegible]

USAFETAC FORM JUL 64 0-8-5 (OL A) PREVIOUS EDITIONS OF THIS FORM ARE OBSOLETE

GLOBAL CLIMATOLOGY BRANCH
USAFETAC
AIR WEATHER SERVICE/MAC

# SURFACE WINDS

## PERCENTAGE FREQUENCY OF WIND DIRECTION AND SPEED (FROM HOURLY OBSERVATIONS)

47678 (STATION) ATSUGI NAS JAPAN (STATION NAME) 74-83 (YEARS) SEP (MONTH)

ALL WEATHER (CLASS) 0400-0600 (HOURS (L.S.T.))

(CONDITION)

| SPEED (KNTS) DIR. | 1 - 3 | 4 - 6 | 7 - 10 | 11 - 16 | 17 - 21 | 22 - 27 | 28 - 33 | 34 - 40 | 41 - 47 | 48 - 55 | ≥56 | % | MEAN WIND SPEED |
|---|---|---|---|---|---|---|---|---|---|---|---|---|---|
| N | 5.2 | 18.9 | 17.4 | 9.2 | .8 | | | | | | | 51.5 | 6.6 |
| NNE | 3.4 | 5.2 | 4.2 | 1.2 | | | | | | | | 13.9 | 6.2 |
| NE | .9 | 1.6 | .7 | .2 | | | | | | | | 3.3 | 5.4 |
| ENE | .7 | .2 | .2 | .1 | | | | | | | | .1 | 5.1 |
| E | .6 | .1 | .2 | .1 | | | | | | | | 1.0 | 4.7 |
| ESE | .2 | | | .1 | | | | | | | | .3 | 4.4 |
| SE | .1 | .1 | | | | | | | | | | .2 | 4.2 |
| SSE | .2 | .2 | .1 | .2 | | | | | | | | .7 | 5.7 |
| S | .6 | .9 | 1.2 | .9 | .2 | .5 | | | | | | 4.3 | 9.7 |
| SSW | .2 | 1.1 | 1.2 | 1.1 | .2 | .1 | | | | | | 4.2 | 7.2 |
| SW | .2 | .5 | .1 | | | | | | | | | .7 | 4.4 |
| WSW | .2 | .3 | | | | | | | | | | .2 | 4.3 |
| W | .3 | .2 | .1 | | | | | | | | | 1.1 | 3.2 |
| WNW | .2 | | | | | | | | | | | .2 | 1.2 |
| NW | .3 | 1.2 | .1 | | | | | | | | | 1.6 | 4.1 |
| NNW | 1.7 | 3.4 | 3.4 | 1.2 | .3 | | | | | | | 10.0 | 6.9 |
| VARBL | 1.3 | | | | | | | | | | | 1.3 | 2.2 |
| CALM | | | | | | | | | | | | .7 | |
| | 18.2 | 33.7 | 29.2 | 10.3 | 1.6 | .6 | | | | | | 1 | 6.2 |

TOTAL NUMBER OF OBSERVATIONS 898

GLOBAL CLIMATOLOGY BRANCH
USAFETAC
AIR WEATHER SERVICE/MAC

# SURFACE WINDS

## PERCENTAGE FREQUENCY OF WIND DIRECTION AND SPEED (FROM HOURLY OBSERVATIONS)

| STATION | STATION NAME | YEARS | MONTH |
|---|---|---|---|
| [illegible] | ATSUGI NAS JAPAN | 74-[illegible] | [illegible] |

CLASS: ALL WEATHER

HOURS (L S T): [illegible]-11[illegible]

CONDITION:

| SPEED (KNTS) DIR. | 1 - 3 | 4 - 6 | 7 - 10 | 11 - 16 | 17 - 21 | 22 - 27 | 28 - 33 | 34 - 40 | 41 - 47 | 48 - 55 | ≥56 | % | MEAN WIND SPEED |
|---|---|---|---|---|---|---|---|---|---|---|---|---|---|
| N | [illegible] | [illegible].1 | 12.2 | 6.1 | 1.[illegible] | | | | | | | [illegible] | 8.2 |
| NNE | 1.[illegible] | [illegible].4 | 8.[illegible] | [illegible].3 | .3 | | | | | | | 19.4 | [illegible] |
| NE | . | 2.7 | 2.2 | 1.4 | | | | | | | | 6.[illegible] | 7.3 |
| ENE | .[illegible] | 1.6 | 1.[illegible] | .6 | | | | | | | | 3.[illegible] | 7.[illegible] |
| E | .[illegible] | .9 | .1 | .3 | .1 | | | | | | | [illegible] | [illegible].1 |
| ESE | .[illegible] | .2 | .1 | | | | | | | | | .[illegible] | 4.2 |
| SE | .[illegible] | .5 | | | | | | | | | | . | [illegible].3 |
| SSE | .[illegible] | .9 | .3 | | | | | | | | | 1.[illegible] | 4.9 |
| S | 1.[illegible] | 3.1 | 2.6 | 2.4 | .6 | .2 | | | | | | 10.4 | [illegible].5 |
| SSW | .[illegible] | .[illegible] | 2.[illegible] | 2.6 | 1.9 | .2 | | | | | | 7.6 | 12.5 |
| SW | .[illegible] | .7 | .[illegible] | .3 | .1 | | | | | | | 1.[illegible] | 7.2 |
| WSW | .1 | .1 | | .1 | | | | | | | | .3 | [illegible] |
| W | .[illegible] | .1 | | | | | | | | | | . | 2.[illegible] |
| WNW | | | | | | | | | | | | | |
| NW | .[illegible] | .1 | .1 | | | | | | | | | .[illegible] | 4.6 |
| NNW | .[illegible] | 1.[illegible] | 2.[illegible] | 2.[illegible] | .3 | | | | | | | 6.[illegible] | 6.9 |
| VARBL | 4.[illegible] | .6 | | | | | | | | | | 4.5 | 2.5 |
| CALM | | | | | | | | | | | | [illegible] | |
| | 14.1 | 27.7 | 32.2 | 19.2 | 4.4 | .5 | | | | | | 1[illegible] | 7.8 |

TOTAL NUMBER OF OBSERVATIONS [illegible]

USAFETAC FORM JUL 64 0 8 5 (OL A) PREVIOUS EDITIONS OF THIS FORM ARE OBSOLETE

[illegible] AL CLIMATOLOGY BRANCH
USAFETAC
[illegible] WEATHER SERVICE/MAC

# SURFACE WINDS

## PERCENTAGE FREQUENCY OF WIND DIRECTION AND SPEED (FROM HOURLY OBSERVATIONS)

[illegible] STATION | ATSUGI NAS JAPAN STATION NAME | 74-83 YEARS | [illegible] MONTH

ALL WEATHER CLASS | [illegible]-14[illegible] HOURS (L S T.)

CONDITION

| SPEED (KNTS) DIR. | 1 - 3 | 4 - 6 | 7 - 10 | 11 - 16 | 17 - 21 | 22 - 27 | 28 - 33 | 34 - 40 | 41 - 47 | 48 - 55 | ≥56 | % | MEAN WIND SPEED |
|---|---|---|---|---|---|---|---|---|---|---|---|---|---|
| N | 1.[illegible] | 4.4 | [illegible] | 4.[illegible] | 1.[illegible] | .1 | | | | | | [illegible] | [illegible] |
| NNE | .[illegible] | 3.[illegible] | 4.[illegible] | 2.1 | .2 | .1 | | | | | | 11.[illegible] | [illegible] |
| NE | 1.[illegible] | [illegible].4 | [illegible].1 | .7 | | | | | | | | [illegible] | 6.4 |
| ENE | .[illegible] | 2.[illegible] | 1.[illegible] | .6 | | | | | | | | [illegible].7 | 6.[illegible] |
| E | 1.[illegible] | [illegible].5 | 1.[illegible] | | | | | | | | | [illegible].1 | [illegible] |
| ESE | .1 | 1.[illegible] | .[illegible] | | | | | | | | | [illegible] | 5.4 |
| SE | .1 | .[illegible] | .[illegible] | | | | | | | | | [illegible] | [illegible] |
| SSE | .[illegible] | 1.[illegible] | .[illegible] | | .1 | | | | | | | [illegible] | [illegible] |
| S | .[illegible] | 3.[illegible] | [illegible].1 | 7.[illegible] | 1.6 | .[illegible] | | | | | | 1[illegible] | 1[illegible].4 |
| SSW | .1 | 1.1 | 3.[illegible] | [illegible].6 | 1.6 | .5 | | | | | | 1[illegible] | 12.3 |
| SW | .1 | .[illegible] | .[illegible] | .7 | .2 | | | | | | | [illegible].7 | 9.2 |
| WSW | | .[illegible] | .1 | | | | | | | | | .[illegible] | [illegible].7 |
| W | .[illegible] | | | | | | | | | | | .[illegible] | 1.5 |
| WNW | .1 | .[illegible] | | | | | | | | | | .[illegible] | [illegible].3 |
| NW | .1 | .[illegible] | .1 | | | | | | | | | .[illegible] | 4.3 |
| NNW | .4 | .[illegible] | 1.[illegible] | 2.2 | .2 | | | | | | | 4.[illegible] | 9.9 |
| VARBL | [illegible] | 1.1 | | | | | | | | | | [illegible] | 2.6 |
| CALM | | | | | | | | | | | | [illegible].2 | |
| | 1[illegible].[illegible] | [illegible].4 | 31.5 | 22.1 | 5.2 | 1.2 | | | | | | 1[illegible] | [illegible] |

TOTAL NUMBER OF OBSERVATIONS [illegible]

USAFETAC FORM JUL 64 0 8 5 (OL A) PREVIOUS EDITIONS OF THIS FORM ARE OBSOLETE

LOCAL CLIMATOLOGY BRANCH
USAFETAC
AIR WEATHER SERVICE/MAC

# SURFACE WINDS

## PERCENTAGE FREQUENCY OF WIND DIRECTION AND SPEED (FROM HOURLY OBSERVATIONS)

726790 (STATION) ATSUGI NAS JAPAN (STATION NAME) 74-83 (YEARS) DEC (MONTH)

ALL WEATHER (CLASS) 1200-1700 (HOURS (L S T))

(CONDITION)

| SPEED (KNTS) DIR. | 1 - 3 | 4 - 6 | 7 - 10 | 11 - 16 | 17 - 21 | 22 - 27 | 28 - 33 | 34 - 40 | 41 - 47 | 48 - 55 | ≥56 | % | MEAN WIND SPEED |
|---|---|---|---|---|---|---|---|---|---|---|---|---|---|
| N | .7 | 4.7 | 9.9 | 3.8 | .5 | | | | | | | 19.7 | 8.6 |
| NNE | .7 | 1.5 | 3.2 | 1.2 | .2 | .2 | | | | | | 6.8 | 8.0 |
| NE | .5 | .9 | 2.7 | .6 | | | | | | | | 4.7 | 7.3 |
| ENE | .7 | 1.5 | 3.2 | .7 | | | | | | | | 6.3 | 7.3 |
| E | 1.1 | 2.3 | 3.6 | .6 | | | | | | | | 7.6 | 7.0 |
| ESE | .5 | 1.7 | 2.4 | .3 | | | | | | | | 4.9 | 7.1 |
| SE | .7 | 1.2 | .9 | | | | | | | | | 2.8 | 5.4 |
| SSE | .7 | .6 | .2 | .1 | | | | | | | | 1.6 | 4.9 |
| S | 1.4 | 3.3 | 8.5 | 8.4 | .9 | .1 | | | | | | 22.6 | 7.8 |
| SSW | .7 | 1.7 | 5.3 | 5.1 | 1.2 | .5 | .2 | | | | | 14.9 | 10.9 |
| SW | .7 | 1.2 | .5 | .1 | | | | | | | | 2.6 | 6.6 |
| WSW | .5 | | .7 | .1 | | | | | | | | .7 | 7.2 |
| W | .1 | .1 | | .1 | | | | | | | | .3 | 6.3 |
| WNW | .7 | .1 | | | | | | | | | | .8 | 2.7 |
| NW | .5 | .2 | .2 | .1 | | | | | | | | .8 | 6.1 |
| NNW | | 1.6 | 1.1 | .2 | | | | | | | | 3.0 | 7.4 |
| VARBL | 1.0 | .6 | | | | | | | | | | 1.6 | 2.6 |
| CALM | | | | | | | | | | | | 1.6 | |
| | 9.9 | 22.7 | 43.9 | 21.7 | 2.9 | .8 | .2 | | | | | 100.0 | 7.4 |

TOTAL NUMBER OF OBSERVATIONS 736

USAFETAC FORM JUL 64 0-8-5 (OL A) PREVIOUS EDITIONS OF THIS FORM ARE OBSOLETE

[illegible] CLIMATOLOGY BRANCH
USAFETAC
[illegible] WEATHER SERVICE/MAC

# SURFACE WINDS

## PERCENTAGE FREQUENCY OF WIND DIRECTION AND SPEED (FROM HOURLY OBSERVATIONS)

[illegible] (STATION) ATSUGI NAS JAPAN (STATION NAME) 74-[illegible] (YEARS) [illegible] (MONTH)

ALL WEATHER (CLASS) [illegible] (HOURS (L S T))

CONDITION

| SPEED (KNTS) DIR. | 1 - 3 | 4 - 6 | 7 - 10 | 11 - 16 | 17 - 21 | 22 - 27 | 28 - 33 | 34 - 40 | 41 - 47 | 48 - 55 | ≥56 | % | MEAN WIND SPEED |
|---|---|---|---|---|---|---|---|---|---|---|---|---|---|
| N | 1.2 | 5.[illegible] | 6.4 | 1.9 | .1 | | .1 | | | | | 15.[illegible] | 7.[illegible] |
| NNE | 1.[illegible] | 3.[illegible] | 3.2 | .7 | .1 | | | | | | | [illegible] | 6.[illegible] |
| NE | 1.1 | 1.[illegible] | 1.4 | .5 | .1 | | | | | | | [illegible] | 6.2 |
| ENE | .[illegible] | 2.3 | 1.[illegible] | .1 | | | | | | | | 4.[illegible] | 5.0 |
| E | 1.2 | 4.1 | 1.[illegible] | .3 | | | | | | | | [illegible] | 5.6 |
| ESE | 1.1 | 1.[illegible] | .[illegible] | | | | | | | | | [illegible] | 4.[illegible] |
| SE | 1.2 | .[illegible] | .[illegible] | | | | | | | | | 2.[illegible] | 3.6 |
| SSE | .7 | 1.[illegible] | .[illegible] | .2 | | | | .2 | | | | 3.5 | [illegible] |
| S | 2.3 | 7.[illegible] | 6.1 | 2.5 | .1 | | | | | | | 1[illegible].9 | 7.[illegible] |
| SSW | 1.[illegible] | 3.6 | 3.[illegible] | [illegible].1 | .3 | | | | | | | 1[illegible].3 | 7.[illegible] |
| SW | .7 | 1.2 | .[illegible] | .5 | | | | | | | | 2.[illegible] | 5.9 |
| WSW | .[illegible] | .[illegible] | .2 | | | | | | | | | 1.[illegible] | 3.5 |
| W | .[illegible] | .[illegible] | | | | | | | | | | .[illegible] | 2.[illegible] |
| WNW | 1.[illegible] | | .1 | | | | | | | | | [illegible].1 | 3.[illegible] |
| NW | | .[illegible] | .1 | | | | | | | | | .[illegible] | 5.8 |
| NNW | .[illegible] | 1.4 | 2.[illegible] | 1.5 | | | | | | | | [illegible] | 8.1 |
| VARBL | 1.[illegible] | | | | | | | | | | | 1.[illegible] | 1.[illegible] |
| CALM | | | | | | | | | | | | [illegible] | |
| | 17.[illegible] | 36.[illegible] | 29.[illegible] | 11.2 | .[illegible] | | .1 | .2 | | | | [illegible] | [illegible] |

TOTAL NUMBER OF OBSERVATIONS [illegible]

USAFETAC FORM JUL 64 0-8-5 (OL A) PREVIOUS EDITIONS OF THIS FORM ARE OBSOLETE

[illegible]RAL CLIMATOLOGY BRANCH
[illegible] TAC
[illegible] WEATHER SERVICE/MAC

# SURFACE WINDS

## PERCENTAGE FREQUENCY OF WIND DIRECTION AND SPEED (FROM HOURLY OBSERVATIONS)

[illegible] (STATION) ATSUGI NAS JAPAN (STATION NAME) 74-[illegible] (YEARS) [illegible] (MONTH)

ALL WEATHER (CLASS) [illegible] (HOURS (L S T))

CONDITION

| SPEED (KNTS) DIR. | 1 - 3 | 4 - 6 | 7 - 10 | 11 - 16 | 17 - 21 | 22 - 27 | 28 - 33 | 34 - 40 | 41 - 47 | 48 - 55 | ≥56 | % | MEAN WIND SPEED |
|---|---|---|---|---|---|---|---|---|---|---|---|---|---|
| N | 4.7 | 12.7 | 11.[illegible] | 3.2 | .3 | | | | | | | [illegible] | [illegible] |
| NNE | [illegible] | 4.[illegible] | 1.9 | .6 | | | | | | | | [illegible] | [illegible] |
| NE | 1.[illegible] | 1.7 | .7 | .1 | | | | | | | | [illegible] | 4.[illegible] |
| ENE | .4 | 1.[illegible] | .1 | | | | | | | | | 1.[illegible] | 4.1 |
| E | 1.[illegible] | .[illegible] | .1 | | | | | | | | | [illegible] | [illegible] |
| ESE | .7 | 1.[illegible] | .3 | | | | | | | | | [illegible] | 4.4 |
| SE | 1.[illegible] | .7 | | | | | | | | | | 1.[illegible] | 3.1 |
| SSE | [illegible] | 1.3 | | | .1 | | | | .1 | | | 2.[illegible] | [illegible] |
| S | 1.[illegible] | 5.1 | 1.9 | 1.4 | .4 | .4 | | | | | | [illegible] | 7.3 |
| SSW | 1.1 | 1.[illegible] | 3.3 | 1.7 | | | | | | | | 7.[illegible] | 7.6 |
| SW | 1.[illegible] | .7 | .7 | .1 | | | | | | | | [illegible] | [illegible] |
| WSW | [illegible] | .[illegible] | .1 | | | | | | | | | 1.[illegible] | 4.[illegible] |
| W | [illegible] | .4 | | | | | | | | | | 1.[illegible] | 2.3 |
| WNW | 1.[illegible] | .1 | | | | | | | | | | [illegible] | 2.4 |
| NW | 1.4 | .7 | .3 | | | | | | | | | [illegible] | [illegible] |
| NNW | 1.4 | 2.6 | 2.5 | .7 | .3 | | | | | | | [illegible] | 6.[illegible] |
| VARBL | 1.4 | | | | | | | | | | | 1.4 | [illegible] |
| CALM | | | | | | | | | | | | [illegible] | |
| | 22.1 | 34.1 | 27.[illegible] | 7.8 | 1.1 | .4 | | | .1 | | | [illegible] | [illegible] |

TOTAL NUMBER OF OBSERVATIONS 71

USAFETAC FORM JUL 64 0-8-5 (OL A) PREVIOUS EDITIONS OF THIS FORM ARE OBSOLETE

[illegible] CLIMATOLOGY BRANCH
USAFETAC
[illegible] WEATHER SERVICE/MAC

# SURFACE WINDS

## PERCENTAGE FREQUENCY OF WIND DIRECTION AND SPEED (FROM HOURLY OBSERVATIONS)

[illegible] ATSUGI NAS JAPAN — 74-[illegible]
STATION — STATION NAME — YEARS — MONTH

ALL WEATHER — ALL
CLASS — HOURS (L S T)

CONDITION

| SPEED (KNTS) DIR. | 1 - 3 | 4 - 6 | 7 - 10 | 11 - 16 | 17 - 21 | 22 - 27 | 28 - 33 | 34 - 40 | 41 - 47 | 48 - 55 | ≥56 | % | MEAN WIND SPEED |
|---|---|---|---|---|---|---|---|---|---|---|---|---|---|
| N | [illegible] | 11.[illegible] | 11.4 | 4.1 | [illegible] | [illegible] | [illegible] | | | | | [illegible] | [illegible] |
| NNE | 1.[illegible] | 4.[illegible] | [illegible] | 1.[illegible] | .1 | [illegible] | | | | | | 11.1 | [illegible] |
| NE | 1.[illegible] | 1.[illegible] | 1.[illegible] | .[illegible] | [illegible] | | | | | | | [illegible] | [illegible] |
| ENE | [illegible] | 1.[illegible] | 1.1 | .[illegible] | | | | | | | | [illegible] | [illegible] |
| E | [illegible] | 1.[illegible] | 1.[illegible] | .[illegible] | [illegible] | | | | | | | [illegible] | [illegible] |
| ESE | [illegible] | [illegible] | .[illegible] | .1 | | | | | | | | 1.[illegible] | [illegible] |
| SE | [illegible] | .[illegible] | .[illegible] | | | | | | | | | [illegible] | 4.[illegible] |
| SSE | [illegible] | .[illegible] | .[illegible] | .1 | [illegible] | | | [illegible] | [illegible] | | | 1.[illegible] | [illegible] |
| S | 1.[illegible] | 3.[illegible] | 3.[illegible] | [illegible].3 | .6 | [illegible] | | | | | | [illegible] | [illegible].7 |
| SSW | [illegible] | 1.[illegible] | [illegible] | 2.4 | [illegible] | .2 | [illegible] | | | | | [illegible].7 | [illegible] |
| SW | [illegible] | [illegible] | [illegible] | .3 | [illegible] | | | | | | | [illegible] | [illegible] |
| WSW | [illegible] | [illegible] | .1 | [illegible] | | | | | | | | [illegible] | [illegible] |
| W | [illegible] | [illegible] | [illegible] | [illegible] | | | | | | | | [illegible] | [illegible] |
| WNW | [illegible] | .1 | [illegible] | | | | | | | | | [illegible] | [illegible] |
| NW | [illegible] | .4 | [illegible] | [illegible] | | | | | | | | [illegible].1 | [illegible] |
| NNW | 1.1 | [illegible] | 2.[illegible] | 1.4 | [illegible] | [illegible] | | | | | | [illegible] | 7.[illegible] |
| VARBL | 1.[illegible] | [illegible] | | | | | | | | | | [illegible] | 2.4 |
| CALM | | | | | | | | | | | | [illegible] | |
| | 1[illegible].7 | [illegible] | 2[illegible].7 | 1[illegible].9 | 2.4 | [illegible] | [illegible] | [illegible] | [illegible] | | | [illegible] | [illegible] |

TOTAL NUMBER OF OBSERVATIONS 55[illegible]

USAFETAC FORM [illegible] 0-5 (OL A) [illegible]

[illegible] CLIMATOLOGY BRANCH
[illegible] TAC
[illegible] SERVICE/MAC

# SURFACE WINDS

## PERCENTAGE FREQUENCY OF WIND DIRECTION AND SPEED (FROM HOURLY OBSERVATIONS)

[illegible] ATSUGI NAF JAPAN — 75-[illegible] — [illegible]
STATION — STATION NAME — YEARS — MONTH

ALL WEATHER
CLASS

[illegible]
HOURS (L S T)

CONDITION

| SPEED (KNTS) DIR. | 1 - 3 | 4 - 6 | 7 - 10 | 11 - 16 | 17 - 21 | 22 - 27 | 28 - 33 | 34 - 40 | 41 - 47 | 48 - 55 | ≥56 | % | MEAN WIND SPEED |
|---|---|---|---|---|---|---|---|---|---|---|---|---|---|
| N | [illegible] | 25.[illegible] | 17.[illegible] | 3.1 | .1 | .4 | | | | | | 1.[illegible] | [illegible] |
| NNE | [illegible] | 4.[illegible] | 3.4 | 1.4 | | | .1 | | | | | 1.[illegible] | [illegible] |
| NE | .1 | .[illegible] | .[illegible] | .[illegible] | | | | | | | | .[illegible] | 7.7 |
| ENE | .4 | | | | | | | | | | | .[illegible] | 1.5 |
| E | .[illegible] | | | | | | | | | | | .[illegible] | 2.[illegible] |
| ESE | .1 | | | | | | | | | | | .[illegible] | [illegible] |
| SE | .[illegible] | | | | | | | | | | | .[illegible] | [illegible] |
| SSE | .1 | .[illegible] | | | | | | | | | | .[illegible] | 3.7 |
| S | .4 | .3 | .[illegible] | .7 | .1 | | .1 | | | | | 1.[illegible] | 1[illegible].4 |
| SSW | .[illegible] | 1.[illegible] | .[illegible] | | .3 | | | | | | | .3 | 6.[illegible] |
| SW | | | .[illegible] | .[illegible] | .7 | .3 | | | | | | .[illegible] | 14.5 |
| WSW | .[illegible] | .1 | | .1 | | | | | | | | .[illegible] | [illegible] |
| W | .1 | | | | | | | | | | | .[illegible] | [illegible] |
| WNW | 1.[illegible] | .1 | | | | | | | | | | 1.[illegible] | [illegible].5 |
| NW | 1.[illegible] | 1.[illegible] | .4 | .3 | | | | | | | | .[illegible] | [illegible] |
| NNW | [illegible].[illegible] | 5.[illegible] | 4.[illegible] | 1.1 | .1 | | | | | | | 1[illegible].[illegible] | 5.9 |
| VARBL | 1.1 | .1 | | | | | | | | | | 1.[illegible] | 2.[illegible] |
| CALM | [illegible] | | | | | | | | | | | 4.[illegible] | |
| | 21.[illegible] | 4[illegible].[illegible] | 23.[illegible] | [illegible].5 | 1.4 | .7 | .3 | | | | | 1[illegible].[illegible] | [illegible] |

TOTAL NUMBER OF OBSERVATIONS 73[illegible]

USAFETAC FORM 0-8-5 (OL A) PREVIOUS EDITIONS OF THIS FORM ARE OBSOLETE

[illegible]

# SURFACE WINDS

## PERCENTAGE FREQUENCY OF WIND DIRECTION AND SPEED (FROM HOURLY OBSERVATIONS)

[illegible] STATION | [illegible] STATION NAME | [illegible] YEARS | [illegible] MONTH

ALL WEATHER CLASS | [illegible] HOURS (L.S.T.)

CONDITION

| SPEED (KNTS) DIR | 1 - 3 | 4 - 6 | 7 - 10 | 11 - 16 | 17 - 21 | 22 - 27 | 28 - 33 | 34 - 40 | 41 - 47 | 48 - 55 | ≥56 | % | MEAN WIND SPEED |
|---|---|---|---|---|---|---|---|---|---|---|---|---|---|
| N | 7.4 | 24.[illegible] | [illegible] | 2.5 | [illegible] | .2 | | | | | | [illegible] | [illegible] |
| NNE | [illegible] | [illegible] | [illegible] | 1.5 | | | | | | | | [illegible] | [illegible] |
| NE | 1.1 | 1.[illegible] | [illegible] | .2 | | | | | | | | [illegible] | [illegible] |
| ENE | [illegible] | [illegible] | [illegible] | | | | | | | | | 1.[illegible] | 4.1 |
| E | [illegible] | .1 | | | | | | | | | | [illegible] | [illegible] |
| ESE | | | | | | | | | | | | | |
| SE | [illegible] | | | | | | | | | | | [illegible] | 3.[illegible] |
| SSE | | | | | | | | | | | | | |
| S | [illegible] | .1 | [illegible] | .5 | | .1 | .1 | | | | | [illegible] | 12.4 |
| SSW | .1 | [illegible] | [illegible] | .2 | .5 | .1 | | | | | | [illegible] | 10.[illegible] |
| SW | .1 | .1 | [illegible] | .1 | .1 | | | | | | | [illegible] | [illegible] |
| WSW | .1 | .1 | | [illegible] | .1 | | | | | | | [illegible] | 11.4 |
| W | [illegible] | .1 | | | | | | | | | | [illegible] | [illegible] |
| WNW | [illegible] | [illegible] | .1 | | | | | | | | | [illegible] | [illegible] |
| NW | [illegible] | [illegible] | [illegible] | .4 | | | | | | | | 1.[illegible] | [illegible] |
| NNW | 1.[illegible] | 4.[illegible] | 4.4 | 1.1 | | .1 | | | | | | [illegible] | [illegible] |
| VARBL | [illegible] | [illegible] | | | | | | | | | | [illegible] | [illegible] |
| CALM | | | | | | | | | | | | [illegible] | |
| | 17.[illegible] | 4[illegible] | 29.7 | 7.3 | 1.2 | .6 | .1 | | | | | [illegible] | [illegible] |

TOTAL NUMBER OF OBSERVATIONS [illegible]

USAFETAC FORM JUL 64 0-8-5 (OL A) PREVIOUS EDITIONS OF THIS FORM ARE OBSOLETE

[illegible] AL CLIMATOLOGY BRANCH
[illegible]
[illegible] WEATHER SERVICE/MAC

# SURFACE WINDS

## PERCENTAGE FREQUENCY OF WIND DIRECTION AND SPEED (FROM HOURLY OBSERVATIONS)

[illegible] ATSUGI NAS JAPAN 74-[illegible]

STATION | STATION NAME | YEARS | MONTH

ALL WEATHER

CLASS | HOURS (L.S.T.)

CONDITION

| SPEED KNTS. DIR | 1 - 3 | 4 - 6 | 7 - 10 | 11 - 16 | 17 - 21 | 22 - 27 | 28 - 33 | 34 - 40 | 41 - 47 | 48 - 55 | ≥56 | % | MEAN WIND SPEED |
|---|---|---|---|---|---|---|---|---|---|---|---|---|---|
| N | [illegible] | 1.[illegible] | [illegible] | [illegible] | .4 | .1 | | | | | | [illegible] | [illegible] |
| NNE | [illegible] | [illegible] | [illegible] | [illegible] | .1 | | | | | | | [illegible] | [illegible] |
| NE | [illegible] | 1.1 | 1.[illegible] | [illegible] | | | | | | | | [illegible] | [illegible] |
| ENE | [illegible] | [illegible] | [illegible] | | | | | | | | | [illegible] | [illegible] |
| E | [illegible] | | .1 | | | | | | | | | [illegible] | [illegible] |
| ESE | | .1 | | | | | | | | | | [illegible] | [illegible] |
| SE | | | | | | | | | | | | | |
| SSE | [illegible] | | | | | | | | | | | [illegible] | [illegible] |
| S | [illegible] | [illegible] | | [illegible] | .1 | | | | | | | [illegible] | [illegible] |
| SSW | [illegible] | [illegible] | [illegible] | [illegible] | | | | | | | | [illegible] | [illegible] |
| SW | | [illegible] | [illegible] | [illegible] | | | | | | | | [illegible] | [illegible] |
| WSW | [illegible] | | | [illegible] | | | | | | | | [illegible] | [illegible] |
| W | [illegible] | | | .1 | | | | | | | | [illegible] | [illegible] |
| WNW | [illegible] | | | | | | | | | | | [illegible] | [illegible] |
| NW | [illegible] | 1.[illegible] | [illegible] | .1 | | | | | | | | [illegible] | [illegible] |
| NNW | 1.4 | 3.[illegible] | 4.[illegible] | 1.4 | .1 | | | | | | | [illegible] | [illegible] |
| VARBL | 1.[illegible] | | | | | | | | | | | [illegible] | [illegible] |
| CALM | | | | | | | | | | | | [illegible] | |
| | 15.[illegible] | 3[illegible].4 | 35.[illegible] | 1[illegible].6 | .8 | .1 | | | | | | [illegible] | [illegible] |

TOTAL NUMBER OF OBSERVATIONS

[illegible] OL A [illegible] THIS FORM ARE OBSOLETE

# SURFACE WINDS

PERCENTAGE FREQUENCY OF WIND
DIRECTION AND SPEED
(FROM HOURLY OBSERVATIONS)

STATION | STATION NAME | YEARS | MONTH

ALL WEATHER
CLASS | HOURS (L.S.T.)

CONDITION

| SPEED KNTS. DIR | 1 - 3 | 4 - 6 | 7 - 10 | 11 - 16 | 17 - 21 | 22 - 27 | 28 - 33 | 34 - 40 | 41 - 47 | 48 - 55 | ≥ 56 | % | MEAN WIND SPEED |
|---|---|---|---|---|---|---|---|---|---|---|---|---|---|
| N | [illegible] | [illegible] | [illegible] | [illegible] | [illegible] | [illegible] | | | | | | [illegible] | [illegible] |
| NNE | [illegible] | [illegible] | [illegible] | [illegible] | [illegible] | | | | | | | [illegible] | [illegible] |
| NE | [illegible] | [illegible] | [illegible] | [illegible] | | | | | | | | [illegible] | [illegible] |
| ENE | [illegible] | [illegible] | [illegible] | [illegible] | | | | | | | | [illegible] | [illegible] |
| E | [illegible] | [illegible] | | | | | | | | | | [illegible] | [illegible] |
| ESE | [illegible] | [illegible] | [illegible] | | | | | | | | | [illegible] | [illegible] |
| SE | [illegible] | [illegible] | | | | | | | | | | [illegible] | [illegible] |
| SSE | [illegible] | [illegible] | | | | [illegible] | | | | | | [illegible] | [illegible] |
| S | [illegible] | [illegible] | [illegible] | [illegible] | [illegible] | [illegible] | | | | | | [illegible] | [illegible] |
| SSW | [illegible] | [illegible] | [illegible] | [illegible] | [illegible] | [illegible] | | | | | | [illegible] | [illegible] |
| SW | [illegible] | [illegible] | [illegible] | [illegible] | | [illegible] | | | | | | [illegible] | [illegible] |
| WSW | [illegible] | [illegible] | [illegible] | [illegible] | | | | | | | | [illegible] | [illegible] |
| W | [illegible] | | | | | | | | | | | [illegible] | [illegible] |
| WNW | | [illegible] | | | | | | | | | | [illegible] | [illegible] |
| NW | [illegible] | [illegible] | [illegible] | [illegible] | | | | | | | | [illegible] | [illegible] |
| NNW | [illegible] | [illegible] | [illegible] | [illegible] | [illegible] | | | | | | | [illegible] | [illegible] |
| VARBL | [illegible] | [illegible] | | | | | | | | | | [illegible] | [illegible] |
| CALM | | | | | | | | | | | | [illegible] | |
| # | [illegible] | [illegible] | 34.[illegible] | [illegible] | [illegible] | [illegible] | | | | | | [illegible] | [illegible] |

TOTAL NUMBER OF OBSERVATIONS [illegible]

CAFETAC FORM 0-5-5 (OL A) PREVIOUS EDITIONS OF THIS FORM ARE OBSOLETE

# SURFACE WINDS

## PERCENTAGE FREQUENCY OF WIND DIRECTION AND SPEED (FROM HOURLY OBSERVATIONS)

STATION _____ STATION NAME _____ YEARS _____ MONTH _____

CLASS _____ HOURS (L.S.T.) _____

CONDITION _____

| SPEED KNTS DIR | 1 - 3 | 4 - 6 | 7 - 10 | 11 - 16 | 17 - 21 | 22 - 27 | 28 - 33 | 34 - 40 | 41 - 47 | 48 - 55 | ≥56 | % | MEAN WIND SPEED |
|---|---|---|---|---|---|---|---|---|---|---|---|---|---|
| N | | | | | | | | | | | | | |
| NNE | | | | | | | | | | | | | |
| NE | | | | | | | | | | | | | |
| ENE | | | | | | | | | | | | | |
| E | | | | | | | | | | | | | |
| ESE | | | | | | | | | | | | | |
| SE | | | | | | | | | | | | | |
| SSE | | | | | | | | | | | | | |
| S | | | | | | | | | | | | | |
| SSW | | | | | | | | | | | | | |
| SW | | | | | | | | | | | | | |
| WSW | | | | | | | | | | | | | |
| W | | | | | | | | | | | | | |
| WNW | | | | | | | | | | | | | |
| NW | | | | | | | | | | | | | |
| NNW | | | | | | | | | | | | | |
| VARBL | | | | | | | | | | | | | |
| CALM | | | | | | | | | | | | | |

TOTAL NUMBER OF OBSERVATIONS _____

# SURFACE WINDS

## PERCENTAGE FREQUENCY OF WIND DIRECTION AND SPEED (FROM HOURLY OBSERVATIONS)

STATION ____ STATION NAME ____ YEARS ____ MONTH ____

ALL WEATHER
CLASS ____ HOURS (L S T) ____

CONDITION ____

| SPEED (KNTS) DIR | 1 - 3 | 4 - 6 | 7 - 10 | 11 - 16 | 17 - 21 | 22 - 27 | 28 - 33 | 34 - 40 | 41 - 47 | 48 - 55 | ≥56 | % | MEAN WIND SPEED |
|---|---|---|---|---|---|---|---|---|---|---|---|---|---|
| N | | | | | | | | | | | | | |
| NNE | | | | | | | | | | | | | |
| NE | | | | | | | | | | | | | |
| ENE | | | | | | | | | | | | | |
| E | | | | | | | | | | | | | |
| ESE | | | | | | | | | | | | | |
| SE | | | | | | | | | | | | | |
| SSE | | | | | | | | | | | | | |
| S | | | | | | | | | | | | | |
| SSW | | | | | | | | | | | | | |
| SW | | | | | | | | | | | | | |
| WSW | | | | | | | | | | | | | |
| W | | | | | | | | | | | | | |
| WNW | | | | | | | | | | | | | |
| NW | | | | | | | | | | | | | |
| NNW | | | | | | | | | | | | | |
| VARBL | | | | | | | | | | | | | |
| CALM | | | | | | | | | | | | | |

TOTAL NUMBER OF OBSERVATIONS ____

USAFETAC FORM 0-9M PREVIOUS EDITIONS OF THIS FORM ARE OBSOLETE

[illegible] CLIMATOLOGY BRANCH
[illegible]
[illegible] WEATHER SERVICE/MAC

# SURFACE WINDS

## PERCENTAGE FREQUENCY OF WIND DIRECTION AND SPEED (FROM HOURLY OBSERVATIONS)

[illegible] STATION | ATSUGI [illegible] JAPAN STATION NAME | [illegible] YEARS | [illegible] MONTH

ALL WEATHER CLASS | [illegible] HOURS (L.S.T.)

CONDITION

| SPEED (KNTS) DIR. | 1 - 3 | 4 - 6 | 7 - 10 | 11 - 16 | 17 - 21 | 22 - 27 | 28 - 33 | 34 - 40 | 41 - 47 | 48 - 55 | ≥56 | % | MEAN WIND SPEED |
|---|---|---|---|---|---|---|---|---|---|---|---|---|---|
| N | [illegible] | 10.2 | 10.3 | 4.6 | .9 | | | | | | | [illegible] | [illegible] |
| NNE | [illegible].1 | 4.[illegible] | 3.[illegible] | 1.2 | .1 | | | | | | | [illegible] | [illegible] |
| NE | 1.[illegible] | 1.[illegible] | 1.1 | .7 | | | | | | | | [illegible] | [illegible] |
| ENE | 1.1 | 1.[illegible] | .1 | .1 | | | | | | | | [illegible] | [illegible] |
| E | 1.[illegible] | 1.[illegible] | [illegible] | | | | | | | | | .1 | [illegible] |
| ESE | [illegible] | .7 | | | | | | | | | | [illegible] | [illegible] |
| SE | [illegible] | .4 | | | | | | | | | | [illegible] | [illegible] |
| SSE | [illegible] | .1 | .1 | .1 | | | | | | | | [illegible] | [illegible] |
| S | .4 | .6 | 1.3 | .2 | .4 | | | | | | | [illegible] | [illegible] |
| SSW | [illegible] | 1.1 | [illegible] | 1.9 | | | | | | | | [illegible] | [illegible] |
| SW | [illegible] | .9 | [illegible] | .8 | .2 | | | | | | | [illegible] | [illegible] |
| WSW | [illegible] | .4 | .2 | [illegible] | | | | | | | | [illegible] | [illegible] |
| W | [illegible] | | .1 | .1 | | | | | | | | [illegible] | [illegible] |
| WNW | [illegible] | .7 | | | | | | | | | | [illegible] | [illegible] |
| NW | 1.[illegible] | [illegible] | [illegible] | .2 | | | | | | | | [illegible] | [illegible] |
| NNW | [illegible] | 4.[illegible] | 2.[illegible] | 1.5 | | | | | | | | [illegible] | [illegible] |
| VARBL | 1.[illegible] | .3 | | | | | | | | | | [illegible] | [illegible] |
| CALM | | | | | | | | | | | | [illegible] | |
| | 22.1 | [illegible].4 | 21.[illegible] | 12.4 | 1.7 | | | | | | | [illegible] | [illegible] |

TOTAL NUMBER OF OBSERVATIONS [illegible]

USAFETAC FORM 0-8-5 (OL A) PREVIOUS EDITIONS OF THIS FORM ARE OBSOLETE

[illegible]RAL CLIMATOLOGY BRANCH
[illegible]AFETAC
[illegible] WEATHER SERVICE/MAC

# SURFACE WINDS

## PERCENTAGE FREQUENCY OF WIND DIRECTION AND SPEED (FROM HOURLY OBSERVATIONS)

[illegible] STATION | ATSUGI NAS JAPAN STATION NAME | 74-[illegible] YEARS | [illegible] MONTH

ALL WEATHER CLASS | [illegible]-17[illegible] HOURS (L S T)

CONDITION

| SPEED (KNTS) DIR. | 1 - 3 | 4 - 6 | 7 - 10 | 11 - 16 | 17 - 21 | 22 - 27 | 28 - 33 | 34 - 40 | 41 - 47 | 48 - 55 | ≥56 | % | MEAN WIND SPEED |
|---|---|---|---|---|---|---|---|---|---|---|---|---|---|
| N | 1.[illegible] | 7.[illegible] | [illegible] | 3.7 | .3 | .3 | | | | | | [illegible] | [illegible] |
| NNE | [illegible] | 4.5 | 5.4 | 2.9 | .1 | .1 | | | | | | 1[illegible] | [illegible] |
| NE | 1.[illegible] | 3.6 | 2.7 | .7 | | | | | | | | [illegible] | [illegible].3 |
| ENE | [illegible].1 | 2.[illegible] | 1.[illegible] | | | | | | | | | 4.[illegible] | [illegible] |
| E | 1.[illegible] | 3.4 | 1.6 | | | | | | | | | [illegible] | 4.[illegible] |
| ESE | 1.[illegible] | 1.7 | .9 | | | | | | | | | [illegible] | 4.7 |
| SE | 1.[illegible] | 1.5 | .7 | | | | | | | | | .4 | 4.5 |
| SSE | [illegible] | 1.[illegible] | .2 | | | | | | | | | [illegible] | 4.7 |
| S | 1.[illegible] | 4.4 | 2.[illegible] | 1.9 | .1 | | | | | | | 1[illegible] | 7.1 |
| SSW | [illegible] | 1.7 | 2.4 | 2.[illegible] | .3 | .2 | | | | | | [illegible] | 9.[illegible] |
| SW | .4 | 1.[illegible] | .[illegible] | 1.1 | .6 | | | | | | | [illegible] | 1[illegible] |
| WSW | [illegible] | .1 | .4 | .4 | .1 | | | | | | | [illegible] | [illegible].7 |
| W | [illegible] | .1 | | .1 | | | | | | | | [illegible] | [illegible].4 |
| WNW | [illegible] | .1 | .2 | | | | | | | | | [illegible] | [illegible] |
| NW | | | .1 | .1 | .1 | | | | | | | [illegible] | 1[illegible] |
| NNW | .1 | .4 | 1.1 | 2.[illegible] | .1 | | | | | | | [illegible] | 1[illegible].7 |
| VARBL | 1.[illegible] | .4 | | | | | | | | | | [illegible] | [illegible] |
| CALM | | | | | | | | | | | | [illegible] | |
| | 1[illegible] | 3[illegible].3 | 2[illegible].5 | 1[illegible].3 | 1.2 | .7 | | | | | | 1[illegible] | [illegible] |

TOTAL NUMBER OF OBSERVATIONS [illegible]

USAFETAC FORM JUL 64 0 8 5 (OL A) PREVIOUS EDITIONS OF THIS FORM ARE OBSOLETE

[illegible] CLIMATOLOGY BRANCH
USAFETAC
[illegible] WEATHER SERVICE/MAC

# SURFACE WINDS

## PERCENTAGE FREQUENCY OF WIND DIRECTION AND SPEED (FROM HOURLY OBSERVATIONS)

[illegible] STATION | ATSUGI NAS JAPAN STATION NAME | 74-[illegible] YEARS | [illegible] MONTH

ALL WEATHER CLASS | [illegible] HOURS (L S T)

CONDITION

| SPEED (KNTS) DIR. | 1 - 3 | 4 - 6 | 7 - 10 | 11 - 16 | 17 - 21 | 22 - 27 | 28 - 33 | 34 - 40 | 41 - 47 | 48 - 55 | ≥56 | % | MEAN WIND SPEED |
|---|---|---|---|---|---|---|---|---|---|---|---|---|---|
| N | 1.[illegible] | 4.6 | 8.3 | 4.3 | .9 | .3 | | | | | | [illegible] | [illegible] |
| NNE | 1.[illegible] | 4.5 | 7.4 | 2.5 | .4 | .1 | | | | | | [illegible] | [illegible] |
| NE | 1.[illegible] | 5.3 | 4.7 | 1.7 | | | | | | | | 12.[illegible] | [illegible] |
| ENE | 1.1 | 2.[illegible] | 2.[illegible] | .7 | | | | | | | | .3 | [illegible] |
| E | .[illegible] | 1.[illegible] | .[illegible] | .1 | | | | | | | | [illegible] | [illegible] |
| ESE | .3 | 1.[illegible] | .[illegible] | | | | | | | | | [illegible] | [illegible] |
| SE | 1.[illegible] | 1.5 | .4 | | | | | | | | | .[illegible] | 4.[illegible] |
| SSE | .[illegible] | 2.[illegible] | .6 | .2 | | | | | | | | [illegible] | [illegible] |
| S | 1.1 | 2.5 | 3.1 | 2.1 | .2 | | | | | | | [illegible] | [illegible] |
| SSW | .7 | 1.1 | 2.1 | 2.6 | .9 | .2 | | | | | | [illegible] | 1[illegible] |
| SW | .[illegible] | .4 | .[illegible] | 1.[illegible] | .[illegible] | .2 | | | | | | 3.[illegible] | 12.[illegible] |
| WSW | .1 | | | .1 | .1 | | | | | | | .[illegible] | 11.[illegible] |
| W | .1 | | | | | | | | | | | .[illegible] | 1.[illegible] |
| WNW | | | | | | | | | | | | | |
| NW | | .1 | | | | | | | | | | .1 | [illegible] |
| NNW | .[illegible] | .1 | .[illegible] | 1.[illegible] | .3 | | | | | | | .4 | 11.1 |
| VARBL | [illegible] | 1.3 | | | | | | | | | | 4.[illegible] | 2.[illegible] |
| CALM | | | | | | | | | | | | 1.[illegible] | |
| | 13.[illegible] | 29.[illegible] | 30.9 | 1[illegible].1 | 3.7 | .9 | | | | | | 1[illegible] | 7.[illegible] |

TOTAL NUMBER OF OBSERVATIONS [illegible]

USAFETAC FORM JUL 64 0 8 5 (OL A) PREVIOUS EDITIONS OF THIS FORM ARE OBSOLETE

[illegible] CLIMATOLOGY BRANCH
USAFETAC
[illegible] WEATHER SERVICE/MAC

# SURFACE WINDS

## PERCENTAGE FREQUENCY OF WIND DIRECTION AND SPEED (FROM HOURLY OBSERVATIONS)

[illegible] — STATION
[illegible] JAPAN — STATION NAME
[illegible] — YEARS
[illegible] — MONTH

ALL WEATHER — CLASS
[illegible] — HOURS (L S T)

CONDITION

| SPEED (KNTS) DIR | 1 - 3 | 4 - 6 | 7 - 10 | 11 - 16 | 17 - 21 | 22 - 27 | 28 - 33 | 34 - 40 | 41 - 47 | 48 - 55 | ≥56 | % | MEAN WIND SPEED |
|---|---|---|---|---|---|---|---|---|---|---|---|---|---|
| N | 1.[illegible] | [illegible] | 14.[illegible] | 7.[illegible] | 1.[illegible] | .1 | | | | | | [illegible] | [illegible] |
| NNE | [illegible] | [illegible].6 | 9.[illegible] | 4.1 | .9 | | | | | | | [illegible].1 | [illegible] |
| NE | [illegible] | 4.6 | 1.[illegible] | .6 | | | | | | | | [illegible] | [illegible] |
| ENE | [illegible] | [illegible] | 1.[illegible] | .1 | | | | | | | | [illegible] | [illegible] |
| E | [illegible] | 1.[illegible] | .1 | | | | | | | | | [illegible] | [illegible] |
| ESE | [illegible] | .[illegible] | | | | | | | | | | [illegible] | [illegible] |
| SE | [illegible] | [illegible] | | | | | | | | | | [illegible] | [illegible] |
| SSE | [illegible] | 1.[illegible] | .1 | | | | | | | | | [illegible] | [illegible] |
| S | 1.[illegible] | .6 | 1.1 | .6 | .2 | | | | | | | [illegible] | [illegible] |
| SSW | [illegible] | [illegible] | 1.[illegible] | 1.1 | .6 | .2 | | | | | | [illegible] | 11.[illegible] |
| SW | .1 | .7 | .6 | .6 | | .1 | | | | | | [illegible] | [illegible] |
| WSW | [illegible] | | .1 | | | | | | | | | [illegible] | [illegible] |
| W | [illegible] | | | | | | | | | | | [illegible] | [illegible] |
| WNW | .1 | | | | | | | | | | | [illegible] | [illegible] |
| NW | [illegible] | .2 | | | | | | | | | | [illegible] | [illegible] |
| NNW | [illegible] | 1.[illegible] | [illegible] | [illegible].4 | .2 | | | | | | | [illegible] | [illegible] |
| VARBL | [illegible] | .1 | | | | | | | | | | [illegible] | [illegible] |
| CALM | | | | | | | | | | | | [illegible] | |
| | 15.[illegible] | [illegible] | 31.9 | 17.3 | [illegible] | [illegible] | | | | | | [illegible] | [illegible] |

TOTAL NUMBER OF OBSERVATIONS [illegible]

USAFETAC FORM JUL 64 0 8-5 (OL A) PREVIOUS EDITIONS OF THIS FORM ARE OBSOLETE

[illegible] CLIMATOLOGY BRANCH
[illegible]
[illegible] WEATHER SERVICE/MAC

# SURFACE WINDS

## PERCENTAGE FREQUENCY OF WIND DIRECTION AND SPEED (FROM HOURLY OBSERVATIONS)

[illegible] ATSUGI NAS JAPAN 74-82 [illegible]
STATION / STATION NAME / YEARS / MONTH

ALL WEATHER
CLASS

[illegible]
HOURS (L S T)

CONDITION

| SPEED (KNTS) DIR | 1 - 3 | 4 - 6 | 7 - 10 | 11 - 16 | 17 - 21 | 22 - 27 | 28 - 33 | 34 - 40 | 41 - 47 | 48 - 55 | ≥56 | % | MEAN WIND SPEED |
|---|---|---|---|---|---|---|---|---|---|---|---|---|---|
| N | [illegible] | [illegible] | [illegible] | [illegible] | [illegible] | | | | | | | [illegible] | [illegible] |
| NNE | [illegible] | [illegible] | [illegible] | [illegible] | [illegible] | | | | | | | [illegible] | [illegible] |
| NE | [illegible] | [illegible] | [illegible] | [illegible] | | | | | | | | [illegible] | [illegible] |
| ENE | [illegible] | [illegible] | | | | | | | | | | [illegible] | [illegible] |
| E | [illegible] | [illegible] | | | | | | | | | | [illegible] | [illegible] |
| ESE | [illegible] | [illegible] | | | | | | | | | | [illegible] | [illegible] |
| SE | [illegible] | | [illegible] | | | | | | | | | [illegible] | [illegible] |
| SSE | | | [illegible] | | | | [illegible] | | | | | [illegible] | [illegible] |
| S | [illegible] | [illegible] | [illegible] | [illegible] | | | [illegible] | | | | | [illegible] | [illegible] |
| SSW | [illegible] | [illegible] | [illegible] | [illegible] | | | | | | | | [illegible] | [illegible] |
| SW | [illegible] | | [illegible] | [illegible] | | | | | | | | [illegible] | [illegible] |
| WSW | | [illegible] | [illegible] | | | | | | | | | [illegible] | [illegible] |
| W | | | | | | | | | | | | | |
| WNW | [illegible] | [illegible] | | | | | | | | | | [illegible] | [illegible] |
| NW | [illegible] | [illegible] | [illegible] | | | | | | | | | [illegible] | [illegible] |
| NNW | [illegible] | [illegible] | [illegible] | [illegible] | [illegible] | | | | | | | [illegible] | [illegible] |
| VARBL | [illegible] | [illegible] | | | | | | | | | | [illegible] | [illegible] |
| CALM | | | | | | | | | | | | [illegible] | |
| | [illegible] | [illegible] | [illegible] | [illegible] | [illegible] | | [illegible] | | | | | [illegible] | [illegible] |

TOTAL NUMBER OF OBSERVATIONS [illegible]

[illegible]RAL CLIMATOLOGY BRANCH
USAFETAC
[illegible] WEATHER SERVICE/MAC

# SURFACE WINDS

## PERCENTAGE FREQUENCY OF WIND DIRECTION AND SPEED (FROM HOURLY OBSERVATIONS)

| STATION | STATION NAME | YEARS | MONTH |
|---|---|---|---|
| [illegible] | ATSUGI NAS JAPAN | 74-[illegible] | [illegible] |

CLASS: ALL WEATHER

HOURS (L S T): [illegible]

CONDITION:

| SPEED (KNTS) DIR. | 1 - 3 | 4 - 6 | 7 - 10 | 11 - 16 | 17 - 21 | 22 - 27 | 28 - 33 | 34 - 40 | 41 - 47 | 48 - 55 | ≥56 | % | MEAN WIND SPEED |
|---|---|---|---|---|---|---|---|---|---|---|---|---|---|
| N | [illegible] | 23.[illegible] | 12.7 | [illegible] | .5 | .1 | | | | | | [illegible] | [illegible] |
| NNE | [illegible] | 6.[illegible] | [illegible].1 | .7 | .1 | | | | | | | 14.[illegible] | [illegible] |
| NE | .[illegible] | 1.1 | .[illegible] | | | | | | | | | [illegible] | [illegible] |
| ENE | | .[illegible] | .1 | | | | | | | | | .[illegible] | 5.7 |
| E | .1 | .1 | | | | | | | | | | .[illegible] | [illegible] |
| ESE | | .1 | | | | | | | | | | .1 | [illegible] |
| SE | | | | | | | | | | | | | |
| SSE | .[illegible] | .4 | | | | | | | | | | .[illegible] | 3.3 |
| S | | .1 | .1 | .5 | | | | | | | | .7 | 1[illegible] |
| SSW | .[illegible] | .4 | 1.1 | .1 | | | | | | | | 1.[illegible] | [illegible] |
| SW | | .4 | .[illegible] | .2 | | | | | | | | 1.1 | [illegible] |
| WSW | | | .[illegible] | .2 | | | | | | | | .[illegible] | 11.[illegible] |
| W | .[illegible] | .1 | | | | | | | | | | .[illegible] | 3.[illegible] |
| WNW | .[illegible] | .[illegible] | | | | | | | | | | .[illegible] | 3.[illegible] |
| NW | 1.1 | 1.1 | .[illegible] | .1 | | | | | | | | .[illegible] | 4.7 |
| NNW | 2.7 | 4.[illegible] | 3.[illegible] | 1.[illegible] | .1 | | | | | | | 1[illegible] | [illegible] |
| VARBL | 1.[illegible] | | | | | | | | | | | 1.2 | [illegible] |
| CALM | | | | | | | | | | | | 7.[illegible] | |
| | 2[illegible] | 39.9 | [illegible] | 7.7 | .7 | .1 | | | | | | 1[illegible] | [illegible] |

TOTAL NUMBER OF OBSERVATIONS [illegible]7

USAFETAC FORM JUL 64 0 8 5 (OL A) PREVIOUS EDITIONS OF THIS FORM ARE OBSOLETE

[illegible] CLIMATOLOGY BRANCH
USAFETAC
[illegible] WEATHER SERVICE/MAC

# SURFACE WINDS

## PERCENTAGE FREQUENCY OF WIND DIRECTION AND SPEED (FROM HOURLY OBSERVATIONS)

[illegible] STATION | ATSUGI NAS JAPAN STATION NAME | 76-[illegible] YEARS | [illegible] MONTH

ALL WEATHER CLASS | [illegible] HOURS (L.S.T.)

CONDITION

| SPEED (KNTS) DIR. | 1 - 3 | 4 - 6 | 7 - 10 | 11 - 16 | 17 - 21 | 22 - 27 | 28 - 33 | 34 - 40 | 41 - 47 | 48 - 55 | ≥56 | % | MEAN WIND SPEED |
|---|---|---|---|---|---|---|---|---|---|---|---|---|---|
| N | 12.[illegible] | 21.5 | 15.[illegible] | 2.[illegible] | .4 | | | | | | | [illegible] | 5.[illegible] |
| NNE | .1 | 5.5 | 2.5 | 1.7 | | | | | | | | 11.1 | [illegible] |
| NE | .[illegible] | 1.1 | .7 | | | | | | | | | 2.7 | 5.2 |
| ENE | .[illegible] | .3 | .1 | .1 | | | | | | | | 1.[illegible] | 4.9 |
| E | .1 | .1 | .1 | | | | | | | | | .[illegible] | 5.7 |
| ESE | .1 | | | | | | | | | | | .1 | 3.[illegible] |
| SE | .1 | | | | | | | | | | | .1 | 1.[illegible] |
| SSE | .4 | | .7 | | | | | | | | | .7 | [illegible] |
| S | .[illegible] | 1.7 | .1 | .4 | | | | | | | | 2.[illegible] | 6.[illegible] |
| SSW | .[illegible] | .4 | .7 | .6 | .1 | .1 | | | | | | 2.4 | [illegible] |
| SW | .[illegible] | .7 | .5 | .1 | | | | | | | | 1.3 | 6.[illegible] |
| WSW | .1 | .1 | .1 | .3 | .1 | .1 | | | | | | [illegible] | 11.4 |
| W | .[illegible] | .1 | .3 | .3 | | | | | | | | 1.1 | [illegible] |
| WNW | .[illegible] | .1 | | | | | | | | | | .[illegible] | [illegible] |
| NW | 1.1 | 1.1 | .7 | | | | | | | | | 2.[illegible] | 3.8 |
| NNW | 3.[illegible] | 6.[illegible] | 4.1 | 1.[illegible] | .1 | | | | | | | [illegible] | 5.6 |
| VARBL | .7 | .3 | | | | | | | | | | 1.[illegible] | 2.[illegible] |
| CALM | | | | | | | | | | | | [illegible] | |
| | 22.5 | 3[illegible].3 | 25.[illegible] | 5.8 | .8 | .3 | | | | | | [illegible] | [illegible] |

TOTAL NUMBER OF OBSERVATIONS [illegible]

USAFETAC FORM JUL 64 0-8-5 (OL A) PREVIOUS EDITIONS OF THIS FORM ARE OBSOLETE

L[illegible]AL CLIMATOLOGY BRANCH
USAFETAC
A[illegible] WEATHER SERVICE/MAC

# SURFACE WINDS

## PERCENTAGE FREQUENCY OF WIND DIRECTION AND SPEED (FROM HOURLY OBSERVATIONS)

| STATION | STATION NAME | YEARS | MONTH |
|---|---|---|---|
| [illegible] | ATSUGI NAS JAPAN | 74-[illegible] | [illegible] |

CLASS: ALL WEATHER

HOURS (L S T): ALL

CONDITION:

| SPEED (KNTS) DIR | 1 - 3 | 4 - 6 | 7 - 10 | 11 - 16 | 17 - 21 | 22 - 27 | 28 - 33 | 34 - 40 | 41 - 47 | 48 - 55 | ≥56 | % | MEAN WIND SPEED |
|---|---|---|---|---|---|---|---|---|---|---|---|---|---|
| N | 4.3 | 13.[illegible] | 13.1 | [illegible].1 | .6 | .2 | .0 | | | | | [illegible].4 | 7.4 |
| NNE | [illegible].2 | 5.4 | 5.[illegible] | 2.3 | .3 | .[illegible] | .[illegible] | | | | | 1[illegible].4 | 7.2 |
| NE | 1.1 | 2.[illegible] | 1.[illegible] | .8 | .[illegible] | | | | | | | 5.7 | 6.6 |
| ENE | .[illegible] | 1.[illegible] | .[illegible] | .2 | .[illegible] | | | | | | | [illegible] | 5.6 |
| E | 1.[illegible] | 1.2 | .[illegible] | .1 | | | | | | | | [illegible] | 5.1 |
| ESE | .[illegible] | .6 | .4 | | | | | | | | | 1.2 | [illegible].2 |
| SE | .[illegible] | .4 | .1 | .[illegible] | | | | | | | | .[illegible] | 4.4 |
| SSE | .[illegible] | .6 | .[illegible] | .1 | | .[illegible] | .[illegible] | | | | | 1.[illegible] | 5.4 |
| S | .[illegible] | 1.[illegible] | 1.7 | .9 | .2 | .[illegible] | .[illegible] | | .[illegible] | | | .3 | 7.9 |
| SSW | .[illegible] | 1.[illegible] | 1.[illegible] | 1.1 | .4 | .1 | | .[illegible] | | | | 4.5 | 9.3 |
| SW | .[illegible] | .7 | .[illegible] | .4 | .2 | .1 | | | | | | 2.4 | [illegible] |
| WSW | .[illegible] | .3 | .1 | .2 | .[illegible] | .[illegible] | | | | | | 1.1 | [illegible] |
| W | .[illegible] | .1 | .[illegible] | .[illegible] | | | | | | | | .[illegible] | 2.[illegible] |
| WNW | .[illegible] | .2 | .[illegible] | .[illegible] | | | | | | | | .[illegible] | 3.[illegible] |
| NW | .[illegible] | .7 | .[illegible] | .1 | | | | | | | | [illegible] | 4.6 |
| NNW | 1.[illegible] | 3.4 | 3.[illegible] | 1.1 | .1 | .[illegible] | | | | | | [illegible] | 6.[illegible] |
| VARBL | [illegible] | .3 | | | | | | | | | | [illegible].3 | 2.4 |
| CALM | | | | | | | | | | | | 4.[illegible] | |
| | 1[illegible].[illegible] | 3[illegible].3 | 2[illegible].[illegible] | 12.3 | 2.1 | .6 | .1 | .[illegible] | .[illegible] | | | 1[illegible] | [illegible].7 |

TOTAL NUMBER OF OBSERVATIONS [illegible]

USAFETAC FORM JUL 64 0 8 5 (OL A) PREVIOUS EDITIONS OF THIS FORM ARE OBSOLETE

GLOBAL CLIMATOLOGY BRANCH
USAFETAC
AIR WEATHER SERVICE/MAC

# SURFACE WINDS

## PERCENTAGE FREQUENCY OF WIND DIRECTION AND SPEED (FROM HOURLY OBSERVATIONS)

| STATION | STATION NAME | YEARS | MONTH |
|---|---|---|---|
| [illegible]76792 | ATSUGI NAS JAPAN | 74-83 | [illegible] |

CLASS: ALL WEATHER

HOURS (L S T): [illegible]

CONDITION:

| SPEED (KNTS) DIR. | 1 - 3 | 4 - 6 | 7 - 10 | 11 - 16 | 17 - 21 | 22 - 27 | 28 - 33 | 34 - 40 | 41 - 47 | 48 - 55 | ≥56 | % | MEAN WIND SPEED |
|---|---|---|---|---|---|---|---|---|---|---|---|---|---|
| N | 6.[illegible] | 16.4 | 11.1 | 2.3 | .6 | .1 | .4 | | | | | [illegible] | [illegible] |
| NNE | 2.[illegible] | 3.3 | 4.[illegible] | 1.[illegible] | .3 | | | | | | | 11.2 | [illegible] |
| NE | 1.1 | .[illegible] | .[illegible] | .3 | | | | | | | | [illegible] | [illegible] |
| ENE | 1.1 | .[illegible] | .1 | | | | | | | | | [illegible] | [illegible] |
| E | .4 | .4 | .[illegible] | | | | | | | | | [illegible] | 4.[illegible] |
| ESE | .1 | .1 | | | | | | | | | | [illegible] | 3.5 |
| SE | .[illegible] | .4 | | .1 | | | | | | | | [illegible] | 4.1 |
| SSE | .[illegible] | | .4 | .1 | | | | | | | | 1.3 | 4.[illegible] |
| S | .[illegible] | .8 | .9 | .1 | | | | | | | | 2.4 | 5.7 |
| SSW | .[illegible] | .6 | .[illegible] | .8 | .1 | | | | | | | [illegible] | 6.1 |
| SW | .1 | 1.1 | .[illegible] | .4 | .1 | | | | | | | [illegible] | 7.6 |
| WSW | .1 | .8 | .1 | | | .1 | | | | | | 1.[illegible] | 7.1 |
| W | .[illegible] | .3 | | | | | | | | | | 1.[illegible] | 2.[illegible] |
| WNW | .[illegible] | .6 | | | | | | | | | | 1.[illegible] | 3.4 |
| NW | 3.4 | 3.[illegible] | .4 | | | | | | | | | 6.[illegible] | 3.6 |
| NNW | 3.[illegible] | 6.7 | 4.7 | .5 | | .3 | | | | | | [illegible] | 5.[illegible] |
| VARBL | 1.5 | .4 | | | | | | | | | | 1.[illegible] | 2.[illegible] |
| CALM | | | | | | | | | | | | 7.4 | |
| | 2[illegible].2 | 36.3 | 23.5 | 5.5 | 1.1 | .5 | .4 | | | | | [illegible] | 5.4 |

TOTAL NUMBER OF OBSERVATIONS 7[illegible]3

USAFETAC FORM JUL 64 0-8-5 (OL A) PREVIOUS EDITIONS OF THIS FORM ARE OBSOLETE

L [illegible] CLIMATOLOGY BRANCH
USAFETAC
[illegible] WEATHER SERVICE/MAC

# SURFACE WINDS

## PERCENTAGE FREQUENCY OF WIND DIRECTION AND SPEED (FROM HOURLY OBSERVATIONS)

[illegible] STATION | ATSUGI NAS JAPAN STATION NAME | 74-[illegible] YEARS | [illegible] MONTH

ALL WEATHER CLASS | [illegible] HOURS (L S T)

CONDITION

| SPEED (KNTS) DIR. | 1 - 3 | 4 - 6 | 7 - 10 | 11 - 16 | 17 - 21 | 22 - 27 | 28 - 33 | 34 - 40 | 41 - 47 | 48 - 55 | ≥56 | % | MEAN WIND SPEED |
|---|---|---|---|---|---|---|---|---|---|---|---|---|---|
| N | [illegible] | 9.3 | 7.7 | 3.6 | .6 | | | | | | | [illegible] | 7.4 |
| NNE | [illegible] | 4.[illegible] | 3.[illegible] | 1.[illegible] | .3 | .2 | | | | | | 1.[illegible] | 6.[illegible] |
| NE | 1.1 | 3.3 | 1.1 | .2 | | | | | | | | .6 | 5.3 |
| ENE | .7 | 1.[illegible] | 1.[illegible] | .2 | | | | | | | | [illegible] | 5.7 |
| E | [illegible] | 2.[illegible] | .[illegible] | .1 | | | | | | | | [illegible] | 4.4 |
| ESE | [illegible] | .[illegible] | .4 | | | | | | | | | [illegible] | 4.4 |
| SE | [illegible] | .[illegible] | .1 | | | | | | | | | [illegible] | 3.[illegible] |
| SSE | [illegible] | [illegible] | .1 | .1 | | | | | | | | 1.[illegible] | 4.3 |
| S | [illegible].1 | 2.[illegible] | 1.[illegible] | .4 | .1 | | | | | | | [illegible].1 | 5.7 |
| SSW | [illegible].1 | 2.[illegible] | 1.[illegible] | .3 | .3 | .1 | | | | | | [illegible].3 | 6.1 |
| SW | 1.[illegible] | 1.3 | .[illegible] | .4 | .1 | | | | | | | [illegible] | [illegible].2 |
| WSW | [illegible] | .[illegible] | .[illegible] | .[illegible] | | | | | | | | [illegible] | 3.[illegible] |
| W | 1.2 | .3 | | | | | | | | | | 1.[illegible] | 4.4 |
| WNW | 1.[illegible] | .4 | | | | | | | | | | .[illegible] | 2.7 |
| NW | .[illegible] | .4 | .[illegible] | | | | | | | | | 1.[illegible] | 3.6 |
| NNW | .[illegible] | 2.[illegible] | 2.6 | 1.[illegible] | | | | | | | | .6 | 7.1 |
| VARBL | 2.[illegible] | .7 | | | | | | | | | | .[illegible] | 2.[illegible] |
| CALM | | | | | | | | | | | | .[illegible] | |
| | 25.[illegible] | 34.[illegible] | 21.[illegible] | [illegible].[illegible] | 1.6 | .3 | | | | | | 1.[illegible].[illegible] | [illegible].6 |

TOTAL NUMBER OF OBSERVATIONS [illegible]71

USAFETAC FORM JUL 64 0-8-5 (OL A) PREVIOUS EDITIONS OF THIS FORM ARE OBSOLETE

[illegible] CLIMATOLOGY BRANCH
USAFETAC
[illegible] WEATHER SERVICE/MAC

# SURFACE WINDS

## PERCENTAGE FREQUENCY OF WIND DIRECTION AND SPEED (FROM HOURLY OBSERVATIONS)

[illegible] STATION | SASEBO NAS, JAPAN STATION NAME | 74-83 YEARS | [illegible] MONTH

ALL WEATHER CLASS | [illegible] HOURS (L S T)

CONDITION

| SPEED (KNTS) DIR. | 1 - 3 | 4 - 6 | 7 - 10 | 11 - 16 | 17 - 21 | 22 - 27 | 28 - 33 | 34 - 40 | 41 - 47 | 48 - 55 | ≥56 | % | MEAN WIND SPEED |
|---|---|---|---|---|---|---|---|---|---|---|---|---|---|
| N | 1.[illegible] | 4.3 | [illegible].6 | [illegible].[illegible] | 1.[illegible] | | | | | | | 17.[illegible] | [illegible].[illegible] |
| NNE | .[illegible] | [illegible].5 | 4.4 | 2.[illegible] | .6 | | | | | | | 1[illegible].[illegible] | [illegible].[illegible] |
| NE | .[illegible] | 2.[illegible] | 3.2 | .9 | .1 | | | | | | | 7.[illegible] | 7.[illegible] |
| ENE | .[illegible] | 1.[illegible] | 1.4 | .[illegible] | | | | | | | | 3.7 | 6.9 |
| E | [illegible].[illegible] | 3.[illegible] | 3.4 | .[illegible] | | | | | | | | [illegible].7 | 5.9 |
| ESE | .4 | 2.2 | 1.[illegible] | | | | | | | | | [illegible].4 | 6.[illegible] |
| SE | .[illegible] | 1.[illegible] | .[illegible] | | | | | | | | | [illegible].[illegible] | 5.1 |
| SSE | .[illegible] | 1.[illegible] | .4 | .[illegible] | | | | | | | | 2.[illegible] | 5.[illegible] |
| S | 1.[illegible] | 4.[illegible] | [illegible].[illegible] | 2.[illegible] | .3 | | | .1 | | | | 1[illegible].1 | 7.4 |
| SSW | .[illegible] | 2.9 | 3.[illegible] | 2.2 | .3 | .2 | | | | | | [illegible].[illegible] | [illegible].9 |
| SW | .[illegible] | 2.2 | .[illegible] | .8 | .7 | .1 | | | | | | .4 | 8.2 |
| WSW | .1 | .[illegible] | | .1 | .1 | | | | | | | .[illegible] | 7.5 |
| W | .1 | | | | | | | | | | | .[illegible] | 1.[illegible] |
| WNW | | .1 | .1 | .1 | | | | | | | | .[illegible] | [illegible].7 |
| NW | .[illegible] | .[illegible] | | | | | | | | | | .[illegible] | 3.[illegible] |
| NNW | .[illegible] | 1.1 | .[illegible] | 1.3 | | | | | | | | [illegible].4 | [illegible].2 |
| VARBL | [illegible].[illegible] | .[illegible] | | | | | | | | | | [illegible].[illegible] | 2.2 |
| CALM | | | | | | | | | | | | .[illegible] | |
| | 1[illegible].[illegible] | 3[illegible].5 | 3[illegible].9 | 1[illegible].2 | 3.1 | .3 | | .1 | | | | 1[illegible].[illegible] | 7.[illegible] |

TOTAL NUMBER OF OBSERVATIONS [illegible]7

GLOBAL CLIMATOLOGY BRANCH
USAFETAC
AIR WEATHER SERVICE/MAC

# SURFACE WINDS

## PERCENTAGE FREQUENCY OF WIND DIRECTION AND SPEED (FROM HOURLY OBSERVATIONS)

| STATION | STATION NAME | YEARS | MONTH |
|---|---|---|---|
| [illegible] | ATSUGI NAS JAPAN | 74-[illegible] | [illegible] |

CLASS: ALL WEATHER

HOURS (L S T): [illegible]-14[illegible]

CONDITION:

| SPEED (KNTS) DIR. | 1 - 3 | 4 - 6 | 7 - 10 | 11 - 16 | 17 - 21 | 22 - 27 | 28 - 33 | 34 - 40 | 41 - 47 | 48 - 55 | ≥56 | % | MEAN WIND SPEED |
|---|---|---|---|---|---|---|---|---|---|---|---|---|---|
| N | 1.2 | [illegible] | [illegible] | 7.8 | 1.6 | .2 | | | | | | [illegible] | [illegible] |
| NNE | 1.[illegible] | [illegible] | 7.3 | [illegible] | .9 | .1 | | | | | | [illegible] | [illegible] |
| NE | 1.4 | 3.[illegible] | [illegible] | 1.3 | | | | | | | | [illegible] | [illegible] |
| ENE | 1.[illegible] | 2.[illegible] | 2.1 | .5 | .2 | | | | | | | [illegible] | [illegible] |
| E | 1.[illegible] | 2.3 | 1.4 | .1 | | | | | | | | [illegible] | [illegible] |
| ESE | .4 | 1.1 | .4 | | | | | | | | | [illegible] | 5.1 |
| SE | .[illegible] | .[illegible] | .[illegible] | | | | | | | | | 1.[illegible] | 5.1 |
| SSE | .[illegible] | 1.[illegible] | .4 | .2 | | | .1 | | | | | .[illegible] | 6.3 |
| S | .7 | 2.1 | 3.6 | 1.9 | .7 | | | | .[illegible] | | | [illegible] | 9.7 |
| SSW | .[illegible] | .[illegible] | 2.[illegible] | 2.6 | .7 | .1 | | | | | | [illegible] | 11.[illegible] |
| SW | .[illegible] | .1 | .2 | .4 | .1 | .7 | | | | | | [illegible] | 1[illegible].4 |
| WSW | .1 | .3 | .[illegible] | | | .1 | | | | | | [illegible] | 7.9 |
| W | | | .1 | | | | | | | | | .1 | [illegible] |
| WNW | | | .1 | .1 | | | | | | | | [illegible] | 12.[illegible] |
| NW | .1 | | .1 | | | | | | | | | [illegible] | 4.5 |
| NNW | .3 | .[illegible] | 1.1 | .7 | .2 | | | | | | | 3.1 | [illegible] |
| VARBL | 4.2 | .3 | | | | | | | | | | [illegible] | [illegible] |
| CALM | | | | | | | | | | | | 1.2 | |
| | 13.[illegible] | [illegible]7.7 | 52.7 | 18.9 | 4.4 | 1.2 | .1 | | .[illegible] | | | 1[illegible] | [illegible] |

TOTAL NUMBER OF OBSERVATIONS [illegible]14

USAFETAC FORM JUL 64 0-8-5 (OL A) PREVIOUS EDITIONS OF THIS FORM ARE OBSOLETE

[illegible] CLIMATOLOGY BRANCH
USAFETAC
[illegible] WEATHER SERVICE/MAC

# SURFACE WINDS

## PERCENTAGE FREQUENCY OF WIND DIRECTION AND SPEED (FROM HOURLY OBSERVATIONS)

[illegible] ATSUGI NAS JAPAN 76-82 [illegible]
STATION | STATION NAME | YEARS | MONTH

ALL WEATHER
CLASS

[illegible]
HOURS (L S T)

CONDITION

| SPEED (KNTS) DIR. | 1 - 3 | 4 - 6 | 7 - 10 | 11 - 16 | 17 - 21 | 22 - 27 | 28 - 33 | 34 - 40 | 41 - 47 | 48 - 55 | ≥56 | % | MEAN WIND SPEED |
|---|---|---|---|---|---|---|---|---|---|---|---|---|---|
| N | 1.[illegible] | 21.1 | 3.6 | 1.8 | | | | | | | | [illegible] | [illegible] |
| NNE | [illegible] | 4.2 | 3.7 | 1.6 | | | | | | | | 11.7 | [illegible] |
| NE | 1.[illegible] | [illegible] | [illegible] | .1 | | | | | | | | [illegible] | 4.7 |
| ENE | [illegible] | [illegible] | | | | | | | | | | [illegible] | [illegible] |
| E | [illegible] | | .1 | | | | | | | | | [illegible] | [illegible] |
| ESE | [illegible] | .1 | | | | | | | | | | [illegible] | [illegible] |
| SE | | .1 | | | | | | | | | | .1 | [illegible] |
| SSE | [illegible] | | | | | | | | | | | [illegible] | [illegible] |
| S | .1 | [illegible] | .1 | | | | | | | | | [illegible] | [illegible] |
| SSW | [illegible] | [illegible] | .4 | [illegible] | .4 | | | | | | | [illegible] | 10.1 |
| SW | [illegible] | [illegible] | 1.1 | .5 | .1 | | | | | | | [illegible] | 9.3 |
| WSW | [illegible] | [illegible] | [illegible] | .1 | | | | | | | | [illegible] | [illegible] |
| W | [illegible] | .7 | [illegible] | | | | | | | | | [illegible] | 4.1 |
| WNW | [illegible] | [illegible] | .1 | .1 | | | | | | | | [illegible] | [illegible] |
| NW | 1.[illegible] | 1.[illegible] | [illegible] | | | | | | | | | [illegible] | 4.5 |
| NNW | 3.[illegible] | [illegible] | 4.4 | .[illegible] | .1 | | | | | | | 17.[illegible] | 5.5 |
| VARBL | [illegible] | .1 | | | | | | | | | | [illegible] | [illegible] |
| CALM | | | | | | | | | | | | [illegible] | |
| | 24.[illegible] | 40.7 | 20.1 | 5.7 | .7 | | | | | | | [illegible] | [illegible] |

TOTAL NUMBER OF OBSERVATIONS [illegible]773

USAFETAC FORM 0-8-5 (OL A) PREVIOUS EDITIONS OF THIS FORM ARE OBSOLETE
JUL 64

[illegible] CLIMATOLOGY BRANCH
[illegible] SERVICE/MAC

# SURFACE WINDS

## PERCENTAGE FREQUENCY OF WIND DIRECTION AND SPEED (FROM HOURLY OBSERVATIONS)

[illegible] / ATSUGI NAS JAPAN / 74-77 / [illegible]
STATION / STATION NAME / YEARS / MONTH

ALL WEATHER
CLASS

[illegible]
HOURS (L S T)

CONDITION

| SPEED (KNTS) DIR. | 1 - 3 | 4 - 6 | 7 - 10 | 11 - 16 | 17 - 21 | 22 - 27 | 28 - 33 | 34 - 40 | 41 - 47 | 48 - 55 | ≥56 | % | MEAN WIND SPEED |
|---|---|---|---|---|---|---|---|---|---|---|---|---|---|
| N | 11.1 | 23.7 | 8.4 | 2.4 | | | | | | | | 4.2 | [illegible] |
| NNE | 3.7 | 5.5 | 2.9 | 1.6 | | | | | | | | 13.8 | 5.5 |
| NE | 1.1 | 1.4 | .6 | .1 | | | | | | | | 3.1 | 3.5 |
| ENE | 1. | .4 | .1 | | | | | | | | | 1.5 | [illegible] |
| E | .1 | .1 | | | | | | | | | | .1 | 6.3 |
| ESE | | .1 | | | | | | | | | | .1 | [illegible] |
| SE | .1 | | .1 | .1 | | | | | | | | .3 | 7.7 |
| SSE | | | | | | | | | | | | | |
| S | .1 | .4 | .5 | | | | | | | | | 1.0 | [illegible] |
| SSW | .1 | .2 | .2 | .4 | .4 | | | | | | | 1.3 | 9.3 |
| SW | .1 | | .3 | .4 | .1 | | | | | | | 1.0 | 7.5 |
| WSW | .1 | .4 | .7 | .5 | | | | | | | | 1.7 | [illegible] |
| W | .1 | .5 | .1 | .1 | | | | | | | | 1.0 | [illegible] |
| WNW | .1 | .2 | | .1 | | | | | | | | .4 | 3.3 |
| NW | .7 | 1.4 | .2 | | | | | | | | | 2.3 | [illegible] |
| NNW | .1 | 5.0 | 2.2 | .4 | | | | | | | | 1.0 | 5.6 |
| VARBL | 1.7 | .2 | | | | | | | | | | 1. | [illegible] |
| CALM | | | | | | | | | | | | .0 | |
| | 20.1 | 41.3 | 17.7 | 6.1 | .6 | | | | | | | [illegible] | 4. |

TOTAL NUMBER OF OBSERVATIONS [illegible]

USAFETAC FORM JUL 64 0-8-5 (OL A) PREVIOUS EDITIONS OF THIS FORM ARE OBSOLETE

...L CLIMATOLOGY BRANCH
...ETAC
...WEATHER SERVICE/MAC

# SURFACE WINDS

## PERCENTAGE FREQUENCY OF WIND DIRECTION AND SPEED (FROM HOURLY OBSERVATIONS)

...STATION | ATSUGI NAS, JAPAN STATION NAME | 74-... YEARS | ... MONTH

ALL WEATHER CLASS | ... HOURS (L S T)

CONDITION

| SPEED (KNTS) DIR. | 1 - 3 | 4 - 6 | 7 - 10 | 11 - 16 | 17 - 21 | 22 - 27 | 28 - 33 | 34 - 40 | 41 - 47 | 48 - 55 | ≥56 | % | MEAN WIND SPEED |
|---|---|---|---|---|---|---|---|---|---|---|---|---|---|
| N | 11.[illegible] | 18.6 | 10.[illegible] | 1.4 | .1 | | | | | | | [illegible] | [illegible] |
| NNE | 6.1 | 7.[illegible] | 4.2 | 1.1 | .1 | | | | | | | 1[illegible].4 | [illegible].2 |
| NE | 1.[illegible] | 1.[illegible] | .[illegible] | .[illegible] | | | | | | | | [illegible].[illegible] | 4.[illegible] |
| ENE | .[illegible] | .[illegible] | .1 | | | | | | | | | .[illegible] | 4.3 |
| E | .[illegible] | | .1 | | | | | | | | | .[illegible] | [illegible].[illegible] |
| ESE | .1 | .1 | | | | | | | | | | .[illegible] | 3.[illegible] |
| SE | .[illegible] | | | | | | | | | | | .[illegible] | 1.[illegible] |
| SSE | .1 | | | | | | | | | | | .[illegible] | 1.[illegible] |
| S | .[illegible] | .1 | .1 | .4 | | | | | | | | .[illegible] | [illegible].[illegible] |
| SSW | .[illegible] | .1 | .[illegible] | .1 | .4 | | | | | | | .[illegible]1 | 11.1 |
| SW | | .[illegible] | .[illegible] | .[illegible] | .1 | | | | | | | [illegible].1 | [illegible].7 |
| WSW | .[illegible] | .[illegible] | .6 | .[illegible] | | | | | | | | [illegible].4 | 7.[illegible] |
| W | .[illegible] | .4 | | .[illegible] | | | | | | | | 1.[illegible] | 5.[illegible] |
| WNW | .[illegible] | 1.1 | .[illegible] | | | | | | | | | 1.[illegible] | 4.[illegible] |
| NW | .[illegible] | 2.[illegible] | .4 | | | | | | | | | .[illegible]4 | 4.7 |
| NNW | .4 | 5.3 | [illegible].[illegible] | .3 | .1 | | | | | | | 11.[illegible] | [illegible].[illegible] |
| VARBL | 1.4 | .6 | | | | | | | | | | .[illegible] | 2.4 |
| CALM | | | | | | | | | | | | .[illegible] | |
| | 27.[illegible] | 39.[illegible] | 19.[illegible] | 4.7 | .9 | | | | | | | [illegible].[illegible] | 4.[illegible] |

TOTAL NUMBER OF OBSERVATIONS ...79

L TAL CLIMATOLOGY BRANCH
USAFETAC
US WEATHER SERVICE/MAC

# SURFACE WINDS

## PERCENTAGE FREQUENCY OF WIND DIRECTION AND SPEED (FROM HOURLY OBSERVATIONS)

476790 — STATION
ATSUGI NAS JAPAN — STATION NAME
74-83 — YEARS
— MONTH
ALL WEATHER — CLASS
— HOURS (L S T)
— CONDITION

| SPEED (KNTS) DIR. | 1 - 3 | 4 - 6 | 7 - 10 | 11 - 16 | 17 - 21 | 22 - 27 | 28 - 33 | 34 - 40 | 41 - 47 | 48 - 55 | ≥56 | % | MEAN WIND SPEED |
|---|---|---|---|---|---|---|---|---|---|---|---|---|---|
| N | 3.4 | 10.3 | 12.5 | 5.7 | .6 | | | | | | | | 7.0 |
| NNE | 2.5 | 6.4 | 7.7 | 2.7 | .2 | | | | | | | | 7.1 |
| NE | 2. | 3.3 | 2. | .7 | | | | | | | | .1 | |
| ENE | 2. | 2. | 1.1 | .1 | | | | | | | | .6 | 4.7 |
| E | 1.1 | .7 | | | | | | | | | | | |
| ESE | .4 | .3 | .1 | | | | | | | | | | |
| SE | .7 | .3 | | | | | | | | | | | |
| SSE | 1.1 | .4 | .3 | .1 | | | | | | | | | 4. |
| S | 1.1 | 1.5 | .3 | .2 | | | | | | | | | |
| SSW | | .3 | .4 | .7 | .3 | | | | | | | .1 | 10. |
| SW | .1 | .2 | .4 | .5 | .4 | | .1 | | | | | .1 | 12. |
| WSW | .1 | .2 | | .5 | .1 | .1 | | | | | | 1. | 12. |
| W | .1 | .3 | .2 | | | | | | | | | .2 | |
| WNW | | .3 | .2 | .1 | .1 | | | | | | | 1. | 7. |
| NW | .2 | .7 | .7 | .4 | | | | | | | | .1 | 6. |
| NNW | 1.2 | 2.2 | 1.5 | .3 | | | | | | | | .1 | |
| VARBL | 2. | .2 | | | | | | | | | | . | |
| CALM | | | | | | | | | | | | | |
| | 2.1 | 3. | 2. | 12.3 | 1.3 | .1 | .1 | | | | | 1. | 6.3 |

TOTAL NUMBER OF OBSERVATIONS —

[illegible]AL CLIMATOLOGY BRANCH
[illegible]AFETAC
[illegible] WEATHER SERVICE/MAC

# SURFACE WINDS

## PERCENTAGE FREQUENCY OF WIND DIRECTION AND SPEED (FROM HOURLY OBSERVATIONS)

| STATION | STATION NAME | YEARS | MONTH |
|---|---|---|---|
| [illegible] | ATSUGI NAS JAPAN | 74-[illegible] | [illegible] |

CLASS: ALL WEATHER

HOURS (L S T): [illegible]-14[illegible]

CONDITION:

| SPEED (KNTS) DIR. | 1 - 3 | 4 - 6 | 7 - 10 | 11 - 16 | 17 - 21 | 22 - 27 | 28 - 33 | 34 - 40 | 41 - 47 | 48 - 55 | ≥56 | % | MEAN WIND SPEED |
|---|---|---|---|---|---|---|---|---|---|---|---|---|---|
| N | [illegible] | 3.[illegible] | 5.4 | 4.1 | .7 | .1 | | | | | | 14.[illegible] | [illegible] |
| NNE | [illegible] | 4.9 | 6.[illegible] | 2.5 | .7 | | | | | | | 15.[illegible] | [illegible] |
| NE | [illegible] | 5.7 | 4.[illegible] | 1.3 | | | | | | | | 14.[illegible] | [illegible] |
| ENE | 1.[illegible] | 3.9 | 2.[illegible] | .3 | | | | | | | | [illegible] | [illegible].3 |
| E | 1.[illegible] | 3.[illegible] | .7 | | | | | | | | | [illegible] | 4.4 |
| ESE | 1.1 | 1.[illegible] | .7 | | | | | | | | | 3.[illegible] | 4.5 |
| SE | .[illegible] | .[illegible] | .7 | | | | | | | | | 1.[illegible] | 4.[illegible] |
| SSE | 1.4 | 2.4 | .4 | .2 | | | | | | | | 4.[illegible] | 4.[illegible] |
| S | [illegible].1 | 3.1 | 3.3 | 1.5 | .4 | | | | | | | 1[illegible].4 | 7.2 |
| SSW | [illegible] | 1.4 | 1.5 | 1.5 | .8 | .4 | | | | | | [illegible] | 1[illegible] |
| SW | .[illegible] | .[illegible] | .4 | 1.1 | .9 | .3 | | | | | | 3.[illegible] | 12.[illegible] |
| WSW | .1 | .1 | .7 | .5 | .3 | | | | | | | 1.[illegible] | 11.4 |
| W | [illegible] | .2 | .2 | | | | | | | | | [illegible] | 4.[illegible] |
| WNW | | | .[illegible] | .1 | | | | | | | | [illegible] | 10.[illegible] |
| NW | .[illegible] | .1 | .1 | | | | | | | | | .4 | 4.5 |
| NNW | .[illegible] | .5 | .5 | .3 | | | | | | | | 1.[illegible] | 7.1 |
| VARBL | 4.1 | .4 | | | | | | | | | | 4.[illegible] | 2.1 |
| CALM | | | | | | | | | | | | 2.4 | |
| | 1[illegible].4 | 32.[illegible] | 29.1 | 13.6 | 3.7 | .9 | | | | | | 1[illegible] | 7.[illegible] |

TOTAL NUMBER OF OBSERVATIONS [illegible]

USAFETAC FORM JUL 64 0 8 5 (OL A) PREVIOUS EDITIONS OF THIS FORM ARE OBSOLETE

[illegible] CLIMATOLOGY BRANCH
[illegible]TAC
[illegible] WEATHER SERVICE/MAC

# SURFACE WINDS

## PERCENTAGE FREQUENCY OF WIND DIRECTION AND SPEED (FROM HOURLY OBSERVATIONS)

[illegible] STATION | ATSUGI NAC JAPAN STATION NAME | 74-83 YEARS | [illegible] MONTH

ALL WEATHER CLASS | 1300-1700 HOURS (L S T)

CONDITION

| SPEED (KNTS) DIR. | 1 - 3 | 4 - 6 | 7 - 10 | 11 - 16 | 17 - 21 | 22 - 27 | 28 - 33 | 34 - 40 | 41 - 47 | 48 - 55 | ≥56 | % | MEAN WIND SPEED |
|---|---|---|---|---|---|---|---|---|---|---|---|---|---|
| N | 1.[illegible] | [illegible] | [illegible] | [illegible] | .9 | .1 | | | | | | 1.[illegible] | [illegible] |
| NNE | 1.2 | [illegible] | [illegible] | [illegible] | .4 | | | | | | | 1.[illegible] | [illegible] |
| NE | 1.[illegible] | [illegible] | [illegible] | 1.1 | .1 | | | | | | | [illegible] | [illegible] |
| ENE | 1.[illegible] | [illegible] | [illegible] | .[illegible] | | | | | | | | [illegible] | [illegible] |
| E | 1.[illegible] | [illegible] | .[illegible] | | | | | | | | | .[illegible] | [illegible] |
| ESE | 1.[illegible] | [illegible] | .[illegible] | .1 | | | | | | | | [illegible] | [illegible] |
| SE | 1.1 | [illegible] | .[illegible] | | | | | | | | | .[illegible] | [illegible] |
| SSE | 1.[illegible] | [illegible] | .[illegible] | .[illegible] | .1 | | | | | | | [illegible] | [illegible] |
| S | [illegible] | [illegible] | [illegible] | .[illegible] | .3 | | | | | | | [illegible] | [illegible] |
| SSW | .[illegible] | [illegible] | 1.[illegible] | 1.[illegible] | .7 | .1 | | | | | | [illegible] | [illegible] |
| SW | .[illegible] | .[illegible] | 1.[illegible] | 1.9 | .3 | .[illegible] | | | | | | .1 | [illegible] |
| WSW | .[illegible] | | .[illegible] | .[illegible] | | | | | | | | .[illegible] | [illegible] |
| W | .1 | .[illegible] | .1 | | | | | | | | | .[illegible] | [illegible] |
| WNW | | .1 | .1 | .1 | | | | | | | | .[illegible] | [illegible] |
| NW | .[illegible] | .[illegible] | .[illegible] | | | | | | | | | [illegible] | [illegible] |
| NNW | .[illegible] | .[illegible] | .4 | .[illegible] | | | | | | | | 1.[illegible] | [illegible] |
| VARBL | 1.[illegible] | .[illegible] | | | | | | | | | | .[illegible] | [illegible] |
| CALM | | | | | | | | | | | | [illegible] | |
| | 1[illegible].5 | 34.7 | [illegible].3 | 12.6 | [illegible].8 | .4 | | | | | | 1[illegible].[illegible] | [illegible].6 |

TOTAL NUMBER OF OBSERVATIONS [illegible]14

USAFETAC FORM 0-8-5 (OL A) JUL 64 PREVIOUS EDITIONS OF THIS FORM ARE OBSOLETE

[illegible]AL CLIMATOLOGY BRANCH
USAFETAC
[illegible] WEATHER SERVICE/MAC

# SURFACE WINDS

## PERCENTAGE FREQUENCY OF WIND DIRECTION AND SPEED (FROM HOURLY OBSERVATIONS)

[illegible] (STATION) ATSUGI NAS JAPAN (STATION NAME) 74-[illegible] (YEARS) [illegible] (MONTH)

ALL WEATHER (CLASS) [illegible] (HOURS (L S T))

CONDITION

| SPEED (KNTS) DIR | 1 - 3 | 4 - 6 | 7 - 10 | 11 - 16 | 17 - 21 | 22 - 27 | 28 - 33 | 34 - 40 | 41 - 47 | 48 - 55 | ≥56 | % | MEAN WIND SPEED |
|---|---|---|---|---|---|---|---|---|---|---|---|---|---|
| N | 5.[illegible] | 11.1 | [illegible].3 | [illegible].1 | .6 | | | | | | | [illegible].7 | [illegible] |
| NNE | 1.[illegible] | 7.[illegible] | [illegible].6 | 1.7 | .1 | | | | | | | 1[illegible] | 6.[illegible] |
| NE | 1.[illegible] | 1.[illegible] | 1.7 | .6 | | | | | | | | [illegible].1 | 6.4 |
| ENE | .[illegible] | .[illegible] | .7 | .2 | | | | | | | | [illegible] | [illegible] |
| E | .[illegible] | 1.1 | .3 | .1 | | | | | | | | [illegible] | 4.6 |
| ESE | .[illegible] | .[illegible] | | | | | | | | | | .[illegible] | [illegible] |
| SE | .[illegible] | .1 | | | | | | | | | | .[illegible] | 2.9 |
| SSE | .[illegible] | .[illegible] | | .2 | | | | | | | | 1.2 | [illegible] |
| S | 1.[illegible] | 1.[illegible] | .4 | .2 | .1 | | | | | | | [illegible].1 | [illegible].1 |
| SSW | .7 | 1.[illegible] | 1.[illegible] | 1.[illegible] | | | | | | | | [illegible].1 | 7.[illegible] |
| SW | .[illegible] | .[illegible] | 2.[illegible] | .4 | .2 | | | | | | | 3.5 | [illegible] |
| WSW | .[illegible] | .[illegible] | 1.[illegible] | .3 | .1 | | | | | | | [illegible] | 6.[illegible] |
| W | .[illegible] | .4 | | .1 | | | | | | | | 1.[illegible] | 3.[illegible] |
| WNW | 1.[illegible] | .7 | .1 | .1 | | | | | | | | 1.[illegible] | 4.1 |
| NW | 1.[illegible] | 1.[illegible] | .7 | .2 | | | | | | | | [illegible] | 4.2 |
| NNW | [illegible] | 3.[illegible] | 1.7 | .7 | .1 | | | | | | | [illegible] | 4.[illegible] |
| VARBL | [illegible] | .1 | | | | | | | | | | [illegible].3 | [illegible].3 |
| CALM | | | | | | | | | | | | 11.[illegible] | |
| | 24.1 | [illegible].3 | 21.5 | [illegible].1 | 1.2 | | | | | | | 1[illegible] | [illegible] |

TOTAL NUMBER OF OBSERVATIONS 8[illegible]

USAFETAC FORM JUL 64 0 8 5 (OL A) PREVIOUS EDITIONS OF THIS FORM ARE OBSOLETE

GLOBAL CLIMATOLOGY BRANCH
USAFETAC
[illegible] WEATHER SERVICE/MAC

# SURFACE WINDS

## PERCENTAGE FREQUENCY OF WIND DIRECTION AND SPEED (FROM HOURLY OBSERVATIONS)

[illegible] STATION | ATSUGI NAS JAPAN STATION NAME | 74-81 YEARS | [illegible] MONTH

ALL WEATHER CLASS | [illegible] HOURS (L S T)

CONDITION

| SPEED (KNTS) DIR. | 1 - 3 | 4 - 6 | 7 - 10 | 11 - 16 | 17 - 21 | 22 - 27 | 28 - 33 | 34 - 40 | 41 - 47 | 48 - 55 | ≥56 | % | MEAN WIND SPEED |
|---|---|---|---|---|---|---|---|---|---|---|---|---|---|
| N | 10.5 | 1.7 | 8.1 | 2.2 | | | | | | | | [illegible] | [illegible] |
| NNE | 7.1 | 4.4 | 4.[illegible] | 1.4 | .3 | | | | | | | 1.[illegible] | 6.[illegible] |
| NE | 1.[illegible] | 1.2 | 1.2 | .3 | | | | | | | | [illegible] | [illegible] |
| ENE | .1 | .[illegible] | .1 | | | | | | | | | [illegible] | 4.7 |
| E | .[illegible] | .[illegible] | | | | | | | | | | .[illegible] | [illegible] |
| ESE | .[illegible] | .1 | .1 | | | | | | | | | .[illegible] | [illegible] |
| SE | | | | | | | | | | | | | |
| SSE | .[illegible] | | | | | | | | | | | .[illegible] | [illegible] |
| S | .[illegible] | .4 | .1 | .1 | | | | | | | | [illegible] | 4.[illegible] |
| SSW | .1 | .[illegible] | .[illegible] | .[illegible] | .1 | | | | | | | [illegible] | [illegible] |
| SW | .[illegible] | .4 | .[illegible] | .[illegible] | | | | | | | | .[illegible] | .[illegible] |
| WSW | .1 | .[illegible] | .[illegible] | .4 | | | | | | | | 1.[illegible] | 7.[illegible] |
| W | .[illegible] | .1 | .[illegible] | | | | | | | | | 1.[illegible] | 4.[illegible] |
| WNW | .[illegible] | .[illegible] | | | | | | | | | | 1.[illegible] | [illegible].4 |
| NW | 1.4 | 2.7 | .1 | .1 | | | | | | | | .4 | 4.4 |
| NNW | [illegible].5 | [illegible].4 | 1.[illegible] | 1.2 | .4 | | | | | | | 1.[illegible] | [illegible].3 |
| VARBL | 1.[illegible] | | | | | | | | | | | .[illegible] | .[illegible] |
| CALM | | | | | | | | | | | | .[illegible] | |
| | 2[illegible].[illegible] | 39.7 | 15.[illegible] | 7.5 | .8 | | | | | | | | [illegible] |

TOTAL NUMBER OF OBSERVATIONS [illegible]

USAFETAC FORM [illegible] OBSOLA PREVIOUS EDITIONS OF THIS FORM ARE OBSOLETE

GLOBAL CLIMATOLOGY BRANCH
USAFETAC
[illegible] WEATHER SERVICE/MAC

# SURFACE WINDS

## PERCENTAGE FREQUENCY OF WIND DIRECTION AND SPEED (FROM HOURLY OBSERVATIONS)

[illegible] | ATSUGI NAF JAPAN | 74-83 | [illegible]
STATION | STATION NAME | YEARS | MONTH

ALL WEATHER
CLASS

ALL
HOURS (L S T)

CONDITION

| SPEED (KNTS) DIR. | 1 - 3 | 4 - 6 | 7 - 10 | 11 - 16 | 17 - 21 | 22 - 27 | 28 - 33 | 34 - 40 | 41 - 47 | 48 - 55 | ≥56 | % | MEAN WIND SPEED |
|---|---|---|---|---|---|---|---|---|---|---|---|---|---|
| N | [illegible] | 13.2 | [illegible] | [illegible] | .4 | .2 | | | | | | [illegible] | [illegible] |
| NNE | [illegible] | [illegible] | [illegible] | [illegible] | .2 | | | | | | | [illegible] | 6.[illegible] |
| NE | 1.7 | 2.[illegible] | 1.[illegible] | .[illegible] | [illegible] | | | | | | | [illegible] | [illegible] |
| ENE | 1.1 | 1.[illegible] | .[illegible] | .1 | | | | | | | | .[illegible] | .[illegible] |
| E | .[illegible] | 1.[illegible] | .[illegible] | .[illegible] | | | | | | | | .[illegible] | 4.[illegible] |
| ESE | .[illegible] | .[illegible] | .[illegible] | .[illegible] | | | | | | | | 1.[illegible] | 4.[illegible] |
| SE | .[illegible] | .[illegible] | .[illegible] | .[illegible] | | | | | | | | [illegible] | 4.4 |
| SSE | .[illegible] | .[illegible] | .[illegible] | .1 | .[illegible] | | | | | | | [illegible] | 4.[illegible] |
| S | 1.1 | 1.4 | 1.[illegible] | .4 | .1 | | | | | | | [illegible] | [illegible] |
| SSW | .4 | .[illegible] | .[illegible] | .[illegible] | .4 | .1 | | | | | | [illegible] | [illegible] |
| SW | .[illegible] | .4 | .[illegible] | .[illegible] | .3 | .1 | .[illegible] | | | | | .[illegible] | 1[illegible].4 |
| WSW | .[illegible] | .[illegible] | .[illegible] | .4 | .1 | .[illegible] | | | | | | [illegible] | [illegible] |
| W | .[illegible] | .4 | .[illegible] | .1 | | | | | | | | [illegible] | 4.7 |
| WNW | .[illegible] | .[illegible] | .[illegible] | .[illegible] | .[illegible] | | | | | | | [illegible] | 4.[illegible] |
| NW | .[illegible] | 1.[illegible] | .[illegible] | .1 | | | | | | | | .[illegible] | 4.[illegible] |
| NNW | .[illegible] | 4.1 | 1.[illegible] | .6 | .1 | | | | | | | .[illegible] | [illegible] |
| VARBL | [illegible] | .[illegible] | | | | | | | | | | .[illegible] | .[illegible] |
| CALM | | | | | | | | | | | | .[illegible] | |
| | 27.[illegible] | 36.1 | 22.[illegible] | 9.1 | 1.6 | .2 | .[illegible] | | | | | 1 .[illegible] | .6 |

TOTAL NUMBER OF OBSERVATIONS [illegible]

USAFETAC FORM 0-8-5 (OL A) PREVIOUS EDITIONS OF THIS FORM ARE OBSOLETE
JUL 64

[illegible] CLIMATOLOGY BRANCH
USAFETAC
[illegible] WEATHER SERVICE/MAC

# SURFACE WINDS

## PERCENTAGE FREQUENCY OF WIND DIRECTION AND SPEED (FROM HOURLY OBSERVATIONS)

[illegible] ATSUGI NAS, JAPAN — STATION / STATION NAME
[illegible] — YEARS
ALL — MONTH
ALL WEATHER — CLASS
ALL — HOURS (L S T)
CONDITION

| SPEED (KNTS) DIR. | 1 - 3 | 4 - 6 | 7 - 10 | 11 - 16 | 17 - 21 | 22 - 27 | 28 - 33 | 34 - 40 | 41 - 47 | 48 - 55 | ≥56 | % | MEAN WIND SPEED |
|---|---|---|---|---|---|---|---|---|---|---|---|---|---|
| N | 4.1 | .6 | 2.6 | 3.8 | .5 | .1 | .0 | | | | | 12.7 | 7.4 |
| NNE | 1.[illegible] | 4.2 | 4.1 | 1.8 | .2 | .0 | .0 | | | | | 12.3 | 7.4 |
| NE | 1.[illegible] | 2.[illegible] | 1.6 | .5 | .0 | .0 | | | | | | 5.3 | 6.2 |
| ENE | .[illegible] | 1.2 | .[illegible] | .2 | .0 | | | | | | | 2.[illegible] | 5.7 |
| E | .[illegible] | 1.2 | .[illegible] | .2 | .0 | .0 | | | | | | 2.[illegible] | 5.6 |
| ESE | .4 | .7 | .4 | .2 | .0 | .0 | | | | | | 1.[illegible] | 5.2 |
| SE | .[illegible] | .[illegible] | .[illegible] | .[illegible] | .0 | .[illegible] | | .[illegible] | | | | .[illegible] | [illegible] |
| SSE | .[illegible] | .[illegible] | .[illegible] | .[illegible] | .1 | .[illegible] | .[illegible] | .[illegible] | .[illegible] | | | 6.[illegible] | 9.[illegible] |
| S | 1.[illegible] | 2.[illegible] | 4.[illegible] | 3.9 | .9 | .2 | .[illegible] | .[illegible] | .[illegible] | | | 14.[illegible] | [illegible] |
| SSW | .[illegible] | 1.[illegible] | 2.[illegible] | 2.3 | .7 | .2 | .[illegible] | .[illegible] | | | | 7.[illegible] | 1.[illegible] |
| SW | .[illegible] | .7 | .[illegible] | .7 | .3 | .1 | .[illegible] | .[illegible] | | | | .[illegible] | 9.2 |
| WSW | .[illegible] | .[illegible] | .[illegible] | .[illegible] | .[illegible] | .[illegible] | .[illegible] | | | | | 1.[illegible] | 6.[illegible] |
| W | .[illegible] | .[illegible] | .1 | .1 | .[illegible] | | | | | | | .[illegible] | [illegible] |
| WNW | .[illegible] | .[illegible] | .1 | .[illegible] | .[illegible] | .[illegible] | | | | | | .[illegible] | [illegible] |
| NW | .[illegible] | .7 | .[illegible] | .1 | .[illegible] | .[illegible] | | | | | | 1.[illegible] | 4.7 |
| NNW | 1.[illegible] | 2.3 | 1.[illegible] | .8 | .1 | .[illegible] | | | | | | .[illegible] | [illegible] |
| VARBL | .[illegible] | .4 | .[illegible] | | | | | | | | | .[illegible] | [illegible] |
| CALM | .[illegible] | | | | | | | | | | | .[illegible] | |
| | 15.4 | [illegible] | 27.1 | 14.9 | 2.9 | .7 | .1 | .[illegible] | .[illegible] | | | 1.[illegible] | [illegible] |

TOTAL NUMBER OF OBSERVATIONS [illegible]

# SURFACE WINDS

## PERCENTAGE FREQUENCY OF WIND DIRECTION AND SPEED (FROM HOURLY OBSERVATIONS)

[illegible] ATSUGI NAS JAPAN 74-[illegible] [illegible]
STATION STATION NAME YEARS MONTH

INSTRUMENT
CLASS HOURS (L S T)

[illegible] TO 1400 FT w/ VSBY 1/2 MI OR MORE
CONDITION

AND/OR VSBY 1/2 TO 2-1/2 MI w/CIG 200 FT OR MORE

| SPEED (KNTS) DIR | 1 - 3 | 4 - 6 | 7 - 10 | 11 - 16 | 17 - 21 | 22 - 27 | 28 - 33 | 34 - 40 | 41 - 47 | 48 - 55 | ≥56 | % | MEAN WIND SPEED |
|---|---|---|---|---|---|---|---|---|---|---|---|---|---|
| N | [illegible] | 12.[illegible] | 12.[illegible] | 6.6 | .9 | .1 | .[illegible] | | | | | 31.7 | 7.[illegible] |
| NNE | .[illegible] | 5.3 | 4.1 | 1.[illegible] | .1 | .[illegible] | .[illegible] | | | | | 11.[illegible] | 6.[illegible] |
| NE | 1.[illegible] | 2.[illegible] | 1.1 | .1 | .[illegible] | | | | | | | 4.[illegible] | [illegible].3 |
| ENE | .[illegible] | 1.[illegible] | .[illegible] | .1 | .[illegible] | | | | | | | 2.[illegible] | 5.[illegible] |
| E | .[illegible] | .7 | .4 | .1 | .[illegible] | .0 | | | | | | .[illegible] | [illegible].[illegible] |
| ESE | .[illegible] | .4 | .[illegible] | .[illegible] | .[illegible] | .[illegible] | | | | | | .[illegible] | [illegible].3 |
| SE | .[illegible] | .[illegible] | .[illegible] | .[illegible] | .[illegible] | .[illegible] | | .[illegible] | | | | .[illegible] | 4.7 |
| SSE | .[illegible] | .[illegible] | .[illegible] | .[illegible] | .2 | .1 | .[illegible] | .[illegible] | .[illegible] | | | .[illegible] | [illegible].[illegible] |
| S | 1.[illegible] | 2.[illegible] | 1.[illegible] | 1.[illegible] | .[illegible] | .6 | .[illegible] | .[illegible] | | | | .[illegible] | 7.9 |
| SSW | .[illegible] | 1.[illegible] | .[illegible] | .[illegible] | .[illegible] | .1 | .[illegible] | .[illegible] | | | | .[illegible] | 7.[illegible] |
| SW | .[illegible] | .[illegible] | .[illegible] | .1 | .[illegible] | .[illegible] | | .[illegible] | | | | .[illegible] | [illegible].[illegible] |
| WSW | .[illegible] | .[illegible] | .[illegible] | .[illegible] | | | | | | | | .[illegible] | [illegible].[illegible] |
| W | .[illegible] | .[illegible] | .[illegible] | .[illegible] | | | | | | | | .[illegible] | [illegible].[illegible] |
| WNW | .[illegible] | .[illegible] | .[illegible] | .[illegible] | | | | | | | | .[illegible] | [illegible].[illegible] |
| NW | .[illegible] | .[illegible] | .[illegible] | .[illegible] | .[illegible] | .[illegible] | | | | | | .[illegible] | 4.9 |
| NNW | 1.[illegible] | 2.[illegible] | 2.[illegible] | 1.9 | .5 | .1 | | | | | | .[illegible] | [illegible].4 |
| VARBL | 1.[illegible] | .1 | | | | | | | | | | .[illegible] | [illegible].1 |
| CALM | | | | | | | | | | | | .6 | |
| | [illegible].[illegible] | .9.[illegible] | 24.[illegible] | 12.5 | 2.7 | .9 | .[illegible] | .1 | . | | | [illegible]. | [illegible].4 |

TOTAL NUMBER OF OBSERVATIONS [illegible]7[illegible]

USAFETAC FORM JUL 64 0-8-5 (OL A) PREVIOUS EDITIONS OF THIS FORM ARE OBSOLETE

OPERATING LOCATION "A"
USAFETAC, ASHEVILLE NC

CEILING VERSUS VISIBILITY

PART 3

This summary is a bivariate percentage frequency distribution by classes of ceiling from zero to equal to or greater than 20,000 feet and as a separate class "no ceiling," versus visibility in 16 classes from zero to equal to or greater than 10 miles. Data are derived from hourly observations, and the tables are presented by month and available 3-hour groups.

3

Due to the cumulative nature of this presentation, it is possible to determine the percentage frequency of occurrence for any given limit of ceiling or visibility separately, or in combination of ceiling and visibility. The totals progress to the right and downward. Ceiling may be determined independently by referring to totals in the extreme right hand column. Also, visibility may be determined independently by reference to the horizontal row of totals at the bottom of the page. The percentage frequency for which the station was meeting or exceeding any given set of minima may be determined from the figure at the intersection of the appropriate ceiling column and visibility row.

Beginning in January 1968, METAR stations report visibilities to 6 miles and then greater than 6 miles. Thus, for METAR stations, the category equal to or greater than 10 miles is not printed in the tables, For most Airways stations, visibilities of greater than 7 miles were not reported for part of the period of record. Therefore, the 10 mi visibility category should be used with great caution.

For overseas civilian stations reporting "CAVOK", all ceilings greater than 5,000 feet are suppressed into the 5,000 foot ceiling class.

# CEILING VERSUS VISIBILITY

PERCENTAGE FREQUENCY OF OCCURRENCE
FROM HOURLY OBSERVATIONS

TOTAL NUMBER OF OBSERVATIONS

PREVIOUS EDITIONS OF THIS FORM ARE OBSOLETE

# CEILING VERSUS VISIBILITY

PERCENTAGE FREQUENCY OF OCCURRENCE
FROM HOURLY OBSERVATIONS



TOTAL NUMBER OF OBSERVATIONS _____

# CEILING VERSUS VISIBILITY

PERCENTAGE FREQUENCY OF OCCURRENCE
FROM HOURLY OBSERVATIONS

TOTAL NUMBER OF OBSERVATIONS _____

# CEILING VERSUS VISIBILITY

PERCENTAGE FREQUENCY OF OCCURRENCE
FROM HOURLY OBSERVATIONS

TOTAL NUMBER OF OBSERVATIONS _____

# CEILING VERSUS VISIBILITY

PERCENTAGE FREQUENCY OF OCCURRENCE
FROM HOURLY OBSERVATIONS

TOTAL NUMBER OF OBSERVATIONS

USAF ETAC 0-14-5 (OL A) PREVIOUS EDITIONS OF THIS FORM ARE OBSOLETE

# CEILING VERSUS VISIBILITY

PERCENTAGE FREQUENCY OF OCCURRENCE
FROM HOURLY OBSERVATIONS

TOTAL NUMBER OF OBSERVATIONS _____

USAF ETAC FORM 0-14-5 (OL A) PREVIOUS EDITIONS OF THIS FORM ARE OBSOLETE

...AL CLIMATOLOGY BRANCH
...AFETAC
...WEATHER SERVICE/MAC

# CEILING VERSUS VISIBILITY

...ATSUGI NAS JAPAN — 74-07

PERCENTAGE FREQUENCY OF OCCURRENCE
FROM HOURLY OBSERVATIONS

| | | | | | | | | | | | | | | | | |
|---|---|---|---|---|---|---|---|---|---|---|---|---|---|---|---|---|
| ...1. | 47.7 | 48.5 | 49.2 | 48.7 | 49.2 | 49.4 | 49.8 | 49.8 | 49.8 | 49.8 | 49.8 | 49.8 | 49.8 | 49.8 | 49.8 | 49.8 |
| ...5. | 46.8 | 50.2 | 52.2 | 52.7 | 53.4 | 53.5 | 53.7 | 54.1 | 54.1 | 54.1 | 54.1 | 54.1 | 54.1 | 54.1 | 54.1 | 54.1 |
| 43.7 | 46.9 | 50.3 | 52.3 | 52.8 | 53.5 | 53.7 | 53.9 | 54.1 | 54.1 | 54.1 | 54.1 | 54.1 | 54.1 | 54.1 | 54.1 | 54.1 |
| 43.7 | 47.0 | 50.4 | 52.5 | 53.0 | 53.5 | 53.7 | 54.0 | 54.2 | 54.2 | 54.2 | 54.2 | 54.2 | 54.2 | 54.2 | 54.2 | 54.2 |
| 44.2 | 47.5 | 51.1 | 53.1 | 53.6 | 54.2 | 54.5 | 54.6 | 54.9 | 54.9 | 54.9 | 54.9 | 54.9 | 54.9 | 54.9 | 54.9 | 54.9 |
| 4... | 48.5 | 52.8 | 54.5 | 55.0 | 55.5 | 56.0 | 56.1 | 56.4 | 56.4 | 56.4 | 56.4 | 56.4 | 56.4 | 56.4 | 56.4 | 56.4 |
| 47.3 | 51.1 | 55.9 | 56.7 | 59.0 | 59.9 | 60.2 | 60.2 | 60.4 | 60.4 | 60.4 | 60.4 | 60.4 | 60.4 | 60.4 | 60.4 | 60.4 |
| 47.7 | 51.7 | 55.6 | 57.5 | 60.1 | 60.8 | 61.1 | 61.2 | 61.4 | 61.4 | 61.4 | 61.4 | 61.4 | 61.4 | 61.4 | 61.4 | 61.4 |
| 42.3 | 54.4 | 61.6 | 65.5 | 66.1 | 66.9 | 67.1 | 67.1 | 67.5 | 67.5 | 67.5 | 67.5 | 67.5 | 67.5 | 67.5 | 67.5 | 67.5 |
| 4... | 56.5 | 62.1 | 65.9 | 66.6 | 67.3 | 67.5 | 67.6 | 67.9 | 67.9 | 67.9 | 67.9 | 67.9 | 67.9 | 67.9 | 67.9 | 67.9 |
| 4.1 | 58.2 | 64.1 | 67.1 | 68.6 | 69.5 | 69.9 | 69.9 | 70.2 | 70.2 | 70.2 | 70.2 | 70.2 | 70.2 | 70.2 | 70.2 | 70.2 |
| 52.5 | 63.8 | 71.6 | 77.0 | 78.6 | 78.4 | 78.6 | 78.9 | 77.1 | 77.1 | 77.1 | 77.1 | 77.1 | 77.1 | 77.1 | 77.1 | 77.1 |
| 53.7 | 69.1 | 75.6 | 81.0 | 82.6 | 81.5 | 81.6 | 82.2 | 82.4 | 82.4 | 82.4 | 82.4 | 82.4 | 82.4 | 82.4 | 82.4 | 82.4 |
| 56.6 | 71.2 | 79.1 | 84.1 | 84.6 | 85.6 | 86.1 | 86.3 | 86.6 | 86.6 | 86.6 | 86.6 | 86.6 | 86.6 | 86.6 | 86.6 | 86.6 |
| 67.8 | 77.6 | 85.7 | 86.2 | 87.2 | 88.0 | 88.0 | 89.0 | 89.3 | 89.3 | 89.3 | 89.3 | 89.3 | 89.3 | 89.3 | 89.3 | 89.3 |
| 56.5 | 73.3 | 81.7 | 87.4 | 88.4 | 89.3 | 89.9 | 90.4 | 90.6 | 90.6 | 90.6 | 90.6 | 90.6 | 90.6 | 90.6 | 90.6 | 90.6 |
| 56.2 | 73.6 | 81.9 | 87.7 | 88.9 | 90.3 | 91.3 | 91.9 | 92.2 | 92.2 | 92.2 | 92.2 | 92.2 | 92.2 | 92.2 | 92.2 | 92.2 |
| 56.6 | 74.2 | 82.6 | 88.6 | 89.9 | 91.7 | 92.3 | 92.9 | 93.2 | 93.2 | 93.2 | 93.2 | 93.2 | 93.2 | 93.2 | 93.2 | 93.2 |
| 56.8 | 74.2 | 82.8 | 88.6 | 89.9 | 91.7 | 92.3 | 92.9 | 93.2 | 93.2 | 93.2 | 93.2 | 93.2 | 93.2 | 93.2 | 93.2 | 93.2 |
| 56.8 | 74.7 | 83.3 | 89.5 | 91.2 | 92.7 | 93.7 | 94.4 | 94.8 | 94.8 | 94.8 | 94.8 | 94.8 | 94.8 | 94.8 | 94.8 | 94.8 |
| 57.4 | 74.8 | 83.6 | 89.7 | 91.4 | 93.2 | 94.2 | 96.1 | 96.5 | 96.5 | 96.5 | 96.5 | 96.5 | 96.5 | 96.5 | 96.5 | 96.5 |
| 57.4 | 74.8 | 83.6 | 89.8 | 91.6 | 93.8 | 95.3 | 96.6 | 97.2 | 97.3 | 97.4 | 97.4 | 97.5 | 97.5 | 97.5 | 97.5 | 97.5 |
| 57.4 | 74.9 | 83.6 | 89.8 | 91.7 | 93.8 | 95.3 | 96.6 | 97.2 | 97.3 | 97.4 | 97.4 | 97.5 | 97.5 | 97.5 | 97.5 | 97.5 |
| 57.4 | 75.0 | 83.7 | 90.4 | 92.3 | 94.2 | 95.9 | 97.2 | 98.1 | 99.1 | 99.1 | 99.1 | 99.1 | 99.2 | 99.2 | 99.2 | 99.2 |
| 57.4 | 75.0 | 83.7 | 90.4 | 92.3 | 94.2 | 96.0 | 97.3 | 98.1 | 99.1 | 99.1 | 99.1 | 99.2 | 99.4 | 99.4 | 99.4 | 99.4 |
| 57.4 | 75.0 | 83.7 | 90.4 | 92.3 | 94.2 | 96.0 | 97.6 | 98.4 | 99.7 | 99.7 | 99.7 | 99.8 | 99.9 | 99.9 | 99.9 | 99.9 |
| 57.4 | 75.0 | 83.7 | 90.4 | 92.3 | 94.2 | 96.0 | 97.6 | 98.4 | 99.7 | 99.7 | 99.7 | 99.8 | 99.9 | 99.9 | 99.9 | 99.9 |
| 57.4 | 75.0 | 83.7 | 90.4 | 92.3 | 94.2 | 96.0 | 97.6 | 98.4 | 99.7 | 99.7 | 99.7 | 99.8 | 99.9 | 99.9 | 99.9 | 99.9 |
| 57.4 | 75.0 | 83.7 | 90.4 | 92.3 | 94.2 | 96.0 | 97.6 | 98.4 | 99.7 | 99.7 | 99.7 | 99.8 | 99.9 | 99.9 | 99.9 | 99.9 |
| 57.4 | 75.0 | 83.7 | 90.4 | 92.3 | 94.2 | 96.0 | 97.6 | 98.4 | 99.7 | 99.7 | 99.7 | 99.8 | 99.9 | 99.9 | 99.9 | 99.9 |

TOTAL NUMBER OF OBSERVATIONS ...

...SAF ETAC ... 0-14-5 (OL A) PREVIOUS EDITIONS OF THIS FORM ARE OBSOLETE

...AL CLIMATOLOGY BRANCH
...ETAC
...WEATHER SERVICE/MAC

# CEILING VERSUS VISIBILITY

...TSUGI NAS JAPAN (STATION NAME) 74-67

## PERCENTAGE FREQUENCY OF OCCURRENCE
## (FROM HOURLY OBSERVATIONS)

VISIBILITY (STATUTE MILES)

| CEILING (FEET) | 20 | 25 | 24 | 23 | 22 | 21 | 20 | 19 | 18 | 17 | 16 | 15 | 14 | 13 |
|---|---|---|---|---|---|---|---|---|---|---|---|---|---|---|
| .0 | 46.0 | 46.1 | 47.2 | 47.7 | 48.0 | 48.1 | 48.1 | 48.2 | 48.3 | 48.4 | 48.7 | 48.7 | 48.7 | 48.7 |
| .2 | 44.7 | 47.0 | 49.3 | 49.8 | 50.1 | 50.2 | 50.4 | 50.4 | 50.4 | 50.4 | 50.4 | 50.4 | 50.4 | 50.4 |
| .5 | 44.7 | 47.0 | 49.3 | 49.8 | 50.1 | 50.2 | 50.4 | 50.4 | 50.4 | 50.4 | 50.4 | 50.4 | 50.4 | 50.4 |
| 1.0 | 44.7 | 47.0 | 49.3 | 49.8 | 50.1 | 50.2 | 50.4 | 50.4 | 50.4 | 50.4 | 50.4 | 50.4 | 50.4 | 50.4 |
| 2.0 | 44.2 | 47.5 | 49.8 | 50.2 | 50.6 | 50.7 | 50.8 | 50.9 | 50.9 | 50.9 | 50.9 | 50.9 | 50.9 | 50.9 |
| 3.0 | 47.2 | 49.3 | 51.6 | 52.0 | 52.3 | 52.5 | 52.7 | 52.7 | 52.7 | 52.7 | 52.7 | 52.7 | 52.7 | 52.7 |
| 4.0 | 58.6 | 60.4 | 61.1 | 61.4 | 61.6 | 61.7 | 61.7 | 61.7 | 61.7 | 61.7 | 61.7 | 61.7 | 61.7 | 61.7 |
| 5.0 | 58.8 | 59.2 | 61.4 | 62.0 | 62.4 | 62.5 | 62.7 | 62.7 | 62.7 | 62.7 | 62.7 | 62.7 | 62.7 | 62.7 |
| 6.0 | 64.6 | 67.4 | 70.1 | 70.8 | 71.1 | 71.2 | 71.4 | 71.4 | 71.4 | 71.4 | 71.4 | 71.4 | 71.4 | 71.4 |
| 7.0 | 66.2 | 67.7 | 70.2 | 71.6 | 71.9 | 72.1 | 72.2 | 72.2 | 72.2 | 72.2 | 72.2 | 72.2 | 72.2 | 72.2 |
| 8.0 | 67.1 | 68.8 | 72.9 | 73.5 | 73.8 | 74.0 | 74.2 | 74.2 | 74.2 | 74.2 | 74.2 | 74.2 | 74.2 | 74.2 |
| 9.0 | 72.4 | 73.6 | 77.7 | 78.4 | 78.7 | 78.8 | 79.0 | 79.0 | 79.0 | 79.0 | 79.0 | 79.0 | 79.0 | 79.0 |
| 10.0 | 74.6 | 77.4 | 81.9 | 82.9 | 83.2 | 83.4 | 83.5 | 83.5 | 83.5 | 83.5 | 83.5 | 83.5 | 83.5 | 83.5 |
| 12.0 | 77.2 | 80.9 | 85.8 | 86.9 | 87.4 | 87.5 | 87.7 | 87.7 | 87.7 | 87.7 | 87.7 | 87.7 | 87.7 | 87.7 |
| 14.0 | 77.4 | 81.4 | 86.8 | 88.0 | 89.0 | 89.2 | 89.4 | 89.5 | 89.5 | 89.5 | 89.6 | 89.6 | 89.6 | 89.6 |
| 16.0 | 78.5 | 82.6 | 88.4 | 90.1 | 91.1 | 91.8 | 92.2 | 92.2 | 92.2 | 92.2 | 92.2 | 92.2 | 92.2 | 92.2 |
| 18.0 | 79.1 | 83.0 | 89.2 | 91.6 | 92.6 | 93.2 | 93.7 | 93.7 | 93.7 | 93.7 | 93.7 | 93.7 | 93.7 | 93.7 |
| 20.0 | 79.2 | 83.4 | 89.6 | 92.2 | 93.2 | 93.9 | 94.3 | 94.3 | 94.3 | 94.3 | 94.3 | 94.3 | 94.3 | 94.3 |
| 22.0 | 79.3 | 83.4 | 89.5 | 92.2 | 93.2 | 93.9 | 94.3 | 94.3 | 94.3 | 94.3 | 94.3 | 94.3 | 94.3 | 94.3 |
| 25.0 | 79.8 | 83.4 | 90.1 | 93.4 | 94.3 | 95.2 | 95.6 | 95.6 | 95.6 | 95.6 | 95.6 | 95.6 | 95.6 | 95.6 |
| 30.0 | 79.9 | 83.5 | 90.3 | 94.2 | 95.2 | 96.0 | 97.1 | 97.1 | 97.1 | 97.3 | 97.3 | 97.3 | 97.3 | 97.3 |
| 35.0 | 79.9 | 84.2 | 91.5 | 94.5 | 95.5 | 96.3 | 97.9 | 97.9 | 97.9 | 98.1 | 98.1 | 98.1 | 98.2 | 98.2 |
| 40.0 | 80.0 | 84.2 | 90.5 | 94.5 | 95.5 | 96.3 | 97.9 | 97.9 | 98.1 | 98.2 | 98.2 | 98.2 | 98.4 | 98.4 |
| 45.0 | 80.0 | 84.2 | 90.6 | 94.8 | 96.1 | 96.9 | 98.5 | 98.5 | 98.7 | 99.2 | 99.2 | 99.2 | 99.4 | 99.4 |
| 50.0 | 80.0 | 84.2 | 90.6 | 94.8 | 96.1 | 96.9 | 98.7 | 98.9 | 99.1 | 99.5 | 99.5 | 99.5 | 99.7 | 99.7 |
| 55.0 | 80.0 | 84.2 | 90.6 | 94.8 | 96.1 | 96.9 | 98.7 | 99.0 | 99.4 | 99.8 | 99.8 | 99.8 | 100.0 | 100.0 |
| 60.0 | 80.0 | 84.2 | 90.6 | 94.8 | 96.1 | 96.9 | 98.7 | 99.0 | 99.4 | 99.8 | 99.8 | 99.8 | 100.0 | 100.0 |
| 65.0 | 80.0 | 84.2 | 90.6 | 94.8 | 96.1 | 96.9 | 98.7 | 99.0 | 99.4 | 99.8 | 99.8 | 99.8 | 100.0 | 100.0 |
| 70.0 | 80.0 | 84.2 | 90.6 | 94.8 | 96.1 | 96.9 | 98.7 | 99.0 | 99.4 | 99.8 | 99.8 | 99.8 | 100.0 | 100.0 |
| 75.0 | 80.0 | 84.2 | 90.6 | 94.8 | 96.1 | 96.9 | 98.7 | 99.0 | 99.4 | 99.8 | 99.8 | 99.8 | 100.0 | 100.0 |
| 80.0 | 80.0 | 84.2 | 90.6 | 94.8 | 96.1 | 96.9 | 98.7 | 99.0 | 99.4 | 99.8 | 99.8 | 99.8 | 100.0 | 100.0 |

TOTAL NUMBER OF OBSERVATIONS ...

USAF ETAC ... 0-14-5 (OL A) PREVIOUS EDITIONS OF THIS FORM ARE OBSOLETE

...L CLIMATOLOGY BRANCH
...ETAC
...WEATHER SERVICE/MAC

# CEILING VERSUS VISIBILI

...78 (MONTH) ATSUGI NAS JAPAN (STATION NAME) 77-82 (YEAR) (SHEET)

## PERCENTAGE FREQUENCY OF OCCURRENCE
## FROM HOURLY OBSERVATIONS

(USAF STATE MILES)

| | 25 | 25 | 24 | 23 | 22 | 21 | 20 | 19 | 18 | 17 | 16 | 15 | 14 | 13 |
|---|---|---|---|---|---|---|---|---|---|---|---|---|---|---|
| | 44.7 | 46.2 | 47.4 | 47.4 | 47.4 | 47.4 | 47.4 | 47.4 | 47.4 | 47.4 | 47.4 | 47.4 | 47.4 | 47.4 |
| | 47.4 | 49.3 | 50.5 | 50.5 | 50.5 | 50.5 | 50.5 | 50.5 | 50.5 | 50.5 | 50.5 | 50.5 | 50.5 | 50.5 |
| | 47.4 | 49.3 | 50.5 | 50.5 | 50.5 | 50.5 | 50.5 | 50.5 | 50.5 | 50.5 | 50.5 | 50.5 | 50.5 | 50.5 |
| | 47.4 | 49.3 | 50.5 | 50.5 | 50.5 | 50.5 | 50.5 | 50.5 | 50.5 | 50.5 | 50.5 | 50.5 | 50.5 | 50.5 |
| | 47.4 | 49.3 | 50.5 | 50.5 | 50.5 | 50.5 | 50.5 | 50.5 | 50.5 | 50.5 | 50.5 | 50.5 | 50.5 | 50.5 |
| | 49.7 | 51.7 | 52.9 | 52.9 | 52.9 | 52.9 | 52.9 | 52.9 | 52.9 | 52.9 | 52.9 | 52.9 | 52.9 | 52.9 |
| | 59.1 | 61.5 | 62.9 | 62.9 | 62.9 | 62.9 | 62.9 | 62.9 | 62.9 | 62.9 | 62.9 | 62.9 | 62.9 | 62.9 |
| | 61.7 | 62.4 | 63.9 | 63.9 | 63.9 | 63.9 | 63.9 | 63.9 | 63.9 | 63.9 | 63.9 | 63.9 | 63.9 | 63.9 |
| | 66.3 | 69.6 | 71.1 | 71.1 | 71.1 | 71.1 | 71.1 | 71.1 | 71.1 | 71.1 | 71.1 | 71.1 | 71.1 | 71.1 |
| | 66.7 | 70.1 | 71.5 | 71.5 | 71.5 | 71.5 | 71.5 | 71.5 | 71.5 | 71.5 | 71.5 | 71.5 | 71.5 | 71.5 |
| | 67.9 | 71.8 | 73.2 | 73.2 | 73.2 | 73.2 | 73.2 | 73.2 | 73.2 | 73.2 | 73.2 | 73.2 | 73.2 | 73.2 |
| | 70.6 | 75.8 | 77.5 | 77.5 | 77.5 | 77.5 | 77.5 | 77.5 | 77.5 | 77.5 | 77.5 | 77.5 | 77.5 | 77.5 |
| | 73.9 | 79.4 | 81.3 | 81.3 | 81.3 | 81.3 | 81.3 | 81.3 | 81.3 | 81.3 | 81.3 | 81.3 | 81.3 | 81.3 |
| | 77.2 | 85.2 | 87.1 | 87.6 | 87.8 | 87.8 | 87.8 | 87.8 | 87.8 | 87.8 | 87.8 | 87.8 | 87.8 | 87.8 |
| | 80.1 | 87.3 | 89.7 | 90.2 | 90.7 | 90.7 | 90.7 | 90.7 | 90.7 | 90.7 | 90.7 | 90.7 | 90.7 | 90.7 |
| | 81.6 | 89.5 | 91.9 | 92.5 | 92.8 | 92.8 | 92.8 | 92.8 | 92.8 | 92.8 | 92.8 | 92.8 | 92.8 | 92.8 |
| | 82.1 | 90.4 | 93.1 | 94.0 | 95.2 | 95.5 | 95.5 | 95.5 | 95.5 | 95.5 | 95.5 | 95.5 | 95.5 | 95.5 |
| | 82.1 | 90.4 | 93.1 | 94.5 | 95.5 | 95.7 | 95.7 | 95.7 | 95.7 | 95.7 | 95.7 | 95.7 | 95.7 | 95.7 |
| | 82.1 | 90.7 | 93.3 | 94.5 | 95.7 | 95.9 | 95.9 | 95.9 | 95.9 | 95.9 | 95.9 | 95.9 | 95.9 | 95.9 |
| | 82.1 | 91.6 | 94.5 | 95.7 | 96.9 | 97.4 | 97.4 | 97.4 | 97.4 | 97.4 | 97.4 | 97.4 | 97.4 | 97.4 |
| | 82.1 | 92.1 | 95.7 | 96.2 | 97.4 | 98.1 | 98.3 | 98.3 | 98.3 | 98.3 | 98.3 | 98.3 | 98.3 | 98.3 |
| | 82.1 | 92.1 | 95.7 | 96.9 | 98.1 | 98.9 | 99.0 | 99.0 | 99.0 | 99.0 | 99.0 | 99.0 | 99.0 | 99.0 |
| | 82.1 | 92.1 | 95.7 | 96.9 | 98.1 | 98.3 | 99.1 | 99. | 99. | 99. | 99. | 99. | 99. | 99. |
| | 82.1 | 92.1 | 95.7 | 96.9 | 98.3 | 99.0 | 100.0 | 100.0 | 100.0 | 100.0 | 100.0 | 100.0 | 100.0 | 100.0 |
| | 82.1 | 92.1 | 95.7 | 96.9 | 98.3 | 99.0 | 100.0 | 100.0 | 100.0 | 100.0 | 100.0 | 100.0 | 100.0 | 100.0 |
| | 82.1 | 92.1 | 95.7 | 96.9 | 98.3 | 99.0 | 100.0 | 100.0 | 100.0 | 100.0 | 100.0 | 100.0 | 100.0 | 100.0 |
| | 82.1 | 92.1 | 95.7 | 96.9 | 98.3 | 99.0 | 100.0 | 100.0 | 100.0 | 100.0 | 100.0 | 100.0 | 100.0 | 100.0 |
| | 82.1 | 92.1 | 95.7 | 96.9 | 98.3 | 99.0 | 100.0 | 100.0 | 100.0 | 100.0 | 100.0 | 100.0 | 100.0 | 100.0 |
| | 82.1 | 92.1 | 95.7 | 96.9 | 98.3 | 99.0 | 100.0 | 100.0 | 100.0 | 100.0 | 100.0 | 100.0 | 100.0 | 100.0 |
| | 82.1 | 92.1 | 95.7 | 96.9 | 98.3 | 99.0 | 100.0 | 100.0 | 100.0 | 100.0 | 100.0 | 100.0 | 100.0 | 100.0 |
| | 82.1 | 92.1 | 95.7 | 96.9 | 98.3 | 99.0 | 100.0 | 100.0 | 100.0 | 100.0 | 100.0 | 100.0 | 100.0 | 100.0 |

TOTAL NUMBER OF OBSERVATIONS _____

USAF ETAC ... 0-14-5 (OL A) PREVIOUS EDITIONS OF THIS FORM ARE OBSOLETE

AL CLIMATOLOGY BRANCH
MAC
AFB

# CEILING VERSUS VISIBILITY

ATSUGI NAS JAPAN

PERCENTAGE FREQUENCY OF OCCURRENCE
FROM HOURLY OBSERVATIONS

ALL

STATE MILES

| | 26 | 25 | 24 | 23 | 22 | 21 | 20 | 19 | 18 | 17 | 16 | 15 | 14 | 13 |
|---|---|---|---|---|---|---|---|---|---|---|---|---|---|---|
| | 54.2 | 56.2 | 58.3 | 60.4 | 60.7 | 61.0 | 61.1 | 61.1 | 61.1 | 61.1 | 61.1 | 61.1 | 61.1 | 61. |
| | 57.3 | 59.5 | 62.7 | 64.5 | 64.6 | 65.1 | 65.2 | 65.2 | 65.2 | 65.2 | 65.2 | 65.2 | 65.2 | 65. |
| | 57.3 | 58.7 | 62.7 | 64.6 | 64.7 | 65.1 | 65.2 | 65.3 | 65.3 | 65.3 | 65.3 | 65.3 | 65.3 | 65. |
| | 57.3 | 59.7 | 62.7 | 64.6 | 64.9 | 65.1 | 65.2 | 65.3 | 65.3 | 65.3 | 65.3 | 65.3 | 65.3 | 65. |
| | 57.6 | 59.9 | 63.1 | 65.0 | 65.3 | 65.6 | 65.7 | 65.8 | 65.8 | 65.8 | 65.8 | 65.8 | 65.8 | 65. |
| | 57.7 | 60.2 | 65.5 | 67.4 | 67.8 | 68.1 | 68.2 | 68.3 | 68.3 | 68.3 | 68.3 | 68.3 | 68.3 | 68. |
| | 62.6 | 65.5 | 69.0 | 71.1 | 71.6 | 71.9 | 72.1 | 72.2 | 72.2 | 72.2 | 72.2 | 72.2 | 72.2 | 72. |
| | 63.3 | 66.2 | 69.6 | 71.7 | 72.2 | 72.5 | 72.7 | 72.8 | 72.8 | 72.8 | 72.8 | 72.8 | 72.8 | 72. |
| | 67.2 | 70.1 | 73.3 | 75.2 | 76.0 | 77.2 | 77.5 | 77.6 | 77.6 | 77.6 | 77.6 | 77.6 | 77.6 | 77. |
| | 69.1 | 71.3 | 74.8 | 77.2 | 77.6 | 78.7 | 78.9 | 78.9 | 78.9 | 78.9 | 78.9 | 78.9 | 78.9 | 78. |
| | 69.1 | 72.1 | 75.9 | 78.3 | 78.9 | 79.4 | 79.6 | 79.8 | 79.8 | 79.8 | 79.8 | 79.8 | 79.8 | 79. |
| | 72.2 | 75.3 | 79.4 | 82.2 | 82.8 | 83.1 | 83.3 | 83.5 | 83.5 | 83.5 | 83.5 | 83.5 | 83.5 | 83. |
| | 74.4 | 77.7 | 82.1 | 84.7 | 85.4 | 85.9 | 86.2 | 86.3 | 86.3 | 86.3 | 86.4 | 86.4 | 86.4 | 86. |
| | 77.5 | 81.3 | 86.2 | 89.5 | 90.3 | 91.2 | 91.4 | 91.6 | 91.6 | 91.6 | 91.6 | 91.6 | 91.6 | 91. |
| | 78.6 | 82.5 | 87.6 | 91.1 | 92.0 | 92.9 | 93.3 | 93.5 | 93.5 | 93.5 | 93.5 | 93.5 | 93.6 | 93. |
| | 79.5 | 83.5 | 88.8 | 92.4 | 93.2 | 94.5 | 95.1 | 95.3 | 95.4 | 95.4 | 95.4 | 95.4 | 95.4 | 95. |
| | 80.3 | 84.3 | 89.7 | 93.6 | 94.6 | 95.9 | 96.5 | 96.7 | 96.8 | 96.8 | 96.8 | 96.8 | 96.8 | 96. |
| | 80.5 | 84.5 | 89.9 | 94.2 | 95.2 | 96.4 | 97.1 | 97.3 | 97.4 | 97.4 | 97.4 | 97.4 | 97.4 | 97. |
| | 80.5 | 84.5 | 89.9 | 94.2 | 95.3 | 96.4 | 97.1 | 97.3 | 97.4 | 97.4 | 97.4 | 97.4 | 97.4 | 97. |
| | 80.6 | 84.7 | 90.2 | 94.4 | 95.6 | 96.9 | 97.6 | 97.8 | 97.9 | 97.9 | 97.9 | 97.9 | 97.9 | 97. |
| | 80.6 | 84.8 | 90.3 | 94.5 | 95.9 | 97.3 | 98.2 | 98.4 | 98.6 | 98.6 | 98.7 | 98.7 | 98.7 | 98. |
| | 80.6 | 84.9 | 90.3 | 94.6 | 96.0 | 97.4 | 98.3 | 98.7 | 98.9 | 99.0 | 99.0 | 99.1 | 99.1 | 99. |
| | 80.6 | 84.9 | 90.3 | 94.6 | 96.0 | 97.4 | 98.4 | 98.8 | 99.0 | 99.1 | 99.1 | 99.2 | 99.2 | 99. |
| | 80.6 | 84.9 | 90.3 | 94.6 | 96.0 | 97.5 | 98.5 | 99.0 | 99.2 | 99.3 | 99.4 | 99.4 | 99.5 | 99. |
| | 80.6 | 84.9 | 90.3 | 94.6 | 96.1 | 97.5 | 98.5 | 99.0 | 99.3 | 99.4 | 99.4 | 99.5 | 99.6 | 99. |
| | 80.6 | 84.9 | 90.3 | 94.6 | 96.1 | 97.5 | 98.5 | 99.0 | 99.3 | 99.4 | 99.5 | 99.6 | 99.7 | 99. |
| | 80.6 | 84.9 | 90.3 | 94.6 | 96.1 | 97.5 | 98.6 | 99.1 | 99.4 | 99.5 | 99.6 | 99.7 | 99.8 | 99. |
| | 80.6 | 84.9 | 90.3 | 94.6 | 96.1 | 97.5 | 98.6 | 99.1 | 99.4 | 99.5 | 99.6 | 99.7 | 99.8 | 99. |
| | 80.6 | 84.9 | 90.3 | 94.6 | 96.1 | 97.5 | 98.6 | 99.1 | 99.4 | 99.5 | 99.6 | 99.8 | 99.9 | 99. |
| | 80.6 | 84.9 | 90.3 | 94.6 | 96.1 | 97.6 | 98.6 | 99.2 | 99.4 | 99.6 | 99.7 | 99.8 | 99.9 | 99.91 |
| | 80.6 | 84.9 | 90.3 | 94.6 | 96.1 | 97.6 | 98.6 | 99.2 | 99.4 | 99.6 | 99.7 | 99.8 | 99.9 | 99.91 |
| | 80.6 | 84.9 | 90.3 | 94.6 | 96.1 | 97.6 | 98.6 | 99.2 | 99.4 | 99.6 | 99.7 | 99.8 | 99.9 | 99.91 |

TOTAL NUMBER OF OBSERVATIONS 5367

USAF ETAC 0-14-5 (OL A) PREVIOUS EDITIONS OF THIS FORM ARE OBSOLETE

# CEILING VERSUS VISIBIL

[illegible] CLIMATOLOGY [illegible] OF
[illegible]
[illegible] WEATHER SERVICE/MAC

[illegible] ITSUKI [illegible] JAPAN — 74-03

PERCENTAGE FREQUENCY OF OCCURRENCE
FROM HOURLY OBSERVATIONS

[illegible] STATE WBAN

| CEILING (HUNDREDS OF FEET) | 26 | 25 | 24 | 23 | 22 | 21 | 20 | 19 | 18 | 17 | 16 | 15 | 14 |
|---|---|---|---|---|---|---|---|---|---|---|---|---|---|
| [illegible] | [illegible] | [illegible] | 56.2 | [illegible] | 56.6 | [illegible] | 59.0 | [illegible] | [illegible] | [illegible] | [illegible] | [illegible] | [illegible] |
| [illegible] | [illegible] | [illegible] | 61.1 | 62.1 | 62.1 | 62.1 | 62.3 | 62.5 | 62.6 | 62.6 | 62.6 | 62.6 | 62.6 |
| [illegible] | [illegible] | [illegible] | 62.1 | 62.1 | 62.1 | 62.1 | 62.3 | 62.5 | 62.8 | 62.8 | 62.8 | 62.8 | 62.8 |
| [illegible] | [illegible] | [illegible] | 62.1 | 62.1 | 62.1 | 62.1 | 62.3 | 62.5 | 62.8 | 62.8 | 62.8 | 62.8 | 62.8 |
| [illegible] | 57.1 | 60.0 | 62.6 | 62.6 | 62.6 | 63.1 | 63.3 | 63.3 | 63.3 | 63.3 | 63.3 | 63.3 | 63.3 |
| [illegible] | 58.1 | 61.4 | 64.7 | 64.4 | 64.4 | 64.7 | 65.1 | 65.1 | 65.1 | 65.1 | 65.1 | 65.1 | 65.1 |
| [illegible] | 63.3 | 67.1 | 70.2 | 70.6 | 70.9 | 71.3 | 71.6 | 71.6 | 71.6 | 71.6 | 71.6 | 71.6 | 71.6 |
| [illegible] | 64.2 | 67.8 | 71.9 | 71.5 | 71.6 | 72.0 | 72.3 | 72.3 | 72.3 | 72.3 | 72.3 | 72.3 | 72.3 |
| [illegible] | 70.6 | 74.6 | 78.2 | 78.5 | 78.9 | 79.2 | 79.6 | 79.6 | 79.6 | 79.6 | 79.6 | 79.6 | 79.6 |
| [illegible] | 71.5 | 75.4 | 79.2 | 79.4 | 79.8 | 80.1 | 80.4 | 80.4 | 80.4 | 80.4 | 80.4 | 80.4 | 80.4 |
| [illegible] | 72.5 | 76.5 | 79.9 | 80.4 | 80.8 | 81.1 | 81.5 | 81.5 | 81.5 | 81.5 | 81.5 | 81.5 | 81.5 |
| [illegible] | 76.3 | 80.6 | 84.1 | 84.6 | 84.9 | 85.3 | 85.6 | 85.6 | 85.6 | 85.6 | 85.6 | 85.6 | 85.6 |
| [illegible] | 78.5 | 82.9 | 86.3 | 86.7 | 87.2 | 87.5 | 87.9 | 87.9 | 87.9 | 87.9 | 87.9 | 87.9 | 87.9 |
| [illegible] | 81.1 | 86.1 | 90.1 | 91.1 | 91.3 | 91.7 | 92.0 | 92.0 | 92.0 | 92.0 | 92.0 | 92.0 | 92.0 |
| [illegible] | 82.0 | 87.2 | 91.3 | 92.2 | 92.7 | 93.3 | 93.9 | 93.9 | 93.9 | 93.9 | 93.9 | 93.9 | 93.9 |
| [illegible] | 83.1 | 88.4 | 92.7 | 93.6 | 94.5 | 95.2 | 95.7 | 95.7 | 95.7 | 95.7 | 95.7 | 95.7 | 95.7 |
| 1.1 | 83.7 | 89.3 | 93.9 | 94.8 | 95.7 | 96.4 | 96.9 | 96.9 | 96.9 | 96.9 | 96.9 | 96.9 | 96.9 |
| 1.1 | 83.7 | 89.3 | 94.1 | 95.3 | 96.5 | 97.2 | 97.6 | 97.8 | 97.8 | 97.8 | 97.8 | 97.8 | 97.8 |
| 1.1 | 83.7 | 89.3 | 94.1 | 95.3 | 96.5 | 97.2 | 97.8 | 97.8 | 97.8 | 97.8 | 97.8 | 97.8 | 97.8 |
| 1.5 | 84.4 | 90.0 | 94.8 | 96.2 | 97.2 | 97.9 | 98.4 | 98.4 | 98.4 | 98.4 | 98.4 | 98.4 | 98.4 |
| 1.5 | 84.4 | 90.0 | 94.8 | 96.5 | 97.9 | 98.4 | 99.0 | 99.0 | 99.0 | 99.0 | 99.0 | 99.0 | 99.0 |
| 1.5 | 84.4 | 90.0 | 94.8 | 96.5 | 97.9 | 98.6 | 99.3 | 99.3 | 99.3 | 99.3 | 99.3 | 99.3 | 99.3 |
| 1.5 | 84.4 | 90.0 | 94.8 | 96.5 | 97.1 | 99.1 | 99.8 | 99.8 | 99.8 | 99.8 | 99.8 | 99.8 | 99.8 |
| 1.5 | 84.4 | 90.0 | 94.8 | 96.5 | 98.1 | 99.1 | 99.8 | 99.8 | 99.8 | 99.8 | 99.8 | 99.8 | 99.8 |
| 1.5 | 84.4 | 90.0 | 94.8 | 96.5 | 98.1 | 99.1 | 99.8 | 99.8 | 99.8 | 99.8 | 99.8 | 99.8 | 99.8 |
| 1.5 | 84.4 | 90.0 | 94.8 | 96.5 | 98.1 | 99.1 | 99.8 | 99.8 | 99.8 | 99.8 | 99.8 | 99.8 | 99.8 |
| 1.5 | 84.4 | 90.0 | 94.8 | 96.5 | 98.1 | 99.1 | 99.8 | 99.8 | 99.8 | 99.8 | 99.8 | 99.8 | 99.8 |
| 1.5 | 84.4 | 90.0 | 94.8 | 96.5 | 98.1 | 99.1 | 99.8 | 99.8 | 99.8 | 99.8 | 99.8 | 99.8 | 99.8 |
| 1.5 | 84.4 | 90.0 | 94.8 | 96.5 | 98.1 | 99.1 | 99.8 | 99.8 | 99.8 | 99.8 | 99.8 | 99.8 | 99.8 |
| 1.5 | 84.4 | 90.0 | 94.8 | 96.5 | 98.1 | 99.1 | 99.8 | 99.8 | 99.8 | 99.8 | 99.8 | 99.8 | 99.8 |
| 1.5 | 84.4 | 90.0 | 94.8 | 96.5 | 98.1 | 99.1 | 99.8 | 99.8 | 99.8 | 99.8 | 99.8 | 99.8 | 99.8 |

TOTAL NUMBER OF OBSERVATIONS _____

USAF ETAC [illegible] 0-14-5 /OL A1 PREVIOUS EDITIONS OF THIS FORM ARE OBSOLETE

# CEILING VERSUS VISIBI

PERCENTAGE FREQUENCY OF OCCURRENCE
FROM HOURLY OBSERVATIONS

TOTAL NUMBER OF OBSERVATIONS _____

USAF ETAC 0-14-5 (OL A) PREVIOUS EDITIONS OF THIS FORM ARE OBSOLETE

# CEILING VERSUS VISIB

PERCENTAGE FREQUENCY OF OCCURRENCE
FROM HOURLY OBSERVATIONS

TOTAL NUMBER OF OBSERVATIONS _____

USAF ETAC 0-14-5 (OL A) PREVIOUS EDITIONS OF THIS FORM ARE OBSOLETE

# CEILING VERSUS VISI

PERCENTAGE FREQUENCY OF OCCURRENCE
FROM HOURLY OBSERVATIONS

| | | | | | | | | | | | | | | | |
|---|---|---|---|---|---|---|---|---|---|---|---|---|---|---|---|
| | | | | | | | | | | | | | | | |
| | | | | | | | | | | | | | | | |
| | | | | | | | | | | | | | | | |

# CEILING VERSUS VISIB

PERCENTAGE FREQUENCY OF OCCURRENCE
FROM HOURLY OBSERVATIONS

TOTAL NUMBER OF OBSERVATIONS _____

USAF ETAC 0-14-5 (OL A) PREVIOUS EDITIONS OF THIS FORM ARE OBSOLETE

# CEILING VERSUS VISIBI

PERCENTAGE FREQUENCY OF OCCURRENCE
FROM HOURLY OBSERVATIONS

TOTAL NUMBER OF OBSERVATIONS _____

USAF ETAC 0-14-5 (OL A) PREVIOUS EDITIONS OF THIS FORM ARE OBSOLETE

# CEILING VERSUS VISIBILI

STATION NAME

PERCENTAGE FREQUENCY OF OCCURRENCE
FROM HOURLY OBSERVATIONS

| | | | | | | | | | | | | | | | | |
|---|---|---|---|---|---|---|---|---|---|---|---|---|---|---|---|---|
| | 46.7 | 46.2 | 49.8 | 49.3 | 49.7 | 49.7 | 49.7 | 49.7 | 49.3 | 50.1 | 50.1 | 50.1 | 50.1 | 50.1 | | |
| | 49.7 | 52.2 | 53.5 | 54.3 | 54.4 | 54.4 | 54.4 | 54.4 | 54.3 | 54.4 | 54.4 | 54.4 | 54.4 | 54.4 | | |
| | 49.7 | 52.2 | 53.5 | 54.3 | 54.4 | 54.4 | 54.4 | 54.4 | 54.3 | 54.4 | 54.4 | 54.4 | 54.4 | 54.4 | | |
| | 49.7 | 52.2 | 53.5 | 54.3 | 54.4 | 54.4 | 54.4 | 54.4 | 54.3 | 54.4 | 54.4 | 54.4 | 54.4 | 54.4 | | |
| | 49.7 | 52.2 | 53.5 | 54.3 | 54.4 | 54.4 | 54.4 | 54.4 | 54.3 | 54.4 | 54.4 | 54.4 | 54.4 | 54.4 | | |
| | 52.4 | 54.8 | 56.1 | 56.7 | 57.1 | 57.3 | 57.3 | 57.4 | 57.3 | 57.6 | 57.6 | 57.6 | 57.6 | 57.6 | | |
| | 58.3 | 61.8 | 63.7 | 64.2 | 64.5 | 64.8 | 64.8 | 65.0 | 65.2 | 65.2 | 65.2 | 65.2 | 65.2 | 65.2 | | |
| | 59.3 | 62.3 | 64.2 | 64.6 | 65.2 | 65.3 | 65.3 | 65.3 | 65.2 | 65.7 | 65.7 | 65.7 | 65.7 | 65.7 | | |
| | 63.5 | 66.5 | 68.5 | 69.3 | 69.9 | 70.1 | 70.1 | 70.2 | 70.4 | 70.4 | 70.4 | 70.4 | 70.4 | 70.4 | | |
| | 64.2 | 67.2 | 69.3 | 70.1 | 70.6 | 70.6 | 70.6 | 70.6 | 71.1 | 71.2 | 71.2 | 71.2 | 71.2 | 71.2 | | |
| | 65.3 | 68.4 | 70.4 | 71.2 | 71.8 | 71.9 | 71.9 | 72.1 | 72.3 | 72.3 | 72.3 | 72.3 | 72.3 | 72.3 | | |
| | 68.2 | 71.9 | 74.2 | 75.5 | 76.1 | 76.3 | 76.3 | 76.5 | 76.6 | 76.6 | 76.6 | 76.6 | 76.6 | 76.6 | | |
| | 71.7 | 76.3 | 78.5 | 79.6 | 80.2 | 80.2 | 80.2 | 80.4 | 80.6 | 80.6 | 80.6 | 80.6 | 80.6 | 80.6 | | |
| | 73.6 | 79.3 | 82.1 | 84.1 | 84.7 | 85.1 | 85.1 | 85.2 | 85.5 | 85.5 | 85.5 | 85.5 | 85.5 | 85.5 | | |
| | 75.1 | 81.2 | 85.7 | 86.6 | 87.4 | 87.6 | 87.8 | 87.9 | 88.1 | 88.1 | 88.1 | 88.1 | 88.1 | 88.1 | | |
| | 75.2 | 82.7 | 87.6 | 89.6 | 89.6 | 90.1 | 90.2 | 90.4 | 90.6 | 90.6 | 90.6 | 90.6 | 90.6 | 90.6 | | |
| | 76.1 | 82.9 | 87.9 | 89.1 | 90.4 | 91.0 | 91.0 | 91.1 | 91.2 | 91.3 | 91.3 | 91.3 | 91.3 | 91.3 | | |
| | 76.7 | 83.2 | 88.7 | 90.4 | 91.3 | 92.1 | 92.1 | 92.2 | 92.5 | 92.5 | 92.5 | 92.5 | 92.5 | 92.5 | | |
| | 76.5 | 83.4 | 88.9 | 90.2 | 91.6 | 92.3 | 92.3 | 92.5 | 92.7 | 92.7 | 92.7 | 92.7 | 92.7 | 92.7 | | |
| | 77.0 | 84.2 | 89.2 | 91.0 | 92.9 | 94.2 | 94.2 | 94.4 | 94.7 | 94.7 | 94.7 | 94.7 | 94.7 | 94.7 | | |
| | 77.1 | 84.4 | 89.4 | 91.7 | 93.2 | 95.7 | 95.9 | 96.0 | 96.6 | 96.6 | 96.6 | 96.6 | 96.6 | 96.6 | | |
| | 77.2 | 84.6 | 91.2 | 92.5 | 94.2 | 97.2 | 97.2 | 97.2 | 97.7 | 97.7 | 97.7 | 97.7 | 97.7 | 97.7 | | |
| | 77.2 | 84.6 | 91.2 | 92.5 | 94.2 | 97.2 | 97.2 | 97.2 | 97.7 | 97.7 | 97.7 | 97.7 | 97.7 | 97.7 | | |
| | 77.2 | 84.6 | 91.1 | 92.7 | 94.4 | 97.6 | 98.3 | 98.7 | 99.2 | 99.2 | 99.2 | 99.2 | 99.2 | 99.2 | | |
| | 77.2 | 84.6 | 91.1 | 92.7 | 94.4 | 97.6 | 98.3 | 98.7 | 99.2 | 99.2 | 99.2 | 99.2 | 99.2 | 99.2 | | |
| | 77.2 | 84.7 | 91.3 | 92.6 | 94.5 | 97.7 | 98.5 | 98.9 | 99.4 | 99.4 | 99.4 | 99.4 | 99.4 | 99.4 | | |
| | 77.2 | 84.7 | 91.3 | 92.8 | 94.6 | 97.7 | 98.5 | 98.9 | 99.4 | 99.4 | 99.4 | 99.4 | 99.4 | 99.4 | | |
| | 77.2 | 84.9 | 91.5 | 93.0 | 94.7 | 97.9 | 98.9 | 99.2 | 99.6 | 99.6 | 99.6 | 99.6 | 99.6 | 99.6 | | |
| | 77.2 | 84.9 | 91.5 | 93.0 | 94.7 | 97.9 | 98.9 | 99.2 | 99.6 | 99.6 | 99.6 | 99.6 | 99.6 | 99.6 | | |
| | 77.2 | 84.9 | 91.5 | 93.0 | 94.7 | 97.9 | 98.9 | 99.2 | 99.6 | 99.6 | 99.6 | 99.6 | 99.6 | 99.6 | | |
| | 77.2 | 84.9 | 91.5 | 93.0 | 94.7 | 97.9 | 98.9 | 99.2 | 99.6 | 99.6 | 99.6 | 99.6 | 99.6 | 99.6 | | |

TOTAL NUMBER OF OBSERVATIONS _____

USAF ETAC 0-14-5 (OL A) PREVIOUS EDITIONS OF THIS FORM ARE OBSOLETE

...TAL CLIMATOLOGY ...MARCH
...SEVAC
... WEATHER SERVICE/MAC

# CEILING VERSUS VISIBILI

...7872 ATSUGI NAS JAPAN 74-83 ...SEP

PERCENTAGE FREQUENCY OF OCCURRENCE
FROM HOURLY OBSERVATIONS

...ALL

| | | | | | | | | | | | | | | | | | | | | | | | |
|---|---|---|---|---|---|---|---|---|---|---|---|---|---|---|---|---|---|---|---|---|---|---|---|
| ...0 | 42.4 | 44.7 | 47.0 | 47.2 | 46.5 | 48.7 | 48.3 | 48.8 | 48.3 | 48.0 | 47.9 | 47.9 | 48.9 | 48.9 | 48.9 | 48.9 | 48.9 | 48.9 | 48.9 | 48.9 | 48.9 | 48.9 | 48.9 |
| ...0 | 48.4 | 48.6 | 52.0 | 53.4 | 53.7 | 54.2 | 54.0 | 54.2 | 54.2 | 54.2 | 54.2 | 54.2 | 54.2 | 54.2 | 54.2 | 54.2 | 54.2 | 54.2 | 54.2 | 54.2 | 54.2 | 54.2 | 54.2 |
| ...0 | 48.4 | 49.7 | 52.0 | 53.4 | 53.7 | 54.1 | 54.1 | 54.1 | 54.2 | 54.2 | 54.2 | 54.2 | 54.2 | 54.2 | 54.2 | 54.2 | 54.2 | 54.2 | 54.2 | 54.2 | 54.2 | 54.2 | 54.2 |
| ...0 | 48.4 | 49.3 | 52.0 | 53.4 | 53.7 | 54.1 | 54.1 | 54.1 | 54.2 | 54.2 | 54.2 | 54.2 | 54.2 | 54.2 | 54.2 | 54.2 | 54.2 | 54.2 | 54.2 | 54.2 | 54.2 | 54.2 | 54.2 |
| ...0 | 47.0 | 49.0 | 52.7 | 54.1 | 54.4 | 54.8 | 54.8 | 54.8 | 55.0 | 55.0 | 55.0 | 55.0 | 55.0 | 55.0 | 55.0 | 55.0 | 55.0 | 55.0 | 55.0 | 55.0 | 55.0 | 55.0 | 55.0 |
| ...0 | 46.6 | 51.7 | 54.8 | 56.1 | 56.5 | 56.8 | 56.9 | 56.9 | 57.0 | 57.0 | 57.0 | 57.0 | 57.0 | 57.0 | 57.0 | 57.0 | 57.0 | 57.0 | 57.0 | 57.0 | 57.0 | 57.0 | 57.0 |
| ...0 | 52.3 | 58.7 | 59.4 | 61.4 | 61.7 | 62.1 | 62.2 | 62.2 | 62.3 | 62.4 | 62.4 | 62.4 | 62.4 | 62.4 | 62.4 | 62.4 | 62.4 | 62.4 | 62.4 | 62.4 | 62.4 | 62.4 | 62.4 |
| ...0 | 52.7 | 56.2 | 59.6 | 61.3 | 62.3 | 62.7 | 62.8 | 62.8 | 62.9 | 62.9 | 62.9 | 62.9 | 62.9 | 62.9 | 62.9 | 62.9 | 62.9 | 62.9 | 62.9 | 62.9 | 62.9 | 62.9 | 62.9 |
| ...0 | 55.5 | 60.2 | 64.2 | 66.6 | 67.. | 67.4 | 67.6 | 67.6 | 67.7 | 67.7 | 67.7 | 67.7 | 67.7 | 67.7 | 67.7 | 67.7 | 67.7 | 67.7 | 67.7 | 67.7 | 67.7 | 67.7 | 67.7 |
| ...0 | 56.9 | 60.6 | 64.7 | 67.2 | 67.6 | 68.0 | 68.1 | 68.1 | 68.3 | 68.3 | 68.3 | 68.3 | 68.3 | 68.3 | 68.3 | 68.3 | 68.3 | 68.3 | 68.3 | 68.3 | 68.3 | 68.3 | 68.3 |
| ...0 | 58.0 | 61.9 | 66.2 | 68.9 | 69.3 | 69.7 | 69.9 | 69.9 | 70.0 | 70.0 | 70.0 | 70.0 | 70.0 | 70.0 | 70.0 | 70.0 | 70.0 | 70.0 | 70.0 | 70.0 | 70.0 | 70.0 | 70.0 |
| ...0 | 61.4 | 65.5 | 71.6 | 73.5 | 74.0 | 74.4 | 74.6 | 74.7 | 74.8 | 74.8 | 74.8 | 74.8 | 74.8 | 74.8 | 74.8 | 74.8 | 74.8 | 74.8 | 74.8 | 74.8 | 74.8 | 74.8 | 74.8 |
| ...0 | 64.6 | 69.2 | 74.7 | 77.1 | 78.6 | 79.0 | 79.2 | 79.4 | 79.. | 79.5 | 79.5 | 79.5 | 79.5 | 79.5 | 79.5 | 79.5 | 79.5 | 79.5 | 79.5 | 79.5 | 79.5 | 79.5 | 79.5 |
| ...0 | 67.6 | 72.5 | 78.9 | 82.8 | 83.4 | 84.2 | 84.6 | 84.6 | 84.8 | 84.8 | 84.8 | 84.8 | 84.8 | 84.8 | 84.8 | 84.8 | 84.8 | 84.8 | 84.8 | 84.8 | 84.8 | 84.8 | 84.8 |
| ...0 | 69.2 | 74.0 | 80.7 | 85.1 | 86.0 | 86.8 | 87.2 | 87.4 | 87.5 | 87.6 | 87.6 | 87.6 | 87.6 | 87.6 | 87.6 | 87.6 | 87.6 | 87.6 | 87.6 | 87.6 | 87.6 | 87.6 | 87.6 |
| ...0 | 70.6 | 75.6 | 82.6 | 87.3 | 88.3 | 89.7 | 89.9 | 90.1 | 90.2 | 90.3 | 90.3 | 90.3 | 90.3 | 90.3 | 90.3 | 90.3 | 90.3 | 90.3 | 90.3 | 90.3 | 90.3 | 90.3 | 90.3 |
| ...0 | 71.2 | 76.2 | 83.5 | 88.4 | 89.4 | 90.7 | 91.4 | 91.6 | 91.8 | 91.9 | 91.9 | 91.9 | 91.9 | 91.9 | 91.9 | 91.9 | 91.9 | 91.9 | 91.9 | 91.9 | 91.9 | 91.9 | 91.9 |
| ...0 | 71.7 | 76.9 | 84.2 | 89.2 | 90.4 | 91.8 | 92.5 | 92.5 | 93.0 | 93.1 | 93.1 | 93.1 | 93.1 | 93.1 | 93.1 | 93.1 | 93.1 | 93.1 | 93.1 | 93.1 | 93.1 | 93.1 | 93.1 |
| ...0 | 71.7 | 76.9 | 84.2 | 89.3 | 91.4 | 91.9 | 92.6 | 92.8 | 93.1 | 93.1 | 93.2 | 93.2 | 93.2 | 93.2 | 93.2 | 93.2 | 93.2 | 93.2 | 93.2 | 93.2 | 93.2 | 93.2 | 93.2 |
| ...0 | 72.0 | 77.2 | 84.6 | 89.6 | 91.1 | 92.6 | 93.5 | 93.8 | 94.1 | 94.3 | 94.3 | 94.3 | 94.3 | 94.3 | 94.3 | 94.3 | 94.3 | 94.3 | 94.3 | 94.3 | 94.3 | 94.3 | 94.3 |
| ...0 | 72.1 | 77.2 | 84.7 | 90.4 | 91.7 | 93.3 | 94.6 | 95.1 | 95.6 | 95.7 | 95.8 | 95.9 | 95.9 | 95.9 | 95.9 | 95.9 | 95.9 | 95.9 | 95.9 | 95.9 | 95.9 | 95.9 | 95.9 |
| ...0 | 72.1 | 77.3 | 84.8 | 90.6 | 92.0 | 93.7 | 95.5 | 96.2 | 97.0 | 97.3 | 97.5 | 97.5 | 97.6 | 97.6 | 97.6 | 97.6 | 97.6 | 97.6 | 97.6 | 97.6 | 97.6 | 97.6 | 97.6 |
| ...0 | 72.1 | 77.3 | 84.8 | 90.6 | 92.0 | 93.7 | 95.5 | 96.2 | 97.0 | 97.3 | 97.5 | 97.5 | 97.6 | 97.6 | 97.6 | 97.6 | 97.6 | 97.6 | 97.6 | 97.6 | 97.6 | 97.6 | 97.6 |
| ...0 | 72.1 | 77.3 | 84.9 | 90.8 | 92.2 | 94.1 | 96.1 | 97.2 | 98.1 | 98.6 | 98.7 | 98.8 | 98.9 | 98.9 | 98.9 | 98.9 | 98.9 | 98.9 | 98.9 | 98.9 | 98.9 | 98.9 | 98.9 |
| ...0 | 72.1 | 77.3 | 84.9 | 90.8 | 92.3 | 94.1 | 96.1 | 97.1 | 98.1 | 98.7 | 98.9 | 99.1 | 99.1 | 99.1 | 99.1 | 99.1 | 99.1 | 99.1 | 99.1 | 99.1 | 99.1 | 99.1 | 99.1 |
| ...0 | 72.1 | 77.3 | 84.9 | 90.9 | 92.3 | 94.2 | 96.2 | 97.3 | 98.4 | 99.0 | 99.2 | 99.3 | 99.4 | 99.4 | 99.4 | 99.4 | 99.4 | 99.4 | 99.4 | 99.4 | 99.4 | 99.4 | 99.4 |
| ...0 | 72.1 | 77.3 | 84.9 | 90.9 | 92.4 | 94.3 | 96.3 | 97.4 | 98.5 | 99.1 | 99.3 | 99.5 | 99.6 | 99.6 | 99.6 | 99.6 | 99.6 | 99.6 | 99.6 | 99.6 | 99.6 | 99.6 | 99.6 |
| ...0 | 72.1 | 77.3 | 84.9 | 91.0 | 92.5 | 94.4 | 96.4 | 97.6 | 98.7 | 99.3 | 99.5 | 99.7 | 99.8 | 99.8 | 99.8 | 99.8 | 99.8 | 99.8 | 99.8 | 99.8 | 99.8 | 99.8 | 99.8 |
| ...0 | 72.1 | 77.3 | 84.9 | 91.0 | 92.5 | 94.5 | 96.4 | 97.7 | 98.8 | 99.4 | 99.6 | 99.8 | 99.9 | 99.9 | 99.9 | 99.9 | 99.9 | 99.9 | 99.9 | 99.9 | 99.9 | 99.9 | 99.9 |
| ...0 | 72.1 | 77.3 | 84.9 | 91.0 | 92.5 | 94.5 | 96.4 | 97.7 | 98.8 | 99.4 | 99.6 | 99.8 | 99.9 | 99.9 | 99.9 | 99.9 | 99.9 | 99.9 | 99.9 | 99.9 | 99.9 | 99.9 | 99.9 |
| ...0 | 72.1 | 77.3 | 84.9 | 91.0 | 92.5 | 94.5 | 96.4 | 97.7 | 98.8 | 99.4 | 99.6 | 99.8 | 99.9 | 99.9 | 99.9 | 99.9 | 99.9 | 99.9 | 99.9 | 99.9 | 99.9 | 99.9 | 99.9 |

TOTAL NUMBER OF OBSERVATIONS _____

...SAF ETAC ... 0-14-5 (OL A) PREVIOUS EDITIONS OF THIS FORM ARE OBSOLETE

...AL CLIMATOLOGY BRANCH
...ETAC
...AFATC) SERVICE/MAC

# CEILING VERSUS VISIBILITY

...STATION NUMBER ATSUGI NAS JAPAN STATION NAME 77-82 YEARS

## PERCENTAGE FREQUENCY OF OCCURRENCE
## FROM HOURLY OBSERVATIONS

...

| CEILING (HUNDREDS OF FEET) | VISIBILITY (STATUTE MILES) | | | | | | | | | | | | | | |
|---|---|---|---|---|---|---|---|---|---|---|---|---|---|---|---|
| | 10 | 26 | 25 | 24 | 23 | 22 | 21 | 20 | 19 | 18 | 17 | 16 | 15 | 14 | 13 |
| | | 72.2 | 33.5 | 33.7 | 34.3 | 34.3 | 34.3 | 34.3 | 34.3 | 34.3 | 34.3 | 34.3 | 34.3 | 34.3 | 34.3 |
| | | 34.3 | 35.5 | 35.7 | 36.3 | 36.3 | 36.3 | 36.3 | 36.3 | 36.3 | 36.3 | 36.3 | 36.3 | 36.3 | 36.3 |
| | | 34.3 | 35.5 | 35.7 | 36.3 | 36.3 | 36.3 | 36.3 | 36.3 | 36.3 | 36.3 | 36.3 | 36.3 | 36.3 | 36.3 |
| | | 34.3 | 35.5 | 35.7 | 36.3 | 36.3 | 36.3 | 36.3 | 36.3 | 36.3 | 36.3 | 36.3 | 36.3 | 36.3 | 36.3 |
| | | 34.4 | 36.1 | 36.3 | 36.9 | 36.9 | 36.9 | 36.9 | 36.9 | 36.9 | 36.9 | 36.9 | 36.9 | 36.9 | 36.9 |
| | | 38.8 | 40.4 | 40.6 | 40.6 | 40.6 | 40.6 | 40.6 | 40.6 | 40.6 | 40.6 | 40.6 | 40.6 | 40.6 | 40.6 |
| | | 46.6 | 49.8 | 50.2 | 51.0 | 51.0 | 51.0 | 51.0 | 51.0 | 51.0 | 51.0 | 51.0 | 51.0 | 51.0 | 51.0 |
| | | 52.4 | 52.0 | 52.4 | 53.3 | 53.3 | 53.3 | 53.3 | 53.3 | 53.3 | 53.3 | 53.3 | 53.3 | 53.3 | 53.3 |
| | | 56.6 | 58.2 | 58.6 | 59.4 | 59.4 | 59.4 | 59.4 | 59.4 | 59.4 | 59.4 | 59.4 | 59.4 | 59.4 | 59.4 |
| | | 58.2 | 60.0 | 60.4 | 61.2 | 61.2 | 61.2 | 61.2 | 61.2 | 61.2 | 61.2 | 61.2 | 61.2 | 61.2 | 61.2 |
| | | 59.3 | 60.8 | 61.2 | 62.0 | 62.0 | 62.0 | 62.0 | 62.0 | 62.0 | 62.0 | 62.0 | 62.0 | 62.0 | 62.0 |
| | | 63.3 | 65.1 | 65.7 | 66.5 | 66.5 | 66.5 | 66.5 | 66.5 | 66.5 | 66.5 | 66.5 | 66.5 | 66.5 | 66.5 |
| | | 67.6 | 69.4 | 70.0 | 70.8 | 71.2 | 71.2 | 71.2 | 71.2 | 71.2 | 71.2 | 71.2 | 71.2 | 71.2 | 71.2 |
| | | 73.7 | 76.3 | 77.6 | 78.8 | 79.2 | 79.2 | 79.2 | 79.2 | 79.2 | 79.2 | 79.2 | 79.2 | 79.2 | 79.2 |
| | | 75.3 | 78.8 | 80.0 | 81.4 | 81.8 | 81.8 | 81.8 | 81.8 | 81.8 | 81.8 | 81.8 | 81.8 | 81.8 | 82.2 |
| | | 77.1 | 82.9 | 84.1 | 86.1 | 86.5 | 86.5 | 86.5 | 86.5 | 86.5 | 86.5 | 86.5 | 86.5 | 86.5 | 86.5 |
| | | 78.6 | 84.9 | 86.3 | 88.6 | 89.2 | 89.2 | 89.2 | 89.2 | 89.2 | 89.2 | 89.2 | 89.2 | 89.2 | 89.2 |
| | | 79.4 | 85.3 | 86.7 | 88.9 | 89.6 | 89.6 | 89.6 | 89.6 | 89.6 | 89.6 | 89.6 | 89.6 | 89.6 | 90.0 |
| | | 79.6 | 85.3 | 86.7 | 89.1 | 89.6 | 89.6 | 89.6 | 89.6 | 89.6 | 89.6 | 89.6 | 89.6 | 89.6 | 90.0 |
| | | 79.8 | 87.3 | 89.4 | 91.8 | 92.4 | 92.4 | 92.4 | 92.4 | 92.4 | 92.4 | 92.4 | 92.4 | 92.4 | 92.8 |
| | | 80.2 | 89.2 | 91.2 | 93.7 | 95.3 | 95.3 | 95.9 | 95.9 | 95.9 | 95.9 | 95.9 | 95.9 | 95.9 | 96.3 |
| | | 80.4 | 89.4 | 91.4 | 94.5 | 96.7 | 96.7 | 96.7 | 96.7 | 96.7 | 96.7 | 96.7 | 96.7 | 96.7 | 97.1 |
| | | 80.4 | 89.4 | 91.4 | 94.5 | 96.7 | 96.7 | 96.7 | 96.7 | 96.7 | 96.7 | 96.7 | 96.7 | 96.7 | 97.1 |
| | | 80.4 | 89.6 | 91.8 | 94.7 | 96.9 | 96.9 | 98.2 | 98.2 | 98.2 | 98.2 | 98.2 | 98.2 | 98.2 | 98.6 |
| | | 80.4 | 89.6 | 91.8 | 94.7 | 96.9 | 96.9 | 98.2 | 98.2 | 98.2 | 98.2 | 98.2 | 98.2 | 98.2 | 98.6 |
| | | 80.8 | 90.0 | 92.0 | 95.1 | 97.3 | 97.3 | 98.6 | 98.6 | 98.6 | 98.6 | 98.6 | 98.6 | 98.6 | 99.0 |
| | | 80.8 | 90.0 | 92.0 | 95.1 | 97.3 | 97.3 | 99.0 | 99.0 | 99.2 | 99.2 | 99.2 | 99.2 | 99.2 | 99.6 |
| | | 80.8 | 90.0 | 92.0 | 95.1 | 97.3 | 97.3 | 99.0 | 99.0 | 99.2 | 99.2 | 99.2 | 99.2 | 99.4 | 99.8 |
| | | 80.8 | 90.0 | 92.0 | 95.1 | 97.3 | 97.3 | 99.0 | 99.0 | 99.2 | 99.2 | 99.2 | 99.2 | 99.4 | 99.8 |
| | | 80.8 | 90.0 | 92.0 | 95.1 | 97.3 | 97.3 | 99.0 | 99.0 | 99.2 | 99.2 | 99.2 | 99.2 | 99.4 | 99.8 |
| | | 80.8 | 90.0 | 92.0 | 95.1 | 97.3 | 97.3 | 99.0 | 99.0 | 99.2 | 99.2 | 99.2 | 99.2 | 99.4 | 99.8 |

TOTAL NUMBER OF OBSERVATIONS ...

USAF ETAC ... 0-14-5 (OL A) PREVIOUS EDITIONS OF THIS FORM ARE OBSOLETE

# CEILING VERSUS VISIBILITY

PERCENTAGE FREQUENCY OF OCCURRENCE
FROM HOURLY OBSERVATIONS

| | | | | | | | | | | | | | | | | | | | | | | | | |
|---|---|---|---|---|---|---|---|---|---|---|---|---|---|---|---|---|---|---|---|---|---|---|---|---|
| | | | | | | | | | | | | | | | | | | | | | | | | |
| | | | | | | | | | | | | | | | | | | | | | | | | |
| | | | | | | | | | | | | | | | | | | | | | | | | |

...AL CLIMATOLOGY BRANCH
...SFETAC
...WEATHER SERVICE/MAC

# CEILING VERSUS VISIBILITY

...6772 ATLANTA GA (ARPT) STATION NAME ...74-82 YEARS ...

## PERCENTAGE FREQUENCY OF OCCURRENCE
## FROM HOURLY OBSERVATIONS

(ALL STATIONS)

| | | | | | | | | | | | | | | | | | | | | | | | |
|---|---|---|---|---|---|---|---|---|---|---|---|---|---|---|---|---|---|---|---|---|---|---|---|
| | | | | | | | | | | | | | | | | | | | | | | | |
| | | | | | | | | | | | | | | | | | | | | | | | |
| | | | | | | | | | | | | | | | | | | | | | | | |

[illegible] CLIMATOLOGY BRANCH
USAFETAC
[illegible] WEATHER SERVICE/MAC

# CEILING VERSUS VISIBILITY

[illegible] STATION NAME JAPAN [illegible]

## PERCENTAGE FREQUENCY OF OCCURRENCE (FROM HOURLY OBSERVATIONS)

VISIBILITY STATUTE MILES

| [illegible] | ≥6 | [illegible] | [illegible] | [illegible] | [illegible] | [illegible] | [illegible] | [illegible] | [illegible] | [illegible] | [illegible] | [illegible] | [illegible] | [illegible] | [illegible] |
|---|---|---|---|---|---|---|---|---|---|---|---|---|---|---|---|
| [illegible] | [illegible] | [illegible] | 36.4 | [illegible] | [illegible] | [illegible] | [illegible] | [illegible] | [illegible] | [illegible] | [illegible] | [illegible] | [illegible] | [illegible] | [illegible] |
| [illegible] | [illegible] | [illegible] | 44.5 | 45.3 | 47.2 | 47.2 | 47.2 | 47.2 | 47.2 | 47.2 | 47.2 | 47.2 | 47.2 | 47.2 | 47.2 |
| [illegible] | [illegible] | [illegible] | 44.5 | 46.3 | 47.2 | 47.2 | 47.2 | 47.2 | 47.2 | 47.2 | 47.2 | 47.2 | 47.2 | 47.2 | 47.2 |
| [illegible] | [illegible] | 40.0 | 44.7 | 46.5 | 47.3 | 47.3 | 47.3 | 47.3 | 47.3 | 47.3 | 47.3 | 47.3 | 47.3 | 47.3 | 47.3 |
| [illegible] | [illegible] | 41.5 | 45.6 | [illegible] | 49.4 | 49.4 | 49.4 | 49.4 | 49.4 | 49.4 | 49.4 | 49.4 | 49.4 | 49.4 | 49.4 |
| [illegible] | [illegible] | 47.7 | 49.1 | 51.9 | 52.5 | 52.8 | 53.2 | 53.3 | 53.3 | 53.3 | 53.3 | 53.3 | 53.3 | 53.3 | [illegible] |
| [illegible] | [illegible] | 47.5 | 53.5 | [illegible] | 58.1 | [illegible] | 58.3 | 58.7 | 58.3 | [illegible] | [illegible] | [illegible] | [illegible] | [illegible] | [illegible] |
| [illegible] | [illegible] | 47.7 | 54.1 | 57.5 | 58.7 | [illegible] | 58.9 | 58.9 | 58.9 | 58.9 | 58.9 | 58.9 | 58.9 | [illegible] | [illegible] |
| [illegible] | [illegible] | [illegible] | 59.3 | [illegible] | 64.0 | 64.1 | 64.2 | 64.2 | 64.2 | 64.2 | 64.2 | 64.2 | 64.2 | [illegible] | [illegible] |
| [illegible] | [illegible] | [illegible] | 59.6 | [illegible] | 64.5 | 64.9 | [illegible] | [illegible] | [illegible] | [illegible] | [illegible] | [illegible] | [illegible] | [illegible] | [illegible] |
| [illegible] | 47.3 | 53.7 | [illegible] | 64.6 | [illegible] | 65.7 | 65.9 | 65.9 | 65.9 | [illegible] | [illegible] | [illegible] | [illegible] | [illegible] | [illegible] |
| [illegible] | [illegible] | 56.1 | 63.5 | [illegible] | 69.5 | 69.6 | 69.7 | 69.7 | 69.8 | [illegible] | [illegible] | [illegible] | [illegible] | [illegible] | [illegible] |
| [illegible] | [illegible] | [illegible] | [illegible] | 73.5 | 74.7 | 74.8 | 74.9 | 74.9 | [illegible] | [illegible] | [illegible] | [illegible] | [illegible] | [illegible] | [illegible] |
| [illegible] | [illegible] | [illegible] | [illegible] | [illegible] | [illegible] | [illegible] | [illegible] | [illegible] | [illegible] | [illegible] | [illegible] | [illegible] | [illegible] | [illegible] | [illegible] |
| [illegible] | [illegible] | 66.2 | 76.1 | [illegible] | 84.7 | 84.9 | [illegible] | [illegible] | [illegible] | [illegible] | [illegible] | [illegible] | [illegible] | [illegible] | [illegible] |
| [illegible] | [illegible] | 69.1 | [illegible] | [illegible] | [illegible] | [illegible] | 89.2 | 89.3 | 89.4 | [illegible] | [illegible] | [illegible] | [illegible] | [illegible] | [illegible] |
| [illegible] | [illegible] | 69.5 | 79.8 | 87.5 | 89.1 | 89.7 | [illegible] | [illegible] | [illegible] | [illegible] | [illegible] | [illegible] | [illegible] | [illegible] | [illegible] |
| [illegible] | [illegible] | 69.9 | [illegible] | [illegible] | [illegible] | [illegible] | [illegible] | 91.3 | 91.4 | 91.4 | 91.4 | 91.4 | 91.4 | 91.4 | [illegible] |
| [illegible] | [illegible] | 69.9 | [illegible] | [illegible] | [illegible] | [illegible] | [illegible] | 91.3 | 91.4 | 91.4 | 91.4 | 91.4 | 91.4 | 91.4 | [illegible] |
| [illegible] | [illegible] | 70.2 | [illegible] | [illegible] | [illegible] | [illegible] | 92.3 | 92.5 | 92.7 | [illegible] | [illegible] | 92.8 | [illegible] | [illegible] | [illegible] |
| [illegible] | [illegible] | 70.2 | [illegible] | [illegible] | 90.7 | 92.1 | 93.6 | 94.1 | 94.5 | 94.9 | [illegible] | 94.9 | 94.9 | 94.9 | [illegible] |
| [illegible] | [illegible] | 70.4 | [illegible] | [illegible] | [illegible] | [illegible] | [illegible] | 95.6 | 96.5 | [illegible] | [illegible] | 97.1 | 97.2 | [illegible] | [illegible] |
| [illegible] | [illegible] | 70.5 | 81.1 | [illegible] | 91.5 | 92.9 | 94.9 | 95.7 | [illegible] | [illegible] | [illegible] | [illegible] | [illegible] | [illegible] | [illegible] |
| [illegible] | [illegible] | 70.5 | 81.2 | 89.4 | 91.6 | 93.3 | 95.2 | 96.2 | 97.5 | [illegible] | [illegible] | [illegible] | [illegible] | [illegible] | [illegible] |
| [illegible] | [illegible] | 70.5 | 81.2 | 89.4 | [illegible] | 93.4 | 95.4 | 96.3 | 97.7 | [illegible] | [illegible] | [illegible] | [illegible] | [illegible] | [illegible] |
| [illegible] | [illegible] | 70.5 | 81.2 | 89.4 | [illegible] | 93.4 | 95.4 | 96.3 | 97.7 | [illegible] | [illegible] | [illegible] | [illegible] | [illegible] | [illegible] |
| [illegible] | [illegible] | 70.5 | 81.2 | 89.4 | [illegible] | 93.4 | 95.6 | 96.7 | 98.4 | [illegible] | [illegible] | [illegible] | [illegible] | [illegible] | [illegible] |
| [illegible] | [illegible] | 70.6 | 81.4 | 89.7 | [illegible] | 93.6 | 95.8 | 97.0 | 98.7 | 99.2 | 99.2 | [illegible] | [illegible] | [illegible] | [illegible] |
| [illegible] | [illegible] | 70.6 | 81.4 | 89.8 | 92.1 | 93.7 | 95.9 | 97.1 | 98.8 | 99.3 | 99.3 | 99.71 | [illegible] | [illegible] | [illegible] |
| [illegible] | [illegible] | 70.6 | 81.4 | 89.8 | 92.1 | 93.7 | 95.9 | 97.1 | [illegible] | 99.3 | 99.3 | 99.71 | [illegible] | [illegible] | [illegible] |
| [illegible] | [illegible] | 70.6 | 81.4 | 89.8 | 92.1 | 93.7 | 95.9 | 97.1 | [illegible] | 99.3 | 99.3 | 99.71 | [illegible] | [illegible] | [illegible] |
| [illegible] | [illegible] | 70.6 | 81.4 | 89.8 | 92.1 | 93.7 | 95.9 | 97.1 | [illegible] | 99.3 | 99.3 | 99.71 | [illegible] | [illegible] | [illegible] |

TOTAL NUMBER OF OBSERVATIONS [illegible]

USAFETAC [illegible] 0-14-5 (OL A) PREVIOUS EDITIONS OF THIS FORM ARE OBSOLETE

# CEILING VERSUS VISIBILITY

PERCENTAGE FREQUENCY OF OCCURRENCE
FROM HOURLY OBSERVATIONS

| | | | | | | | | | | | | | | | | | | | | | | |
|---|---|---|---|---|---|---|---|---|---|---|---|---|---|---|---|---|---|---|---|---|---|---|
| | | | | | | | | | | | | | | | | | | | | | | |
| | | | | | | | | | | | | | | | | | | | | | | |
| | | | | | | | | | | | | | | | | | | | | | | |

# CEILING VERSUS VISIBILITY

PERCENTAGE FREQUENCY OF OCCURRENCE
FROM HOURLY OBSERVATIONS

| | | | | | | | | | | | | | | | | |
|---|---|---|---|---|---|---|---|---|---|---|---|---|---|---|---|---|
| | | | | | | | | | | | | | | | | |
| | | | | | | | | | | | | | | | | |
| | | | | | | | | | | | | | | | | |

# CEILING VERSUS VISIBILITY

PERCENTAGE FREQUENCY OF OCCURRENCE
FROM HOURLY OBSERVATIONS

TOTAL NUMBER OF OBSERVATIONS _____

USAF ETAC 0-14-5 (OL A) PREVIOUS EDITIONS OF THIS FORM ARE OBSOLETE

# CEILING VERSUS VISIBILITY

PERCENTAGE FREQUENCY OF OCCURRENCE
FROM HOURLY OBSERVATIONS

TOTAL NUMBER OF OBSERVATIONS _____

USAF ETAC 0-14-5 (OL A) PREVIOUS EDITIONS OF THIS FORM ARE OBSOLETE

# CEILING VERSUS VISIBILITY

PERCENTAGE FREQUENCY OF OCCURRENCE
FROM HOURLY OBSERVATIONS

TOTAL NUMBER OF OBSERVATIONS

0-14-5 (OL A) PREVIOUS EDITIONS OF THIS FORM ARE OBSOLETE

# CEILING VERSUS VISIBILITY

STATION NAME

PERCENTAGE FREQUENCY OF OCCURRENCE
FROM HOURLY OBSERVATIONS

TOTAL NUMBER OF OBSERVATIONS

USAF FORM 0-14-5 /OL A1 PREVIOUS EDITIONS OF THIS FORM ARE OBSOLETE

# CEILING VERSUS VISIBILITY

STATION NAME

YEAR

## PERCENTAGE FREQUENCY OF OCCURRENCE
## FROM HOURLY OBSERVATIONS

(ALL STATIONS)

TOTAL NUMBER OF OBSERVATIONS

USAF ETAC FORM 0-14-5 OL A PREVIOUS EDITIONS OF THIS FORM ARE OBSOLETE

# CEILING VERSUS VISIBILITY

PERCENTAGE FREQUENCY OF OCCURRENCE
FROM HOURLY OBSERVATIONS

TOTAL NUMBER OF OBSERVATIONS _____

# CEILING VERSUS VISIBILITY

PERCENTAGE FREQUENCY OF OCCURRENCE
FROM HOURLY OBSERVATIONS

TOTAL NUMBER OF OBSERVATIONS _____

USAF ETAC 0-14-5 (OL A) PREVIOUS EDITIONS OF THIS FORM ARE OBSOLETE

# CEILING VERSUS VISIBILITY

PERCENTAGE FREQUENCY OF OCCURRENCE
FROM HOURLY OBSERVATIONS

TOTAL NUMBER OF OBSERVATIONS _____

USAF ETAC FORM 0-14-5 OL A PREVIOUS EDITIONS OF THIS FORM ARE OBSOLETE

# CEILING VERSUS VISIBILITY

PERCENTAGE FREQUENCY OF OCCURRENCE
FROM HOURLY OBSERVATIONS

TOTAL NUMBER OF OBSERVATIONS _____

USAF ETAC 0-14-5 (OL A) PREVIOUS EDITIONS OF THIS FORM ARE OBSOLETE

# CEILING VERSUS VISIBILITY

PERCENTAGE FREQUENCY OF OCCURRENCE
FROM HOURLY OBSERVATIONS

TOTAL NUMBER OF OBSERVATIONS

...AL CLIMATOLOGY BRANCH
...AFETAC
...WEATHER SERVICE/MAC

# CEILING VERSUS VISIBILITY

...STATION ATSUGI NAF JAPAN ... 74-83 ... JAN

## PERCENTAGE FREQUENCY OF OCCURRENCE
## FROM HOURLY OBSERVATIONS

...ASL) STATION ...

| | 00 | 03 | 06 | 09 | 12 | 15 | 18 | 21 |
|---|---|---|---|---|---|---|---|---|
| | ...6 | 24.4 | 27.6 | 28.8 | 28.9 | 28.9 | 28.9 | 28.9 |
| | 44.5 | 44.3 | 47.9 | 50.5 | 51.2 | 51.1 | 51.1 | 51.1 |
| | 44.5 | 44.5 | 48.1 | 50.7 | 51.2 | 51.3 | 51.3 | 51.3 |
| | 44.5 | 44.5 | 48.1 | 50.7 | 51.2 | 51.3 | 51.3 | 51.3 |
| | 46.0 | 46.4 | 50.4 | 53.1 | 53.7 | 53.8 | 53.8 | 53.8 |
| | 49.2 | 49.2 | 54.2 | 57.7 | 58.4 | 58.7 | 58.7 | 58.7 |
| | 51.9 | 51.9 | 56.3 | 59.8 | 61.7 | 62.1 | 62.2 | 62.2 |
| | 52.2 | 52.2 | 57.1 | 61.2 | 62.1 | 62.5 | 62.6 | 62.6 |
| | 54.2 | 54.2 | 59.3 | 63.5 | 64.4 | 65.1 | 65.2 | 65.2 |
| | 56.2 | 56.2 | 59.4 | 63.6 | 64.5 | 65.1 | 65.1 | 65.1 |
| | 54.8 | 54.8 | 60.3 | 64.7 | 65.0 | 66.3 | 66.3 | 66.3 |
| | 56.9 | 56.9 | 62.7 | 67.7 | 68.7 | 69.3 | 69.4 | 69.4 |
| | 58.8 | 58.8 | 64.7 | 69.9 | 71.9 | 71.4 | 71.6 | 71.6 |
| | 61.3 | 61.3 | 67.9 | 73.9 | 75.6 | 75.7 | 75.8 | 75.8 |
| | 63.7 | 63.8 | 69.5 | 73.7 | 76.7 | 77.5 | 77.8 | 77.9 |
| | 65.6 | 65.6 | 72.9 | 79.4 | 80.7 | 81.7 | 82.3 | 82.5 |
| | 67.9 | 67.9 | 75.7 | 83.0 | 84.3 | 85.4 | 86.0 | 86.2 |
| | 68.3 | 68.3 | 76.3 | 84.2 | 85.7 | 86.9 | 87.5 | 87.9 |
| | 68.5 | 68.5 | 76.6 | 84.4 | 85.9 | 87.1 | 87.9 | 88.4 |
| | 68.9 | 68.9 | 77.1 | 85.2 | 86.7 | 88.3 | 89.1 | 89.5 |
| | 69.2 | 69.2 | 77.6 | 86.0 | 87.7 | 89.4 | 90.3 | 91.5 |
| | 69.3 | 69.3 | 77.9 | 87.3 | 89.3 | 91.6 | 93.4 | 94.6 |
| | 69.3 | 69.3 | 77.9 | 87.3 | 89.3 | 91.6 | 93.5 | 95.1 |
| | 69.3 | 69.3 | 78.2 | 87.8 | 90.6 | 92.5 | 94.5 | 96.1 |
| | 69.3 | 69.3 | 78.2 | 88.2 | 90.6 | 92.8 | 95.3 | 97.2 |
| | 69.3 | 69.3 | 78.2 | 88.3 | 90.6 | 93.2 | 95.4 | 97.7 |
| | 69.3 | 69.3 | 78.2 | 88.4 | 90.7 | 93.3 | 96.1 | 98.2 |
| | 69.4 | 69.3 | 78.2 | 88.4 | 90.7 | 93.3 | 96.1 | 98.2 |
| | 69.4 | 69.3 | 78.2 | 88.4 | 90.7 | 93.3 | 96.1 | 98.2 |
| | 69.4 | 69.3 | 78.2 | 88.4 | 90.7 | 93.3 | 96.1 | 98.2 |
| | 69.4 | 69.3 | 78.2 | 88.4 | 90.7 | 93.3 | 96.1 | 98.2 |

| | 21 | 00 |
|---|---|---|
| | 28.9 | 28.9 |
| | 51.1 | 51.1 |
| | 51.3 | 51.3 |
| | 51.3 | 51.3 |
| | 53.8 | 53.8 |
| | 58.7 | 58.7 |
| | 62.2 | 62.2 |
| | 62.6 | 62.6 |
| | 65.2 | 65.2 |
| | 65.1 | 65.1 |
| | 66.3 | 66.3 |
| | 69.4 | 69.4 |
| | 71.6 | 71.6 |
| | 75.8 | 75.8 |
| | 77.9 | 77.9 |
| | 82.5 | 82.5 |
| | 86.2 | 86.2 |
| | 87.9 | 87.9 |
| | 88.4 | 88.4 |
| | 89.5 | 89.5 |
| | 91.5 | 91.5 |
| | 94.6 | 94.6 |
| | 95.1 | 95.1 |
| | 96.1 | 96.1 |
| | 96.8 | 96.8 |
| | 97.2 | 97.2 |
| | 97.7 | 97.7 |
| | 98.2 | 98.2 |
| | 98.2 | 98.2 |
| | 98.2 | 98.2 |
| | 98.2 | 98.2 |
| | 98.2 | 98.2 |

TOTAL NUMBER OF OBSERVATIONS ...72

USAF ETAC ... 0-14-5 (OL A) PREVIOUS EDITIONS OF THIS FORM ARE OBSOLETE

# CEILING VERSUS VISIBILITY

PERCENTAGE FREQUENCY OF OCCURRENCE
FROM HOURLY OBSERVATIONS

TOTAL NUMBER OF OBSERVATIONS _____

USAF ETAC 0-14-5 (OL A) PREVIOUS EDITIONS OF THIS FORM ARE OBSOLETE

# CEILING VERSUS VISIBILITY

PERCENTAGE FREQUENCY OF OCCURRENCE
(FROM HOURLY OBSERVATIONS)

| | | | | | | | | | | | | | | | | |
|---|---|---|---|---|---|---|---|---|---|---|---|---|---|---|---|---|
| | | | | | | | | | | | | | | | | |
| | | | | | | | | | | | | | | | | |
| | | | | | | | | | | | | | | | | |

[illegible] CLIMATOLOGY BRANCH
USAFETAC
[illegible] WEATHER SERVICE/MAC

# CEILING VERSUS VISIBILITY

[illegible] (STATION) [illegible] (STATION NAME) [illegible] (YEARS) [illegible] (MONTH)

## PERCENTAGE FREQUENCY OF OCCURRENCE
## FROM HOURLY OBSERVATIONS

[illegible]

| CEILING (FEET) | VISIBILITY (STATUTE MILES) | | | | | | | | | | | | | |
|---|---|---|---|---|---|---|---|---|---|---|---|---|---|---|
| | [illegible] | 34.4 | 33.4 | 34.5 | 34.5 | 34.5 | 34.5 | 34.5 | 34.5 | 34.5 | 34.5 | 34.5 | 34.5 | 34.7 |
| [illegible] | [illegible] | 43.5 | 47.4 | 48.3 | 49.2 | 49.7 | 49.3 | 49.9 | 49.9 | 49.9 | 49.9 | 49.9 | 49.9 | 50.1 |
| [illegible] | [illegible] | 43.5 | 47.4 | 48.3 | 49.2 | 49.7 | 49.9 | 49.9 | 49.9 | 49.9 | 49.9 | 49.9 | 49.9 | 50.1 |
| [illegible] | [illegible] | 43.5 | 47.4 | 48.3 | 49.2 | 49.7 | 49.3 | 49.9 | 49.9 | 49.9 | 49.9 | 49.9 | 49.9 | 50.1 |
| [illegible] | [illegible] | 44.2 | 47.9 | 48.8 | 49.7 | 50.2 | 50.8 | 50.8 | 50.8 | 50.8 | 50.8 | 50.8 | 50.8 | 51.0 |
| [illegible] | [illegible] | 41.2 | 50.3 | 51.7 | 52.6 | 53.2 | 53.7 | 53.7 | 53.7 | 53.7 | 53.7 | 53.7 | 53.7 | 53.9 |
| [illegible] | [illegible] | [illegible] | 57.9 | 58.4 | 60.5 | 61.2 | 61.4 | 61.4 | 61.4 | 61.4 | 61.4 | 61.4 | 61.4 | 61.6 |
| [illegible] | [illegible] | 57.2 | 58.5 | 59.3 | 61.4 | 62.1 | 62.3 | 62.3 | 62.3 | 62.3 | 62.3 | 62.3 | 62.3 | 62.4 |
| [illegible] | [illegible] | 57.2 | 62.6 | 64.6 | 66.2 | 67.1 | 67.3 | 67.3 | 67.3 | 67.3 | 67.3 | 67.3 | 67.3 | 67.4 |
| [illegible] | [illegible] | 57.2 | 63.1 | 65.1 | 66.7 | 67.6 | 67.8 | 67.8 | 67.8 | 67.8 | 67.8 | 67.8 | 67.8 | 68.0 |
| [illegible] | [illegible] | 57.2 | 63.5 | 65.5 | 67.1 | 68.2 | 68.2 | 68.2 | 68.2 | 68.2 | 68.2 | 68.2 | 68.2 | 68.4 |
| [illegible] | [illegible] | 61.1 | 66.2 | 68.3 | 69.9 | 70.8 | 71.0 | 71.0 | 71.0 | 71.0 | 71.0 | 71.0 | 71.0 | 71.2 |
| [illegible] | [illegible] | 63.9 | 69.6 | 71.9 | 73.5 | 74.4 | 74.6 | 74.6 | 74.6 | 74.6 | 74.6 | 74.6 | 74.6 | 74.8 |
| [illegible] | [illegible] | 66.2 | 74.0 | 77.6 | 79.4 | 80.7 | 81.2 | 81.2 | 81.2 | 81.2 | 81.2 | 81.2 | 81.2 | 81.4 |
| [illegible] | [illegible] | 77.7 | 77.8 | 83.9 | 82.6 | 83.9 | 84.3 | 84.6 | 84.6 | 84.6 | 84.6 | 84.6 | 84.6 | 84.8 |
| [illegible] | [illegible] | 72.6 | 81.4 | 84.6 | 87.2 | 88.9 | 89.3 | 89.6 | 89.6 | 89.6 | 89.6 | 89.6 | 89.6 | 89.8 |
| [illegible] | [illegible] | 77.7 | 81.4 | 85.3 | 87.7 | 89.3 | 89.6 | 90.0 | 90.0 | 90.0 | 90.0 | 90.0 | 90.0 | 90.2 |
| [illegible] | [illegible] | 77.5 | 81.9 | 85.5 | 88.2 | 89.8 | 90.2 | 90.5 | 90.5 | 90.5 | 90.5 | 90.5 | 90.5 | 90.7 |
| [illegible] | [illegible] | 77.5 | 81.9 | 85.5 | 88.2 | 89.8 | 90.2 | 90.5 | 90.5 | 90.5 | 90.5 | 90.5 | 90.5 | 90.7 |
| [illegible] | [illegible] | 77.7 | 82.3 | 86.0 | 88.9 | 90.7 | 91.9 | 92.3 | 92.3 | 92.3 | 92.3 | 92.3 | 92.3 | 92.5 |
| [illegible] | [illegible] | 74.1 | 82.8 | 87.7 | 90.5 | 92.3 | 93.7 | 94.1 | 94.3 | 94.3 | 94.3 | 94.3 | 94.3 | 94.5 |
| [illegible] | [illegible] | 74.1 | 83.0 | 87.7 | 91.1 | 93.2 | 95.2 | 95.3 | 95.5 | 95.5 | 95.5 | 95.5 | 95.5 | 95.7 |
| [illegible] | [illegible] | 74.1 | 83.0 | 87.7 | 91.1 | 93.4 | 95.2 | 95.5 | 95.7 | 95.7 | 95.7 | 95.7 | 95.7 | 95.9 |
| [illegible] | [illegible] | 74.1 | 83.0 | 87.7 | 91.6 | 94.1 | 95.9 | 96.2 | 96.4 | 96.4 | 96.4 | 96.4 | 96.4 | 96.6 |
| [illegible] | [illegible] | 74.1 | 83.0 | 87.7 | 91.6 | 94.1 | 95.9 | 96.2 | 96.4 | 96.4 | 96.4 | 96.4 | 96.4 | 96.6 |
| [illegible] | [illegible] | 74.1 | 83.0 | 88.6 | 92.5 | 95.2 | 97.1 | 97.5 | 97.7 | 97.9 | 97.9 | 98.0 | 98.2 | 98.4 |
| [illegible] | [illegible] | 74.1 | 83.0 | 88.6 | 92.5 | 95.2 | 97.1 | 97.5 | 97.7 | 97.9 | 97.9 | 98.0 | 98.2 | 98.4 |
| [illegible] | [illegible] | 74.1 | 83.0 | 88.6 | 92.7 | 95.5 | 97.5 | 97.9 | 98.0 | 98.2 | 98.2 | 98.4 | 98.6 | 98.8 |
| [illegible] | [illegible] | 74.1 | 83.0 | 88.6 | 92.7 | 95.5 | 97.5 | 97.9 | 98.0 | 98.2 | 98.2 | 98.4 | 98.6 | 98.8 |
| [illegible] | [illegible] | 74.1 | 83.0 | 88.6 | 92.7 | 95.5 | 97.5 | 97.9 | 98.0 | 98.2 | 98.2 | 98.4 | 98.6 | 98.8 |
| [illegible] | [illegible] | 74.1 | 83.0 | 88.6 | 92.7 | 95.5 | 97.5 | 97.9 | 98.0 | 98.2 | 98.2 | 98.4 | 98.6 | 98.8 |
| [illegible] | [illegible] | 74.1 | 83.0 | 88.6 | 92.7 | 95.5 | 97.5 | 97.9 | 98.0 | 98.2 | 98.2 | 98.4 | 98.6 | 98.8 |
| [illegible] | [illegible] | 74.1 | 83.0 | 88.6 | 92.7 | 95.5 | 97.5 | 97.9 | 98.0 | 98.2 | 98.2 | 98.4 | 98.6 | 98.8 |

TOTAL NUMBER OF OBSERVATIONS [illegible]

USAF ETAC [illegible] 0-14-5 (OL A) PREVIOUS EDITIONS OF THIS FORM ARE OBSOLETE

# CEILING VERSUS VISIBILITY

...AL CLIMATOLOGY BRANCH
...ETAC
... WEATHER SERVICE/MAC

...ATSUGI NAS JAPAN — 74-3 — 12
STATION NAME — YEAR — MONTH

## PERCENTAGE FREQUENCY OF OCCURRENCE
## (FROM HOURLY OBSERVATIONS)

...ALL HOURS

VISIBILITY STATUTE MILES

| CEILING (FEET) | 10 | 7 | 5 | 4 | 3 | 2½ | 2 | 1½ | 1 | ¾ | ½ | ¼ | 0 |
|---|---|---|---|---|---|---|---|---|---|---|---|---|---|
| | 76.4 | 76.6 | 78.3 | 79.1 | 79.2 | 79.5 | 79.6 | 79.7 | 79.7 | 79.7 | 79.7 | 79.7 | 79. |
| | 34.4 | 36.1 | 38.4 | 39.6 | 39.8 | 40.2 | 40.4 | 40.5 | 40.5 | 40.5 | 40.5 | 40.5 | 40. |
| | 34.4 | 36.2 | 38.5 | 39.6 | 39.9 | 40.2 | 40.4 | 40.5 | 40.5 | 40.5 | 40.6 | 40.6 | 40. |
| | 34.4 | 36.2 | 38.5 | 39.6 | 39.9 | 40.2 | 40.4 | 40.5 | 40.5 | 40.5 | 40.6 | 40.6 | 40. |
| | 36.8 | 37.3 | 39.7 | 40.9 | 41.2 | 41.5 | 41.7 | 41.8 | 41.8 | 41.8 | 41.8 | 41.8 | 41. |
| | 38.8 | 42.7 | 43.3 | 44.7 | 45.0 | 45.4 | 45.6 | 45.7 | 45.7 | 45.7 | 45.7 | 45.7 | 45. |
| | 43.3 | 44.5 | 47.7 | 48.4 | 49.0 | 50.2 | 50.5 | 50.6 | 50.6 | 50.6 | 50.7 | 50.7 | 50. |
| | 46.0 | 48.4 | 48.4 | 51.1 | 52.5 | 53.9 | 54.2 | 54.3 | 54.7 | 54.7 | 54.4 | 54.4 | 54. |
| | 46.0 | 48.9 | 52.5 | 54.7 | 55.3 | 55.9 | 56.2 | 56.3 | 56.3 | 56.3 | 56.4 | 56.4 | 56. |
| | 46.0 | 48.6 | 53.2 | 55.4 | 56.1 | 56.6 | 57.0 | 57.1 | 57.1 | 57.2 | 57.2 | 57.2 | 57. |
| | 47.4 | 50.5 | 54.2 | 56.5 | 57.1 | 57.7 | 58.0 | 58.1 | 58.2 | 58.2 | 58.2 | 58.3 | 58. |
| | 48.3 | 53.6 | 57.5 | 59.8 | 60.7 | 61.4 | 61.8 | 61.9 | 62.0 | 62.0 | 62.1 | 62.2 | 62. |
| | 50.2 | 56.9 | 61.1 | 64.0 | 64.5 | 65.6 | 66.0 | 66.2 | 66.2 | 66.2 | 66.3 | 66.3 | 66. |
| | 57.2 | 61.2 | 66.0 | 70.3 | 71.4 | 72.5 | 73.2 | 73.4 | 73.5 | 73.5 | 73.5 | 73.6 | 73. |
| | 58.2 | 63.3 | 69.1 | 73.5 | 74.6 | 76.2 | 77.2 | 77.5 | 77.6 | 77.6 | 77.6 | 77.7 | 77. |
| | 64.4 | 67.0 | 73.4 | 78.4 | 80.0 | 81.9 | 82.9 | 83.3 | 83.5 | 83.5 | 83.6 | 83.6 | 83. |
| | 65.7 | 68.7 | 75.5 | 80.8 | 82.6 | 84.7 | 85.6 | 86.0 | 86.2 | 86.3 | 86.3 | 86.3 | 86. |
| | 64.7 | 69.7 | 76.7 | 82.3 | 84.2 | 85.8 | 87.2 | 87.6 | 87.8 | 87.9 | 87.9 | 88.0 | 88. |
| | 64.8 | 69.9 | 76.9 | 82.5 | 84.2 | 86.1 | 87.5 | 87.9 | 88.1 | 88.2 | 88.2 | 88.3 | 88. |
| | 65.4 | 70.6 | 79.1 | 84.3 | 86.3 | 88.7 | 90.3 | 90.8 | 91.2 | 91.4 | 91.4 | 91.5 | 91. |
| | 67.6 | 73.7 | 78.4 | 84.9 | 87.0 | 89.6 | 91.4 | 92.1 | 92.5 | 92.6 | 92.6 | 92.9 | 93. |
| | 68.6 | 71.7 | 78.9 | 86.3 | 88.4 | 91.4 | 93.6 | 94.4 | 95.2 | 95.2 | 95.4 | 95.4 | 95. |
| | 68.8 | 71.7 | 79.0 | 86.3 | 88.7 | 91.7 | 94.0 | 94.8 | 95.6 | 95.7 | 95.9 | 95.9 | 96. |
| | 68.8 | 71.1 | 79.2 | 86.8 | 89.4 | 92.6 | 95.2 | 96.2 | 96.8 | 97.1 | 97.2 | 97.3 | 97. |
| | 68.9 | 71.1 | 79.2 | 87.0 | 89.7 | 92.9 | 95.4 | 96.4 | 97.3 | 97.4 | 97.5 | 97.6 | 97. |
| | 68.9 | 71.1 | 79.2 | 87.0 | 89.8 | 93.0 | 95.7 | 96.8 | 97.7 | 98.0 | 98.4 | 98.5 | 98. |
| | 68.9 | 71.1 | 79.3 | 87.2 | 90.1 | 93.5 | 96.3 | 97.4 | 98.4 | 98.8 | 99.1 | 99.2 | 99. |
| | 68.9 | 71.1 | 79.3 | 87.3 | 90.2 | 93.7 | 96.5 | 97.6 | 98.6 | 99.1 | 99.4 | 99.5 | 99. |
| | 68.9 | 71.1 | 79.3 | 87.3 | 90.2 | 93.8 | 96.6 | 97.7 | 98.7 | 99.2 | 99.5 | 99.7 | 99. |
| | 68.9 | 71.1 | 79.3 | 87.3 | 90.2 | 93.8 | 96.6 | 97.8 | 98.8 | 99.3 | 99.6 | 99.8 | 100. |
| | 68.9 | 71.1 | 79.3 | 87.3 | 90.2 | 93.8 | 96.6 | 97.8 | 98.8 | 99.3 | 99.6 | 99.8 | 100. |
| | 68.9 | 71.1 | 79.3 | 87.3 | 90.2 | 93.8 | 96.6 | 97.8 | 98.8 | 99.3 | 99.6 | 99.8 | 100. |

TOTAL NUMBER OF OBSERVATIONS ...

USAF ETAC ... 0-14-5 (OL A) PREVIOUS EDITIONS OF THIS FORM ARE OBSOLETE

# CEILING VERSUS VISIBILITY

PERCENTAGE FREQUENCY OF OCCURRENCE
(FROM HOURLY OBSERVATIONS)

TOTAL NUMBER OF OBSERVATIONS

# CEILING VERSUS VISIBILITY

PERCENTAGE FREQUENCY OF OCCURRENCE
FROM HOURLY OBSERVATIONS



TOTAL NUMBER OF OBSERVATIONS _____

USAF ETAC 0-14-5 (OL A) PREVIOUS EDITIONS OF THIS FORM ARE OBSOLETE

# CEILING VERSUS VISIBILI

PERCENTAGE FREQUENCY OF OCCURRENCE
FROM HOURLY OBSERVATIONS

TOTAL NUMBER OF OBSERVATIONS

0-14-5 (OL A) PREVIOUS EDITIONS OF THIS FORM ARE OBSOLETE

# CEILING VERSUS VISIBILIT

PERCENTAGE FREQUENCY OF OCCURRENCE
FROM HOURLY OBSERVATIONS

TOTAL NUMBER OF OBSERVATIONS _____

USAF ETAC 0-14-5 (OL A) PREVIOUS EDITIONS OF THIS FORM ARE OBSOLETE

# CEILING VERSUS VISIBILI

PERCENTAGE FREQUENCY OF OCCURRENCE
FROM HOURLY OBSERVATIONS

TOTAL NUMBER OF OBSERVATIONS

USAF ETAC 0-14-5 (OL A) PREVIOUS EDITIONS ARE OBSOLETE

# CEILING VERSUS VISIBILIT

PERCENTAGE FREQUENCY OF OCCURRENCE
FROM HOURLY OBSERVATIONS

TOTAL NUMBER OF OBSERVATIONS

USAF ETAC 0-14-5 (OL A) PREVIOUS EDITIONS OF THIS FORM ARE OBSOLETE

# CEILING VERSUS VISIBIL

PERCENTAGE FREQUENCY OF OCCURRENCE
FROM HOURLY OBSERVATIONS

TOTAL NUMBER OF OBSERVATIONS _____

USAF ETAC 0-14-5 (OL A) PREVIOUS EDITIONS OF THIS FORM ARE OBSOLETE

# CEILING VERSUS VISIBIL

PERCENTAGE FREQUENCY OF OCCURRENCE
FROM HOURLY OBSERVATIONS

| | | | | | | | | | | | | | | | | |
|---|---|---|---|---|---|---|---|---|---|---|---|---|---|---|---|---|
| | | | | | | | | | | | | | | | | |
| | | | | | | | | | | | | | | | | |
| | | | | | | | | | | | | | | | | |

...CAL CLIMATOLOGY ...ANCH
...ETAC
...WEATHER SERVICE/MAC

# CEILING VERSUS VISIBIL

...ATSUGI NAS JAPAN (STATION NAME) 74-83

## PERCENTAGE FREQUENCY OF OCCURRENCE FROM HOURLY OBSERVATIONS

...VISIBILITY (STATUTE MILES)

| | | | | | | | | | | | | | | | |
|---|---|---|---|---|---|---|---|---|---|---|---|---|---|---|---|
| | 7.1 | 8.6 | 10.7 | 11.6 | 12.4 | 12.8 | 12.6 | 12.8 | 12.8 | 12.8 | 12.8 | 12.8 | 12.8 | 12.8 | 12.8 |
| | 11.1 | 14.3 | 21.2 | 22.9 | 23.6 | 24.2 | 24.2 | 24.2 | 24.2 | 24.2 | 24.2 | 24.2 | 24.2 | 24.2 | 24.2 |
| | 11.1 | 14.3 | 21.2 | 22.9 | 23.6 | 24.2 | 24.2 | 24.2 | 24.2 | 24.2 | 24.2 | 24.2 | 24.2 | 24.2 | 24.2 |
| | 11.1 | 14.3 | 21.2 | 22.9 | 23.6 | 24.2 | 24.2 | 24.2 | 24.2 | 24.2 | 24.2 | 24.2 | 24.2 | 24.2 | 24.2 |
| | 13.2 | 15.5 | 21.6 | 23.3 | 24.6 | 25.3 | 25.9 | 26.1 | 26.1 | 26.1 | 26.1 | 26.1 | 26.1 | 26.1 | 26.1 |
| 14.5 | 14.5 | 19.3 | 25.9 | 27.4 | 28.5 | 30.6 | 30.7 | 31.2 | 31.3 | 31.3 | 31.3 | 31.3 | 31.3 | 31.3 | 31.3 |
| 14.5 | 17.5 | 22.4 | 31.3 | 32.9 | 33.4 | 37.3 | 37.8 | 38.4 | 38.6 | 38.6 | 38.6 | 38.6 | 38.6 | 38.6 | 38.6 |
| 14.7 | 18.1 | 22.9 | 32.5 | 33.4 | 35.2 | 39.1 | 39.4 | 39.7 | 39.7 | 39.7 | 39.7 | 39.7 | 39.7 | 39.7 | 39.7 |
| 16.5 | 20.2 | 25.2 | 33.9 | 36.3 | 38.1 | 41.5 | 42.2 | 43.2 | 43.3 | 43.3 | 43.3 | 43.3 | 43.3 | 43.3 | 43.3 |
| 16.7 | 20.6 | 25.6 | 34.1 | 37.1 | 39.7 | 42.3 | 42.5 | 43.6 | 43.8 | 44.2 | 44.2 | 44.2 | 44.2 | 44.2 | 44.2 |
| 17.7 | 21.7 | 26.7 | 37.3 | 38.4 | 41.2 | 43.5 | 44.1 | 44.7 | 45.1 | 45.2 | 45.2 | 45.2 | 45.2 | 45.2 | 45.2 |
| 18.6 | 22.6 | 28.2 | 37.5 | 40.7 | 43.4 | 46.1 | 46.6 | 47.4 | 47.7 | 47.8 | 47.8 | 47.8 | 47.8 | 47.8 | 47.8 |
| 20.0 | 24.1 | 29.9 | 39.4 | 42.6 | 46.3 | 49.2 | 49.8 | 50.7 | 51.0 | 51.2 | 51.2 | 51.2 | 51.2 | 51.2 | 51.2 |
| 21.3 | 25.6 | 32.1 | 42.2 | 46.3 | 50.6 | 54.3 | 55.7 | 57.2 | 57.4 | 57.5 | 57.6 | 57.6 | 57.6 | 57.6 | 57.6 |
| 23.4 | 28.0 | 35.6 | 47.4 | 51.4 | 55.5 | 60.6 | 61.7 | 63.3 | 63.9 | 64.2 | 64.2 | 64.2 | 64.2 | 64.2 | 64.2 |
| 25.1 | 29.9 | 38.2 | 51.5 | 55.6 | 60.7 | 65.9 | 67.3 | 69.2 | 70.4 | 70.6 | 70.6 | 70.6 | 70.6 | 70.6 | 70.6 |
| 25.6 | 30.7 | 39.2 | 52.8 | 56.6 | 61.5 | 67.2 | 68.8 | 71.2 | 72.5 | 72.7 | 72.7 | 72.7 | 72.7 | 72.7 | 72.7 |
| 26.5 | 31.7 | 40.3 | 53.9 | 58.1 | 62.9 | 69.6 | 71.7 | 73.7 | 74.6 | 74.8 | 74.8 | 74.8 | 74.8 | 74.8 | 74.8 |
| 26.6 | 31.8 | 40.4 | 54.4 | 58.6 | 63.3 | 70.2 | 72.3 | 74.2 | 75.2 | 75.4 | 75.4 | 75.4 | 75.4 | 75.4 | 75.4 |
| 27.5 | 32.7 | 41.6 | 55.5 | 61.0 | 66.3 | 73.4 | 76.2 | 78.5 | 79.7 | 80.2 | 80.2 | 80.2 | 80.2 | 80.2 | 80.2 |
| 28.0 | 33.2 | 42.3 | 57.9 | 62.6 | 68.7 | 77.2 | 80.2 | 82.6 | 84.1 | 84.6 | 84.7 | 84.7 | 84.7 | 84.7 | 84.8 |
| 26.1 | 33.3 | 42.6 | 58.7 | 63.7 | 70.2 | 80.5 | 83.1 | 86.2 | 87.7 | 88.5 | 88.4 | 88.4 | 88.4 | 88.4 | 88.5 |
| 26.1 | 33.4 | 42.9 | 59.2 | 64.2 | 71.1 | 81.2 | 84.1 | 87.1 | 88.6 | 89.2 | 89.2 | 89.2 | 89.2 | 89.2 | 89.4 |
| 26.3 | 33.6 | 43.2 | 59.7 | 64.6 | 72.3 | 83.1 | 86.6 | 90.2 | 92.2 | 93.2 | 93.2 | 93.2 | 93.3 | 93.3 | 93.4 |
| 26.3 | 33.6 | 43.3 | 60.2 | 65.5 | 73.1 | 84.2 | 87.8 | 91.7 | 93.5 | 94.2 | 94.4 | 94.4 | 94.4 | 94.4 | 94.5 |
| 26.4 | 33.8 | 43.7 | 61.4 | 66.5 | 74.7 | 85.8 | 89.9 | 93.4 | 95.7 | 96.5 | 96.6 | 96.6 | 96.6 | 96.6 | 96.6 |
| 26.5 | 33.9 | 44.3 | 61.7 | 67.2 | 75.2 | 86.5 | 90.8 | 94.7 | 97.4 | 98.2 | 98.4 | 98.4 | 98.4 | 98.4 | 98.5 |
| 26.7 | 34.0 | 44.2 | 61.9 | 67.4 | 75.4 | 86.6 | 91.2 | 95.6 | 97.9 | 98.7 | 99.0 | 99.0 | 99.0 | 99.0 | 99.1 |
| 26.8 | 34.1 | 44.3 | 62.2 | 67.6 | 75.6 | 87.4 | 91.8 | 95.6 | 98.5 | 99.3 | 99.4 | 99.4 | 99.4 | 99.4 | 99.71 |
| 26.8 | 34.1 | 44.3 | 62.2 | 67.6 | 75.6 | 87.4 | 91.8 | 95.6 | 98.5 | 99.3 | 99.4 | 99.4 | 99.4 | 99.4 | 99.71 |
| 26.8 | 34.1 | 44.3 | 62.2 | 67.6 | 75.6 | 87.4 | 91.8 | 95.6 | 98.5 | 99.3 | 99.4 | 99.4 | 99.4 | 99.4 | 99.71 |
| 26.8 | 34.1 | 44.3 | 62.2 | 67.6 | 75.6 | 87.4 | 91.8 | 95.6 | 98.5 | 99.3 | 99.4 | 99.4 | 99.4 | 99.4 | 99.71 |

TOTAL NUMBER OF OBSERVATIONS _____

...AL CLIMATOLOGY BRANCH
...STAT...
...WEATHER SERVICE/MAC

# CEILING VERSUS VISIBILITY

...STATION NUMBER ATSUGI NAS JAPAN STATION NAME ...74-82 YEARS

## PERCENTAGE FREQUENCY OF OCCURRENCE
## (FROM HOURLY OBSERVATIONS)

...PERIOD OF RECORD

VISIBILITY STATUTE MILES

| CEILING HUNDREDS OF FEET | 26 | 21 | 24 | 21 | 22 | 22 | 2 | 2... | 21 | 2... | 2... | 2 | 25 | 2... | 2 |
|---|---|---|---|---|---|---|---|---|---|---|---|---|---|---|---|
| | 1...2 | 11.3 | 12.2 | 12.8 | 12.9 | 13.2 | 13.3 | 13.3 | 13.3 | 13.3 | 13.3 | 13.3 | 13.3 | 13.3 | 13. |
| | 1...2 | 19.1 | 22.5 | 24.1 | 24.9 | 25.1 | 25.2 | 25.2 | 25.2 | 25.2 | 25.2 | 25.2 | 25.2 | 25.2 | 25. |
| | 1...2 | 19.1 | 22.5 | 24.1 | 24.9 | 25.1 | 25.2 | 25.2 | 25.2 | 25.2 | 25.2 | 25.2 | 25.2 | 25.2 | 25. |
| | 1...4 | 19.3 | 22.8 | 24.2 | 25.1 | 25.2 | 25.3 | 25.3 | 25.3 | 25.3 | 25.3 | 25.3 | 25.3 | 25.3 | 25. |
| | 17.5 | 20.6 | 24.4 | 26.1 | 26.9 | 27.1 | 28.0 | 28.0 | 28.1 | 28.1 | 28.1 | 28.1 | 28.1 | 28.1 | 28. |
| | 2...3 | 24.6 | 29.2 | 32.0 | 33.4 | 33.8 | 34.2 | 34.2 | 34.2 | 34.2 | 34.2 | 34.2 | 34.2 | 34.2 | 34. |
| | 23.2 | 28.5 | 33.5 | 36.9 | 38.5 | 38.9 | 40.0 | 40.0 | 40.1 | 40.1 | 40.1 | 40.1 | 40.1 | 40.1 | 40. |
| | 23.7 | 29.1 | 34.3 | 37.9 | 39.6 | 39.9 | 41.2 | 41.2 | 41.3 | 41.3 | 41.3 | 41.3 | 41.3 | 41.3 | 41. |
| | 24.3 | 30.6 | 36.3 | 40.1 | 41.8 | 42.5 | 43.9 | 43.9 | 44.1 | 44.3 | 44.3 | 44.3 | 44.3 | 44.3 | 44. |
| | 2...5 | 31.3 | 37.4 | 41.2 | 42.8 | 43.5 | 44.9 | 44.9 | 45.1 | 45.2 | 45.2 | 45.2 | 45.2 | 45.2 | 45. |
| | 26.3 | 32.3 | 37.9 | 41.9 | 43.8 | 44.4 | 45.8 | 45.8 | 46.1 | 46.1 | 46.1 | 46.1 | 46.1 | 46.1 | 46. |
| | 26.4 | 32.5 | 39.2 | 43.3 | 44.4 | 45.6 | 47.2 | 47.2 | 47.4 | 47.4 | 47.4 | 47.4 | 47.4 | 47.4 | 47. |
| | 25.1 | 34.2 | 40.5 | 46.2 | 47.3 | 48.4 | 50.1 | 50.3 | 50.3 | 50.5 | 50.5 | 50.5 | 50.5 | 50.5 | 50. |
| | 29.2 | 36.4 | 42.9 | 48.7 | 51.2 | 52.2 | 54.1 | 54.1 | 54.5 | 54.6 | 54.6 | 54.6 | 54.6 | 54.6 | 54. |
| | 32.6 | 39.2 | 46.2 | 53.7 | 55.5 | 57.4 | 59.5 | 59.5 | 60.2 | 60.3 | 60.3 | 60.3 | 60.3 | 60.3 | 60. |
| | 33.9 | 41.4 | 47.7 | 55.3 | 58.6 | 61.3 | 63.6 | 63.7 | 64.4 | 64.7 | 64.7 | 64.7 | 64.7 | 64.7 | 64. |
| | 35.9 | 44.1 | 52.6 | 61.9 | 65.2 | 67.9 | 70.2 | 70.3 | 71.3 | 71.5 | 71.5 | 71.5 | 71.5 | 71.5 | 71. |
| | 37.1 | 46.6 | 55.6 | 65.3 | 68.6 | 71.7 | 74.4 | 74.2 | 75.4 | 75.5 | 75.5 | 75.5 | 75.5 | 75.5 | 75. |
| | 39.1 | 46.6 | 55.7 | 65.4 | 68.8 | 71.9 | 74.2 | 74.5 | 75.6 | 75.8 | 75.8 | 75.8 | 75.8 | 75.8 | 75. |
| | 41.3 | 49.2 | 59.4 | 70.1 | 73.7 | 77.2 | 79.4 | 79.7 | 81.3 | 81.5 | 81.5 | 81.6 | 81.6 | 81.6 | 81. |
| | 42.0 | 49.9 | 60.1 | 71.5 | 75.4 | 79.4 | 82.5 | 83.4 | 85.3 | 86.0 | 86.0 | 86.0 | 86.0 | 86.0 | 86. |
| | 42.2 | 50.3 | 60.9 | 73.4 | 77.6 | 83.2 | 87.0 | 87.9 | 89.2 | 90.6 | 90.8 | 90.8 | 90.8 | 90.8 | 90. |
| | 42.3 | 50.5 | 61.2 | 73.5 | 78.0 | 83.3 | 87.1 | 88.1 | 90.0 | 90.7 | 90.7 | 90.7 | 90.7 | 90.7 | 90. |
| | 42.6 | 50.7 | 61.7 | 75.1 | 79.9 | 85.7 | 89.9 | 91.9 | 94.3 | 95.1 | 95.1 | 95.1 | 95.1 | 95.1 | 95. |
| | 42.6 | 50.7 | 61.7 | 75.1 | 79.9 | 85.7 | 90.0 | 92.2 | 94.7 | 95.5 | 95.5 | 95.5 | 95.5 | 95.5 | 95. |
| | 42.7 | 50.8 | 61.8 | 75.5 | 80.2 | 87.1 | 91.4 | 93.9 | 96.4 | 97.4 | 97.4 | 97.4 | 97.4 | 97.4 | 97. |
| | 42.7 | 50.8 | 61.8 | 75.6 | 81.0 | 87.4 | 92.2 | 94.9 | 97.9 | 99.1 | 99.1 | 99.1 | 99.1 | 99.1 | 99. |
| | 42.7 | 50.8 | 61.8 | 75.6 | 81.0 | 87.4 | 92.9 | 95.8 | 98.8 | 100.0 | 100.0 | 100.0 | 100.0 | 100.0 | 100. |
| | 42.7 | 50.8 | 61.8 | 75.6 | 81.0 | 87.4 | 92.9 | 95.8 | 98.8 | 100.0 | 100.0 | 100.0 | 100.0 | 100.0 | 100. |
| | 42.7 | 50.8 | 61.8 | 75.6 | 81.0 | 87.4 | 92.9 | 95.8 | 98.8 | 100.0 | 100.0 | 100.0 | 100.0 | 100.0 | 100. |
| | 42.7 | 50.8 | 61.8 | 75.6 | 81.0 | 87.4 | 92.9 | 95.8 | 98.8 | 100.0 | 100.0 | 100.0 | 100.0 | 100.0 | 100. |
| | 42.7 | 50.8 | 61.8 | 75.6 | 81.0 | 87.4 | 92.9 | 95.8 | 98.8 | 100.0 | 100.0 | 100.0 | 100.0 | 100.0 | 100. |

TOTAL NUMBER OF OBSERVATIONS ...

USAF ETAC ... 0-14-5 (OL A) PREVIOUS EDITIONS OF THIS FORM ARE OBSOLETE

...AL CLIMATOLOGY BRANCH
...AFETAC
...WEATHER SERVICE/MAC

# CEILING VERSUS VISIBILITY

...STATION  ATSUGI NAS JAPAN  STATION NAME  74-83  YEARS  ...MONTHS

PERCENTAGE FREQUENCY OF OCCURRENCE
FROM HOURLY OBSERVATIONS

...HOURS (L.S.T.)

| | | | | | | | | | | | | | | | | | | |
|---|---|---|---|---|---|---|---|---|---|---|---|---|---|---|---|---|---|---|
| ... | 18.6 | 14.[illegible] | 14.[illegible] | 16.8 | 16.[illegible] | 15.[illegible] | 15.6 | 15.[illegible] | 15.[illegible] | 15.[illegible] | 1[illegible] | 1[illegible] | 1[illegible] | 15.[illegible] | 15.[illegible] | 16.[illegible] | | |
| ... | 29.7 | 26.2 | 28.7 | 31.1 | 29.[illegible] | 30.5 | 30.6 | 30.7 | 30.7 | 30.7 | 30.7 | 30.7 | 30.7 | 30.7 | 30.7 | 30.7 | | |
| ... | 30.[illegible] | 29.5 | 29.4 | 31.5 | 31.[illegible] | 31.1 | 31.1 | 31.2 | 31.2 | 31.2 | 31.2 | 31.2 | 31.2 | 31.2 | 31.2 | 31.2 | | |
| ... | 30.6 | 29.[illegible] | 29.4 | 31.5 | 31.[illegible] | 31.1 | 31.1 | 31.2 | 31.2 | 31.2 | 31.2 | 31.2 | 31.2 | 31.2 | 31.2 | 31.2 | | |
| ... | 27.6 | 28.[illegible] | 32.0 | 33.3 | 33.[illegible] | 33.9 | 33.9 | 34.0 | 34.0 | 34.0 | 34.[illegible] | 34.[illegible] | 34.[illegible] | 34.[illegible] | 34.[illegible] | 34.[illegible] | | |
| ... | 21.1 | 22.9 | 26.7 | 31.2 | 33.6 | 36.5 | 36.6 | 38.9 | 38.9 | 38.9 | 38.9 | 38.9 | 38.9 | 38.9 | 38.9 | 38.9 | | |
| ... | 33.9 | 36.9 | 41.6 | 43.2 | 43.6 | 43.8 | 43.8 | 44.[illegible] | 44.[illegible] | 44.[illegible] | 44.[illegible] | 44.[illegible] | 44.[illegible] | 44.[illegible] | 44.[illegible] | 44.[illegible] | | |
| ... | 34.6 | 37.1 | 42.4 | 44.2 | 44.4 | 44.6 | 44.6 | 44.7 | 44.7 | 44.7 | 44.7 | 44.7 | 44.7 | 44.7 | 44.7 | 44.7 | | |
| ... | 36.3 | 39.[illegible] | 45.4 | 47.3 | 47.6 | 48.1 | 48.2 | 48.5 | 48.[illegible] | 48.[illegible] | 48.5 | 48.[illegible] | 48.[illegible] | 48.[illegible] | 48.[illegible] | 48.[illegible] | | |
| ... | 36.6 | 40.2 | 45.6 | 47.8 | 48.4 | 48.7 | 48.5 | 48.7 | 48.[illegible] | 48.[illegible] | 48.[illegible] | 48.[illegible] | 48.[illegible] | 48.[illegible] | 48.[illegible] | 48.[illegible] | | |
| ... | 37.7 | 41.2 | 47.1 | 49.7 | 49.6 | 49.9 | 50.1 | 50.5 | 50.[illegible] | 50.5 | 50.5 | 50.5 | 50.[illegible] | 50.[illegible] | 50.[illegible] | 50.[illegible] | | |
| ... | 39.[illegible] | 42.5 | 48.5 | 50.6 | 51.2 | 51.5 | 51.6 | 52.1 | 52.1 | 52.1 | 52.1 | 52.1 | 52.1 | 52.1 | 52.1 | 52.1 | | |
| ... | 40.[illegible] | 43.8 | 49.7 | 52.8 | 53.4 | 53.8 | 53.[illegible] | 54.4 | 54.4 | 54.4 | 54.4 | 54.4 | 54.4 | 54.4 | 54.4 | 54.4 | | |
| ... | 43.3 | 47.2 | 53.8 | 57.6 | 58.4 | 58.8 | 58.9 | 59.3 | 59.3 | 59.3 | 59.3 | 59.3 | 59.3 | 59.3 | 59.3 | 59.3 | | |
| ... | 45.3 | 47.2 | 56.4 | 60.8 | 61.6 | 62.6 | 62.7 | 63.2 | 63.3 | 63.3 | 63.3 | 63.2 | 63.2 | 63.2 | 63.2 | 63.2 | | |
| ... | 46.2 | 52.3 | 61.1 | 66.2 | 67.6 | 69.2 | 69.3 | 70.2 | 70.4 | 70.4 | 70.4 | 70.4 | 70.4 | 70.4 | 70.4 | 70.4 | | |
| ... | 52.[illegible] | 56.7 | 66.7 | 73.[illegible] | 74.6 | 76.3 | 76.4 | 77.3 | 77.[illegible] | 77.5 | 77.5 | 77.5 | 77.5 | 77.5 | 77.5 | 77.5 | | |
| ... | 54.[illegible] | 58.9 | 69.[illegible] | 76.[illegible] | 77.6 | 79.5 | 79.7 | 80.6 | 80.[illegible] | 80.[illegible] | 80.[illegible] | 80.[illegible] | 80.[illegible] | 80.[illegible] | 80.[illegible] | 80.[illegible] | | |
| ... | 54.[illegible] | 58.9 | 69.[illegible] | 76.2 | 77.7 | 79.9 | 80.[illegible] | 80.9 | 81.1 | 81.1 | 81.1 | 81.1 | 81.1 | 81.1 | 81.1 | 81.1 | | |
| ... | 56.[illegible] | 60.9 | 72.[illegible] | 79.8 | 81.7 | 84.3 | 84.7 | 85.3 | 86.1 | 86.1 | 86.1 | 86.1 | 86.1 | 86.1 | 86.1 | 86.1 | | |
| ... | 57.2 | 62.1 | 73.7 | 81.7 | 84.2 | 87.[illegible] | 88.[illegible] | 89.5 | 89.[illegible] | 90.1 | 90.1 | 90.1 | 90.1 | 90.1 | 90.1 | 90.1 | | |
| ... | 57.6 | 62.7 | 75.3 | 83.7 | 86.7 | 90.3 | 91.6 | 93.3 | 93.7 | 93.8 | 93.9 | 93.9 | 93.9 | 93.9 | 93.9 | 93.9 | | |
| ... | 57.6 | 62.3 | 75.4 | 83.8 | 87.[illegible] | 90.6 | 92.[illegible] | 93.7 | 94.[illegible] | 94.2 | 94.2 | 94.2 | 94.2 | 94.2 | 94.2 | 94.2 | | |
| ... | 57.7 | 62.9 | 75.6 | 85.[illegible] | 88.2 | 92.3 | 94.[illegible] | 95.7 | 96.3 | 96.5 | 96.5 | 96.5 | 96.5 | 96.5 | 96.5 | 96.5 | | |
| ... | 57.9 | 63.2 | 75.8 | 85.3 | 88.[illegible] | 92.9 | 94.9 | 97.1 | 97.7 | 98.[illegible] | 98.[illegible] | 98.[illegible] | 98.[illegible] | 98.[illegible] | 98.[illegible] | 98.[illegible] | | |
| ... | 57.9 | 63.2 | 75.9 | 85.5 | 89.[illegible] | 93.4 | 95.6 | 97.7 | 98.6 | 99.1 | 99.1 | 99.1 | 99.1 | 99.1 | 99.1 | 99.1 | | |
| ... | 57.9 | 63.2 | 75.9 | 85.6 | 89.5 | 93.7 | 95.9 | 98.1 | 99.1 | 99.5 | 99.5 | 99.5 | 99.5 | 99.5 | 99.5 | 99. | | |
| ... | 57.9 | 63.2 | 75.9 | 85.8 | 89.6 | 93.9 | 96.4 | 98.5 | 99.5 | 100.[illegible] | 100.[illegible] | 100.[illegible] | 100.[illegible] | 100.[illegible] | 100.[illegible] | 100.[illegible] | | |
| ... | 57.9 | 63.2 | 75.9 | 85.8 | 89.6 | 93.9 | 96.4 | 98.5 | 99.5 | 100.[illegible] | 100.[illegible] | 100.[illegible] | 100.[illegible] | 100.[illegible] | 100.[illegible] | 100.[illegible] | | |
| ... | 57.9 | 63.2 | 75.9 | 85.8 | 89.6 | 93.9 | 96.4 | 98.5 | 99.5 | 100.[illegible] | 100.[illegible] | 100.[illegible] | 100.[illegible] | 100.[illegible] | 100.[illegible] | 100.[illegible] | | |
| ... | 57.9 | 63.2 | 75.9 | 85.8 | 89.6 | 93.9 | 96.4 | 98.5 | 99.5 | 100.[illegible] | 100.[illegible] | 100.[illegible] | 100.[illegible] | 100.[illegible] | 100.[illegible] | 100.[illegible] | | |

TOTAL NUMBER OF OBSERVATIONS ...

USAF ETAC ... 0-14-5 (OL A) PREVIOUS EDITIONS OF THIS FORM ARE OBSOLETE

AL CLIMATOLOGY BRANCH
ETAC
WEATHER SERVICE/MAC

# CEILING VERSUS VISIBILITY

[illegible] NIIGATA, JAPAN 74-82
STATION NAME YEARS

## PERCENTAGE FREQUENCY OF OCCURRENCE
## (FROM HOURLY OBSERVATIONS)

VISIBILITY IN STATUTE MILES

| CEILING IN HUNDREDS OF FEET | 26 | 25 | 24 | 23 | 22 | 21 | 20 | 19 | 18 | 17 | 16 | 15 | 14 | 13 | 12 |
|---|---|---|---|---|---|---|---|---|---|---|---|---|---|---|---|
| | 14.2 | 14.7 | 15.0 | 15.2 | 15.4 | 15.5 | 15.6 | 15.8 | 15.8 | 15.8 | 15.8 | 15.8 | 15.8 | 15.8 | 15.8 |
| | 29.4 | 29.5 | 29.6 | 32.2 | 33.2 | 33.2 | 33.3 | 33.4 | 33.4 | 33.4 | 33.4 | 33.4 | 33.4 | 33.4 | 33.4 |
| | 50.6 | 50.1 | 72.2 | 33.3 | 33.6 | 33.6 | 33.7 | 33.7 | 33.7 | 33.7 | 33.7 | 33.7 | 33.7 | 33.7 | 33.7 |
| | 70.2 | 70.1 | 72.2 | 33.3 | 33.6 | 33.6 | 33.7 | 33.7 | 33.7 | 33.7 | 33.7 | 33.7 | 33.7 | 33.7 | 33.7 |
| | 71.1 | 30.5 | 74.0 | 34.0 | 36.4 | 36.5 | 36.6 | 36.6 | 36.6 | 36.6 | 36.6 | 36.6 | 36.6 | 36.6 | 36.6 |
| .1 | 76.2 | 37.6 | 40.2 | 41.3 | 42.2 | 42.6 | 42.7 | 42.7 | 42.7 | 42.7 | 42.7 | 42.7 | 42.7 | 42.7 | 42.7 |
| .1 | 46.0 | 40.1 | 45.1 | 46.7 | 47.4 | 47.6 | 47.7 | 47.7 | 47.7 | 47.7 | 47.7 | 47.7 | 47.7 | 47.7 | 47.7 |
| .1 | 44.6 | 42.3 | 45.4 | 47.4 | 48.1 | 48.3 | 48.4 | 48.4 | 48.4 | 48.4 | 48.4 | 48.4 | 48.4 | 48.4 | 48.4 |
| .1 | 48.2 | 46.2 | 49.7 | 51.4 | 52.2 | 52.4 | 52.5 | 52.7 | 52.7 | 52.7 | 52.7 | 52.7 | 52.7 | 52.7 | 52.7 |
| .1 | 48.7 | 46.6 | 50.2 | 52.2 | 52.7 | 53.2 | 53.3 | 53.4 | 53.4 | 53.5 | 53.5 | 53.5 | 53.6 | 53.6 | 53.6 |
| .1 | 49.1 | 46.9 | 50.7 | 52.4 | 53.2 | 53.7 | 54.0 | 54.0 | 54.0 | 54.0 | 54.0 | 54.0 | 54.0 | 54.0 | 54.0 |
| .1 | 49.7 | 48.3 | 52.4 | 54.5 | 56.3 | 56.7 | 57.1 | 57.1 | 57.1 | 57.1 | 57.1 | 57.1 | 57.1 | 57.1 | 57.1 |
| .1 | 49.7 | 48.7 | 52.7 | 54.9 | 56.4 | 56.5 | 61.0 | 61.4 | 61.4 | 61.4 | 61.4 | 61.4 | 61.4 | 61.4 | 61.4 |
| .1 | 54.6 | 54.7 | 59.8 | 62.7 | 63.2 | 64.7 | 65.3 | 65.3 | 65.3 | 65.3 | 65.3 | 65.3 | 65.3 | 65.3 | 65.3 |
| .1 | 56.5 | 58.5 | 61.0 | 64.8 | 66.7 | 67.6 | 68.3 | 68.3 | 68.3 | 68.3 | 68.3 | 68.3 | 68.3 | 68.3 | 68.3 |
| .1 | 59.3 | 60.2 | 66.3 | 70.4 | 72.3 | 73.3 | 74.1 | 74.1 | 74.5 | 74.7 | 74.7 | 74.7 | 74.7 | 74.7 | 74.7 |
| .1 | 58.1 | 63.2 | 70.1 | 74.8 | 76.0 | 77.9 | 78.7 | 78.7 | 79.1 | 79.2 | 79.2 | 79.2 | 79.2 | 79.2 | 79.2 |
| .1 | 59.7 | 65.1 | 72.6 | 77.1 | 80.4 | 82.1 | 83.1 | 83.1 | 83.6 | 83.7 | 83.7 | 83.7 | 83.7 | 83.7 | 83.7 |
| .1 | 59.7 | 65.1 | 72.9 | 77.3 | 80.6 | 82.3 | 83.2 | 83.3 | 83.9 | 83.9 | 83.9 | 83.9 | 83.9 | 83.9 | 83.9 |
| .1 | 61.4 | 67.5 | 75.7 | 81.3 | 83.7 | 85.5 | 86.6 | 86.6 | 87.4 | 87.6 | 87.6 | 87.6 | 87.6 | 87.6 | 87.6 |
| .1 | 62.1 | 68.3 | 76.7 | 82.2 | 86.2 | 88.5 | 89.8 | 90.2 | 91.2 | 91.4 | 91.4 | 91.4 | 91.4 | 91.4 | 91.4 |
| .1 | 62.4 | 68.6 | 77.2 | 84.2 | 87.4 | 90.1 | 92.2 | 92.8 | 93.6 | 94.3 | 94.3 | 94.7 | 94.8 | 94.8 | 94.8 |
| .1 | 62.4 | 68.6 | 77.2 | 84.2 | 87.4 | 90.2 | 92.4 | 93.0 | 94.1 | 94.5 | 94.5 | 94.5 | 94.5 | 94.5 | 94.5 |
| .1 | 62.7 | 68.8 | 77.6 | 84.7 | 88.1 | 90.9 | 93.6 | 94.7 | 96.2 | 96.5 | 96.5 | 96.5 | 96.5 | 96.5 | 96.5 |
| .1 | 62.7 | 68.8 | 77.6 | 84.8 | 88.4 | 91.2 | 94.3 | 95.7 | 97.1 | 97.6 | 97.6 | 97.6 | 97.6 | 97.6 | 97.6 |
| .1 | 62.9 | 69.1 | 77.9 | 85.2 | 88.8 | 91.7 | 94.7 | 96.1 | 97.4 | 98.4 | 98.4 | 98.4 | 98.4 | 98.4 | 98.4 |
| .1 | 62.9 | 69.1 | 77.9 | 85.2 | 88.8 | 92.1 | 95.4 | 96.9 | 98.7 | 99.3 | 99.4 | 99.4 | 99.5 | 99.5 | 99.5 |
| .1 | 63.0 | 69.2 | 78.0 | 85.3 | 88.9 | 92.2 | 95.6 | 97.0 | 99.1 | 99.5 | 99.6 | 99.6 | 99.6 | 100.0 | 100.0 |
| .1 | 63.0 | 69.2 | 78.0 | 85.3 | 88.9 | 92.2 | 95.6 | 97.0 | 99.1 | 99.5 | 99.6 | 99.6 | 99.7 | 100.0 | 100.0 |
| .1 | 63.0 | 69.2 | 78.0 | 85.3 | 88.9 | 92.2 | 95.5 | 97.0 | 99.1 | 99.5 | 99.6 | 99.6 | 99.7 | 100.0 | 100.0 |
| .1 | 63.0 | 69.2 | 78.0 | 85.3 | 88.9 | 92.2 | 95.5 | 97.0 | 99.1 | 99.5 | 99.6 | 99.6 | 99.7 | 100.0 | 100.0 |
| .1 | 63.0 | 69.2 | 78.0 | 85.3 | 88.9 | 92.2 | 95.5 | 97.0 | 99.1 | 99.5 | 99.6 | 99.6 | 99.7 | 100.0 | 100.0 |

TOTAL NUMBER OF OBSERVATIONS

USAF ETAC [illegible] 0-14-5 (OL A) PREVIOUS EDITIONS OF THIS FORM ARE OBSOLETE

...AL CLIMATOLOGY PROGRAM
...AFETAC
...WEATHER SERVICE/MAC

# CEILING VERSUS VISIBILITY

...7370 ATSUGI NAS JAPAN 74-83 ...

## PERCENTAGE FREQUENCY OF OCCURRENCE
## FROM HOURLY OBSERVATIONS

...

| | 26 | 25 | 24 | | | | | | | | | | | | | |
|---|---|---|---|---|---|---|---|---|---|---|---|---|---|---|---|---|
| | 11.4 | 12.1 | 13.6 | 14.7 | 14.8 | 15.2 | 15.1 | 15.1 | 15.1 | 15.1 | 15.1 | 15.1 | 15.1 | 15.1 | 15.1 | 15.1 |
| | 21.3 | 22.6 | 26.6 | 27.6 | 27.8 | 28.3 | 28.4 | 28.4 | 28.4 | 28.4 | 28.4 | 28.4 | 28.4 | 28.4 | 28.4 | 28.4 |
| | 21.3 | 22.7 | 26.8 | 27.6 | 27.8 | 28.3 | 28.4 | 28.4 | 28.4 | 28.4 | 28.4 | 28.4 | 28.4 | 28.4 | 28.4 | 28.4 |
| | 21.4 | 23.1 | 26.1 | 27.7 | 27.9 | 28.4 | 28.5 | 28.5 | 28.5 | 28.5 | 28.5 | 28.5 | 28.5 | 28.5 | 28.5 | 28.5 |
| | 25.5 | 28.5 | 29.2 | 30.2 | 31.1 | 31.6 | 31.7 | 31.7 | 31.7 | 31.7 | 31.7 | 31.7 | 31.7 | 31.7 | 31.7 | 31.7 |
| | 26.1 | 32.4 | 34.3 | 36.4 | 37.1 | 37.4 | 37.4 | 37.6 | 37.6 | 37.9 | 37.9 | 37.9 | 37.9 | 37.9 | 37.9 | 37.9 |
| | 30.2 | 35.9 | 40.4 | 43.1 | 44.1 | 44.8 | 45.4 | 45.5 | 45.5 | 45.5 | 45.5 | 45.5 | 45.5 | 45.5 | 45.5 | 45.5 |
| | 33.9 | 39.7 | 43.3 | 46.2 | 48.1 | 48.9 | 46.5 | 46.5 | 46.5 | 46.5 | 46.5 | 46.5 | 46.5 | 46.5 | 46.6 | 46.6 |
| | 36.6 | 39.7 | 45.0 | 48.6 | 49.7 | 50.5 | 51.3 | 51.4 | 51.4 | 51.4 | 51.4 | 51.4 | 51.4 | 51.4 | 51.4 | 51.4 |
| | 37.1 | 40.2 | 45.5 | 48.2 | 50.1 | 51.2 | 51.6 | 51.9 | 51.9 | 51.9 | 51.9 | 51.9 | 51.9 | 51.9 | 51.9 | 51.9 |
| | 38.1 | 41.2 | 46.6 | 50.2 | 51.5 | 52.1 | 52.7 | 53.0 | 53.0 | 53.0 | 53.0 | 53.0 | 53.0 | 53.0 | 53.0 | 53.0 |
| | 41.0 | 44.3 | 50.0 | 54.3 | 56.5 | 56.3 | 57.1 | 57.2 | 57.2 | 57.2 | 57.2 | 57.2 | 57.2 | 57.2 | 57.2 | 57.2 |
| | 42.2 | 46.6 | 52.7 | 57.3 | 58.6 | 59.8 | 60.5 | 60.8 | 60.8 | 60.9 | 60.8 | 60.8 | 60.8 | 60.8 | 60.8 | 60.8 |
| | 47.7 | 52.1 | 59.0 | 64.4 | 66.4 | 67.7 | 68.6 | 68.8 | 68.8 | 69.0 | 68.8 | 68.8 | 68.8 | 68.8 | 68.8 | 68.8 |
| | 49.2 | 53.7 | 61.0 | 66.7 | 69.1 | 71.3 | 72.4 | 72.5 | 72.5 | 72.5 | 72.5 | 72.5 | 72.5 | 72.5 | 72.5 | 72.5 |
| | 51.3 | 55.0 | 63.6 | 70.6 | 73.4 | 75.5 | 76.5 | 77.2 | 77.2 | 77.5 | 77.5 | 77.5 | 77.5 | 77.5 | 77.5 | 77.5 |
| | 53.2 | 59.3 | 66.3 | 73.1 | 75.7 | 77.4 | 78.3 | 78.5 | 78.5 | 78.8 | 78.8 | 78.8 | 78.8 | 78.8 | 78.8 | 78.8 |
| | 54.6 | 59.6 | 68.4 | 75.7 | 78.3 | 81.6 | 83.3 | 84.4 | 84.4 | 84.7 | 84.7 | 84.7 | 84.7 | 84.7 | 84.7 | 84.7 |
| | 54.6 | 59.6 | 68.4 | 75.7 | 78.3 | 81.6 | 83.3 | 84.4 | 84.4 | 84.7 | 84.7 | 84.7 | 84.7 | 84.7 | 84.7 | 84.7 |
| | 56.2 | 60.9 | 70.3 | 78.1 | 81.3 | 84.4 | 86.3 | 87.5 | 87.5 | 87.8 | 87.8 | 87.8 | 87.8 | 87.8 | 87.8 | 87.8 |
| | 56.9 | 61.7 | 70.3 | 78.3 | 81.9 | 85.6 | 88.2 | 89.1 | 89.4 | 89.7 | 89.7 | 89.7 | 89.7 | 89.7 | 89.7 | 89.7 |
| | 56.6 | 61.8 | 71.2 | 79.1 | 83.3 | 88.2 | 91.5 | 92.6 | 92.8 | 93.1 | 93.1 | 93.1 | 93.1 | 93.1 | 93.1 | 93.1 |
| | 56.6 | 61.8 | 71.2 | 79.1 | 83.6 | 88.6 | 91.9 | 93.1 | 93.4 | 93.7 | 93.7 | 93.7 | 93.7 | 93.7 | 93.7 | 93.7 |
| | 56.9 | 62.2 | 71.3 | 80.5 | 84.3 | 89.6 | 93.7 | 95.5 | 96.0 | 97.1 | 97.1 | 97.1 | 97.1 | 97.1 | 97.1 | 97.1 |
| | 56.9 | 62.1 | 71.6 | 80.8 | 84.7 | 90.2 | 94.4 | 96.5 | 97.4 | 97.9 | 97.9 | 97.9 | 97.9 | 97.9 | 97.9 | 97.9 |
| | 56.9 | 62.1 | 71.6 | 80.8 | 84.7 | 90.2 | 94.5 | 96.5 | 97.7 | 98.4 | 98.4 | 98.4 | 98.4 | 98.4 | 98.4 | 98.4 |
| | 56.9 | 62.1 | 71.6 | 80.8 | 84.7 | 90.2 | 94.5 | 96.5 | 97.7 | 98.4 | 98.4 | 98.4 | 98.4 | 98.4 | 98.4 | 98.4 |
| | 56.9 | 62.1 | 71.6 | 80.8 | 84.7 | 90.2 | 94.5 | 96.5 | 97.7 | 98.4 | 98.4 | 98.4 | 98.4 | 98.4 | 98.4 | 98.4 |
| | 56.9 | 62.1 | 71.6 | 80.8 | 84.7 | 90.2 | 94.5 | 96.5 | 97.7 | 98.4 | 98.4 | 98.4 | 98.4 | 98.4 | 98.4 | 98.4 |
| | 56.9 | 62.1 | 71.6 | 80.8 | 84.7 | 90.2 | 94.5 | 96.5 | 97.7 | 98.4 | 98.4 | 98.4 | 98.4 | 98.4 | 98.4 | 98.4 |
| | 56.9 | 62.1 | 71.6 | 80.8 | 84.7 | 90.2 | 94.5 | 96.5 | 97.7 | 98.4 | 98.4 | 98.4 | 98.4 | 98.4 | 98.4 | 98.4 |

TOTAL NUMBER OF OBSERVATIONS ...74

# CEILING VERSUS VISIBILITY

[illegible] CLIMATOLOGY BRANCH
[illegible]
[illegible] SERVICE/MAC

[illegible] ATSUGI [illegible] JAPAN 74-83
STATION NAME

## PERCENTAGE FREQUENCY OF OCCURRENCE
## FROM HOURLY OBSERVATIONS

VISIBILITY IN STATUTE MILES

| CEILING IN HUNDREDS OF FEET | [illegible] | [illegible] | [illegible] | [illegible] | 21 | 22 | 2 | [illegible] | [illegible] | [illegible] | [illegible] | [illegible] | [illegible] | [illegible] | [illegible] |
|---|---|---|---|---|---|---|---|---|---|---|---|---|---|---|---|
| [illegible] | 1[illegible].[illegible] | 1[illegible].[illegible] | 1[illegible].1 | 1[illegible].[illegible] | 18.9 | 19.2 | 19.5 | 19.8 | 19.8 | 19.8 | 19.8 | 19.8 | 17.5 | 1[illegible].5 | 1[illegible].[illegible] | 1[illegible].[illegible] |
| [illegible] | [illegible].1 | [illegible].[illegible] | [illegible].4 | [illegible].9 | [illegible].[illegible] | [illegible].[illegible] | [illegible].2 | [illegible].2 | [illegible].2 | [illegible].2 | [illegible].2 | [illegible].2 | [illegible].2 | [illegible].2 | [illegible].[illegible] | [illegible].[illegible] |
| [illegible] | [illegible].1 | [illegible].7 | [illegible].4 | [illegible].9 | [illegible].[illegible] | [illegible].[illegible] | [illegible].2 | [illegible].2 | [illegible].2 | [illegible].2 | [illegible].2 | [illegible].2 | [illegible].2 | [illegible].[illegible] | [illegible].[illegible] | [illegible].[illegible] |
| [illegible] | [illegible].1 | [illegible].[illegible] | [illegible].[illegible] | [illegible].3 | [illegible].[illegible] | [illegible].[illegible] | [illegible].2 | [illegible].2 | [illegible].2 | [illegible].2 | [illegible].2 | [illegible].2 | [illegible].2 | [illegible].[illegible] | [illegible].[illegible] | [illegible].[illegible] |
| [illegible] | [illegible].[illegible] | [illegible].[illegible] | [illegible].[illegible] | [illegible].[illegible] | [illegible].[illegible] | [illegible].[illegible] | [illegible].[illegible] | [illegible].[illegible] | [illegible].[illegible] | [illegible].[illegible] | [illegible].[illegible] | [illegible].[illegible] | [illegible].[illegible] | [illegible].[illegible] | [illegible].[illegible] | [illegible].[illegible] |
| [illegible] | [illegible].[illegible] | [illegible].[illegible] | [illegible].[illegible] | [illegible].[illegible] | [illegible].[illegible] | [illegible].[illegible] | [illegible].[illegible] | [illegible].[illegible] | [illegible].[illegible] | [illegible].[illegible] | [illegible].[illegible] | [illegible].[illegible] | [illegible].[illegible] | [illegible].[illegible] | [illegible].[illegible] | [illegible].[illegible] |
| [illegible] | [illegible].1 | 47.2 | 44.5 | 47.[illegible] | 48.3 | 49.1 | 49.7 | 49.7 | 49.7 | 49.7 | 49.7 | 49.7 | 49.7 | 49.7 | 49.7 | 49.7 |
| [illegible] | [illegible].[illegible] | [illegible].3 | [illegible].[illegible] | [illegible].[illegible] | [illegible].[illegible] | [illegible].[illegible] | [illegible].[illegible] | [illegible].[illegible] | [illegible].[illegible] | [illegible].[illegible] | [illegible].[illegible] | [illegible].[illegible] | [illegible].[illegible] | [illegible].[illegible] | [illegible].[illegible] | [illegible].[illegible] |
| [illegible] | 42.[illegible] | 46.7 | 51.3 | 57.[illegible] | 55.[illegible] | 56.5 | 57.1 | 57.1 | 57.1 | 57.1 | 57.1 | 57.1 | 57.1 | 57.1 | 57.1 | 57.1 |
| [illegible] | [illegible].[illegible] | [illegible].[illegible] | [illegible].[illegible] | [illegible].[illegible] | [illegible].[illegible] | [illegible].[illegible] | [illegible].[illegible] | [illegible].[illegible] | [illegible].[illegible] | [illegible].[illegible] | [illegible].[illegible] | [illegible].[illegible] | [illegible].[illegible] | [illegible].[illegible] | [illegible].[illegible] | [illegible].[illegible] |
| [illegible] | [illegible].[illegible] | 47.5 | 52.3 | [illegible].[illegible] | [illegible].[illegible] | [illegible].[illegible] | [illegible].[illegible] | [illegible].[illegible] | [illegible].[illegible] | [illegible].[illegible] | [illegible].[illegible] | [illegible].[illegible] | [illegible].[illegible] | [illegible].[illegible] | [illegible].[illegible] | [illegible].[illegible] |
| [illegible] | [illegible].[illegible] | [illegible].[illegible] | [illegible].[illegible] | [illegible].[illegible] | [illegible].[illegible] | [illegible].[illegible] | [illegible].[illegible] | [illegible].[illegible] | [illegible].[illegible] | [illegible].[illegible] | [illegible].[illegible] | [illegible].[illegible] | [illegible].[illegible] | [illegible].[illegible] | [illegible].[illegible] | [illegible].[illegible] |
| [illegible] | 47.[illegible] | [illegible].2 | [illegible].[illegible] | [illegible].[illegible] | [illegible].[illegible] | [illegible].[illegible] | [illegible].[illegible] | [illegible].[illegible] | [illegible].[illegible] | [illegible].[illegible] | [illegible].[illegible] | [illegible].[illegible] | [illegible].[illegible] | [illegible].[illegible] | [illegible].[illegible] | [illegible].[illegible] |
| [illegible] | [illegible].[illegible] | [illegible].[illegible] | [illegible].[illegible] | [illegible].[illegible] | [illegible].[illegible] | [illegible].[illegible] | [illegible].[illegible] | [illegible].[illegible] | [illegible].[illegible] | [illegible].[illegible] | [illegible].[illegible] | [illegible].[illegible] | [illegible].[illegible] | [illegible].[illegible] | [illegible].[illegible] | [illegible].[illegible] |
| [illegible] | [illegible].[illegible] | [illegible].[illegible] | [illegible].[illegible] | [illegible].[illegible] | [illegible].[illegible] | [illegible].[illegible] | [illegible].[illegible] | [illegible].[illegible] | [illegible].[illegible] | [illegible].[illegible] | [illegible].[illegible] | [illegible].[illegible] | [illegible].[illegible] | [illegible].[illegible] | [illegible].[illegible] | [illegible].[illegible] |
| [illegible] | [illegible].[illegible] | [illegible].[illegible] | [illegible].[illegible] | [illegible].[illegible] | [illegible].[illegible] | [illegible].[illegible] | [illegible].[illegible] | [illegible].[illegible] | [illegible].[illegible] | [illegible].[illegible] | [illegible].[illegible] | [illegible].[illegible] | [illegible].[illegible] | [illegible].[illegible] | [illegible].[illegible] | [illegible].[illegible] |
| [illegible] | [illegible].[illegible] | [illegible].[illegible] | [illegible].[illegible] | [illegible].[illegible] | [illegible].[illegible] | [illegible].[illegible] | [illegible].[illegible] | [illegible].[illegible] | [illegible].[illegible] | [illegible].[illegible] | [illegible].[illegible] | [illegible].[illegible] | [illegible].[illegible] | [illegible].[illegible] | [illegible].[illegible] | [illegible].[illegible] |
| [illegible] | [illegible].[illegible] | [illegible].[illegible] | [illegible].[illegible] | [illegible].[illegible] | [illegible].[illegible] | [illegible].[illegible] | [illegible].[illegible] | [illegible].[illegible] | [illegible].[illegible] | [illegible].[illegible] | [illegible].[illegible] | [illegible].[illegible] | [illegible].[illegible] | [illegible].[illegible] | [illegible].[illegible] | [illegible].[illegible] |
| [illegible] | [illegible].[illegible] | [illegible].[illegible] | [illegible].[illegible] | [illegible].[illegible] | [illegible].[illegible] | [illegible].[illegible] | [illegible].[illegible] | [illegible].[illegible] | [illegible].[illegible] | [illegible].[illegible] | [illegible].[illegible] | [illegible].[illegible] | [illegible].[illegible] | [illegible].[illegible] | [illegible].[illegible] | [illegible].[illegible] |
| [illegible] | [illegible].[illegible] | [illegible].[illegible] | [illegible].[illegible] | [illegible].[illegible] | [illegible].[illegible] | [illegible].[illegible] | [illegible].[illegible] | [illegible].[illegible] | [illegible].[illegible] | [illegible].[illegible] | [illegible].[illegible] | [illegible].[illegible] | [illegible].[illegible] | [illegible].[illegible] | [illegible].[illegible] | [illegible].[illegible] |
| [illegible] | [illegible].[illegible] | [illegible].[illegible] | [illegible].[illegible] | [illegible].[illegible] | [illegible].[illegible] | [illegible].[illegible] | [illegible].[illegible] | [illegible].[illegible] | [illegible].[illegible] | [illegible].[illegible] | [illegible].[illegible] | [illegible].[illegible] | [illegible].[illegible] | [illegible].[illegible] | [illegible].[illegible] | [illegible].[illegible] |
| [illegible] | [illegible].[illegible] | [illegible].[illegible] | [illegible].[illegible] | [illegible].[illegible] | [illegible].[illegible] | [illegible].[illegible] | [illegible].[illegible] | [illegible].[illegible] | [illegible].[illegible] | [illegible].[illegible] | [illegible].[illegible] | [illegible].[illegible] | [illegible].[illegible] | [illegible].[illegible] | [illegible].[illegible] | [illegible].[illegible] |
| [illegible] | [illegible].[illegible] | [illegible].[illegible] | [illegible].[illegible] | [illegible].[illegible] | [illegible].[illegible] | [illegible].[illegible] | [illegible].[illegible] | [illegible].[illegible] | [illegible].[illegible] | [illegible].[illegible] | [illegible].[illegible] | [illegible].[illegible] | [illegible].[illegible] | [illegible].[illegible] | [illegible].[illegible] | [illegible].[illegible] |
| [illegible] | [illegible].[illegible] | [illegible].[illegible] | [illegible].[illegible] | [illegible].[illegible] | [illegible].[illegible] | [illegible].[illegible] | [illegible].[illegible] | [illegible].[illegible] | [illegible].[illegible] | [illegible].[illegible] | [illegible].[illegible] | [illegible].[illegible] | [illegible].[illegible] | [illegible].[illegible] | [illegible].[illegible] | [illegible].[illegible] |
| [illegible] | [illegible].[illegible] | [illegible].[illegible] | [illegible].[illegible] | [illegible].[illegible] | [illegible].[illegible] | [illegible].[illegible] | [illegible].[illegible] | [illegible].[illegible] | [illegible].[illegible] | [illegible].[illegible] | [illegible].[illegible] | [illegible].[illegible] | [illegible].[illegible] | [illegible].[illegible] | [illegible].[illegible] | [illegible].[illegible] |
| [illegible] | [illegible].[illegible] | [illegible].[illegible] | [illegible].[illegible] | [illegible].[illegible] | [illegible].[illegible] | [illegible].[illegible] | [illegible].[illegible] | [illegible].[illegible] | [illegible].[illegible] | [illegible].[illegible] | [illegible].[illegible] | [illegible].[illegible] | [illegible].[illegible] | [illegible].[illegible] | [illegible].[illegible] | [illegible].[illegible] |
| [illegible] | [illegible].[illegible] | [illegible].[illegible] | [illegible].[illegible] | [illegible].[illegible] | [illegible].[illegible] | [illegible].[illegible] | [illegible].[illegible] | [illegible].[illegible] | [illegible].[illegible] | [illegible].[illegible] | [illegible].[illegible] | [illegible].[illegible] | [illegible].[illegible] | [illegible].[illegible] | [illegible].[illegible] | [illegible].[illegible] |
| [illegible] | [illegible].[illegible] | [illegible].[illegible] | [illegible].[illegible] | [illegible].[illegible] | [illegible].[illegible] | [illegible].[illegible] | [illegible].[illegible] | [illegible].[illegible] | [illegible].[illegible] | [illegible].[illegible] | [illegible].[illegible] | [illegible].[illegible] | [illegible].[illegible] | [illegible].[illegible] | [illegible].[illegible] | [illegible].[illegible] |
| [illegible] | [illegible].[illegible] | [illegible].[illegible] | [illegible].[illegible] | [illegible].[illegible] | [illegible].[illegible] | [illegible].[illegible] | [illegible].[illegible] | [illegible].[illegible] | [illegible].[illegible] | [illegible].[illegible] | [illegible].[illegible] | [illegible].[illegible] | [illegible].[illegible] | [illegible].[illegible] | [illegible].[illegible] | [illegible].[illegible] |

TOTAL NUMBER OF OBSERVATIONS [illegible]

[illegible] 0-14-5 (OL A) PREVIOUS EDITIONS OF THIS FORM ARE OBSOLETE

...AL CLIMATOLOGY BRANCH
...FETAC
...WEATHER SERVICE/MAC

# CEILING VERSUS VISIBILITY

...STATION ATSUGI NAS JAPAN ... 74-83 ...YEARS

## PERCENTAGE FREQUENCY OF OCCURRENCE FROM HOURLY OBSERVATIONS

...(NAUTICAL MILES)

| | | | | | | | | | | | | | | | | |
|---|---|---|---|---|---|---|---|---|---|---|---|---|---|---|---|---|
| | 1.0 | 17.2 | 14.4 | 17.4 | 15.7 | 16.1 | 16.2 | 16.2 | 16.7 | 15.4 | 16.4 | 14.4 | 14.4 | 14.4 | 16.4 | 16.1 |
| | 17.6 | 21.6 | 24.6 | 27.3 | 27.6 | 28.2 | 28.5 | 28.6 | 28.7 | 28.2 | 28.2 | 28.2 | 28.2 | 28.2 | 28.2 | 28.2 |
| | 19.9 | 21.7 | 24.8 | 27.1 | 27.7 | 28.3 | 28.6 | 28.7 | 28.8 | 28.9 | 29.0 | 29.0 | 29.0 | 29.0 | 29.0 | 29.0 |
| | 19.9 | 21.6 | 24.8 | 27.1 | 27.6 | 28.3 | 28.7 | 28.8 | 28.9 | 29.0 | 29.1 | 29.2 | 29.2 | 29.2 | 29.2 | 29.1 |
| | 31.3 | 27.2 | 25.0 | 29.1 | 29.8 | 30.3 | 30.7 | 30.8 | 31.0 | 31.0 | 31.0 | 31.0 | 31.1 | 31.1 | 31.1 | 31.1 |
| | 29.0 | 27.6 | 31.0 | 34.6 | 35.0 | 36.3 | 36.9 | 36.9 | 37.1 | 37.2 | 37.2 | 37.2 | 37.2 | 37.2 | 37.2 | 37.3 |
| | 29.1 | 30.4 | 37.3 | 40.6 | 41.9 | 42.8 | 43.7 | 43.8 | 44.0 | 44.1 | 44.1 | 44.1 | 44.2 | 44.2 | 44.2 | 44.2 |
| | 30.0 | 33.3 | 39.1 | 41.6 | 43.0 | 43.9 | 44.6 | 44.7 | 45.1 | 45.2 | 45.2 | 45.2 | 45.2 | 45.2 | 45.3 | 45.4 |
| | 31.7 | 34.5 | 41.6 | 45.8 | 47.2 | 48.3 | 49.4 | 49.6 | 49.8 | 49.9 | 49.9 | 49.9 | 49.9 | 49.9 | 50.0 | 50.0 |
| | 33.1 | 36.9 | 42.3 | 46.3 | 47.7 | 48.9 | 49.9 | 50.1 | 50.4 | 50.4 | 50.5 | 50.5 | 50.5 | 50.5 | 50.6 | 50.6 |
| | 33.9 | 37.7 | 43.2 | 47.2 | 48.6 | 49.7 | 50.9 | 51.1 | 51.3 | 51.4 | 51.4 | 51.4 | 51.5 | 51.5 | 51.5 | 51.6 |
| | 35.0 | 39.6 | 45.5 | 49.9 | 51.4 | 52.6 | 53.7 | 53.9 | 54.2 | 54.3 | 54.3 | 54.3 | 54.4 | 54.4 | 54.4 | 54.4 |
| | 37.1 | 41.3 | 47.4 | 52.3 | 54.1 | 55.4 | 56.6 | 56.9 | 57.2 | 57.3 | 57.3 | 57.3 | 57.4 | 57.4 | 57.4 | 57.4 |
| | 43.6 | 44.7 | 51.7 | 57.5 | 59.5 | 61.1 | 62.6 | 63.1 | 63.5 | 63.7 | 63.7 | 63.7 | 63.7 | 63.7 | 63.7 | 63.8 |
| | 42.2 | 45.9 | 54.6 | 61.3 | 63.4 | 65.5 | 67.3 | 67.7 | 68.2 | 68.4 | 68.5 | 68.5 | 68.5 | 68.5 | 68.5 | 68.6 |
| | 44.1 | 49.2 | 57.6 | 64.9 | 67.5 | 70.0 | 72.2 | 72.7 | 73.5 | 73.8 | 73.8 | 73.8 | 73.8 | 73.8 | 73.9 | 74.0 |
| | 46.1 | 51.5 | 60.4 | 68.4 | 71.6 | 73.7 | 76.1 | 76.8 | 77.5 | 77.8 | 77.8 | 77.8 | 77.9 | 77.9 | 78.0 | 78.1 |
| | 47.6 | 53.1 | 62.5 | 70.9 | 73.6 | 75.6 | 79.2 | 80.5 | 80.7 | 81.0 | 81.0 | 81.0 | 81.1 | 81.1 | 81.1 | 81.2 |
| | 47.6 | 53.2 | 62.5 | 71.0 | 73.6 | 76.8 | 79.4 | 80.2 | 81.1 | 81.2 | 81.3 | 81.3 | 81.3 | 81.3 | 81.3 | 81.4 |
| | 48.6 | 54.6 | 64.5 | 73.5 | 76.6 | 80.0 | 82.4 | 83.9 | 84.6 | 85.1 | 85.2 | 85.2 | 85.3 | 85.3 | 85.3 | 85.4 |
| | 49.3 | 55.2 | 65.3 | 74.9 | 78.4 | 82.4 | 85.9 | 87.1 | 88.2 | 88.8 | 89.0 | 89.0 | 89.1 | 89.1 | 89.1 | 89.1 |
| | 49.6 | 55.5 | 65.9 | 76.1 | 80.0 | 84.6 | 88.9 | 90.7 | 91.6 | 92.2 | 92.4 | 92.4 | 92.5 | 92.5 | 92.5 | 92.6 |
| | 49.9 | 55.5 | 66.2 | 76.1 | 80.1 | 84.9 | 89.2 | 90.7 | 92.0 | 92.7 | 92.8 | 92.8 | 92.9 | 92.9 | 92.9 | 93.0 |
| | 49.7 | 55.7 | 66.3 | 76.9 | 81.1 | 86.2 | 91.4 | 93.2 | 94.7 | 95.7 | 96.0 | 96.2 | 96.2 | 96.2 | 96.2 | 96.2 |
| | 49.7 | 55.8 | 66.4 | 77.1 | 81.5 | 86.6 | 91.3 | 93.9 | 95.6 | 96.5 | 96.8 | 96.7 | 96.7 | 96.8 | 96.8 | 96.9 |
| | 49.8 | 55.8 | 66.6 | 77.4 | 82.1 | 87.7 | 92.5 | 94.5 | 96.6 | 97.7 | 97.9 | 97.9 | 98.0 | 98.0 | 98.2 | 98.2 |
| | 49.9 | 55.9 | 66.7 | 77.6 | 82.2 | 87.7 | 93.1 | 95.5 | 97.7 | 98.5 | 99.0 | 99.0 | 99.1 | 99.1 | 99.1 | 99.2 |
| | 50.0 | 56.0 | 66.8 | 77.8 | 82.4 | 87.9 | 93.5 | 96.1 | 98.3 | 99.4 | 99.6 | 99.6 | 99.7 | 99.7 | 99.8 | 99.8 |
| | 50.0 | 56.0 | 66.8 | 77.8 | 82.4 | 88.0 | 93.6 | 96.2 | 98.4 | 99.5 | 99.7 | 99.7 | 99.8 | 99.8 | 99.9 | 99.9 |
| | 50.0 | 56.0 | 66.8 | 77.8 | 82.4 | 88.0 | 93.6 | 96.2 | 98.4 | 99.5 | 99.7 | 99.7 | 99.8 | 99.8 | 99.9 | 99.9 |
| | 50.0 | 56.0 | 66.8 | 77.8 | 82.4 | 88.0 | 93.6 | 96.2 | 98.4 | 99.5 | 99.7 | 99.7 | 99.8 | 99.8 | 99.9 | 99.9 |
| | 50.0 | 56.0 | 66.8 | 77.8 | 82.4 | 88.0 | 93.6 | 96.2 | 98.4 | 99.5 | 99.7 | 99.7 | 99.8 | 99.8 | 99.9 | 99.9 |

TOTAL NUMBER OF OBSERVATIONS ... 5422

...AF FORM ... 0-14-5 (OL A) PREVIOUS EDITIONS OF THIS FORM ARE OBSOLETE

[illegible] CLIMATOLOGY BRANCH
[illegible]
[illegible] WEATHER SERVICE/MAC

# CEILING VERSUS VISIBILITY

[illegible] STATION NAME [illegible]

PERCENTAGE FREQUENCY OF OCCURRENCE
FROM HOURLY OBSERVATIONS

VISIBILITY IN STATUTE MILES

| CEILING IN HUNDREDS OF FEET | 10 | 9 | 8 | 7 | 6 | 5 | 4 | 3 | 2½ | 2 | 1½ | 1 | ¾ | ½ | ¼ | 0 |
|---|---|---|---|---|---|---|---|---|---|---|---|---|---|---|---|---|
| 10+ | 27.7 | 31.0 | 33.4 | 35.2 | 37.7 | 39.7 | 41.7 | 43.7 | 44.7 | 45.7 | 46.7 | 47.7 | 48.7 | 49.7 | 50.7 | 51.7 |
| 9 | 27.6 | 29.6 | 31.2 | 31.7 | 32.5 | 32.8 | 33.4 | 34.1 | 34.4 | 34.6 | 34.6 | 34.6 | 34.6 | 34.6 | 34.6 | 34.6 |
| 8 | 27.6 | 29.0 | 31.2 | 31.7 | 32.5 | 32.8 | 33.8 | 34.1 | 34.4 | 34.6 | 34.6 | 34.6 | 34.6 | 34.6 | 34.7 | 34.7 |
| 7 | 27.6 | 29.0 | 31.2 | 31.7 | 32.5 | 32.8 | 33.8 | 34.1 | 34.4 | 34.6 | 34.6 | 34.6 | 34.6 | 34.6 | 34.6 | 34.6 |
| 6 | 29.1 | 31.2 | 32.8 | 33.5 | 34.5 | 35.0 | 35.9 | 36.3 | 36.7 | 36.7 | 36.7 | 36.7 | 36.7 | 36.7 | 36.7 | 36.7 |
| 5 | 33.2 | 35.6 | 37.6 | 38.4 | 39.5 | 40.2 | 41.2 | 41.7 | 41.8 | 41.8 | 41.8 | 41.8 | 41.8 | 41.8 | 41.8 | 41.8 |
| 4 | 37.7 | 41.1 | 44.2 | 45.2 | 46.7 | 47.6 | 48.8 | 49.1 | 49.6 | 49.6 | 49.6 | 49.6 | 49.6 | 49.6 | 49.6 | 49.6 |
| 3½ | 38.2 | 41.8 | 45.2 | 46.5 | 48.2 | 49.1 | 50.1 | 50.4 | 50.9 | 51.0 | 51.0 | 51.0 | 51.0 | 51.0 | 51.0 | 51.0 |
| 3 | 42.0 | 46.5 | 50.1 | 51.6 | 53.0 | 54.5 | 55.4 | 55.8 | 56.3 | 56.3 | 56.3 | 56.3 | 56.3 | 56.3 | 56.3 | 56.3 |
| 2½ | 42.2 | 46.5 | 51.1 | 52.6 | 54.0 | 54.5 | 55.4 | 55.8 | 56.3 | 56.3 | 56.3 | 56.3 | 56.3 | 56.3 | 56.3 | 56.3 |
| 2 | 42.6 | 47.6 | 52.7 | 54.1 | 55.6 | 56.6 | 56.9 | 57.4 | 57.4 | 57.4 | 57.4 | 57.4 | 57.4 | 57.4 | 57.4 | 57.4 |
| 1½ | 44.2 | 49.1 | 54.3 | 55.8 | 57.4 | 58.4 | 58.7 | 59.2 | 59.2 | 59.2 | 59.2 | 59.2 | 59.2 | 59.2 | 59.2 | 59.2 |
| 1 | 46.3 | 51.9 | 56.7 | 58.5 | 60.2 | 62.1 | 63.3 | 63.6 | 64.2 | 64.2 | 64.2 | 64.2 | 64.2 | 64.2 | 64.2 | 64.2 |
| ¾ | 48.9 | 55.4 | 61.2 | 63.3 | 65.5 | 66.4 | 69.6 | 69.9 | 70.6 | 71.6 | 71.6 | 71.6 | 71.6 | 71.6 | 71.6 | 71.6 |
| ½ | 50.2 | 57.2 | 63.1 | 65.5 | 67.8 | 70.7 | 72.4 | 72.7 | 73.3 | 73.3 | 73.3 | 73.3 | 73.3 | 73.3 | 73.3 | 73.3 |
| ¼ | 52.5 | 60.3 | 66.5 | 68.5 | 70.9 | 74.1 | 75.8 | 76.3 | 76.9 | 76.9 | 76.9 | 76.9 | 76.9 | 76.9 | 76.9 | 76.9 |
| 0 | 54.7 | 62.3 | 68.7 | 70.7 | 73.3 | 76.6 | 79.2 | 79.7 | 79.3 | 79.3 | 79.7 | 79.7 | 79.7 | 79.7 | 79.7 | 79.7 |
| 10+ | 54.6 | 64.1 | 71.1 | 73.8 | 77.1 | 81.7 | 82.4 | 82.9 | 83.6 | 83.6 | 83.6 | 83.6 | 83.6 | 83.6 | 83.6 | 83.6 |
| 9 | 54.6 | 64.2 | 71.4 | 74.1 | 77.4 | 81.1 | 82.9 | 83.4 | 84.1 | 84.1 | 84.1 | 84.1 | 84.1 | 84.1 | 84.1 | 84.1 |
| 8 | 56.4 | 67.2 | 74.6 | 77.4 | 81.5 | 85.5 | 87.3 | 87.8 | 88.5 | 88.5 | 88.5 | 88.5 | 88.5 | 88.5 | 88.5 | 88.5 |
| 7 | 56.4 | 67.2 | 75.4 | 79.0 | 83.1 | 87.6 | 89.6 | 90.1 | 90.7 | 91.7 | 91.7 | 91.7 | 91.7 | 91.7 | 91.7 | 91.7 |
| 6 | 56.7 | 67.6 | 76.3 | 80.7 | 86.0 | 91.5 | 93.3 | 94.2 | 94.6 | 94.6 | 94.6 | 94.6 | 94.6 | 94.6 | 94.6 | 94.6 |
| 5 | 56.7 | 67.6 | 76.3 | 80.7 | 86.0 | 91.5 | 93.3 | 94.2 | 94.6 | 94.6 | 94.6 | 94.6 | 94.6 | 94.6 | 94.6 | 94.6 |
| 4 | 57.1 | 68.1 | 77.1 | 81.5 | 86.8 | 92.4 | 94.8 | 95.4 | 96.3 | 96.3 | 96.3 | 96.3 | 96.3 | 96.3 | 96.3 | 96.3 |
| 3½ | 57.1 | 68.1 | 77.2 | 82.0 | 87.9 | 93.3 | 95.8 | 96.4 | 97.2 | 97.2 | 97.2 | 97.2 | 97.2 | 97.2 | 97.2 | 97.2 |
| 3 | 57.1 | 68.1 | 77.2 | 82.4 | 87.6 | 93.5 | 95.9 | 96.9 | 97.7 | 97.7 | 97.7 | 97.7 | 97.7 | 97.7 | 97.7 | 97.7 |
| 2½ | 57.1 | 68.1 | 77.2 | 82.0 | 87.8 | 93.8 | 96.3 | 97.4 | 98.2 | 98.2 | 98.2 | 98.2 | 98.2 | 98.2 | 98.2 | 98.2 |
| 2 | 57.1 | 68.1 | 77.2 | 82.0 | 87.8 | 94.2 | 96.4 | 97.6 | 98.4 | 98.5 | 98.5 | 98.5 | 98.5 | 98.5 | 98.5 | 98.5 |
| 1½ | 57.1 | 68.1 | 77.2 | 82.0 | 88.0 | 94.1 | 96.7 | 97.9 | 98.7 | 98.9 | 99.0 | 99.0 | 99.0 | 99.0 | 99.0 | 99.0 |
| 1 | 57.1 | 68.1 | 77.2 | 82.0 | 88.0 | 94.1 | 96.7 | 97.9 | 98.7 | 98.9 | 99.2 | 99.2 | 99.2 | 99.2 | 99.2 | 99.2 |
| ¾ | 57.1 | 68.1 | 77.2 | 82.0 | 88.0 | 94.1 | 96.7 | 97.9 | 98.7 | 98.9 | 99.2 | 99.4 | 99.4 | 99.4 | 99.41 | [illegible] |
| ½ | 57.1 | 68.1 | 77.2 | 82.0 | 88.0 | 94.1 | 96.7 | 97.9 | 98.7 | 98.9 | 99.2 | 99.4 | 99.4 | 99.51 | [illegible] | [illegible] |

TOTAL NUMBER OF OBSERVATIONS _____

USAF ETAC [illegible] 0-14-5 (OL A) PREVIOUS EDITIONS OF THIS FORM ARE OBSOLETE

[illegible] CLIMATOLOGY BRANCH
[illegible] ETAC
[illegible] WEATHER SERVICE/MAC

# CEILING VERSUS VISIBILITY

[illegible] ATSUGI NAS JAPAN 74-07 [illegible]
STATION NAME

## PERCENTAGE FREQUENCY OF OCCURRENCE
## FROM HOURLY OBSERVATIONS

[illegible]

| | | | | | | | | | | | | | | | | | |
|---|---|---|---|---|---|---|---|---|---|---|---|---|---|---|---|---|---|
| [illegible] | 16.0 | 17.2 | 17.4 | 18.7 | 19.6 | 20.7 | 21.2 | 22.1 | 22.6 | 23.1 | 23.4 | 23.4 | 23.4 | 23.4 | 23.4 | 23.4 | 23.4 |
| | 17.6 | 18.8 | 20.2 | 21.3 | 26.2 | 27.2 | 28.2 | 30.2 | 30.2 | 31.2 | 31.2 | 31.2 | 31.2 | 31.2 | 31.2 | 31.2 | 31.2 |
| | 17.6 | 18.8 | 22.6 | 25.8 | 26.6 | 27.9 | 29.2 | 30.2 | 30.2 | 30.7 | 31.2 | 31.2 | 31.2 | 31.2 | 31.2 | 31.2 | 31.2 |
| | 17.6 | 19.8 | 22.9 | 25.8 | 26.6 | 27.9 | 29.2 | 30.2 | 30.2 | 31.2 | 31.2 | 31.2 | 31.2 | 31.2 | 31.2 | 31.2 | 31.2 |
| | 19.1 | 20.1 | 23.6 | 26.4 | 27.3 | 28.7 | 29.6 | 30.9 | 31.7 | 32.1 | 32.3 | 32.7 | 32.7 | 32.7 | 32.7 | 32.7 | 32.7 |
| | 21.6 | 23.2 | 27.5 | 31.1 | 34.1 | 35.1 | 36.2 | 37.1 | 37.8 | 37.8 | 37.8 | 37.8 | 37.8 | 37.8 | 37.8 | 37.8 | 37.8 |
| | 26.4 | 28.8 | 34.2 | 38.4 | 39.8 | 41.0 | 42.9 | 44.3 | 45.2 | 45.8 | 46.2 | 46.4 | 46.4 | 46.4 | 46.4 | 46.4 | 46.4 |
| | 26.6 | 28.4 | 34.7 | 39.4 | 40.7 | 42.2 | 43.6 | 45.7 | 46.2 | 46.6 | 46.8 | 46.8 | 46.8 | 46.8 | 46.8 | 46.8 | 46.8 |
| | 26.8 | 31.6 | 37.2 | 42.4 | 43.8 | 45.3 | 47.5 | 48.9 | 49.7 | 50.1 | 50.4 | 50.4 | 50.4 | 50.4 | 50.4 | 50.4 | 50.4 |
| | 26.8 | 31.6 | 37.8 | 42.4 | 43.8 | 45.3 | 47.5 | 48.9 | 49.7 | 50.1 | 50.4 | 50.4 | 50.4 | 50.4 | 50.4 | 50.4 | 50.4 |
| | 26.7 | 31.4 | 37.6 | 42.9 | 44.3 | 45.8 | 48.0 | 49.4 | 50.3 | 50.6 | 50.9 | 50.9 | 51.0 | 51.0 | 51.0 | 51.0 | 51.0 |
| | 26.9 | 32.3 | 38.9 | 43.8 | 47.0 | 48.6 | 51.9 | 53.3 | 53.3 | 53.7 | 53.9 | 53.9 | 53.9 | 53.9 | 53.9 | 53.9 | 53.9 |
| | 28.7 | 35.8 | 43.3 | 48.2 | 51.0 | 52.9 | 55.3 | 56.8 | 56.1 | 56.8 | 56.7 | 56.8 | 56.8 | 56.8 | 56.8 | 56.8 | 56.8 |
| | 34.2 | 38.9 | 46.1 | 54.9 | 57.1 | 59.6 | 62.4 | 63.9 | 65.3 | 65.7 | 66.2 | 66.2 | 66.2 | 66.2 | 66.2 | 66.2 | 66.2 |
| | 35.0 | 39.9 | 49.7 | 57.1 | 59.7 | 61.2 | 65.2 | 67.0 | 68.4 | 68.9 | 69.1 | 69.2 | 69.2 | 69.2 | 69.2 | 69.2 | 69.2 |
| | 36.4 | 41.3 | 51.4 | 59.2 | 62.4 | 65.7 | 69.2 | 72.3 | 73.7 | 73.1 | 74.3 | 73.6 | 74.7 | 74.7 | 74.7 | 74.7 | 74.7 |
| | 36.8 | 41.8 | 52.3 | 61.2 | 63.4 | 66.5 | 69.8 | 71.7 | 73.2 | 73.6 | 73.9 | 74.1 | 74.2 | 74.2 | 74.2 | 74.2 | 74.2 |
| | 36.9 | 42.2 | 53.0 | 61.7 | 64.9 | 68.7 | 72.6 | 74.6 | 76.2 | 76.4 | 77.0 | 77.4 | 77.5 | 77.5 | 77.5 | 77.5 | 77.5 |
| | 37.0 | 42.3 | 53.3 | 62.0 | 65.2 | 68.9 | 72.2 | 74.9 | 76.8 | 77.1 | 77.3 | 77.7 | 77.8 | 77.8 | 77.8 | 77.8 | 77.8 |
| | 37.9 | 43.2 | 54.5 | 64.3 | 66.3 | 72.3 | 76.1 | 78.9 | 80.6 | 81.1 | 81.3 | 81.7 | 81.8 | 81.8 | 81.8 | 81.8 | 81.8 |
| | 38.1 | 43.6 | 55.2 | 65.4 | 69.6 | 73.9 | 77.9 | 80.8 | 82.4 | 83.2 | 83.6 | 84.0 | 84.1 | 84.1 | 84.1 | 84.1 | 84.1 |
| | 38.3 | 43.7 | 55.6 | 66.4 | 71.3 | 76.5 | 81.6 | 84.6 | 86.7 | 87.9 | 88.4 | 88.8 | 89.0 | 89.0 | 89.0 | 89.0 | 89.0 |
| | 38.3 | 43.8 | 55.8 | 66.7 | 71.6 | 76.9 | 81.8 | 84.8 | 87.1 | 88.1 | 88.6 | 89.1 | 89.3 | 89.3 | 89.3 | 89.3 | 89.3 |
| | 38.6 | 44.3 | 56.4 | 67.4 | 72.6 | 77.9 | 83.6 | 87.2 | 89.3 | 91.4 | 91.8 | 92.2 | 92.5 | 92.9 | 92.9 | 92.9 | 92.9 |
| | 38.6 | 44.4 | 56.7 | 67.7 | 73.3 | 78.5 | 84.5 | 88.3 | 90.9 | 92.7 | 93.2 | 94.1 | 94.2 | 94.2 | 94.2 | 94.2 | 94.2 |
| | 38.6 | 44.4 | 56.7 | 67.7 | 73.4 | 79.0 | 85.0 | 89.0 | 91.7 | 93.7 | 94.2 | 95.3 | 95.5 | 95.5 | 95.5 | 95.5 | 95.5 |
| | 38.6 | 44.4 | 56.7 | 67.8 | 73.4 | 79.4 | 85.5 | 89.5 | 92.2 | 94.2 | 94.7 | 96.0 | 96.1 | 96.1 | 96.1 | 96.1 | 96.1 |
| | 38.6 | 44.7 | 57.1 | 68.4 | 74.0 | 80.3 | 86.4 | 90.4 | 93.2 | 95.2 | 95.8 | 97.2 | 97.5 | 97.5 | 97.5 | 97.5 | 97.5 |
| | 38.6 | 44.7 | 57.1 | 68.4 | 74.0 | 80.6 | 86.7 | 90.9 | 93.7 | 95.8 | 96.7 | 98.6 | 99.1 | 99.1 | 99.1 | 99.1 | 99.4 |
| | 38.6 | 44.7 | 57.1 | 68.4 | 74.0 | 80.6 | 86.7 | 90.9 | 93.7 | 95.8 | 96.7 | 98.6 | 99.1 | 99.1 | 99.1 | 99.1 | 99.4 |
| | 38.6 | 44.7 | 57.1 | 68.4 | 74.0 | 80.6 | 86.7 | 90.9 | 93.7 | 95.8 | 96.7 | 98.6 | 99.1 | 99.1 | 99.1 | 99.1 | 99.4 |
| | 38.6 | 44.7 | 57.1 | 68.4 | 74.0 | 80.6 | 86.7 | 90.9 | 93.7 | 95.8 | 96.7 | 98.6 | 99.1 | 99.1 | 99.1 | 99.1 | 99.4 |

TOTAL NUMBER OF OBSERVATIONS [illegible]

USAF ETAC [illegible] 0-14-5 (OL A) PREVIOUS EDITIONS OF THIS FORM ARE OBSOLETE

# CEILING VERSUS VISIBILITY

PERCENTAGE FREQUENCY OF OCCURRENCE
FROM HOURLY OBSERVATIONS

| | | | | | | | | | | | | | | | | |
|---|---|---|---|---|---|---|---|---|---|---|---|---|---|---|---|---|
| | | | | | | | | | | | | | | | | |
| | | | | | | | | | | | | | | | | |
| | | | | | | | | | | | | | | | | |

# CEILING VERSUS VISIBILITY

PERCENTAGE FREQUENCY OF OCCURRENCE
FROM HOURLY OBSERVATIONS

TOTAL NUMBER OF OBSERVATIONS

AD-A159 684 ATSUGI NAS JAPAN LIMITED SURFACE OBSERVATIONS CLIMATIC SUMMARY (LISOCS) PART A C-F(U) AIR FORCE ENVIRONMENTAL TECHNICAL APPLICATIONS CENTER SCOTT A.. FEB 85 3/5

UNCLASSIFIED USAFETAC/DS-85/006 F/G 4/2 NL




1·0
1·1
1·25
2·8
3·15
3·5
4·0
4·5
2·5
2·2
2·0
1·8
1·4
1·6

...L CLIMATOLOGY BRANCH
...ETAC
...WEATHER SERVICE/MAC

# CEILING VERSUS VISIBILITY

...679... (STATION) ATSUGI NAS JAPAN (STATION NAME) 74-83 (YEARS) ...JUL

PERCENTAGE FREQUENCY OF OCCURRENCE
(FROM HOURLY OBSERVATIONS)

1...P-1...

...NAUTICAL MILES

| CEILING (FEET) | 26 | 21 | 24 | 21 | 22 | 21 | 2 | | 21 | | | | | | |
|---|---|---|---|---|---|---|---|---|---|---|---|---|---|---|---|
| 1...0 | 19.0 | 19.5 | 20.5 | 26.7 | 27.7 | 26.7 | 28.7 | 28.7 | 28.7 | 28.7 | 28.7 | 28.7 | 28.7 | 28.7 | 28.7 |
| 15...0 | 28.1 | 29.5 | 31.3 | 31.6 | 31.6 | 31.6 | 31.6 | 31.6 | 31.6 | 31.6 | 31.6 | 31.6 | 31.6 | 31.6 | 31.6 |
| 2...0 | 28.7 | 29.6 | 31.4 | 31.7 | 31.7 | 31.7 | 31.7 | 31.7 | 31.7 | 31.7 | 31.7 | 31.7 | 31.7 | 31.7 | 31.7 |
| 3...0 | 29.4 | 29.5 | 29.8 | 31.5 | 31.9 | 31.9 | 31.9 | 31.9 | 31.9 | 31.9 | 31.9 | 31.9 | 31.9 | 31.9 | 31.9 |
| 4...0 | 30.4 | 31.9 | 32.9 | 34.4 | 34.5 | 34.5 | 34.5 | 34.5 | 34.5 | 34.5 | 34.5 | 34.5 | 34.5 | 34.5 | 34.5 |
| 5...0 | 34.0 | 35.9 | 36.4 | 38.0 | 39.9 | 39.9 | 39.9 | 39.9 | 39.9 | 39.9 | 39.9 | 39.9 | 39.9 | 39.9 | 39.9 |
| 6...0 | 37.8 | 40.3 | 42.6 | 44.0 | 44.2 | 44.3 | 44.3 | 44.3 | 44.3 | 44.3 | 44.3 | 44.3 | 44.3 | 44.3 | 44.3 |
| 7...0 | 38.4 | 40.9 | 44.3 | 44.8 | 45.1 | 45.2 | 45.2 | 45.2 | 45.2 | 45.2 | 45.2 | 45.2 | 45.2 | 45.2 | 45.2 |
| 8...0 | 40.5 | 43.4 | 46.8 | 47.6 | 47.8 | 47.9 | 47.9 | 47.9 | 47.9 | 47.9 | 47.9 | 47.9 | 47.9 | 47.9 | 47.9 |
| 9...0 | 40.7 | 43.7 | 47.2 | 47.8 | 48.2 | 48.3 | 48.3 | 48.3 | 48.3 | 48.3 | 48.3 | 48.3 | 48.3 | 48.3 | 48.3 |
| 10...0 | 40.8 | 43.8 | 47.4 | 48.1 | 48.4 | 48.5 | 48.5 | 48.5 | 48.5 | 48.5 | 48.5 | 48.5 | 48.5 | 48.5 | 48.5 |
| 12...0 | 41.9 | 45.4 | 49.1 | 49.7 | 50.1 | 50.2 | 50.2 | 50.2 | 50.2 | 50.2 | 50.2 | 50.2 | 50.2 | 50.2 | 50.2 |
| 14...0 | 43.8 | 47.1 | 51.4 | 52.2 | 52.5 | 52.8 | 52.8 | 52.8 | 52.8 | 52.8 | 52.8 | 52.8 | 52.8 | 52.8 | 52.8 |
| 16...0 | 45.2 | 49.6 | 54.3 | 55.3 | 56.0 | 56.7 | 56.7 | 56.7 | 56.7 | 56.7 | 56.7 | 56.7 | 56.7 | 56.7 | 56.7 |
| 18...0 | 46.6 | 51.5 | 56.8 | 57.8 | 58.5 | 59.4 | 59.4 | 59.4 | 59.4 | 59.4 | 59.4 | 59.4 | 59.4 | 59.4 | 59.4 |
| 20...0 | 49.8 | 55.6 | 62.1 | 63.4 | 64.2 | 65.1 | 65.5 | 65.8 | 65.8 | 65.8 | 65.8 | 65.8 | 65.8 | 65.8 | 65.8 |
| 25...0 | 54.5 | 61.2 | 68.2 | 69.9 | 71.0 | 72.3 | 72.7 | 73.0 | 73.0 | 73.0 | 73.0 | 73.0 | 73.0 | 73.0 | 73.0 |
| 30...0 | 58.6 | 66.7 | 74.7 | 77.0 | 78.4 | 80.0 | 80.6 | 81.0 | 81.0 | 81.0 | 81.0 | 81.0 | 81.0 | 81.0 | 81.0 |
| 35...0 | 59.6 | 67.0 | 75.0 | 77.2 | 78.6 | 80.2 | 80.9 | 81.2 | 81.2 | 81.2 | 81.2 | 81.2 | 81.2 | 81.2 | 81.2 |
| 40...0 | 60.6 | 69.7 | 78.5 | 81.1 | 82.0 | 84.6 | 85.3 | 85.7 | 85.7 | 85.7 | 85.7 | 85.7 | 85.7 | 85.7 | 85.7 |
| 45...0 | 61.7 | 71.4 | 80.8 | 83.4 | 85.5 | 87.8 | 88.5 | 88.9 | 88.9 | 88.9 | 88.9 | 88.9 | 88.9 | 88.9 | 88.9 |
| 50...0 | 62.1 | 72.3 | 82.2 | 85.3 | 88.3 | 90.9 | 92.2 | 92.7 | 92.9 | 92.8 | 92.8 | 92.3 | 92.1 | 92.0 | 92.0 |
| 55...0 | 62.3 | 72.5 | 82.6 | 85.8 | 88.8 | 91.3 | 92.7 | 93.1 | 93.2 | 93.2 | 93.2 | 93.2 | 93.2 | 93.2 | 93.2 |
| 60...0 | 62.3 | 72.5 | 82.8 | 86.0 | 89.3 | 92.4 | 94.3 | 95.6 | 96.1 | 96.2 | 96.3 | 96.3 | 96.3 | 96.3 | 96.3 |
| 70...0 | 62.5 | 73.0 | 83.2 | 86.6 | 90.2 | 93.4 | 95.9 | 96.8 | 97.6 | 97.7 | 97.8 | 97.8 | 97.8 | 97.8 | 97.8 |
| 80...0 | 62.5 | 73.0 | 83.2 | 86.6 | 90.2 | 93.4 | 96.0 | 97.1 | 98.2 | 98.3 | 98.4 | 98.4 | 98.4 | 98.4 | 98.4 |
| 90...0 | 62.5 | 73.1 | 83.3 | 87.0 | 90.4 | 93.9 | 96.6 | 97.9 | 99.1 | 99.2 | 99.3 | 99.3 | 99.3 | 99.3 | 99.3 |
| 100...0 | 62.5 | 73.1 | 83.3 | 87.0 | 90.5 | 94.2 | 97.0 | 98.3 | 99.6 | 99.7 | 99.9 | 99.9 | 99.9 | 99.9 | 99.9 |
| 120...0 | 62.5 | 73.1 | 83.3 | 87.0 | 90.7 | 94.3 | 97.1 | 98.4 | 99.7 | 99.8 | 1...0 | 1...0 | 1...0 | 1...0 | 1...0 |
| 150...0 | 62.5 | 73.1 | 83.3 | 87.0 | 90.7 | 94.3 | 97.1 | 98.4 | 99.7 | 99.8 | 1...0 | 1...0 | 1...0 | 1...0 | 1...0 |
| 200...0 | 62.5 | 73.1 | 83.3 | 87.0 | 90.7 | 94.3 | 97.1 | 98.4 | 99.7 | 99.8 | 100.0 | 100.0 | 100.0 | 100.0 | 100.0 |
| 5...0 | 62.5 | 73.1 | 83.3 | 87.0 | 90.7 | 94.3 | 97.1 | 98.4 | 99.7 | 99.8 | 100.0 | 100.0 | 100.0 | 100.0 | 100.0 |

TOTAL NUMBER OF OBSERVATIONS ____ 6...4

USAF ETAC ... 0-14-5 (OL A) PREVIOUS EDITIONS OF THIS FORM ARE OBSOLETE

GLOBAL CLIMATOLOGY BRANCH
USAFETAC
4TH WEATHER SERVICE/MAC

# CEILING VERSUS VISIBILITY

47678 ATSUGI NAS JAPAN 74-83 JAN
STATION NUMBER STATION NAME YEARS MONTH

## PERCENTAGE FREQUENCY OF OCCURRENCE
## (FROM HOURLY OBSERVATIONS)

HOURS (L.S.T.)

VISIBILITY IN STATUTE MILES

| CEILING IN FEET | 27 | 26 | 25 | 24 | 23 | 22 | 21 | 20 | 19 | 18 | 17 | 16 | 15 | 14 | 13 | 12 |
|---|---|---|---|---|---|---|---|---|---|---|---|---|---|---|---|---|
| | | 21.3 | 22.1 | 23.2 | 24.5 | 24.6 | 24.3 | 24.6 | 24.6 | 24.6 | 24.6 | 24.6 | 24.6 | 24.6 | 24.6 | 24.6 |
| | | 31.6 | 33.5 | 35.8 | 37.4 | 37.5 | 37.8 | 37.8 | 37.8 | 37.8 | 37.8 | 37.8 | 37.8 | 37.8 | 37.8 | 37.8 |
| | | 31.6 | 33.5 | 35.8 | 37.4 | 37.5 | 37.8 | 37.8 | 37.8 | 37.8 | 37.8 | 37.8 | 37.8 | 37.8 | 37.8 | 37.8 |
| | | 31.6 | 33.5 | 35.8 | 37.4 | 37.5 | 37.8 | 37.8 | 37.8 | 37.8 | 37.8 | 37.8 | 37.8 | 37.8 | 37.8 | 37.8 |
| | | 35.2 | 37.2 | 38.1 | 39.9 | 40.0 | 40.2 | 40.2 | 40.2 | 40.2 | 40.2 | 40.2 | 40.2 | 40.2 | 40.2 | 40.2 |
| | | 37.4 | 39.9 | 43.2 | 45.0 | 45.3 | 45.5 | 45.5 | 45.6 | 45.5 | 45.5 | 45.5 | 45.5 | 45.5 | 45.5 | 45.5 |
| | | 39.9 | 42.8 | 46.6 | 48.3 | 49.6 | 49.9 | 49.9 | 50.1 | 50.1 | 50.1 | 50.1 | 50.1 | 50.1 | 50.1 | 50.1 |
| | | 40.4 | 43.4 | 47.4 | 49.3 | 50.2 | 50.5 | 50.5 | 50.6 | 50.6 | 50.6 | 50.6 | 50.6 | 50.6 | 50.6 | 50.6 |
| | | 42.1 | 45.3 | 49.9 | 52.6 | 53.2 | 53.5 | 53.5 | 53.6 | 53.6 | 53.6 | 53.6 | 53.6 | 53.6 | 53.6 | 53.6 |
| | | 42.2 | 45.4 | 50.1 | 52.7 | 53.3 | 53.6 | 53.6 | 53.7 | 53.7 | 53.7 | 53.7 | 53.7 | 53.7 | 53.7 | 53.7 |
| | | 42.7 | 45.9 | 50.6 | 53.3 | 53.9 | 54.2 | 54.2 | 54.3 | 54.3 | 54.3 | 54.3 | 54.3 | 54.3 | 54.3 | 54.3 |
| | | 43.4 | 46.7 | 52.0 | 55.2 | 56.0 | 56.3 | 56.3 | 56.4 | 56.4 | 56.4 | 56.4 | 56.4 | 56.4 | 56.4 | 56.4 |
| | | 44.7 | 48.2 | 53.7 | 57.2 | 58.2 | 58.5 | 58.9 | 59.1 | 59.1 | 59.1 | 59.1 | 59.1 | 59.1 | 59.1 | 59.1 |
| | | 47.2 | 51.1 | 57.4 | 61.8 | 63.0 | 63.9 | 64.5 | 64.8 | 64.8 | 64.9 | 64.9 | 64.9 | 64.9 | 64.9 | 64.9 |
| | | 48.3 | 52.3 | 59.0 | 63.9 | 65.4 | 66.1 | 66.9 | 67.4 | 67.6 | 67.6 | 67.6 | 67.6 | 67.6 | 67.6 | 67.6 |
| | | 51.3 | 55.6 | 63.3 | 68.4 | 69.9 | 70.9 | 71.6 | 72.4 | 72.6 | 72.7 | 72.7 | 72.7 | 72.7 | 72.7 | 74.7 |
| | | 53.5 | 58.1 | 65.9 | 71.8 | 73.7 | 75.0 | 76.1 | 76.8 | 77.1 | 77.2 | 77.2 | 77.2 | 77.2 | 77.2 | 77.2 |
| | | 57.0 | 61.7 | 70.1 | 76.6 | 78.5 | 80.2 | 81.6 | 82.3 | 82.7 | 82.9 | 82.9 | 82.9 | 82.9 | 82.9 | 82.9 |
| | | 57.3 | 62.0 | 70.4 | 77.0 | 78.9 | 80.6 | 81.9 | 82.7 | 83.0 | 83.2 | 83.2 | 83.2 | 83.2 | 83.2 | 83.2 |
| | | 59.6 | 64.2 | 73.5 | 81.0 | 83.0 | 85.3 | 86.6 | 87.5 | 87.9 | 88.2 | 88.2 | 88.2 | 88.2 | 88.2 | 88.2 |
| | | 60.0 | 64.7 | 74.2 | 82.5 | 85.0 | 87.6 | 89.4 | 90.7 | 91.3 | 91.5 | 91.5 | 91.5 | 91.5 | 91.5 | 91.5 |
| | | 60.3 | 65.0 | 74.7 | 83.4 | 86.0 | 88.9 | 91.1 | 92.6 | 93.3 | 93.5 | 93.5 | 93.5 | 93.5 | 93.5 | 93.5 |
| | | 60.4 | 65.3 | 75.0 | 83.6 | 86.3 | 89.2 | 91.5 | 93.1 | 93.7 | 94.0 | 94.0 | 94.0 | 94.0 | 94.0 | 94.0 |
| | | 60.4 | 65.3 | 75.0 | 83.6 | 86.4 | 89.4 | 92.0 | 94.2 | 95.2 | 96.3 | 96.4 | 96.4 | 96.4 | 96.4 | 96.4 |
| | | 60.6 | 65.4 | 75.2 | 84.2 | 87.3 | 90.4 | 93.0 | 95.4 | 96.4 | 97.5 | 97.7 | 97.7 | 97.8 | 97.8 | 97.8 |
| | | 60.7 | 65.5 | 75.3 | 84.4 | 87.4 | 90.5 | 93.2 | 95.6 | 96.6 | 98.0 | 98.2 | 98.2 | 98.3 | 98.3 | 98.3 |
| | | 60.7 | 65.5 | 75.3 | 84.4 | 87.4 | 90.7 | 93.4 | 95.9 | 97.0 | 98.5 | 98.9 | 99.0 | 99.2 | 99.2 | 99.2 |
| | | 60.7 | 65.5 | 75.3 | 84.4 | 87.4 | 90.7 | 93.5 | 96.2 | 97.4 | 99.1 | 99.4 | 99.7 | 99.9 | 99.9 | 99.9 |
| | | 60.7 | 65.5 | 75.3 | 84.4 | 87.4 | 90.7 | 93.6 | 96.3 | 97.5 | 99.2 | 99.6 | 99.81 | 100.0 | 100.0 | 100.0 |
| | | 60.7 | 65.5 | 75.3 | 84.4 | 87.4 | 90.7 | 93.6 | 96.3 | 97.5 | 99.2 | 99.6 | 99.81 | 100.0 | 100.0 | 100.0 |
| | | 60.7 | 65.5 | 75.3 | 84.4 | 87.4 | 90.7 | 93.6 | 96.3 | 97.5 | 99.2 | 99.6 | 99.81 | 100.0 | 100.0 | 100.0 |
| | | 60.7 | 65.5 | 75.3 | 84.4 | 87.4 | 90.7 | 93.6 | 96.3 | 97.5 | 99.2 | 99.6 | 99.81 | 100.0 | 100.0 | 100.0 |

TOTAL NUMBER OF OBSERVATIONS 892

LOCAL CLIMATOLOGY BRANCH
USAFETAC
[illegible] WEATHER SERVICE/MAC

# CEILING VERSUS VISIBILITY

[illegible] ATSUGI NAS JAPAN [illegible]
STATION STATION NAME

PERCENTAGE FREQUENCY OF OCCURRENCE
FROM HOURLY OBSERVATIONS

[illegible]

| | | | | | | | | | | | | | | | | | |
|---|---|---|---|---|---|---|---|---|---|---|---|---|---|---|---|---|---|
| | 26 | 27 | 28 | | | | | | | | | | | | | | |
| | 18.5 | 19.2 | 20.1 | 20.7 | 22.2 | 22.7 | 23.1 | 23.2 | 23.3 | 23.3 | 23.3 | 23.3 | 23.3 | 23.3 | 23.3 | 23.3 | 23.3 |
| | 28.3 | 29.5 | 31.1 | 32.5 | 34.4 | 35.2 | 35.6 | 35.8 | 35.8 | 35.8 | 35.8 | 35.8 | 35.8 | 35.8 | 35.8 | 35.8 | 35.8 |
| | 28.3 | 29.5 | 31.1 | 32.5 | 34.4 | 35.2 | 35.6 | 35.8 | 35.8 | 35.8 | 35.8 | 35.8 | 35.8 | 35.8 | 35.8 | 35.8 | 35.8 |
| | 28.3 | 29.5 | 31.1 | 32.5 | 34.4 | 35.2 | 35.6 | 35.8 | 35.8 | 35.8 | 35.8 | 35.8 | 35.8 | 35.8 | 35.8 | 35.8 | 35.8 |
| | 29.2 | 30.4 | 32.0 | 34.6 | 36.6 | 37.4 | 37.7 | 37.1 | 37.1 | 37.1 | 37.1 | 37.1 | 37.1 | 37.1 | 37.1 | 37.1 | 37.1 |
| | 32.2 | 33.5 | 35.4 | 38.5 | 39.8 | 40.4 | 41.1 | 41.1 | 41.2 | 41.2 | 41.2 | 41.2 | 41.2 | 41.2 | 41.2 | 41.2 | 41.2 |
| | 35.2 | 37.0 | 39.2 | 42.1 | 44.5 | 45.6 | 46.2 | 46.3 | 46.4 | 46.4 | 46.4 | 46.4 | 46.4 | 46.4 | 46.4 | 46.4 | 46.4 |
| | 36.5 | 37.3 | 39.7 | 43.7 | 45.2 | 46.6 | 47.4 | 47.3 | 47.4 | 47.4 | 47.4 | 47.4 | 47.4 | 47.4 | 47.4 | 47.4 | 47.4 |
| | 36.1 | 40.1 | 43.0 | 47.1 | 49.1 | 50.4 | 51.6 | 51.6 | 51.7 | 51.7 | 51.7 | 51.7 | 51.7 | 51.7 | 51.7 | 51.7 | 51.7 |
| | 38.3 | 42.4 | 45.3 | 49.5 | 51.2 | 52.1 | 52.2 | 52.2 | 52.3 | 52.3 | 52.3 | 52.3 | 52.3 | 52.3 | 52.3 | 52.3 | 52.3 |
| | 39.3 | 41.5 | 44.6 | 48.9 | 51.1 | 52.6 | 53.6 | 53.7 | 53.8 | 53.8 | 53.8 | 53.8 | 53.8 | 53.8 | 53.8 | 53.8 | 53.8 |
| | 40.5 | 43.2 | 46.3 | 51.2 | 53.2 | 55.2 | 56.5 | 56.6 | 56.7 | 56.8 | 56.8 | 56.8 | 56.8 | 56.8 | 56.8 | 56.8 | 56.8 |
| | 42.1 | 44.6 | 48.4 | 54.1 | 56.6 | 58.5 | 60.2 | 60.4 | 60.5 | 60.5 | 60.5 | 60.5 | 60.5 | 60.5 | 60.5 | 60.5 | 60.5 |
| | 44.4 | 47.2 | 51.4 | 57.7 | 60.5 | 62.3 | 64.0 | 64.2 | 65.3 | 65.3 | 65.3 | 65.3 | 65.3 | 65.3 | 65.3 | 65.3 | 65.3 |
| | 46.4 | 49.2 | 53.5 | 60.2 | 63.4 | 65.7 | 66.1 | 66.5 | 66.8 | 66.8 | 66.8 | 66.8 | 66.8 | 66.8 | 66.8 | 66.8 | 66.8 |
| | 48.7 | 52.2 | 56.8 | 63.7 | 67.1 | 70.1 | 72.0 | 73.4 | 73.8 | 73.8 | 73.8 | 74.0 | 74.0 | 74.0 | 74.0 | 74.0 | 74.0 |
| | 50.7 | 54.5 | 59.8 | 67.7 | 70.9 | 74.1 | 76.9 | 77.6 | 78.4 | 78.6 | 78.8 | 78.8 | 78.8 | 78.8 | 78.8 | 78.8 | 78.8 |
| | 52.6 | 56.6 | 62.5 | 72.5 | 76.3 | 79.8 | 82.7 | 83.6 | 84.2 | 84.3 | 84.3 | 84.3 | 84.3 | 84.3 | 84.3 | 84.3 | 84.3 |
| | 52.7 | 56.9 | 62.6 | 73.6 | 78.0 | 81.9 | 85.8 | 87.7 | 88.2 | 88.6 | 88.8 | 88.9 | 89.0 | 89.0 | 89.0 | 89.0 | 89.0 |
| | 54.1 | 58.5 | 64.5 | 74.7 | 79.0 | 83.0 | 87.1 | 89.2 | 90.5 | 91.3 | 91.8 | 92.0 | 92.0 | 92.0 | 92.0 | 92.0 | 92.0 |
| | 54.2 | 58.6 | 64.6 | 75.4 | 80.0 | 84.2 | 88.5 | 90.7 | 91.8 | 92.6 | 93.2 | 93.5 | 93.5 | 93.5 | 93.5 | 93.5 | 93.5 |
| | 54.5 | 59.2 | 65.8 | 76.9 | 81.6 | 86.4 | 90.8 | 93.1 | 94.3 | 95.2 | 95.8 | 96.1 | 96.2 | 96.2 | 96.2 | 96.2 | 96.2 |
| | 54.6 | 59.2 | 65.8 | 76.9 | 81.8 | 86.4 | 90.9 | 93.2 | 94.5 | 95.4 | 96.0 | 96.3 | 96.4 | 96.4 | 96.4 | 96.4 | 96.4 |
| | 54.7 | 59.4 | 66.0 | 77.2 | 82.1 | 86.9 | 91.2 | 93.6 | 94.9 | 95.8 | 96.4 | 96.7 | 96.8 | 96.8 | 96.8 | 96.8 | 96.8 |
| | 54.8 | 59.5 | 66.3 | 77.6 | 82.5 | 87.2 | 91.6 | 94.0 | 95.3 | 96.2 | 96.8 | 97.1 | 97.2 | 97.2 | 97.2 | 97.2 | 97.2 |
| | 54.8 | 59.5 | 66.4 | 77.8 | 82.7 | 87.5 | 91.9 | 94.3 | 95.6 | 96.5 | 97.1 | 97.4 | 97.5 | 97.5 | 97.5 | 97.5 | 97.5 |
| | 54.8 | 59.5 | 66.4 | 77.8 | 82.8 | 87.5 | 92.0 | 94.5 | 95.8 | 96.7 | 97.3 | 97.6 | 97.7 | 97.7 | 97.7 | 97.7 | 97.7 |
| | 54.8 | 59.5 | 66.4 | 77.8 | 82.8 | 87.6 | 92.0 | 94.5 | 95.8 | 96.7 | 97.3 | 97.6 | 97.7 | 97.7 | 97.7 | 97.7 | 97.7 |
| | 54.8 | 59.5 | 66.4 | 77.8 | 82.8 | 87.6 | 92.0 | 94.5 | 95.8 | 96.7 | 97.3 | 97.6 | 97.7 | 97.7 | 97.7 | 97.7 | 97.7 |
| | 54.8 | 59.5 | 66.4 | 77.8 | 82.8 | 87.6 | 92.0 | 94.5 | 95.8 | 96.7 | 97.3 | 97.6 | 97.7 | 97.7 | 97.7 | 97.7 | 97.7 |

TOTAL NUMBER OF OBSERVATIONS [illegible]

USAF ETAC [illegible] 0-14-5 (OL A) PREVIOUS EDITIONS OF THIS FORM ARE OBSOLETE

...BAL CLIMATOLOGY BRANCH
...ETAC
... WEATHER SERVICE/MAC

# CEILING VERSUS VISIBILITY

...79... ATSUGI AB JAPAN STATION NAME 74-83 YEARS JAN

## PERCENTAGE FREQUENCY OF OCCURRENCE
## (FROM HOURLY OBSERVATIONS)

VISIBILITY STATUTE MILES

| CEILING FEET | ≥10 | 10 | 9 | 8 | 7 | 6 | 5 | 4 | 3½ | 3 | 2½ | 2 | 1½ | 1 | ½ | 0 |
|---|---|---|---|---|---|---|---|---|---|---|---|---|---|---|---|---|
| ... | 20.3 | 20.6 | 21.9 | 23.4 | 24.1 | 24.6 | 25.4 | 25.4 | 25.4 | 25.4 | 25.4 | 25.4 | 25.4 | 25.4 | 25.4 | 25.4 |
| ... | 20.4 | 27.0 | 28.6 | 30.8 | 32.1 | 33.1 | 34.2 | 34.2 | 34.2 | 34.2 | 34.2 | 34.2 | 34.2 | 34.2 | 34.2 | 34.2 |
| ... | 20.4 | 27.0 | 28.8 | 30.9 | 32.1 | 33.1 | 34.2 | 34.2 | 34.2 | 34.2 | 34.2 | 34.2 | 34.2 | 34.2 | 34.2 | 34.2 |
| ... | 20.4 | 27.0 | 28.8 | 30.9 | 32.1 | 33.1 | 34.2 | 34.2 | 34.2 | 34.2 | 34.2 | 34.2 | 34.2 | 34.2 | 34.2 | 34.2 |
| ... | 27.4 | 28.0 | 30.1 | 32.2 | 33.5 | 34.7 | 35.8 | 35.9 | 35.9 | 35.9 | 35.9 | 35.9 | 35.9 | 35.9 | 35.9 | 35.9 |
| ... | 32.1 | 33.0 | 35.7 | 37.9 | 39.2 | 40.6 | 41.8 | 41.8 | 41.8 | 41.8 | 41.8 | 41.8 | 41.8 | 41.8 | 41.8 | 41.8 |
| ... | 37.1 | 38.8 | 41.3 | 43.8 | 45.5 | 47.7 | 49.0 | 49.1 | 49.1 | 49.1 | 49.1 | 49.1 | 49.1 | 49.1 | 49.1 | 49.1 |
| ... | 37.1 | 39.5 | 41.3 | 43.9 | 45.6 | 48.0 | 49.3 | 49.4 | 49.4 | 49.4 | 49.4 | 49.4 | 49.4 | 49.4 | 49.4 | 49.4 |
| ... | 40.2 | 42.2 | 45.2 | 48.0 | 50.3 | 52.7 | 54.0 | 54.1 | 54.1 | 54.1 | 54.1 | 54.1 | 54.1 | 54.1 | 54.1 | 54.1 |
| ... | 41.2 | 43.2 | 46.2 | 49.0 | 51.3 | 53.7 | 55.0 | 55.1 | 55.1 | 55.1 | 55.1 | 55.1 | 55.1 | 55.1 | 55.1 | 55.1 |
| ... | 42.8 | 44.7 | 47.7 | 50.6 | 53.0 | 55.4 | 56.7 | 56.8 | 56.8 | 56.8 | 56.8 | 56.8 | 56.8 | 56.8 | 56.8 | 56.8 |
| ... | 44.0 | 46.0 | 49.3 | 52.3 | 55.0 | 57.5 | 58.8 | 58.9 | 58.9 | 58.9 | 58.9 | 58.9 | 58.9 | 58.9 | 58.9 | 58.9 |
| ... | 45.3 | 47.6 | 51.7 | 55.4 | 58.2 | 61.1 | 62.6 | 62.9 | 63.1 | 63.1 | 63.1 | 63.1 | 63.1 | 63.1 | 63.1 | 63.1 |
| ... | 47.6 | 49.7 | 54.8 | 59.4 | 62.6 | 66.3 | 68.3 | 68.8 | 68.8 | 68.8 | 68.8 | 68.8 | 68.8 | 68.8 | 68.8 | 68.8 |
| ... | 49.3 | 52.1 | 57.7 | 62.8 | 66.2 | 70.0 | 72.3 | 72.7 | 72.9 | 72.9 | 72.9 | 72.9 | 72.9 | 72.9 | 72.9 | 72.9 |
| ... | 52.3 | 55.3 | 61.1 | 66.6 | 70.0 | 74.4 | 76.8 | 77.4 | 77.6 | 77.6 | 77.6 | 77.6 | 77.6 | 77.6 | 77.6 | 77.6 |
| ... | 54.3 | 57.5 | 63.4 | 69.6 | 73.0 | 77.6 | 80.3 | 81.0 | 81.1 | 81.1 | 81.1 | 81.1 | 81.1 | 81.1 | 81.1 | 81.1 |
| ... | 55.5 | 58.9 | 65.3 | 72.3 | 75.9 | 81.0 | 84.1 | 84.5 | 84.9 | 84.9 | 84.9 | 84.9 | 84.9 | 84.9 | 84.9 | 84.9 |
| ... | 55.7 | 59.1 | 65.5 | 72.4 | 76.0 | 81.1 | 84.2 | 84.9 | 85.1 | 85.1 | 85.1 | 85.1 | 85.1 | 85.1 | 85.1 | 85.1 |
| ... | 56.3 | 60.1 | 67.0 | 74.4 | 78.1 | 83.9 | 86.9 | 87.8 | 87.9 | 87.9 | 87.9 | 87.9 | 87.9 | 87.9 | 87.9 | 87.9 |
| ... | 56.5 | 60.5 | 67.6 | 75.6 | 79.8 | 85.9 | 89.5 | 90.6 | 90.9 | 90.8 | 90.8 | 90.8 | 90.8 | 90.8 | 90.8 | 90.8 |
| ... | 57.0 | 60.9 | 68.6 | 76.7 | 81.8 | 88.9 | 93.3 | 94.9 | 95.2 | 95.5 | 95.5 | 95.5 | 95.5 | 95.5 | 95.5 | 95.5 |
| ... | 57.0 | 60.9 | 68.6 | 76.8 | 82.0 | 89.1 | 93.6 | 95.3 | 95.6 | 95.9 | 95.9 | 95.9 | 95.9 | 95.9 | 95.9 | 95.9 |
| ... | 57.0 | 60.9 | 68.8 | 77.4 | 82.7 | 89.9 | 94.5 | 96.3 | 96.7 | 97.0 | 97.0 | 97.0 | 97.0 | 97.0 | 97.0 | 97.0 |
| ... | 57.0 | 61.1 | 68.9 | 77.8 | 83.2 | 90.8 | 95.5 | 97.4 | 97.9 | 98.2 | 98.2 | 98.2 | 98.2 | 98.2 | 98.2 | 98.2 |
| ... | 57.0 | 61.1 | 68.9 | 77.8 | 83.2 | 90.8 | 95.6 | 97.6 | 98.0 | 98.4 | 98.4 | 98.4 | 98.4 | 98.4 | 98.4 | 98.4 |
| ... | 57.0 | 61.1 | 68.9 | 78.1 | 83.5 | 91.1 | 96.0 | 98.0 | 98.6 | 99.1 | 99.3 | 99.3 | 99.3 | 99.3 | 99.3 | 99.3 |
| ... | 57.0 | 61.1 | 68.9 | 78.1 | 83.5 | 91.2 | 96.2 | 98.2 | 98.7 | 99.4 | 99.6 | 99.6 | 99.7 | 99.7 | 99.7 | 99.7 |
| ... | 57.1 | 61.2 | 69.0 | 78.3 | 83.7 | 91.3 | 96.3 | 98.3 | 98.9 | 99.6 | 99.7 | 99.7 | 100.0 | 100.0 | 100.0 | 100.0 |
| ... | 57.1 | 61.2 | 69.0 | 78.3 | 83.7 | 91.3 | 96.3 | 98.3 | 98.9 | 99.6 | 99.7 | 99.7 | 100.0 | 100.0 | 100.0 | 100.0 |
| ... | 57.1 | 61.2 | 69.0 | 78.3 | 83.7 | 91.3 | 96.3 | 98.3 | 98.9 | 99.6 | 99.7 | 99.7 | 100.0 | 100.0 | 100.0 | 100.0 |
| ... | 57.1 | 61.2 | 69.0 | 78.3 | 83.7 | 91.3 | 96.3 | 98.3 | 98.9 | 99.6 | 99.7 | 99.7 | 100.0 | 100.0 | 100.0 | 100.0 |

TOTAL NUMBER OF OBSERVATIONS ... 72...

USAF ETAC ... 0-14-5 (OL A) PREVIOUS EDITIONS OF THIS FORM ARE OBSOLETE

...AL CLIMATOLOGY BRANCH
...AF_TAC
...WEATHER SERVICE/MAC

# CEILING VERSUS VISIBILITY

...ATSUGI NAF JAPAN — 74-83 — ...

STATION NAME

## PERCENTAGE FREQUENCY OF OCCURRENCE
## (FROM HOURLY OBSERVATIONS)

...

VISIBILITY STATUTE MILES

| | | | | | | | | | | | | | | | |
|---|---|---|---|---|---|---|---|---|---|---|---|---|---|---|---|
| 16.8 | 17.5 | 19.3 | 21.0 | 21.4 | 27.1 | 22.4 | 22.6 | 22.7 | 23.9 | 23.9 | 23.9 | 23.9 | 23.9 | 23.9 | 23.9 |
| 24.6 | 25.2 | 27.6 | 31.1 | 32.7 | 31.6 | 32.3 | 32.6 | 32.8 | 33.0 | 33.0 | 33.0 | 33.0 | 33.0 | 33.0 | 33.1 |
| 25.0 | 25.7 | 27.6 | 30.1 | 30.7 | 31.7 | 32.3 | 32.6 | 32.9 | 33.0 | 33.0 | 33.0 | 33.0 | 33.0 | 33.0 | 33.1 |
| 25.6 | 25.3 | 27.7 | 30.1 | 30.7 | 31.7 | 32.3 | 32.6 | 32.8 | 33.0 | 33.1 | 33.1 | 33.1 | 33.1 | 33.1 | 33.1 |
| 24.6 | 25.4 | 29.1 | 31.7 | 32.5 | 33.5 | 34.1 | 34.5 | 34.7 | 34.9 | 34.9 | 34.9 | 34.9 | 34.9 | 34.9 | 35.0 |
| 27.6 | 29.9 | 33.1 | 36.3 | 37.2 | 38.3 | 39.1 | 39.4 | 39.7 | 39.9 | 39.9 | 39.9 | 39.9 | 39.9 | 39.9 | 40.0 |
| 31.1 | 33.7 | 37.5 | 41.5 | 42.5 | 44.0 | 44.9 | 45.3 | 45.6 | 45.9 | 45.9 | 45.9 | 45.9 | 45.9 | 45.9 | 46.0 |
| 31.4 | 34.2 | 38.2 | 42.1 | 43.2 | 44.7 | 45.6 | 46.0 | 46.3 | 46.6 | 46.7 | 46.7 | 46.7 | 46.7 | 46.7 | 46.7 |
| 35.6 | 36.5 | 40.9 | 45.3 | 46.7 | 48.3 | 49.4 | 49.8 | 50.1 | 50.4 | 50.4 | 50.4 | 50.4 | 50.4 | 50.4 | 50.4 |
| 35.7 | 36.7 | 41.1 | 45.5 | 46.9 | 48.5 | 49.6 | 50.1 | 50.4 | 50.6 | 50.7 | 50.7 | 50.7 | 50.7 | 50.7 | 50.7 |
| 34.3 | 37.4 | 41.9 | 46.3 | 47.6 | 49.4 | 50.5 | 50.9 | 51.2 | 51.5 | 51.6 | 51.6 | 51.6 | 51.6 | 51.6 | 51.6 |
| 38.4 | 38.5 | 43.6 | 48.2 | 49.6 | 51.5 | 52.7 | 53.1 | 53.5 | 53.7 | 53.8 | 53.8 | 53.8 | 53.8 | 53.8 | 53.8 |
| 38.8 | 40.2 | 45.7 | 51.1 | 52.6 | 54.6 | 56.0 | 56.6 | 57.0 | 57.3 | 57.3 | 57.3 | 57.3 | 57.3 | 57.3 | 57.4 |
| 38.2 | 42.5 | 48.8 | 54.8 | 56.6 | 59.1 | 60.9 | 61.7 | 62.1 | 62.4 | 62.5 | 62.5 | 62.5 | 62.5 | 62.5 | 62.5 |
| 40.1 | 44.0 | 50.7 | 57.7 | 59.5 | 61.9 | 64.0 | 64.9 | 65.4 | 65.7 | 65.8 | 65.8 | 65.8 | 65.8 | 65.8 | 65.8 |
| 42.2 | 46.5 | 53.7 | 61.0 | 63.4 | 66.2 | 68.4 | 69.6 | 70.2 | 70.6 | 70.7 | 70.7 | 70.8 | 70.8 | 70.8 | 70.8 |
| 44.0 | 48.6 | 56.3 | 64.0 | 66.7 | 69.7 | 72.1 | 73.4 | 74.1 | 74.5 | 74.7 | 74.7 | 74.7 | 74.7 | 74.7 | 74.8 |
| 46.0 | 51.1 | 59.6 | 68.3 | 71.2 | 74.7 | 77.3 | 78.8 | 79.5 | 80.0 | 80.1 | 80.2 | 80.2 | 80.2 | 80.2 | 80.2 |
| 46.1 | 51.2 | 59.8 | 68.5 | 71.4 | 74.9 | 77.6 | 79.0 | 79.7 | 80.2 | 80.3 | 80.4 | 80.4 | 80.4 | 80.4 | 80.5 |
| 47.6 | 52.9 | 62.2 | 71.5 | 74.6 | 78.7 | 81.7 | 83.2 | 83.9 | 84.5 | 84.6 | 84.7 | 84.7 | 84.7 | 84.7 | 84.7 |
| 48.2 | 53.5 | 62.9 | 73.0 | 76.7 | 80.9 | 84.3 | 86.1 | 86.9 | 87.6 | 87.7 | 87.8 | 87.9 | 87.9 | 87.8 | 87.8 |
| 48.6 | 54.0 | 63.7 | 74.2 | 78.4 | 83.3 | 87.4 | 89.6 | 90.7 | 91.6 | 91.7 | 91.8 | 91.8 | 91.9 | 91.9 | 91.9 |
| 48.6 | 54.1 | 63.8 | 74.4 | 78.6 | 83.5 | 87.8 | 90.1 | 91.2 | 92.1 | 92.3 | 92.4 | 92.4 | 92.4 | 92.4 | 92.4 |
| 48.7 | 54.2 | 64.1 | 74.8 | 79.2 | 84.4 | 88.9 | 91.8 | 93.2 | 94.5 | 94.8 | 94.9 | 95.0 | 95.0 | 95.0 | 95.0 |
| 48.8 | 54.4 | 64.3 | 75.2 | 79.7 | 85.0 | 89.6 | 92.8 | 94.3 | 95.8 | 96.0 | 96.2 | 96.3 | 96.3 | 96.3 | 96.3 |
| 48.9 | 54.4 | 64.4 | 75.3 | 79.8 | 85.2 | 90.2 | 93.3 | 95.1 | 96.7 | 97.0 | 97.2 | 97.3 | 97.3 | 97.3 | 97.4 |
| 48.9 | 54.5 | 64.5 | 75.4 | 80.1 | 85.6 | 90.6 | 93.9 | 95.8 | 97.5 | 98.0 | 98.3 | 98.3 | 98.3 | 98.3 | 98.4 |
| 48.9 | 54.5 | 64.6 | 75.6 | 80.3 | 85.9 | 91.1 | 94.4 | 96.3 | 98.2 | 98.7 | 99.0 | 99.1 | 99.2 | 99.2 | 99.2 |
| 48.9 | 54.5 | 64.6 | 75.7 | 80.4 | 86.1 | 91.3 | 94.6 | 96.6 | 98.5 | 99.0 | 99.4 | 99.7 | 99.8 | 99.8 | 99.8 |
| 48.9 | 54.5 | 64.6 | 75.7 | 80.4 | 86.1 | 91.3 | 94.6 | 96.6 | 98.5 | 99.2 | 99.5 | 99.7 | 99.8 | 99.8 | 99.8 |
| 48.9 | 54.5 | 64.6 | 75.7 | 80.4 | 86.1 | 91.3 | 94.6 | 96.6 | 98.5 | 99.0 | 99.5 | 99.7 | 99.81 | 99.8 | 99.8 |
| 48.9 | 54.5 | 64.6 | 75.7 | 80.4 | 86.1 | 91.3 | 94.6 | 96.6 | 98.5 | 99.0 | 99.5 | 99.7 | 99.81 | 99.8 | 99.8 |

TOTAL NUMBER OF OBSERVATIONS 5486

USAF ETAC ... 0-14-5 (OL A) PREVIOUS EDITIONS OF THIS FORM ARE OBSOLETE

...AL CLIMATOLOGY BRANCH
...ETAC
...WEATHER SERVICE/MAC

# CEILING VERSUS VISIBILITY

...79... ATSUGI NAF JAPAN 77-83 ...

PERCENTAGE FREQUENCY OF OCCURRENCE
FROM HOURLY OBSERVATIONS

| | | | | | | | | | | | | | | | | |
|---|---|---|---|---|---|---|---|---|---|---|---|---|---|---|---|---|
| | 29.4 | 29.5 | 31.7 | 33.4 | 34.2 | 34.8 | 35.3 | 35.7 | 35.7 | 35.7 | 35.7 | 35.7 | 35.7 | 35.7 | 35.7 | 35.7 |
| | 29.6 | 31.7 | 34.3 | 35.5 | 37.2 | 38.1 | 39.5 | 39.6 | 39.6 | 39.6 | 39.6 | 39.6 | 39.6 | 39.6 | 39.6 | 39.6 |
| | 29.6 | 31.7 | 34.3 | 35.5 | 37.6 | 38.1 | 39.5 | 39.8 | 39.8 | 39.8 | 39.8 | 39.8 | 39.8 | 39.8 | 39.8 | 39.8 |
| | 29.6 | 31.7 | 34.3 | 35.5 | 37.6 | 38.1 | 39.5 | 39.8 | 39.8 | 39.8 | 39.8 | 39.8 | 39.8 | 39.8 | 39.8 | 39.8 |
| | 32.2 | 33.3 | 35.0 | 37.1 | 38.1 | 38.8 | 40.1 | 40.5 | 40.5 | 40.5 | 40.5 | 40.5 | 40.5 | 40.5 | 40.5 | 40.5 |
| | 34.7 | 37.6 | 40.8 | 42.1 | 44.2 | 44.9 | 46.3 | 46.6 | 46.6 | 46.6 | 46.6 | 46.6 | 46.6 | 46.6 | 46.6 | 46.6 |
| | 38.1 | 40.7 | 45.3 | 48.8 | 51.7 | 53.4 | 54.7 | 55.1 | 55.1 | 55.1 | 55.1 | 55.1 | 55.1 | 55.1 | 55.1 | 55.1 |
| | 38.3 | 42.5 | 46.6 | 50.1 | 52.1 | 53.7 | 55.1 | 55.4 | 55.4 | 55.4 | 55.4 | 55.4 | 55.4 | 55.4 | 55.4 | 55.4 |
| | 40.6 | 44.5 | 49.8 | 54.1 | 56.2 | 58.5 | 60.0 | 60.4 | 60.4 | 60.4 | 60.4 | 60.4 | 60.4 | 60.4 | 60.4 | 60.4 |
| | 41.6 | 45.9 | 50.9 | 55.2 | 57.4 | 59.7 | 61.4 | 61.7 | 61.8 | 61.9 | 61.9 | 61.9 | 61.9 | 61.9 | 61.9 | 61.9 |
| | 41.8 | 46.1 | 51.1 | 55.6 | 57.9 | 60.2 | 61.9 | 62.2 | 62.4 | 62.4 | 62.4 | 62.4 | 62.4 | 62.4 | 62.4 | 62.4 |
| | 42.1 | 46.7 | 51.7 | 56.4 | 58.9 | 61.2 | 62.9 | 63.2 | 63.3 | 63.3 | 63.3 | 63.3 | 63.3 | 63.3 | 63.3 | 63.3 |
| | 44.6 | 49.5 | 55.4 | 61.4 | 63.6 | 65.3 | 67.5 | 67.8 | 68.0 | 68.0 | 68.0 | 68.0 | 68.0 | 68.0 | 68.0 | 68.0 |
| | 45.6 | 51.1 | 57.7 | 61.9 | 65.5 | 68.2 | 70.6 | 71.0 | 71.1 | 71.1 | 71.1 | 71.1 | 71.1 | 71.1 | 71.1 | 71.1 |
| | 46.9 | 52.4 | 59.5 | 65.2 | 68.2 | 71.8 | 74.6 | 75.0 | 75.3 | 75.3 | 75.3 | 75.3 | 75.3 | 75.3 | 75.3 | 75.3 |
| | 48.1 | 53.6 | 61.7 | 66.7 | 71.6 | 75.3 | 78.1 | 78.4 | 78.5 | 78.5 | 78.5 | 78.5 | 78.5 | 78.5 | 78.5 | 78.5 |
| | 50.1 | 55.9 | 65.2 | 72.6 | 75.6 | 79.4 | 82.3 | 82.6 | 82.8 | 82.8 | 82.8 | 82.8 | 82.8 | 82.8 | 82.8 | 82.8 |
| | 51.1 | 57.2 | 67.2 | 75.3 | 78.3 | 82.3 | 85.1 | 85.4 | 85.6 | 85.7 | 85.7 | 85.7 | 85.7 | 85.7 | 85.7 | 85.7 |
| | 51.1 | 57.2 | 67.2 | 75.5 | 78.4 | 82.4 | 85.2 | 85.6 | 85.8 | 85.9 | 85.9 | 85.9 | 85.9 | 85.9 | 85.9 | 85.9 |
| | 51.4 | 57.9 | 68.2 | 77.1 | 80.1 | 84.1 | 87.4 | 87.7 | 88.1 | 88.1 | 88.1 | 88.1 | 88.1 | 88.1 | 88.1 | 88.1 |
| | 51.9 | 58.9 | 69.7 | 78.9 | 82.4 | 86.7 | 90.0 | 90.4 | 90.7 | 90.7 | 90.7 | 90.7 | 90.7 | 90.7 | 90.7 | 90.7 |
| | 52.4 | 59.5 | 70.8 | 80.4 | 84.2 | 88.9 | 92.6 | 93.0 | 93.4 | 93.4 | 93.4 | 93.4 | 93.4 | 93.4 | 93.4 | 93.4 |
| | 52.4 | 59.5 | 70.8 | 80.4 | 84.2 | 88.9 | 92.7 | 93.2 | 93.5 | 93.5 | 93.5 | 93.5 | 93.5 | 93.5 | 93.5 | 93.5 |
| | 52.9 | 60.4 | 72.0 | 81.6 | 85.7 | 90.7 | 94.7 | 95.4 | 95.7 | 95.7 | 95.7 | 95.7 | 95.7 | 95.7 | 95.7 | 95.7 |
| | 53.1 | 60.5 | 72.3 | 81.9 | 86.1 | 91.4 | 95.4 | 96.0 | 96.4 | 96.4 | 96.4 | 96.4 | 96.4 | 96.4 | 96.4 | 96.4 |
| | 53.2 | 60.7 | 72.6 | 82.1 | 86.6 | 92.0 | 96.0 | 97.2 | 97.7 | 97.7 | 97.7 | 97.7 | 97.7 | 97.7 | 97.7 | 97.7 |
| | 53.2 | 60.7 | 73.1 | 82.8 | 87.2 | 92.7 | 96.8 | 98.2 | 98.7 | 98.8 | 98.8 | 98.8 | 98.8 | 98.8 | 98.8 | 98.8 |
| | 53.2 | 60.7 | 73.1 | 82.9 | 87.2 | 92.7 | 96.8 | 98.2 | 98.7 | 98.8 | 98.8 | 98.8 | 98.8 | 98.8 | 98.8 | 98.8 |
| | 53.2 | 60.7 | 73.1 | 83.1 | 87.7 | 93.2 | 97.5 | 99.0 | 99.5 | 99.8 | 99.8 | 99.81 | 100.0 | 100.0 | 100.0 | 100.0 |
| | 53.2 | 60.7 | 73.1 | 83.1 | 87.7 | 93.2 | 97.5 | 99.0 | 99.5 | 99.8 | 99.8 | 99.81 | 100.0 | 100.0 | 100.0 | 100.0 |
| | 53.2 | 60.7 | 73.1 | 83.1 | 87.7 | 93.2 | 97.5 | 99.0 | 99.5 | 99.8 | 99.8 | 99.81 | 100.0 | 100.0 | 100.0 | 100.0 |
| | 53.2 | 60.7 | 73.1 | 83.1 | 87.7 | 93.2 | 97.5 | 99.0 | 99.5 | 99.8 | 99.8 | 99.81 | 100.0 | 100.0 | 100.0 | 100.0 |

TOTAL NUMBER OF OBSERVATIONS ...

USAF ETAC ... 0-14-5 (OL A) PREVIOUS EDITIONS OF THIS FORM ARE OBSOLETE

...AL CLIMATOLOGY BRANCH
...AFETAC
...WEATHER SERVICE/MAC

# CEILING VERSUS VISIBILITY

47678 ATSUGI NAS JAPAN 74-82 JAN

## PERCENTAGE FREQUENCY OF OCCURRENCE
## (FROM HOURLY OBSERVATIONS)

VISIBILITY STATUTE MILES

| CEILING | ≥6 | 5 | 4 | 3 | 2½ | 2 | 1½ | 1¼ | 1 | ¾ | ½ | ¼ | 0 |
|---|---|---|---|---|---|---|---|---|---|---|---|---|---|
| | 31.6 | 27.7 | 26.6 | 21.0 | 31.8 | 31.9 | 33.7 | 34.4 | 34.6 | 35.1 | 35.3 | 35.7 | 36.0 |
| | 33.5 | 26.1 | 27.2 | 35.2 | 35.7 | 36.5 | 36.3 | 38.3 | 39.5 | 40.2 | 40.2 | 40.2 | 40.2 |
| | 28.9 | 29.1 | 30.2 | 35.2 | 35.7 | 36.5 | 36.3 | 38.3 | 39.5 | 40.2 | 40.2 | 40.2 | 40.2 |
| | 29.9 | 29.1 | 30.2 | 35.2 | 35.7 | 36.5 | 36.3 | 38.3 | 39.4 | 40.2 | 40.2 | 40.2 | 40.2 |
| | 24.6 | 26.6 | 31.6 | 35.9 | 36.6 | 37.4 | 39.3 | 40.7 | 40.7 | 41.2 | 41.2 | 41.2 | 41.2 |
| | 26.7 | 29.1 | 33.9 | 39.4 | 40.2 | 41.6 | 43.9 | 44.9 | 45.2 | 46.2 | 46.2 | 46.2 | 46.2 |
| | 29.8 | 32.2 | 38.9 | 45.6 | 46.9 | 48.5 | 51.3 | 52.6 | 53.1 | 53.4 | 53.4 | 53.6 | 53.6 |
| | 30.2 | 33.3 | 39.6 | 46.4 | 47.6 | 49.3 | 52.1 | 53.4 | 53.9 | 54.4 | 54.4 | 54.4 | 54.4 |
| | 30.4 | 34.1 | 42.9 | 49.9 | 51.6 | 53.2 | 56.5 | 57.7 | 58.3 | 58.8 | 58.8 | 58.8 | 58.8 |
| | 32.4 | 36.6 | 43.4 | 50.4 | 52.0 | 54.2 | 57.2 | 58.3 | 58.8 | 59.3 | 59.3 | 59.3 | 59.3 |
| | 33.4 | 37.1 | 44.0 | 51.2 | 52.6 | 54.8 | 57.7 | 59.2 | 59.7 | 60.2 | 60.2 | 60.2 | 60.2 |
| | 33.6 | 37.6 | 44.8 | 52.2 | 53.8 | 55.8 | 58.8 | 60.2 | 60.7 | 61.2 | 61.2 | 61.2 | 61.2 |
| | 34.7 | 38.7 | 46.1 | 54.2 | 55.7 | 57.9 | 61.1 | 62.6 | 63.1 | 63.6 | 63.6 | 63.6 | 63.6 |
| | 36.6 | 41.3 | 49.7 | 58.1 | 60.1 | 62.2 | 65.4 | 67.3 | 67.8 | 68.3 | 68.3 | 68.3 | 68.3 |
| | 37.6 | 42.3 | 51.1 | 59.9 | 62.6 | 65.2 | 68.6 | 70.4 | 70.9 | 71.4 | 71.4 | 71.4 | 71.4 |
| | 38.9 | 44.2 | 53.5 | 63.4 | 66.7 | 69.1 | 73.2 | 75.0 | 75.7 | 76.2 | 76.2 | 76.2 | 76.2 |
| | 39.4 | 45.1 | 55.2 | 65.3 | 68.8 | 71.3 | 75.5 | 77.3 | 78.1 | 78.6 | 78.6 | 78.6 | 78.6 |
| | 40.7 | 46.6 | 57.5 | 67.9 | 71.6 | 74.4 | 78.7 | 80.5 | 81.3 | 81.8 | 81.8 | 81.8 | 81.8 |
| | 40.7 | 46.6 | 57.5 | 67.9 | 71.6 | 74.4 | 78.7 | 80.5 | 81.3 | 81.8 | 81.8 | 81.8 | 81.8 |
| | 41.7 | 48.0 | 59.4 | 70.6 | 74.5 | 78.2 | 83.0 | 84.9 | 86.2 | 86.7 | 86.7 | 86.7 | 86.7 |
| | 42.9 | 48.5 | 60.2 | 72.1 | 76.3 | 79.9 | 85.4 | 87.5 | 89.1 | 89.6 | 89.6 | 89.6 | 89.6 |
| | 43.4 | 49.5 | 62.5 | 74.9 | 79.5 | 83.4 | 89.2 | 91.3 | 93.2 | 94.0 | 94.0 | 94.0 | 94.0 |
| | 43.9 | 49.9 | 62.5 | 74.9 | 79.5 | 83.4 | 89.0 | 91.4 | 93.3 | 94.1 | 94.1 | 94.1 | 94.1 |
| | 45.0 | 50.2 | 63.1 | 75.8 | 80.9 | 85.2 | 91.2 | 93.7 | 95.9 | 96.7 | 96.7 | 96.7 | 96.7 |
| | 45.0 | 50.3 | 63.3 | 76.3 | 81.6 | 85.8 | 91.9 | 94.5 | 96.5 | 97.6 | 97.6 | 97.6 | 97.6 |
| | 45.3 | 51.7 | 63.8 | 76.8 | 82.2 | 86.4 | 92.0 | 95.4 | 97.6 | 98.3 | 98.3 | 98.3 | 98.3 |
| | 45.3 | 51.7 | 64.0 | 77.2 | 82.7 | 86.9 | 93.1 | 96.2 | 98.1 | 99.2 | 99.2 | 99.2 | 99.2 |
| | 45.3 | 51.7 | 64.0 | 77.2 | 82.8 | 87.1 | 93.2 | 96.3 | 98.5 | 99.4 | 99.4 | 99.4 | 99.4 |
| | 45.3 | 51.7 | 64.3 | 77.6 | 83.4 | 87.6 | 93.7 | 96.8 | 99.1 | 99.9 | 99.9 | 100.0 | 100.0 |
| | 45.3 | 51.7 | 64.3 | 77.6 | 83.4 | 87.6 | 93.7 | 96.8 | 99.2 | 99.9 | 99.9 | 100.0 | 100.0 |
| | 45.3 | 51.7 | 64.3 | 77.6 | 83.4 | 87.6 | 93.7 | 96.8 | 99.2 | 99.9 | 99.9 | 100.0 | 100.0 |
| | 45.3 | 51.7 | 64.3 | 77.6 | 83.4 | 87.6 | 93.7 | 96.8 | 99.2 | 99.9 | 99.9 | 100.0 | 100.0 |

TOTAL NUMBER OF OBSERVATIONS 7...

USAF ETAC ... 0-14-5 (OL A) PREVIOUS EDITIONS OF THIS FORM ARE OBSOLETE

# CEILING VERSUS VISIBILITY

ATSUGI NAF JAPAN — 74-82

## PERCENTAGE FREQUENCY OF OCCURRENCE FROM HOURLY OBSERVATIONS

| | | | | | | | | | | | | | | | | |
|---|---|---|---|---|---|---|---|---|---|---|---|---|---|---|---|---|
| 1 | 14.0 | 18.9 | 23.5 | 25.5 | 27.1 | 28.1 | 28.6 | 29.0 | 29.2 | 29.4 | 29.4 | | | | | |
| 1 | 13.2 | 24.3 | 31.5 | 32.6 | 34.6 | 36.1 | 36.8 | 37.2 | 37.4 | 37.7 | 37.7 | 37.7 | 37.7 | | | |
| 1 | 19.2 | 24.3 | 30.5 | 32.6 | 34.6 | 36.1 | 36.8 | 37.2 | 37.4 | 37.7 | 37.7 | 37.7 | 37.7 | | | |
| 1 | 19.2 | 24.3 | 30.5 | 32.8 | 34.6 | 36.1 | 36.8 | 37.2 | 37.4 | 37.7 | 37.7 | 37.7 | 37.7 | | | |
| 1 | 13.7 | 25.8 | 32.2 | 34.8 | 36.5 | 36.1 | 38.9 | 39.3 | 40.2 | 40.1 | 40.1 | 40.1 | 40.1 | | | |
| 1 | 22.7 | 29.4 | 36.9 | 39.8 | 42.2 | 44.2 | 45.3 | 46.1 | 46.4 | 46.6 | 46.6 | 46.6 | 46.6 | | | |
| 1 | 27.1 | 32.5 | 40.5 | 43.8 | 46.2 | 48.7 | 49.8 | 50.7 | 51.2 | 51.3 | 51.3 | 51.3 | 51.3 | | | |
| 1 | 25.3 | 32.9 | 43.9 | 46.6 | 49.1 | 50.1 | 51.1 | 51.7 | 51.8 | 51.8 | 51.8 | 51.8 | 51.8 | | | |
| 2 | 27.0 | 35.4 | 44.2 | 47.4 | 51.0 | 53.6 | 54.5 | 55.4 | 55.4 | 55.4 | 55.4 | 55.4 | 55.4 | | | |
| 3 | 27.7 | 36.1 | 45.1 | 48.3 | 51.9 | 54.6 | 55.6 | 56.5 | 57.3 | 57.4 | 57.4 | 57.4 | 57.4 | | | |
| 3 | 27.9 | 36.5 | 45.9 | 49.1 | 52.7 | 55.6 | 56.6 | 57.5 | 58.2 | 58.3 | 58.3 | 58.3 | 58.3 | | | |
| 4 | 28.9 | 37.6 | 47.1 | 51.3 | 55.2 | 58.3 | 59.3 | 60.2 | 61.2 | 61.3 | 61.3 | 61.3 | 61.3 | | | |
| 3 | 31.7 | 40.6 | 51.7 | 56.2 | 61.4 | 63.6 | 64.1 | 64.8 | 64.9 | 64.9 | 64.9 | 64.9 | 64.9 | | | |
| 7 | 32.6 | 42.7 | 55.4 | 59.6 | 67.2 | 68.7 | 68.2 | 69.1 | 70.0 | 70.1 | 70.1 | 70.1 | 70.1 | | | |
| 8 | 33.7 | 44.1 | 57.5 | 61.6 | 65.9 | 69.6 | 71.1 | 72.4 | 73.1 | 73.2 | 73.2 | 73.2 | 73.2 | | | |
| 8 | 34.5 | 46.5 | 60.4 | 64.4 | 69.5 | 73.5 | 75.0 | 76.3 | 77.0 | 77.1 | 77.1 | 77.1 | 77.1 | | | |
| 9 | 36.2 | 47.4 | 61.6 | 66.1 | 71.5 | 75.0 | 77.4 | 78.6 | 79.5 | 79.6 | 79.6 | 79.6 | 79.6 | | | |
| 9 | 37.2 | 48.9 | 63.7 | 67.7 | 74.1 | 78.7 | 80.3 | 82.0 | 83.0 | 83.2 | 83.2 | 83.2 | 83.2 | | | |
| 9 | 37.7 | 49.1 | 63.6 | 67.7 | 74.5 | 79.1 | 80.9 | 82.4 | 83.1 | 83.2 | 83.2 | 83.2 | 83.2 | | | |
| 12 | 39.4 | 51.5 | 66.7 | 71.1 | 77.0 | 83.2 | 86.1 | 86.6 | 87.9 | 88.1 | 88.1 | 88.1 | 88.1 | | | |
| 13 | 40.0 | 52.9 | 68.1 | 73.1 | 80.7 | 85.5 | 87.9 | 89.3 | 90.7 | 91.2 | 91.2 | 91.2 | 91.2 | | | |
| 13 | 40.5 | 53.8 | 69.6 | 74.5 | 82.0 | 87.7 | 90.7 | 92.7 | 94.3 | 94.6 | 94.6 | 94.6 | 94.6 | | | |
| 13 | 40.5 | 53.8 | 69.6 | 74.5 | 82.1 | 87.9 | 91.3 | 93.2 | 94.4 | 94.7 | 94.7 | 94.7 | 94.7 | | | |
| 13 | 41.7 | 54.2 | 70.0 | 75.0 | 82.8 | 89.4 | 92.3 | 94.3 | 96.2 | 96.6 | 96.6 | 96.6 | 96.6 | | | |
| 13 | 40.8 | 54.3 | 70.3 | 75.4 | 82.3 | 89.6 | 92.9 | 95.4 | 96.8 | 97.1 | 97.1 | 97.1 | 97.1 | | | |
| 13 | 40.5 | 54.4 | 71.3 | 76.2 | 84.1 | 90.5 | 93.8 | 96.3 | 97.7 | 98.1 | 98.1 | 98.1 | 98.1 | | | |
| 13 | 41.0 | 54.8 | 71.6 | 76.7 | 84.7 | 91.2 | 94.5 | 97.1 | 98.6 | 99.0 | 99.0 | 99.0 | 99.0 | | | |
| 14 | 41.1 | 54.9 | 71.8 | 77.2 | 85.2 | 91.8 | 95.1 | 97.7 | 99.2 | 99.5 | 99.5 | 99.5 | 99.5 | | | |
| 14 | 41.1 | 55.0 | 72.1 | 77.5 | 85.5 | 92.1 | 95.5 | 98.0 | 99.7 | 100.0 | 100.0 | 100.0 | 100.0 | | | |
| 14 | 41.1 | 55.0 | 72.1 | 77.5 | 85.5 | 92.1 | 95.5 | 98.2 | 99.7 | 100.0 | 100.0 | 100.0 | 100.0 | | | |
| 14 | 41.1 | 55.0 | 72.1 | 77.5 | 85.5 | 92.1 | 95.5 | 98.2 | 99.7 | 100.0 | 100.0 | 100.0 | 100.0 | | | |

TOTAL NUMBER OF OBSERVATIONS 574

USAF ETAC 0-14-5 (OL A) PREVIOUS EDITIONS OF THIS FORM ARE OBSOLETE

# CEILING VERSUS VISIBILITY

PERCENTAGE FREQUENCY OF OCCURRENCE
FROM HOURLY OBSERVATIONS

TOTAL NUMBER OF OBSERVATIONS _____

USAF ETAC 0-14-5 (OL A) PREVIOUS EDITIONS OF THIS FORM ARE OBSOLETE

# CEILING VERSUS VISIBILITY

PERCENTAGE FREQUENCY OF OCCURRENCE
FROM HOURLY OBSERVATIONS

TOTAL NUMBER OF OBSERVATIONS

USAF ETAC 0-14-5 (OL A) PREVIOUS EDITIONS OF THIS FORM ARE OBSOLETE

# CEILING VERSUS VISIBILITY

PERCENTAGE FREQUENCY OF OCCURRENCE
FROM HOURLY OBSERVATIONS

TOTAL NUMBER OF OBSERVATIONS

# CEILING VERSUS VISIBILITY

PERCENTAGE FREQUENCY OF OCCURRENCE
FROM HOURLY OBSERVATIONS



TOTAL NUMBER OF OBSERVATIONS _____

# CEILING VERSUS VISIBILITY

PERCENTAGE FREQUENCY OF OCCURRENCE
FROM HOURLY OBSERVATIONS



TOTAL NUMBER OF OBSERVATIONS _____

# CEILING VERSUS VISIBILITY

PERCENTAGE FREQUENCY OF OCCURRENCE
FROM HOURLY OBSERVATIONS

TOTAL NUMBER OF OBSERVATIONS

# CEILING VERSUS VISIBILITY

PERCENTAGE FREQUENCY OF OCCURRENCE
FROM HOURLY OBSERVATIONS

TOTAL NUMBER OF OBSERVATIONS

...AL CLIMATOLOGY ...ARCH
...TAC
...WEATHER SERVICE/MAC

# CEILING VERSUS VISIBILITY

...0782 ATSUGI, JAPAN 74-57 ...

## PERCENTAGE FREQUENCY OF OCCURRENCE FROM HOURLY OBSERVATIONS

ALL

| | | | | | | | | | | | | | | | | |
|---|---|---|---|---|---|---|---|---|---|---|---|---|---|---|---|---|
| | | | | | | | | | | | | | | | | |
| | | | | | | | | | | | | | | | | |
| | | | | | | | | | | | | | | | | |

...TAL CLIMATOLOGY ...ANCH
AFCTAC
... WEATHER SERVICE/MAC

# CEILING VERSUS VISIBILITY

...ATTIC ATSUGI NAS JAPAN ... 74-83 ...

## PERCENTAGE FREQUENCY OF OCCURRENCE FROM HOURLY OBSERVATIONS

| | | | | | | | | | | | | | | | | |
|---|---|---|---|---|---|---|---|---|---|---|---|---|---|---|---|---|
| ...•1 | ...•3 | 24.3 | ...•4 | 26.1 | 28.1 | 28.1 | 28.1 | 28.1 | ...•1 | ...•1 | ...•1 | ...•1 | ...•1 | ...•1 | ...•1 | ...•1 |
| 24.1 | 25.1 | 26.7 | 27.9 | 28.7 | 31.3 | 31.3 | 31.3 | 31.3 | 31.3 | 31.3 | 31.3 | 31.3 | 31.3 | 31.3 | 31.3 | 31.3 |
| 24.1 | 25.1 | 26.7 | ...•9 | 28.7 | 31.3 | 31.3 | 31.3 | 31.3 | 31.3 | 31.3 | 31.3 | 31.3 | 31.3 | 31.3 | 31.3 | 31.3 |
| 24.1 | 25.1 | 26.7 | ...•9 | 28.7 | 31.3 | 31.3 | 31.3 | 31.3 | 31.3 | 31.3 | 31.3 | 31.3 | 31.3 | 31.3 | 31.3 | 31.3 |
| 24.7 | 25.7 | 27.4 | 28.9 | 29.6 | 32.1 | 32.1 | 32.1 | 32.1 | 32.1 | 32.1 | 32.1 | 32.1 | 32.1 | 32.1 | 32.1 | 32.1 |
| 30.7 | 32.1 | 34.0 | 35.7 | 37.4 | 40.1 | 40.1 | 40.1 | 40.1 | 40.1 | 40.1 | 40.1 | 40.1 | 40.1 | 40.1 | 40.1 | 40.1 |
| 37.6 | 39.9 | 42.9 | 45.4 | 46.4 | 49.6 | 49.6 | 49.6 | 49.6 | 49.6 | 49.6 | 49.6 | 49.6 | 49.6 | 49.6 | 49.6 | 49.6 |
| 38.3 | 40.6 | 43.7 | 46.6 | 47.6 | 50.7 | 50.7 | 50.7 | 50.7 | 50.7 | 50.7 | 50.7 | 50.7 | 50.7 | 50.7 | 50.7 | 50.7 |
| 42.6 | 45.4 | 49.6 | 52.9 | 54.1 | 57.3 | 57.3 | 57.3 | 57.3 | 57.3 | 57.3 | 57.3 | 57.3 | 57.3 | 57.3 | 57.3 | 57.3 |
| 43.1 | 46.1 | 50.4 | 53.7 | 55.... | 58.1 | 58.1 | 58.1 | 58.1 | 58.1 | 58.1 | 58.1 | 58.1 | 58.1 | 58.1 | 58.1 | 58.1 |
| 44.6 | 47.6 | 51.3 | 54.6 | 56.7 | 59.... | 59.... | 59.... | 59.... | 59.... | 59.... | 59.... | 59.... | 59.... | 59.... | 59.... | 59.... |
| 45.9 | 49.1 | 53.4 | 56.9 | 58.4 | 61.6 | 61.6 | 61.6 | 61.6 | 61.6 | 61.6 | 61.6 | 61.6 | 61.6 | 61.6 | 61.6 | 61.6 |
| 47.6 | 50.9 | 56.3 | 60.1 | 62.... | 65.1 | 65.1 | 65.1 | 65.1 | 65.1 | 65.1 | 65.1 | 65.1 | 65.1 | 65.1 | 65.1 | 65.1 |
| 51.6 | 55.7 | 62.3 | 67.1 | 69.4 | 72.9 | 73.3 | 73.7 | 73.7 | 73.7 | 73.7 | 73.7 | 73.7 | 73.7 | 73.7 | 73.7 | 73.7 |
| 52.7 | 56.9 | 64.4 | 69.9 | 72.1 | 75.6 | 76.1 | 76.1 | 76.1 | 76.1 | 76.1 | 76.1 | 76.1 | 76.1 | 76.1 | 76.1 | 76.1 |
| 53.5 | 57.3 | 67.6 | 73.4 | 75.7 | 79.7 | 79.7 | 80.1 | 80.1 | 80.1 | 80.1 | 80.1 | 80.1 | 80.1 | 80.1 | 80.1 | 80.1 |
| 57.1 | 62.0 | 69.3 | 76.1 | 78.7 | 82.4 | 83.0 | 83.7 | 83.7 | 83.7 | 83.7 | 83.7 | 83.7 | 83.7 | 83.7 | 83.7 | 83.7 |
| 57.6 | 62.6 | 72.9 | 77.9 | 81.4 | 84.7 | 85.2 | 85.3 | 85.3 | 85.3 | 85.3 | 85.3 | 85.3 | 85.3 | 85.3 | 85.3 | 85.3 |
| 57.6 | 62.6 | 72.9 | 77.9 | 80.4 | 84.7 | 85.2 | 85.3 | 85.3 | 85.3 | 85.3 | 85.3 | 85.3 | 85.3 | 85.3 | 85.3 | 85.3 |
| 58.... | 63.... | 71.4 | 78.7 | 82.... | 86.6 | 87.9 | 88.3 | 88.4 | 88.4 | 88.6 | 88.6 | 88.6 | 88.6 | 88.6 | 88.6 | 88.6 |
| 58.... | 63.1 | 72.... | 79.7 | 84.4 | 89.7 | 90.6 | 91.0 | 91.4 | 91.6 | 91.7 | 91.7 | 91.7 | 91.7 | 91.7 | 91.7 | 91.7 |
| 58.1 | 63.6 | 73.3 | 81.3 | 86.4 | 91.7 | 93.6 | 94.7 | 95.4 | 96.... | 96.1 | 96.1 | 96.1 | 96.1 | 96.1 | 96.1 | 96.1 |
| 58.1 | 63.6 | 73.3 | 81.3 | 86.4 | 91.4 | 93.7 | 94.9 | 96.... | 96.1 | 96.3 | 96.7 | 96.3 | 96.3 | 96.3 | 96.3 | 96.3 |
| 58.1 | 63.6 | 73.4 | 81.6 | 86.7 | 92.3 | 95.0 | 96.4 | 97.7 | 98.1 | 98.... | 98.... | 98.... | 98.... | 98.... | 98.... | 98.... |
| 58.1 | 63.6 | 73.4 | 81.9 | 87.1 | 92.7 | 95.4 | 96.9 | 98.1 | 98.3 | 98.4 | 98.4 | 98.4 | 98.4 | 98.4 | 98.4 | 98.4 |
| 58.1 | 63.6 | 73.6 | 82.1 | 87.7 | 93.3 | 96.2 | 97.4 | 98.7 | 98.9 | 99.... | 99.... | 99.... | 99.... | 99.... | 99.... | 99.... |
| 58.1 | 63.6 | 73.6 | 82.4 | 88.1 | 93.7 | 96.6 | 98.1 | 99.6 | 99.7 | 99.9 | 99.9 | 99.9 | 99.9 | 99.9 | 99.9 | 99.9 |
| 58.1 | 63.6 | 73.6 | 82.4 | 88.... | 93.7 | 96.6 | 98.1 | 99.6 | 99.7 | 99.9 | 99.9 | 99.9 | 99.9 | 99.9 | 99.9 | 99.9 |
| 58.1 | 63.6 | 73.6 | 82.6 | 88.1 | 93.9 | 96.7 | 98.3 | 99.7 | 99.9 | 100.0 | 100.0 | 100.0 | 100.0 | 100.0 | 100.0 | 100.0 |
| 58.1 | 63.6 | 73.6 | 82.6 | 88.1 | 93.9 | 96.7 | 98.3 | 99.7 | 99.9 | 100.0 | 100.0 | 100.0 | 100.0 | 100.0 | 100.0 | 100.0 |
| 58.1 | 63.6 | 73.6 | 82.6 | 88.1 | 93.9 | 96.7 | 98.3 | 99.7 | 99.9 | 100.0 | 100.0 | 100.0 | 100.0 | 100.0 | 100.0 | 100.0 |
| 58.1 | 63.6 | 73.6 | 82.6 | 88.1 | 93.9 | 96.7 | 98.3 | 99.7 | 99.9 | 100.0 | 100.0 | 100.0 | 100.0 | 100.0 | 100.0 | 100.0 |

TOTAL NUMBER OF OBSERVATIONS ...

...AF ETAC ... 0-14-5 (OL-A) PREVIOUS EDITIONS OF THIS FORM ARE OBSOLETE

L PAL CLIMATOLOGY BRANCH
...FETAC
...WEATHER SERVICE/MAC

# CEILING VERSUS VISIBILITY

...6750 ATSUGI NAS JAPAN 74-83 SEP

## PERCENTAGE FREQUENCY OF OCCURRENCE
## FROM HOURLY OBSERVATIONS

...ASUT STATE NAME

| | | | | | | | | | | | | | | | | | |
|---|---|---|---|---|---|---|---|---|---|---|---|---|---|---|---|---|---|
| | 24.3 | 26.6 | 26.8 | 27.2 | 28.2 | 28.2 | 28.2 | 28.2 | 28.2 | 28.2 | 28.2 | 28.2 | 28.2 | 28.2 | 28.2 | 28.2 | |
| | 29.3 | 31.4 | 31.6 | 32.3 | 33.2 | 33.2 | 33.2 | 33.2 | 33.2 | 33.2 | 33.2 | 33.2 | 33.2 | 33.2 | 33.2 | 33.2 | |
| | 29.9 | 31.6 | 32.1 | 32.9 | 33.2 | 33.2 | 33.2 | 33.2 | 33.2 | 33.2 | 33.2 | 33.2 | 33.2 | 33.2 | 33.2 | 33.2 | |
| | 30.1 | 31.7 | 32.3 | 33.4 | 33.4 | 33.4 | 33.4 | 33.4 | 33.4 | 33.4 | 33.4 | 33.4 | 33.4 | 33.4 | 33.4 | 33.4 | |
| | 31.7 | 33.3 | 34.3 | 35.2 | 35.2 | 35.2 | 35.2 | 35.2 | 35.2 | 35.2 | 35.2 | 35.2 | 35.2 | 35.2 | 35.2 | 35.2 | |
| | 37.6 | 39.7 | 40.6 | 41.7 | 41.7 | 41.7 | 41.7 | 41.7 | 41.7 | 41.7 | 41.7 | 41.7 | 41.7 | 41.7 | 41.7 | 41.7 | |
| | 43.2 | 46.0 | 47.4 | 48.7 | 48.9 | 48.9 | 48.9 | 48.9 | 48.9 | 48.9 | 48.9 | 48.9 | 48.9 | 48.9 | 48.9 | 48.9 | |
| | 43.7 | 46.6 | 47.5 | 49.3 | 49.4 | 49.4 | 49.4 | 49.4 | 49.4 | 49.4 | 49.4 | 49.4 | 49.4 | 49.4 | 49.4 | 49.4 | |
| | 47.7 | 50.8 | 52.4 | 54.0 | 54.4 | 54.4 | 54.4 | 54.4 | 54.4 | 54.4 | 54.4 | 54.4 | 54.4 | 54.4 | 54.4 | 54.4 | |
| | 48.3 | 51.4 | 53.1 | 54.6 | 54.9 | 54.9 | 54.9 | 54.9 | 54.9 | 54.9 | 54.9 | 54.9 | 54.9 | 54.9 | 54.9 | 54.9 | |
| | 49.6 | 51.7 | 53.3 | 54.9 | 55.3 | 55.3 | 55.3 | 55.3 | 55.3 | 55.3 | 55.3 | 55.3 | 55.3 | 55.3 | 55.3 | 55.3 | |
| | 51.3 | 55.5 | 57.4 | 59.5 | 59.7 | 60.2 | 60.2 | 60.2 | 60.2 | 60.2 | 60.2 | 60.2 | 60.2 | 60.2 | 60.2 | 60.2 | |
| | 55.4 | 58.2 | 62.5 | 64.3 | 65.3 | 65.7 | 65.7 | 65.7 | 65.7 | 65.7 | 65.7 | 65.7 | 65.7 | 65.7 | 65.7 | 65.7 | |
| | 59.7 | 65.6 | 68.3 | 70.2 | 71.6 | 72.5 | 72.5 | 72.5 | 72.5 | 72.5 | 72.5 | 72.5 | 72.5 | 72.5 | 72.5 | 72.5 | |
| | 63.5 | 70.1 | 72.9 | 75.2 | 76.9 | 77.6 | 77.6 | 77.6 | 77.6 | 77.6 | 77.6 | 77.6 | 77.6 | 77.6 | 77.6 | 77.6 | |
| | 68.9 | 73.0 | 75.9 | 78.2 | 80.1 | 80.8 | 80.8 | 80.8 | 80.8 | 80.8 | 80.8 | 80.8 | 80.8 | 80.8 | 80.8 | 80.8 | |
| | 73.8 | 78.2 | 78.2 | 80.7 | 82.9 | 83.6 | 83.7 | 83.7 | 83.7 | 83.7 | 83.7 | 83.7 | 83.7 | 83.7 | 83.7 | 83.7 | |
| | 77.4 | 82.4 | 84.4 | 85.3 | 86.1 | 86.3 | 86.3 | 86.3 | 86.3 | 86.3 | 86.3 | 86.3 | 86.3 | 86.3 | 86.3 | 86.3 | |
| | 78.2 | 83.2 | 84.5 | 86.1 | 87.1 | 88.4 | 88.4 | 88.4 | 88.4 | 88.4 | 88.4 | 88.4 | 88.4 | 88.4 | 88.4 | 88.4 | |
| | 79.5 | 84.7 | 86.0 | 87.1 | 88.3 | 88.7 | 88.7 | 88.7 | 88.7 | 88.7 | 88.7 | 88.7 | 88.7 | 88.7 | 88.7 | 88.7 | |
| | 79.9 | 84.9 | 86.1 | 87.3 | 88.5 | 89.0 | 89.0 | 89.0 | 89.0 | 89.0 | 89.0 | 89.0 | 89.0 | 89.0 | 89.0 | 89.0 | |
| | 79.1 | 82.9 | 86.6 | 90.0 | 91.0 | 91.4 | 91.6 | 91.6 | 91.6 | 91.6 | 91.6 | 91.6 | 91.6 | 91.6 | 91.6 | 91.6 | |
| | 79.9 | 83.9 | 87.9 | 91.7 | 92.9 | 93.8 | 94.2 | 94.2 | 94.2 | 94.2 | 94.2 | 94.2 | 94.2 | 94.2 | 94.2 | 94.2 | |
| | 79.9 | 84.1 | 88.3 | 92.4 | 93.3 | 94.7 | 94.9 | 94.9 | 94.9 | 94.9 | 94.9 | 94.9 | 94.9 | 94.9 | 94.9 | 94.9 | |
| | 80.4 | 84.4 | 88.7 | 93.7 | 95.6 | 97.1 | 97.6 | 97.7 | 97.7 | 97.7 | 97.7 | 97.7 | 97.7 | 97.7 | 97.7 | 97.7 | |
| | 81.1 | 84.7 | 89.1 | 94.3 | 96.1 | 97.6 | 98.1 | 98.2 | 98.2 | 98.2 | 98.2 | 98.2 | 98.2 | 98.2 | 98.2 | 98.2 | |
| | 81.1 | 85.2 | 89.5 | 94.7 | 96.8 | 98.4 | 98.9 | 99.1 | 99.2 | 99.2 | 99.2 | 99.2 | 99.2 | 99.2 | 99.2 | 99.2 | |
| | 81.1 | 85.2 | 89.7 | 95.1 | 97.1 | 98.7 | 99.3 | 99.7 | 99.7 | 99.7 | 99.7 | 99.7 | 99.7 | 99.7 | 99.7 | 99.7 | |
| | 81.1 | 85.2 | 89.7 | 95.1 | 97.1 | 98.7 | 99.3 | 99.7 | 99.7 | 99.7 | 99.7 | 99.7 | 99.7 | 99.7 | 99.7 | 99.7 | |
| | 81.5 | 85.5 | 90.0 | 95.4 | 97.5 | 99.1 | 99.7 | 100.0 | 100.0 | 100.0 | 100.0 | 100.0 | 100.0 | 100.0 | 100.0 | 100.0 | |
| | 81.5 | 85.5 | 90.0 | 95.4 | 97.5 | 99.1 | 99.7 | 100.0 | 100.0 | 100.0 | 100.0 | 100.0 | 100.0 | 100.0 | 100.0 | 100.0 | |
| | 81.5 | 85.5 | 90.0 | 95.4 | 97.5 | 99.1 | 99.7 | 100.0 | 100.0 | 100.0 | 100.0 | 100.0 | 100.0 | 100.0 | 100.0 | 100.0 | |
| | 81.5 | 85.5 | 90.0 | 95.4 | 97.5 | 99.1 | 99.7 | 100.0 | 100.0 | 100.0 | 100.0 | 100.0 | 100.0 | 100.0 | 100.0 | 100.0 | |

TOTAL NUMBER OF OBSERVATIONS ...

USAF ETAC ... 0-14-5 (OL A) PREVIOUS EDITIONS OF THIS FORM ARE OBSOLETE

...AL CLIMATOLOGY BRANCH
...AFETAC
...WEATHER SERVICE/MAC

# CEILING VERSUS VISIBILITY

...STATION NO. JAPAN ... 74-83 ...

## PERCENTAGE FREQUENCY OF OCCURRENCE FROM HOURLY OBSERVATIONS

...STATUTE MILES

| | | | | | | | | | | | | | | | |
|---|---|---|---|---|---|---|---|---|---|---|---|---|---|---|---|
| | 24.1 | 74.5 | 24.1 | 75.4 | 25.2 | 25.2 | 25.2 | 25.2 | 25.2 | 25.2 | 25.2 | 25.2 | 25.2 | 25.2 | 25.2 |
| | 31.1 | 31.2 | 32.3 | 33.1 | 33.1 | 33.1 | 33.1 | 33.1 | 33.1 | 33.1 | 33.1 | 33.1 | 33.1 | 33.1 | 33.1 |
| | 31.2 | 32.0 | 33.1 | 33.1 | 33.1 | 33.1 | 33.1 | 33.1 | 37.1 | 37.1 | 37.1 | 37.1 | 37.1 | 37.1 | 37.1 |
| 30.2 | 31.4 | 32.2 | 33.1 | 33.4 | 33.4 | 33.4 | 33.4 | 33.4 | 33.4 | 33.4 | 33.4 | 33.4 | 33.4 | 33.4 | 33.4 |
| 32.7 | 33.7 | 34.5 | 35.7 | 35.7 | 35.7 | 35.7 | 35.7 | 35.7 | 35.7 | 35.7 | 35.7 | 35.7 | 35.7 | 35.7 | 35.7 |
| 37.6 | 38.5 | 42.3 | 42.1 | 42.3 | 42.3 | 42.3 | 42.3 | 42.3 | 42.3 | 42.3 | 42.3 | 42.3 | 42.3 | 42.3 | 42.3 |
| 43.4 | 47.1 | 47.7 | 47.7 | 47.7 | 47.7 | 47.7 | 47.7 | 47.7 | 47.7 | 47.7 | 47.7 | 47.7 | 47.7 | 47.7 | 47.7 |
| 43.7 | 45.4 | 48.4 | 50.2 | 50.5 | 50.5 | 50.5 | 50.5 | 50.5 | 50.5 | 50.5 | 50.5 | 50.5 | 50.5 | 50.5 | 50.5 |
| 43.7 | 47.8 | 53.9 | 53.9 | 53.7 | 53.7 | 53.7 | 53.7 | 53.7 | 53.7 | 53.7 | 53.7 | 53.7 | 53.7 | 53.7 | 53.7 |
| 45.6 | 46.7 | 51.5 | 54.7 | 54.5 | 54.9 | 54.9 | 54.9 | 54.9 | 54.9 | 54.9 | 54.9 | 54.9 | 54.9 | 54.9 | 54.9 |
| 45.8 | 47.2 | 52.6 | 56.6 | 55.6 | 56.1 | 56.1 | 56.1 | 56.1 | 56.1 | 56.1 | 56.1 | 56.1 | 56.1 | 56.1 | 56.1 |
| 47.7 | 50.4 | 54.9 | 56.1 | 56.6 | 56.9 | 59.1 | 59.2 | 59.2 | 59.2 | 59.2 | 59.2 | 59.2 | 59.2 | 59.2 | 59.2 |
| 47.8 | 50.1 | 57.4 | 58.2 | 62.7 | 63.2 | 63.4 | 63.6 | 63.6 | 63.6 | 63.6 | 63.6 | 63.6 | 63.6 | 63.6 | 63.6 |
| 52.9 | 57.7 | 63.3 | 65.0 | 69.2 | 70.7 | 71.2 | 71.5 | 71.5 | 71.5 | 71.5 | 71.5 | 71.5 | 71.5 | 71.5 | 71.5 |
| 53.1 | 58.1 | 66.1 | 72.2 | 73.1 | 73.9 | 74.7 | 74.7 | 74.9 | 74.9 | 74.9 | 74.9 | 74.9 | 74.9 | 74.9 | 74.9 |
| 55.1 | 60.7 | 69.3 | 73.4 | 77.5 | 78.8 | 80.1 | 80.1 | 80.3 | 80.3 | 80.7 | 80.7 | 80.7 | 80.7 | 80.7 | 80.7 |
| 56.1 | 64.7 | 72.3 | 78.2 | 80.7 | 81.7 | 83.1 | 83.3 | 83.3 | 83.7 | 83.8 | 83.8 | 83.8 | 83.8 | 83.8 | 83.8 |
| 56.4 | 67.3 | 75.4 | 81.1 | 83.8 | 84.8 | 86.3 | 86.4 | 86.6 | 86.6 | 86.6 | 86.6 | 86.6 | 86.6 | 86.6 | 86.6 |
| 56.8 | 67.8 | 75.8 | 81.1 | 83.8 | 84.8 | 86.3 | 86.4 | 86.6 | 86.6 | 86.6 | 86.6 | 86.6 | 86.6 | 86.6 | 86.6 |
| 62.9 | 69.4 | 75.9 | 83.5 | 85.4 | 87.0 | 88.6 | 89.0 | 89.4 | 89.6 | 89.6 | 89.6 | 89.6 | 89.6 | 89.6 | 89.6 |
| 63.8 | 69.8 | 77.3 | 84.9 | 87.8 | 89.8 | 90.8 | 91.1 | 91.5 | 91.8 | 91.8 | 91.8 | 91.8 | 91.8 | 91.8 | 91.7 |
| 63.7 | 69.8 | 77.9 | 86.4 | 89.4 | 91.4 | 93.7 | 94.5 | 95.1 | 95.7 | 95.7 | 95.7 | 95.7 | 95.7 | 95.7 | 95.7 |
| 63.7 | 69.8 | 77.9 | 86.9 | 89.3 | 91.5 | 93.9 | 94.7 | 95.4 | 95.9 | 95.9 | 95.9 | 95.9 | 95.9 | 95.9 | 95.9 |
| 63.7 | 69.8 | 79.1 | 87.2 | 89.7 | 92.3 | 94.9 | 96.2 | 96.9 | 97.6 | 97.6 | 97.6 | 97.6 | 97.6 | 97.6 | 97.6 |
| 63.8 | 69.1 | 78.2 | 87.3 | 89.8 | 92.4 | 95.0 | 96.3 | 97.2 | 97.7 | 97.8 | 97.8 | 97.8 | 97.8 | 97.8 | 97.8 |
| 63.8 | 69.1 | 78.4 | 87.9 | 90.4 | 93.0 | 95.9 | 96.9 | 98.2 | 98.9 | 99.0 | 99.0 | 99.0 | 99.0 | 99.0 | 99.0 |
| 63.8 | 69.1 | 78.4 | 87.9 | 90.5 | 93.1 | 96.4 | 97.4 | 98.6 | 99.3 | 99.5 | 99.6 | 99.6 | 99.6 | 99.6 | 99.6 |
| 63.8 | 69.1 | 78.4 | 87.9 | 90.5 | 93.1 | 96.4 | 97.4 | 98.6 | 99.3 | 99.5 | 99.6 | 99.6 | 99.6 | 99.6 | 99.6 |
| 63.8 | 69.1 | 78.4 | 87.9 | 90.5 | 93.1 | 96.4 | 97.4 | 98.6 | 99.3 | 99.5 | 99.6 | 99.6 | 99.6 | 99.6 | 99.6 |
| 63.8 | 69.1 | 78.4 | 87.9 | 90.5 | 93.1 | 96.4 | 97.4 | 98.6 | 99.3 | 99.5 | 99.6 | 99.6 | 99.6 | 99.6 | 99.6 |
| 63.8 | 69.1 | 78.4 | 87.9 | 90.5 | 93.1 | 96.4 | 97.4 | 98.6 | 99.3 | 99.5 | 99.6 | 99.6 | 99.6 | 99.6 | 99.6 |

TOTAL NUMBER OF OBSERVATIONS ...

USAF ETAC ... 0-14-5 (OL A ... PREVIOUS EDITIONS OF THIS FORM ARE OBSOLETE

# CEILING VERSUS VISIBILITY

74-83

PERCENTAGE FREQUENCY OF OCCURRENCE
FROM HOURLY OBSERVATIONS

| | | | | | | | | | | | | | | | | | |
|---|---|---|---|---|---|---|---|---|---|---|---|---|---|---|---|---|---|
| 23.1 | 23.6 | 23.6 | 23.8 | 23.8 | 23.8 | 23.8 | 23.8 | 23.8 | 23.8 | 23.8 | 23.8 | 23.8 | 23.8 | 23.8 | 23.8 | 23.8 | 23.8 |
| 29.4 | 30.5 | 31.2 | 31.7 | 31.7 | 31.7 | 31.7 | 31.7 | 31.7 | 31.7 | 31.7 | 31.7 | 31.7 | 31.7 | 31.7 | 31.7 | 31.7 | 31.7 |
| 29.4 | 30.6 | 31.5 | 31.9 | 31.9 | 31.9 | 31.9 | 31.9 | 31.9 | 31.9 | 31.9 | 31.9 | 31.9 | 31.9 | 31.9 | 31.9 | 31.9 | 31.9 |
| 29.7 | 30.8 | 31.7 | 32.1 | 32.1 | 32.1 | 32.1 | 32.1 | 32.1 | 32.1 | 32.1 | 32.1 | 32.1 | 32.1 | 32.1 | 32.1 | 32.1 | 32.1 |
| 31.1 | 32.4 | 33.4 | 33.8 | 33.8 | 33.8 | 33.8 | 33.8 | 33.8 | 33.8 | 33.8 | 33.8 | 33.8 | 33.8 | 33.8 | 33.8 | 33.8 | 33.8 |
| 35.2 | 37.2 | 38.7 | 39.6 | 39.6 | 39.6 | 39.6 | 39.6 | 39.6 | 39.6 | 39.6 | 39.6 | 39.6 | 39.6 | 39.6 | 39.6 | 39.6 | 39.6 |
| 39.6 | 41.5 | 43.3 | 44.1 | 44.1 | 44.1 | 44.1 | 44.1 | 44.1 | 44.1 | 44.1 | 44.1 | 44.1 | 44.1 | 44.1 | 44.1 | 44.1 | 44.1 |
| 39.6 | 41.8 | 44.2 | 45.7 | 45.7 | 45.7 | 45.7 | 45.7 | 45.7 | 45.7 | 45.7 | 45.7 | 45.7 | 45.7 | 45.7 | 45.7 | 45.7 | 45.7 |
| 41.5 | 43.4 | 47.0 | 48.5 | 48.5 | 48.5 | 48.5 | 48.5 | 48.5 | 48.5 | 48.5 | 48.5 | 48.5 | 48.5 | 48.5 | 48.5 | 48.5 | 48.5 |
| 42.2 | 44.2 | 47.9 | 49.4 | 49.4 | 49.4 | 49.4 | 49.4 | 49.4 | 49.4 | 49.4 | 49.4 | 49.4 | 49.4 | 49.4 | 49.4 | 49.4 | 49.4 |
| 43.1 | 46.3 | 49.1 | 50.9 | 50.8 | 50.8 | 50.8 | 50.8 | 50.8 | 50.8 | 50.8 | 50.8 | 50.8 | 50.8 | 50.8 | 50.8 | 50.8 | 50.8 |
| 44.7 | 47.1 | 51.3 | 53.5 | 53.5 | 53.5 | 53.5 | 53.5 | 53.5 | 53.5 | 53.5 | 53.5 | 53.5 | 53.5 | 53.5 | 53.5 | 53.5 | 53.5 |
| 46.7 | 49.4 | 54.2 | 56.7 | 56.7 | 56.9 | 57.1 | 57.2 | 57.2 | 57.2 | 57.2 | 57.2 | 57.2 | 57.2 | 57.2 | 57.2 | 57.2 | 57.2 |
| 50.1 | 53.6 | 59.3 | 62.1 | 62.5 | 62.9 | 63.1 | 63.2 | 63.2 | 63.2 | 63.2 | 63.2 | 63.2 | 63.2 | 63.2 | 63.2 | 63.2 | 63.2 |
| 51.6 | 55.4 | 61.6 | 65.2 | 65.6 | 66.1 | 66.2 | 66.2 | 66.2 | 66.2 | 66.2 | 66.2 | 66.2 | 66.2 | 66.2 | 66.2 | 66.2 | 66.2 |
| 54.9 | 59.3 | 66.2 | 70.4 | 71.7 | 72.8 | 73.4 | 73.1 | 73.1 | 73.3 | 73.3 | 73.3 | 73.3 | 73.3 | 73.3 | 73.3 | 73.3 | 73.3 |
| 56.9 | 63.4 | 70.9 | 75.2 | 76.4 | 77.8 | 78.2 | 78.3 | 78.3 | 78.4 | 78.4 | 78.4 | 78.4 | 78.4 | 78.4 | 78.4 | 78.4 | 78.4 |
| 62.1 | 67.1 | 75.2 | 79.7 | 80.x | 82.6 | 83.x | 83.1 | 83.1 | 83.3 | 83.3 | 83.3 | 83.3 | 83.3 | 83.3 | 83.3 | 83.3 | 83.3 |
| 62.1 | 67.2 | 75.4 | 79.9 | 81.1 | 82.8 | 83.3 | 83.4 | 83.4 | 83.5 | 83.5 | 83.5 | 83.5 | 83.5 | 83.5 | 83.5 | 83.5 | 83.5 |
| 63.5 | 69.0 | 78.0 | 83.1 | 84.4 | 86.5 | 87.1 | 87.4 | 87.5 | 87.6 | 87.6 | 87.6 | 87.6 | 87.6 | 87.6 | 87.6 | 87.6 | 87.6 |
| 64.3 | 69.8 | 79.1 | 85.1 | 86.8 | 89.0 | 89.9 | 90.2 | 90.4 | 90.7 | 90.7 | 90.7 | 90.7 | 90.7 | 90.7 | 90.7 | 90.7 | 90.7 |
| 64.6 | 70.2 | 80.3 | 86.9 | 88.9 | 91.6 | 93.1 | 93.9 | 94.4 | 94.6 | 94.6 | 94.6 | 94.6 | 94.6 | 94.6 | 94.6 | 94.6 | 94.6 |
| 64.6 | 70.2 | 80.3 | 87.0 | 89.1 | 91.8 | 93.4 | 94.0 | 94.6 | 94.8 | 94.8 | 94.8 | 94.8 | 94.8 | 94.8 | 94.8 | 94.8 | 94.8 |
| 64.7 | 70.3 | 80.7 | 88.2 | 90.6 | 93.4 | 94.9 | 95.6 | 96.3 | 96.5 | 96.6 | 96.6 | 96.6 | 96.6 | 96.6 | 96.6 | 96.6 | 96.6 |
| 64.9 | 70.7 | 81.3 | 88.7 | 91.3 | 94.0 | 95.7 | 96.4 | 97.1 | 97.3 | 97.3 | 97.3 | 97.3 | 97.3 | 97.3 | 97.3 | 97.3 | 97.3 |
| 64.9 | 70.7 | 81.5 | 89.1 | 91.8 | 94.8 | 96.5 | 97.4 | 98.1 | 98.4 | 98.4 | 98.4 | 98.4 | 98.4 | 98.4 | 98.4 | 98.4 | 98.4 |
| 65.1 | 70.8 | 81.6 | 89.4 | 92.0 | 95.3 | 97.0 | 97.9 | 98.7 | 99.0 | 99.2 | 99.2 | 99.2 | 99.2 | 99.2 | 99.2 | 99.2 | 99.2 |
| 65.1 | 70.8 | 81.6 | 89.6 | 92.1 | 95.4 | 97.1 | 98.1 | 98.9 | 99.4 | 99.4 | 99.4 | 99.4 | 99.4 | 99.4 | 99.4 | 99.4 | 99.4 |
| 65.1 | 70.8 | 81.6 | 89.6 | 92.2 | 95.5 | 97.3 | 98.4 | 99.2 | 99.5 | 99.5 | 99.5 | 99.5 | 99.5 | 99.5 | 99.5 | 99.5 | 99.5 |
| 65.1 | 70.8 | 81.6 | 89.6 | 92.2 | 95.5 | 97.3 | 98.4 | 99.2 | 99.5 | 99.5 | 99.5 | 99.5 | 99.5 | 99.5 | 99.5 | 99.5 | 99.5 |
| 65.1 | 70.8 | 81.6 | 89.6 | 92.2 | 95.5 | 97.3 | 98.4 | 99.2 | 99.5 | 99.5 | 99.5 | 99.5 | 99.5 | 99.5 | 99.5 | 99.5 | 99.5 |

TOTAL NUMBER OF OBSERVATIONS _____

USAF ETAC 0-14-5 (OL A) PREVIOUS EDITIONS OF THIS FORM ARE OBSOLETE

...PAL CLIMATOLOGY BRANCH
...AFETAC
...AIR WEATHER SERVICE/MAC

# CEILING VERSUS VISIBILITY

...ETY ATSUGI NAS JAPAN 74-82
STATION NAME YEARS

## PERCENTAGE FREQUENCY OF OCCURRENCE FROM HOURLY OBSERVATIONS

...USAF STATION NO.

| ... | 26 | 25 | 24 | 23 | 22 | 21 | 20 | 19 | 18 | 17 | 16 | 15 | 14 | 13 | 12 | 11 |
|---|---|---|---|---|---|---|---|---|---|---|---|---|---|---|---|---|
| ... | 19.9 | 21.3 | 24.6 | 25.1 | 25.6 | 26.2 | 26.3 | 26.4 | 26.4 | 26.4 | 26.4 | 26.4 | 26.4 | 26.4 | 26.4 | 26.4 |
| ... | 24.3 | 26.5 | 29.0 | 31.4 | 32.1 | 32.9 | 33.2 | 33.1 | 33.1 | 33.1 | 33.1 | 33.1 | 33.1 | 33.1 | 33.1 | 33.1 |
| ... | 24.7 | 26.9 | 29.4 | 31.8 | 32.5 | 33.3 | 33.4 | 33.5 | 33.5 | 33.5 | 33.5 | 33.5 | 33.5 | 33.5 | 33.5 | 33.5 |
| ... | 24.7 | 26.9 | 29.4 | 31.8 | 32.5 | 33.3 | 33.4 | 33.5 | 33.5 | 33.5 | 33.5 | 33.5 | 33.5 | 33.5 | 33.5 | 33.5 |
| ... | 26.1 | 28.3 | 31.2 | 33.6 | 34.3 | 35.1 | 35.2 | 35.3 | 35.3 | 35.3 | 35.3 | 35.3 | 35.3 | 35.3 | 35.3 | 35.3 |
| ... | 32.4 | 33.1 | 36.6 | 39.7 | 40.2 | 41.3 | 41.5 | 41.7 | 41.7 | 41.7 | 41.7 | 41.7 | 41.7 | 41.7 | 41.7 | 41.7 |
| ... | 33.5 | 36.1 | 39.6 | 43.3 | 44.2 | 45.1 | 45.5 | 45.8 | 45.8 | 45.9 | 45.9 | 45.9 | 45.9 | 45.9 | 45.9 | 45.9 |
| ... | 33.7 | 36.8 | 40.9 | 44.5 | 45.4 | 46.3 | 46.6 | 47.0 | 47.0 | 47.0 | 47.0 | 47.0 | 47.0 | 47.0 | 47.0 | 47.0 |
| ... | 35.0 | 38.3 | 43.0 | 47.2 | 48.3 | 49.4 | 49.7 | 50.1 | 50.1 | 50.1 | 50.1 | 50.1 | 50.1 | 50.1 | 50.1 | 50.1 |
| ... | 36.1 | 38.6 | 43.4 | 47.7 | 48.9 | 49.8 | 50.2 | 50.5 | 50.5 | 50.5 | 50.5 | 50.5 | 50.5 | 50.5 | 50.5 | 50.5 |
| ... | 36.5 | 39.1 | 44.1 | 48.5 | 49.6 | 50.4 | 51.0 | 51.2 | 51.3 | 51.3 | 51.3 | 51.3 | 51.3 | 51.3 | 51.3 | 51.3 |
| ... | 36.4 | 42.6 | 48.2 | 53.6 | 54.7 | 55.8 | 56.1 | 56.5 | 56.5 | 56.5 | 56.5 | 56.5 | 56.5 | 56.5 | 56.5 | 56.5 |
| ... | 39.8 | 44.2 | 50.3 | 56.7 | 57.5 | 58.6 | 59.1 | 59.4 | 59.4 | 59.4 | 59.4 | 59.4 | 59.4 | 59.4 | 59.4 | 59.4 |
| ... | 42.1 | 47.3 | 54.4 | 61.3 | 62.6 | 63.9 | 64.6 | 64.9 | 64.9 | 64.9 | 64.9 | 64.9 | 64.9 | 64.9 | 64.9 | 64.9 |
| ... | 43.3 | 49.7 | 56.5 | 63.5 | 65.3 | 66.6 | 67.4 | 67.8 | 67.8 | 67.8 | 67.8 | 67.8 | 67.8 | 67.8 | 67.8 | 67.8 |
| ... | 45.9 | 51.9 | 59.5 | 67.2 | 69.1 | 70.7 | 71.9 | 72.2 | 72.3 | 72.5 | 72.5 | 72.5 | 72.5 | 72.5 | 72.5 | 72.5 |
| ... | 48.2 | 54.4 | 62.6 | 71.7 | 73.6 | 74.9 | 75.9 | 76.2 | 76.3 | 76.4 | 76.6 | 76.6 | 76.6 | 76.6 | 76.6 | 76.6 |
| ... | 50.2 | 57.4 | 66.2 | 75.1 | 77.5 | 79.8 | 81.5 | 81.8 | 81.9 | 82.2 | 82.2 | 82.2 | 82.2 | 82.2 | 82.2 | 82.2 |
| ... | 50.4 | 57.6 | 66.5 | 75.4 | 77.8 | 80.1 | 81.8 | 82.2 | 82.3 | 82.5 | 82.5 | 82.5 | 82.5 | 82.5 | 82.5 | 82.5 |
| ... | 50.9 | 58.3 | 67.9 | 77.9 | 80.5 | 83.0 | 84.7 | 85.1 | 85.2 | 85.5 | 85.5 | 85.5 | 85.5 | 85.5 | 85.5 | 85.5 |
| ... | 51.2 | 58.6 | 68.3 | 78.5 | 82.3 | 85.5 | 87.9 | 88.5 | 88.7 | 89.0 | 89.1 | 89.1 | 89.1 | 89.1 | 89.1 | 89.1 |
| ... | 51.7 | 59.2 | 69.1 | 81.9 | 84.3 | 88.5 | 91.7 | 92.3 | 92.7 | 93.1 | 93.3 | 93.3 | 93.3 | 93.3 | 93.3 | 93.3 |
| ... | 51.7 | 59.2 | 69.4 | 81.5 | 84.9 | 89.1 | 92.3 | 93.0 | 93.4 | 93.8 | 93.9 | 93.9 | 93.9 | 93.9 | 93.9 | 93.9 |
| ... | 51.9 | 59.7 | 69.9 | 82.7 | 86.3 | 91.2 | 95.1 | 96.1 | 96.5 | 96.9 | 97.3 | 97.3 | 97.3 | 97.3 | 97.3 | 97.3 |
| ... | 52.0 | 59.9 | 70.2 | 83.0 | 86.5 | 91.5 | 95.4 | 96.5 | 96.8 | 97.3 | 97.7 | 97.7 | 97.7 | 97.7 | 97.7 | 97.7 |
| ... | 52.0 | 59.9 | 70.3 | 83.3 | 86.9 | 92.1 | 96.3 | 97.7 | 98.1 | 98.5 | 99.0 | 99.0 | 99.0 | 99.0 | 99.0 | 99.0 |
| ... | 52.0 | 59.9 | 70.3 | 83.3 | 86.9 | 92.3 | 96.6 | 98.1 | 98.4 | 98.9 | 99.3 | 99.3 | 99.3 | 99.3 | 99.3 | 99.3 |
| ... | 52.0 | 59.9 | 70.4 | 83.4 | 87.0 | 92.5 | 96.7 | 98.3 | 98.7 | 99.2 | 99.7 | 99.7 | 99.7 | 99.7 | 99.7 | 99.7 |
| ... | 52.1 | 60.0 | 70.5 | 83.5 | 87.1 | 92.8 | 97.0 | 98.6 | 99.1 | 99.5 | 100.0 | 100.0 | 100.0 | 100.0 | 100.0 | 100.0 |
| ... | 52.1 | 60.0 | 70.5 | 83.5 | 87.1 | 92.8 | 97.0 | 98.6 | 99.1 | 99.5 | 100.0 | 100.0 | 100.0 | 100.0 | 100.0 | 100.0 |
| ... | 52.1 | 60.0 | 70.5 | 83.5 | 87.1 | 92.8 | 97.0 | 98.6 | 99.1 | 99.5 | 100.0 | 100.0 | 100.0 | 100.0 | 100.0 | 100.0 |
| ... | 52.1 | 60.0 | 70.5 | 83.5 | 87.1 | 92.8 | 97.0 | 98.6 | 99.1 | 99.5 | 100.0 | 100.0 | 100.0 | 100.0 | 100.0 | 100.0 |

TOTAL NUMBER OF OBSERVATIONS ...

[illegible] CLIMATOLOGY BRANCH
[illegible] ETAC
[illegible] WEATHER SERVICE/MAC

# CEILING VERSUS VISIBILITY

[illegible] ATSUGI NAS JAPAN [illegible] 74-83 [illegible]

## PERCENTAGE FREQUENCY OF OCCURRENCE
## FROM HOURLY OBSERVATIONS

[illegible]

| | | | | | | | | | | | | | | | | | |
|---|---|---|---|---|---|---|---|---|---|---|---|---|---|---|---|---|---|
| | 10.7 | 14.5 | 17.1 | 21.6 | 24.8 | 27.9 | 25.7 | 26.4 | 26.7 | 26.7 | 26.9 | 27. | 27.3 | 27.3 | 27.1 |
| | 17.1 | 18.5 | 22.3 | 27.2 | 28.8 | 29.5 | 31.9 | 32.7 | 32.6 | 33.0 | 33.3 | 33.4 | 33.6 | 33.6 | 33.6 |
| | 17.1 | 18.5 | 22.3 | 27.2 | 28.8 | 29.6 | 31.9 | 32.7 | 32.9 | 33.1 | 33.3 | 33.4 | 33.6 | 33.6 | 33.6 |
| | 17.1 | 18.5 | 22.3 | 27.2 | 28.8 | 29.6 | 32.1 | 32.9 | 33.1 | 33.2 | 33.5 | 33.6 | 33.7 | 33.7 | 33.8 |
| | 17.1 | 18.4 | 23.5 | 27.9 | 30.2 | 31.3 | 33.6 | 34.9 | 35.1 | 35.2 | 35.4 | 35.5 | 35.6 | 35.6 | 35.7 |
| | 20.6 | 21.1 | 27.2 | 32.5 | 34.2 | 35.4 | 39.2 | 40.2 | 40.5 | 40.7 | 41.0 | 41.2 | 41.1 | 41.1 | 41.2 |
| | 21.9 | 23.2 | 30.0 | 36.9 | 38.5 | 40.1 | 43.3 | 44.3 | 44.6 | 44.8 | 45.0 | 45.1 | 45.2 | 45.2 | 45.3 |
| | 24.6 | 24.2 | 30.9 | 37.7 | 39.2 | 41.1 | 44.3 | 45.3 | 45.7 | 45.8 | 46.2 | 46.1 | 46.2 | 46.2 | 46.4 |
| | 24.5 | 25.9 | 33.0 | 41.5 | 43.2 | 45.1 | 48.4 | 49.4 | 49.5 | 49.9 | 50.1 | 50.2 | 50.3 | 50.3 | 50.5 |
| | 24.9 | 27.2 | 34.3 | 41.9 | 43.9 | 45.6 | 48.9 | 50.0 | 50.3 | 50.5 | 50.7 | 50.8 | 50.9 | 51.0 | 51.1 |
| | 25.7 | 28.1 | 35.4 | 43.1 | 44.9 | 46.9 | 50.1 | 51.3 | 51.6 | 51.7 | 51.9 | 52.1 | 52.2 | 52.2 | 52.3 |
| | 26.5 | 29.4 | 37.0 | 45.6 | 47.4 | 49.4 | 53.2 | 54.4 | 54.8 | 54.9 | 55.1 | 55.2 | 55.4 | 55.4 | 55.6 |
| | 29.4 | 32.6 | 41.9 | 50.5 | 52.6 | 55.1 | 59.1 | 60.6 | 61.0 | 61.2 | 61.3 | 61.4 | 61.5 | 61.5 | 61.6 |
| | 32.9 | 36.7 | 47.0 | 56.7 | 59.3 | 62.2 | 66.5 | 68.2 | 68.8 | 69.0 | 69.2 | 69.2 | 69.4 | 69.4 | 69.6 |
| | 35.0 | 37.2 | 48.2 | 58.2 | 60.6 | 64.4 | 68.7 | 70.6 | 71.2 | 71.3 | 71.4 | 71.6 | 71.6 | 71.6 | 71.9 |
| | 34.9 | 38.2 | 50.8 | 61.4 | 64.4 | 68.1 | 72.6 | 74.8 | 75.2 | 75.4 | 75.6 | 75.9 | 76.1 | 76.2 | 76.1 |
| | 36.1 | 40.5 | 52.8 | 63.1 | 66.1 | 70.2 | 74.5 | 77.9 | 78.5 | 78.7 | 78.9 | 79.2 | 79.2 | 79.2 | 79.4 |
| | 38.7 | 41.3 | 53.3 | 64.9 | 68.4 | 72.4 | 77.4 | 80.3 | 80.5 | 81.1 | 81.3 | 81.5 | 81.7 | 81.7 | 81.8 |
| | 38.7 | 41.7 | 53.5 | 65.2 | 68.1 | 72.6 | 78.2 | 80.4 | 81.2 | 81.3 | 81.4 | 81.7 | 81.8 | 81.8 | 81.9 |
| | 37.4 | 42.4 | 54.7 | 67.3 | 70.6 | 74.1 | 81.9 | 84.4 | 85.2 | 85.2 | 85.4 | 85.6 | 85.8 | 85.8 | 85.9 |
| | 37.4 | 42.4 | 54.8 | 67.3 | 71.4 | 77.3 | 84.1 | 87.3 | 87.9 | 88.2 | 88.5 | 88.7 | 88.9 | 89.1 | 89.2 |
| | 37.7 | 42.8 | 55.5 | 70.2 | 74.6 | 80.6 | 88.6 | 91.9 | 93.2 | 93.8 | 94.2 | 94.4 | 94.5 | 94.5 | 94.6 |
| | 37.7 | 42.8 | 55.5 | 70.2 | 74.1 | 80.6 | 88.2 | 92.0 | 93.2 | 94.0 | 94.3 | 94.5 | 94.6 | 94.6 | 94.6 |
| | 37.9 | 43.2 | 56.1 | 71.3 | 75.3 | 82.3 | 90.7 | 95.2 | 96.9 | 97.7 | 98.1 | 98.3 | 98.4 | 98.4 | 98.5 |
| | 37.8 | 43.2 | 56.2 | 71.1 | 75.0 | 82.9 | 91.1 | 95.8 | 97.6 | 98.4 | 98.7 | 99.1 | 99.1 | 99.1 | 99.2 |
| | 37.8 | 43.2 | 56.2 | 71.1 | 75.0 | 82.4 | 91.7 | 96.4 | 98.1 | 99.1 | 99.3 | 99.5 | 99.7 | 99.7 | 99.8 |
| | 37.8 | 43.2 | 56.2 | 71.2 | 75.7 | 83.5 | 91.8 | 96.6 | 98.3 | 99.2 | 99.5 | 99.8 | 99.9 | 99.9 | 100.0 |
| | 37.8 | 43.2 | 56.2 | 71.2 | 75.7 | 83.5 | 91.8 | 96.6 | 98.3 | 99.2 | 99.5 | 99.8 | 99.9 | 99.9 | 100.0 |
| | 37.8 | 43.2 | 56.2 | 71.2 | 75.7 | 83.5 | 91.8 | 96.6 | 98.3 | 99.2 | 99.5 | 99.8 | 99.9 | 99.9 | 100.0 |
| | 37.8 | 43.2 | 56.2 | 71.2 | 75.7 | 83.5 | 91.8 | 96.6 | 98.3 | 99.2 | 99.5 | 99.8 | 99.9 | 99.9 | 100.0 |
| | 37.8 | 43.2 | 56.2 | 71.2 | 75.7 | 83.5 | 91.8 | 96.6 | 98.3 | 99.2 | 99.5 | 99.8 | 99.9 | 99.9 | 100.0 |

TOTAL NUMBER OF OBSERVATIONS [illegible] 720

USAF ETAC [illegible] 0-14-5 (OL A) PREVIOUS EDITIONS OF THIS FORM ARE OBSOLETE

...GAL CLIMATOLOGY BRANCH
...AFETAC
...R WEATHER SERVICE/MAC

# CEILING VERSUS VISIBILITY

...79) ATSUGI NAS JAPAN 74-83
STATION STATION NAME YEAR

## PERCENTAGE FREQUENCY OF OCCURRENCE FROM HOURLY OBSERVATIONS

...ONTH (LST OR LMT)

| | | | | | | | | | | | | | | | | | | | |
|---|---|---|---|---|---|---|---|---|---|---|---|---|---|---|---|---|---|---|---|
| | 23 | 22 | 21 | 20 | 19 | 18 | 17 | 16 | 15 | 14 | 13 | 12 | 11 | 10 | 09 | 08 | 07 | 06 | |
| | 1e.1 | 21.2 | 23.5 | 27.1 | 27.6 | 28.2 | 28.6 | 29.1 | 29.1 | 29.1 | 29.2 | 29.2 | 29.3 | [illegible] | [illegible] | [illegible] | [illegible] | [illegible] | |
| | 2e.1 | 22.4 | 26.5 | 30.1 | 31.4 | 31.4 | 31.5 | 32.3 | 32.3 | 32.3 | 32.4 | 32.4 | 32.4 | 32.4 | 32.4 | 32.4 | 32.4 | 32.4 | |
| | 2e.1 | 22.4 | 26.5 | 30.1 | 30.6 | 31.4 | 31.5 | 32.3 | 32.3 | 32.3 | 32.4 | 32.4 | 32.4 | 32.4 | 32.4 | 32.4 | 32.4 | 32.4 | |
| | 2e.1 | 22.4 | 26.5 | 30.1 | 30.6 | 31.4 | 31.5 | 32.3 | 32.3 | 32.3 | 32.4 | 32.4 | 32.4 | 32.4 | 32.4 | 32.4 | 32.4 | 32.4 | |
| | 2e.7 | 23.1 | 27.3 | 30.9 | 31.4 | 32.2 | 32.6 | 33.1 | 33.1 | 33.1 | 33.2 | 33.2 | 33.2 | 33.2 | 33.2 | 33.2 | 33.2 | 33.2 | |
| | 24.7 | 27.6 | 32.5 | 36.4 | 37.0 | 37.8 | 38.2 | 38.8 | 38.8 | 38.8 | 39.2 | 39.1 | 39.1 | 39.1 | 39.1 | 39.1 | 39.1 | 39.1 | |
| | 31.5 | 35.4 | 42.4 | 46.6 | 47.0 | 48.5 | 49.0 | 49.6 | 49.6 | 49.6 | 49.7 | 49.9 | 49.9 | 49.9 | 49.9 | 49.9 | 49.9 | 49.9 | |
| | 32.6 | 36.4 | 43.4 | 47.5 | 48.0 | 49.5 | 50.2 | 50.7 | 50.7 | 50.7 | 51.1 | 51.9 | 51.9 | 51.9 | 51.9 | 51.9 | 51.9 | 51.9 | |
| | 35.6 | 39.6 | 46.5 | 52.4 | 53.7 | 54.6 | 55.0 | 55.6 | 55.6 | 55.6 | 55.8 | 55.9 | 55.9 | 55.9 | 55.9 | 55.9 | 55.9 | 55.9 | |
| | 36.1 | 40.0 | 48.4 | 52.9 | 54.2 | 55.1 | 55.5 | 56.2 | 56.2 | 56.2 | 56.3 | 56.4 | 56.4 | 56.4 | 56.4 | 56.4 | 56.4 | 56.4 | |
| | 36.4 | 40.3 | 48.7 | 53.1 | 54.6 | 55.4 | 55.8 | 56.4 | 56.4 | 56.4 | 56.6 | 56.7 | 56.7 | 56.7 | 56.7 | 56.7 | 56.7 | 56.7 | |
| | 37.3 | 41.3 | 50.7 | 55.4 | 56.7 | 57.7 | 58.1 | 58.9 | 58.9 | 58.9 | 59.1 | 59.1 | 59.1 | 59.1 | 59.1 | 59.1 | 59.1 | 59.1 | |
| | 39.3 | 43.8 | 55.3 | 59.8 | 60.2 | 61.3 | 62.2 | 62.9 | 62.9 | 62.9 | 63.1 | 63.1 | 63.1 | 63.1 | 63.1 | 63.1 | 63.1 | 63.1 | |
| | 44.1 | 50.1 | 62.1 | 66.9 | 71.0 | 72.0 | 73.2 | 74.1 | 74.1 | 74.1 | 74.3 | 74.4 | 74.4 | 74.4 | 74.4 | 74.4 | 74.4 | 74.4 | |
| | 45.0 | 51.7 | 63.9 | 71.1 | 73.2 | 74.4 | 75.6 | 76.3 | 76.3 | 76.3 | 76.9 | 77.0 | 77.0 | 77.0 | 77.0 | 77.0 | 77.0 | 77.0 | |
| | 47.0 | 54.2 | 67.6 | 75.6 | 77.7 | 79.1 | 80.3 | 81.5 | 81.5 | 81.6 | 81.6 | 81.6 | 81.6 | 81.6 | 81.6 | 81.6 | 81.6 | 81.6 | |
| | 47.8 | 55.2 | 69.0 | 77.3 | 79.5 | 81.1 | 82.3 | 83.5 | 83.5 | 83.5 | 83.7 | 83.7 | 83.7 | 83.7 | 83.7 | 83.7 | 83.7 | 83.7 | |
| | 48.0 | 55.8 | 69.9 | 78.5 | 81.1 | 82.8 | 84.1 | 85.3 | 85.3 | 85.4 | 85.6 | 85.6 | 85.6 | 85.6 | 85.6 | 85.6 | 85.6 | 85.6 | |
| | 48.0 | 55.8 | 69.9 | 78.5 | 81.1 | 82.8 | 84.1 | 85.3 | 85.3 | 85.4 | 85.6 | 85.6 | 85.6 | 85.6 | 85.6 | 85.6 | 85.6 | 85.6 | |
| | 48.3 | 56.0 | 70.6 | 80.3 | 83.3 | 85.2 | 86.9 | 88.2 | 88.2 | 88.5 | 89.6 | 89.6 | 89.6 | 89.6 | 89.6 | 89.6 | 89.6 | 89.6 | |
| | 48.4 | 56.4 | 71.7 | 81.6 | 85.3 | 87.3 | 89.0 | 90.4 | 90.5 | 91.1 | 91.2 | 91.2 | 91.2 | 91.2 | 91.2 | 91.2 | 91.2 | 91.2 | |
| | 48.7 | 57.0 | 72.6 | 83.1 | 87.3 | 89.4 | 92.1 | 94.4 | 94.5 | 95.0 | 95.1 | 95.3 | 95.3 | 95.3 | 95.3 | 95.3 | 95.3 | 95.3 | |
| | 48.7 | 57.0 | 72.6 | 83.1 | 87.3 | 89.4 | 92.1 | 94.4 | 94.5 | 95.0 | 95.1 | 95.3 | 95.3 | 95.3 | 95.3 | 95.3 | 95.3 | 95.3 | |
| | 48.7 | 57.1 | 72.8 | 84.0 | 88.3 | 91.5 | 94.6 | 97.0 | 97.4 | 98.2 | 98.2 | 98.3 | 98.3 | 98.3 | 98.3 | 98.3 | 98.3 | 98.3 | |
| | 48.7 | 57.1 | 72.8 | 84.0 | 88.6 | 91.7 | 95.1 | 97.5 | 98.0 | 98.7 | 98.8 | 98.9 | 98.9 | 98.9 | 98.9 | 98.9 | 98.9 | 98.9 | |
| | 48.7 | 57.2 | 73.0 | 84.1 | 88.6 | 92.1 | 95.5 | 97.9 | 98.4 | 99.1 | 99.2 | 99.3 | 99.3 | 99.3 | 99.3 | 99.3 | 99.3 | 99.3 | |
| | 48.7 | 57.2 | 73.0 | 84.3 | 89.0 | 92.3 | 95.7 | 98.0 | 98.6 | 99.2 | 99.3 | 99.5 | 99.5 | 99.5 | 99.5 | 99.5 | 99.5 | 99.5 | |
| | 48.7 | 57.2 | 73.0 | 84.3 | 89.0 | 92.3 | 95.7 | 98.0 | 98.6 | 99.2 | 99.3 | 99.5 | 99.5 | 99.5 | 99.5 | 99.5 | 99.5 | 99.5 | |
| | 48.7 | 57.2 | 73.0 | 84.3 | 89.0 | 92.3 | 95.7 | 98.0 | 98.6 | 99.2 | 99.3 | 99.6 | 99.6 | 99.6 | 99.6 | 99.6 | 99.6 | 99.6 | |
| | 48.7 | 57.2 | 73.0 | 84.3 | 89.0 | 92.3 | 95.7 | 98.0 | 98.6 | 99.2 | 99.3 | 99.6 | 99.6 | 99.6 | 99.6 | 99.6 | 99.6 | 99.6 | |
| | 48.7 | 57.2 | 73.0 | 84.3 | 89.0 | 92.3 | 95.7 | 98.0 | 98.6 | 99.2 | 99.3 | 99.6 | 99.6 | 99.6 | 99.6 | 99.6 | 99.6 | 99.6 | |

TOTAL NUMBER OF OBSERVATIONS 75...

USAF ETAC ... 0-14-5 (OL A) PREVIOUS EDITIONS OF THIS FORM ARE OBSOLETE

# CEILING VERSUS VISIBILITY

PERCENTAGE FREQUENCY OF OCCURRENCE
FROM HOURLY OBSERVATIONS

| | | | | | | | | | | | | | | | | |
|---|---|---|---|---|---|---|---|---|---|---|---|---|---|---|---|---|
| | | | | | | | | | | | | | | | | |
| | | | | | | | | | | | | | | | | |
| | | | | | | | | | | | | | | | | |

...L CLIMATOLOGY BRANCH
...FETAC
...WEATHER SERVICE/MAC

# CEILING VERSUS VISIBILITY

...ATSUGI NAS JAPAN (STATION NAME) 74-87 (YEARS) ANN

## PERCENTAGE FREQUENCY OF OCCURRENCE
## (FROM HOURLY OBSERVATIONS)

ALL

VISIBILITY (STATUTE MILES)

| CEILING (FEET) | ≥7 | 26 | 25 | 24 | 23 | 22 | 21 | 20 | 19 | 18 | 17 | 16 | 15 | 14 |
|---|---|---|---|---|---|---|---|---|---|---|---|---|---|---|
| ≥22000 | .7 | 28.1 | 29.9 | 30.3 | 30.6 | 31.2 | 31.7 | 32.1 | 32.3 | 32.5 | 32.4 | 32.5 | 32.7 | 32. |
| 20000 | .7 | 37.1 | 38.5 | 39.5 | 39.7 | 39.5 | 40.1 | 40.3 | 41.0 | 41.2 | 41.3 | 41.3 | 41.3 | 41. |
| 18000 | .7 | 29.2 | 31.5 | 35.5 | 38.7 | 39.5 | 40.1 | 40.3 | 41.1 | 41.2 | 41.3 | 41.3 | 41.3 | 41. |
| 16000 | .7 | 29.2 | 31.6 | 35.7 | 38.8 | 39.5 | 40.2 | 40.9 | 41.2 | 41.3 | 41.4 | 41.4 | 41.4 | 41. |
| 14000 | .7 | 30.4 | 33.0 | 37.3 | 40.6 | 41.5 | 42.1 | 42.8 | 43.1 | 43.3 | 43.4 | 43.4 | 43.4 | 43. |
| 12000 | .7 | 32.4 | 36.2 | 40.9 | 44.6 | 45.7 | 46.4 | 47.4 | 47.6 | 47.8 | 47.9 | 48.2 | 48.2 | 48. |
| 10000 | .7 | 36.4 | 39.7 | 46.3 | 49.7 | 51.0 | 52.1 | 53.2 | 53.5 | 53.7 | 53.8 | 53.8 | 53.8 | 53. |
| 9000 | .7 | 36.7 | 40.0 | 45.7 | 50.2 | 51.0 | 52.6 | 53.7 | 54.2 | 54.2 | 54.4 | 54.4 | 54.4 | 54. |
| 8000 | .7 | 38.5 | 42.2 | 48.5 | 53.4 | 54.9 | 56.3 | 57.5 | 57.8 | 58.0 | 58.2 | 58.2 | 58.2 | 58. |
| 7000 | .7 | 38.9 | 42.6 | 48.9 | 53.8 | 55.5 | 56.7 | 58.0 | 58.3 | 58.5 | 58.7 | 58.7 | 58.7 | 58. |
| 6000 | .7 | 39.3 | 43.1 | 49.6 | 54.7 | 56.2 | 57.7 | 59.0 | 59.3 | 59.5 | 59.7 | 59.7 | 59.7 | 59. |
| 5000 | .7 | 40.6 | 44.6 | 51.3 | 56.7 | 58.4 | 60.3 | 61.3 | 61.6 | 61.9 | 62.0 | 62.0 | 62.0 | 62. |
| 4500 | .7 | 41.1 | 46.3 | 53.3 | 59.4 | 61.4 | 63.8 | 64.3 | 64.7 | 64.9 | 65.0 | 65.1 | 65.1 | 65. |
| 4000 | .7 | 43.7 | 48.8 | 55.7 | 62.4 | 64.3 | 66.2 | 67.6 | 68.2 | 68.5 | 68.6 | 68.6 | 68.6 | 68. |
| 3500 | .7 | 44.8 | 49.8 | 57.1 | 64.2 | 66.5 | 69.6 | 70.3 | 70.8 | 71.1 | 71.2 | 71.2 | 71.2 | 71. |
| 3000 | .7 | 46.5 | 51.5 | 60.1 | 68.1 | 70.9 | 72.9 | 74.5 | 75.3 | 75.6 | 75.8 | 75.8 | 75.8 | 75. |
| 2500 | .7 | 48.5 | 53.5 | 62.9 | 71.4 | 74.1 | 76.6 | 78.6 | 79.1 | 79.4 | 79.6 | 79.6 | 79.6 | 79. |
| 2000 | .7 | 50.0 | 56.1 | 66.2 | 75.3 | 78.3 | 81.2 | 83.1 | 83.7 | 84.1 | 84.2 | 84.3 | 84.3 | 84. |
| 1800 | .7 | 50.9 | 56.2 | 66.3 | 75.4 | 78.4 | 81.2 | 83.3 | 83.9 | 84.3 | 84.5 | 84.5 | 84.5 | 84. |
| 1500 | .7 | 54.7 | 58.3 | 69.0 | 78.7 | 82.1 | 85.0 | 87.5 | 88.2 | 88.6 | 89.0 | 89.2 | 89.2 | 89. |
| 1200 | .7 | 55.2 | 59.1 | 70.2 | 80.5 | 84.2 | 87.4 | 90.0 | 90.9 | 91.5 | 91.7 | 91.8 | 91.8 | 91. |
| 1000 | .7 | 54.2 | 58.5 | 71.4 | 82.2 | 86.0 | 89.6 | 92.5 | 93.6 | 94.3 | 94.6 | 94.8 | 94.8 | 94. |
| 900 | .7 | 54.0 | 58.3 | 71.4 | 82.2 | 86.1 | 89.7 | 92.6 | 93.7 | 94.4 | 94.9 | 94.9 | 94.9 | 94. |
| 800 | .7 | 54.2 | 58.4 | 72.0 | 83.1 | 87.1 | 90.9 | 94.0 | 95.3 | 96.2 | 96.6 | 96.7 | 96.7 | 96. |
| 700 | .7 | 54.3 | 58.5 | 72.1 | 83.4 | 87.5 | 91.4 | 94.6 | 95.9 | 96.7 | 97.1 | 97.2 | 97.2 | 97. |
| 600 | .7 | 54.4 | 58.6 | 72.4 | 83.7 | 88.0 | 92.1 | 95.3 | 96.9 | 97.7 | 98.1 | 98.3 | 98.3 | 98. |
| 500 | .7 | 54.6 | 58.9 | 72.7 | 84.1 | 88.4 | 92.6 | 96.2 | 97.6 | 98.6 | 99.0 | 99.2 | 99.3 | 99. |
| 400 | .7 | 54.6 | 58.9 | 72.7 | 84.3 | 88.6 | 92.9 | 96.2 | 97.9 | 98.9 | 99.3 | 99.5 | 99.6 | 99. |
| 300 | .7 | 54.6 | 58.9 | 72.8 | 84.5 | 88.9 | 93.2 | 96.6 | 98.3 | 99.2 | 99.7 | 99.9 | 100.0 | 100. |
| 200 | .7 | 54.6 | 58.8 | 72.8 | 84.5 | 88.9 | 93.2 | 96.6 | 98.3 | 99.2 | 99.7 | 99.9 | 100.0 | 100. |
| 100 | .7 | 54.6 | 58.9 | 72.8 | 84.5 | 88.9 | 93.2 | 96.6 | 98.3 | 99.2 | 99.7 | 99.9 | 100.0 | 100. |
| 0 | .7 | 54.6 | 58.8 | 72.8 | 84.5 | 88.9 | 93.2 | 96.6 | 98.3 | 99.2 | 99.7 | 99.9 | 100.0 | 100. |

TOTAL NUMBER OF OBSERVATIONS ____

USAF ETAC ... 0-14-5 (OL A) PREVIOUS EDITIONS OF THIS FORM ARE OBSOLETE

...AL CLIMATOLOGY BRANCH
...ETAC
...WEATHER SERVICE/MAC

# CEILING VERSUS VISIBILITY

...7) ATSUGI (AF) JAPAN — 74-23 — ...

## PERCENTAGE FREQUENCY OF OCCURRENCE FROM HOURLY OBSERVATIONS

...

| | ≥ 26 | 25 | 24 | 23 | 22 | 21 | 20 | 19 | 18 | 17 | 16 | 15 | 14 | 13 | 12 | 11 | 10 |
|---|---|---|---|---|---|---|---|---|---|---|---|---|---|---|---|---|---|
| | 37.6 | 37.4 | 33.3 | 34.6 | 35.2 | 35.2 | 35.3 | 35.3 | 35.3 | 35.3 | 35.3 | 35.3 | 35.3 | 35.3 | 35.3 | 35.3 | 35. |
| | 41.1 | 34.2 | 37.3 | 39.6 | 40.3 | 40.3 | 41.1 | 41.3 | 41.3 | 41.3 | 41.3 | 41.3 | 41.3 | 41.3 | 41.3 | 41.3 | 41. |
| | 41.3 | 34.2 | 37.3 | 39.6 | 40.3 | 40.3 | 41.3 | 41.3 | 41.3 | 41.3 | 41.3 | 41.3 | 41.3 | 41.3 | 41.3 | 41.3 | 41. |
| | 41.3 | 34.2 | 37.3 | 39.2 | 40.3 | 40.3 | 41.2 | 41.2 | 41.2 | 41.2 | 41.2 | 41.2 | 41.2 | 41.2 | 41.2 | 41.2 | 41. |
| | 42.3 | 35.5 | 38.7 | 41.0 | 41.7 | 41.7 | 42.4 | 42.4 | 42.4 | 42.4 | 42.4 | 42.4 | 42.4 | 42.4 | 42.4 | 42.4 | 42. |
| | 45.2 | 39.1 | 43.2 | 45.6 | 46.4 | 46.4 | 47.2 | 47.2 | 47.3 | 47.3 | 47.3 | 47.3 | 47.3 | 47.3 | 47.3 | 47.3 | 47. |
| | 42.5 | 46.0 | 50.5 | 53.6 | 55.3 | 55.3 | 56.4 | 56.4 | 56.4 | 56.4 | 56.4 | 56.4 | 56.4 | 56.4 | 56.4 | 56.4 | 56. |
| | 44.0 | 46.8 | 51.5 | 54.6 | 56.4 | 56.2 | 57.5 | 57.5 | 57.5 | 57.5 | 57.5 | 57.5 | 57.5 | 57.5 | 57.5 | 57.5 | 57. |
| | 48.4 | 50.0 | 56.7 | 59.2 | 61.6 | 62.1 | 63.5 | 63.5 | 63.5 | 63.5 | 63.5 | 63.5 | 63.5 | 63.5 | 63.5 | 63.5 | 63. |
| | 46.7 | 50.9 | 56.9 | 62.4 | 61.9 | 62.4 | 63.2 | 63.3 | 63.3 | 63.2 | 63.2 | 63.2 | 63.2 | 63.2 | 63.2 | 63.2 | 63. |
| | 47.0 | 51.2 | 57.4 | 61.2 | 62.1 | 63.1 | 64.5 | 64.5 | 64.5 | 64.5 | 64.5 | 64.5 | 64.5 | 64.5 | 64.5 | 64.5 | 64. |
| | 48.0 | 53.3 | 59.6 | 63.5 | 65.2 | 65.8 | 67.3 | 67.3 | 67.3 | 67.3 | 67.3 | 67.3 | 67.3 | 67.3 | 67.3 | 67.3 | 67. |
| | 50.9 | 55.8 | 62.3 | 66.8 | 68.4 | 69.0 | 70.7 | 70.7 | 70.7 | 70.7 | 70.7 | 70.7 | 70.7 | 70.7 | 70.7 | 70.7 | 70. |
| | 52.9 | 57.9 | 64.8 | 70.0 | 71.8 | 72.4 | 74.1 | 74.1 | 74.1 | 74.1 | 74.1 | 74.1 | 74.1 | 74.1 | 74.1 | 74.1 | 74. |
| | 53.9 | 59.0 | 66.6 | 73.1 | 75.3 | 76.2 | 77.8 | 77.8 | 77.8 | 77.8 | 77.8 | 77.8 | 77.8 | 77.8 | 77.8 | 77.8 | 77. |
| | 54.3 | 60.6 | 68.4 | 75.5 | 77.6 | 78.4 | 80.5 | 80.5 | 80.5 | 80.5 | 80.5 | 80.5 | 80.5 | 80.5 | 80.5 | 80.5 | 80. |
| | 56.5 | 61.9 | 70.3 | 77.4 | 80.4 | 81.6 | 83.3 | 83.3 | 83.3 | 83.3 | 83.3 | 83.3 | 83.3 | 83.3 | 83.3 | 83.3 | 83. |
| | 57.9 | 63.4 | 72.7 | 80.4 | 83.0 | 85.2 | 86.7 | 86.7 | 86.7 | 86.7 | 86.7 | 86.7 | 86.7 | 86.7 | 86.7 | 86.7 | 86. |
| | 57.9 | 63.4 | 72.7 | 80.9 | 83.7 | 85.1 | 86.8 | 87.0 | 87.1 | 87.1 | 87.1 | 87.1 | 87.1 | 87.1 | 87.1 | 87.1 | 87. |
| | 58.1 | 63.7 | 73.2 | 82.0 | 85.7 | 87.1 | 88.9 | 89.6 | 89.6 | 89.6 | 89.6 | 89.6 | 89.6 | 89.6 | 89.6 | 89.6 | 89. |
| | 58.3 | 64.1 | 73.9 | 83.3 | 87.5 | 89.2 | 91.0 | 91.7 | 91.7 | 91.7 | 91.7 | 91.7 | 91.7 | 91.7 | 91.7 | 91.7 | 91. |
| | 58.8 | 64.8 | 74.9 | 85.1 | 89.6 | 91.7 | 93.7 | 94.5 | 94.5 | 94.5 | 94.5 | 94.5 | 94.5 | 94.5 | 94.5 | 94.5 | 94. |
| | 58.8 | 64.8 | 74.9 | 85.1 | 89.6 | 91.7 | 93.8 | 94.7 | 94.7 | 94.7 | 94.7 | 94.7 | 94.7 | 94.7 | 94.7 | 94.7 | 94. |
| | 59.2 | 65.2 | 75.6 | 86.1 | 90.6 | 92.8 | 95.1 | 96.4 | 96.4 | 96.4 | 96.4 | 96.4 | 96.4 | 96.4 | 96.4 | 96.4 | 96. |
| | 59.3 | 65.4 | 75.7 | 86.3 | 91.0 | 93.5 | 95.8 | 97.1 | 97.1 | 97.1 | 97.1 | 97.1 | 97.1 | 97.1 | 97.1 | 97.1 | 97. |
| | 59.7 | 65.9 | 76.3 | 87.0 | 91.9 | 94.5 | 96.8 | 98.3 | 98.3 | 98.3 | 98.3 | 98.3 | 98.3 | 98.3 | 98.3 | 98.3 | 98. |
| | 59.7 | 65.9 | 76.3 | 87.0 | 91.9 | 94.8 | 97.2 | 99.2 | 99.3 | 99.3 | 99.3 | 99.3 | 99.3 | 99.3 | 99.3 | 99.3 | 99. |
| | 59.7 | 65.9 | 76.3 | 87.0 | 91.9 | 94.8 | 97.2 | 99.4 | 99.6 | 99.6 | 99.6 | 99.6 | 99.6 | 99.6 | 99.6 | 99.6 | 99. |
| | 59.7 | 65.9 | 76.4 | 87.2 | 92.1 | 95.1 | 97.6 | 99.9 | 100. | 100. | 100. | 100. | 100. | 100. | 100. | 100. | 100. |
| | 59.7 | 65.9 | 76.4 | 87.2 | 92.1 | 95.1 | 97.6 | 99.9 | 100. | 100. | 100. | 100. | 100. | 100. | 100. | 100. | 100. |
| | 59.7 | 65.9 | 76.4 | 87.2 | 92.1 | 95.1 | 97.6 | 99.9 | 100. | 100. | 100. | 100. | 100. | 100. | 100. | 100. | 100. |
| | 59.7 | 65.9 | 76.4 | 87.2 | 92.1 | 95.1 | 97.6 | 99.9 | 100. | 100. | 100. | 100. | 100. | 100. | 100. | 100. | 100. |

TOTAL NUMBER OF OBSERVATIONS 71

...AL CLIMATOLOGY BRANCH
...DATA
...WEATHER SERVICE/MAC

# CEILING VERSUS VISIBILITY

...(PART) ATSUGI NAS JAPAN 74-03 ...

## PERCENTAGE FREQUENCY OF OCCURRENCE FROM HOURLY OBSERVATIONS

...-Sep-1...

...ABILITY STATUTE MILES

| | | | | | | | | | | | | | | |
|---|---|---|---|---|---|---|---|---|---|---|---|---|---|---|
| 37.2 | 37.9 | 74.4 | 35.2 | 36.2 | 36.4 | 36.9 | 36.9 | 37.1 | 37.2 | 37.2 | 37.2 | 37.2 | 37.2 | 37. |
| 31.6 | 35.3 | 40.1 | 42.8 | 43.1 | 43.4 | 44.2 | 44.1 | 44.3 | 44.4 | 44.4 | 44.4 | 44.4 | 44.4 | 44. |
| 31.6 | 35.3 | 40.1 | 42.8 | 43.1 | 43.4 | 44.2 | 44.1 | 44.3 | 44.4 | 44.4 | 44.4 | 44.4 | 44.4 | 44. |
| 31.6 | 35.3 | 40.1 | 42.8 | 43.1 | 43.4 | 44.2 | 44.1 | 44.3 | 44.4 | 44.4 | 44.4 | 44.4 | 44.4 | 44. |
| 36.6 | 38.7 | 41.3 | 44.2 | 44.4 | 44.8 | 45.6 | 45.7 | 45.9 | 46.0 | 46.0 | 46.0 | 46.0 | 46.0 | 46. |
| 35.2 | 39.1 | 44.5 | 46.1 | 46.6 | 49.2 | 50.3 | 50.5 | 50.7 | 50.8 | 50.8 | 50.8 | 50.8 | 50.8 | 50. |
| 36.8 | 47.3 | 50.0 | 54.2 | 54.6 | 55.4 | 56.5 | 56.9 | 57.2 | 57.3 | 57.3 | 57.3 | 57.3 | 57.3 | 57. |
| 39.2 | 47.6 | 50.3 | 54.3 | 55.1 | 55.7 | 57.2 | 57.3 | 57.5 | 57.6 | 57.6 | 57.6 | 57.6 | 57.6 | 57. |
| 42.2 | 47.2 | 54.7 | 59.2 | 60.3 | 61.4 | 63.3 | 63.4 | 63.7 | 63.8 | 63.8 | 63.8 | 63.8 | 63.8 | 63. |
| 42.4 | 47.6 | 55.4 | 60.4 | 61.2 | 62.6 | 64.2 | 64.7 | 64.2 | 65.2 | 65.2 | 65.2 | 65.2 | 65.2 | 65. |
| 43.2 | 48.7 | 56.7 | 62.2 | 63.4 | 64.7 | 66.6 | 66.9 | 67.1 | 67.3 | 67.3 | 67.3 | 67.3 | 67.3 | 67. |
| 41.6 | 51.4 | 59.3 | 65.5 | 67.2 | 68.5 | 70.6 | 70.2 | 71.1 | 71.4 | 71.4 | 71.4 | 71.4 | 71.4 | 71. |
| 45.9 | 54.6 | 62.6 | 69.8 | 71.2 | 72.6 | 74.6 | 75.2 | 75.4 | 75.7 | 75.7 | 75.7 | 75.7 | 75.7 | 75. |
| 51.2 | 59.2 | 66.9 | 74.1 | 76.2 | 78.1 | 81.2 | 81.5 | 81.8 | 82.1 | 82.1 | 82.1 | 82.1 | 82.1 | 82. |
| 52.6 | 59.7 | 67.6 | 75.6 | 77.9 | 80.7 | 83.4 | 83.7 | 83.9 | 84.5 | 84.5 | 84.5 | 84.5 | 84.5 | 84. |
| 53.6 | 65.9 | 69.2 | 76.2 | 80.1 | 82.7 | 86.2 | 86.4 | 86.2 | 87.4 | 87.4 | 87.4 | 87.4 | 87.4 | 87. |
| 44.7 | 61.7 | 70.5 | 79.7 | 82.2 | 84.6 | 87.9 | 88.4 | 88.7 | 89.3 | 89.3 | 89.3 | 89.3 | 89.3 | 89. |
| 56.2 | 61.6 | 71.5 | 81.8 | 83.3 | 85.9 | 89.2 | 89.6 | 90.2 | 90.5 | 90.5 | 90.5 | 90.5 | 90.5 | 90. |
| 56.2 | 61.6 | 71.5 | 81.8 | 83.3 | 85.9 | 89.2 | 89.6 | 90.2 | 90.5 | 90.5 | 90.5 | 90.5 | 90.5 | 90. |
| 56.7 | 62.1 | 72.0 | 81.9 | 84.4 | 87.1 | 92.7 | 91.2 | 91.8 | 92.4 | 92.5 | 92.5 | 92.5 | 92.5 | 92. |
| 56.9 | 62.4 | 72.4 | 82.9 | 85.5 | 88.5 | 92.1 | 92.9 | 93.5 | 94.2 | 94.5 | 94.5 | 94.5 | 94.5 | 94. |
| 56.3 | 62.9 | 73.2 | 84.1 | 86.8 | 89.9 | 93.7 | 94.6 | 95.5 | 96.4 | 96.6 | 96.7 | 96.7 | 96.7 | 96. |
| 56.3 | 62.9 | 73.0 | 84.1 | 86.8 | 89.9 | 93.7 | 94.6 | 95.6 | 96.4 | 96.6 | 96.7 | 96.7 | 96.7 | 96. |
| 56.4 | 63.0 | 73.2 | 84.4 | 87.1 | 90.8 | 94.9 | 95.6 | 96.7 | 97.6 | 97.8 | 97.9 | 97.9 | 97.9 | 97. |
| 56.4 | 63.0 | 73.5 | 84.6 | 87.5 | 91.1 | 95.2 | 96.1 | 97.1 | 98.2 | 98.5 | 98.6 | 98.6 | 98.6 | 98. |
| 56.4 | 63.0 | 73.3 | 84.6 | 87.5 | 91.1 | 95.2 | 96.2 | 97.2 | 98.6 | 99.1 | 99.1 | 99.1 | 99.1 | 99. |
| 56.4 | 63.1 | 73.3 | 84.7 | 87.7 | 91.5 | 95.6 | 96.7 | 97.9 | 99.3 | 99.7 | 99.9 | 99.8 | 99.8 | 99. |
| 56.4 | 63.1 | 73.3 | 84.7 | 87.7 | 91.5 | 95.7 | 96.8 | 97.9 | 99.4 | 99.8 | 99.9 | 99.9 | 99.9 | 99. |
| 56.4 | 63.1 | 73.5 | 84.9 | 87.6 | 91.6 | 95.8 | 96.9 | 98.1 | 99.5 | 99.9 | 100.0 | 100.0 | 100.0 | 100. |
| 56.4 | 63.2 | 73.5 | 84.9 | 87.8 | 91.6 | 95.8 | 96.9 | 98.1 | 99.5 | 99.9 | 100.0 | 100.0 | 100.0 | 100. |
| 56.4 | 63.1 | 73.5 | 84.9 | 87.8 | 91.6 | 95.8 | 96.9 | 98.1 | 99.5 | 99.9 | 100.0 | 100.0 | 100.0 | 100. |
| 56.4 | 63.1 | 73.5 | 84.9 | 87.8 | 91.6 | 95.8 | 96.9 | 98.1 | 99.5 | 99.9 | 100.0 | 100.0 | 100.0 | 100. |

TOTAL NUMBER OF OBSERVATIONS ... 7

...AF ETAC ... 0-14-5 (OL A) PREVIOUS EDITIONS OF THIS FORM ARE OBSOLETE

...AL CLIMATOLOGY BRANCH
...AFETAC
...WEATHER SERVICE/MAC

# CEILING VERSUS VISIBILITY

...675 ATSUGI NAS JAPAN 74-83 ...67
STATION NAME YEARS

## PERCENTAGE FREQUENCY OF OCCURRENCE FROM HOURLY OBSERVATIONS

...-1400

| | | | | | | | | | | | | | | | | | | |
|---|---|---|---|---|---|---|---|---|---|---|---|---|---|---|---|---|---|---|
| ...1.2 | 33.0 | 34.6 | 35.4 | 35.7 | 35.9 | 35.9 | 35.8 | 35.9 | 35.9 | 35.9 | 35.9 | 35.9 | 35.9 | 35.9 | 35.9 | 35.9 | 35.9 | 35.9 |
| 37.4 | 38.1 | 42.2 | 43.3 | 43.9 | 43.9 | 43.9 | 43.9 | 43.9 | 43.9 | 43.9 | 43.9 | 43.9 | 43.9 | 43.9 | 43.9 | 43.9 | 43.9 | 43.9 |
| 37.4 | 38.9 | 42.4 | 43.6 | 44.1 | 44.1 | 44.1 | 44.1 | 44.1 | 44.1 | 44.1 | 44.1 | 44.1 | 44.1 | 44.1 | 44.1 | 44.1 | 44.1 | 44.1 |
| 37.6 | 40.2 | 42.6 | 43.7 | 44.1 | 44.2 | 44.2 | 44.2 | 44.2 | 44.2 | 44.2 | 44.2 | 44.2 | 44.2 | 44.2 | 44.2 | 44.2 | 44.2 | 44.2 |
| 39.1 | 41.7 | 44.4 | 45.7 | 46.1 | 46.2 | 46.2 | 46.2 | 46.2 | 46.2 | 46.2 | 46.2 | 46.2 | 46.2 | 46.2 | 46.2 | 46.2 | 46.2 | 46.2 |
| 44.4 | 47.1 | 50.9 | 52.6 | 53.4 | 53.7 | 53.7 | 53.7 | 53.7 | 53.7 | 53.7 | 53.7 | 53.7 | 53.7 | 53.7 | 53.7 | 53.7 | 53.7 | 53.7 |
| 45.7 | 50.1 | 54.2 | 56.6 | 57.2 | 57.8 | 57.9 | 57.9 | 58.0 | 58.0 | 58.0 | 58.0 | 58.0 | 58.0 | 58.0 | 58.0 | 58.0 | 58.0 | 58.0 |
| 46.9 | 50.3 | 54.8 | 57.3 | 58.1 | 58.6 | 58.7 | 58.8 | 58.8 | 58.9 | 58.9 | 58.9 | 58.9 | 58.9 | 58.9 | 58.9 | 58.9 | 58.9 | 58.9 |
| 48.4 | 53.0 | 58.1 | 61.9 | 62.6 | 63.6 | 63.7 | 63.8 | 64.0 | 64.0 | 64.0 | 64.0 | 64.0 | 64.0 | 64.0 | 64.0 | 64.0 | 64.0 | 64.0 |
| 48.3 | 53.3 | 58.6 | 62.4 | 63.9 | 64.1 | 64.2 | 64.4 | 64.7 | 64.7 | 64.7 | 64.7 | 64.7 | 64.7 | 64.7 | 64.7 | 64.7 | 64.7 | 64.7 |
| 49.4 | 54.2 | 59.4 | 63.6 | 64.4 | 65.4 | 65.7 | 66.0 | 66.2 | 66.2 | 66.2 | 66.2 | 66.2 | 66.2 | 66.2 | 66.2 | 66.2 | 66.2 | 66.2 |
| 52.3 | 57.2 | 62.7 | 67.1 | 68.1 | 69.4 | 69.7 | 71.1 | 72.4 | 72.6 | 72.6 | 72.6 | 72.6 | 72.6 | 72.6 | 72.6 | 72.6 | 72.6 | 72.6 |
| 54.4 | 59.7 | 66.3 | 70.9 | 71.9 | 73.4 | 73.6 | 74.2 | 74.6 | 74.7 | 74.7 | 74.7 | 74.7 | 74.7 | 74.7 | 74.7 | 74.7 | 74.7 | 74.7 |
| 56.2 | 62.6 | 69.6 | 74.9 | 76.3 | 77.9 | 78.3 | 79.2 | 79.6 | 79.7 | 79.7 | 79.7 | 79.7 | 79.7 | 79.7 | 79.7 | 79.7 | 79.7 | 79.7 |
| 57.6 | 63.9 | 71.4 | 77.2 | 78.7 | 80.9 | 81.3 | 82.3 | 82.7 | 82.9 | 82.8 | 82.8 | 82.8 | 82.8 | 82.8 | 82.8 | 82.8 | 82.8 | 82.8 |
| 59.3 | 65.9 | 73.9 | 80.2 | 81.8 | 84.1 | 84.7 | 85.7 | 86.0 | 86.1 | 86.1 | 86.1 | 86.1 | 86.1 | 86.1 | 86.1 | 86.1 | 86.1 | 86.1 |
| 61.2 | 67.8 | 76.0 | 82.7 | 84.2 | 86.6 | 87.2 | 88.4 | 88.9 | 89.0 | 89.0 | 89.0 | 89.0 | 89.0 | 89.0 | 89.0 | 89.0 | 89.0 | 89.0 |
| 61.9 | 68.4 | 77.1 | 84.1 | 85.8 | 88.1 | 88.9 | 90.0 | 90.4 | 90.6 | 90.6 | 90.6 | 90.6 | 90.6 | 90.6 | 90.6 | 90.6 | 90.6 | 90.6 |
| 61.9 | 68.4 | 77.1 | 84.1 | 85.8 | 88.1 | 88.8 | 90.0 | 90.4 | 90.6 | 90.6 | 90.6 | 90.6 | 90.6 | 90.6 | 90.6 | 90.6 | 90.6 | 90.6 |
| 62.4 | 69.0 | 77.8 | 85.0 | 86.7 | 89.2 | 90.6 | 91.8 | 92.2 | 92.3 | 92.3 | 92.3 | 92.3 | 92.3 | 92.3 | 92.3 | 92.3 | 92.3 | 92.3 |
| 62.4 | 69.2 | 78.1 | 85.6 | 87.3 | 89.9 | 91.7 | 92.9 | 93.6 | 94.1 | 94.1 | 94.2 | 94.2 | 94.2 | 94.2 | 94.2 | 94.2 | 94.2 | 94.2 |
| 62.6 | 69.4 | 78.6 | 86.0 | 88.0 | 91.4 | 93.4 | 94.7 | 95.8 | 96.4 | 96.4 | 96.6 | 96.6 | 96.6 | 96.6 | 96.6 | 96.6 | 96.6 | 96.6 |
| 62.6 | 69.4 | 78.6 | 86.2 | 88.2 | 91.7 | 93.8 | 95.1 | 96.4 | 97.1 | 97.1 | 97.2 | 97.2 | 97.2 | 97.2 | 97.2 | 97.2 | 97.2 | 97.2 |
| 62.6 | 69.4 | 78.7 | 86.6 | 88.6 | 92.0 | 94.1 | 95.6 | 97.1 | 97.8 | 97.8 | 98.0 | 98.0 | 98.1 | 98.1 | 98.2 | 98.2 | 98.2 | 98.2 |
| 62.6 | 69.4 | 78.7 | 86.6 | 86.7 | 92.1 | 94.2 | 95.8 | 97.3 | 98.0 | 98.0 | 98.2 | 98.2 | 98.3 | 98.3 | 98.4 | 98.4 | 98.4 | 98.4 |
| 62.6 | 69.4 | 78.7 | 86.6 | 88.8 | 92.2 | 94.3 | 95.9 | 97.8 | 98.4 | 98.4 | 98.7 | 98.7 | 98.7 | 98.7 | 98.7 | 98.7 | 98.7 | 98.7 |
| 62.6 | 69.4 | 78.8 | 86.7 | 89.0 | 92.6 | 94.7 | 96.2 | 98.2 | 98.9 | 98.9 | 99.1 | 99.1 | 99.2 | 99.2 | 99.2 | 99.2 | 99.2 | 99.2 |
| 62.6 | 69.4 | 78.8 | 86.7 | 89.0 | 92.7 | 94.8 | 96.3 | 98.4 | 99.1 | 99.1 | 99.4 | 99.7 | 99.8 | 99.8 | 99.8 | 99.8 | 99.8 | 99.8 |
| 62.6 | 69.4 | 78.8 | 86.7 | 89.0 | 92.7 | 94.8 | 96.3 | 98.4 | 99.2 | 99.2 | 99.6 | 99.8 | 99.9 | 100.0 | 100.0 | 100.0 | 100.0 | 100.0 |
| 62.6 | 69.4 | 78.8 | 86.7 | 89.0 | 92.7 | 94.8 | 96.3 | 98.4 | 99.2 | 99.2 | 99.6 | 99.8 | 99.9 | 100.0 | 100.0 | 100.0 | 100.0 | 100.0 |
| 62.6 | 69.4 | 78.8 | 86.7 | 89.0 | 92.7 | 94.8 | 96.3 | 98.4 | 99.2 | 99.2 | 99.6 | 99.8 | 99.9 | 100.0 | 100.0 | 100.0 | 100.0 | 100.0 |
| 62.6 | 69.4 | 78.8 | 86.7 | 89.0 | 92.7 | 94.8 | 96.3 | 98.4 | 99.2 | 99.2 | 99.6 | 99.8 | 99.9 | 100.0 | 100.0 | 100.0 | 100.0 | 100.0 |

TOTAL NUMBER OF OBSERVATIONS ...

USAF ETAC ... 0-14-5 (OL A) PREVIOUS EDITIONS OF THIS FORM ARE OBSOLETE

...BAL CLIMATOLOGY BRANCH
...FETAC
...WEATHER SERVICE/MAC

# CEILING VERSUS VISIBILITY

...8720 ATSUGI AB JAPAN 74-83 ...

## PERCENTAGE FREQUENCY OF OCCURRENCE FROM HOURLY OBSERVATIONS

...-1700

| | | | | | | | | | | | | | | | | | |
|---|---|---|---|---|---|---|---|---|---|---|---|---|---|---|---|---|---|
| ...9 | ...9 | 71.0 | ...2 | 32.7 | 32.9 | 32.9 | 32.9 | 32.9 | 32.9 | 32.9 | 32.9 | 32.9 | 32.9 | 32.9 | 32.9 | 32.9 | ...9 |
| 34.2 | 35.6 | 37.2 | 39.2 | 40.1 | 40.7 | 40.9 | 41.0 | 41.0 | 41.0 | 41.0 | 41.0 | 41.0 | 41.0 | 41.0 | 41.0 | 41.0 | 41.0 |
| 34.2 | 35.6 | 37.3 | 39.1 | 40.2 | 40.8 | 41.0 | 41.1 | 41.1 | 41.1 | 41.1 | 41.1 | 41.1 | 41.1 | 41.1 | 41.1 | 41.1 | 41.1 |
| 34.2 | 35.9 | 37.3 | 39.1 | 40.2 | 40.8 | 41.0 | 41.1 | 41.1 | 41.1 | 41.1 | 41.1 | 41.1 | 41.1 | 41.1 | 41.1 | 41.1 | 41.1 |
| 34.2 | 35.9 | 37.3 | 39.2 | 40.2 | 41.6 | 42.0 | 42.1 | 42.1 | 42.1 | 42.1 | 42.1 | 42.1 | 42.1 | 42.1 | 42.1 | 42.1 | 42.1 |
| 37.4 | 39.6 | 42.6 | 44.3 | 46.6 | 47.4 | 47.8 | 47.8 | 47.8 | 47.8 | 47.8 | 47.8 | 47.8 | 47.8 | 47.8 | 47.8 | 47.8 | 47.8 |
| 41.7 | 43.4 | 47.0 | 50.0 | 52.0 | 53.4 | 53.6 | 53.8 | 53.8 | 53.8 | 53.8 | 53.8 | 53.8 | 53.8 | 53.8 | 53.8 | 53.8 | 53.8 |
| 41.8 | 43.8 | 47.5 | 51.6 | 52.8 | 53.9 | 54.2 | 54.5 | 54.5 | 54.5 | 54.5 | 54.5 | 54.5 | 54.5 | 54.5 | 54.5 | 54.5 | 54.5 |
| 43.3 | 44.7 | 51.1 | 54.6 | 57.3 | 59.7 | 59.4 | 59.9 | 59.9 | 59.9 | 59.9 | 59.9 | 59.9 | 59.9 | 59.9 | 59.9 | 59.9 | 59.9 |
| 43.8 | 47.1 | 51.5 | 55.1 | 57.8 | 59.7 | 59.9 | 60.3 | 60.3 | 60.3 | 60.3 | 60.3 | 60.3 | 60.3 | 60.3 | 60.3 | 60.3 | 60.3 |
| 44.4 | 47.0 | 52.4 | 56.0 | 59.1 | 61.2 | 61.6 | 62.0 | 62.0 | 62.0 | 62.0 | 62.0 | 62.0 | 62.0 | 62.0 | 62.0 | 62.0 | 62.0 |
| 47.4 | 51.8 | 59.6 | 63.8 | 64.2 | 66.3 | 67.3 | 67.8 | 68.1 | 68.2 | 68.2 | 68.2 | 68.2 | 68.2 | 68.2 | 68.2 | 68.2 | 68.2 |
| 70.4 | 74.7 | 80.7 | 85.6 | 89.1 | 71.6 | 72.9 | 73.4 | 73.6 | 73.9 | 73.9 | 73.9 | 73.9 | 73.9 | 73.9 | 73.9 | 73.9 | 73.9 |
| 72.9 | 78.1 | 84.6 | 70.2 | 73.6 | 76.7 | 78.2 | 78.3 | 79.4 | 79.7 | 79.7 | 79.7 | 79.7 | 79.7 | 79.7 | 79.7 | 79.7 | 79.7 |
| 74.1 | 79.6 | 86.3 | 72.5 | 76.7 | 79.8 | 81.9 | 82.5 | 83.5 | 83.7 | 83.7 | 83.7 | 83.7 | 83.7 | 83.7 | 83.7 | 83.7 | 83.7 |
| 72.3 | 81.1 | 88.4 | 74.9 | 79.1 | 82.5 | 84.8 | 85.7 | 86.5 | 87.0 | 87.0 | 87.0 | 87.0 | 87.0 | 87.0 | 87.0 | 87.0 | 87.0 |
| 86.5 | 87.5 | 70.3 | 77.1 | 91.6 | 84.9 | 87.3 | 88.2 | 99.7 | 89.4 | 89.4 | 8 .4 | 89.4 | 89.4 | 89.4 | 89.4 | 89.4 | 89.4 |
| 87.1 | 83.0 | 71.1 | 78.4 | 83.1 | 86.9 | 89.4 | 90.3 | 91.2 | 91.7 | 91.7 | 91.7 | 91.7 | 91.7 | 91.7 | 91.7 | 91.7 | 91.7 |
| 87.1 | 83.0 | 71.1 | 78.4 | 83.1 | 86.9 | 89.4 | 90.3 | 91.2 | 91.7 | 91.7 | 91.7 | 91.7 | 91.7 | 91.7 | 91.7 | 91.7 | 91.7 |
| 87.6 | 83.6 | 71.7 | 79.6 | 84.3 | 88.1 | 91.0 | 92.1 | 93.1 | 93.7 | 93.8 | 93.8 | 93.8 | 93.8 | 93.8 | 93.8 | 93.8 | 93.8 |
| 87.6 | 83.6 | 71.7 | 80.3 | 84.5 | 89.8 | 91.7 | 92.9 | 94.2 | 94.9 | 94.9 | 94.9 | 94.9 | 94.9 | 94.9 | 94.9 | 94.9 | 94.9 |
| 87.6 | 83.6 | 71.7 | 80.3 | 85.5 | 89.8 | 93.0 | 94.5 | 96.2 | 97.0 | 97.1 | 97.3 | 97.3 | 97.3 | 97.3 | 97.3 | 97.3 | 97.3 |
| 87.6 | 83.6 | 71.7 | 80.3 | 85.5 | 89.8 | 93.0 | 94.5 | 96.2 | 97.7 | 97.1 | 97.7 | 97.7 | 97.3 | 97.3 | 97.3 | 97.3 | 97.3 |
| 87.6 | 83.6 | 71.7 | 80.3 | 85.5 | 89.9 | 93.2 | 95.3 | 97.2 | 97.8 | 98.1 | 98.2 | 98.2 | 98.2 | 98.2 | 98.2 | 98.2 | 98.2 |
| 87.6 | 83.6 | 71.7 | 80.3 | 85.5 | 90.0 | 93.6 | 95.4 | 97.1 | 97.9 | 98.1 | 98.3 | 98.3 | 98.3 | 98.3 | 98.3 | 98.3 | 98.4 |
| 87.6 | 83.6 | 71.7 | 80.3 | 85.5 | 90.1 | 93.6 | 95.6 | 97.4 | 98.2 | 98.5 | 98.8 | 98.8 | 98.8 | 98.8 | 98.8 | 98.8 | 98.9 |
| 87.6 | 83.6 | 71.7 | 80.3 | 85.5 | 90.2 | 94.0 | 95.8 | 97.6 | 98.4 | 98.8 | 99.0 | 99.0 | 99.0 | 99.0 | 99.0 | 99.0 | 99.1 |
| 87.6 | 83.6 | 71.7 | 80.3 | 85.5 | 90.2 | 94.4 | 96.2 | 98.0 | 98.8 | 99.1 | 99.3 | 99.3 | 99.3 | 99.3 | 99.3 | 99.3 | 99.4 |
| 87.6 | 83.6 | 71.7 | 80.3 | 85.5 | 90.2 | 94.5 | 96.3 | 98.3 | 99.1 | 99.4 | 99.7 | 99.7 | 99.7 | 99.7 | 99.7 | 99.7 | 99.8 |
| 87.6 | 83.6 | 71.7 | 80.3 | 85.5 | 90.2 | 94.6 | 96.5 | 98.5 | 99.3 | 99.7 | 99.9 | 99.9 | 99.9 | 99.9 | 99.9 | 99.9 | 99.9 |
| 87.6 | 83.6 | 71.7 | 80.3 | 85.5 | 90.2 | 94.6 | 96.5 | 98.5 | 99.3 | 99.7 | 99.9 | 99.9 | 99.9 | 99.9 | 99.9 | 99.9 | 99.9 |
| 87.6 | 83.6 | 71.7 | 80.3 | 85.5 | 90.2 | 94.6 | 96.5 | 98.5 | 99.3 | 99.7 | 99.9 | 99.9 | 99.9 | 99.9 | 99.9 | 99.9 | 99.9 |

TOTAL NUMBER OF OBSERVATIONS ...

# CEILING VERSUS VISIBILITY

PERCENTAGE FREQUENCY OF OCCURRENCE
FROM HOURLY OBSERVATIONS

TOTAL NUMBER OF OBSERVATIONS

...AL CLIMATOLOGY BRANCH
...ETAC
... WEATHER SERVICE/MAC

# CEILING VERSUS VISIBILITY

... (STATION) ATSUGI NAS JAPAN (STATION NAME) ... (YEARS) 74-77 ... (MONTH) OCT

## PERCENTAGE FREQUENCY OF OCCURRENCE FROM HOURLY OBSERVATIONS

... (OBSERVATION TIME) ... (STATE TIME)

| ... | 27 | 26 | 25 | 24 | 23 | 22 | 21 | 20 | 19 | 18 | 17 | 16 | 15 | 14 | 13 |
|---|---|---|---|---|---|---|---|---|---|---|---|---|---|---|---|
| .1 | 26.7 | 27.8 | 29.2 | 31.1 | 31.6 | 32.7 | 33.1 | 33.4 | 33.6 | 33.8 | 33.8 | 33.8 | 33.8 | 33.8 | 33.8 |
| .1 | 27.7 | 30.9 | 33.0 | 36.4 | 37.2 | 38.1 | 39.2 | 40.3 | 40.8 | 40.8 | 41.0 | 41.0 | 41.0 | 41.1 | 41.1 |
| .1 | 27.7 | 30.9 | 33.0 | 36.4 | 37.2 | 38.1 | 39.2 | 40.3 | 40.8 | 41.0 | 41.0 | 41.0 | 41.0 | 41.1 | 41.1 |
| .1 | 27.7 | 30.9 | 33.0 | 36.5 | 37.3 | 38.3 | 39.2 | 40.4 | 41.0 | 41.2 | 41.2 | 41.1 | 41.1 | 41.2 | 41.2 |
| .1 | 28.6 | 31.9 | 33.9 | 37.4 | 38.3 | 39.5 | 40.6 | 41.7 | 42.2 | 42.2 | 42.3 | 42.3 | 42.3 | 42.4 | 42.4 |
| .1 | 32.3 | 35.7 | 38.4 | 42.2 | 43.0 | 44.2 | 45.5 | 46.5 | 47.1 | 47.1 | 47.2 | 47.2 | 47.2 | 47.4 | 47.4 |
| .1 | 35.5 | 42.2 | 46.3 | 50.5 | 51.7 | 53.5 | 54.8 | 55.9 | 56.4 | 56.4 | 56.6 | 56.6 | 56.6 | 56.7 | 56.7 |
| .1 | 36.9 | 42.6 | 46.5 | 51.3 | 52.5 | 54.3 | 55.6 | 56.7 | 57.2 | 57.3 | 57.4 | 57.4 | 57.4 | 57.5 | 57.5 |
| .1 | 43.0 | 47.1 | 52.6 | 57.5 | 59.0 | 61.2 | 62.6 | 63.6 | 64.3 | 64.3 | 64.5 | 64.5 | 64.5 | 64.5 | 64.5 |
| .1 | 44.4 | 48.6 | 53.5 | 58.3 | 59.8 | 62.0 | 63.4 | 64.6 | 65.1 | 65.1 | 65.3 | 65.3 | 65.3 | 65.4 | 65.4 |
| .1 | 45.0 | 49.3 | 54.1 | 59.7 | 60.5 | 62.7 | 64.0 | 65.3 | 65.8 | 65.9 | 65.9 | 65.9 | 65.9 | 66.1 | 66.1 |
| .1 | 46.9 | 51.6 | 56.6 | 61.9 | 63.9 | 66.1 | 67.4 | 68.7 | 69.2 | 69.5 | 69.6 | 69.6 | 69.6 | 69.7 | 69.7 |
| .1 | 49.9 | 54.5 | 59.7 | 65.1 | 67.6 | 69.7 | 71.5 | 73.1 | 73.9 | 74.1 | 74.2 | 74.2 | 74.2 | 74.4 | 74.4 |
| .1 | 52.4 | 57.1 | 63.0 | 70.4 | 73.3 | 75.3 | 78.4 | 79.8 | 80.7 | 81.0 | 81.1 | 81.1 | 81.1 | 81.1 | 81.1 |
| .1 | 53.7 | 59.0 | 66.4 | 73.7 | 76.8 | 79.6 | 81.8 | 84.0 | 84.9 | 85.1 | 85.2 | 85.2 | 85.3 | 85.4 | 85.4 |
| .1 | 54.1 | 59.4 | 67.1 | 75.4 | 78.1 | 82.6 | 85.1 | 88.1 | 89.1 | 89.1 | 89.3 | 89.3 | 89.3 | 89.4 | 89.4 |
| .1 | 54.7 | 60.0 | 67.7 | 78.1 | 79.9 | 83.7 | 86.8 | 89.1 | 90.1 | 90.2 | 90.4 | 90.4 | 90.4 | 90.5 | 90.5 |
| .1 | 54.8 | 60.1 | 67.8 | 76.7 | 80.6 | 84.4 | 87.7 | 90.1 | 91.2 | 91.2 | 91.2 | 91.2 | 91.2 | 91.3 | 91.3 |
| .1 | 54.8 | 60.1 | 67.8 | 76.7 | 80.6 | 84.4 | 87.7 | 90.2 | 90.9 | 91.2 | 91.2 | 91.2 | 91.2 | 91.3 | 91.3 |
| .1 | 55.6 | 60.9 | 68.8 | 78.4 | 82.5 | 86.4 | 89.6 | 92.1 | 93.1 | 93.2 | 93.4 | 93.4 | 93.4 | 93.5 | 93.5 |
| .1 | 56.3 | 61.9 | 70.3 | 80.5 | 84.8 | 89.1 | 92.8 | 95.3 | 96.2 | 96.3 | 96.5 | 96.5 | 96.5 | 96.6 | 96.6 |
| .1 | 56.7 | 62.3 | 70.8 | 81.3 | 85.9 | 90.2 | 94.2 | 96.6 | 98.2 | 98.2 | 98.2 | 98.2 | 98.2 | 98.4 | 98.4 |
| .1 | 56.7 | 62.3 | 70.8 | 81.3 | 85.9 | 90.2 | 94.2 | 96.6 | 98.2 | 99.1 | 99.2 | 99.2 | 99.2 | 99.4 | 99.4 |
| .1 | 56.7 | 62.3 | 70.8 | 81.4 | 86.2 | 90.5 | 94.4 | 97.2 | 98.5 | 99.6 | 99.9 | 99.9 | 99.9 | 99.1 | 99.1 |
| .1 | 56.7 | 62.3 | 70.8 | 81.4 | 86.4 | 90.9 | 94.6 | 97.6 | 98.9 | 99.1 | 99.3 | 99.3 | 99.3 | 99.5 | 99.5 |
| .1 | 56.7 | 62.3 | 70.8 | 81.5 | 86.6 | 91.0 | 95.0 | 97.7 | 99.1 | 99.2 | 99.5 | 99.5 | 99.5 | 99.6 | 99.6 |
| .1 | 56.7 | 62.3 | 70.8 | 81.5 | 86.6 | 91.0 | 95.0 | 97.7 | 99.1 | 99.2 | 99.5 | 99.5 | 99.5 | 99.6 | 99.6 |
| .1 | 56.7 | 62.3 | 70.8 | 81.5 | 86.6 | 91.0 | 95.0 | 97.7 | 99.1 | 99.2 | 99.5 | 99.5 | 99.5 | 99.6 | 99.6 |
| .1 | 56.7 | 62.3 | 70.8 | 81.5 | 86.6 | 91.3 | 95.3 | 98.0 | 99.3 | 99.5 | 99.7 | 99.7 | 99.7 | 99.9 | 99.9 |
| .1 | 56.7 | 62.3 | 70.8 | 81.5 | 86.6 | 91.3 | 95.3 | 98.0 | 99.3 | 99.5 | 99.7 | 99.7 | 99.7 | 99.9 | 99.9 |
| .1 | 56.7 | 62.3 | 70.8 | 81.5 | 86.6 | 91.3 | 95.3 | 98.0 | 99.3 | 99.5 | 99.7 | 99.7 | 99.7 | 99.9 | 100.0 |
| .1 | 56.7 | 62.3 | 70.8 | 81.5 | 86.6 | 91.3 | 95.3 | 98.0 | 99.3 | 99.5 | 99.7 | 99.7 | 99.7 | 99.9 | 100.0 |

TOTAL NUMBER OF OBSERVATIONS 737

USAF ETAC ... 0-14-5 (OL A) PREVIOUS EDITIONS OF THIS FORM ARE OBSOLETE

...AL CLIMATOLOGY BRANCH
...ETAC
...WEATHER SERVICE/MAC

# CEILING VERSUS VISIBILITY

...ATSUGI NAS JAPAN — 74-83 — ...

## PERCENTAGE FREQUENCY OF OCCURRENCE
## FROM HOURLY OBSERVATIONS

...ALL

...ABLE A (ALL WEA...

| | | | | | | | | | | | | | | | | | | | | | | | | | |
|---|---|---|---|---|---|---|---|---|---|---|---|---|---|---|---|---|---|---|---|---|---|---|---|---|---|
| ...0 | 25.4 | 27.4 | 27.7 | 31.5 | 31.9 | 32.4 | 32.7 | 33.1 | 33.5 | 33.7 | 33.7 | 33.7 | 33.8 | 33.8 | 33.8 | 33.8 | 33.8 | 33.8 | 33.8 | 33.8 | 33.8 | 33.8 | 33.8 | 33.8 | 33.8 |
| ...0 | 26.6 | 31.4 | 34.7 | 37.7 | 38.3 | 38.8 | 39.4 | 39.9 | 40.1 | 40.1 | 40.1 | 40.1 | 40.1 | 40.2 | 40.2 | 40.2 | 40.2 | 40.2 | 40.2 | 40.2 | 40.2 | 40.2 | 40.2 | 40.2 | 40.2 |
| ...0 | 26.6 | 31.4 | 34.8 | 37.4 | 38.1 | 38.9 | 39.4 | 40.1 | 40.1 | 40.2 | 40.2 | 40.2 | 40.2 | 40.2 | 40.2 | 40.2 | 40.2 | 40.2 | 40.2 | 40.2 | 40.2 | 40.2 | 40.2 | 40.2 | 40.3 |
| ...0 | 26.6 | 31.4 | 34.9 | 37.5 | 38.1 | 38.9 | 39.5 | 40.2 | 40.2 | 40.2 | 40.2 | 40.2 | 40.2 | 40.2 | 40.2 | 40.3 | 40.3 | 40.3 | 40.3 | 40.3 | 40.3 | 40.3 | 40.3 | 40.3 | 40.3 |
| ...0 | 29.8 | 33.4 | 35.9 | 39.7 | 39.9 | 40.2 | 40.9 | 41.4 | 41.6 | 41.6 | 41.6 | 41.6 | 41.7 | 41.7 | 41.7 | 41.7 | 41.7 | 41.7 | 41.7 | 41.7 | 41.7 | 41.7 | 41.7 | 41.7 | 41.7 |
| ...0 | 35.0 | 39.2 | 42.4 | 43.6 | 44.0 | 45.7 | 46.5 | 47.0 | 47.2 | 47.2 | 47.2 | 47.2 | 47.3 | 47.3 | 47.3 | 47.3 | 47.3 | 47.3 | 47.3 | 47.3 | 47.3 | 47.3 | 47.3 | 47.3 | 47.3 |
| ...0 | 37.8 | 41.7 | 45.4 | 47.7 | 51.4 | 52.9 | 53.6 | 54.3 | 54.6 | 54.6 | 54.7 | 54.7 | 54.7 | 54.7 | 54.7 | 54.7 | 54.7 | 54.7 | 54.7 | 54.7 | 54.7 | 54.7 | 54.7 | 54.7 | 54.7 |
| ...0 | 37.9 | 41.7 | 47.4 | 51.0 | 52.1 | 53.6 | 54.2 | 55.2 | 55.4 | 55.5 | 55.5 | 55.5 | 55.5 | 55.5 | 55.5 | 55.5 | 55.5 | 55.5 | 55.5 | 55.5 | 55.5 | 55.5 | 55.5 | 55.5 | 55.5 |
| ...0 | 41.0 | 46.5 | 51.7 | 54.3 | 57.7 | 59.7 | 60.6 | 61.5 | 61.7 | 61.8 | 61.8 | 61.8 | 61.8 | 61.8 | 61.8 | 61.8 | 61.8 | 61.8 | 61.8 | 61.8 | 61.8 | 61.8 | 61.8 | 61.8 | 61.8 |
| ...0 | 41.4 | 46.1 | 52.3 | 57.0 | 58.8 | 60.5 | 61.6 | 62.3 | 62.5 | 62.6 | 62.6 | 62.6 | 62.6 | 62.6 | 62.6 | 62.6 | 62.6 | 62.6 | 62.6 | 62.6 | 62.6 | 62.6 | 62.6 | 62.6 | 62.7 |
| ...0 | 42.4 | 46.6 | 53.1 | 57.9 | 59.6 | 61.5 | 62.7 | 63.4 | 63.7 | 63.8 | 63.8 | 63.8 | 63.8 | 63.8 | 63.8 | 63.8 | 63.8 | 63.8 | 63.8 | 63.8 | 63.8 | 63.8 | 63.8 | 63.8 | 63.8 |
| ...0 | 44.7 | 49.5 | 56.0 | 61.2 | 63.0 | 65.3 | 66.7 | 67.5 | 67.8 | 68.0 | 68.0 | 68.0 | 68.0 | 68.0 | 68.1 | 68.1 | 68.1 | 68.1 | 68.1 | 68.1 | 68.1 | 68.1 | 68.1 | 68.1 | 68.1 |
| ...0 | 47.3 | 52.3 | 59.4 | 65.2 | 67.2 | 69.7 | 71.4 | 72.3 | 72.7 | 72.9 | 72.9 | 73.0 | 73.0 | 73.0 | 73.0 | 73.0 | 73.0 | 73.0 | 73.0 | 73.0 | 73.0 | 73.0 | 73.0 | 73.0 | 73.0 |
| ...0 | 50.2 | 55.5 | 64.0 | 71.7 | 73.0 | 76.2 | 78.1 | 79.1 | 79.6 | 79.8 | 79.8 | 79.8 | 79.9 | 79.9 | 79.9 | 79.9 | 79.9 | 79.9 | 79.9 | 79.9 | 79.9 | 79.9 | 79.9 | 79.9 | 79.9 |
| ...0 | 51.4 | 57.2 | 65.9 | 73.7 | 76.0 | 79.5 | 81.9 | 82.9 | 83.5 | 83.8 | 83.8 | 83.8 | 83.9 | 83.9 | 83.9 | 83.9 | 83.9 | 83.9 | 83.9 | 83.9 | 83.9 | 83.9 | 83.9 | 83.9 | 83.9 |
| ...0 | 52.3 | 58.4 | 67.6 | 75.6 | 78.0 | 82.4 | 85.0 | 86.2 | 86.9 | 87.2 | 87.2 | 87.3 | 87.3 | 87.3 | 87.3 | 87.3 | 87.3 | 87.3 | 87.3 | 87.3 | 87.3 | 87.3 | 87.3 | 87.3 | 87.3 |
| ...0 | 53.2 | 59.4 | 68.8 | 77.1 | 80.1 | 84.2 | 86.2 | 88.1 | 88.9 | 89.0 | 89.1 | 89.1 | 89.1 | 89.1 | 89.1 | 89.1 | 89.1 | 89.1 | 89.1 | 89.1 | 89.1 | 89.1 | 89.1 | 89.1 | 89.1 |
| ...0 | 53.3 | 60.6 | 69.6 | 78.3 | 81.2 | 85.6 | 88.3 | 89.7 | 90.4 | 90.7 | 90.7 | 90.7 | 90.7 | 90.7 | 90.7 | 90.7 | 90.7 | 90.7 | 90.7 | 90.7 | 90.7 | 90.7 | 90.7 | 90.7 | 90.7 |
| ...0 | 53.4 | 61.0 | 69.6 | 78.3 | 81.5 | 85.7 | 88.4 | 89.7 | 90.4 | 90.7 | 90.7 | 90.8 | 90.8 | 90.8 | 90.8 | 90.8 | 90.8 | 90.8 | 90.8 | 90.8 | 90.8 | 90.8 | 90.8 | 90.8 | 90.8 |
| ...0 | 54.2 | 60.5 | 70.3 | 79.4 | 82.7 | 87.0 | 90.2 | 91.6 | 92.5 | 92.9 | 92.9 | 93.0 | 93.0 | 93.0 | 93.0 | 93.0 | 93.0 | 93.0 | 93.0 | 93.0 | 93.0 | 93.0 | 93.0 | 93.0 | 93.0 |
| ...0 | 54.4 | 60.8 | 70.9 | 80.5 | 84.0 | 88.5 | 91.9 | 93.4 | 94.3 | 94.6 | 94.9 | 95.0 | 95.0 | 95.0 | 95.0 | 95.0 | 95.0 | 95.0 | 95.0 | 95.0 | 95.0 | 95.0 | 95.0 | 95.0 | 95.0 |
| ...0 | 54.6 | 61.1 | 71.4 | 81.3 | 85.0 | 89.8 | 93.4 | 95.1 | 96.4 | 97.0 | 97.1 | 97.2 | 97.2 | 97.3 | 97.3 | 97.3 | 97.3 | 97.3 | 97.3 | 97.3 | 97.3 | 97.3 | 97.3 | 97.3 | 97.3 |
| ...0 | 54.6 | 61.1 | 71.4 | 81.3 | 85.1 | 89.9 | 93.5 | 95.2 | 96.5 | 97.2 | 97.3 | 97.4 | 97.4 | 97.4 | 97.4 | 97.4 | 97.4 | 97.4 | 97.4 | 97.4 | 97.4 | 97.4 | 97.4 | 97.4 | 97.4 |
| ...0 | 54.6 | 61.1 | 71.5 | 81.6 | 85.4 | 90.3 | 94.2 | 96.0 | 97.4 | 98.1 | 98.3 | 98.4 | 98.5 | 98.5 | 98.5 | 98.5 | 98.5 | 98.5 | 98.5 | 98.5 | 98.5 | 98.5 | 98.5 | 98.5 | 98.5 |
| ...0 | 54.6 | 61.1 | 71.5 | 81.7 | 85.5 | 90.5 | 94.4 | 96.3 | 97.7 | 98.5 | 98.6 | 98.8 | 98.8 | 98.8 | 98.8 | 98.8 | 98.8 | 98.8 | 98.8 | 98.8 | 98.8 | 98.8 | 98.8 | 98.8 | 98.8 |
| ...0 | 54.6 | 61.1 | 71.5 | 81.7 | 85.6 | 90.6 | 94.6 | 96.5 | 97.9 | 98.7 | 98.9 | 99.1 | 99.1 | 99.1 | 99.1 | 99.1 | 99.1 | 99.1 | 99.1 | 99.1 | 99.1 | 99.1 | 99.1 | 99.1 | 99.1 |
| ...0 | 54.6 | 61.1 | 71.6 | 81.8 | 85.7 | 90.8 | 94.8 | 96.7 | 98.2 | 99.1 | 99.2 | 99.4 | 99.4 | 99.5 | 99.5 | 99.5 | 99.5 | 99.5 | 99.5 | 99.5 | 99.5 | 99.5 | 99.5 | 99.5 | 99.5 |
| ...0 | 54.6 | 61.1 | 71.6 | 81.8 | 85.7 | 90.8 | 94.8 | 96.8 | 98.3 | 99.2 | 99.4 | 99.6 | 99.7 | 99.7 | 99.7 | 99.7 | 99.7 | 99.7 | 99.7 | 99.7 | 99.7 | 99.7 | 99.7 | 99.7 | 99.7 |
| ...0 | 54.6 | 61.1 | 71.6 | 81.8 | 85.7 | 90.8 | 94.9 | 96.9 | 98.5 | 99.3 | 99.5 | 99.7 | 99.8 | 99.8 | 99.8 | 99.8 | 99.8 | 99.8 | 99.8 | 99.8 | 99.8 | 99.8 | 99.8 | 99.8 | 99.8 |
| ...0 | 54.6 | 61.1 | 71.6 | 81.8 | 85.7 | 90.8 | 94.9 | 96.9 | 98.5 | 99.4 | 99.6 | 99.7 | 99.8 | 99.8 | 99.8 | 99.8 | 99.8 | 99.8 | 99.8 | 99.8 | 99.8 | 99.8 | 99.8 | 99.8 | 100.0 |
| ...0 | 54.6 | 61.1 | 71.6 | 81.8 | 85.7 | 90.8 | 94.9 | 96.9 | 98.5 | 99.4 | 99.6 | 99.7 | 99.8 | 99.8 | 99.8 | 99.8 | 99.8 | 99.8 | 99.8 | 99.8 | 99.8 | 99.8 | 99.8 | 99.8 | 100.0 |
| ...0 | 54.6 | 61.1 | 71.6 | 81.8 | 85.7 | 90.8 | 94.9 | 96.9 | 98.5 | 99.4 | 99.6 | 99.7 | 99.8 | 99.8 | 99.8 | 99.8 | 99.8 | 99.8 | 99.8 | 99.8 | 99.8 | 99.8 | 99.8 | 99.8 | 100.0 |

TOTAL NUMBER OF OBSERVATIONS 6588

USAF ETAC ... 0-14-5 (OL A) PREVIOUS EDITIONS OF THIS FORM ARE OBSOLETE

...AL CLIMATOLOGY BRANCH
...ETEOR
...R WEATHER SERVICE/MAC

# CEILING VERSUS VISIBILITY

...  AFBOAT AIR JAPAN  76-83  ...
STATION NAME

## PERCENTAGE FREQUENCY OF OCCURRENCE
## FROM HOURLY OBSERVATIONS

...

| ... | ≥6 | 5 | 4 | 3 | 2½ | 2 | 1½ | 1 | ¾ | ½ | ¼ | 0 |
|---|---|---|---|---|---|---|---|---|---|---|---|---|
| ... | 37.5 | 29.1 | 33.3 | 35.1 | 35.7 | 35.9 | 36.1 | 36.1 | 36.1 | 36.1 | 36.1 | 36.1 | 36.1 | 36.1 | 36.1 | 36.1 |
| ... | 37.5 | 32.6 | 37.6 | 39.5 | 40.5 | 40.8 | 40.9 | 40.9 | 40.9 | 40.9 | 40.9 | 40.9 | 40.9 | 40.9 | 40.9 | 40.9 |
| ... | 38.3 | 32.6 | 37.6 | 39.6 | 40.6 | 40.8 | 40.9 | 40.9 | 40.9 | 40.9 | 40.9 | 40.9 | 40.9 | 40.9 | 40.9 | 40.9 |
| ... | 38.6 | 32.6 | 37.6 | 39.6 | 40.6 | 40.8 | 40.9 | 40.9 | 40.9 | 40.9 | 40.9 | 40.9 | 40.9 | 40.9 | 40.9 | 40.9 |
| ... | 41.3 | 33.1 | 38.3 | 40.3 | 41.4 | 41.4 | 41.6 | 41.6 | 41.6 | 41.6 | 41.6 | 41.6 | 41.6 | 41.6 | 41.6 | 41.6 |
| ... | 38.6 | 34.4 | 39.8 | 42.4 | 43.9 | 44.1 | 44.3 | 44.3 | 44.3 | 44.3 | 44.3 | 44.3 | 44.3 | 44.3 | 44.3 | 44.3 |
| ... | 38.6 | 40.9 | 47.6 | 51.4 | 53.2 | 53.9 | 54.2 | 54.6 | 54.7 | 54.7 | 54.7 | 54.7 | 54.7 | 54.7 | 54.7 | 54.7 |
| ... | 39.6 | 42.1 | 48.8 | 52.6 | 54.4 | 55.1 | 55.4 | 56.1 | 56.2 | 56.2 | 56.2 | 56.2 | 56.2 | 56.2 | 56.2 | 56.2 |
| ... | 44.1 | 46.9 | 53.4 | 57.7 | 59.6 | 60.4 | 60.7 | 61.6 | 61.7 | 61.7 | 61.7 | 61.7 | 61.7 | 61.7 | 61.7 | 61.7 |
| ... | 45.2 | 45.4 | 55.1 | 59.4 | 61.2 | 62.1 | 62.4 | 63.2 | 63.4 | 63.4 | 63.4 | 63.4 | 63.4 | 63.4 | 63.4 | 63.4 |
| ... | 46.3 | 49.4 | 56.1 | 61.4 | 62.2 | 63.1 | 63.6 | 64.5 | 64.7 | 64.7 | 64.7 | 64.7 | 64.7 | 64.7 | 64.7 | 64.7 |
| ... | 51.2 | 54.4 | 61.6 | 65.7 | 67.9 | 69.4 | 69.9 | 70.9 | 71.2 | 71.2 | 71.2 | 71.2 | 71.2 | 71.2 | 71.2 | 71.2 |
| ... | 53.2 | 57.2 | 64.9 | 69.7 | 71.7 | 73.2 | 73.7 | 74.7 | 74.9 | 74.9 | 74.9 | 74.9 | 74.9 | 74.9 | 74.9 | 74.9 |
| ... | 58.4 | 62.2 | 73.9 | 77.2 | 79.5 | 81.9 | 82.7 | 83.7 | 83.9 | 83.9 | 83.9 | 83.9 | 83.9 | 83.9 | 83.9 | 83.9 |
| ... | 60.4 | 64.9 | 74.3 | 80.4 | 83.2 | 85.7 | 86.9 | 87.9 | 88.1 | 88.2 | 88.2 | 88.2 | 88.2 | 88.2 | 88.2 | 88.2 |
| ... | 62.7 | 65.4 | 76.2 | 82.2 | 84.9 | 87.5 | 89.5 | 90.7 | 90.9 | 90.9 | 90.9 | 90.9 | 90.9 | 90.9 | 90.9 | 90.9 |
| ... | 61.1 | 65.9 | 75.9 | 82.7 | 85.5 | 88.2 | 90.3 | 91.6 | 91.7 | 91.7 | 91.7 | 91.7 | 91.7 | 91.7 | 91.7 | 91.7 |
| ... | 61.7 | 66.7 | 76.7 | 83.7 | 86.5 | 89.2 | 91.3 | 92.5 | 92.7 | 92.7 | 92.7 | 92.7 | 92.7 | 92.7 | 92.7 | 92.7 |
| ... | 61.7 | 66.7 | 76.7 | 83.7 | 86.5 | 89.2 | 91.3 | 92.5 | 92.7 | 92.7 | 92.7 | 92.7 | 92.7 | 92.7 | 92.7 | 92.7 |
| ... | 62.2 | 67.2 | 77.2 | 84.2 | 87.2 | 90.5 | 92.7 | 93.8 | 94.2 | 94.2 | 94.2 | 94.2 | 94.2 | 94.2 | 94.2 | 94.2 |
| ... | 62.2 | 67.4 | 77.5 | 85.4 | 88.4 | 91.8 | 94.2 | 95.5 | 95.7 | 95.7 | 95.7 | 95.7 | 95.7 | 95.7 | 95.7 | 95.7 |
| ... | 62.2 | 67.4 | 77.9 | 85.9 | 89.4 | 93.8 | 96.2 | 97.6 | 98.2 | 98.2 | 98.2 | 98.2 | 98.2 | 98.2 | 98.2 | 98.2 |
| ... | 62.2 | 67.4 | 77.9 | 85.9 | 89.4 | 93.8 | 96.2 | 97.8 | 98.2 | 98.2 | 98.2 | 98.2 | 98.2 | 98.2 | 98.2 | 98.2 |
| ... | 62.2 | 67.4 | 77.9 | 85.9 | 89.4 | 93.8 | 96.2 | 98.2 | 98.3 | 98.3 | 98.3 | 98.3 | 98.3 | 98.3 | 98.3 | 98.3 |
| ... | 62.2 | 67.4 | 77.9 | 85.9 | 89.4 | 94.0 | 96.3 | 98.2 | 98.5 | 98.5 | 98.5 | 98.5 | 98.5 | 98.5 | 98.5 | 98.5 |
| ... | 62.2 | 67.4 | 78.2 | 86.4 | 89.9 | 94.5 | 96.8 | 98.7 | 99.4 | 99.4 | 99.4 | 99.4 | 99.4 | 99.4 | 99.4 | 99.4 |
| ... | 62.2 | 67.4 | 78.2 | 86.4 | 89.9 | 94.5 | 96.8 | 98.7 | 99.5 | 99.5 | 99.5 | 99.5 | 99.5 | 99.5 | 99.5 | 99.5 |
| ... | 62.2 | 67.4 | 78.2 | 86.4 | 89.9 | 94.5 | 96.8 | 98.7 | 99.5 | 99.5 | 99.5 | 99.5 | 99.5 | 99.5 | 99.5 | 99.5 |
| ... | 62.2 | 67.4 | 78.2 | 86.4 | 89.9 | 94.5 | 96.8 | 98.7 | 99.5 | 99.5 | 99.5 | 99.5 | 99.5 | 99.5 | 99.5 | 99.5 |
| ... | 62.2 | 67.4 | 78.2 | 86.4 | 89.9 | 94.5 | 96.8 | 98.7 | 99.5 | 99.5 | 99.5 | 99.5 | 99.5 | 99.5 | 99.5 | 99.5 |
| ... | 62.2 | 67.4 | 78.2 | 86.4 | 89.9 | 94.5 | 96.8 | 98.7 | 99.5 | 99.5 | 99.5 | 99.5 | 99.5 | 99.5 | 99.5 | 99.5 |

TOTAL NUMBER OF OBSERVATIONS ...

...USAF ETAC ... 0-14-5 (OL-A) PREVIOUS EDITIONS OF THIS FORM ARE OBSOLETE

# CEILING VERSUS VISIBILITY

PERCENTAGE FREQUENCY OF OCCURRENCE
FROM HOURLY OBSERVATIONS

TOTAL NUMBER OF OBSERVATIONS

# CEILING VERSUS VISIBILITY

PERCENTAGE FREQUENCY OF OCCURRENCE
FROM HOURLY OBSERVATIONS

| | | | | | | | | | | | | | | | | |
|---|---|---|---|---|---|---|---|---|---|---|---|---|---|---|---|---|
| | 31.5 | 36.3 | 41.0 | 41.1 | 41.5 | 42.0 | 42.7 | 43.2 | 43.7 | 43.8 | 43.7 | 43.6 | 43.6 | 43.6 | 43.6 | |
| | 33.2 | 38.7 | 42.3 | 43.8 | 44.5 | 45.3 | 45.4 | 45.5 | 45.9 | 46.1 | 46.3 | 46.1 | 46.1 | 46.1 | 46.1 | |
| | 33.2 | 38.7 | 42.3 | 43.8 | 44.5 | 45.4 | 45.6 | 45.9 | 46.2 | 46.3 | 46.3 | 46.3 | 46.3 | 46.3 | 46.3 | |
| | 33.2 | 38.7 | 42.3 | 43.8 | 44.5 | 45.4 | 45.6 | 45.9 | 46.2 | 46.3 | 46.3 | 46.3 | 46.3 | 46.3 | 46.3 | |
| | 33.2 | 38.7 | 42.4 | 43.7 | 44.6 | 45.6 | 45.7 | 46.0 | 46.1 | 46.1 | 46.1 | 46.1 | 46.4 | 46.4 | 46.4 | |
| | 35.6 | 41.8 | 45.9 | 47.2 | 48.5 | 50.1 | 50.1 | 50.5 | 50.6 | 50.8 | 50.8 | 50.8 | 50.8 | 50.8 | 50.8 | |
| | 39.2 | 44.7 | 50.0 | 52.0 | 53.6 | 54.9 | 55.3 | 55.7 | 55.9 | 55.9 | 55.9 | 56.1 | 56.1 | 56.1 | 56.1 | |
| | 38.6 | 43.2 | 50.5 | 52.5 | 54.1 | 55.5 | 55.8 | 56.2 | 56.4 | 56.4 | 56.4 | 56.4 | 56.7 | 56.7 | 56.7 | |
| | 43.2 | 47.9 | 53.4 | 55.7 | 57.7 | 59.1 | 59.5 | 59.9 | 60.2 | 60.2 | 60.2 | 60.2 | 60.2 | 60.2 | 60.2 | |
| | 41.4 | 46.5 | 54.0 | 56.2 | 58.3 | 59.7 | 60.2 | 60.6 | 60.6 | 60.8 | 60.8 | 60.8 | 60.8 | 60.8 | 60.8 | |
| | 42.2 | 49.9 | 58.6 | 57.2 | 59.9 | 61.3 | 61.7 | 62.1 | 62.3 | 62.3 | 62.3 | 62.3 | 62.3 | 62.3 | 62.3 | |
| | 46.2 | 54.4 | 61.7 | 63.2 | 65.3 | 66.9 | 67.4 | 67.9 | 68.2 | 68.2 | 68.2 | 68.2 | 68.2 | 68.2 | 68.2 | |
| | 50.6 | 60.1 | 68.9 | 69.8 | 71.7 | 73.4 | 73.8 | 74.3 | 74.4 | 74.4 | 74.4 | 74.4 | 74.5 | 74.5 | 74.5 | |
| | 53.0 | 65.2 | 72.7 | 75.7 | 78.5 | 80.3 | 81.1 | 81.5 | 81.7 | 81.7 | 81.7 | 81.7 | 81.9 | 81.9 | 81.9 | |
| | 57.6 | 68.5 | 76.8 | 79.9 | 82.1 | 85.2 | 85.9 | 86.7 | 86.9 | 86.8 | 86.8 | 86.8 | 87.0 | 87.0 | 87.0 | |
| | 59.3 | 70.2 | 79.2 | 82.6 | 85.9 | 88.1 | 88.8 | 89.6 | 89.7 | 89.7 | 89.7 | 89.7 | 90.2 | 90.2 | 90.2 | |
| | 59.7 | 71.0 | 81.4 | 83.9 | 87.1 | 89.4 | 90.3 | 91.1 | 91.2 | 91.2 | 91.2 | 91.2 | 91.5 | 91.5 | 91.5 | |
| | 60.3 | 71.8 | 81.7 | 85.3 | 88.9 | 91.4 | 92.3 | 93.1 | 93.2 | 93.2 | 93.2 | 93.2 | 93.5 | 93.5 | 93.5 | |
| | 60.3 | 71.6 | 81.7 | 85.4 | 89.0 | 91.5 | 92.4 | 93.2 | 93.3 | 93.3 | 93.3 | 93.3 | 93.6 | 93.6 | 93.6 | |
| | 60.3 | 71.7 | 81.8 | 85.5 | 89.4 | 91.8 | 92.8 | 93.7 | 93.8 | 93.8 | 93.8 | 93.8 | 94.1 | 94.1 | 94.1 | |
| | 60.3 | 71.7 | 81.9 | 85.9 | 89.9 | 93.1 | 94.4 | 95.4 | 95.8 | 95.8 | 95.8 | 95.8 | 96.2 | 96.2 | 96.2 | |
| | 60.3 | 71.8 | 82.4 | 86.6 | 91.7 | 94.6 | 96.3 | 97.4 | 97.6 | 98.1 | 98.1 | 98.1 | 98.4 | 98.4 | 98.4 | |
| | 60.4 | 71.8 | 82.4 | 86.6 | 91.0 | 94.6 | 96.3 | 97.4 | 97.9 | 98.1 | 98.1 | 98.4 | 98.4 | 98.4 | 98.4 | |
| | 60.4 | 71.8 | 82.4 | 86.6 | 91.0 | 94.6 | 96.3 | 97.5 | 97.9 | 98.2 | 98.5 | 98.9 | 98.9 | 98.9 | 99.1 | |
| | 60.4 | 71.8 | 82.4 | 86.6 | 91.1 | 94.7 | 96.5 | 98.0 | 98.4 | 98.9 | 99.1 | 99.4 | 99.4 | 99.4 | 99.6 | |
| | 60.4 | 71.8 | 82.4 | 86.6 | 91.1 | 94.7 | 96.5 | 98.0 | 98.5 | 99.1 | 99.2 | 99.5 | 99.5 | 99.5 | 99.6 | |
| | 60.4 | 71.8 | 82.4 | 86.6 | 91.1 | 94.7 | 96.6 | 98.1 | 98.6 | 99.2 | 99.3 | 99.6 | 99.6 | 99.6 | 99.7 | |
| | 60.4 | 71.8 | 82.4 | 86.6 | 91.1 | 94.7 | 96.6 | 98.1 | 98.6 | 99.2 | 99.3 | 99.6 | 99.6 | 99.6 | 99.7 | |
| | 60.4 | 71.8 | 82.4 | 86.6 | 91.1 | 94.7 | 96.6 | 98.1 | 98.6 | 99.2 | 99.3 | 99.6 | 99.6 | 99.6 | 99.7 | |
| | 60.4 | 71.8 | 82.4 | 86.6 | 91.1 | 94.7 | 96.6 | 98.1 | 98.6 | 99.2 | 99.3 | 99.6 | 99.6 | 99.6 | 99.7 | |
| | 60.4 | 71.8 | 82.4 | 86.6 | 91.1 | 94.7 | 96.6 | 98.1 | 98.6 | 99.2 | 99.3 | 99.6 | 99.6 | 99.6 | 99.7 | |
| | 60.4 | 71.8 | 82.4 | 86.6 | 91.1 | 94.7 | 96.6 | 98.1 | 98.6 | 99.2 | 99.3 | 99.6 | 99.6 | 99.6 | 99.7 | |

TOTAL NUMBER OF OBSERVATIONS _____

0-14-5 (OL A) PREVIOUS EDITIONS OF THIS FORM ARE OBSOLETE

# CEILING VERSUS VISIBILITY

PERCENTAGE FREQUENCY OF OCCURRENCE
FROM HOURLY OBSERVATIONS

| | | | | | | | | | | | | | | | | |
|---|---|---|---|---|---|---|---|---|---|---|---|---|---|---|---|---|
| | | | | | | | | | | | | | | | | |
| | | | | | | | | | | | | | | | | |
| | | | | | | | | | | | | | | | | |

# CEILING VERSUS VISIBILITY

PERCENTAGE FREQUENCY OF OCCURRENCE
FROM HOURLY OBSERVATIONS

TOTAL NUMBER OF OBSERVATIONS

# CEILING VERSUS VISIBILITY

ATSUGI NAF JAPAN

PERCENTAGE FREQUENCY OF OCCURRENCE
FROM HOURLY OBSERVATIONS

TOTAL NUMBER OF OBSERVATIONS

USAF ETAC FORM 0-14-5 (OL A) PREVIOUS EDITIONS OF THIS FORM ARE OBSOLETE

# CEILING VERSUS VISIBILITY

PERCENTAGE FREQUENCY OF OCCURRENCE
FROM HOURLY OBSERVATIONS

TOTAL NUMBER OF OBSERVATIONS _____

# CEILING VERSUS VISIBILITY

PERCENTAGE FREQUENCY OF OCCURRENCE
FROM HOURLY OBSERVATIONS

TOTAL NUMBER OF OBSERVATIONS _____

# DAILY TEMPERATURES

[illegible] SERVICE/MAC
[illegible] ATSUGI NAS JAPAN 74-83
STATION NAME YEARS

CUMULATIVE PERCENTAGE FREQUENCY OF OCCURRENCE
FROM DAILY OBSERVATIONS

| [illegible] | JAN | FEB | MAR | APR | MAY | JUN | JUL | AUG | SEP | OCT | NOV | DEC | ANN |
|---|---|---|---|---|---|---|---|---|---|---|---|---|---|
| 95 | | | | | | | 1.6 | 2.0 | | | | | . |
| 90 | | | | | | 1.3 | 11.5 | 25.5 | 5.2 | .3 | | | . |
| 85 | | | | | .7 | 6.7 | 43.1 | 62.4 | 25.2 | .6 | | | [illegible] |
| 80 | | | | | 11.4 | 36.3 | 68.4 | 86.3 | 49.7 | 7.1 | .7 | | [illegible] |
| 75 | | | .3 | 6.4 | 42.2 | 73.7 | 86.8 | 96.1 | 75.[illegible] | 32.4 | 4.7 | | [illegible] |
| 70 | | | 1.6 | 23.2 | 73.5 | 90.9 | 96.1 | 100.0 | 89.3 | 56.9 | 14.7 | 1.[illegible] | [illegible] |
| 60 | .7 | 1.4 | 8.8 | 46.5 | 91.5 | 97.6 | 99.3 | | 97.[illegible] | 82.9 | 37.3 | 4.[illegible] | [illegible] |
| 50 | 3.1 | 9.4 | 25.4 | 77.8 | 97.7 | 99.7 | 100.0 | | 99.7 | 96.4 | 63.7 | 17.1 | [illegible] |
| 40 | 16.8 | 28.6 | 61.5 | 90.9 | 99.3 | 100.0 | | | 100.0 | 99.7 | 87.3 | 51.2 | [illegible] |
| 30 | 48.6 | 64.5 | 79.2 | 97.0 | 100.0 | | | | | 100.0 | 96.7 | 80.9 | [illegible] |
| 20 | 72.5 | 81.4 | 95.4 | 98.7 | | | | | | | 100.0 | 96.7 | [illegible] |
| 10 | 96.2 | 96.4 | 99.3 | 100.0 | | | | | | | | 100.[illegible] | [illegible] |
| 05 | 100.0 | 100.0 | 100.0 | | | | | | | | | | [illegible] |
| MEAN | 49.2 | 49.7 | 54.9 | 64.2 | 72.7 | 77.2 | 82.3 | 85.7 | 79.1 | 7[illegible].6 | 61.5 | 54.4 | [illegible] |
| | 5.751 | 5.872 | 6.849 | 7.056 | 5.733 | 5.618 | 6.395 | 5.362 | 7.036 | 6.135 | 6.653 | 5.847 | 15.796 |
| [illegible] | 292 | 276 | 317 | 297 | 306 | 297 | 304 | 306 | 300 | 309 | 300 | 294 | [illegible] |

USAFETAC [illegible] 0-1 (OL A) PREVIOUS EDITIONS OF THIS FORM ARE OBSOLETE

3. Means and standard deviations--These tabulations are derived from available hourly observations and present the mean, standard deviation, and total number of observations for the 3-hour groups, by month and annual and again at the bottom for all hours combine. Summaries for all years combined are presented in the following three tables: DRY-BULB TEMPERATURE, WET-BULB TEMPERATURE, AND DEWPOINT TEMPERATURE.

4. Cumulative percentage frequency of occurrence of relative humidity--This summary is derived from hourly observations and presents the cumulative percentage frequency of occurrence of relative humidity by increments of 10 percent classes, plus the mean relative humidity and total number of observations presented by month and available 3-hour groups.

OPERATING LOCATION "A"
USAFETAC, ASHEVILLE NC

PSYCHROMETRIC SUMMARIES

PART 4

In this section are presented various summaries of dry and wet-bulb temperatures, dewpoints, and relative humidity. The order and manner of repsentations follows:

1. Cumulative percentage frequency of occurrence--Derived from available hourly observations and presented by month and annual for all years combined. These tabulations provide the cumulative percentage frequency to tenths, of temperature by 5-degree Fahrenheit increments, plus mean temperature, standard deviations, and total number of observations in three separate tables as follows:

4

a. Daily HIGH temperatures (for available observations)
b. Daily LOW temperatures (for available observations)
c. Daily mean temperatures (high + low temperatures divided by two)

2. Bivariate percentage frequency distribution and computations of dry-bulb versus wet-bulb temperature. This tabulation is derived from hourly observations and is presented by month and available 3-hour groups with all years combined. The following information is provided:

a. The main body of the summary consists of a bivariate percentage frequency distribution of wet-bulb depression in 17 classes spread horizontally; by 2-degree intervals of dry-bulb temperature spread vertically. Also provided for each of the dry-bulb intervals is the percentage of observations which contain both dry-bulb and wet-bulb temperatures; and dry-bulb, wet-bulb, and dewpoint temperatures separately. Total observations for these four items are also provided in two lines at the end of each table.

NOTE: A percentage frequency in this table of ".0" represents one or more occurrences amounting to less than .05 percent.

b. Statistical data for the individual elements of relative humidity, dry-bulb, wet-bulb, and dewpoint temperatures are shown in the section at the bottom left of the forms. These consist of the sum of squares ($\Sigma X^2$), sums of values ($\Sigma X$), means ($\bar{X}$), and standard deviations ($\sigma x$). The number of observations used in the computation for each element is also shown.

c. At the lower right of the form are given the mean number of hours of occurrence for six ranges of dry-bulb, wet-bulb, and dewpoint temperatures, and total number of hours possible in the period represented. Mean number of hours is shown to tenths and indicates mean number of hours per year in the annual summary, or mean number of hours per month in the tabulation by month.

Continued on Reverse

USAF CLIMATOLOGY BRANCH
USAFETAC
WEATHER SERVICE/MAC

# CEILING VERSUS VISIBILITY

[illegible] ATSUGI [illegible] JAPAN — STATION NAME — 74[illegible] — YEAR — ALL

PERCENTAGE FREQUENCY OF OCCURRENCE
FROM HOURLY OBSERVATIONS

ALL

| | | | | | | | | | | | | | | | |
|---|---|---|---|---|---|---|---|---|---|---|---|---|---|---|---|
| .0 | [illegible] | 30.4 | 32.7 | 34.5 | 34.9 | 35.4 | 35.7 | 35.9 | 35.[illegible] | 35.9 | 35.9 | 35.9 | 35.9 | 35.9 | 35.9 |
| .2 | 34.4 | 36.8 | 40.1 | 42.5 | 43.1 | 43.7 | 44.1 | 44.1 | 44.4 | 44.4 | 44.4 | 44.4 | 44.5 | 44.1 | 44.1 |
| .0 | 34.4 | 36.9 | 40.1 | 42.6 | 43.2 | 43.[illegible] | 44.2 | 44.4 | 44.4 | 44.5 | 44.5 | 44.5 | 44.5 | 44.5 | 44.5 |
| .2 | 34.5 | 36.9 | 40.2 | 42.6 | 43.2 | 43.9 | 44.2 | 44.4 | 44.5 | 44.5 | 44.5 | 44.6 | 44.6 | 44.6 | 44.6 |
| .0 | 35.3 | 37.9 | 41.3 | 43.9 | 44.5 | 45.7 | 45.5 | 45.7 | 45.[illegible] | 45.5 | 45.9 | 45.9 | 45.9 | 45.9 | 45.9 |
| .2 | 38.2 | 41.1 | 44.9 | 47.8 | 48.6 | 49.4 | 49.9 | 50.1 | 50.2 | 50.2 | 50.3 | 50.3 | 50.3 | 50.3 | 50.3 |
| .0 | 41.9 | 45.2 | 49.7 | 53.2 | 54.[illegible] | 55.1 | 55.7 | 55.9 | 56.1 | 56.1 | 56.2 | 56.2 | 56.2 | 56.2 | 56.2 |
| .2 | 42.4 | 45.7 | 50.3 | 53.8 | 54.6 | 55.2 | 56.4 | 56.7 | 56.8 | 56.8 | 56.9 | 56.9 | 56.9 | 56.9 | 56.9 |
| .0 | 45.3 | 49.0 | 54.1 | 57.1 | 59.[illegible] | 60.4 | 61.1 | 61.4 | 61.5 | 61.6 | 61.[illegible] | 61.6 | 61.6 | 61.6 | 61.6 |
| .2 | 45.6 | 49.5 | 54.7 | 58.7 | 59.9 | 61.1 | 61.8 | 62.1 | 62.2 | 62.3 | 62.3 | 62.3 | 62.3 | 62.3 | 62.4 |
| .0 | 46.6 | 50.4 | 55.7 | 59.8 | 61.[illegible] | 62.7 | 63.2 | 63.[illegible] | 63.4 | 63.4 | 63.[illegible] | 63.[illegible] | 63.[illegible] | 63.[illegible] | 63.5 |
| .2 | 46.9 | 52.9 | 58.7 | 63.1 | 64.4 | 65.7 | 66.2 | 66.5 | 67.2 | 67.1 | 67.1 | 67.1 | 67.1 | 67.1 | 67.1 |
| .0 | 51.2 | 55.5 | 61.7 | 66.6 | 68.1 | 69.5 | 70.4 | 70.[illegible] | 70.9 | 71.0 | 71.1 | 71.1 | 71.1 | 71.1 | 71.1 |
| .2 | 54.1 | 58.5 | 65.9 | 71.6 | 73.3 | 75.2 | 76.2 | 76.6 | 76.9 | 77.2 | 77.2 | 77.2 | 77.2 | 77.2 | 77.2 |
| .0 | 55.5 | 60.5 | 68.[illegible] | 74.2 | 76.1 | 78.[illegible] | 79.4 | 79.9 | 80.1 | 80.2 | [illegible] | [illegible] | [illegible] | [illegible] | [illegible] |
| .2 | 57.3 | 62.5 | 70.[illegible] | 77.3 | 79.4 | 81.6 | 83.2 | 83.8 | 84.1 | 84.2 | 84.3 | 84.3 | 84.3 | 84.3 | 84.3 |
| .0 | 58.4 | 63.9 | 72.2 | 79.7 | 81.5 | 83.9 | 85.6 | 86.2 | 86.5 | 86.7 | 86.7 | 86.7 | [illegible] | [illegible] | 86.[illegible] |
| .2 | 59.4 | 64.9 | 73.6 | 81.2 | 83.4 | 85.9 | 87.7 | 88.[illegible] | 88.7 | 88.9 | 88.9 | 89.0 | 89.0 | 89.0 | 89.0 |
| .0 | 59.4 | 65.0 | 73.6 | 81.1 | 83.5 | 86.0 | 87.8 | 88.5 | 88.9 | 89.0 | 89.1 | 89.1 | [illegible] | 89.1 | 89.[illegible] |
| .2 | 60.1 | 65.7 | 74.7 | 82.6 | 85.2 | 87.9 | 90.0 | 90.8 | 91.3 | 91.5 | 91.5 | 91.6 | 91.6 | 91.6 | 91.6 |
| .0 | 60.3 | 66.1 | 75.2 | 83.5 | 86.3 | 89.4 | 91.7 | 92.7 | 93.3 | 93.6 | 93.6 | 93.7 | 93.7 | 93.7 | 93.7 |
| .2 | 60.5 | 66.3 | 75.6 | 84.3 | 87.4 | 90.7 | 93.5 | 94.7 | 95.5 | 95.9 | 96.0 | 96.0 | 96.0 | 96.1 | 96.1 |
| .0 | 60.5 | 66.3 | 75.7 | 84.4 | 87.4 | 90.8 | 93.7 | 94.9 | 95.7 | 96.1 | 96.2 | 96.2 | 96.3 | 96.7 | 96.3 |
| .2 | 60.6 | 66.4 | 75.9 | 84.8 | 88.[illegible] | 91.5 | 94.6 | 96.2 | 97.[illegible] | 97.5 | 97.6 | 97.7 | 97.7 | 97.7 | 97.8 |
| .0 | 60.6 | 66.5 | 75.9 | 85.0 | 88.1 | 91.9 | 94.9 | 96.4 | 97.4 | 97.9 | 98.1 | 98.2 | 98.2 | 98.2 | 98.7 |
| .2 | 60.6 | 66.5 | 76.0 | 85.1 | 88.4 | 92.0 | 95.2 | 96.6 | 97.9 | 98.5 | 98.7 | 98.8 | 98.8 | 98.8 | 98.9 |
| .0 | 60.6 | 66.5 | 76.1 | 85.2 | 88.5 | 92.3 | 95.5 | 97.2 | 98.3 | 98.9 | 99.1 | 99.3 | 99.3 | 99.3 | 99.4 |
| .2 | 60.7 | 66.6 | 76.1 | 85.3 | 88.6 | 92.4 | 95.7 | 97.4 | 98.6 | 99.2 | 99.4 | 99.6 | 99.6 | 99.7 | 99.7 |
| .0 | 60.7 | 66.6 | 76.1 | 85.3 | 88.6 | 92.5 | 95.8 | 97.5 | 98.7 | 99.4 | 99.6 | 99.7 | 99.[illegible] | 99.9 | 99.9 |
| .2 | 60.7 | 66.6 | 76.1 | 85.3 | 88.7 | 92.5 | 95.8 | 97.5 | 98.7 | 99.4 | 99.6 | 99.8 | 99.9 | 99.9 | 100.0 |
| .0 | 60.7 | 66.6 | 76.1 | 85.3 | 88.7 | 92.5 | 95.8 | 97.5 | 98.7 | 99.4 | 99.6 | 99.8 | 99.9 | 99.9 | 100.0 |
| .2 | 60.7 | 66.6 | 76.1 | 85.3 | 88.7 | 92.5 | 95.8 | 97.5 | 98.7 | 99.4 | 99.6 | 99.8 | 99.9 | 99.9 | 100.0 |

TOTAL NUMBER OF OBSERVATIONS 74746

USAF ETAC 0-14-5 OL A PREVIOUS EDITIONS OF THIS FORM ARE OBSOLETE

12345678901234567890123456789012345678901234567890123456789012345678901234567890123456789012345678901234567890123456

...AL CLIMATOLOGY BRANCH
...ETAC
...WEATHER SERVICE/MAC

# CEILING VERSUS VISIBILITY

...6700 ATSUGI NAS JAPAN 74-03 ...

## PERCENTAGE FREQUENCY OF OCCURRENCE FROM HOURLY OBSERVATIONS

| | | | | | | | | | | | | | | | | | | | | | | | | |
|---|---|---|---|---|---|---|---|---|---|---|---|---|---|---|---|---|---|---|---|---|---|---|---|---|
| | 45.5 | 46.8 | 51.9 | 56.1 | 57.0 | 57.9 | 58.3 | 58.4 | 58.5 | 58.5 | 58.5 | 58.5 | 58.5 | 58.5 | 58.5 | 58.5 | 58.5 | 58.5 | 58.5 | 58.5 | 58.5 | 58.5 | 58.5 | 58.5 |
| | 45.5 | 47.2 | 54.0 | 61.2 | 62.4 | 63.6 | 64.2 | 64.3 | 64.4 | 64.4 | 64.4 | 64.4 | 64.4 | 64.4 | 64.4 | 64.4 | 64.4 | 64.4 | 64.4 | 64.4 | 64.4 | 64.4 | 64.5 | 64.5 |
| | 45.5 | 50.0 | 55.9 | 61.7 | 62.4 | 63.7 | 64.2 | 64.4 | 64.4 | 64.4 | 64.5 | 64.5 | 64.5 | 64.5 | 64.5 | 64.5 | 64.5 | 64.5 | 64.5 | 64.5 | 64.5 | 64.5 | 64.5 | 64.5 |
| | 45.6 | 50.0 | 56.0 | 61.7 | 62.5 | 63.7 | 64.3 | 64.4 | 64.5 | 64.5 | 64.5 | 64.5 | 64.6 | 64.6 | 64.6 | 64.6 | 64.6 | 64.6 | 64.6 | 64.6 | 64.6 | 64.6 | 64.6 | 64.6 |
| | 45.8 | 51.4 | 56.4 | 61.8 | 63.0 | 64.3 | 64.9 | 65.0 | 65.1 | 65.1 | 65.1 | 65.2 | 65.2 | 65.2 | 65.2 | 65.2 | 65.2 | 65.2 | 65.2 | 65.2 | 65.2 | 65.2 | 65.2 | 65.2 |
| | 47.7 | 52.5 | 58.8 | 64.7 | 66.0 | 67.4 | 68.0 | 68.1 | 68.2 | 68.2 | 68.2 | 68.3 | 68.3 | 68.3 | 68.3 | 68.3 | 68.3 | 68.3 | 68.3 | 68.3 | 68.3 | 68.3 | 68.3 | 68.3 |
| | 50.2 | 55.3 | 61.9 | 68.4 | 70.0 | 71.6 | 72.4 | 72.6 | 72.7 | 72.7 | 72.7 | 72.8 | 72.8 | 72.8 | 72.8 | 72.8 | 72.8 | 72.8 | 72.8 | 72.8 | 72.8 | 72.8 | 72.8 | 72.8 |
| | 50.5 | 55.6 | 62.3 | 68.9 | 70.5 | 72.2 | 73.0 | 73.2 | 73.3 | 73.3 | 73.3 | 73.3 | 73.4 | 73.4 | 73.4 | 73.4 | 73.4 | 73.4 | 73.4 | 73.4 | 73.4 | 73.4 | 73.4 | 73.4 |
| | 53.6 | 59.0 | 66.2 | 73.2 | 75.0 | 76.8 | 77.7 | 78.0 | 78.1 | 78.1 | 78.2 | 78.2 | 78.2 | 78.2 | 78.2 | 78.2 | 78.2 | 78.2 | 78.2 | 78.2 | 78.2 | 78.2 | 78.2 | 78.2 |
| | 54.2 | 59.7 | 66.8 | 73.9 | 75.8 | 77.6 | 78.5 | 78.9 | 79.2 | 79.3 | 79.3 | 79.3 | 79.3 | 79.3 | 79.3 | 79.3 | 79.3 | 79.3 | 79.3 | 79.3 | 79.3 | 79.3 | 79.3 | 79.3 |
| | 55.3 | 60.8 | 68.0 | 75.3 | 77.2 | 79.2 | 80.2 | 80.4 | 80.5 | 80.5 | 80.6 | 80.6 | 80.6 | 80.6 | 80.6 | 80.6 | 80.6 | 80.6 | 80.6 | 80.6 | 80.6 | 80.6 | 80.6 | 80.6 |
| | 57.6 | 63.6 | 71.3 | 78.8 | 81.0 | 83.2 | 84.3 | 84.5 | 84.6 | 84.7 | 84.7 | 84.7 | 84.7 | 84.7 | 84.7 | 84.7 | 84.7 | 84.7 | 84.7 | 84.7 | 84.7 | 84.7 | 84.7 | 84.7 |
| | 60.1 | 66.1 | 74.2 | 82.3 | 84.6 | 87.1 | 88.2 | 88.5 | 88.6 | 88.6 | 88.7 | 88.7 | 88.7 | 88.7 | 88.7 | 88.7 | 88.7 | 88.7 | 88.7 | 88.7 | 88.7 | 88.7 | 88.7 | 88.7 |
| | 61.9 | 68.2 | 76.8 | 85.7 | 88.0 | 90.3 | 92.2 | 92.5 | 92.6 | 92.7 | 92.8 | 92.8 | 92.8 | 92.8 | 92.8 | 92.8 | 92.8 | 92.8 | 92.8 | 92.8 | 92.8 | 92.8 | 92.8 | 92.8 |
| | 62.3 | 69.0 | 77.9 | 87.1 | 89.7 | 92.5 | 94.0 | 94.3 | 94.4 | 94.6 | 94.7 | 94.8 | 94.8 | 94.8 | 94.8 | 94.8 | 94.8 | 94.8 | 94.8 | 94.8 | 94.8 | 94.8 | 94.8 | 94.8 |
| | 63.2 | 69.7 | 78.8 | 88.4 | 91.1 | 93.9 | 95.6 | 95.9 | 96.1 | 96.2 | 96.3 | 96.4 | 96.4 | 96.4 | 96.4 | 96.4 | 96.4 | 96.4 | 96.4 | 96.4 | 96.4 | 96.5 | 96.5 | 96.5 |
| | 63.5 | 70.0 | 79.3 | 89.0 | 91.7 | 94.7 | 96.4 | 96.8 | 97.0 | 97.1 | 97.2 | 97.2 | 97.3 | 97.3 | 97.3 | 97.3 | 97.3 | 97.3 | 97.3 | 97.3 | 97.3 | 97.3 | 97.4 | 97.4 |
| | 63.7 | 70.2 | 79.5 | 89.4 | 92.2 | 95.3 | 97.1 | 97.4 | 97.6 | 97.8 | 98.0 | 98.0 | 98.0 | 98.0 | 98.0 | 98.0 | 98.0 | 98.0 | 98.0 | 98.0 | 98.0 | 98.0 | 98.0 | 98.0 |
| | 63.8 | 70.3 | 79.6 | 89.4 | 92.3 | 95.4 | 97.2 | 97.5 | 97.8 | 98.0 | 98.1 | 98.1 | 98.1 | 98.1 | 98.2 | 98.2 | 98.2 | 98.2 | 98.2 | 98.2 | 98.2 | 98.2 | 98.2 | 98.2 |
| | 63.9 | 70.4 | 79.8 | 89.7 | 92.6 | 95.7 | 97.5 | 98.0 | 98.3 | 98.5 | 98.6 | 98.7 | 98.7 | 98.7 | 98.7 | 98.7 | 98.7 | 98.7 | 98.7 | 98.7 | 98.7 | 98.7 | 98.7 | 98.7 |
| | 64.0 | 70.6 | 79.9 | 89.9 | 93.0 | 96.0 | 97.8 | 98.4 | 98.7 | 99.0 | 99.2 | 99.2 | 99.3 | 99.3 | 99.3 | 99.3 | 99.3 | 99.3 | 99.3 | 99.3 | 99.3 | 99.3 | 99.3 | 99.3 |
| | 64.0 | 70.6 | 80.0 | 90.1 | 93.1 | 96.3 | 98.1 | 98.7 | 99.0 | 99.3 | 99.5 | 99.5 | 99.6 | 99.6 | 99.6 | 99.6 | 99.6 | 99.6 | 99.6 | 99.6 | 99.6 | 99.6 | 99.6 | 99.6 |
| | 64.0 | 70.6 | 80.0 | 90.1 | 93.1 | 96.3 | 98.1 | 98.7 | 99.0 | 99.3 | 99.5 | 99.5 | 99.6 | 99.6 | 99.6 | 99.6 | 99.6 | 99.6 | 99.6 | 99.6 | 99.6 | 99.6 | 99.6 | 99.6 |
| | 64.0 | 70.6 | 80.0 | 90.1 | 93.1 | 96.3 | 98.2 | 98.7 | 99.1 | 99.3 | 99.6 | 99.7 | 99.7 | 99.7 | 99.7 | 99.7 | 99.7 | 99.7 | 99.7 | 99.7 | 99.7 | 99.7 | 99.7 | 99.7 |
| | 64.0 | 70.6 | 80.0 | 90.1 | 93.1 | 96.3 | 98.2 | 98.7 | 99.1 | 99.4 | 99.6 | 99.7 | 99.7 | 99.7 | 99.7 | 99.7 | 99.7 | 99.7 | 99.7 | 99.7 | 99.7 | 99.7 | 99.7 | 99.7 |
| | 64.0 | 70.6 | 80.0 | 90.1 | 93.1 | 96.3 | 98.2 | 98.7 | 99.1 | 99.4 | 99.6 | 99.7 | 99.7 | 99.7 | 99.7 | 99.7 | 99.7 | 99.7 | 99.7 | 99.7 | 99.7 | 99.7 | 99.7 | 99.7 |
| | 64.0 | 70.6 | 80.0 | 90.2 | 93.2 | 96.4 | 98.4 | 98.9 | 99.3 | 99.5 | 99.6 | 99.8 | 99.9 | 99.9 | 99.9 | 99.9 | 99.9 | 99.9 | 99.9 | 99.9 | 99.9 | 99.9 | 99.9 | 99.9 |
| | 64.0 | 70.6 | 80.0 | 90.2 | 93.2 | 96.4 | 98.4 | 98.9 | 99.3 | 99.5 | 99.6 | 99.8 | 99.9 | 99.9 | 99.9 | 99.9 | 99.9 | 99.9 | 99.9 | 99.9 | 99.9 | 99.9 | 99.9 | 99.9 |
| | 64.0 | 70.6 | 80.0 | 90.2 | 93.2 | 96.4 | 98.4 | 98.9 | 99.3 | 99.6 | 99.8 | 99.9 | 99.9 | 99.9 | 99.9 | 99.9 | 99.9 | 99.9 | 99.9 | 99.9 | 99.9 | 99.9 | 99.9 | 99.9 |
| | 64.0 | 70.6 | 80.0 | 90.2 | 93.2 | 96.4 | 98.4 | 98.9 | 99.3 | 99.6 | 99.8 | 99.9 | 99.9 | 99.9 | 99.9 | 99.9 | 99.9 | 99.9 | 99.9 | 99.9 | 99.9 | 99.9 | 99.9 | 99.9 |
| | 64.0 | 70.6 | 80.0 | 90.2 | 93.2 | 96.4 | 98.4 | 98.9 | 99.3 | 99.6 | 99.8 | 99.9 | 99.9 | 99.9 | 99.9 | 99.9 | 99.9 | 99.9 | 99.9 | 99.9 | 99.9 | 99.9 | 99.9 | 99.9 |

TOTAL NUMBER OF OBSERVATIONS ...

...AF ETAC ... 0-14-5 (OL A) PREVIOUS EDITIONS OF THIS FORM ARE OBSOLETE

NAVAL CLIMATOLOGY BRANCH
FLETAC
AIR WEATHER SERVICE/MAC

# CEILING VERSUS VISIBILITY

[illegible] MISAWI [illegible] JAPAN [illegible] 74-77 [illegible]

PERCENTAGE FREQUENCY OF OCCURRENCE
FROM HOURLY OBSERVATIONS

[illegible]

| | | | | | | | | | | | | | | | | |
|---|---|---|---|---|---|---|---|---|---|---|---|---|---|---|---|---|
| | 39.6 | 44.7 | 49.2 | 56.5 | 57.0 | 57.6 | 57.7 | 58.1 | 58.1 | 58.1 | 58.1 | 58.1 | 58.1 | [illegible] | [illegible] | 58.1 |
| | 45.7 | 45.8 | 52.0 | 58.9 | 60.4 | 61.1 | 61.2 | 61.6 | 61.6 | 61.6 | 61.6 | 61.6 | 61.6 | 61.6 | 61.6 | 61.6 |
| | 45.7 | 45.9 | 52.2 | 59.0 | 60.4 | 61.1 | 61.2 | 61.6 | 61.6 | 61.6 | 61.6 | 61.6 | 61.6 | 61.6 | 61.6 | 61.6 |
| | 45.7 | 45.8 | 52.2 | 58.9 | 60.4 | 61.1 | 61.2 | 61.6 | 61.6 | 61.6 | 61.6 | 61.6 | 61.6 | 61.6 | 61.6 | 61.6 |
| | 45.7 | 45.8 | 52.2 | 58.9 | 60.4 | 61.2 | 61.4 | 61.7 | 61.7 | 61.7 | 61.7 | 61.7 | 61.7 | 61.7 | 61.7 | 61.7 |
| | 45.8 | 46.2 | 52.2 | 58.9 | 60.4 | 65.2 | 65.4 | 65.6 | 65.6 | 65.6 | 65.6 | 65.6 | 65.6 | 65.6 | 65.6 | 65.6 |
| | 46.5 | 51.3 | 53.9 | 67.8 | 69.6 | 70.6 | 71.0 | 71.2 | 71.3 | 71.3 | 71.3 | 71.3 | 71.3 | 71.3 | 71.3 | 71.3 |
| | 46.6 | 51.3 | 56.9 | 67.8 | 70.6 | 70.6 | 71.1 | 71.5 | 71.6 | 71.6 | 71.6 | 71.6 | 71.6 | 71.6 | 71.6 | 71.6 |
| | 49.4 | 55.2 | 63.1 | 70.7 | 74.7 | 75.5 | 76.2 | 76.5 | 76.5 | 76.5 | 76.5 | 76.5 | 76.5 | 76.5 | 76.5 | 76.5 |
| | 51.2 | 56.2 | 65.1 | 74.5 | 76.6 | 77.7 | 78.4 | 78.7 | 78.7 | 78.7 | 78.7 | 78.7 | 78.7 | 78.7 | 78.7 | 78.7 |
| | 52.7 | 57.4 | 66.6 | 76.2 | 78.7 | 79.9 | 80.5 | 80.9 | 80.9 | 80.9 | 80.9 | 80.9 | 80.9 | 80.9 | 80.9 | 80.9 |
| | 56.2 | 62.9 | 71.1 | 80.9 | 83.7 | 85.1 | 85.7 | 86.1 | 86.1 | 86.1 | 86.1 | 86.1 | 86.1 | 86.1 | 86.1 | 86.1 |
| | 59.1 | 65.3 | 73.6 | 83.4 | 86.4 | 88.3 | 89.4 | 89.3 | 89.3 | 89.3 | 89.3 | 89.3 | 89.3 | 89.3 | 89.3 | 89.3 |
| | 61.4 | 68.0 | 76.2 | 86.2 | 90.4 | 92.2 | 93.2 | 93.3 | 93.3 | 93.3 | 93.3 | 93.3 | 93.3 | 93.3 | 93.3 | 93.3 |
| | 61.5 | 68.1 | 76.7 | 87.9 | 91.1 | 93.5 | 94.5 | 94.8 | 94.8 | 94.8 | 94.8 | 94.8 | 94.8 | 94.8 | 94.8 | 94.8 |
| | 62.4 | 67.1 | 77.2 | 89.2 | 93.1 | 95.6 | 96.5 | 96.8 | 96.8 | 96.8 | 96.8 | 96.8 | 96.8 | 96.8 | 96.8 | 96.8 |
| | 62.5 | 67.3 | 78.0 | 91.7 | 93.5 | 96.1 | 97.1 | 97.5 | 97.5 | 97.5 | 97.5 | 97.7 | 97.7 | 97.7 | 97.7 | 97.7 |
| | 62.6 | 69.5 | 78.4 | 91.6 | 93.8 | 96.5 | 97.3 | 97.8 | 97.8 | 97.8 | 97.8 | 97.8 | 97.8 | 97.8 | 97.8 | 97.8 |
| | 62.6 | 69.5 | 78.4 | 92.0 | 94.0 | 96.6 | 97.7 | 98.0 | 98.0 | 98.0 | 98.0 | 98.0 | 98.0 | 98.0 | 98.0 | 98.0 |
| | 63.1 | 69.6 | 78.7 | 91.4 | 94.0 | 97.5 | 98.5 | 98.8 | 98.8 | 98.8 | 98.8 | 98.8 | 98.8 | 98.8 | 98.8 | 98.8 |
| | 63.2 | 70.2 | 79.0 | 91.8 | 95.0 | 97.8 | 98.6 | 99.3 | 99.3 | 99.3 | 99.3 | 99.3 | 99.3 | 99.3 | 99.3 | 99.3 |
| | 63.3 | 70.2 | 79.0 | 91.8 | 95.0 | 97.8 | 98.8 | 99.3 | 99.3 | 99.3 | 99.3 | 99.3 | 99.3 | 99.3 | 99.3 | 99.3 |
| | 63.3 | 70.2 | 79.0 | 91.8 | 95.0 | 97.8 | 98.8 | 99.3 | 99.5 | 99.7 | 99.7 | 99.7 | 99.7 | 99.7 | 99.7 | 99.7 |
| | 63.3 | 70.2 | 79.0 | 91.8 | 95.0 | 97.8 | 98.8 | 99.3 | 99.5 | 99.7 | 99.7 | 99.7 | 99.7 | 99.7 | 99.7 | 99.7 |
| | 63.3 | 70.2 | 79.0 | 91.8 | 95.0 | 97.8 | 98.8 | 99.3 | 99.5 | 99.7 | 99.7 | 99.7 | 99.7 | 99.7 | 99.7 | 99.7 |
| | 63.3 | 70.2 | 79.0 | 91.8 | 95.1 | 98.0 | 99.0 | 99.5 | 99.7 | 99.8 | 100.0 | 100.0 | 100.0 | 100.0 | 100.0 | 100.0 |
| | 63.3 | 70.2 | 79.0 | 91.8 | 95.1 | 98.0 | 99.0 | 99.5 | 99.7 | 99.8 | 100.0 | 100.0 | 100.0 | 100.0 | 100.0 | 100.0 |
| | 63.3 | 70.2 | 79.0 | 91.8 | 95.1 | 98.0 | 99.0 | 99.5 | 99.7 | 99.8 | 100.0 | 100.0 | 100.0 | 100.0 | 100.0 | 100.0 |
| | 63.3 | 70.2 | 79.0 | 91.8 | 95.1 | 98.0 | 99.0 | 99.5 | 99.7 | 99.8 | 100.0 | 100.0 | 100.0 | 100.0 | 100.0 | 100.0 |
| | 63.3 | 70.2 | 79.0 | 91.8 | 95.1 | 98.0 | 99.0 | 99.5 | 99.7 | 99.8 | 100.0 | 100.0 | 100.0 | 100.0 | 100.0 | 100.0 |

TOTAL NUMBER OF OBSERVATIONS [illegible]

[illegible] 3-14-5 (OL-A) [illegible]

...TAL CLIMATOLOGY BRANCH
...FETAC
...WEATHER SERVICE/MAC

# CEILING VERSUS VISIBILITY

...  ATSUGI NAS JAPAN  74-77  ...

## PERCENTAGE FREQUENCY OF OCCURRENCE FROM HOURLY OBSERVATIONS

| | | | | | | | | | | | | | | | | |
|---|---|---|---|---|---|---|---|---|---|---|---|---|---|---|---|---|
| 78.7 | 44.1 | 44.6 | 51.3 | 52.4 | 54.2 | 54.3 | 54.5 | 54.5 | 54.8 | 54.9 | 54.9 | 54.9 | 54.9 | 54.9 | 54.9 | 54.9 |
| 80.6 | 47.1 | 48.3 | 55.9 | 58.4 | 61.7 | 60.6 | 61.1 | 61.1 | 61.1 | 61.2 | 61.2 | 61.2 | 61.2 | 61.2 | 61.2 | 61.2 |
| 78.7 | 47.4 | 48.4 | 57.0 | 58.5 | 60.4 | 60.7 | 61.2 | 61.2 | 61.2 | 61.3 | 61.3 | 61.3 | 61.3 | 61.3 | 61.3 | 61.3 |
| 80.2 | 47.4 | 48.5 | 57.1 | 58.6 | 60.6 | 60.6 | 61.3 | 61.3 | 61.3 | 61.4 | 61.5 | 61.5 | 61.5 | 61.5 | 61.5 | 61.5 |
| 79.1 | 47.1 | 48.9 | 58.0 | 59.5 | 61.5 | 61.7 | 62.2 | 62.2 | 62.2 | 62.4 | 62.4 | 62.4 | 62.4 | 62.4 | 62.4 | 62.4 |
| 81.4 | 48.7 | 51.7 | 61.2 | 62.7 | 64.9 | 65.4 | 65.3 | 65.3 | 65.3 | 65.3 | 66.1 | 66.1 | 66.1 | 66.1 | 66.1 | 66.1 |
| 83.9 | 49.8 | 55.1 | 65.4 | 67.6 | 70.3 | 70.9 | 71.4 | 71.4 | 71.4 | 71.6 | 71.6 | 71.6 | 71.6 | 71.6 | 71.6 | 71.6 |
| 84.5 | 49.4 | 55.7 | 66.3 | 68.5 | 71.2 | 71.8 | 72.3 | 72.3 | 72.3 | 72.3 | 72.5 | 72.5 | 72.5 | 72.5 | 72.5 | 72.5 |
| 87.6 | 52.9 | 59.5 | 70.9 | 73.5 | 76.3 | 77.2 | 77.5 | 77.5 | 77.5 | 77.5 | 77.6 | 77.6 | 77.6 | 77.6 | 77.6 | 77.6 |
| 87.9 | 53.1 | 59.6 | 71.3 | 74.0 | 76.7 | 77.5 | 78.0 | 78.0 | 78.0 | 78.1 | 78.1 | 78.1 | 78.1 | 78.1 | 78.1 | 78.1 |
| 88.7 | 53.9 | 60.6 | 72.3 | 75.2 | 78.0 | 78.9 | 79.4 | 79.4 | 79.4 | 79.5 | 79.5 | 79.5 | 79.5 | 79.5 | 79.5 | 79.5 |
| 88.4 | 54.2 | 63.1 | 75.3 | 78.6 | 81.7 | 82.6 | 83.1 | 83.1 | 83.1 | 83.2 | 83.2 | 83.2 | 83.2 | 83.2 | 83.2 | 83.2 |
| 89.5 | 58.4 | 66.1 | 79.6 | 82.1 | 85.2 | 86.4 | 86.9 | 86.9 | 86.9 | 87.1 | 87.1 | 87.1 | 87.1 | 87.1 | 87.1 | 87.1 |
| 89.4 | 57.4 | 69.1 | 82.5 | 86.3 | 90.4 | 91.4 | 91.9 | 91.9 | 91.9 | 92.1 | 92.1 | 92.1 | 92.1 | 92.1 | 92.1 | 92.1 |
| 84.7 | 60.7 | 69.4 | 83.4 | 87.2 | 91.4 | 92.4 | 93.0 | 93.0 | 93.0 | 93.1 | 93.1 | 93.1 | 93.1 | 93.1 | 93.1 | 93.1 |
| 84.9 | 60.9 | 69.9 | 84.4 | 88.7 | 93.1 | 94.4 | 94.9 | 94.9 | 94.9 | 95.0 | 95.0 | 95.0 | 95.0 | 95.0 | 95.0 | 95.0 |
| 85.4 | 61.5 | 70.6 | 85.5 | 89.9 | 94.2 | 95.5 | 96.0 | 96.0 | 96.0 | 96.2 | 96.2 | 96.2 | 96.2 | 96.2 | 96.2 | 96.2 |
| 85.4 | 61.4 | 71.2 | 85.9 | 90.7 | 95.2 | 96.3 | 96.8 | 96.8 | 96.8 | 96.9 | 96.9 | 96.9 | 96.9 | 96.9 | 96.9 | 96.9 |
| 85.3 | 61.8 | 71.2 | 85.9 | 90.7 | 95.2 | 96.3 | 96.8 | 96.8 | 96.8 | 96.9 | 96.9 | 96.9 | 96.9 | 96.9 | 96.9 | 96.9 |
| 86.0 | 62.1 | 71.4 | 86.6 | 91.4 | 95.8 | 97.1 | 97.6 | 97.6 | 97.6 | 97.7 | 97.7 | 97.7 | 97.7 | 97.7 | 97.7 | 97.7 |
| 86.1 | 62.2 | 71.6 | 86.7 | 91.5 | 95.9 | 97.3 | 97.8 | 97.8 | 97.8 | 98.3 | 98.3 | 98.3 | 98.3 | 98.3 | 98.3 | 98.3 |
| 86.1 | 62.2 | 71.6 | 86.9 | 91.9 | 96.3 | 97.8 | 98.3 | 98.3 | 98.3 | 98.5 | 98.5 | 98.5 | 98.5 | 98.5 | 98.5 | 98.5 |
| 86.1 | 62.2 | 71.6 | 86.9 | 91.9 | 96.3 | 97.8 | 98.3 | 98.3 | 98.3 | 98.5 | 98.5 | 98.5 | 98.5 | 98.5 | 98.5 | 98.5 |
| 86.1 | 62.2 | 71.6 | 86.9 | 91.9 | 96.4 | 98.2 | 98.8 | 98.8 | 98.8 | 99.4 | 99.4 | 99.4 | 99.4 | 99.4 | 99.4 | 99.4 |
| 86.1 | 62.2 | 71.6 | 86.9 | 91.9 | 96.4 | 98.2 | 98.8 | 98.8 | 98.8 | 99.4 | 99.4 | 99.4 | 99.4 | 99.4 | 99.4 | 99.4 |
| 86.1 | 62.2 | 71.6 | 86.9 | 91.9 | 96.4 | 98.2 | 98.8 | 98.8 | 98.8 | 99.4 | 99.4 | 99.4 | 99.4 | 99.4 | 99.4 | 99.4 |
| 86.1 | 62.2 | 71.6 | 87.1 | 92.2 | 96.8 | 98.6 | 99.2 | 99.2 | 99.2 | 99.7 | 99.7 | 99.7 | 99.7 | 99.7 | 99.7 | 99.7 |
| 86.1 | 62.2 | 71.6 | 87.1 | 92.2 | 96.8 | 98.6 | 99.2 | 99.2 | 99.2 | 99.7 | 99.7 | 99.7 | 99.7 | 99.7 | 99.7 | 99.7 |
| 86.1 | 62.2 | 71.6 | 87.1 | 92.2 | 96.8 | 98.6 | 99.2 | 99.5 | 99.5 | 99.5 | 100.0 | 100.0 | 100.0 | 100.0 | 100.0 | 100.0 |
| 86.1 | 62.2 | 71.6 | 87.1 | 92.2 | 96.8 | 98.6 | 99.2 | 99.5 | 99.5 | 99.5 | 100.0 | 100.0 | 100.0 | 100.0 | 100.0 | 100.0 |
| 86.1 | 62.2 | 71.6 | 87.1 | 92.2 | 96.8 | 98.6 | 99.2 | 99.5 | 99.5 | 99.5 | 100.0 | 100.0 | 100.0 | 100.0 | 100.0 | 100.0 |
| 86.1 | 62.2 | 71.6 | 87.1 | 92.2 | 96.8 | 98.6 | 99.2 | 99.5 | 99.5 | 99.5 | 100.0 | 100.0 | 100.0 | 100.0 | 100.0 | 100.0 |

TOTAL NUMBER OF OBSERVATIONS 78...

USAF ETAC ... 0-14-5 (OL A) PREVIOUS EDITIONS OF THIS FORM ARE OBSOLETE

# CEILING VERSUS VISIBILITY

PERCENTAGE FREQUENCY OF OCCURRENCE
FROM HOURLY OBSERVATIONS

TOTAL NUMBER OF OBSERVATIONS

0-14-5 (OL A) PREVIOUS EDITIONS OF THIS FORM ARE OBSOLETE

...AL CLIMATOLOGY ...A...H
...FLTAC
...WEATHER SERVICE /MAC

# CEILING VERSUS VISIBILITY

...TION ATS ...AL JAPAN 74-83 ... 2nd

PERCENTAGE FREQUENCY OF OCCURRENCE
FROM HOURLY OBSERVATIONS

1...-14...

TOTAL NUMBER OF OBSERVATIONS ...

...SAF FORM ... 0-14-5 /OL A PREVIOUS EDITIONS OF THIS FORM ARE OBSOLETE

# CEILING VERSUS VISIBILITY

PERCENTAGE FREQUENCY OF OCCURRENCE
FROM HOURLY OBSERVATIONS

TOTAL NUMBER OF OBSERVATIONS _____

# CEILING VERSUS VISIBILITY

PERCENTAGE FREQUENCY OF OCCURRENCE
FROM HOURLY OBSERVATIONS

| | | | | | | | | | | | | | | | | | | | | | | | |
|---|---|---|---|---|---|---|---|---|---|---|---|---|---|---|---|---|---|---|---|---|---|---|---|
| | | | | | | | | | | | | | | | | | | | | | | | |
| | | | | | | | | | | | | | | | | | | | | | | | |
| | | | | | | | | | | | | | | | | | | | | | | | |

GLOBAL CLIMATOLOGY BRANCH
USAFETAC
AIR WEATHER SERVICE/MAC

# CEILING VERSUS VISIBILIT

[illegible] AIZAWL, INDIA (AFA) 74-83

## PERCENTAGE FREQUENCY OF OCCURRENCE
## FROM HOURLY OBSERVATIONS

[illegible] STATUTE MILES

| | | | | | | | | | | | | | | | |
|---|---|---|---|---|---|---|---|---|---|---|---|---|---|---|---|
| [illegible] | 54.7 | 57.5 | 58.5 | 58.9 | 59.1 | 59.2 | 59.2 | 59.2 | 59.2 | 59.2 | 59.2 | 59.2 | 59.2 | 59.2 | 59. |
| 56.6 | 56.2 | 59.4 | 60.2 | 60.6 | 61.2 | 61.3 | 61.3 | 61.3 | 61.3 | 61.3 | 61.3 | 61.3 | 61.3 | 61.3 | 61. |
| [illegible] | 56.2 | 59.4 | 60.2 | 60.6 | 61.2 | 61.3 | 61.3 | 61.3 | 61.3 | 61.3 | 61.3 | 61.3 | 61.3 | 61.3 | 61. |
| 56.6 | 56.2 | 59.4 | 60.2 | 60.6 | 61.2 | 61.3 | 61.3 | 61.3 | 61.3 | 61.3 | 61.3 | 61.3 | 61.3 | 61.3 | 61. |
| 56.6 | 56.2 | 59.4 | 60.2 | 60.6 | 61.2 | 61.3 | 61.3 | 61.3 | 61.3 | 61.3 | 61.3 | 61.3 | 61.3 | 61.3 | 61. |
| 56.4 | 61.2 | 63.5 | 64.3 | 65.1 | 65.2 | 65.5 | 65.6 | 65.6 | 65.6 | 65.6 | 65.6 | 65.6 | 65.6 | 65.6 | 65. |
| 62.1 | 66.2 | 70.1 | 71.1 | 72.0 | 72.4 | 72.8 | 73.3 | 73.3 | 73.3 | 73.3 | 73.3 | 73.3 | 73.3 | 73.3 | 73. |
| 62.7 | 66.5 | 70.6 | 71.7 | 72.7 | 73.2 | 73.5 | 73.9 | 73.9 | 73.9 | 73.9 | 73.9 | 73.9 | 73.9 | 73.9 | 73. |
| 56.2 | 72.5 | 77.4 | 78.7 | 79.9 | 80.3 | 80.7 | 81.2 | 81.2 | 81.2 | 81.2 | 81.2 | 1.2 | 1.2 | 1.2 | 81. |
| 69.1 | 73.3 | 78.2 | 79.5 | 80.7 | 81.2 | 81.5 | 82.0 | 82.2 | 82.2 | 82.2 | 82.2 | 82.2 | 82.2 | 82.2 | 82. |
| 70.3 | 74.6 | 79.5 | 80.7 | 82.0 | 82.3 | 82.8 | 83.3 | 83.5 | 83.5 | 83.5 | 83.5 | 83.5 | 83.5 | 83.5 | 83. |
| 73.2 | 77.6 | 82.1 | 84.5 | 85.9 | 86.3 | 86.7 | 87.2 | 87.2 | 87.2 | 87.2 | 87.2 | 87.2 | 87.2 | 87.2 | 87. |
| 76.3 | 81.6 | 86.3 | 87.9 | 89.3 | 89.6 | 90.2 | 90.7 | 90.7 | 90.7 | 90.7 | 90.7 | 90.7 | 90.7 | 90.7 | 90. |
| 76.5 | 82.6 | 87.3 | 91.5 | 92.9 | 93.2 | 94.2 | 94.6 | 94.6 | 94.6 | 94.6 | 94.6 | 94.6 | 94.6 | 94.6 | 94. |
| 76.4 | 82.6 | 90.2 | 92.6 | 94.0 | 94.3 | 95.7 | 96.2 | 96.4 | 96.4 | 96.5 | 96.5 | 96.5 | 96.5 | 96.5 | 96. |
| 78.6 | 84.3 | 90.8 | 93.5 | 95.1 | 95.4 | 96.8 | 97.3 | 97.3 | 97.5 | 97.6 | 97.6 | 97.6 | 97.6 | 97.6 | 97. |
| 79.0 | 84.2 | 91.0 | 93.8 | 95.4 | 95.9 | 97.3 | 97.8 | 97.8 | 97.9 | 98.1 | 98.1 | 98.1 | 98.1 | 98.1 | 98. |
| 79.1 | 84.4 | 91.2 | 94.0 | 95.7 | 96.4 | 97.8 | 98.3 | 98.3 | 98.4 | 98.6 | 98.6 | 98.6 | 98.6 | 98.6 | 98. |
| 79.3 | 84.5 | 91.6 | 94.3 | 96.1 | 96.7 | 98.1 | 98.6 | 98.6 | 98.7 | 98.9 | 98.9 | 98.9 | 98.9 | 98.9 | 98. |
| 79.3 | 84.6 | 91.8 | 94.6 | 96.4 | 97.0 | 98.4 | 98.9 | 99.1 | 99.2 | 99.4 | 99.4 | 99.4 | 99.4 | 99.4 | 99. |
| 79.6 | 85.0 | 92.1 | 94.9 | 96.7 | 97.5 | 98.9 | 99.4 | 99.5 | 99.7 | 99.8 | 99.8 | 99.8 | 99.8 | 99.8 | 99. |
| 79.6 | 85.0 | 92.1 | 95.1 | 96.6 | 97.6 | 99.1 | 99.5 | 99.7 | 99.8 | [illegible] | [illegible] | [illegible] | [illegible] | [illegible] | [illegible] |
| 79.6 | 85.0 | 92.1 | 95.1 | 96.8 | 97.6 | 99.1 | 99.5 | 99.7 | 99.8 | [illegible] | [illegible] | [illegible] | [illegible] | [illegible] | [illegible] |
| 79.6 | 85.0 | 92.1 | 95.1 | 96.8 | 97.6 | 99.1 | 99.5 | 99.7 | 99.8 | [illegible] | [illegible] | [illegible] | [illegible] | [illegible] | [illegible] |
| 79.6 | 85.0 | 92.1 | 95.1 | 96.8 | 97.6 | 99.1 | 99.5 | 99.7 | 99.8 | [illegible] | [illegible] | [illegible] | [illegible] | [illegible] | [illegible] |
| 79.6 | 85.0 | 92.1 | 95.1 | 96.8 | 97.6 | 99.1 | 99.5 | 99.7 | 99.8 | [illegible] | [illegible] | [illegible] | [illegible] | [illegible] | [illegible] |
| 79.6 | 85.0 | 92.1 | 95.1 | 96.8 | 97.6 | 99.1 | 99.5 | 99.7 | 99.8 | [illegible] | [illegible] | [illegible] | [illegible] | [illegible] | [illegible] |
| 79.6 | 85.0 | 92.1 | 95.1 | 96.8 | 97.6 | 99.1 | 99.5 | 99.7 | 99.8 | [illegible] | [illegible] | [illegible] | [illegible] | [illegible] | [illegible] |
| 79.6 | 85.0 | 92.1 | 95.1 | 96.8 | 97.6 | 99.1 | 99.5 | 99.7 | 99.8 | [illegible] | [illegible] | [illegible] | [illegible] | [illegible] | [illegible] |
| 79.6 | 85.0 | 92.1 | 95.1 | 96.8 | 97.6 | 99.1 | 99.5 | 99.7 | 99.8 | [illegible] | [illegible] | [illegible] | [illegible] | [illegible] | [illegible] |

TOTAL NUMBER OF OBSERVATIONS [illegible]

USAF ETAC [illegible] 0-14-5 (OL A) PREVIOUS EDITIONS OF THIS FORM ARE OBSOLETE

# CEILING VERSUS VISIBILIT

ATSUGI NAS JAPAN

PERCENTAGE FREQUENCY OF OCCURRENCE
FROM HOURLY OBSERVATIONS

| | | | | | | | | | | | | | | | | | | | | | | | |
|---|---|---|---|---|---|---|---|---|---|---|---|---|---|---|---|---|---|---|---|---|---|---|---|
| | 26 | 25 | 24 | | | | | | | | | | | | | | | | | | | | |
| | 46.7 | 44.7 | 56.9 | [illegible] | | | | | | | | | | | | | | | | | | | |
| | 49.4 | 51.2 | 58.6 | 61.6 | 63.2 | 63.2 | 63.6 | 63.8 | 63.8 | 63.8 | 63.8 | 63.8 | 63.8 | 63.8 | 63.8 | 63.8 | 63.8 | 63.8 | 63.8 | 63.8 | 63.8 | 63.8 | 63 |
| | 49.2 | 51.2 | 58.6 | 61.6 | 63.2 | 63.2 | 63.6 | 63.8 | 63.8 | 63.8 | 63.8 | 63.8 | 63.8 | 63.8 | 63.8 | 63.8 | 63.8 | 63.8 | 63.8 | 63.8 | 63.8 | 63.8 | 63 |
| | 49.2 | 51.2 | 58.6 | 61.6 | 63.2 | 63.2 | 63.6 | 63.8 | 63.8 | 63.8 | 63.8 | 63.8 | 63.8 | 63.8 | 63.8 | 63.8 | 63.8 | 63.8 | 63.8 | 63.8 | 63.8 | 63.8 | 63 |
| | 49.1 | 51.4 | 58.8 | 61.8 | 63.4 | 63.4 | 63.8 | 63.8 | 63.8 | 63.8 | 63.8 | 63.8 | 63.8 | 63.8 | 63.8 | 63.8 | 63.8 | 63.8 | 63.8 | 63.8 | 63.8 | 63.8 | 63 |
| | 70.9 | 63.7 | 71.1 | 75.1 | 77.7 | 77.7 | 78.2 | 78.2 | 78.2 | 78.2 | 78.2 | 78.2 | 78.2 | 78.2 | 78.2 | 78.2 | 78.2 | 78.2 | 78.2 | 78.2 | 78.2 | 78.2 | 78 |
| | 70.1 | 67.2 | 74.3 | 78.5 | 79.1 | 79.1 | 79.5 | 79.5 | 79.5 | 79.5 | 79.5 | 79.5 | 79.5 | 79.5 | 79.5 | 79.5 | 79.5 | 79.5 | 79.5 | 79.5 | 79.5 | 79.5 | 79 |
| | 67.6 | 67.6 | 76.7 | 79.2 | 79.4 | 79.4 | 79.7 | 79.7 | 79.7 | 79.7 | 79.7 | 79.7 | 79.7 | 79.7 | 79.7 | 79.7 | 79.7 | 79.7 | 79.7 | 79.7 | 79.7 | 79.7 | 79 |
| | 62.8 | 66.0 | 74.4 | 78.7 | 79.3 | 79.3 | 79.7 | 79.9 | 79.9 | 79.9 | 79.9 | 79.9 | 79.9 | 79.9 | 79.9 | 79.9 | 79.9 | 79.9 | 79.9 | 79.9 | 79.9 | 79.9 | 79 |
| | 63.4 | 66.6 | 75.1 | 78.5 | 80.4 | 80.1 | 80.5 | 80.6 | 80.6 | 80.6 | 80.6 | 80.6 | 80.6 | 80.6 | 80.6 | 80.6 | 80.6 | 80.6 | 80.6 | 80.6 | 80.6 | 80.6 | 80 |
| | 63.8 | 69.3 | 77.6 | 80.8 | 82.0 | 82.0 | 83.1 | 83.1 | 83.1 | 83.1 | 83.1 | 83.1 | 83.1 | 83.1 | 83.1 | 83.1 | 83.1 | 83.1 | 83.1 | 83.1 | 83.1 | 83.1 | 83 |
| | 66.9 | 72.7 | 81.0 | 84.5 | 87.3 | 87.3 | 87.9 | 87.9 | 87.9 | 87.9 | 87.9 | 87.9 | 87.9 | 87.9 | 87.9 | 87.9 | 87.9 | 87.9 | 87.9 | 87.9 | 87.9 | 87.9 | 87 |
| | 70.6 | 74.4 | 83.5 | 87.4 | 89.2 | 89.2 | 90.3 | 90.3 | 90.3 | 90.3 | 90.3 | 90.3 | 90.3 | 90.3 | 90.3 | 90.3 | 90.3 | 90.3 | 90.3 | 90.3 | 90.3 | 90.3 | 90 |
| | 72.1 | 75.9 | 85.2 | 88.9 | 91.5 | 92.4 | 93.4 | 93.4 | 93.4 | 93.4 | 93.4 | 93.4 | 93.4 | 93.4 | 93.4 | 93.4 | 93.4 | 93.4 | 93.4 | 93.4 | 93.4 | 93.4 | 93 |
| | 72.7 | 76.5 | 85.6 | 91.7 | 92.6 | 93.4 | 94.7 | 94.7 | 94.7 | 94.7 | 94.7 | 94.7 | 94.7 | 94.7 | 94.7 | 94.7 | 94.7 | 94.7 | 94.7 | 94.7 | 94.7 | 94.7 | 94 |
| | 72.8 | 76.7 | 86.2 | 91.9 | 93.4 | 93.9 | 95.1 | 95.8 | 95.8 | 95.8 | 95.8 | 95.8 | 95.8 | 95.8 | 95.8 | 95.8 | 95.8 | 95.8 | 95.8 | 95.8 | 95.8 | 95.8 | 95 |
| | 72.9 | 77.2 | 86.3 | 92.5 | 93.9 | 94.7 | 96.0 | 96.5 | 96.6 | 96.6 | 96.6 | 96.6 | 96.6 | 96.6 | 96.6 | 96.6 | 96.6 | 96.6 | 96.6 | 96.6 | 96.6 | 96.6 | 96 |
| | 73.8 | 78.0 | 87.3 | 93.5 | 95.1 | 96.0 | 97.4 | 97.5 | 97.5 | 97.5 | 97.5 | 97.5 | 97.5 | 97.5 | 97.5 | 97.5 | 97.5 | 97.5 | 97.5 | 97.5 | 97.5 | 97.5 | 97 |
| | 74.0 | 78.2 | 87.5 | 93.9 | 95.6 | 96.6 | 98.5 | 98.5 | 98.5 | 98.5 | 98.5 | 98.5 | 98.5 | 98.5 | 98.5 | 98.5 | 98.5 | 98.5 | 98.5 | 98.5 | 98.5 | 98.5 | 98 |
| | 74.2 | 78.4 | 87.7 | 94.1 | 95.8 | 97.0 | 98.9 | 99.1 | 99.1 | 99.1 | 99.1 | 99.1 | 99.1 | 99.1 | 99.1 | 99.1 | 99.1 | 99.1 | 99.1 | 99.1 | 99.1 | 99.1 | 99 |
| | 74.2 | 78.5 | 88.0 | 94.5 | 96.6 | 97.5 | 99.4 | 99.6 | 99.6 | 99.6 | 99.6 | 99.6 | 99.6 | 99.6 | 99.6 | 99.6 | 99.6 | 99.6 | 99.6 | 99.6 | 99.6 | 99.6 | 99 |
| | 74.2 | 78.5 | 88.0 | 94.7 | 96.8 | 97.7 | 99.8 | 100.0 | 100.0 | 100.0 | 100.0 | 100.0 | 100.0 | 100.0 | 100.0 | 100.0 | 100.0 | 100.0 | 100.0 | 100.0 | 100.0 | 100.0 | 100 |
| | 74.2 | 78.5 | 88.0 | 94.7 | 96.8 | 97.7 | 99.8 | 100.0 | 100.0 | 100.0 | 100.0 | 100.0 | 100.0 | 100.0 | 100.0 | 100.0 | 100.0 | 100.0 | 100.0 | 100.0 | 100.0 | 100.0 | 100 |
| | 74.2 | 78.6 | 88.0 | 94.7 | 96.8 | 97.7 | 99.8 | 100.0 | 100.0 | 100.0 | 100.0 | 100.0 | 100.0 | 100.0 | 100.0 | 100.0 | 100.0 | 100.0 | 100.0 | 100.0 | 100.0 | 100.0 | 100 |
| | 74.2 | 78.6 | 88.0 | 94.7 | 96.8 | 97.7 | 99.8 | 100.0 | 100.0 | 100.0 | 100.0 | 100.0 | 100.0 | 100.0 | 100.0 | 100.0 | 100.0 | 100.0 | 100.0 | 100.0 | 100.0 | 100.0 | 100 |
| | 74.2 | 78.6 | 88.0 | 94.7 | 96.8 | 97.7 | 99.8 | 100.0 | 100.0 | 100.0 | 100.0 | 100.0 | 100.0 | 100.0 | 100.0 | 100.0 | 100.0 | 100.0 | 100.0 | 100.0 | 100.0 | 100.0 | 100 |
| | 74.2 | 78.6 | 88.0 | 94.7 | 96.8 | 97.7 | 99.8 | 100.0 | 100.0 | 100.0 | 100.0 | 100.0 | 100.0 | 100.0 | 100.0 | 100.0 | 100.0 | 100.0 | 100.0 | 100.0 | 100.0 | 100.0 | 100 |
| | 74.2 | 78.6 | 88.0 | 94.7 | 96.8 | 97.7 | 99.8 | 100.0 | 100.0 | 100.0 | 100.0 | 100.0 | 100.0 | 100.0 | 100.0 | 100.0 | 100.0 | 100.0 | 100.0 | 100.0 | 100.0 | 100.0 | 100 |
| | 74.2 | 78.6 | 88.0 | 94.7 | 96.8 | 97.7 | 99.8 | 100.0 | 100.0 | 100.0 | 100.0 | 100.0 | 100.0 | 100.0 | 100.0 | 100.0 | 100.0 | 100.0 | 100.0 | 100.0 | 100.0 | 100.0 | 100 |
| | 74.2 | 78.6 | 88.0 | 94.7 | 96.8 | 97.7 | 99.8 | 100.0 | 100.0 | 100.0 | 100.0 | 100.0 | 100.0 | 100.0 | 100.0 | 100.0 | 100.0 | 100.0 | 100.0 | 100.0 | 100.0 | 100.0 | 100 |

TOTAL NUMBER OF OBSERVATIONS

USAF ETAC [illegible] 0-14-5 (OL A) PREVIOUS EDITIONS OF THIS FORM ARE OBSOLETE

GLOBAL CLIMATOLOGY BRANCH
USAFETAC
USAF ETAC DEVICE/YEAR

# CEILING VERSUS VISIBILI

ATSUGI NAS JAPAN

## PERCENTAGE FREQUENCY OF OCCURRENCE
## FROM HOURLY OBSERVATIONS

| | | | | | | | | | | | | | | | | | | | | | | | |
|---|---|---|---|---|---|---|---|---|---|---|---|---|---|---|---|---|---|---|---|---|---|---|---|
| | | | | | | | | | | | | | | | | | | | | | | | |
| | | | | | | | | | | | | | | | | | | | | | | | |
| | | | | | | | | | | | | | | | | | | | | | | | |

L...BAL CLIMATOLOGY BRANCH
...SETAC
...WEATHER SERVICE/MAC
...ATSUGI NAS JAPAN
STATION NAME

74-83
YEARS

# DAILY TEMPERATUR

CUMULATIVE PERCENTAGE FREQUENCY OF OCCURRENCE
FROM DAILY OBSERVATIONS

| TEMP °F | JAN | FEB | MAR | APR | MAY | JUN | JUL | AUG | SEP | OCT | NOV | DEC | ANN |
|---|---|---|---|---|---|---|---|---|---|---|---|---|---|
| [illegible] | | | | | | | | .7 | | | | | • |
| 75 | | | | | | 2.7 | 26.6 | 46.4 | 9.3 | .3 | | | 7. |
| 71 | | | | | | 10.2 | 61.2 | 81.7 | 32.7 | .6 | | | 1[illegible]. |
| 65 | | | | | .3 | 6.2 | 5[illegible].6 | 87.2 | 96.7 | 64.0 | 3.9 | | [illegible]. |
| 60 | | | | | 5.1 | 35.[illegible] | 8[illegible].9 | 98.0 | 100.0 | 92.3 | 32.4 | 1.7 | 7[illegible]. |
| 55 | | | | .3 | 20.9 | 71.9 | 99.7 | 99.7 | | 99.7 | 6[illegible].6 | 11.[illegible] | [illegible]. |
| 50 | | | .7 | 3.3 | 53.5 | 95.[illegible] | 100.0 | 100.0 | | 100.0 | 92.6 | 4[illegible].3 | 1.7 | [illegible]7. |
| 45 | 1.4 | 3.9 | 16.9 | 79.8 | 99.7 | | | | | | 9[illegible].7 | 6[illegible].7 | 8.4 | [illegible]. |
| 40 | 6.8 | 10.4 | 43.3 | 90.2 | 100.0 | | | | | | 100.0 | 95.7 | 27.1 | 7[illegible]. |
| 35 | 25.8 | 34.1 | 76.2 | 99.0 | | | | | | | | 97.7 | 7[illegible].9 | [illegible]. |
| 33 | 35.6 | 47.3 | 87.6 | 99.3 | | | | | | | | 99.3 | 82.9 | [illegible]. |
| 30 | 67.5 | 79.9 | 97.4 | 100.0 | | | | | | | | 1[illegible].0 | 93.3 | [illegible]. |
| 25 | 93.5 | 95.3 | 99.3 | | | | | | | | | | 99.[illegible] | [illegible]. |
| 20 | 99.3 | 100.0 | 100.0 | | | | | | | | | | 1[illegible].0 | [illegible]. |
| 15 | 100.0 | | | | | | | | | | | | | 1[illegible]. |
| MEAN | 31.6 | 33.1 | 39.0 | 49.1 | 57.5 | 65.2 | 70.5 | 75.2 | 67.1 | 57.[illegible] | 47.[illegible] | 37.[illegible] | | • |
| S.D. | [illegible].064 | 5.467 | 5.502 | 6.405 | 5.002 | 4.408 | 4.385 | 3.087 | 4.956 | [illegible].332 | [illegible].736 | [illegible].0[illegible] | | 11.17[illegible] |
| TOTAL OBS | 292 | 279 | 3[illegible]7 | 297 | 306 | 297 | 304 | 306 | 300 | 3[illegible]9 | 3[illegible] | 2[illegible]9 | | [illegible] |

USAFETAC FORM 0-21-5 (OL A) PREVIOUS EDITIONS OF THIS FORM ARE OBSOLETE

L AL CLIMATOLOGY BRANCH
AFETAC
WEATHER SERVICE/MAC
76790 ATSUGI NAS JAPAN 74-83
STATION STATION NAME YEARS

# DAILY TEMPERATURES

CUMULATIVE PERCENTAGE FREQUENCY OF OCCURRENCE
FROM DAILY OBSERVATIONS

| TEMP °F | JAN | FEB | MAR | APR | MAY | JUN | JUL | AUG | SEP | OCT | NOV | DEC | ANNUAL |
|---|---|---|---|---|---|---|---|---|---|---|---|---|---|
| 85 | | | | | | | 3.3 | 11.1 | | | | | [illegible] |
| 80 | | | | | | 4.7 | 38.5 | 55.9 | 16.[illegible] | .3 | | | [illegible] |
| 75 | | | | | 2.6 | 24.9 | 68.7 | 87.9 | 41.0 | .6 | | | [illegible] |
| 70 | | | | 1.3 | 16.3 | 67.3 | 89.1 | 97.7 | 73.3 | 15.5 | .7 | | [illegible] |
| 65 | | | .3 | 10.1 | 59.8 | 94.6 | 97.7 | 100.0 | 93.7 | 46.9 | 5.[illegible] | | [illegible] |
| 60 | | | 1.6 | 36.0 | 89.2 | 99.7 | 99.7 | | 99.7 | 81.6 | 19.7 | .7 | [illegible] |
| 55 | | 1.1 | 9.1 | 69.4 | 98.7 | 100.0 | 100.0 | | 100.0 | 97.1 | 49.0 | 5.[illegible] | [illegible] |
| 50 | 4.1 | 6.8 | 32.6 | 86.9 | 99.7 | | | | | 99.7 | 79.0 | 19.7 | [illegible] |
| 45 | 20.9 | 25.1 | 66.8 | 98.0 | 100.0 | | | | | 100.0 | 97.3 | 60.9 | [illegible] |
| 40 | 53.4 | 61.3 | 94.1 | 100.0 | | | | | | | 100.0 | 92.0 | [illegible] |
| 35 | 94.5 | 95.7 | 99.0 | | | | | | | | | 99.3 | 99.1 |
| 30 | 100.0 | 100.0 | 100.0 | | | | | | | | | 100.0 | 100.0 |
| MEAN | 40.5 | 41.6 | 47.2 | 56.9 | 65.3 | 71.5 | 76.7 | 79.7 | 73.3 | 64.1 | 54.6 | 45.5 | [illegible] |
| | 4.488 | 4.905 | 5.399 | 6.022 | 4.626 | 4.482 | 5.333 | 4.175 | 5.607 | 5.056 | 5.779 | 4.826 | 14.[illegible] |
| TOTAL OBS | 292 | 279 | 307 | 297 | 306 | 297 | 304 | 306 | 300 | 309 | 300 | 299 | 3596 |

USAFETAC FORM 0-21-5 (OL A) REVIOUS EDITIONS OF THIS FORM ARE OBSOLETE

# PSYCHROMETRIC SUMMARY

STATION | STATION NAME | 77-83 YEARS | MONTH

HOURS (L. S. T.

| Temp. (F) | WET BULB TEMPERATURE DEPRESSION (F) 0 | 1 - 2 | 3 - 4 | 5 - 6 | 7 - 8 | 9 - 10 | 11 - 12 | 13 - 14 | 15 - 16 | 17 - 18 | 19 - 20 | 21 - 22 | 23 - 24 | 25 - 26 | 27 - 28 | 29 - 30 | ≥ 31 | TOTAL D.B./W.B. | TOTAL Dry Bulb | TOTAL Wet Bulb | TOTAL Dew Point |
|---|---|---|---|---|---|---|---|---|---|---|---|---|---|---|---|---|---|---|---|---|---|
| / 51 | | • | | | | • | • | | | | | | | | | | | | | | |
| / 4 | | • | | | • | | | | | | | | | | | | | | | | |
| / 47 | | • | • | • | • | • | | | | | | | | | | | | | | | |
| / 4 | | • | • | • | • | • | | | | | | | | | | | | | | | |
| / 41 | | • | • | • | • | | | | | | | | | | | | | | | | |
| / 41 | | • | • | • | • | • | | | | | | | | | | | | | | | |
| / 3 | • | 1.1 | 2.4 | 4.1 | 1.3 | • | | | | | | | | | | | | | | | |
| / 37 | • | 1.4 | 3.3 | 5.3 | 2.1 | • | | | | | | | | | | | | | | | |
| / 3 | • | 1.7 | 4.1 | 6.7 | 1.4 | | | | | | | | | | | | | | | | |
| / 3 | • | 2.2 | 5.1 | 8.2 | • | | | | | | | | | | | | | | | | |
| / 31 | • | 1.6 | 4.1 | 8.5 | 1.1 | | | | | | | | | | | | | | | | |
| / 2 | | 2.1 | 4.1 | 7.3 | • | | | | | | | | | | | | | | | | |
| / 27 | | 1.3 | 2.1 | • | | | | | | | | | | | | | | | | | |
| / 2 | | • | | | | | | | | | | | | | | | | | | | |
| / 2 | | | | | | | | | | | | | | | | | | | | | |
| / 2 | | | | | | | | | | | | | | | | | | | | | |
| / 1 | | | | | | | | | | | | | | | | | | | | | |
| / 1 | | | | | | | | | | | | | | | | | | | | | |
| / 1 | | | | | | | | | | | | | | | | | | | | | |
| / 11 | | | | | | | | | | | | | | | | | | | | | |
| / | | | | | | | | | | | | | | | | | | | | | |
| / | | | | | | | | | | | | | | | | | | | | | |
| / | | | | | | | | | | | | | | | | | | | | | |
| / | | | | | | | | | | | | | | | | | | | | | |
| TOTAL | | | | | | | | | | | | | | | | | | | | | |

| Element (X) | $\Sigma_{X'}$ | $\Sigma_X$ | $\bar{X}$ | $\sigma_x$ | No. Obs. | Mean No. of Hours with Temperature ≤ 0 F | ≤ 32 F | ≥ 67 F | ≥ 73 F | ≥ 80 F | ≥ 93 F | Total |
|---|---|---|---|---|---|---|---|---|---|---|---|---|
| Rel. Hum. | | | | | | | | | | | | |
| Dry Bulb | | | | | | | | | | | | |
| Wet Bulb | | | | | | | | | | | | |
| Dew Point | | | | | | | | | | | | |

USAFETAC FORM 0-26 5 (OL A) REVISED PREVIOUS EDITIONS OF THIS FORM ARE OBSOLETE

# PSYCHROMETRIC SUMMAR

STATION | STATION NAME | YEARS | MONTH

HOURS (L. S. T.

| Temp. (F) | WET BULB TEMPERATURE DEPRESSION (F) 0 | 1 - 2 | 3 - 4 | 5 - 6 | 7 - 8 | 9 - 10 | 11 - 12 | 13 - 14 | 15 - 16 | 17 - 18 | 19 - 20 | 21 - 22 | 23 - 24 | 25 - 26 | 27 - 28 | 29 - 30 | ≥ 31 | TOTAL D.B.-W.B. | TOTAL Dry Bulb | TOTAL Wet Bulb | TOTAL Dew Po |
|---|---|---|---|---|---|---|---|---|---|---|---|---|---|---|---|---|---|---|---|---|---|
| | | | | | | | | | | | | | | | | | | | | | |
| | | | | | | | | | | | | | | | | | | | | | |
| | | | | | | | | | | | | | | | | | | | | | |

# PSYCHROMETRIC SUMMARY

STATION _____ STATION NAME _____ 74-8 YEARS _____ MONTH _____

HOURS (L.S.T.)

| Temp. (F) | WET BULB TEMPERATURE DEPRESSION (F) | | | | | | | | | | | | | | | | | | | | | | TOTAL D.B.-W.B. | TOTAL Dry Bulb | TOTAL Wet Bulb | TOTAL Dew Point |
|---|---|---|---|---|---|---|---|---|---|---|---|---|---|---|---|---|---|---|---|---|---|---|---|---|---|---|
| | 0 | 1 - 2 | 3 - 4 | 5 - 6 | 7 - 8 | 9 - 10 | 11 - 12 | 13 - 14 | 15 - 16 | 17 - 18 | 19 - 20 | 21 - 22 | 23 - 24 | 25 - 26 | 27 - 28 | 29 - 30 | ≥ 31 | | | | | | | | | | |
| | | 1 | | | | | | | | | | | | | | | | | | | | | | | | |
| | | 1 | 1 | | | | | | | | | | | | | | | | | | | | | | | |
| | | | | | | | | | | | | | | | | | | | | | | | | | | |
| | | | | | 1 | 1 | | | | | | | | | | | | | | | | | | | | |
| | | 1 | | | | 1 | | | | | | | | | | | | | | | | | | | | |
| | | | | | | | | | | | | | | | | | | | | | | | | | | |
| | 1 | 1 | 1 | 1 | 7 | 1 | 1 | | | | | | | | | | | | | | | | | | | |
| | | 1 | 1 | 1 | 2 | 2 | 1 | | | | | | | | | | | | | | | | | | | |
| | 1 | 1 | | 1 | 2 | 2 | | | | | | | | | | | | | | | | | | | | |
| | | 1 | 1 | 1 | 3 | 2 | | | | | | | | | | | | | | | | | | | | |
| | | 1 | 1 | 1 | 3 | 2 | 1 | | | | | | | | | | | | | | | | | | | |
| | | 2 | | 1 | 4 | 1 | | | | | | | | | | | | | | | | | | | | |
| | | 2 | 1 | | 1 | 1 | | | | | | | | | | | | | | | | | | | | |
| | | 1 | | | | | | | | | | | | | | | | | | | | | | | | |
| | | 1 | | | | | | | | | | | | | | | | | | | | | | | | |
| | | | | | | | | | | | | | | | | | | | | | | | | | | |
| | | | | | | | | | | | | | | | | | | | | | | | | | | |
| | |

# PSYCHROMETRIC SUMMARY

STATION | STATION NAME | YEARS | MONTH

HOURS ... S. T.

| Temp. (F) | WET BULB TEMPERATURE DEPRESSION (F) 0 | 1-2 | 3-4 | 5-6 | 7-8 | 9-10 | 11-12 | 13-14 | 15-16 | 17-18 | 19-20 | 21-22 | 23-24 | 25-26 | 27-28 | 29-30 | ≥ 31 | TOTAL D.B./W.B. | TOTAL Dry Bulb | TOTAL Wet Bulb | TOTAL Dew Point |
|---|---|---|---|---|---|---|---|---|---|---|---|---|---|---|---|---|---|---|---|---|---|
| [illegible] | | | | [illegible] | [illegible] | .1 | | | | | | | | | | | | | | | |
| [illegible] | | | .1 | | | [illegible] | [illegible] | .1 | | | | | | | | | | [illegible] | [illegible] | | |
| [illegible] | | | | [illegible] | | | .1 | | | | | | | | | | | [illegible] | | | |
| [illegible] | | [illegible] | [illegible] | [illegible] | | [illegible] | [illegible] | | | | | | | | | | | [illegible] | | | |
| [illegible] | | | .1 | .1 | [illegible] | .1 | [illegible] | | | | | | | | | | | [illegible] | [illegible] | | |
| [illegible] | | .1 | [illegible] | .1 | [illegible] | 1.1 | [illegible] | .1 | .1 | | | | | | | | | [illegible] | [illegible] | [illegible] | |
| [illegible] | | [illegible] | [illegible] | [illegible] | [illegible] | 1.1 | [illegible] | .4 | | | | | | | | | | [illegible] | [illegible] | [illegible] | |
| [illegible] | | [illegible] | [illegible] | [illegible] | [illegible] | [illegible] | [illegible] | .4 | | | | | | | | | | [illegible] | [illegible] | [illegible] | |
| [illegible] | .1 | [illegible] | [illegible] | 1.[illegible] | [illegible] | [illegible] | [illegible] | .4 | | | | | | | | | | [illegible] | [illegible] | [illegible] | |
| [illegible] | .1 | [illegible] | [illegible] | 1.[illegible] | [illegible] | [illegible] | 1.[illegible] | | | | | | | | | | | [illegible] | [illegible] | [illegible] | |
| [illegible] | .1 | [illegible] | [illegible] | [illegible] | [illegible] | [illegible] | [illegible] | | | | | | | | | | | [illegible] | [illegible] | [illegible] | |
| [illegible] | .1 | 1.[illegible] | 1.[illegible] | [illegible] | [illegible] | [illegible] | .1 | | | | | | | | | | | [illegible] | [illegible] | [illegible] | |
| [illegible] | .1 | 1.[illegible] | [illegible] | [illegible] | 4.1 | [illegible] | | | | | | | | | | | | [illegible] | [illegible] | [illegible] | |
| [illegible] | | [illegible] | 1.[illegible] | 4.3 | [illegible] | [illegible] | | | | | | | | | | | | [illegible] | [illegible] | [illegible] | |
| [illegible] | .1 | 1.1 | [illegible] | 1.7 | .4 | | | | | | | | | | | | | [illegible] | [illegible] | [illegible] | |
| [illegible] | | [illegible] | [illegible] | 1.[illegible] | | | | | | | | | | | | | | [illegible] | [illegible] | [illegible] | |
| [illegible] | | [illegible] | | | | | | | | | | | | | | | | [illegible] | [illegible] | [illegible] | |
| [illegible] | | [illegible] | | | | | | | | | | | | | | | | [illegible] | [illegible] | [illegible] | |
| [illegible] | | | | | | | | | | | | | | | | | | | | [illegible] | |
| [illegible] | | | | | | | | | | | | | | | | | | | | | |
| [illegible] | | | | | | | | | | | | | | | | | | | | | |
| [illegible] | | | | | | | | | | | | | | | | | | | | | |
| [illegible] | | | | | | | | | | | | | | | | | | | | | |
| [illegible] | | | | | | | | | | | | | | | | | | | | | |
| [illegible] | | | | | | | | | | | | | | | | | | | | | |
| [illegible] | | | | | | | | | | | | | | | | | | | | | |
| [illegible] | | | | | | | | | | | | | | | | | | | | | |
| [illegible] | | | | | | | | | | | | | | | | | | | | | |
| [illegible] | | | | | | | | | | | | | | | | | | | | | |
| [illegible] | | | | | | | | | | | | | | | | | | | | | |
| [illegible] | | | | | | | | | | | | | | | | | | | | | |
| [illegible] | | | | | | | | | | | | | | | | | | | | | |
| [illegible] | | | | | | | | | | | | | | | | | | | | | |
| [illegible] | | | | | | | | | | | | | | | | | | | | | |
| [illegible] | | | | | | | | | | | | | | | | | | | | | |
| [illegible] | | | | | | | | | | | | | | | | | | | | | |
| [illegible] | | | | | | | | | | | | | | | | | | | | | |
| TOTAL | .7 | 7.[illegible] | [illegible] | [illegible] | [illegible] | [illegible] | 9.[illegible] | 1.[illegible] | .1 | | | | | | | | | [illegible] | [illegible] | [illegible] | |

| Element (X) | $\Sigma X'$ | $\Sigma X$ | $\bar{X}$ | $\sigma_x$ | No. Obs. | Mean No. of Hours with Temperature ≤ 0 F | ≤ 32 F | ≥ 67 F | ≥ 73 F | ≥ 80 F | ≥ 93 F | Total |
|---|---|---|---|---|---|---|---|---|---|---|---|---|
| Rel. Hum. | [illegible] | [illegible] | 49.[illegible] | 17.[illegible]71 | [illegible] | | | | | | | |
| Dry Bulb | [illegible] | 37714 | 42.1 | 5.515 | [illegible] | | [illegible] | | | | | |
| Wet Bulb | [illegible] | [illegible] | 35.[illegible] | [illegible].14[illegible] | [illegible] | | 32.[illegible] | | | | | |
| Dew Point | [illegible] | [illegible] | 22.4 | 9.419 | [illegible] | .1 | 79.[illegible] | | | | | |

USAFETAC FORM JUL 64 0-26-5 (OL A) REVISED PREVIOUS EDITIONS OF THIS FORM ARE OBSOLETE

# PSYCHROMETRIC SUMMARY

STATION _____ STATION NAME _____ 74-83 YEARS _____ MONTH _____

HOURS (L. S. T.) _____

| Temp. (F) | WET BULB TEMPERATURE DEPRESSION (F) 0 | 1 - 2 | 3 - 4 | 5 - 6 | 7 - 8 | 9 - 10 | 11 - 12 | 13 - 14 | 15 - 16 | 17 - 18 | 19 - 20 | 21 - 22 | 23 - 24 | 25 - 26 | 27 - 28 | 29 - 30 | ≥ 31 | TOTAL D.B./W.B. | TOTAL Dry Bulb | TOTAL Wet Bulb | TOTAL Dew Point |
|---|---|---|---|---|---|---|---|---|---|---|---|---|---|---|---|---|---|---|---|---|---|
| / | | | | | •1 | | | | | •1 | | | | | | | | | | |
| / | | | | •1 | •1 | •1 | •1 | •½ | •1 | | | | | | | | | 1 | •1 | | |
| / | | | | •½ | •½ | | •1 | •½ | | | | | | | | | | •1 | | | |
| / | | | •½ | •½ | •½ | | •1 | •½ | •½ | | | | | | | | | •1 | | | |
| / | | | •½ | •1 | •1 | •½ | •½ | 1•1 | •1 | •1 | | | | | | | | 1 | 1 | 1 | |
| / | | | | | •½ | •½ | 1•½ | •½ | | | | | | | | | | •½ | | | |
| / | | •½ | •1 | •1 | •1 | •½ | 1•½ | 1•½ | •½ | | | | | | | | | 3 | 1 | 1 | |
| / | | •½ | | •½ | •1 | 1•½ | 2•½ | 1•½ | •½ | | | | | | | | | 5 | 1 | 1 | |
| / | | •½ | •1 | •1 | 1•1 | 1•½ | 3•½ | 2•½ | •1 | | | | | | | | | 10 | 1 | 1 | |
| / | | •1 | •½ | •½ | 2•½ | 1•½ | 2•½ | 2•½ | | | | | | | | | | 17 | 2 | 1 | |
| / | | 1•½ | •½ | •½ | 1•½ | 1•½ | 2•½ | | | | | | | | | | | 15 | 2 | 1 | |
| / | | •½ | •½ | •½ | •½ | •½ | 2•½ | | | | | | | | | | | 8 | 1 | 1 | |
| / | •1 | •½ | •½ | •½ | •½ | •½ | | | | | | | | | | | | 7 | 1 | 1 | |
| / | •1 | •½ | | •½ | 1•½ | •½ | | | | | | | | | | | | 6 | 1 | 1 | |
| / | | •½ | •½ | •½ | •½ | | | | | | | | | | | | | 4 | 1 | 1 | |
| / | | •½ | •½ | •½ | | | | | | | | | | | | | | 2 | 1 | 1 | |
| / | •½ | •½ | | | | | | | | | | | | | | | | 1 | 1 | 1 | |
| / | | •1 | | | | | | | | | | | | | | | | 1 | 1 | 1 | |
| / | | •½ | | | | | | | | | | | | | | | | 1 | 1 | 1 | |
| / | | | | | | | | | | | | | | | | | | | 1 | 1 | |
| / | | | | | | | | | | | | | | | | | | | | | |
| / | | | | | | | | | | | | | | | | | | | | | |
| / | | | | | | | | | | | | | | | | | | | |

[illegible]

# PSYCHROMETRIC SUMMARY

[illegible] STATION | [illegible] STATION NAME | 74-[illegible] YEARS | MONTH

HOURS [illegible]

| Temp. (F) | WET BULB TEMPERATURE DEPRESSION (F) 0 | 1-2 | 3-4 | 5-6 | 7-8 | 9-10 | 11-12 | 13-14 | 15-16 | 17-18 | 19-20 | 21-22 | 23-24 | 25-26 | 27-28 | 29-30 | ≥ 31 | TOTAL D.B./W.B. | TOTAL Dry Bulb | Wet Bulb | Dew Point |
|---|---|---|---|---|---|---|---|---|---|---|---|---|---|---|---|---|---|---|---|---|---|
| [illegible] | .4 | [illegible] | [illegible] | [illegible] | [illegible] | [illegible] | [illegible] | [illegible] | [illegible] | .2 | | | | | | | | [illegible] | | [illegible] | |

| Element (X) | $\Sigma X^2$ | $\Sigma X$ | $\bar{X}$ | $\sigma_x$ | No. Obs. | Mean No. of Hours with Temperature ≤ 0 F | ≤ 32 F | ≥ 67 F | ≥ 73 F | ≥ 80 F | ≥ 93 F | Total |
|---|---|---|---|---|---|---|---|---|---|---|---|---|
| Rel. Hum. | 1694[illegible] | 35701 | 39.7 | 17.585 | 900 | | | | | | | |
| Dry Bulb | 2078729 | 42929 | 47.7 | 5.873 | 900 | | .4 | | | | | |
| Wet Bulb | 1335177 | 34325 | 38.1 | 5.364 | 900 | | 11.7 | | | | | |
| Dew Point | 553123 | 20189 | 22.4 | 10.559 | 900 | .4 | 73.4 | | | | | |

USAFETAC FORM 0-26.5 (OL A) JUL 64 REVISED PREVIOUS EDITIONS OF THIS FORM ARE OBSOLETE

# PSYCHROMETRIC SUMMARY

STATION | STATION NAME | YEARS | MONTH

HOURS

| Temp. (F) | WET BULB TEMPERATURE DEPRESSION (F) | | | | | | | | | | | | | | | | | | | | | TOTAL D.B./W.B. | TOTAL Dry Bulb | TOTAL Wet Bulb Dew Point |
|---|---|---|---|---|---|---|---|---|---|---|---|---|---|---|---|---|---|---|---|---|---|---|---|---|
| | 0 | 1 - 2 | 3 - 4 | 5 - 6 | 7 - 8 | 9 - 10 | 11 - 12 | 13 - 14 | 15 - 16 | 17 - 18 | 19 - 20 | 21 - 22 | 23 - 24 | 25 - 26 | 27 - 28 | 29 - 30 | ≥ 31 | | | | | | |
| | | | | | | | | | | | | | | | | | | | | | | | | |
| | | | | | | | | | | | | | | | | | | | | | | | | |
| | | | | | | | | | | | | | | | | | |

# PSYCHROMETRIC SUMMARY

STATION

STATION NAME

YEARS

MONTH

HOURS (L. S. T.)

| Temp (F) | WET BULB TEMPERATURE DEPRESSION (F) 0 | 1-2 | 3-4 | 5-6 | 7-8 | 9-10 | 11-12 | 13-14 | 15-16 | 17-18 | 19-20 | 21-22 | 23-24 | 25-26 | 27-28 | 29-30 | ≥31 | TOTAL D.B. W.B. | TOTAL Dry Bulb | TOTAL Wet Bulb | TOTAL Dew Point |
|---|---|---|---|---|---|---|---|---|---|---|---|---|---|---|---|---|---|---|---|---|---|
| | | | | | | | | | | | | | | | | | | | | | |
| | | | | | | | | | | | | | | | | | | | | | |
| | | | | | | | | | | | | | | | | | | | | | |

# PSYCHROMETRIC SUMMARY

STATION | STATION NAME | YEARS | MONTH

HOURS L. S. T.

| Temp. (F) | WET BULB TEMPERATURE DEPRESSION (F) 0 | 1 - 2 | 3 - 4 | 5 - 6 | 7 - 8 | 9 - 10 | 11 - 12 | 13 - 14 | 15 - 16 | 17 - 18 | 19 - 20 | 21 - 22 | 23 - 24 | 25 - 26 | 27 - 28 | 29 - 30 | ≥ 31 | TOTAL D.B./W.B. | TOTAL Dry Bulb | TOTAL Wet Bulb | TOTAL Dew Point |
|---|---|---|---|---|---|---|---|---|---|---|---|---|---|---|---|---|---|---|---|---|---|
| [illegible] | | | | | | | | | | | | | | | | | | | | | |
| TOTAL | [illegible] | | | | | | | | | | | | | | | | | | | | |

| Element (X) | $\Sigma x'$ | $\Sigma x$ | $\bar{X}$ | $\sigma_x$ | No. Obs. | Mean No. of Hours with Temperature ≤ 0 F | ≤ 32 F | ≤ 67 F | ≥ 73 F | ≥ 80 F | ≥ 93 F | Total |
|---|---|---|---|---|---|---|---|---|---|---|---|---|
| Rel. Hum. | [illegible] | 4[illegible]65 | 57.6 | 15.301 | 71[illegible] | | | | | | | |
| Dry Bulb | [illegible] | 27357 | 34.4 | 5.058 | 710 | | 17.6 | | | | | |
| Wet Bulb | [illegible] | 23612 | 33.3 | 5.133 | 710 | | 45.3 | | | | | |
| Dew Point | [illegible] | 16994 | 23.9 | 8.369 | 710 | | 90.4 | | | | | |

USAFETAC FORM 0-26 5 (OL A) PREVIOUS EDITIONS OF THIS FORM ARE OBSOLETE

# PSYCHROMETRIC SUMMARY

STATION | STATION NAME | YEARS | MONTH

HOURS (L.S.T.)

| Temp. (F) | WET BULB TEMPERATURE DEPRESSION (F) | | | | | | | | | | | | | | | | | | | | | | | | | | | TOTAL D.B.-W.B. | TOTAL Dry Bulb | TOTAL Wet Bulb | TOTAL Dew Point |
|---|---|---|---|---|---|---|---|---|---|---|---|---|---|---|---|---|---|---|---|---|---|---|---|---|---|---|---|---|---|---|---|
| | 0 | 1 - 2 | 3 - 4 | 5 - 6 | 7 - 8 | 9 - 10 | 11 - 12 | 13 - 14 | 15 - 16 | 17 - 18 | 19 - 20 | 21 - 22 | 23 - 24 | 25 - 26 | 27 - 28 | 29 - 30 | ≥ 31 | | | | | | | | | | | | | | | |

| Element (X) | $\Sigma x'$ | $\Sigma x$ | $\bar{X}$ | $\sigma_x$ | No. Obs. | Mean No. of Hours with Temperature | | | | | | |
|---|---|---|---|---|---|---|---|---|---|---|---|---|
| | | | | | | ≤ 0 F | ≤ 32 F | ≥ 67 F | ≥ 73 F | ≥ 80 F | ≥ 93 F | Total |
| Rel. Hum. | | | | | | | | | | | | |
| Dry Bulb | | | | | | | | | | | | |
| Wet Bulb | | | | | | | | | | | | |
| Dew Point | | | | | | | | | | | | |

USAFETAC FORM 0-26-5 (OL-A) REVISED PREVIOUS EDITIONS OF THIS FORM ARE OBSOLETE

# PSYCHROMETRIC SUMMARY

STATION _____ STATION NAME _____ YEARS _____ MONTH _____

HOURS _____

| Temp (F) | WET BULB TEMPERATURE DEPRESSION (F) 0 | 1 - 2 | 3 - 4 | 5 - 6 | 7 - 8 | 9 - 10 | 11 - 12 | 13 - 14 | 15 - 16 | 17 - 18 | 19 - 20 | 21 - 22 | 23 - 24 | 25 - 26 | 27 - 28 | 29 - 30 | ≥ 31 | TOTAL D.B. W.B. Dry Bulb | TOTAL Wet Bulb Dew Point |
|---|---|---|---|---|---|---|---|---|---|---|---|---|---|---|---|---|---|---|---|---|
| | | | | | | | | | | | | | | | | | | | | |

| Element (X) | $\Sigma_X'$ | $\Sigma_X$ | $\bar{X}$ | $\sigma_x$ | No. Obs. | Mean No. of Hours with Temperature ≤ 0 F | ≤ 32 F | ≥ 67 F | ≥ 73 F | ≥ 80 F | ≥ 93 F | Total |
|---|---|---|---|---|---|---|---|---|---|---|---|---|
| Rel. Hum. | [illegible] | 348062 | 52.4 | 18.304 | 6591 | | | | | | | |
| Dry Bulb | 1111424 | 268243 | 40.4 | 7.461 | 6591 | | 124.3 | | | | | |
| Wet Bulb | 7[illegible] | 22445[illegible] | 34.1 | 6.382 | 6591 | | 711.[illegible] | | | | | |
| Dew Point | 4[illegible] | 1[illegible] | 23.[illegible] | 9.111 | 6591 | .5 | 642.2 | | | | | |

USAFETAC FORM 0-26-5 (OL-A) PREVIOUS EDITIONS OF THIS FORM ARE OBSOLETE

# PSYCHROMETRIC SUMMARY

STATION _____ STATION NAME _____ YEARS _____ MONTH _____

HOURS (L.S.T.)

| Temp. (F) | WET BULB TEMPERATURE DEPRESSION (F) | | | | | | | | | | | | | | | | | | | | | | | | | | | TOTAL D.B.-W.B. | TOTAL Dry Bulb | TOTAL Wet Bulb | TOTAL Dew Point |
|---|---|---|---|---|---|---|---|---|---|---|---|---|---|---|---|---|---|---|---|---|---|---|---|---|---|---|---|---|---|---|
| | 0 | 1 - 2 | 3 - 4 | 5 - 6 | 7 - 8 | 9 - 10 | 11 - 12 | 13 - 14 | 15 - 16 | 17 - 18 | 19 - 20 | 21 - 22 | 23 - 24 | 25 - 26 | 27 - 28 | 29 - 30 | ≥ 31 | | | | | | | | | | | | | | |

| Element (X) | $\Sigma_{X'}$ | $\Sigma_X$ | $\bar{X}$ | $\sigma_x$ | No. Obs. | Mean No. of Hours with Temperature | | | | | | |
|---|---|---|---|---|---|---|---|---|---|---|---|---|
| | | | | | | ≤ 0 F | ≤ 32 F | ≥ 67 F | ≥ 73 F | ≥ 80 F | ≥ 93 F | Total |
| Rel Hum | | | | | 744 | | | | | | | |
| Dry Bulb | | | | | 744 | | | | | | | |
| Wet Bulb | | | | | 744 | | | | | | | |
| Dew Point | | | | | 744 | | | | | | | |

USAFETAC FORM 0-26-5 (OL-A) PREVIOUS EDITIONS OF THIS FORM ARE OBSOLETE

# PSYCHROMETRIC SUMMARY

STATION | STATION NAME | YEARS | MONTH

HOURS

| Temp (F) | WET BULB TEMPERATURE DEPRESSION (F) 0 | 1 - 2 | 3 - 4 | 5 - 6 | 7 - 8 | 9 - 10 | 11 - 12 | 13 - 14 | 15 - 16 | 17 - 18 | 19 - 20 | 21 - 22 | 23 - 24 | 25 - 26 | 27 - 28 | 29 - 30 | ≥ 31 | TOTAL D.B. W.B. Dry Bulb | TOTAL Wet Bulb Dew Point |
|---|---|---|---|---|---|---|---|---|---|---|---|---|---|---|---|---|---|---|---|
| | | | | | | | | | | | | | | | | | | | |

| Element (X) | $\Sigma_X'$ | $\Sigma_X$ | $\bar{X}$ | $\sigma_x$ | No. Obs. | Mean No. of Hours with Temperature ≤ 0 F | ≤ 32 F | ≥ 67 F | ≥ 73 F | ≥ 80 F | ≥ 93 F | Total |
|---|---|---|---|---|---|---|---|---|---|---|---|---|
| Rel Hum. | | | | | 624 | | | | | | | |
| Dry Bulb | | | | | 624 | | | | | | | |
| Wet Bulb | | | | | 624 | | | | | | | |
| Dew Point | | | | | 624 | | | | | | | |

USAFETAC FORM 0-26-5 (OL-A) REVISED PREVIOUS EDITIONS OF THIS FORM ARE OBSOLETE

# PSYCHROMETRIC SUMMARY

STATION | STATION NAME | YEARS | MONTH

HOURS (LST)

| Temp. (F) | WET BULB TEMPERATURE DEPRESSION (F) 0 | 1 - 2 | 3 - 4 | 5 - 6 | 7 - 8 | 9 - 10 | 11 - 12 | 13 - 14 | 15 - 16 | 17 - 18 | 19 - 20 | 21 - 22 | 23 - 24 | 25 - 26 | 27 - 28 | 29 - 30 | ≥ 31 | TOTAL D.B. W.B. | TOTAL Dry Bulb | Wet Bulb | Dew Point |
|---|---|---|---|---|---|---|---|---|---|---|---|---|---|---|---|---|---|---|---|---|---|
| [illegible] | | | | | | | | | | | | | | | | | | | | | |

| Element (X) | $\Sigma X^2$ | $\Sigma X$ | $\bar{X}$ | $\sigma_x$ | No. Obs. | Mean No. of Hours with Temperature ≤ 0 F | ≤ 32 F | ≥ 67 F | ≥ 73 F | ≥ 80 F | ≥ 93 F | Total |
|---|---|---|---|---|---|---|---|---|---|---|---|---|
| Rel. Hum. | [illegible] | [illegible] | 55.1 | 13.913 | [illegible] | | | | | | | |
| Dry Bulb | [illegible] | [illegible] | 41.2 | 7.561 | [illegible] | | [illegible] | | | | | |
| Wet Bulb | [illegible] | [illegible] | 35.3 | 5.617 | [illegible] | | [illegible] | | | | | |
| Dew Point | [illegible] | [illegible] | 25.1 | 12.242 | [illegible] | [illegible] | [illegible] | | | | | |

USAFETAC FORM 0-26-5 (OL-A) REVISED PREVIOUS EDITIONS OF THIS FORM ARE OBSOLETE

# PSYCHROMETRIC SUMMARY

STATION | STATION NAME | YEARS | MONTH

HOURS (L.S.T.)

| Temp. (F) | WET BULB TEMPERATURE DEPRESSION (F) 0 | 1 - 2 | 3 - 4 | 5 - 6 | 7 - 8 | 9 - 10 | 11 - 12 | 13 - 14 | 15 - 16 | 17 - 18 | 19 - 20 | 21 - 22 | 23 - 24 | 25 - 26 | 27 - 28 | 29 - 30 | ≥ 31 | TOTAL D.B. W.B. | TOTAL Dry Bulb | Wet Bulb | Dew Point |
|---|---|---|---|---|---|---|---|---|---|---|---|---|---|---|---|---|---|---|---|---|---|
| | | | | | | | | | | | | | | | | | | | | | |

| Element (X) | $\Sigma X'$ | $\Sigma X$ | $\bar{X}$ | $\sigma_x$ | No. Obs. | Mean No. of Hours with Temperature ≤ 0 F | ≤ 32 F | ≤ 67 F | ≤ 73 F | ≤ 80 F | ≤ 93 F | Total |
|---|---|---|---|---|---|---|---|---|---|---|---|---|
| Rel. Hum. | | | | | | | | | | | | |
| Dry Bulb | | | | | | | | | | | | |
| Wet Bulb | | | | | | | | | | | | |
| Dew Point | | | | | | | | | | | | |

USAFETAC FORM AUL 64 0-26-5 (OL A) REVISED PREVIOUS EDITIONS OF THIS FORM ARE OBSOLETE

# PSYCHROMETRIC SUMMARY

STATION | STATION NAME | YEARS | MONTH

HOURS (L. S. T.)

| Temp. (F) | WET BULB TEMPERATURE DEPRESSION (F) 0 | 1 - 2 | 3 - 4 | 5 - 6 | 7 - 8 | 9 - 10 | 11 - 12 | 13 - 14 | 15 - 16 | 17 - 18 | 19 - 20 | 21 - 22 | 23 - 24 | 25 - 26 | 27 - 28 | 29 - 30 | ≥ 31 | TOTAL D.B.-W.B. | TOTAL Dry Bulb | TOTAL Wet Bulb Dew Point |
|---|---|---|---|---|---|---|---|---|---|---|---|---|---|---|---|---|---|---|---|---|
| | | | | | | | | | | | | | | | | | | | | |

| Element (X) | $\Sigma X'$ | $\Sigma X$ | $\bar{X}$ | $\sigma_x$ | No. Obs. | Mean No. of Hours with Temperature ≤ 0 F | ≤ 32 F | ≤ 67 F | ≤ 73 F | ≤ 80 F | ≤ 93 F | Total |
|---|---|---|---|---|---|---|---|---|---|---|---|---|
| Rel. Hum. | | | | | | | | | | | | |
| Dry Bulb | | | | | | | | | | | | |
| Wet Bulb | | | | | | | | | | | | |
| Dew Point | | | | | | | | | | | | |

USAFETAC FORM 0-26-5 (OL-A) REVISED PREVIOUS EDITIONS OF THIS FORM ARE OBSOLETE

# PSYCHROMETRIC SUMMARY

STATION | STATION NAME | YEARS | MONTH

HOURS (L.S.T.)

| Temp. (F) | WET BULB TEMPERATURE DEPRESSION (F) 0 | 1 - 2 | 3 - 4 | 5 - 6 | 7 - 8 | 9 - 10 | 11 - 12 | 13 - 14 | 15 - 16 | 17 - 18 | 19 - 20 | 21 - 22 | 23 - 24 | 25 - 26 | 27 - 28 | 29 - 30 | ≥ 31 | TOTAL D.B.-W.B. | TOTAL Dry Bulb | TOTAL Wet Bulb | TOTAL Dew Point |
|---|---|---|---|---|---|---|---|---|---|---|---|---|---|---|---|---|---|---|---|---|---|
| | | | | | | | | | | | | | | | | | | | | | |

| Element (X) | $\Sigma_{X'}$ | $\Sigma_X$ | $\bar{X}$ | $\sigma_x$ | No. Obs. | Mean No. of Hours with Temperature ≤ 0 F | ≤ 32 F | ≥ 67 F | ≥ 73 F | ≥ 80 F | ≥ 93 F | Total |
|---|---|---|---|---|---|---|---|---|---|---|---|---|
| Rel. Hum. | | | | | | | | | | | | |
| Dry Bulb | | | | | | | | | | | | |
| Wet Bulb | | | | | | | | | | | | |
| Dew Point | | | | | | | | | | | | |

USAFETAC FORM 0-25 (OL A) REVISED PREVIOUS EDITIONS OF THIS FORM ARE OBSOLETE

# PSYCHROMETRIC SUMMARY

STATION _____ STATION NAME _____ YEARS 74-83 MONTH _____

HOURS L. S. T.

| Temp. (F) | WET BULB TEMPERATURE DEPRESSION (F) | | | | | | | | | | | | | | | | | | | | | | | | | | | | | TOTAL D.B./W.B. | TOTAL Dry Bulb | TOTAL Wet Bulb | TOTAL Dew Point |
|---|---|---|---|---|---|---|---|---|---|---|---|---|---|---|---|---|---|---|---|---|---|---|---|---|---|---|---|---|---|---|---|---|
| | 0 | 1 - 2 | 3 - 4 | 5 - 6 | 7 - 8 | 9 - 10 | 11 - 12 | 13 - 14 | 15 - 16 | 17 - 18 | 19 - 20 | 21 - 22 | 23 - 24 | 25 - 26 | 27 - 28 | 29 - 30 | ≥ 31 | | | | |
| | | | | | 1 | | | | | | | | | | | | | | | | |
| | | | | | 1 | 1 | | | | | | | | | | | | | | | |
| | | 1 | | | | 1 | 1 | 1 | | | | | | | | | | | | | |
| | | 1 | | | 1 | | | 1 | | | | | | | | | | | | | |
| | 1 | | 1 | | 1 | 1 | | | | | | | | | | | | | | | |
| | | 1 | 1 | | 1 | 1 | 2 | | | | | | | | | | | | | | |
| | 1 | 1 | 1 | 1 | 2 | 1 | | 1 | | | | | | | | | | | | | |
| | 1 | 1 | 1 | 2 | 2 | 1 | 1 | | | | | | | | | | | | | | |
| | 1 | 1 | 1 | 1 | 2 | 2 | | | | | | | | | | | | | | | |
| | 1 | 1 | 1 | 2 | 2 | 2 | 1 | | | | | | | | | | | | | | |
| | 1 | 2 | 1 | 2 | 2 | 1 | | | | | | | | | | | | | | | |
| | 1 | 2 | 1 | 2 | 2 | 2 | | | | | | | | | | | | | | | |
| | 1 | 2 | 1 | 2 | 2 | | | | | | | | | | | | | | | | |
| | 1 | 2 | 1 | 2 | 2 | | | | | | | | | | | | | | | | |
| | | | 1 | 2 | | | | | | | | | | | | | | | | | |
| | | | | | | | | | | | | | | | | | | | | | |
| | | | | | | | | | | | | | | | | | | | | | |
| | | | |

# PSYCHROMETRIC SUMMARY

STATION _____ STATION NAME _____ YEARS 74-81 MONTH _____

HOURS (L. S. T.) _____

| Temp. (F) | WET BULB TEMPERATURE DEPRESSION (F) 0 | 1 - 2 | 3 - 4 | 5 - 6 | 7 - 8 | 9 - 10 | 11 - 12 | 13 - 14 | 15 - 16 | 17 - 18 | 19 - 20 | 21 - 22 | 23 - 24 | 25 - 26 | 27 - 28 | 29 - 30 | ≥ 31 | TOTAL D.B./W.B. | TOTAL Dry Bulb | Wet Bulb | Dew Point |
|---|---|---|---|---|---|---|---|---|---|---|---|---|---|---|---|---|---|---|---|---|---|
| [illegible] | [illegible] | | | | | | | | | | | | | | | | | | | | |

| Element (X) | $\Sigma X'$ | $\Sigma X$ | $\bar{X}$ | $\sigma_x$ | No. Obs. | Mean No. of Hours with Temperature ≤ 0 F | ≤ 32 F | ≤ 67 F | ≤ 73 F | ≤ 80 F | ≤ 93 F | Total |
|---|---|---|---|---|---|---|---|---|---|---|---|---|
| Rel. Hum. | 2231[illegible] | [illegible] | 46.1 | 22.035 | 321 | | | | | | | |
| Dry Bulb | [illegible] | [illegible] | 47.2 | 6.748 | 321 | | .1 | .1 | | | | |
| Wet Bulb | 1[illegible] | [illegible] | 39.1 | 6.454 | 321 | | 6.4 | | | | | |
| Dew Point | 671[illegible] | [illegible] | 26.6 | 10.446 | 321 | .3 | 62.4 | | | | | |

USAFETAC FORM 0-26-5 (OL A) REVISED PREVIOUS EDITIONS OF THIS FORM ARE OBSOLETE

# PSYCHROMETRIC SUMMARY

STATION | STATION NAME | YEARS | MONTH

HOURS (L. S. T.)

| Temp. (F) | WET BULB TEMPERATURE DEPRESSION (F) 0 | 1 - 2 | 3 - 4 | 5 - 6 | 7 - 8 | 9 - 10 | 11 - 12 | 13 - 14 | 15 - 16 | 17 - 18 | 19 - 20 | 21 - 22 | 23 - 24 | 25 - 26 | 27 - 28 | 29 - 30 | ≥ 31 | TOTAL D.B./W.B. | TOTAL Dry Bulb | TOTAL Wet Bulb | TOTAL Dew Point |
|---|---|---|---|---|---|---|---|---|---|---|---|---|---|---|---|---|---|---|---|---|---|
| | | | | | | | | | | | | | | | | | | | | | |
| | | | | | | | | | | | | | | | | | | | | | |
| | | | | | | | | | | | | | | | | | | | | | |

# PSYCHROMETRIC SUMMARY

STATION | STATION NAME | 74-53 YEARS | MONTH

HOURS (L.S.T.)

| Temp F | WET BULB TEMPERATURE DEPRESSION (F) 0 | 1-2 | 3-4 | 5-6 | 7-8 | 9-10 | 11-12 | 13-14 | 15-16 | 17-18 | 19-20 | 21-22 | 23-24 | 25-26 | 27-28 | 29-30 | ≥ 31 | TOTAL D.B./W.B. | TOTAL Dry Bulb | Wet Bulb | Dew Point |
|---|---|---|---|---|---|---|---|---|---|---|---|---|---|---|---|---|---|---|---|---|---|
| [illegible] | [illegible] | [illegible] | [illegible] | [illegible] | [illegible] | [illegible] | [illegible] | [illegible] | [illegible] | [illegible] | [illegible] | [illegible] | [illegible] | [illegible] | [illegible] | [illegible] | [illegible] | [illegible] | [illegible] | [illegible] | [illegible] |

| Element (X) | $\Sigma X^2$ | $\Sigma X$ | $\bar{X}$ | $\sigma_x$ | No. Obs. | Mean No. of Hours with Temperature ≤ 0 F | ≤ 32 F | ≥ 67 F | ≥ 73 F | ≥ 80 F | ≥ 93 F | Total |
|---|---|---|---|---|---|---|---|---|---|---|---|---|
| Rel. Hum. | [illegible] | [illegible] | 44.2 | 20.591 | 816 | | | | | | | |
| Dry Bulb | [illegible] | [illegible] | 47.6 | [illegible] | [illegible] | | | [illegible] | | | | |
| Wet Bulb | [illegible] | [illegible] | [illegible] | [illegible] | 316 | | [illegible] | | | | | |
| Dew Point | [illegible] | [illegible] | 24.7 | [illegible] | 316 | [illegible] | [illegible] | | | | | |

USAFETAC FORM JUL 64 0-26-5 (OL A) REVISED PREVIOUS EDITIONS OF THIS FORM ARE OBSOLETE

# PSYCHROMETRIC SUMMARY

STATION _____ STATION NAME _____ YEARS _____ MON _____

HOURS _____ S T _____

| Temp. (F) | WET BULB TEMPERATURE DEPRESSION (F) | | | | | | | | | | | | | | | | | | | | | | | | | | | TOTAL D.B.-W.B. | TOTAL Dry Bulb | TOTAL Wet Bulb | TOTAL Dew Point |
|---|---|---|---|---|---|---|---|---|---|---|---|---|---|---|---|---|---|---|---|---|---|---|---|---|---|---|---|---|---|---|
| | 0 | 1 - 2 | 3 - 4 | 5 - 6 | 7 - 8 | 9 - 10 | 11 - 12 | 13 - 14 | 15 - 16 | 17 - 18 | 19 - 20 | 21 - 22 | 23 - 24 | 25 - 26 | 27 - 28 | 29 - 30 | ≥ 31 | | | | | | | | | | | | | | |
| | | | | | | | | | | | | | | | |

# PSYCHROMETRIC SUMMAR

STATION | STATION NAME | YEARS | MONTH

HOURS

| Temp. (F) | WET BULB TEMPERATURE DEPRESSION (F) | | | | | | | | | | | | | | | | | | | | | TOTAL | TOTAL | |
|---|---|---|---|---|---|---|---|---|---|---|---|---|---|---|---|---|---|---|---|---|---|---|---|---|
| | 0 | 1 - 2 | 3 - 4 | 5 - 6 | 7 - 8 | 9 - 10 | 11 - 12 | 13 - 14 | 15 - 16 | 17 - 18 | 19 - 20 | 21 - 22 | 23 - 24 | 25 - 26 | 27 - 28 | 29 - 30 | ≥ 31 | D.B.-W.B. | Dry Bulb | Wet Bulb | Dew Point |
| | | | | | | | | | | | | | | | | | | | | | | | | |

| Element (X) | $\Sigma_X'$ | $\Sigma_X$ | $\bar{X}$ | $\sigma_x$ | No. Obs. | Mean No. of Hours with Temperature | | | | | | |
|---|---|---|---|---|---|---|---|---|---|---|---|---|
| | | | | | | ≤ 0 F | ≤ 32 F | ≥ 67 F | ≥ 73 F | ≥ 80 F | ≥ 93 F | Total |
| Rel. Hum | | | | | | | | | | | | |
| Dry Bulb | | | | | | | | | | | | |
| Wet Bulb | | | | | | | | | | | | |
| Dew Point | | | | | | | | | | | | |

USAFETAC FORM 0-26 5 (OL A) REVISED PREVIOUS EDITIONS OF THIS FORM ARE OBSOLETE

# PSYCHROMETRIC SUMMARY

STATION _____ STATION NAME _____ YEARS _____ MONTH _____

HOURS _____

| Temp (F) | WET BULB TEMPERATURE DEPRESSION (F) | | | | | | | | | | | | | | | | | | | | | | | | | | | | | | | TOTAL D.B.-W.B. | TOTAL Dry Bulb | TOTAL Wet Bulb | TOTAL Dew Point |
|---|---|---|---|---|---|---|---|---|---|---|---|---|---|---|---|---|---|---|---|---|---|---|---|---|---|---|---|---|---|---|---|---|---|
| | 0 | 1 - 2 | 3 - 4 | 5 - 6 | 7 - 8 | 9 - 10 | 11 - 12 | 13 - 14 | 15 - 16 | 17 - 18 | 19 - 20 | 21 - 22 | 23 - 24 | 25 - 26 | 27 - 28 | 29 - 30 | ≥ 31 | | | | | | | | | | | | | | | | | |
| | | | | | | | | | | | | | | | |

# PSYCHROMETRIC SUMMAR

STATION | STATION NAME | YEARS | MONTH

HOURS

| Temp (F) | WET BULB TEMPERATURE DEPRESSION (F) 0 | 1-2 | 3-4 | 5-6 | 7-8 | 9-10 | 11-12 | 13-14 | 15-16 | 17-18 | 19-20 | 21-22 | 23-24 | 25-26 | 27-28 | 29-30 | ≥ 31 | TOTAL D.B.-W.B. | TOTAL Dry Bulb | TOTAL Wet Bulb | Dew Po |
|---|---|---|---|---|---|---|---|---|---|---|---|---|---|---|---|---|---|---|---|---|---|
| [illegible] | | | | .1 | | | | | | | | | | | | | | | | | |
| [illegible] | | | .1 | | .1 | | | | | | | | | | | | | | | | |
| [illegible] | | | | .1 | | | | | | | | | | | | | | | | | |
| [illegible] | | | | | | | | | | | | | | | | | | | | | |
| [illegible] | | | | | | | | | | | | | | | | | | | | | |
| [illegible] | | .1 | | | | | | | | | | | | | | | | | | | |
| [illegible] | | .1 | .1 | | .1 | | | | | | | | | | | | | | | | |
| [illegible] | .1 | .1 | .1 | .1 | .4 | | | | | | | | | | | | | | | | |
| [illegible] | | .1 | .1 | .1 | | | | | | | | | | | | | | | | | |
| [illegible] | | .1 | .1 | .4 | | | | | | | | | | | | | | | | | |
| [illegible] | .4 | 1.7 | .5 | .7 | .1 | | | | | | | | | | | | | | | | |
| [illegible] | | 1.1 | 1.1 | 1.1 | .1 | .1 | | | | | | | | | | | | | | | |
| [illegible] | .1 | .1 | .1 | 1.2 | 1.1 | .1 | | | | | | | | | | | | | | | |
| [illegible] | .4 | 2.7 | .1 | 1.1 | .1 | | | | | | | | | | | | | | | | |
| [illegible] | .1 | .1 | .1 | 1.1 | .1 | .1 | | | | | | | | | | | | | | | |
| [illegible] | .1 | .1 | .1 | 4.7 | 1.9 | | | | | | | | | | | | | | | | |
| [illegible] | .7 | 1.7 | .1 | .1 | 1.5 | .4 | | | | | | | | | | | | | | | |
| [illegible] | .1 | .1 | .1 | 4.5 | 1.7 | | | | | | | | | | | | | | | | |
| [illegible] | .1 | .7 | 4.1 | .1 | .1 | | | | | | | | | | | | | | | | |
| [illegible] | | .1 | .1 | 1.1 | | | | | | | | | | | | | | | | | |
| [illegible] | | .1 | .1 | .4 | | | | | | | | | | | | | | | | | |
| [illegible] | | .7 | 1.1 | .1 | | | | | | | | | | | | | | | | | |
| [illegible] | | .4 | | | | | | | | | | | | | | | | | | | |
| [illegible] | | | | | | | | | | | | | | | | | | | | | |
| [illegible] | | | | | | | | | | | | | | | | | | | | | |
| [illegible] | | | | | | | | | | | | | | | | | | | | | |
| [illegible] | | | | | | | | | | | | | | | | | | | | | |
| [illegible] | | | | | | | | | | | | | | | | | | | | | |
| [illegible] | | | | | | | | | | | | | | | | | | | | | |
| [illegible] | | | | | | | | | | | | | | | | | | | | | |
| [illegible] | | | | | | | | | | | | | | | | | | | | | |
| [illegible] | | | | | | | | | | | | | | | | | | | | | |
| [illegible] | | | | | | | | | | | | | | | | | | | | | |
| TOTAL | [illegible] | [illegible] | [illegible] | [illegible] | [illegible] | [illegible] | | | | | | | | | | | | | | | |

| Element (X) | $\Sigma X'$ | $\Sigma X$ | $\bar{X}$ | $\sigma_x$ | No. Obs. | Mean No. of Hours with Temperature ≤ 0 F | ≤ 32 F | ≥ 67 F | ≥ 73 F | ≥ 80 F | ≥ 93 F | Total |
|---|---|---|---|---|---|---|---|---|---|---|---|---|
| Rel. Hum. | [illegible] | [illegible] | 64.5 | 16.393 | 826 | | | | | | | |
| Dry Bulb | [illegible] | [illegible] | 35.2 | 6.209 | 827 | | [illegible] | | | | | |
| Wet Bulb | [illegible] | [illegible] | 31.4 | 6.497 | 826 | | 53.6 | | | | | |
| Dew Point | [illegible] | [illegible] | 23.7 | 9.347 | 826 | | 65.4 | | | | | |

USAFETAC FORM JUL 64 0-26-5 (OL A) REVISED PREVIOUS EDITIONS OF THIS FORM ARE OBSOLETE

# PSYCHROMETRIC SUMMA

STATION | STATION NAME | YEARS | MONTH

HOURS

| Temp. (F) | WET BULB TEMPERATURE DEPRESSION (F) | | | | | | | | | | | | | | | | | | | | | | | | | | | TOTAL D.B./W.B. | TOTAL Dry Bulb | TOTAL Wet Bulb | TOTAL Dew |
|---|---|---|---|---|---|---|---|---|---|---|---|---|---|---|---|---|---|---|---|---|---|---|---|---|---|---|---|---|---|---|---|
| | 0 | 1 - 2 | 3 - 4 | 5 - 6 | 7 - 8 | 9 - 10 | 11 - 12 | 13 - 14 | 15 - 16 | 17 - 18 | 19 - 20 | 21 - 22 | 23 - 24 | 25 - 26 | 27 - 28 | 29 - 30 | ≥ 31 | | | | | | | | | | | | | | | |
| | | | | | | | | | | | | | | | |

# PSYCHROMETRIC SUMM

STATION | STATION NAME | YEARS | MON

HOURS

| Temp (F) | WET BULB TEMPERATURE DEPRESSION (F) 0 | 1 - 2 | 3 - 4 | 5 - 6 | 7 - 8 | 9 - 10 | 11 - 12 | 13 - 14 | 15 - 16 | 17 - 18 | 19 - 20 | 21 - 22 | 23 - 24 | 25 - 26 | 27 - 28 | 29 - 30 | ≥ 31 | TOTAL D.B. | TOTAL W.B. Dry Bulb | TOTAL Wet Bulb |
|---|---|---|---|---|---|---|---|---|---|---|---|---|---|---|---|---|---|---|---|---|
| / | | | | | | •1 | | | •1 | | | | | | | | | | | |
| / | | | •2 | | | •3 | | | | | | | | | | | | | | |
| / | •1 | •1 | •1 | •2 | •1 | | | | | | | | | | | | | | | |
| / | | | •1 | | | | | | | | | | | | | | | | | |
| / | | •4 | | | | | | | | | | | | | | | | | | |
| / | | •1 | | | •1 | | | | | | | | | | | | | | | |
| / | | •2 | •1 | •2 | •1 | | | | | | | | | | | | | | | |
| / | •1 | •3 | •2 | •3 | •1 | | | | | | | | | | | | | | | |
| / | | •7 | 1•4 | •5 | •7 | •4 | | | | | | | | | | | | | | |
| / | | 1•4 | •5 | •5 | •7 | •1 | | | | | | | | | | | | | | |
| / | | •3 | •5 | •6 | 1•6 | •2 | | | | | | | | | | | | | | |
| / | | •3 | •4 | •4 | 1•1 | •1 | | | | | | | | | | | | | | |
| / | | •3 | •2 | •3 | •5 | | | | | | | | | | | | | | | |
| / | | •3 | •2 | 1•7 | •6 | •2 | | | | | | | | | | | | | | |
| / | | •2 | 1•7 | 1•5 | •4 | | | | | | | | | | | | | | | |
| / | •1 | 1•1 | •2 | 1•7 | | | | | | | | | | | | | | | | |
| / | | 1•4 | 2•1 | 1•4 | | | | | | | | | | | | | | | | |
| / | | •7 | •7 | •5 | | | | | | | | | | | | | | | | |
| / | | •5 | 1•1 | | | | | | | | | | | | | | | | | |
| / | | •4 | | | | | | | | | | | | | | | | | | |
| / | | •4 | •1 | | | | | | | | | | | | | | | | | |
| / | | •3 | | | | | | | | | | | | | | | | | | |
| / | | | | | | | | | | | | | | | | | | | | |
| / | | | | | | | | | | | | | | | | | | | | |
| / | | | | | | | | | | | | | | | | | | | | |
| / | | | | | | | | | | | | | | | | | | | | |
| / | | | | | | | | | | | | | | | | | | | | |
| TOTAL | | | | | | | | | | | | | | | | | | | | |

| Element (X) | $\Sigma_X'$ | $\Sigma_X$ | $\bar{X}$ | $\sigma_x$ | No. Obs. | Mean No. of Hours with Temperature ≤ 0 F | ≤ 32 F | ≤ 67 F | ≥ 73 F | ≥ 80 F | ≥ 93 F |
|---|---|---|---|---|---|---|---|---|---|---|---|
| Rel. Hum. | | | | | | | | | | | |
| Dry Bulb | | | | | | | | | | | |
| Wet Bulb | | | | | | | | | | | |
| Dew Point | | | | | | | | | | | |

USAFETAC FORM 0-26-5 (OL A) JUL 64 REVISED PREVIOUS EDITIONS OF THIS FORM ARE OBSOLETE

# PSYCHROMETRIC SUMMA

STATION | STATION NAME | YEARS | MONTH

HOURS (L.S.T.)

| Temp (F) | WET BULB TEMPERATURE DEPRESSION (F) 0 | 1 - 2 | 3 - 4 | 5 - 6 | 7 - 8 | 9 - 10 | 11 - 12 | 13 - 14 | 15 - 16 | 17 - 18 | 19 - 20 | 21 - 22 | 23 - 24 | 25 - 26 | 27 - 28 | 29 - 30 | ≥ 31 | TOTAL D.B./W.B. | TOTAL Dry Bulb | TOTAL Wet Bulb | TOTAL De |
|---|---|---|---|---|---|---|---|---|---|---|---|---|---|---|---|---|---|---|---|---|---|
| | | | | | | | | | | | | | | | | | | | | | |
| | | | | | | | | | | | | | | | | | | | | | |
| | | | | | | | | | | | | | | | | | | | | | |

# PSYCHROMETRIC SUMMAI

STATION | STATION NAME | YEARS | MONTH

HOURS

| Temp (F) | WET BULB TEMPERATURE DEPRESSION (F) | | | | | | | | | | | | | | | | | | | | | TOTAL | TOTAL | |
|---|---|---|---|---|---|---|---|---|---|---|---|---|---|---|---|---|---|---|---|---|---|---|---|---|
| | 0 | 1 - 2 | 3 - 4 | 5 - 6 | 7 - 8 | 9 - 10 | 11 - 12 | 13 - 14 | 15 - 16 | 17 - 18 | 19 - 20 | 21 - 22 | 23 - 24 | 25 - 26 | 27 - 28 | 29 - 30 | ≥ 31 | D.B./W.B. | Dry Bulb | Wet Bulb | Dew P |
| / | | | | | | | | •1 | | | | | | | | | | | | | |
| / | | | | | | | | | | •1 | | | | | | | | | | | |
| / | | | | | | | | | | •1 | | | | | | | | | | | |
| / | | | | | •1 | •1 | | •1 | •1 | | | | | | | | | | | | |
| / | | | | | •1 | •2 | •1 | •2 | •1 | •2 | | | | | | | | | | | |
| / | | | | | •2 | •4 | 1•2 | 1•1 | 1•1 | •1 | | | | | | | | | | | |
| / | | | | | •2 | •3 | •3 | •3 | •5 | •1 | | | | | | | | | | | |
| / | | | | 1•1 | •3 | 1•2 | •3 | •3 | | | | | | | | | | | | | |
| / | | | | 1•1 | 1•2 | 1•2 | 2•2 | 1•2 | 1•2 | | | | | | | | | | | | |
| / | | •1 | | •2 | •2 | 1•5 | 2•1 | •7 | •3 | | | | | | | | | | | | |
| / | | •1 | •4 | •7 | 2•6 | 2•2 | 1•5 | 1•2 | •1 | •1 | | | | | | | | | | | |
| / | | •1 | •2 | 1•2 | 2•7 | 3•7 | 3•1 | 1•3 | •3 | | | | | | | | | | | | |
| / | | | •1 | •2 | 1•7 | 3•3 | 3•1 | 2•5 | •3 | | | | | | | | | | | | |
| / | | | •1 | •2 | 2•2 | 2•2 | 2•0 | •2 | •1 | | | | | | | | | | | | |
| / | | •2 | 1•2 | 1•1 | 1•7 | 3•4 | •3 | | | | | | | | | | | | | | |
| / | | •1 | 1•2 | •4 | •7 | •7 | | | | | | | | | | | | | | | |
| / | | | •2 | •1 | •4 | •5 | •1 | | | | | | | | | | | | | | |
| / | | | •4 | •1 | •2 | •2 | •1 | | | | | | | | | | | | | | |
| / | | •1 | •1 | | | •1 | | | | | | | | | | | | | | | |
| / | | | | | | | | | | | | | | | | | | | | | |
| / | | | | | | | | | | | | | | | | | | | | | |
| / | | | | | | | | | | | | | | | | | | | | | |
| / | | | | | | | | | | | | | | | | | | | | | |
| / | | | | | | | | | | | | | | | | | | | | | |
| / | | | | | | | | | | | | | | | | | | | | | |
| / | | | | | | | | | | | | | | | | | | | | | |
| / | | | | | | | | | | | | | | | | | | | | | |
| / | | | | | | | | | | | | | | | | | | | | | |
| / | | | | | | | | | | | | | | | | | | | | | |
| / | | | | | | | | | | | | | | | | | | | | | |

| Element (X) | $\Sigma_{X'}$ | $\Sigma_X$ | $\bar{X}$ | $\sigma_x$ | No. Obs. | Mean No. of Hours with Temperature | | | | | | |
|---|---|---|---|---|---|---|---|---|---|---|---|---|
| | | | | | | ≤ 0 F | ≤ 32 F | ≥ 67 F | ≥ 73 F | ≥ 80 F | ≥ 93 F | Total |
| Rel. Hum. | | | | | | | | | | | | |
| Dry Bulb | | | | | | | | | | | | |
| Wet Bulb | | | | | | | | | | | | |
| Dew Point | | | | | | | | | | | | |

USAFETAC FORM 0 26 5 (OL A) REVISED PREVIOUS EDITIONS OF THIS FORM ARE OBSOLETE

[illegible] CLIMATOLOGY BRANCH
[illegible]
[illegible]

# PSYCHROMETRIC SUMMAI

| STATION | STATION NAME | YEARS | MONTH |
|---|---|---|---|
| [illegible] | [illegible] | [illegible] | |

HOURS [illegible]

| Temp. (F) | WET BULB TEMPERATURE DEPRESSION (F) 0 | 1-2 | 3-4 | 5-6 | 7-8 | 9-10 | 11-12 | 13-14 | 15-16 | 17-18 | 19-20 | 21-22 | 23-24 | 25-26 | 27-28 | 29-30 | ≥ 31 | TOTAL D.B./W.B. | TOTAL Dry Bulb | Wet Bulb | Dew P |
|---|---|---|---|---|---|---|---|---|---|---|---|---|---|---|---|---|---|---|---|---|---|
| [illegible] | | | | | | | | | | | | | | | | | | | | | |
| [illegible] | [illegible] | [illegible] | [illegible] | [illegible] | [illegible] | [illegible] | [illegible] | [illegible] | [illegible] | [illegible] | [illegible] | | | | | | | | | | |

| Element (X) | $\Sigma X^2$ | $\Sigma X$ | $\bar{X}$ | $\sigma_x$ | No. Obs. | Mean No. of Hours with Temperature ≤ 0 F | ≤ 32 F | ≥ 67 F | ≥ 73 F | ≥ 80 F | ≥ 93 F | Total |
|---|---|---|---|---|---|---|---|---|---|---|---|---|
| Rel. Hum. | [illegible] | 47767 | [illegible] | [illegible] | 894 | | | | | | | |
| Dry Bulb | [illegible] | 43774 | [illegible] | [illegible] | 894 | | | [illegible] | | | | |
| Wet Bulb | [illegible] | 37171 | [illegible] | [illegible] | 894 | | [illegible] | | | | | |
| Dew Point | [illegible] | 27771 | [illegible] | [illegible] | 894 | | 49.4 | | | | | |

USAFETAC FORM JUL 64 0-26-5 (OL A) REVISED PREVIOUS EDITIONS OF THIS FORM ARE OBSOLETE

# PSYCHROMETRIC SUMMAR

STATION | STATION NAME | YEARS | MONTH

HOURS (L. S. T.

| Temp. (F) | WET BULB TEMPERATURE DEPRESSION (F) | | | | | | | | | | | | | | | | | | | | | TOTAL D.B./W.B. | TOTAL Dry Bulb | TOTAL Wet Bulb | TOTAL Dew P. |
|---|---|---|---|---|---|---|---|---|---|---|---|---|---|---|---|---|---|---|---|---|---|---|---|---|---|
| | 0 | 1 - 2 | 3 - 4 | 5 - 6 | 7 - 8 | 9 - 10 | 11 - 12 | 13 - 14 | 15 - 16 | 17 - 18 | 19 - 20 | 21 - 22 | 23 - 24 | 25 - 26 | 27 - 28 | 29 - 30 | ≥ 31 | | | | | | | | |

| Element (X) | $\Sigma X'$ | $\Sigma X$ | $\bar{X}$ | $\sigma_x$ | No. Obs. | Mean No. of Hours with Temperature | | | | | | |
|---|---|---|---|---|---|---|---|---|---|---|---|---|
| Rel. Hum. | | | | | | ≤ 0 F | ≤ 32 F | ≥ 67 F | ≥ 73 F | ≥ 80 F | ≥ 93 F | Total |
| Dry Bulb | | | | | | | | | | | | |
| Wet Bulb | | | | | | | | | | | | |
| Dew Point | | | | | | | | | | | | |

USAFETAC FORM 0-26.5 (OL A) REVISED PREVIOUS EDITIONS OF THIS FORM ARE OBSOLETE

# PSYCHROMETRIC SUMMAR

STATION | STATION NAME | YEARS | MONTH

HOURS (L. S. T.)

| Temp. (F) | WET BULB TEMPERATURE DEPRESSION (F) | | | | | | | | | | | | | | | | | | TOTAL D.B./W.B. | TOTAL Dry Bulb | TOTAL Wet Bulb | TOTAL Dew Po |
|---|---|---|---|---|---|---|---|---|---|---|---|---|---|---|---|---|---|---|---|---|---|---|
| | 0 | 1 - 2 | 3 - 4 | 5 - 6 | 7 - 8 | 9 - 10 | 11 - 12 | 13 - 14 | 15 - 16 | 17 - 18 | 19 - 20 | 21 - 22 | 23 - 24 | 25 - 26 | 27 - 28 | 29 - 30 | ≥ 31 | | | | | |
| | | | | | | | | | | | | | | | | | | | | | | |
| Tot | | | | | | | | | | | | | | | | | | | | | | |

| Element (X) | $\Sigma_{X'}$ | $\Sigma_X$ | $\bar{X}$ | $\sigma_x$ | No. Obs. | Mean No. of Hours with Temperature | | | | | | |
|---|---|---|---|---|---|---|---|---|---|---|---|---|
| | | | | | | ≤ 0 F | ≤ 32 F | ≥ 67 F | ≥ 73 F | ≥ 80 F | ≥ 93 F | Total |
| Rel. Hum. | | | | | | | | | | | | |
| Dry Bulb | | | | | | | | | | | | |
| Wet Bulb | | | | | | | | | | | | |
| Dew Point | | | | | | | 47.4 | | | | | |

USAFETAC FORM 0-26-5 (OL A) AUG 64 REVISED PREVIOUS EDITIONS OF THIS FORM ARE OBSOLETE

# PSYCHROMETRIC SUMMARY

STATION | STATION NAME | YEARS | MONTH

HOURS (L. S. T.)

| Temp. (F) | WET BULB TEMPERATURE DEPRESSION (F) | | | | | | | | | | | | | | | | | | | | | | TOTAL D.B./W.B. | TOTAL Dry Bulb | TOTAL Wet Bulb | TOTAL Dew Point |
|---|---|---|---|---|---|---|---|---|---|---|---|---|---|---|---|---|---|---|---|---|---|---|---|---|---|---|
| | 0 | 1 - 2 | 3 - 4 | 5 - 6 | 7 - 8 | 9 - 10 | 11 - 12 | 13 - 14 | 15 - 16 | 17 - 18 | 19 - 20 | 21 - 22 | 23 - 24 | 25 - 26 | 27 - 28 | 29 - 30 | ≥ 31 | | | | | |

| Element (X) | $\Sigma X'$ | $\Sigma X$ | $\bar{X}$ | $\sigma_x$ | No. Obs. | Mean No. of Hours with Temperature | | | | | | |
|---|---|---|---|---|---|---|---|---|---|---|---|---|
| | | | | | | ≤ 0 F | ≤ 32 F | ≥ 67 F | ≥ 73 F | ≥ 80 F | ≥ 93 F | Total |
| Rel. Hum. | | | | | | | | | | | | |
| Dry Bulb | | | | | | | | | | | | |
| Wet Bulb | | | | | | | | | | | | |
| Dew Point | | | | | | | | | | | | |

USAFETAC FORM 0-26-5 (OL A) REVISED PREVIOUS EDITIONS OF THIS FORM ARE OBSOLETE

# PSYCHROMETRIC SUMMARY

STATION | STATION NAME | YEARS | MONTH

HOURS (L. S. T.

| Temp. (F) | WET BULB TEMPERATURE DEPRESSION (F) | | | | | | | | | | | | | | | | | | TOTAL D.B./W.B. | TOTAL Dry Bulb | TOTAL Wet Bulb | TOTAL Dew Point |
|---|---|---|---|---|---|---|---|---|---|---|---|---|---|---|---|---|---|---|---|---|---|---|
| | 0 | 1 - 2 | 3 - 4 | 5 - 6 | 7 - 8 | 9 - 10 | 11 - 12 | 13 - 14 | 15 - 16 | 17 - 18 | 19 - 20 | 21 - 22 | 23 - 24 | 25 - 26 | 27 - 28 | 29 - 30 | ≥ 31 | | | | | |
| | | | | | | | | | | | | | | | | | | | | | | |

| Element (X) | $\Sigma x'$ | $\Sigma x$ | $\bar{X}$ | $\sigma_x$ | No. Obs. | Mean No. of Hours with Temperature | | | | | | |
|---|---|---|---|---|---|---|---|---|---|---|---|---|
| | | | | | | ≤ 0 F | ≤ 32 F | ≥ 67 F | ≥ 73 F | ≥ 80 F | ≥ 93 F | Total |
| Rel. Hum. | | | 53.1 | 19.631 | 389 | | | | | | | |
| Dry Bulb | | | 52.4 | 8.897 | 389 | | | 1.4 | | | | |
| Wet Bulb | | | 44.4 | 5.011 | 389 | | | | | | | |
| Dew Point | | | 34.3 | 9.665 | 389 | | 41.1 | | | | | |

USAFETAC FORM 0-26-5 (OL A) REVISED PREVIOUS EDITIONS OF THIS FORM ARE OBSOLETE

# PSYCHROMETRIC SUMMARY

STATION _____ STATION NAME _____ YEARS 74-80 MONTH _____

HOURS (L. S. T.)

| Temp. (F) | WET BULB TEMPERATURE DEPRESSION (F) 0 | 1 - 2 | 3 - 4 | 5 - 6 | 7 - 8 | 9 - 10 | 11 - 12 | 13 - 14 | 15 - 16 | 17 - 18 | 19 - 20 | 21 - 22 | 23 - 24 | 25 - 26 | 27 - 28 | 29 - 30 | ≥ 31 | TOTAL D.B./W.B. | TOTAL Dry Bulb | TOTAL Wet Bulb | TOTAL Dew Point |
|---|---|---|---|---|---|---|---|---|---|---|---|---|---|---|---|---|---|---|---|---|---|
| [illegible] | | | | | | | | | | | | | | | | | | | | | |

| Element (X) | $\Sigma_X'$ | $\Sigma_X$ | $\bar{X}$ | $\sigma_x$ | No. Obs. | Mean No. of Hours with Temperature ≤ 0 F | ≤ 32 F | ≥ 67 F | ≥ 73 F | ≥ 80 F | ≥ 93 F | Total |
|---|---|---|---|---|---|---|---|---|---|---|---|---|
| Rel. Hum. | | | | | | | | | | | | |
| Dry Bulb | | | | | | | | | | | | |
| Wet Bulb | | | | | | | | | | | | |
| Dew Point | | | | | | | | | | | | |

USAFETAC FORM 0-26-5 (OL A) JUL 64 REVISED PREVIOUS EDITIONS OF THIS FORM ARE OBSOLETE

# PSYCHROMETRIC SUMMARY

STATION | STATION NAME | YEARS | MONTH

HOURS (L.S.T.)

| Temp. (F) | WET BULB TEMPERATURE DEPRESSION (F) | | | | | | | | | | | | | | | | | | TOTAL D.B.-W.B. | TOTAL Dry Bulb | TOTAL Wet Bulb Dew Point |
|---|---|---|---|---|---|---|---|---|---|---|---|---|---|---|---|---|---|---|---|---|---|
| | 0 | 1 - 2 | 3 - 4 | 5 - 6 | 7 - 8 | 9 - 10 | 11 - 12 | 13 - 14 | 15 - 16 | 17 - 18 | 19 - 20 | 21 - 22 | 23 - 24 | 25 - 26 | 27 - 28 | 29 - 30 | ≥ 31 | | | | |

| Element (X) | $\Sigma X^2$ | $\Sigma X$ | $\bar{X}$ | $\sigma_X$ | No. Obs. | Mean No. of Hours with Temperature | | | | | | |
|---|---|---|---|---|---|---|---|---|---|---|---|---|
| | | | | | | ≤ 0 F | ≤ 32 F | ≤ 67 F | ≤ 73 F | ≤ 80 F | ≤ 93 F | Total |
| Rel. Hum. | | | | | | | | | | | | |
| Dry Bulb | | | | | | | | | | | | |
| Wet Bulb | | | | | | | | | | | | |
| Dew Point | | | | | | | | | | | | |

USAFETAC FORM 0-26-5 (OL A) REVISED PREVIOUS EDITIONS OF THIS FORM ARE OBSOLETE

# PSYCHROMETRIC SUMMARY

STATION _____ STATION NAME _____ YEARS 74-97 MONTH _____

HOURS L. S. T.

| Temp. (F) | WET BULB TEMPERATURE DEPRESSION (F) 0 | 1 - 2 | 3 - 4 | 5 - 6 | 7 - 8 | 9 - 10 | 11 - 12 | 13 - 14 | 15 - 16 | 17 - 18 | 19 - 20 | 21 - 22 | 23 - 24 | 25 - 26 | 27 - 28 | 29 - 30 | ≥ 31 | TOTAL D.B.-W.B. | TOTAL Dry Bulb | TOTAL Wet Bulb | TOTAL Dew Point |
|---|---|---|---|---|---|---|---|---|---|---|---|---|---|---|---|---|---|---|---|---|---|
| [illegible] | | | | .1 | | | | | | | | | | | | | | | | | |
| [illegible] | | | .2 | | | | | | | | | | | | | | | | | | |
| [illegible] | | | | .2 | | | | | | | | | | | | | | | | | |
| [illegible] | | .1 | .1 | .1 | .4 | | | | | | | | | | | | | | | | |
| [illegible] | | .4 | .2 | .2 | .3 | .1 | | | | | | | | | | | | | | | |
| [illegible] | | .3 | .5 | .5 | .9 | .2 | | .1 | | | | | | | | | | | | | |
| [illegible] | .4 | .4 | 1.1 | 1.4 | .7 | | .1 | .1 | | | | | | | | | | | | | |
| [illegible] | | .4 | 1.1 | .8 | .3 | .2 | .1 | | | | | | | | | | | | | | |
| [illegible] | | 1.4 | 1. | .2 | .7 | .9 | .1 | | | | | | | | | | | | | | |
| [illegible] | | .6 | .7 | 1.1 | 1. | 1. | | | | | | | | | | | | | | | |
| [illegible] | .3 | .6 | .6 | .7 | .5 | .2 | .3 | | | | | | | | | | | | | | |
| [illegible] | .3 | 1.2 | .4 | .2 | 1.7 | 1.2 | | | | | | | | | | | | | | | |
| [illegible] | .3 | .6 | .5 | 1.1 | 1.7 | 1.7 | | | | | | | | | | | | | | | |
| [illegible] | | 1.7 | .2 | 1.1 | .2 | | | | | | | | | | | | | | | | |
| [illegible] | | .5 | 1.1 | 1.7 | .7 | | | | | | | | | | | | | | | | |
| [illegible] | | .7 | .7 | .2 | .3 | | | | | | | | | | | | | | | | |
| [illegible] | | .2 | .2 | .1 | .2 | | | | | | | | | | | | | | | | |
| [illegible] | .1 | .1 | .1 | | .1 | | | | | | | | | | | | | | | | |
| [illegible] | | | | | .1 | | | | | | | | | | | | | | | | |
| [illegible] | | | | .1 | | | | | | | | | | | | | | | | | |
| [illegible] | | | | .1 | | | | | | | | | | | | | | | | | |
| [illegible] | | | | | | | | | | | | | | | | | | | | | |
| [illegible] | | | | | | | | | | | | | | | | | | | | | |
| [illegible] | | | |

# PSYCHROMETRIC SUMMARY

STATION | STATION NAME | YEARS | MONTH

HOURS

| Temp. (F) | WET BULB TEMPERATURE DEPRESSION (F) 0 | 1 - 2 | 3 - 4 | 5 - 6 | 7 - 8 | 9 - 10 | 11 - 12 | 13 - 14 | 15 - 16 | 17 - 18 | 19 - 20 | 21 - 22 | 23 - 24 | 25 - 26 | 27 - 28 | 29 - 30 | ≥ 31 | TOTAL D.B. | TOTAL W.B. | Dry Bulb | Wet Bulb | Dew Point |
|---|---|---|---|---|---|---|---|---|---|---|---|---|---|---|---|---|---|---|---|---|---|---|
| | | | | | | | | | | | | | | | | | | | | | | |

USAFETAC FORM 0-26-5 (OL A) REVISED PREVIOUS EDITIONS OF THIS FORM ARE OBSOLETE

| Element (X) | $\Sigma X'$ | $\Sigma X$ | $\bar{X}$ | $\sigma_X$ | No. Obs. | Mean No. of Hours with Temperature ≤ 0 F | ≤ 32 F | ≥ 67 F | ≥ 73 F | ≥ 80 F | ≥ 93 F | Total |
|---|---|---|---|---|---|---|---|---|---|---|---|---|
| Rel. Hum. | | | | | | | | | | | | |
| Dry Bulb | | | | | | | | | | | | |
| Wet Bulb | | | | | | | | | | | | |
| Dew Point | | | | | | | | | | | | |

# PSYCHROMETRIC SUMMARY

STATION | STATION NAME | YEARS | MONTH

HOURS (L.S.T.)

| Temp. (F) | WET BULB TEMPERATURE DEPRESSION (F) | | | | | | | | | | | | | | | | | | | | | | TOTAL D.B.-W.B. | TOTAL Dry Bulb | TOTAL Wet Bulb | TOTAL Dew Point |
|---|---|---|---|---|---|---|---|---|---|---|---|---|---|---|---|---|---|---|---|---|---|---|---|---|---|---|
| | 0 | 1 - 2 | 3 - 4 | 5 - 6 | 7 - 8 | 9 - 10 | 11 - 12 | 13 - 14 | 15 - 16 | 17 - 18 | 19 - 20 | 21 - 22 | 23 - 24 | 25 - 26 | 27 - 28 | 29 - 30 | ≥ 31 | | | | | | | | | | |

| Element (X) | $\Sigma_X'$ | $\Sigma_X$ | $\bar{X}$ | $\sigma_x$ | No. Obs. | Mean No. of Hours with Temperature | | | | | | |
|---|---|---|---|---|---|---|---|---|---|---|---|---|
| | | | | | | ≤ 0 F | ≤ 32 F | ≥ 67 F | ≥ 73 F | ≥ 80 F | ≥ 93 F | Total |
| Rel. Hum. | | | | | | | | | | | | |
| Dry Bulb | | | | | | | | | | | | |
| Wet Bulb | | | | | | | | | | | | |
| Dew Point | | | | | | | | | | | | |

USAFETAC FORM 0-26-5 (OL-A) REVISED PREVIOUS EDITIONS OF THIS FORM ARE OBSOLETE

# PSYCHROMETRIC SUMMARY

STATION | STATION NAME | YEARS | MONTH

HOURS L.S.T.

| Temp. (F) | WET BULB TEMPERATURE DEPRESSION (F) 0 | 1 - 2 | 3 - 4 | 5 - 6 | 7 - 8 | 9 - 10 | 11 - 12 | 13 - 14 | 15 - 16 | 17 - 18 | 19 - 20 | 21 - 22 | 23 - 24 | 25 - 26 | 27 - 28 | 29 - 30 | ≥ 31 | TOTAL D.B.-W.B. | TOTAL Dry Bulb | TOTAL Wet Bulb | TOTAL Dew Point |
|---|---|---|---|---|---|---|---|---|---|---|---|---|---|---|---|---|---|---|---|---|---|
| | | | | | | | | | | | | | | | | | | | | | |

| Element (X) | $\Sigma X'$ | $\Sigma X$ | $\bar{X}$ | $\sigma_x$ | No. Obs. | Mean No. of Hours with Temperature ≤ 0 F | ≤ 32 F | ≥ 67 F | ≥ 73 F | ≥ 80 F | ≥ 93 F | Total |
|---|---|---|---|---|---|---|---|---|---|---|---|---|
| Rel. Hum | | | | | | | | | | | | |
| Dry Bulb | | | | | | | | | | | | |
| Wet Bulb | | | | | | | | | | | | |
| Dew Point | | | | | | | | | | | | |

USAFETAC FORM 0-26 5 (OL A) PREVIOUS EDITIONS OF THIS FORM ARE OBSOLETE

AD-A159 684 ATSUGI NAS JAPAN LIMITED SURFACE OBSERVATIONS CLIMATIC SUMMARY (LISOCS) PART A C-F(U) AIR FORCE ENVIRONMENTAL TECHNICAL APPLICATIONS CENTER SCOTT A.. FEB 85 4/5

UNCLASSIFIED USAFETAC/DS-85/006 F/G 4/2 NL




1·0
1·1
1·25
1·4
1·6
1·8
2·0
2·2
2·5
2·8
3·15
3·5
4·0
4·5

# PSYCHROMETRIC SUMMARY

STATION | STATION NAME | YEARS | MONTH

HOURS (L. S. T.)

| Temp. (F) | WET BULB TEMPERATURE DEPRESSION (F) 0 | 1 - 2 | 3 - 4 | 5 - 6 | 7 - 8 | 9 - 10 | 11 - 12 | 13 - 14 | 15 - 16 | 17 - 18 | 19 - 20 | 21 - 22 | 23 - 24 | 25 - 26 | 27 - 28 | 29 - 30 | ≥ 31 | TOTAL D.B./W.B. | TOTAL Dry Bulb | TOTAL Wet Bulb | TOTAL Dew Point |
|---|---|---|---|---|---|---|---|---|---|---|---|---|---|---|---|---|---|---|---|---|---|
| TAL | 4.2 | 31.7 | 30.4 | 17.4 | 11.5 | 3.9 | .4 | | | | | | | | | | | 7.9 | | 7.8 | |

| Element (X) | $\Sigma_X'$ | $\Sigma_X$ | $\bar{X}$ | $\sigma_x$ | No. Obs. | Mean No. of Hours with Temperature ≤ 0 F | ≤ 32 F | ≤ 67 F | ≥ 73 F | ≥ 80 F | ≥ 93 F | Total |
|---|---|---|---|---|---|---|---|---|---|---|---|---|
| Rel. Hum. | 4648232 | 59226 | 75.2 | 15.814 | 788 | | | | | | | |
| Dry Bulb | 2114019 | 40463 | 51.3 | 7.028 | 789 | | .7 | .9 | | | | |
| Wet Bulb | 1824485 | 37445 | 47.5 | 7.573 | 788 | | 1.6 | | | | | |
| Dew Point | 1549867 | 34015 | 43.2 | 10.182 | 788 | | 13.6 | | | | | |

USAFETAC FORM AM 64 0-26-5 (OL A) REVISED PREVIOUS EDITIONS OF THIS FORM ARE OBSOLETE

...TAL CLIMATOLOGY BRANCH
...FETAC
...WEATHER SERVICE/MAC

# PSYCHROMETRIC SUMMARY

...STATION | ...TSUCHI AB JAPAN (STATION NAME) | 74-83 (YEARS) | ... (MONTH)

HOURS (L. S. T.)

| Temp. (F) | WET BULB TEMPERATURE DEPRESSION (F) | | | | | | | | | | | | | | | | | TOTAL D.B./W.B. | TOTAL Dry Bulb | TOTAL Wet Bulb Dew Point |
|---|---|---|---|---|---|---|---|---|---|---|---|---|---|---|---|---|---|---|---|---|
| | 0 | 1 - 2 | 3 - 4 | 5 - 6 | 7 - 8 | 9 - 10 | 11 - 12 | 13 - 14 | 15 - 16 | 17 - 18 | 19 - 20 | 21 - 22 | 23 - 24 | 25 - 26 | 27 - 28 | 29 - 30 | ≥ 31 | | | |
| ... / 79 | | | | .1 | | | | | | | | | | | | | | 1 | 1 | |
| ... / 78 | | | | .1 | | | | | | | | | | | | | | - | - | |
| ... / 77 | | | .1 | | .1 | | | | | | | | | | | | | - | - | 1 |
| ... / 76 | | .1 | .1 | .1 | .1 | | .1 | | | | | | | | | | | 1 | 1 | 1 |
| ... / 75 | | .1 | .1 | .1 | .1 | .1 | .1 | | | | | | | | | | | 1 | 1 | 1 |
| ... / 74 | .1 | .2 | .2 | .2 | .2 | .1 | .1 | .2 | | | | | | | | | | 4 | 4 | 4 |
| ... / 73 | .2 | .2 | .2 | .2 | .2 | .2 | .2 | .1 | | | | | | | | | | 5 | 5 | 5 |
| ... / 72 | .2 | .3 | .3 | .3 | .2 | .2 | .1 | | | | | | | | | | | 6 | 6 | 6 |
| ... / 71 | .2 | .3 | .3 | .3 | .2 | .2 | .1 | .1 | | | | | | | | | | 7 | 7 | 7 |
| ... / 70 | .2 | .3 | .3 | .3 | .2 | .2 | .1 | .1 | | | | | | | | | | 7 | 7 | 7 |
| ... / 69 | .2 | .3 | .3 | .3 | .2 | .2 | .1 | .1 | | | | | | | | | | 7 | 7 | 7 |
| ... / 68 | .2 | .3 | .3 | .3 | .2 | .2 | .1 | .1 | | | | | | | | | | 7 | 7 | 7 |
| ... / 67 | .2 | .3 | .3 | .3 | .2 | .2 | .1 | .1 | | | | | | | | | | 7 | 7 | 7 |
| ... / 66 | .2 | .3 | .3 | .3 | .2 | .2 | .1 | .1 | | | | | | | | | | 7 | 7 | 7 |
| ... / 65 | .2 | .3 | .3 | .3 | .2 | .2 | .1 | .1 | | | | | | | | | | 7 | 7 | 7 |
| ... / 64 | .2 | .3 | .3 | .3 | .2 | .2 | .1 | .1 | | | | | | | | | | 7 | 7 | 7 |
| ... / 63 | .2 | .3 | .3 | .3 | .2 | .2 | .1 | .1 | | | | | | | | | | 7 | 7 | 7 |
| ... / 62 | .2 | .3 | .3 | .3 | .2 | .2 | .1 | .1 | | | | | | | | | | 7 | 7 | 7 |
| ... / 61 | .2 | .3 | .3 | .3 | .2 | .2 | .1 | .1 | | | | | | | | | | 7 | 7 | 7 |
| ... / 60 | .2 | .3 | .3 | .3 | .2 | .2 | .1 | .1 | | | | | | | | | | 7 | 7 | 7 |
| ... / 59 | .2 | .3 | .3 | .3 | .2 | .2 | .1 | .1 | | | | | | | | | | 7 | 7 | 7 |
| ... / 58 | .2 | .3 | .3 | .3 | .2 | .2 | .1 | .1 | | | | | | | | | | 7 | 7 | 7 |
| ... / 57 | .2 | .3 | .3 | .3 | .2 | .2 | .1 | .1 | | | | | | | | | | 7 | 7 | 7 |
| ... / 56 | .2 | .3 | .3 | .3 | .2 | .2 | .1 | .1 | | | | | | | | | | 7 | 7 | 7 |
| ... / 55 | .2 | .3 | .3 | .3 | .2 | .2 | .1 | .1 | | | | | | | | | | 7 | 7 | 7 |
| ... / 54 | .2 | .3 | .3 | .3 | .2 | .2 | .1 | .1 | | | | | | | | | | 7 | 7 | 7 |
| ... / 53 | .2 | .3 | .3 | .3 | .2 | .2 | .1 | .1 | | | | | | | | | | 7 | 7 | 7 |
| ... / 52 | .2 | .3 | .3 | .3 | .2 | .2 | .1 | .1 | | | | | | | | | | 7 | 7 | 7 |
| ... / 51 | .2 | .3 | .3 | .3 | .2 | .2 | .1 | .1 | | | | | | | | | | 7 | 7 | 7 |
| ... / 50 | .2 | .3 | .3 | .3 | .2 | .2 | .1 | .1 | | | | | | | | | | 7 | 7 | 7 |
| ... / 49 | .2 | .3 | .3 | .3 | .2 | .2 | .1 | .1 | | | | | | | | | | 7 | 7 | 7 |
| ... / 48 | .2 | .3 | .3 | .3 | .2 | .2 | .1 | .1 | | | | | | | | | | 7 | 7 | 7 |
| ... / 47 | .2 | .3 | .3 | .3 | .2 | .2 | .1 | .1 | | | | | | | | | | 7 | 7 | 7 |
| ... / 46 | .2 | .3 | .3 | .3 | .2 | .2 | .1 | .1 | | | | | | | | | | 7 | 7 | 7 |
| ... / 45 | .2 | .3 | .3 | .3 | .2 | .2 | .1 | .1 | | | | | | | | | | 7 | 7 | 7 |
| ... / 44 | .2 | .3 | .3 | .3 | .2 | .2 | .1 | .1 | | | | | | | | | | 7 | 7 | 7 |
| ... / 43 | .2 | .3 | .3 | .3 | .2 | .2 | .1 | .1 | | | | | | | | | | 7 | 7 | 7 |
| ... / 42 | .2 | .3 | .3 | .3 | .2 | .2 | .1 | .1 | | | | | | | | | | 7 | 7 | 7 |
| ... / 41 | .2 | .3 | .3 | .3 | .2 | .2 | .1 | .1 | | | | | | | | | | 7 | 7 | 7 |
| ... / 40 | .2 | .3 | .3 | .3 | .2 | .2 | .1 | .1 | | | | | | | | | | 7 | 7 | 7 |
| ... / 39 | .2 | .3 | .3 | .3 | .2 | .2 | .1 | .1 | | | | | | | | | | 7 | 7 | 7 |
| ... / 38 | .2 | .3 | .3 | .3 | .2 | .2 | .1 | .1 | | | | | | | | | | 7 | 7 | 7 |
| ... / 37 | .2 | .3 | .3 | .3 | .2 | .2 | .1 | .1 | | | | | | | | | | 7 | 7 | 7 |
| ... / 36 | .2 | .3 | .3 | .3 | .2 | .2 | .1 | .1 | | | | | | | | | | 7 | 7 | 7 |
| ... / 35 | .2 | .3 | .3 | .3 | .2 | .2 | .1 | .1 | | | | | | | | | | 7 | 7 | 7 |
| ... / 34 | .2 | .3 | .3 | .3 | .2 | .2 | .1 | .1 | | | | | | | | | | 7 | 7 | 7 |
| ... / 33 | .2 | .3 | .3 | .3 | .2 | .2 | .1 | .1 | | | | | | | | | | 7 | 7 | 7 |
| ... / 32 | .2 | .3 | .3 | .3 | .2 | .2 | .1 | .1 | | | | | | | | | | 7 | 7 | 7 |
| ... / 31 | .2 | .3 | .3 | .3 | .2 | .2 | .1 | .1 | | | | | | | | | | 7 | 7 | 7 |
| ... / 30 | .2 | .3 | .3 | .3 | .2 | .2 | .1 | .1 | | | | | | | | | | 7 | 7 | 7 |
| ... / 29 | .2 | .3 | .3 | .3 | .2 | .2 | .1 | .1 | | | | | | | | | | 7 | 7 | 7 |
| ... / 28 | .2 | .3 | .3 | .3 | .2 | .2 | .1 | .1 | | | | | | | | | | 7 | 7 | 7 |
| ... / 27 | .2 | .3 | .3 | .3 | .2 | .2 | .1 | .1 | | | | | | | | | | 7 | 7 | 7 |
| ... / 26 | .2 | .3 | .3 | .3 | .2 | .2 | .1 | .1 | | | | | | | | | | 7 | 7 | 7 |
| ... / 25 | .2 | .3 | .3 | .3 | .2 | .2 | .1 | .1 | | | | | | | | | | 7 | 7 | 7 |
| ... / 24 | .2 | .3 | .3 | .3 | .2 | .2 | .1 | .1 | | | | | | | | | | 7 | 7 | 7 |
| ... / 23 | .2 | .3 | .3 | .3 | .2 | .2 | .1 | .1 | | | | | | | | | | 7 | 7 | 7 |
| ... / 22 | .2 | .3 | .3 | .3 | .2 | .2 | .1 | .1 | | | | | | | | | | 7 | 7 | 7 |
| ... / 21 | .2 | .3 | .3 | .3 | .2 | .2 | .1 | .1 | | | | | | | | | | 7 | 7 | 7 |
| ... / 20 | .2 | .3 | .3 | .3 | .2 | .2 | .1 | .1 | | | | | | | | | | 7 | 7 | 7 |
| ... / 19 | .2 | .3 | .3 | .3 | .2 | .2 | .1 | .1 | | | | | | | | | | 7 | 7 | 7 |
| ... / 18 | .2 | .3 | .3 | .3 | .2 | .2 | .1 | .1 | | | | | | | | | | 7 | 7 | 7 |
| ... / 17 | .2 | .3 | .3 | .3 | .2 | .2 | .1 | .1 | | | | | | | | | | 7 | 7 | 7 |
| ... / 16 | .2 | .3 | .3 | .3 | .2 | .2 | .1 | .1 | | | | | | | | | | 7 | 7 | 7 |
| ... / 15 | .2 | .3 | .3 | .3 | .2 | .2 | .1 | .1 | | | | | | | | | | 7 | 7 | 7 |
| TOTAL | 3.0 | 27.2 | 23.5 | 23.3 | 11.3 | 7.4 | 2.3 | 1.1 | | | | | | | | | | 7... | 7... | 7... |
| | | | | | | | | | | | | | | | | | | ...7.4 | | ...75 |

| Element (X) | $\Sigma X^2$ | $\Sigma X$ | $\bar{X}$ | $\sigma_x$ | No. Obs. | Mean No. of Hours with Temperature | | | | | | |
|---|---|---|---|---|---|---|---|---|---|---|---|---|
| | | | | | | ≤ 0 F | ≤ 32 F | ≤ 67 F | ≤ 73 F | ≤ 80 F | ≤ 93 F | Total |
| Rel. Hum. | 47...3c7 | 62950 | 71.9 | 17.234 | 875 | | | | | | | |
| Dry Bulb | 24566...3 | 45951 | 52.5 | 7.063 | 875 | | .1 | 2.3 | .1 | | | |
| Wet Bulb | 20...4...3 | 42744 | 48.1 | 7.425 | 875 | | .7 | .4 | | | | |
| Dew Point | 1710873 | 37645 | 43.0 | 10.219 | 875 | | 14.3 | | | | | |

USAFETAC FORM 0-26-5 (OL A) REVISED PREVIOUS EDITIONS OF THIS FORM ARE OBSOLETE

# PSYCHROMETRIC SUMMARY

STATION: [illegible] | STATION NAME: ATSUGI NAF JAPAN | YEARS: 74-77 | MONTH: [illegible]

HOURS (L. S. T.)

| Temp. (F) | WET BULB TEMPERATURE DEPRESSION (F) | | | | | | | | | | | | | | | | | | | | | TOTAL D.B./W.B. | TOTAL Dry Bulb | TOTAL Wet Bulb | TOTAL Dew Point |
|---|---|---|---|---|---|---|---|---|---|---|---|---|---|---|---|---|---|---|---|---|---|---|---|---|---|
| | 0 | 1 - 2 | 3 - 4 | 5 - 6 | 7 - 8 | 9 - 10 | 11 - 12 | 13 - 14 | 15 - 16 | 17 - 18 | 19 - 20 | 21 - 22 | 23 - 24 | 25 - 26 | 27 - 28 | 29 - 30 | ≥ 31 | | | | | |
| [illegible] | | | | | | | | | | | | | | | | | | | | | | | | | |

| Element (X) | $\Sigma_{X'}$ | $\Sigma_X$ | $\bar{X}$ | $\sigma_n$ | No. Obs. | Mean No. of Hours with Temperature | | | | | | |
|---|---|---|---|---|---|---|---|---|---|---|---|---|
| | | | | | | ≤ 0 F | ≤ 32 F | ≥ 67 F | ≥ 73 F | ≥ 80 F | ≥ 93 F | Total |
| Rel. Hum. | | | | | | | | | | | | |
| Dry Bulb | | | | | | | | | | | | |
| Wet Bulb | | | | | | | | | | | | |
| Dew Point | | | | | | | | | | | | |

USAFETAC FORM 0-26-5 (OL A) JUL 64 REVISED PREVIOUS EDITIONS OF THIS FORM ARE OBSOLETE

[illegible]

# PSYCHROMETRIC SUMMARY

| STATION | STATION NAME | YEARS | MONTH |
|---|---|---|---|
| [illegible] | [illegible] | 74-[illegible] | [illegible] |

HOURS (L. S. T.) [illegible]

| Temp. (F) | WET BULB TEMPERATURE DEPRESSION (F) 0 | 1-2 | 3-4 | 5-6 | 7-8 | 9-10 | 11-12 | 13-14 | 15-16 | 17-18 | 19-20 | 21-22 | 23-24 | 25-26 | 27-28 | 29-30 | ≥ 31 | TOTAL D.B./W.B. | TOTAL Dry Bulb | TOTAL Wet Bulb | TOTAL Dew Point |
|---|---|---|---|---|---|---|---|---|---|---|---|---|---|---|---|---|---|---|---|---|---|
| [illegible] | [illegible] | [illegible] | [illegible] | [illegible] | [illegible] | [illegible] | [illegible] | [illegible] | [illegible] | [illegible] | [illegible] | [illegible] | | | | | | [illegible] | [illegible] | [illegible] | [illegible] |

| Element (X) | $\Sigma X^2$ | $\Sigma X$ | $\bar{X}$ | $\sigma_x$ | No. Obs. | Mean No. of Hours with Temperature ≤ 0 F | ≤ 32 F | ≥ 67 F | ≥ 73 F | ≥ 80 F | ≥ 93 F | Total |
|---|---|---|---|---|---|---|---|---|---|---|---|---|
| Rel. Hum. | [illegible] | 51064 | 58.9 | 20.226 | 867 | | | | | | | |
| Dry Bulb | [illegible] | 51563 | 59.5 | 7.279 | 867 | | | [illegible] | [illegible] | | | |
| Wet Bulb | [illegible] | 44778 | 51.6 | 6.838 | 867 | | | [illegible] | | | | |
| Dew Point | [illegible] | 37767 | 43.6 | 10.799 | 867 | | [illegible] | [illegible] | | | | |

USAFETAC FORM 0-26-5 (OL A) JUL 64 REVISED PREVIOUS EDITIONS OF THIS FORM ARE OBSOLETE

[illegible]

# PSYCHROMETRIC SUMMARY

| STATION | STATION NAME | YEARS | MONTH |
|---|---|---|---|
| [illegible] | ATSUGI NAS JAPAN | 74-83 | |

HOURS (L. S. T.)

| Temp. (F) | WET BULB TEMPERATURE DEPRESSION (F) 0 | 1 - 2 | 3 - 4 | 5 - 6 | 7 - 8 | 9 - 10 | 11 - 12 | 13 - 14 | 15 - 16 | 17 - 18 | 19 - 20 | 21 - 22 | 23 - 24 | 25 - 26 | 27 - 28 | 29 - 30 | ≥ 31 | TOTAL D.B./W.B. | TOTAL Dry Bulb | TOTAL Wet Bulb | TOTAL Dew Point |
|---|---|---|---|---|---|---|---|---|---|---|---|---|---|---|---|---|---|---|---|---|---|
| [illegible] / 78 | | | | | | .1 | | | .1 | .1 | | | | | | | | [illegible] | [illegible] | | |
| 7[illegible] / 77 | | | | | | .[illegible] | .1 | | | | | .1 | | | | | | [illegible] | [illegible] | | |
| [illegible] / 7[illegible] | | | | .3 | .2 | .2 | .7 | .2 | .3 | | .2 | | | | | | | [illegible] | [illegible] | | |
| 74 / 7[illegible] | | | | .2 | .3 | .7 | 1.1 | .6 | .6 | .6 | .1 | | | | | | | [illegible] | [illegible] | | |
| [illegible] / 71 | | | .2 | .1 | .2 | .6 | .8 | .6 | 1.0 | .3 | .2 | | | | | | | [illegible] | [illegible] | | |
| [illegible] / 6[illegible] | | | .[illegible] | .3 | .7 | 1.9 | 1.4 | .3 | .5 | .6 | | .2 | | | | | | [illegible] | [illegible] | [illegible] | |
| [illegible] / 67 | | | .2 | .3 | 1.1 | 2.7 | 1.1 | 1.5 | 1.[illegible] | .5 | .7 | | | | | | | [illegible] | [illegible] | [illegible] | |
| [illegible] / 65 | | .7 | .[illegible] | 1.[illegible] | [illegible].0 | 1.7 | 1.3 | 1.3 | .5 | .3 | | | | | | | | [illegible] | [illegible] | [illegible] | |
| [illegible] / 6[illegible] | | .9 | .6 | 1.1 | 1.2 | 3.4 | 2.9 | 2.4 | 1.6 | .3 | .3 | | | | | | | 147 | 147 | [illegible] | [illegible] |
| [illegible] / 61 | .1 | 1.1 | .2 | .9 | 1.4 | 1.4 | 1.7 | .6 | .5 | .6 | | | | | | | | [illegible] | [illegible] | [illegible] | [illegible] |
| [illegible] / 59 | | 2.[illegible] | 1.3 | 1.1 | 1.7 | 1.6 | 1.3 | 1.6 | .3 | .1 | | | | | | | | [illegible] | [illegible] | [illegible] | [illegible] |
| [illegible] / 57 | | .1 | .7 | 1.3 | 1.3 | .7 | 1.0 | .6 | .5 | | | | | | | | | [illegible] | [illegible] | 111 | [illegible] |
| [illegible] / 5[illegible] | .1 | 1.0 | .2 | .3 | 1.1 | .7 | .4 | .6 | | | | | | | | | | [illegible] | [illegible] | [illegible] | [illegible] |
| [illegible] / 5[illegible] | | 1.3 | .6 | .1 | .3 | | .6 | .1 | | | | | | | | | | [illegible] | [illegible] | 111 | [illegible] |
| [illegible] / 51 | .1 | 1.1 | .3 | .3 | .9 | .1 | | .1 | | | | | | | | | | [illegible] | [illegible] | [illegible] | [illegible] |
| [illegible] / 4[illegible] | .[illegible] | 1.4 | | .[illegible] | | .1 | | .1 | | | | | | | | | | [illegible] | [illegible] | [illegible] | [illegible] |
| 4[illegible] / 47 | .1 | .[illegible] | .2 | .[illegible] | .2 | .[illegible] | | | | | | | | | | | | [illegible] | [illegible] | [illegible] | [illegible] |
| [illegible] / 4[illegible] | .1 | 1.3 | .1 | | | | .1 | | | | | | | | | | | [illegible] | [illegible] | [illegible] | [illegible] |
| [illegible] / 4[illegible] | | | | .2 | | | | | | | | | | | | | | [illegible] | [illegible] | [illegible] | [illegible] |
| [illegible] / 41 | | .6 | .1 | | | | | | | | | | | | | | | [illegible] | [illegible] | [illegible] | [illegible] |
| [illegible] / 3[illegible] | | .2 | | | | | | | | | | | | | | | | [illegible] | [illegible] | 13 | [illegible] |
| [illegible] / 37 | | | | | | | | | | | | | | | | | | | | [illegible] | [illegible] |
| [illegible] / 3[illegible] | | | | | | | | | | | | | | | | | | | | [illegible] | [illegible] |
| [illegible] / 3[illegible] | | | | | | | | | | | | | | | | | | | | | |
| [illegible] / 31 | | | | | | | | | | | | | | | | | | | | | |
| [illegible] / [illegible] | | | | | | | | | | | | | | | | | | | | | |
| [illegible] / 27 | | | | | | | | | | | | | | | | | | | | | |
| [illegible] / 2[illegible] | | | | | | | | | | | | | | | | | | | | | |
| [illegible] / 2[illegible] | | | | | | | | | | | | | | | | | | | | | |
| [illegible] / 21 | | | | | | | | | | | | | | | | | | | | | |
| [illegible] / 1[illegible] | | | | | | | | | | | | | | | | | | | | | |
| 1[illegible] / 1[illegible] | | | | | | | | | | | | | | | | | | | | | |
| 1[illegible] / 1[illegible] | | | | | | | | | | | | | | | | | | | | | |
| 14 / 1[illegible] | | | | | | | | | | | | | | | | | | | | | |

| Element (X) | $\Sigma X^2$ | $\Sigma X$ | $\bar{X}$ | $\sigma_x$ | No. Obs. | Mean No. of Hours with Temperature ≤ 0 F | ≤ 32 F | ≥ 67 F | ≥ 73 F | ≥ 80 F | ≥ 93 F | Total |
|---|---|---|---|---|---|---|---|---|---|---|---|---|
| Rel. Hum. | | | | | | | | | | | | |
| Dry Bulb | | | | | | | | | | | | |
| Wet Bulb | | | | | | | | | | | | |
| Dew Point | | | | | | | | | | | | |

USAFETAC FORM JUL 64 0-26-5 (OL A) REVISED PREVIOUS EDITIONS OF THIS FORM ARE OBSOLETE

[illegible]

# PSYCHROMETRIC SUMMARY

| STATION | STATION NAME | YEARS | MONTH |
|---|---|---|---|
| [illegible] | [illegible] | [illegible] | [illegible] |

HOURS (L. S. T.) [illegible]

| Temp. (F) | WET BULB TEMPERATURE DEPRESSION (F) 0 | 1 - 2 | 3 - 4 | 5 - 6 | 7 - 8 | 9 - 10 | 11 - 12 | 13 - 14 | 15 - 16 | 17 - 18 | 19 - 20 | 21 - 22 | 23 - 24 | 25 - 26 | 27 - 28 | 29 - 30 | ≥ 31 | TOTAL D.B./W.B. | TOTAL Dry Bulb | TOTAL Wet Bulb | TOTAL Dew Point |
|---|---|---|---|---|---|---|---|---|---|---|---|---|---|---|---|---|---|---|---|---|---|
| [illegible] | [illegible] | [illegible] | [illegible] | [illegible] | [illegible] | [illegible] | [illegible] | [illegible] | [illegible] | [illegible] | [illegible] | [illegible] | | | | | | [illegible] | [illegible] | [illegible] | |

| Element (X) | $\Sigma X^2$ | $\Sigma X$ | $\bar{X}$ | $\sigma_x$ | No. Obs. | Mean No. of Hours with Temperature ≤ 0 F | ≤ 32 F | ≥ 67 F | ≥ 73 F | ≥ 80 F | ≥ 93 F | Total |
|---|---|---|---|---|---|---|---|---|---|---|---|---|
| Rel. Hum. | [illegible] | [illegible] | [illegible] | [illegible] | [illegible] | | | | | | | |
| Dry Bulb | [illegible] | [illegible] | [illegible] | [illegible] | [illegible] | | | [illegible] | [illegible] | | | |
| Wet Bulb | [illegible] | [illegible] | [illegible] | [illegible] | [illegible] | | | [illegible] | | | | |
| Dew Point | [illegible] | [illegible] | [illegible] | [illegible] | [illegible] | | [illegible] | | | | | |

USAFETAC FORM JUL 64 0-26-5 (OL-A) REVISED PREVIOUS EDITIONS OF THIS FORM ARE OBSOLETE

# PSYCHROMETRIC SUMMARY

STATION | STATION NAME | YEARS | MONTH

HOURS (L. S. T.)

| Temp. (F) | WET BULB TEMPERATURE DEPRESSION (F) 0 | 1 - 2 | 3 - 4 | 5 - 6 | 7 - 8 | 9 - 10 | 11 - 12 | 13 - 14 | 15 - 16 | 17 - 18 | 19 - 20 | 21 - 22 | 23 - 24 | 25 - 26 | 27 - 28 | 29 - 30 | ≥ 31 | TOTAL D.B./W.B. | TOTAL Dry Bulb | TOTAL Wet Bulb | TOTAL Dew Point |
|---|---|---|---|---|---|---|---|---|---|---|---|---|---|---|---|---|---|---|---|---|---|
| | | | | | | | | | | | | | | | | | | | | | |
| | | | | | | | | | | | | | | | | | | | | | |
| | | | | | | | | | | | | | | | | | | | | | |

# PSYCHROMETRIC SUMMARY

STATION | STATION NAME | YEARS | MONTH

HOURS (L. S. T.)

| Temp. (F) | WET BULB TEMPERATURE DEPRESSION (F) | | | | | | | | | | | | | | | | | TOTAL D.B.-W.B. | TOTAL Dry Bulb | Wet Bulb | Dew Point |
|---|---|---|---|---|---|---|---|---|---|---|---|---|---|---|---|---|---|---|---|---|---|
| | 0 | 1 - 2 | 3 - 4 | 5 - 6 | 7 - 8 | 9 - 10 | 11 - 12 | 13 - 14 | 15 - 16 | 17 - 18 | 19 - 20 | 21 - 22 | 23 - 24 | 25 - 26 | 27 - 28 | 29 - 30 | ≥ 31 | | | | |
| [illegible] | 1.[illegible] | [illegible] | [illegible] | 15. | 17.7 | 14.[illegible] | 10. | 7.4 | [illegible] | [illegible] | [illegible] | .1 | | | | | | [illegible] | | [illegible] | |

| Element (X) | $\Sigma X^2$ | $\Sigma X$ | $\bar{X}$ | $\sigma_x$ | No. Obs. | Mean No. of Hours with Temperature | | | | | | |
|---|---|---|---|---|---|---|---|---|---|---|---|---|
| | | | | | | ≤ 0 F | ≤ 32 F | ≤ 67 F | ≤ 73 F | ≤ 80 F | ≥ 93 F | Total |
| Rel. Hum. | [illegible] | [illegible] | [illegible] | [illegible] | [illegible] | | | | | | | |
| Dry Bulb | [illegible] | [illegible] | [illegible] | [illegible] | [illegible] | | | [illegible] | [illegible] | | | |
| Wet Bulb | [illegible] | [illegible] | [illegible] | [illegible] | [illegible] | | | [illegible] | | | | |
| Dew Point | [illegible] | [illegible] | [illegible] | [illegible] | [illegible] | | [illegible] | | | | | |

USAFETAC FORM 0-26-5 (OL-A) Act 64 REVISED PREVIOUS EDITIONS OF THIS FORM ARE OBSOLETE

# PSYCHROMETRIC SUMMARY

STATION | STATION NAME | YEARS | MONTH

HOURS (L. S. T.)

| Temp. (F) | WET BULB TEMPERATURE DEPRESSION (F) | | | | | | | | | | | | | | | | | | | | | | | | | TOTAL D.B./W.B. | TOTAL Dry Bulb | TOTAL Wet Bulb | TOTAL Dew Point |
|---|---|---|---|---|---|---|---|---|---|---|---|---|---|---|---|---|---|---|---|---|---|---|---|---|---|---|---|---|---|
| | 0 | 1 - 2 | 3 - 4 | 5 - 6 | 7 - 8 | 9 - 10 | 11 - 12 | 13 - 14 | 15 - 16 | 17 - 18 | 19 - 20 | 21 - 22 | 23 - 24 | 25 - 26 | 27 - 28 | 29 - 30 | ≥ 31 | | | | | | | | | | | | | |

| Element (X) | $\Sigma X^2$ | $\Sigma X$ | $\bar{X}$ | $\sigma_x$ | No. Obs. | Mean No. of Hours with Temperature | | | | | | |
|---|---|---|---|---|---|---|---|---|---|---|---|---|
| | | | | | | ≤ 0 F | ≤ 32 F | ≥ 67 F | ≥ 73 F | ≥ 80 F | ≥ 93 F | Total |
| Rel. Hum. | | | | | | | | | | | | |
| Dry Bulb | | | | | | | | | | | | |
| Wet Bulb | | | | | | | | | | | | |
| Dew Point | | | | | | | | | | | | |

USAFETAC FORM 0-26-5 (OL-A) JUN 64 PREVIOUS EDITIONS OF THIS FORM ARE OBSOLETE

# PSYCHROMETRIC SUMMARY

STATION _____ STATION NAME _____ YEARS _____ MONTH _____

HOURS _____

| Temp. (F) | WET BULB TEMPERATURE DEPRESSION (F) | | | | | | | | | | | | | | | | | | | | | | TOTAL D.B. W.B. | TOTAL Dry Bulb | TOTAL Wet Bulb | TOTAL Dew Point |
|---|---|---|---|---|---|---|---|---|---|---|---|---|---|---|---|---|---|---|---|---|---|---|---|---|---|---|
| | 0 | 1 - 2 | 3 - 4 | 5 - 6 | 7 - 8 | 9 - 10 | 11 - 12 | 13 - 14 | 15 - 16 | 17 - 18 | 19 - 20 | 21 - 22 | 23 - 24 | 25 - 26 | 27 - 28 | 29 - 30 | ≥ 31 | | | | | | | | | | |

| Element (X) | $\Sigma X^2$ | $\Sigma X$ | $\bar{X}$ | $\sigma_x$ | No. Obs. | Mean No. of Hours with Temperature | | | | | | |
|---|---|---|---|---|---|---|---|---|---|---|---|---|
| | | | | | | ≤ 0 F | ≤ 32 F | ≤ 67 F | ≤ 73 F | ≤ 80 F | ≤ 93 F | Total |
| Rel. Hum. | | | | | | | | | | | | |
| Dry Bulb | | | | | | | | | | | | |
| Wet Bulb | | | | | | | | | | | | |
| Dew Point | | | | | | | | | | | | |

USAFETAC FORM 0-26-5 (OL A) REVISED PREVIOUS EDITIONS OF THIS FORM ARE OBSOLETE

# PSYCHROMETRIC SUMMARY

STATION | STATION NAME | YEARS | MONTH

HOURS

| Temp. (F) | WET BULB TEMPERATURE DEPRESSION (F) | | | | | | | | | | | | | | | | | | | | | | | | | | | TOTAL D.B.-W.B. | TOTAL Wet Bulb | TOTAL Dew Point |
|---|---|---|---|---|---|---|---|---|---|---|---|---|---|---|---|---|---|---|---|---|---|---|---|---|---|---|---|---|---|---|
| | 0 | 1 - 2 | 3 - 4 | 5 - 6 | 7 - 8 | 9 - 10 | 11 - 12 | 13 - 14 | 15 - 16 | 17 - 18 | 19 - 20 | 21 - 22 | 23 - 24 | 25 - 26 | 27 - 28 | 29 - 30 | ≥ 31 | | | | | | | | | | | | Dry Bulb | | |
| | | | | | | | | | | | | | | | | | | | | | | | | | | | |

# PSYCHROMETRIC SUMMARY

STATION _____ STATION NAME _____ YEARS _____ MONTH _____

HOURS _____

| Temp (F) | WET BULB TEMPERATURE DEPRESSION (F) | | | | | | | | | | | | | | | | | | | | | | | | | | | TOTAL | TOTAL |
|---|---|---|---|---|---|---|---|---|---|---|---|---|---|---|---|---|---|---|---|---|---|---|---|---|---|---|---|---|---|
| | 0 | 1 - 2 | 3 - 4 | 5 - 6 | 7 - 8 | 9 - 10 | 11 - 12 | 13 - 14 | 15 - 16 | 17 - 18 | 19 - 20 | 21 - 22 | 23 - 24 | 25 - 26 | 27 - 28 | 29 - 30 | ≥ 31 | D.B. | W.B. | Dew Point | Dry Bulb | Wet Bulb | Dew Point |
| | | | | | | | | | | | | | | | | | | | | | | | | | | | | |

# PSYCHROMETRIC SUMMARY

STATION _____ STATION NAME _____ YEARS _____ MONTH _____

HOURS _____

| Temp (F) | WET BULB TEMPERATURE DEPRESSION (F) | | | | | | | | | | | | | | | | | | | | | | | | | | | | | TOTAL D.B. W.B. | TOTAL Dry Bulb | TOTAL Wet Bulb | TOTAL Dew Point |
|---|---|---|---|---|---|---|---|---|---|---|---|---|---|---|---|---|---|---|---|---|---|---|---|---|---|---|---|---|---|---|---|---|
| | 0 | 1 - 2 | 3 - 4 | 5 - 6 | 7 - 8 | 9 - 10 | 11 - 12 | 13 - 14 | 15 - 16 | 17 - 18 | 19 - 20 | 21 - 22 | 23 - 24 | 25 - 26 | 27 - 28 | 29 - 30 | ≥ 31 | | | | | | | | | | | | | | | | |
| | | | | | | | | | | | | | | | | | | | | | | | | | | | | | | | | |

| Element (X) | $\Sigma X^2$ | $\Sigma X$ | $\bar{X}$ | $\sigma_X$ | No. Obs. | Mean No. of Hours with Temperature | | | | | | |
|---|---|---|---|---|---|---|---|---|---|---|---|---|
| | | | | | | ≤ 0 F | ≤ 32 F | ≥ 67 F | ≥ 73 F | ≥ 80 F | ≥ 93 F | Temp |
| Rel Hum | | | | | | | | | | | | |
| Dry Bulb | | | | | | | | | | | | |
| Wet Bulb | | | | | | | | | | | | |
| Dew Point | | | | | | | | | | | | |

USAFETAC FORM 0-26-5 (OL-A) PREVIOUS EDITIONS OF THIS FORM ARE OBSOLETE

# PSYCHROMETRIC SUMMARY

STATION | STATION NAME | YEARS | MONTH

HOURS (L. S. T.)

| Temp (F) | WET BULB TEMPERATURE DEPRESSION (F) 0 | 1 - 2 | 3 - 4 | 5 - 6 | 7 - 8 | 9 - 10 | 11 - 12 | 13 - 14 | 15 - 16 | 17 - 18 | 19 - 20 | 21 - 22 | 23 - 24 | 25 - 26 | 27 - 28 | 29 - 30 | ≥ 31 | TOTAL D.B.-W.B. | TOTAL Dry Bulb | TOTAL Wet Bulb | TOTAL Dew Point |
|---|---|---|---|---|---|---|---|---|---|---|---|---|---|---|---|---|---|---|---|---|---|
| | | | | | | | | | | | | | | | | | | | | | |
| | | | | | | | | | | | | | | | | | | | | | |
| | | | | | | | | | | | | | | | | | | | | | |

# PSYCHROMETRIC SUMMARY

STATION _____ STATION NAME _____ YEARS _____ MONTH _____

HOURS _____ S.T.

| Temp. (F) | WET BULB TEMPERATURE DEPRESSION (F) | | | | | | | | | | | | | | | | | | | | | | TOTAL D.B.-W.B. | TOTAL Dry Bulb | TOTAL Wet Bulb | TOTAL Dew Point |
|---|---|---|---|---|---|---|---|---|---|---|---|---|---|---|---|---|---|---|---|---|---|---|---|---|---|---|
| | 0 | 1 - 2 | 3 - 4 | 5 - 6 | 7 - 8 | 9 - 10 | 11 - 12 | 13 - 14 | 15 - 16 | 17 - 18 | 19 - 20 | 21 - 22 | 23 - 24 | 25 - 26 | 27 - 28 | 29 - 30 | ≥ 31 | | | | | | | | | | |

| Element (X) | $\Sigma X'$ | $\Sigma X$ | $\bar{X}$ | $\sigma_x$ | No. Obs. | Mean No. of Hours with Temperature | | | | | | |
|---|---|---|---|---|---|---|---|---|---|---|---|---|
| | | | | | | ≤ 0 F | ≤ 32 F | ≥ 67 F | ≥ 73 F | ≥ 80 F | ≥ 93 F | Total |
| Rel. Hum. | | | | | | | | | | | | |
| Dry Bulb | | | | | | | | | | | | |
| Wet Bulb | | | | | | | | | | | | |
| Dew Point | | | | | | | | | | | | |

USAFETAC FORM 0-26-5 (OL-A) REVISED PREVIOUS EDITIONS OF THIS FORM ARE OBSOLETE

# PSYCHROMETRIC SUMMARY

STATION | STATION NAME | YEARS | MONTH

HOURS L. S. T.

| Temp. (F) | WET BULB TEMPERATURE DEPRESSION (F) | | | | | | | | | | | | | | | | | | | | | | | TOTAL D.B.-W.B. | TOTAL Dry Bulb | TOTAL Wet Bulb | TOTAL Dew Point |
|---|---|---|---|---|---|---|---|---|---|---|---|---|---|---|---|---|---|---|---|---|---|---|---|---|---|---|---|
| | 0 | 1 - 2 | 3 - 4 | 5 - 6 | 7 - 8 | 9 - 10 | 11 - 12 | 13 - 14 | 15 - 16 | 17 - 18 | 19 - 20 | 21 - 22 | 23 - 24 | 25 - 26 | 27 - 28 | 29 - 30 | ≥ 31 | | | | | | | | | | | |
| | | | | | | | | | | | | | | | | | | | | | | | | | | | |

| Element X | $\Sigma X'$ | $\Sigma X$ | $\bar{X}$ | $\sigma_X$ | No. Obs. | Mean No. of Hours with Temperature | | | | | | |
|---|---|---|---|---|---|---|---|---|---|---|---|---|
| | | | | | | ≤ 0 F | ≤ 32 F | ≥ 67 F | ≥ 73 F | ≥ 80 F | ≥ 93 F | Total |
| Rel. Hum | | | | | 6725 | | | | | | | |
| Dry Bulb | | | | | 6725 | | | | 11 | | | |
| Wet Bulb | | | | | 6725 | | | | | | | |
| Dew Point | | | | | 6725 | | | | | | | |

USAFETAC FORM AA 0 26 5 (OL A) PREVIOUS EDITIONS OF THIS FORM ARE OBSOLETE

# PSYCHROMETRIC SUMMARY

STATION | STATION NAME | YEARS | MONTH

HOURS

| Temp. (F) | WET BULB TEMPERATURE DEPRESSION (F) | | | | | | | | | | | | | | | | | | | | | | | | | | TOTAL D.B.-W.B. | TOTAL Dry Bulb | TOTAL Wet Bulb | TOTAL Dew Point |
|---|---|---|---|---|---|---|---|---|---|---|---|---|---|---|---|---|---|---|---|---|---|---|---|---|---|---|---|---|---|---|
| | 0 | 1 - 2 | 3 - 4 | 5 - 6 | 7 - 8 | 9 - 10 | 11 - 12 | 13 - 14 | 15 - 16 | 17 - 18 | 19 - 20 | 21 - 22 | 23 - 24 | 25 - 26 | 27 - 28 | 29 - 30 | ≥ 31 | | | | | | | | | | | | | | |

| Element (X) | $\Sigma X^2$ | $\Sigma X$ | $\bar{X}$ | $\sigma_x$ | No. Obs. | Mean No. of Hours with Temperature | | | | | | |
|---|---|---|---|---|---|---|---|---|---|---|---|---|
| | | | | | | ≤ 0 F | ≤ 32 F | ≥ 67 F | ≥ 73 F | ≥ 80 F | ≥ 93 F | Total |
| Rel Hum. | | | | | | | | | | | | |
| Dry Bulb | | | | | | | | | | | | |
| Wet Bulb | | | | | | | | | | | | |
| Dew Point | | | | | | | | | | | | |

USAFETAC FORM 0-26-5 (OL-A) PREVIOUS EDITIONS OF THIS FORM ARE OBSOLETE

# PSYCHROMETRIC SUMMARY

STATION _____ STATION NAME _____ YEARS _____ MONTH _____

HOURS (L. S. T.)

| Temp. (F) | WET BULB TEMPERATURE DEPRESSION (F) 0 | 1 - 2 | 3 - 4 | 5 - 6 | 7 - 8 | 9 - 10 | 11 - 12 | 13 - 14 | 15 - 16 | 17 - 18 | 19 - 20 | 21 - 22 | 23 - 24 | 25 - 26 | 27 - 28 | 29 - 30 | ≥ 31 | TOTAL D.B./W.B. | TOTAL Dry Bulb | TOTAL Wet Bulb | TOTAL Dew Point |
|---|---|---|---|---|---|---|---|---|---|---|---|---|---|---|---|---|---|---|---|---|---|
| [illegible] | | | | | | | | | | | | | | | | | | | | | |
| [illegible] | | | | | | | | | | | | | | | | | | | | | |
| [illegible] | | | | | | | | | | | | | | | | | | | | | |

# PSYCHROMETRIC SUMMARY

STATION _____ STATION NAME _____ YEARS 74-[illegible] MONTH _____

HOURS (L. S. T.)

| Temp. (F) | WET BULB TEMPERATURE DEPRESSION (F) | | | | | | | | | | | | | | | | | | | | | TOTAL D.B./W.B. | TOTAL Dry Bulb | TOTAL Wet Bulb | TOTAL Dew Point |
|---|---|---|---|---|---|---|---|---|---|---|---|---|---|---|---|---|---|---|---|---|---|---|---|---|---|
| | 0 | 1 - 2 | 3 - 4 | 5 - 6 | 7 - 8 | 9 - 10 | 11 - 12 | 13 - 14 | 15 - 16 | 17 - 18 | 19 - 20 | 21 - 22 | 23 - 24 | 25 - 26 | 27 - 28 | 29 - 30 | ≥ 31 | | | | | | | | |
| TAL | [illegible] | | | | | | | | | | | | | | | | | | | | | | | | |

| Element (X) | $\Sigma X^2$ | $\Sigma X$ | $\bar{X}$ | $\sigma_x$ | No. Obs. | Mean No. of Hours with Temperature | | | | | | |
|---|---|---|---|---|---|---|---|---|---|---|---|---|
| | | | | | | ≤ 0 F | ≤ 32 F | ≥ 67 F | ≥ 73 F | ≥ 80 F | ≥ 93 F | Total |
| Rel Hum | [illegible] | [illegible] | [illegible] | 15.673 | 912 | | | | | | | |
| Dry Bulb | [illegible] | [illegible] | [illegible] | [illegible] | 912 | | | [illegible] | [illegible] | [illegible] | | |
| Wet Bulb | [illegible] | 4412 | 50.7 | 4.588 | 91[illegible] | | | [illegible] | | | | |
| Dew Point | [illegible] | 0144 | [illegible] | 7.206 | 91[illegible] | | 1.4 | 1.[illegible] | | | | |

USAFETAC FORM 0-26-5 (OL-A) REVISED PREVIOUS EDITIONS OF THIS FORM ARE OBSOLETE

# PSYCHROMETRIC SUMMARY

STATION | STATION NAME | YEARS | MONTH

HOURS (L. S. T.)

| Temp. (F) | WET BULB TEMPERATURE DEPRESSION (F) 0 | 1 - 2 | 3 - 4 | 5 - 6 | 7 - 8 | 9 - 10 | 11 - 12 | 13 - 14 | 15 - 16 | 17 - 18 | 19 - 20 | 21 - 22 | 23 - 24 | 25 - 26 | 27 - 28 | 29 - 30 | ≥ 31 | TOTAL D.B./W.B. | TOTAL Dry Bulb | TOTAL Wet Bulb | TOTAL Dew Point |
|---|---|---|---|---|---|---|---|---|---|---|---|---|---|---|---|---|---|---|---|---|---|
| [illegible] | | | | | | | | | | | •1 | | | | | | | 1 | 1 | | |
| [illegible] | | | | | | | | •1 | •1 | •2 | | | | | | | | 4 | 4 | | |
| [illegible] | | | | | | | •3 | •3 | •3 | •3 | •2 | •1 | •1 | | | | | 17 | | | |
| [illegible] | | | | | | •7 | •7 | •2 | •5 | •4 | •5 | | | | | | | 31 | | | |
| [illegible] | | | •1 | •2 | •3 | 1•3 | 1•1 | 1•1 | •9 | •9 | •1 | •1 | | | | | | 71 | 71 | | |
| [illegible] | | •1 | | •5 | 1•5 | 2•7 | 2•7 | •7 | •4 | •3 | •4 | | | | | | | 71 | 71 | | |
| [illegible] | | | •4 | 2•3 | 2•3 | 2•3 | 2•3 | 1•7 | •4 | •3 | | | | | | | | 114 | 113 | | |
| [illegible] | | | •5 | 1•9 | 2•3 | 2•4 | 2•7 | •7 | •1 | •3 | •1 | •1 | | | | | | 142 | 143 | | |
| [illegible] | •[illegible] | •[illegible] | 1•2 | •7 | 2•1 | 2•3 | 1•9 | 1•3 | •6 | •5 | •2 | | | | | | | 122 | 123 | | |
| [illegible] | | 1•7 | •4 | 1•3 | 2•1 | 1•5 | 1•5 | •3 | •2 | •1 | | | | | | | | 77 | 77 | | |
| [illegible] | | 1•3 | •3 | 2•3 | 2•4 | 2•1 | •3 | | •1 | | | | | | | | | 41 | | | |
| [illegible] | | 1•7 | •7 | •3 | •3 | •1 | | | | | | | | | | | | 27 | | | |
| [illegible] | •1 | 1•1 | •3 | | •3 | •1 | | | | | | | | | | | | 22 | | | |
| [illegible] | | 1•3 | •3 | •2 | •1 | | •3 | | | | | | | | | | | 21 | | | |
| [illegible] | •[illegible] | •[illegible] | | | | | | | | | | | | | | | | 11 | | | |
| [illegible] | •[illegible] | •[illegible] | | | | | | | | | | | | | | | | 11 | | | |
| [illegible] | •[illegible] | •[illegible] | | | | | | | | | | | | | | | | 11 | | | |
| [illegible] | •1 | •[illegible] | | | | | | | | | | | | | | | | 11 | | | |
| [illegible] | | | | | | | | | | | | | | | | | | 1 | | | |
| [illegible] | | | | | | | | | | | | | | | | | | | | | |
| [illegible] | | | | | | | | | | | | | | | | | | | | | |
| [illegible] | | | | | | | | | | | | | | | | | |

[illegible]

# PSYCHROMETRIC SUMMARY

| STATION | STATION NAME | YEARS | MONTH |
|---|---|---|---|
| [illegible] | [illegible] | [illegible] | [illegible] |

HOURS (L. S. T.) [illegible]

| Temp. (F) | WET BULB TEMPERATURE DEPRESSION (F) 0 | 1-2 | 3-4 | 5-6 | 7-8 | 9-10 | 11-12 | 13-14 | 15-16 | 17-18 | 19-20 | 21-22 | 23-24 | 25-26 | 27-28 | 29-30 | ≥ 31 | TOTAL D.B./W.B. | TOTAL Dry Bulb | TOTAL Wet Bulb | TOTAL Dew Point |
|---|---|---|---|---|---|---|---|---|---|---|---|---|---|---|---|---|---|---|---|---|---|
| [illegible] | | | | | | | | | | | .1 | | | | | | | [illegible] | [illegible] | | |
| [illegible] | | | | | | | | .1 | | .4 | | | | | | | | [illegible] | [illegible] | | |
| [illegible] | | | | | | .2 | 1.7 | .7 | 1.1 | .6 | .1 | .2 | .2 | | | | | [illegible] | [illegible] | | |
| [illegible] | | | | | .2 | 1.3 | .6 | 1.2 | .7 | .2 | .1 | .2 | | | | | | [illegible] | [illegible] | | |
| [illegible] | | | | .1 | .4 | 1.2 | 3.6 | 2.2 | 1.9 | .3 | .1 | .2 | | | | | | [illegible] | [illegible] | | |
| [illegible] | | | .1 | .6 | 1.3 | 2.3 | 3.4 | 1.3 | 1.4 | 1.3 | .3 | .1 | | | | | | [illegible] | [illegible] | | |
| [illegible] | | | .1 | 1.3 | 1.3 | 3.3 | 3.3 | 2.2 | 1.4 | .3 | | .1 | | | | | | [illegible] | [illegible] | [illegible] | |
| [illegible] | .2 | .1 | .4 | .5 | 1.5 | 2.4 | 2.1 | 2.4 | 1.4 | .2 | .2 | .1 | | | | | | [illegible] | [illegible] | [illegible] | |
| [illegible] | .2 | .4 | .5 | .2 | 1.3 | 2.9 | 2.1 | 1.1 | .9 | .3 | .2 | | | | | | | [illegible] | [illegible] | [illegible] | |
| [illegible] | | .2 | 1.2 | .4 | 2.3 | 1.7 | 1.3 | 1.2 | .9 | .4 | .1 | | | | | | | [illegible] | [illegible] | [illegible] | [illegible] |
| [illegible] | .1 | .2 | .3 | 1.2 | 1.3 | .6 | .6 | .4 | .1 | .3 | | | | | | | | [illegible] | [illegible] | [illegible] | [illegible] |
| [illegible] | .3 | 1.2 | .2 | 1.2 | .9 | 1.3 | .3 | | .2 | | | | | | | | | [illegible] | [illegible] | [illegible] | |
| [illegible] | | 1.2 | .2 | | .5 | .1 | | | | | | | | | | | | [illegible] | [illegible] | [illegible] | |
| [illegible] | .1 | .5 | .2 | .2 | .4 | .1 | | .2 | | | | | | | | | | [illegible] | [illegible] | [illegible] | [illegible] |
| [illegible] | | 1.4 | .5 | .2 | | .1 | | | | | | | | | | | | [illegible] | [illegible] | [illegible] | |
| [illegible] | .2 | .2 | | | | | | | | | | | | | | | | [illegible] | [illegible] | [illegible] | |
| [illegible] | .2 | .5 | | | | | | | | | | | | | | | | [illegible] | [illegible] | [illegible] | |
| [illegible] | | .2 | | | | | | | | | | | | | | | | [illegible] | [illegible] | [illegible] | [illegible] |
| [illegible] | .2 | .1 | | | | | | | | | | | | | | | | [illegible] | [illegible] | [illegible] | [illegible] |
| [illegible] | | | | | | | | | | | | | | | | | | | | [illegible] | |
| [illegible] | | | | | | | | | | | | | | | | | | | | 2 | |
| [illegible] | | | | | | | | | | | | | | | | | | | | | |
| [illegible] | | | | | | | | | | | | | | | | | | | | | |
| [illegible] | | | | | | | | | | | | | | | | | | | | | |
| [illegible] | | | | | | | | | | | | | | | | | | | | | |
| [illegible] | | | | | | | | | | | | | | | | | | | | | |
| [illegible] | | | | | | | | | | | | | | | | | | | | | |
| [illegible] | | | | | | | | | | | | | | | | | | | | | |
| [illegible] | | | | | | | | | | | | | | | | | | | | | |
| TOTAL | 1.9 | 5.4 | 4.5 | 6.6 | 11.6 | 16.9 | 19.6 | 12.8 | 17.1 | 5.3 | 1.4 | 1.7 | .2 | | | | | [illegible] | [illegible] | [illegible] | [illegible] |

| Element (X) | $\Sigma X^2$ | $\Sigma X$ | $\bar{X}$ | $\sigma_x$ | No. Obs. | Mean No. of Hours with Temperature ≤ 0 F | ≤ 32 F | ≥ 67 F | ≥ 73 F | ≥ 80 F | ≥ 93 F | Total |
|---|---|---|---|---|---|---|---|---|---|---|---|---|
| Rel. Hum. | 3153645 | 50657 | 56.3 | 18.340 | 900 | | | | | | | |
| Dry Bulb | 4572193 | 63897 | 71.0 | 6.303 | 900 | | | 7[illegible].8 | 42.[illegible] | [illegible] | | |
| Wet Bulb | 3365355 | 54847 | 60.9 | 5.044 | 900 | | | 1[illegible].9 | .1 | | | |
| Dew Point | 2616883 | 47965 | 53.3 | 8.211 | 900 | | 2.[illegible] | 2.[illegible] | | | | |

USAFETAC FORM JUL 64 0-26-5 (OL A) REVISED PREVIOUS EDITIONS OF THIS FORM ARE OBSOLETE

# PSYCHROMETRIC SUMMARY

STATION | STATION NAME | YEARS | MONTH

HOURS (L.S.T.)

| Temp. (F) | WET BULB TEMPERATURE DEPRESSION (F) | | | | | | | | | | | | | | | | | | | | | | | TOTAL D.B./W.B. | TOTAL Dry Bulb | TOTAL Wet Bulb Dew Point |
|---|---|---|---|---|---|---|---|---|---|---|---|---|---|---|---|---|---|---|---|---|---|---|---|---|---|---|
| | 0 | 1 - 2 | 3 - 4 | 5 - 6 | 7 - 8 | 9 - 10 | 11 - 12 | 13 - 14 | 15 - 16 | 17 - 18 | 19 - 20 | 21 - 22 | 23 - 24 | 25 - 26 | 27 - 28 | 29 - 30 | ≥ 31 | | | | | | | | | | |
| | | | | | | •1 | | | | •1 | | | | | | | | | | | | | | | | |
| | | | | | | •1 | •1 | •4 | •3 | •1 | | | | | | | | | | | | | | | | |
| | | | | | | •4 | •1 | •1 | •1 | | •1 | •1 | | | | | | | | | | | | | | |
| | | | | •1 | •4 | 1•7 | 1•7 | •9 | •4 | | •1 | | | | | | | | | | | | | | | |
| | | | | | 1•7 | 2•1 | 2•1 | •9 | •1 | •3 | •2 | | | | | | | | | | | | | | | |
| | | •1 | •4 | •4 | •9 | 2•5 | 3•5 | 1•4 | 1•2 | •3 | | | | | | | | | | | | | | | | |
| | •1 | •4 | •4 | 1•3 | 3•5 | 3•1 | 2•3 | 1•4 | 1•0 | •7 | •1 | | | | | | | | | | | | | | | |
| | •1 | •2 | 1•4 | •7 | 2•1 | 3•1 | 2•2 | 1•1 | •3 | •4 | | | | | | | | | | | | | | | | |
| | •1 | •2 | 1•2 | 1•2 | 3•0 | 2•3 | 1•7 | •8 | •2 | •1 | | | | | | | | | | | | | | | | |
| | •1 | 1•1 | 1•2 | 1•4 | 1•4 | 1•1 | 1•6 | •9 | •2 | •4 | | | | | | | | | | | | | | | | |
| | •1 | 1•4 | 1•0 | 1•1 | 1•2 | •1 | •4 | •5 | •4 | •4 | | | | | | | | | | | | | | | | |
| | •1 | 1•2 | •7 | •7 | 1•1 | •2 | | •3 | •2 | •1 | | | | | | | | | | | | | | | | |
| | •2 | •7 | •3 | •6 | •4 | •3 | •1 | | | | | | | | | | | | | | | | | | | |
| | •2 | 1•4 | •4 | •5 | •1 | •1 | | | | | | | | | | | | | | | | | | | | |
| | •2 | •2 | | | •1 | •2 | | | | | | | | | | | | | | | | | | | | |
| | •2 | •9 | | | | | | | | | | | | | | | | | | | | | | | | |
| | •2 | •1 | | | | | | | | | | | | | | | | | | | | | | | | |
| | | •2 | | | | | | | | | | | | | | | | | | | | | | | | |
| | | | | | | | | | | | | | | | | | | | | | | | | | | |
| | | | | | | | | | | | | | | | | | | | | | | | | | | |
| | |

[illegible]

# PSYCHROMETRIC SUMMARY

| STATION | STATION NAME | YEARS | MONTH |
|---|---|---|---|
| [illegible] | ATSUGI NAS JAPAN | 74-83 | [illegible] |

HOURS (L. S. T.)

| Temp. (F) | WET BULB TEMPERATURE DEPRESSION (F) 0 | 1-2 | 3-4 | 5-6 | 7-8 | 9-10 | 11-12 | 13-14 | 15-16 | 17-18 | 19-20 | 21-22 | 23-24 | 25-26 | 27-28 | 29-30 | ≥ 31 | TOTAL D.B./W.B. | TOTAL Dry Bulb | TOTAL Wet Bulb | TOTAL Dew Point |
|---|---|---|---|---|---|---|---|---|---|---|---|---|---|---|---|---|---|---|---|---|---|
| [illegible] | | | | | .1 | | | | | | | | | | | | | 1 | [illegible] | | |
| [illegible] | | | | .1 | .1 | | | | | | | | | | | | | [illegible] | [illegible] | | |
| [illegible] | | | | [illegible] | .4 | | | | | .1 | | | | | | | | [illegible] | [illegible] | | |
| [illegible] | | | | [illegible] | .2 | .3 | | | | | | | | | | | | [illegible] | [illegible] | | |
| [illegible] | | | [illegible] | [illegible] | [illegible] | .7 | | | .1 | | | | | | | | | [illegible] | [illegible] | [illegible] | |
| [illegible] | [illegible] | .7 | [illegible] | .9 | .3 | | | | | | | | | | | | | [illegible] | [illegible] | [illegible] | [illegible] |
| [illegible] | [illegible] | .4 | [illegible] | .5 | 2.2 | .9 | [illegible] | .3 | .2 | | | | | | | | | [illegible] | [illegible] | [illegible] | [illegible] |
| [illegible] | [illegible] | 1.5 | [illegible] | [illegible] | 1.3 | .7 | [illegible] | .3 | .1 | | | | | | | | | [illegible] | [illegible] | [illegible] | [illegible] |
| [illegible] | 1.2 | 4.3 | [illegible] | 5.9 | 2.7 | 1.3 | 1.1 | .7 | | | | | | | | | | [illegible] | [illegible] | [illegible] | [illegible] |
| [illegible] | .3 | [illegible] | [illegible] | [illegible] | 1.1 | [illegible] | [illegible] | | .2 | | | | | | | | | [illegible] | [illegible] | [illegible] | [illegible] |
| [illegible] | [illegible] | [illegible] | [illegible] | 3.6 | [illegible] | .5 | [illegible] | .2 | .2 | | | | | | | | | [illegible] | [illegible] | [illegible] | [illegible] |
| [illegible] | 1.4 | [illegible] | [illegible] | [illegible] | [illegible] | [illegible] | .1 | .1 | | | | | | | | | | [illegible] | [illegible] | [illegible] | [illegible] |
| [illegible] | | [illegible] | [illegible] | 1.4 | 1.1 | .1 | [illegible] | .1 | | | | | | | | | | [illegible] | [illegible] | [illegible] | [illegible] |
| [illegible] | .1 | 1.4 | [illegible] | [illegible] | .2 | | [illegible] | | | | | | | | | | | [illegible] | [illegible] | [illegible] | [illegible] |
| [illegible] | .1 | 1.2 | [illegible] | .4 | | .1 | | | | | | | | | | | | [illegible] | [illegible] | [illegible] | [illegible] |
| [illegible] | [illegible] | [illegible] | [illegible] | [illegible] | | | | | | | | | | | | | | [illegible] | [illegible] | [illegible] | [illegible] |
| [illegible] | [illegible] | [illegible] | [illegible] | | | | | | | | | | | | | | | [illegible] | [illegible] | [illegible] | [illegible] |
| [illegible] | | | .1 | | | | | | | | | | | | | | | 1 | 1 | 14 | [illegible] |
| [illegible] | | | .1 | | | | | | | | | | | | | | | 1 | 1 | [illegible] | [illegible] |
| [illegible] | | | | | | | | | | | | | | | | | | | | [illegible] | |
| [illegible] | | | | | | | | | | | | | | | | | | | | [illegible] | [illegible] |
| [illegible] | | | | | | | | | | | | | | | | | | | | | [illegible] |
| [illegible] | | | | | | | | | | | | | | | | | | | | | |
| [illegible] | | | | | | | | | | | | | | | | | | | | | |
| [illegible] | | | | | | | | | | | | | | | | | | | | | |
| [illegible] | | | | | | | | | | | | | | | | | | | | | |
| [illegible] | | | | | | | | | | | | | | | | | | | | | |
| [illegible] | | | | | | | | | | | | | | | | | | | | | |
| [illegible] | | | | | | | | | | | | | | | | | | | | | |
| [illegible] | | | | | | | | | | | | | | | | | | | | | |
| TOTAL | [illegible] | 21.4 | [illegible] | [illegible] | 14.6 | 5.4 | 2.9 | 1.4 | .9 | .1 | | | | | | | | | [illegible] | | [illegible] |
| | | | | | | | | | | | | | | | | | | 912 | | 912 | |

| Element (X) | $\Sigma X^2$ | $\Sigma X$ | $\bar{X}$ | $\sigma_x$ | No. Obs. | Mean No. of Hours with Temperature ≤ 0 F | ≤ 32 F | ≥ 67 F | ≥ 73 F | ≥ 80 F | ≥ 93 F | Total |
|---|---|---|---|---|---|---|---|---|---|---|---|---|
| Rel. Hum. | 5280467 | 67919 | 74.5 | 15.623 | 912 | | | | | | | |
| Dry Bulb | 3474475 | 56063 | 61.5 | 5.558 | 912 | | | 14.8 | [illegible] | | | |
| Wet Bulb | 2962023 | 51716 | 56.7 | 5.682 | 912 | | | 4.1 | | | | |
| Dew Point | 2590324 | 46072 | 52.7 | 7.870 | 912 | | 1.6 | 1.2 | | | | |

USAFETAC FORM 0-26-5 (OL A) JUL 64 REVISED PREVIOUS EDITIONS OF THIS FORM ARE OBSOLETE

# PSYCHROMETRIC SUMMARY

STATION | STATION NAME | YEARS | MONTH

HOURS (L.S.T.)

| Temp. (F) | WET BULB TEMPERATURE DEPRESSION (F) 0 | 1 - 2 | 3 - 4 | 5 - 6 | 7 - 8 | 9 - 10 | 11 - 12 | 13 - 14 | 15 - 16 | 17 - 18 | 19 - 20 | 21 - 22 | 23 - 24 | 25 - 26 | 27 - 28 | 29 - 30 | ≥ 31 | TOTAL D.B./W.B. | TOTAL Dry Bulb | TOTAL Wet Bulb | TOTAL Dew Point |
|---|---|---|---|---|---|---|---|---|---|---|---|---|---|---|---|---|---|---|---|---|---|
| TOTAL | | | | | | | | | | | | | | | | | | | | | |

| Element (X) | $\Sigma X^2$ | $\Sigma X$ | $\bar{X}$ | $\sigma_x$ | No. Obs. | Mean No. of Hours with Temperature ≤ 0 F | ≤ 32 F | ≤ 67 F | ≥ 73 F | ≥ 80 F | ≥ 93 F | Total |
|---|---|---|---|---|---|---|---|---|---|---|---|---|
| Rel. Hum. | | | | | 824 | | | | | | | |
| Dry Bulb | | | | | 824 | | | | | | | |
| Wet Bulb | | | | | 824 | | | | | | | |
| Dew Point | | | | | 824 | | | | | | | |

USAFETAC FORM 0-26-5 (OL-A) JUL 64 REVISED PREVIOUS EDITIONS OF THIS FORM ARE OBSOLETE

# PSYCHROMETRIC SUMMARY

STATION | STATION NAME | YEARS | MONTH

HOURS (L. S. T.)

| Temp. (F) | WET BULB TEMPERATURE DEPRESSION (F) | | | | | | | | | | | | | | | | TOTAL D.B./W.B. | TOTAL Dry Bulb | TOTAL Wet Bulb | TOTAL Dew Point |
|---|---|---|---|---|---|---|---|---|---|---|---|---|---|---|---|---|---|---|---|---|
| | 0 | 1 - 2 | 3 - 4 | 5 - 6 | 7 - 8 | 9 - 10 | 11 - 12 | 13 - 14 | 15 - 16 | 17 - 18 | 19 - 20 | 21 - 22 | 23 - 24 | 25 - 26 | 27 - 28 | 29 - 30 | ≥ 31 | | | | |
| | | | | | | | | | | | | | | | | | | | | |
| | | | | | | | | | | | | | | | | | | | | |
| | | | | | | | | | | | | | | | |

# PSYCHROMETRIC SUMMARY

STATION | STATION NAME | YEARS | MONTH

HOURS

| Temp. (F) | WET BULB TEMPERATURE DEPRESSION (F) | | | | | | | | | | | | | | | | | | TOTAL D.B. | TOTAL W.B. Dry Bulb | TOTAL Wet Bulb | TOTAL Dew Point |
|---|---|---|---|---|---|---|---|---|---|---|---|---|---|---|---|---|---|---|---|---|---|---|
| | 0 | 1 - 2 | 3 - 4 | 5 - 6 | 7 - 8 | 9 - 10 | 11 - 12 | 13 - 14 | 15 - 16 | 17 - 18 | 19 - 20 | 21 - 22 | 23 - 24 | 25 - 26 | 27 - 28 | 29 - 30 | ≥ 31 | | | | | |

| Element (X) | $\Sigma X^2$ | $\Sigma X$ | $\bar{X}$ | $\sigma_x$ | No. Obs. | Mean No. of Hours with Temperature | | | | | | |
|---|---|---|---|---|---|---|---|---|---|---|---|---|
| | | | | | | ≤ 0 F | ≤ 32 F | ≤ 67 F | ≥ 73 F | ≥ 80 F | ≥ 93 F | Total |
| Rel. Hum. | | | 66.4 | 19.637 | 6475 | | | | | | | |
| Dry Bulb | | | | | | | | | | | | |
| Wet Bulb | | | | | | | | | | | | |
| Dew Point | | | 44.6 | 10.135 | 6475 | | | | | | | |

USAFETAC FORM 0-26 5 (OL A) REVISED PREVIOUS EDITIONS OF THIS FORM ARE OBSOLETE

# PSYCHROMETRIC SUMMARY

STATION | STATION NAME | YEARS | MONTH

HOURS (L. S. T.)

| Temp. (F) | WET BULB TEMPERATURE DEPRESSION (F) 0 | 1 - 2 | 3 - 4 | 5 - 6 | 7 - 8 | 9 - 10 | 11 - 12 | 13 - 14 | 15 - 16 | 17 - 18 | 19 - 20 | 21 - 22 | 23 - 24 | 25 - 26 | 27 - 28 | 29 - 30 | ≥ 31 | TOTAL D.B./W.B. | TOTAL Dry Bulb | TOTAL Wet Bulb | TOTAL Dew Point |
|---|---|---|---|---|---|---|---|---|---|---|---|---|---|---|---|---|---|---|---|---|---|
| | | | | | | | | | | | | | | | | | | | | | |
| | | | | | | | | | | | | | | | | | | | | | |
| | | | | | | | | | | | | | | | | | | | | | |

# PSYCHROMETRIC SUMMARY

STATION _____ STATION NAME _____ YEARS _____ MONTH _____

HOURS _____ S.T.

| Temp. (F) | WET BULB TEMPERATURE DEPRESSION (F) 0 | 1 - 2 | 3 - 4 | 5 - 6 | 7 - 8 | 9 - 10 | 11 - 12 | 13 - 14 | 15 - 16 | 17 - 18 | 19 - 20 | 21 - 22 | 23 - 24 | 25 - 26 | 27 - 28 | 29 - 30 | ≥ 31 | TOTAL D.B.-W.B. Dry Bulb | TOTAL Wet Bulb | TOTAL Dew Point |
|---|---|---|---|---|---|---|---|---|---|---|---|---|---|---|---|---|---|---|---|---|
| | | | | | | | | | | | | | | | | | | | | |
| | | | | | | | | | | | | | | | | | | | | |
| | | | | | | | | | | | | | | | | | | | | |

# PSYCHROMETRIC SUMMARY

STATION | STATION NAME | YEARS | MONTH

HOURS (L. S. T.)

| Temp. (F) | WET BULB TEMPERATURE DEPRESSION (F) 0 | 1 - 2 | 3 - 4 | 5 - 6 | 7 - 8 | 9 - 10 | 11 - 12 | 13 - 14 | 15 - 16 | 17 - 18 | 19 - 20 | 21 - 22 | 23 - 24 | 25 - 26 | 27 - 28 | 29 - 30 | ≥ 31 | TOTAL D.B./W.B. | TOTAL Dry Bulb | TOTAL Wet Bulb | TOTAL Dew Point |
|---|---|---|---|---|---|---|---|---|---|---|---|---|---|---|---|---|---|---|---|---|---|
| [illegible] | | | | | | | | | | | | | | | | | | | | | |
| TOTAL | | | | | | | | | | | | | | | | | | | | | |

| Element (X) | $\Sigma X^2$ | $\Sigma X$ | $\bar{X}$ | $\sigma_x$ | No. Obs. | Mean No. of Hours with Temperature ≤ 0 F | ≤ 32 F | ≥ 67 F | ≥ 73 F | ≥ 80 F | ≥ 93 F | Total |
|---|---|---|---|---|---|---|---|---|---|---|---|---|
| Rel. Hum. | [illegible] | [illegible] | [illegible] | [illegible] | [illegible] | | | | | | | |
| Dry Bulb | [illegible] | [illegible] | 74.4 | [illegible] | 381 | | | [illegible] | [illegible] | [illegible] | | |
| Wet Bulb | [illegible] | [illegible] | [illegible] | 4.064 | 381 | | | [illegible] | [illegible] | | | |
| Dew Point | [illegible] | [illegible] | [illegible] | 4.974 | 381 | | | [illegible] | [illegible] | | | |

USAFETAC FORM 0-26 5 (OL A) JUL 64 REVISED PREVIOUS EDITIONS OF THIS FORM ARE OBSOLETE

[illegible]

# PSYCHROMETRIC SUMMARY

| STATION | STATION NAME | YEARS | MONTH |
|---|---|---|---|
| [illegible] | [illegible] JAPAN | 74-83 | [illegible] |

[illegible] HOURS (L. S. T.)

| Temp. (F) | WET BULB TEMPERATURE DEPRESSION (F) 0 | 1 - 2 | 3 - 4 | 5 - 6 | 7 - 8 | 9 - 10 | 11 - 12 | 13 - 14 | 15 - 16 | 17 - 18 | 19 - 20 | 21 - 22 | 23 - 24 | 25 - 26 | 27 - 28 | 29 - 30 | ≥ 31 | TOTAL D.B./W.B. | TOTAL Dry Bulb | TOTAL Wet Bulb | TOTAL Dew Point |
|---|---|---|---|---|---|---|---|---|---|---|---|---|---|---|---|---|---|---|---|---|---|
| [illegible] | | | | | .2 | .2 | .2 | | | | | | | | | | | [illegible] | [illegible] | | |
| [illegible] | | | | .2 | 1.9 | .2 | .1 | | .2 | | | | | | | | | [illegible] | [illegible] | | |
| [illegible] | | | | 2.[illegible] | .8 | .7 | .5 | | .1 | | | | | | | | | [illegible] | [illegible] | | |
| [illegible] | | | 1.[illegible] | 2.[illegible] | 1.5 | .5 | .7 | .1 | .1 | | | | | | | | | [illegible] | [illegible] | | |
| [illegible] | | 1.7 | 1.9 | 1.[illegible] | 1.4 | 1.7 | .[illegible] | | | | | | | | | | | [illegible] | [illegible] | [illegible] | |
| [illegible] | | 1.7 | 7.4 | 6.[illegible] | 1.1 | .7 | .[illegible] | .1 | | | | | | | | | | [illegible] | [illegible] | [illegible] | |
| [illegible] | .1 | .[illegible] | [illegible] | 4.[illegible] | [illegible] | .5 | | | | | | | | | | | | [illegible] | [illegible] | [illegible] | |
| [illegible] | | 7.[illegible] | [illegible] | 2.[illegible] | [illegible] | .5 | .1 | | | | | | | | | | | [illegible] | [illegible] | [illegible] | [illegible] |
| [illegible] | .3 | 1.[illegible] | [illegible] | [illegible] | [illegible] | .5 | | | | | | | | | | | | [illegible] | [illegible] | [illegible] | [illegible] |
| [illegible] | .1 | 3.7 | .9 | .[illegible] | .6 | .2 | | | | | | | | | | | | [illegible] | [illegible] | [illegible] | [illegible] |
| [illegible] | .3 | 3.7 | 7.4 | 1.[illegible] | | | | | | | | | | | | | | [illegible] | [illegible] | [illegible] | [illegible] |
| [illegible] | .1 | 1.1 | .[illegible] | | | | | | | | | | | | | | | [illegible] | [illegible] | [illegible] | [illegible] |
| [illegible] | | .[illegible] | .1 | | | | | | | | | | | | | | | [illegible] | [illegible] | [illegible] | [illegible] |
| [illegible] | | .[illegible] | | | | | | | | | | | | | | | | [illegible] | [illegible] | [illegible] | [illegible] |
| [illegible] | .1 | | | | | | | | | | | | | | | | | [illegible] | [illegible] | [illegible] | [illegible] |
| [illegible] | | | | | | | | | | | | | | | | | | | | | |
| [illegible] | | | | | | | | | | | | | | | | | | | | | |
| [illegible] | | | | | | | | | | | | | | | | | | | | | |
| [illegible] | | | | | | | | | | | | | | | | | | | | | |
| TOTAL | [illegible] | [illegible] | [illegible] | [illegible] | [illegible] | [illegible] | [illegible] | .2 | .6 | | | | | | | | | [illegible] | [illegible] | [illegible] | |

| Element (X) | $\Sigma X^2$ | $\Sigma X$ | $\bar{X}$ | $\sigma_x$ | No. Obs. | Mean No. of Hours with Temperature ≤ 0 F | ≤ 32 F | ≥ 67 F | ≥ 73 F | ≥ 80 F | ≥ 93 F | Total |
|---|---|---|---|---|---|---|---|---|---|---|---|---|
| Rel. Hum. | [illegible] | [illegible] | 77.5 | 11.[illegible] | [illegible] | | | | | | | |
| Dry Bulb | [illegible] | [illegible] | 71.[illegible] | 4.711 | [illegible] | | | [illegible] | [illegible] | [illegible] | | |
| Wet Bulb | [illegible] | [illegible] | [illegible] | 3.947 | [illegible] | | | [illegible] | [illegible] | | | |
| Dew Point | [illegible] | [illegible] | 63.7 | 4.637 | [illegible] | | | [illegible] | [illegible] | | | |

USAFETAC FORM JUL 64 0-26-5 (OL A) REVISED PREVIOUS EDITIONS OF THIS FORM ARE OBSOLETE

# PSYCHROMETRIC SUMMARY

[illegible]

| STATION | STATION NAME | YEARS | MONTH |
|---|---|---|---|
| [illegible] | [illegible] | [illegible] | [illegible] |

HOURS [illegible]

| Temp. (F) | WET BULB TEMPERATURE DEPRESSION (F) 0 | 1-2 | 3-4 | 5-6 | 7-8 | 9-10 | 11-12 | 13-14 | 15-16 | 17-18 | 19-20 | 21-22 | 23-24 | 25-26 | 27-28 | 29-30 | ≥31 | TOTAL D.B./W.B. | TOTAL Dry Bulb | TOTAL Wet Bulb | Dew Point |
|---|---|---|---|---|---|---|---|---|---|---|---|---|---|---|---|---|---|---|---|---|---|
| [illegible] | | | | .1 | 1.[illegible] | .5 | | | .1 | | | | | | | | | [illegible] | [illegible] | | |
| [illegible] | | | | 1.[illegible] | .1 | .5 | | .3 | | | | | | | | | | [illegible] | [illegible] | | |
| [illegible] | | | 1.[illegible] | 2.[illegible] | .3 | | .[illegible] | .4 | | | | | | | | | | [illegible] | [illegible] | | |
| [illegible] | | 1.[illegible] | 2.[illegible] | .[illegible] | .6 | .4 | .[illegible] | | .1 | | | | | | | | | [illegible] | [illegible] | | |
| [illegible] | .1 | [illegible] | [illegible] | [illegible] | .4 | .1 | | | .1 | .1 | | | | | | | | [illegible] | | [illegible] | |
| [illegible] | .[illegible] | [illegible] | [illegible] | [illegible] | .5 | .[illegible] | .1 | | | | | | | | | | | [illegible] | [illegible] | [illegible] | |
| [illegible] | | 4.[illegible] | [illegible] | 1.7 | .5 | .[illegible] | | | | | | | | | | | | [illegible] | [illegible] | [illegible] | |
| [illegible] | .[illegible] | [illegible] | 7.[illegible] | 1.[illegible] | 1.5 | .1 | | | | | | | | | | | | [illegible] | [illegible] | [illegible] | |
| [illegible] | .1 | [illegible] | 4.5 | [illegible] | .1 | | | | | | | | | | | | | 4 | 4 | [illegible] | |
| [illegible] | .3 | 7.7 | 3.1 | [illegible] | .1 | .3 | | | | | | | | | | | | [illegible] | [illegible] | [illegible] | |
| [illegible] | .1 | .6 | 1.[illegible] | | .1 | | | | | | | | | | | | | [illegible] | [illegible] | [illegible] | |
| [illegible] | .1 | .4 | .[illegible] | | | | | | | | | | | | | | | [illegible] | [illegible] | [illegible] | |
| [illegible] | | .[illegible] | | | | | | | | | | | | | | | | [illegible] | [illegible] | [illegible] | |
| [illegible] | .1 | | | | | | | | | | | | | | | | | [illegible] | [illegible] | [illegible] | [illegible] |
| [illegible] | | | | | | | | | | | | | | | | | | | | [illegible] | |
| [illegible] | | | | | | | | | | | | | | | | | | | | | |
| [illegible] | | | | | | | | | | | | | | | | | | | | | |
| [illegible] | | | | | | | | | | | | | | | | | | | | | |
| [illegible] | | | | | | | | | | | | | | | | | | | | | |
| TOTAL | [illegible] | [illegible] | [illegible] | [illegible] | [illegible] | [illegible] | .7 | .7 | .4 | .1 | | | | | | | | | [illegible] | | [illegible] |
| | | | | | | | | | | | | | | | | | | 718 | | 718 | |

| Element (X) | $\Sigma X^2$ | $\Sigma X$ | $\bar{X}$ | $\sigma_x$ | No. Obs. | Mean No. of Hours with Temperature ≤ 0 F | ≤ 32 F | ≥ 67 F | ≥ 73 F | ≥ 80 F | ≥ 93 F | Total |
|---|---|---|---|---|---|---|---|---|---|---|---|---|
| Rel. Hum. | 4652245 | 58547 | 81.5 | 10.423 | 718 | | | | | | | |
| Dry Bulb | 3476687 | 49854 | 69.4 | 4.588 | 718 | | | 63.4 | [illegible] | 1.[illegible] | | |
| Wet Bulb | 3138395 | 47145 | 65.7 | 4.223 | 718 | | | 39.6 | 4.5 | | | |
| Dew Point | 2903403 | 45515 | 63.4 | 5.031 | 718 | | | 21.9 | .[illegible] | | | |

USAFETAC FORM 0-26-5 (OL A) JUL 64 REVISED PREVIOUS EDITIONS OF THIS FORM ARE OBSOLETE

# PSYCHROMETRIC SUMMARY

STATION | STATION NAME | YEARS | MONTH

HOURS (L.S.T.)

| Temp. (F) | WET BULB TEMPERATURE DEPRESSION (F) | | | | | | | | | | | | | | | | | | | | | | | | | | TOTAL D.B.-W.B. | TOTAL Dry Bulb | TOTAL Wet Bulb | TOTAL Dew Point |
|---|---|---|---|---|---|---|---|---|---|---|---|---|---|---|---|---|---|---|---|---|---|---|---|---|---|---|---|---|---|---|
| | 0 | 1 - 2 | 3 - 4 | 5 - 6 | 7 - 8 | 9 - 10 | 11 - 12 | 13 - 14 | 15 - 16 | 17 - 18 | 19 - 20 | 21 - 22 | 23 - 24 | 25 - 26 | 27 - 28 | 29 - 30 | ≥ 31 | | | | | | | | | | | | | | |
| / | | | | | | | | | | | | | | | |

# PSYCHROMETRIC SUMMARY

STATION | STATION NAME | YEARS | MONTH

HOURS (L.S.T.)

| Temp. (F) | WET BULB TEMPERATURE DEPRESSION (F) 0 | 1 - 2 | 3 - 4 | 5 - 6 | 7 - 8 | 9 - 10 | 11 - 12 | 13 - 14 | 15 - 16 | 17 - 18 | 19 - 20 | 21 - 22 | 23 - 24 | 25 - 26 | 27 - 28 | 29 - 30 | ≥ 31 | TOTAL D.B./W.B. | TOTAL Dry Bulb | TOTAL Wet Bulb | TOTAL Dew Point |
|---|---|---|---|---|---|---|---|---|---|---|---|---|---|---|---|---|---|---|---|---|---|
| [illegible] | | | | | | | | | | | | | | | | | | | | | |
| [illegible] | | | | | | | | | | | | | | | | | | | | | |
| [illegible] | | | | | | | | | | | | | | | | | | | | | |

# PSYCHROMETRIC SUMMARY

STATION | STATION NAME | YEARS | MONTH

HOURS (L.S.T.)

| Temp. (F) | WET BULB TEMPERATURE DEPRESSION (F) | | | | | | | | | | | | | | | | | | | | | | TOTAL D.B./W.B. | TOTAL Dry Bulb | TOTAL Wet Bulb | TOTAL Dew Point |
|---|---|---|---|---|---|---|---|---|---|---|---|---|---|---|---|---|---|---|---|---|---|---|---|---|---|---|
| | 0 | 1 - 2 | 3 - 4 | 5 - 6 | 7 - 8 | 9 - 10 | 11 - 12 | 13 - 14 | 15 - 16 | 17 - 18 | 19 - 20 | 21 - 22 | 23 - 24 | 25 - 26 | 27 - 28 | 29 - 30 | ≥ 31 | | | | | | |

| Element (X) | $\Sigma X^2$ | $\Sigma X$ | $\bar{X}$ | $\sigma_x$ | No. Obs. | Mean No. of Hours with Temperature | | | | | | |
|---|---|---|---|---|---|---|---|---|---|---|---|---|
| | | | | | | ≤ 0 F | ≤ 32 F | ≥ 67 F | ≥ 73 F | ≥ 80 F | ≥ 93 F | Total |
| Rel. Hum | | | | | | | | | | | | |
| Dry Bulb | | | | | | | | | | | | |
| Wet Bulb | | | | | | | | | | | | |
| Dew Point | | | | | | | | | | | | |

USAFETAC FORM 0-26 5 (OL A) REVISED PREVIOUS EDITIONS OF THIS FORM ARE OBSOLETE

# PSYCHROMETRIC SUMMARY

STATION | STATION NAME | YEARS | MONTH

HOURS (L.S.T.)

| Temp. (F) | WET BULB TEMPERATURE DEPRESSION (F) | | | | | | | | | | | | | | | | | TOTAL D.B./W.B. | TOTAL Dry Bulb | TOTAL Wet Bulb | TOTAL Dew Point |
|---|---|---|---|---|---|---|---|---|---|---|---|---|---|---|---|---|---|---|---|---|---|
| | 0 | 1 - 2 | 3 - 4 | 5 - 6 | 7 - 8 | 9 - 10 | 11 - 12 | 13 - 14 | 15 - 16 | 17 - 18 | 19 - 20 | 21 - 22 | 23 - 24 | 25 - 26 | 27 - 28 | 29 - 30 | ≥ 31 | | | | |
| | | | | | | • | | | | | | | | | | | | | | | |
| | | | | • | • | • | • | | | | | | | | | | | | | | |
| | | • | • | • | • | • | | | | | | | | | | | | | | | |
| | | • | • | • | • | • | | | | | | | | | | | | | | | |
| | • | • | • | • | • | • | | | | | | | | | | | | | | | |
| | • | • | • | • | • | | | | | | | | | | | | | | | | |
| | • | • | • | • | • | | | | | | | | | | | | | | | | |
| | • | • | • | • | | | | | | | | | | | | | | | | | |
| | • | • | • | • | | | | | | | | | | | | | | | | | |
| | • | • | • | | | | | | | | | | | | | | | | | | |
| | • | • | • | | | | | | | | | | | | | | | | | | |
| | • | • | | | | | | | | | | | | | | | | | | | |
| | • | • | | | | | | | | | | | | | | | | | | | |
| | • | | | | | | | | | | | | | | | | | | | | |
| | • | | | | | | | | | | | | | | | | | | | | |
| | • |

# PSYCHROMETRIC SUMMARY

STATION | STATION NAME | YEARS | MONTH

HOURS (L.S.T.)

| Temp (F) | WET BULB TEMPERATURE DEPRESSION (F) | | | | | | | | | | | | | | | | | | | | | TOTAL D.B.-W.B. | TOTAL Dry Bulb | TOTAL Wet Bulb | TOTAL Dew Point |
|---|---|---|---|---|---|---|---|---|---|---|---|---|---|---|---|---|---|---|---|---|---|---|---|---|---|
| | 0 | 1 - 2 | 3 - 4 | 5 - 6 | 7 - 8 | 9 - 10 | 11 - 12 | 13 - 14 | 15 - 16 | 17 - 18 | 19 - 20 | 21 - 22 | 23 - 24 | 25 - 26 | 27 - 28 | 29 - 30 | ≥ 31 | | | | | | | | |

| Element (X) | $\Sigma_X'$ | $\Sigma_X$ | $\bar{X}$ | $\sigma_x$ | No. Obs. | Mean No. of Hours with Temperature | | | | | | |
|---|---|---|---|---|---|---|---|---|---|---|---|---|
| | | | | | | ≤ 0 F | ≤ 32 F | ≥ 67 F | ≥ 73 F | ≥ 80 F | ≥ 93 F | Total |
| Rel Hum | | | | | | | | | | | | |
| Dry Bulb | | | | | | | | | | | | |
| Wet Bulb | | | | | | | | | | | | |
| Dew Point | | | | | | | | | | | | |

USAFETAC FORM 0-26-5 (OL-A) REVISED PREVIOUS EDITIONS OF THIS FORM ARE OBSOLETE

# PSYCHROMETRIC SUMMARY

STATION _____ STATION NAME _____ YEARS _____ MONTH _____

HOURS _____ S T

| Temp. (F) | WET BULB TEMPERATURE DEPRESSION (F) 0 | 1 - 2 | 3 - 4 | 5 - 6 | 7 - 8 | 9 - 10 | 11 - 12 | 13 - 14 | 15 - 16 | 17 - 18 | 19 - 20 | 21 - 22 | 23 - 24 | 25 - 26 | 27 - 28 | 29 - 30 | ≥ 31 | TOTAL D.B.-W.B. | TOTAL Dry Bulb | TOTAL Wet Bulb | TOTAL Dew Point |
|---|---|---|---|---|---|---|---|---|---|---|---|---|---|---|---|---|---|---|---|---|---|
| | | | | | | | | | | | | | | | | | | | | | |
| | | | | | | | | | | | | | | | | | | | | | |
| | | | | | | | | | | | | | | | | | | | | | |

# PSYCHROMETRIC SUMMARY

STATION | STATION NAME | YEARS | MONTH

HOURS

| Temp. (F) | WET BULB TEMPERATURE DEPRESSION (F) | | | | | | | | | | | | | | | | | | | | | | | | | | | TOTAL D.B.-W.B. Dry Bulb | TOTAL Wet Bulb Dew Point |
|---|---|---|---|---|---|---|---|---|---|---|---|---|---|---|---|---|---|---|---|---|---|---|---|---|---|---|---|---|---|
| | 0 | 1-2 | 3-4 | 5-6 | 7-8 | 9-10 | 11-12 | 13-14 | 15-16 | 17-18 | 19-20 | 21-22 | 23-24 | 25-26 | 27-28 | 29-30 | ≥ 31 | | | | | | | | | | | | |

| Element (X) | $\Sigma_{X'}$ | $\Sigma_X$ | $\bar{X}$ | $\sigma_x$ | No. Obs. | Mean No. of Hours with Temperature | | | | | | |
|---|---|---|---|---|---|---|---|---|---|---|---|---|
| | | | | | | ≤ 0 F | ≤ 32 F | ≥ 67 F | ≥ 73 F | ≥ 80 F | ≥ 93 F | Total |
| Rel. Hum. | | | | | | | | | | | | |
| Dry Bulb | | | | | | | | | | | | |
| Wet Bulb | | | | | | | | | | | | |
| Dew Point | | | | | | | | | | | | |

USAFETAC FORM 0-26-5 (OL-A) REVISED PREVIOUS EDITIONS OF THIS FORM ARE OBSOLETE

# PSYCHROMETRIC SUMMARY

STATION | STATION NAME | YEARS | MONTH | HOURS

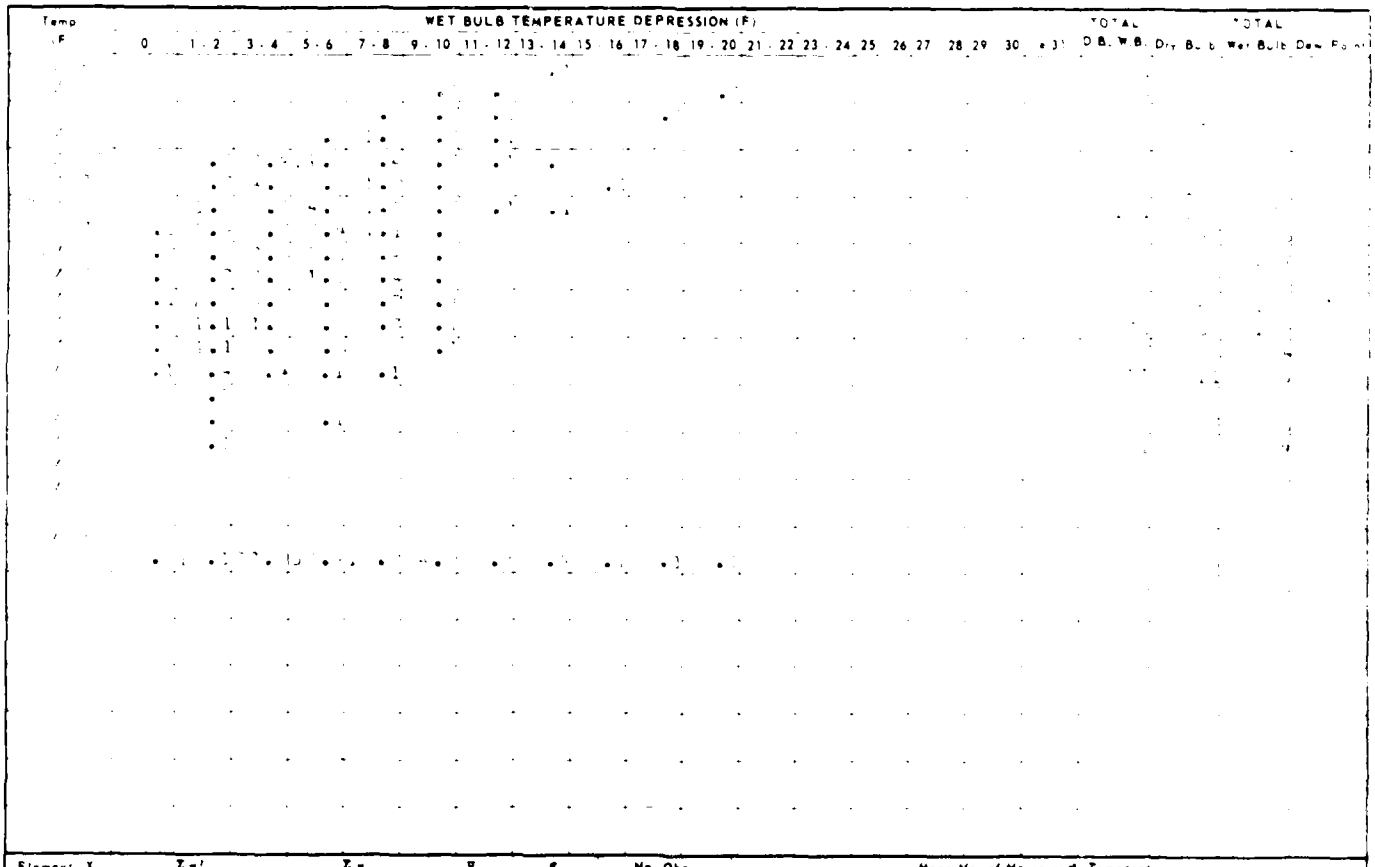


| Element X | $\Sigma_X'$ | $\Sigma_X$ | $\bar{X}$ | $\sigma_x$ | No. Obs. | Mean No. of Hours with Temperature | | | | | | |
|---|---|---|---|---|---|---|---|---|---|---|---|---|
| | | | | | | ≤ 0 F | ≤ 32 F | ≥ 67 F | ≥ 73 F | ≥ 80 F | ≥ 93 F | Total |
| Rel. Hum. | | | | | | | | | | | | |
| Dry Bulb | | | | | | | | | | | | |
| Wet Bulb | | | | | | | | | | | | |
| Dew Point | | | | | | | | | | | | |

USAFETAC FORM 0-26-5 (L, A)

# PSYCHROMETRIC SUMMARY

STATION | STATION NAME | YEARS | MONTH

HOURS

| Temp (F) | WET BULB TEMPERATURE DEPRESSION (F) | | | | | | | | | | | | | | | | | | | | | | | | | | | TOTAL D.B. | TOTAL W.B. Dry Bulb | TOTAL Wet Bulb Dew Point |
|---|---|---|---|---|---|---|---|---|---|---|---|---|---|---|---|---|---|---|---|---|---|---|---|---|---|---|---|---|---|---|
| | 0 | 1 - 2 | 3 - 4 | 5 - 6 | 7 - 8 | 9 - 10 | 11 - 12 | 13 - 14 | 15 - 16 | 17 - 18 | 19 - 20 | 21 - 22 | 23 - 24 | 25 - 26 | 27 - 28 | 29 - 30 | ≥ 31 | | | |
| | | | | | | | | | | | | | | | | | | | | |
| | | | | | | | | | | | | | | | | | | | | |
| | | | | | | | | | | | | | | | | |

# PSYCHROMETRIC SUMMARY

STATION | STATION NAME | YEARS | MONTH

HOURS

| Temp (F) | WET BULB TEMPERATURE DEPRESSION (F) 0 | 1-2 | 3-4 | 5-6 | 7-8 | 9-10 | 11-12 | 13-14 | 15-16 | 17-18 | 19-20 | 21 | 22 | 23-24 | 25-26 | 27-28 | 29-30 | ≥31 | TOTAL D.B. W.B. | TOTAL Dry Bulb | TOTAL Wet Bulb | TOTAL Dew Point |
|---|---|---|---|---|---|---|---|---|---|---|---|---|---|---|---|---|---|---|---|---|---|---|
| | | | | | | | | | | | | | | | | | | | | | | |

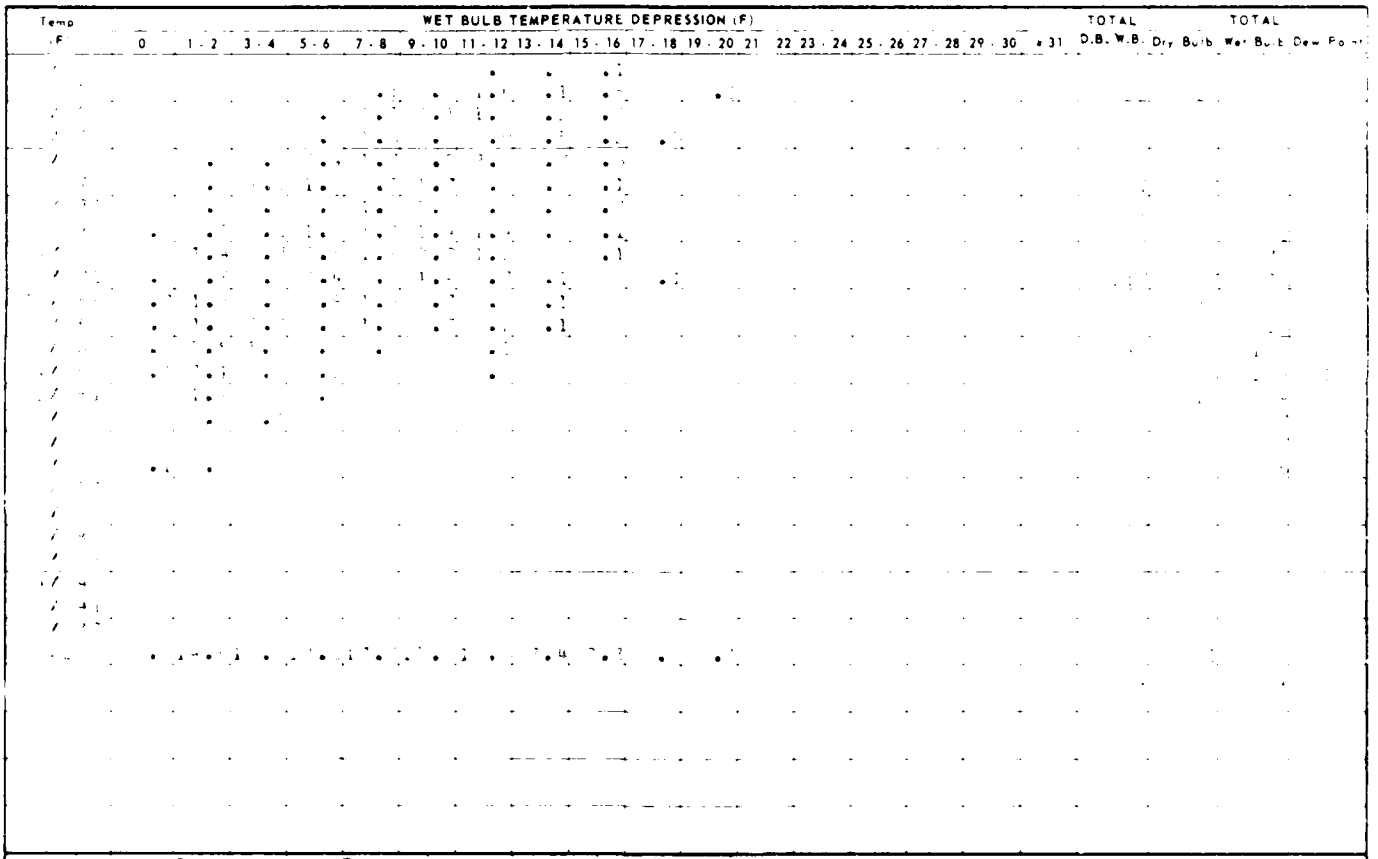

| Element (X) | $\Sigma X'$ | $\Sigma X$ | $\bar{X}$ | $\sigma_x$ | No. Obs. | Mean No. of Hours with Temperature ≤ 0 F | ≤ 32 F | ≥ 67 F | ≥ 73 F | ≥ 80 F | ≥ 93 F | Total |
|---|---|---|---|---|---|---|---|---|---|---|---|---|
| Rel Hum | | | | | | | | | | | | |
| Dry Bulb | | | | | | | | | | | | |
| Wet Bulb | | | | | | | | | | | | |
| Dew Point | | | | | | | | | | | | |

USAFETAC FORM JUL 64 0 26 5 (OL A) REVISED PREVIOUS EDITIONS OF THIS FORM ARE OBSOLETE

# PSYCHROMETRIC SUMMARY

STATION | STATION NAME | YEARS | MONTH

HOURS

| Temp. (F) | WET BULB TEMPERATURE DEPRESSION (F) 0 | 1 - 2 | 3 - 4 | 5 - 6 | 7 - 8 | 9 - 10 | 11 - 12 | 13 - 14 | 15 - 16 | 17 - 18 | 19 - 20 | 21 - 22 | 23 - 24 | 25 - 26 | 27 - 28 | 29 - 30 | ≥ 31 | TOTAL D.B.-W.B. | TOTAL Dry Bulb | TOTAL Wet Bulb | TOTAL Dew Point |
|---|---|---|---|---|---|---|---|---|---|---|---|---|---|---|---|---|---|---|---|---|---|
| | | | | | | | | | | | | | | | | | | | | | |
| | | | | | | | | | | | | | | | | | | | | | |
| | | | | | | | | | | | | | | | | | | | | | |

# PSYCHROMETRIC SUMMARY

STATION | STATION NAME | YEARS | MONTH

HOURS L. S. T.

| Temp. (F) | WET BULB TEMPERATURE DEPRESSION (F) 0 | 1 - 2 | 3 - 4 | 5 - 6 | 7 - 8 | 9 - 10 | 11 - 12 | 13 - 14 | 15 - 16 | 17 - 18 | 19 - 20 | 21 - 22 | 23 - 24 | 25 - 26 | 27 - 28 | 29 - 30 | ≥ 31 | TOTAL D.B.-W.B. | TOTAL Dry Bulb | TOTAL Wet Bulb | TOTAL Dew Point |
|---|---|---|---|---|---|---|---|---|---|---|---|---|---|---|---|---|---|---|---|---|---|
| | | | | | | 1 | | | | | | | | | | | | | | | |
| | | | | | | | | | | | | | | | | | | | | | |
| | | | | | | | | | | | | | | | | | | | | | |
| | | | | | |

# PSYCHROMETRIC SUMMARY

STATION | STATION NAME | YEARS | MONTH

HOURS (L. S. T.

| Temp. (F) | WET BULB TEMPERATURE DEPRESSION (F) 0 | 1 - 2 | 3 - 4 | 5 - 6 | 7 - 8 | 9 - 10 | 11 - 12 | 13 - 14 | 15 - 16 | 17 - 18 | 19 - 20 | 21 - 22 | 23 - 24 | 25 - 26 | 27 - 28 | 29 - 30 | ≥ 31 | TOTAL D.B.-W.B. | TOTAL Dry Bulb | TOTAL Wet Bulb | TOTAL Dew Point |
|---|---|---|---|---|---|---|---|---|---|---|---|---|---|---|---|---|---|---|---|---|---|
| [illegible] | | | | | | | | | | | | | | | | | | | | | |

| Element (X) | $\Sigma X'$ | $\Sigma X$ | $\bar{X}$ | $\sigma_x$ | No. Obs. | Mean No. of Hours with Temperature ≤ 0 F | ≤ 32 F | ≥ 67 F | ≥ 73 F | ≥ 80 F | ≥ 93 F | Total |
|---|---|---|---|---|---|---|---|---|---|---|---|---|
| Rel. Hum. | [illegible] | [illegible] | 53.6 | 3.11 | 623 | | | | | | | |
| Dry Bulb | [illegible] | 43475 | 69.8 | 7.16 | 623 | | | [illegible] | [illegible] | 1.3 | | |
| Wet Bulb | [illegible] | 41435 | 66.5 | 5.19 | 623 | | | 41.6 | 14.3 | | | |
| Dew Point | [illegible] | [illegible] | 64.5 | 5.95 | 623 | | | [illegible] | 5.4 | | | |

USAFETAC FORM 0-26-5 (OL-A) REVISED PREVIOUS EDITIONS OF THIS FORM ARE OBSOLETE

# PSYCHROMETRIC SUMMARY

STATION _____ STATION NAME _____ YEARS _____ MONTH _____

HOURS (L.S.T.)

| Temp. (F) | WET BULB TEMPERATURE DEPRESSION (F) | | | | | | | | | | | | | | | | | | | | | | | TOTAL D.B.-W.B. | TOTAL Dry Bulb | TOTAL Wet Bulb | TOTAL Dew Point |
|---|---|---|---|---|---|---|---|---|---|---|---|---|---|---|---|---|---|---|---|---|---|---|---|---|---|---|---|
| | 0 | 1 - 2 | 3 - 4 | 5 - 6 | 7 - 8 | 9 - 10 | 11 - 12 | 13 - 14 | 15 - 16 | 17 - 18 | 19 - 20 | 21 - 22 | 23 - 24 | 25 - 26 | 27 - 28 | 29 - 30 | ≥ 31 | | | | | | | | | | | |
| | | | | | | | | | | | | | | | |

# PSYCHROMETRIC SUMMARY

STATION | STATION NAME | YEARS | MONTH

HOURS (L.S.T.)

| Temp. (F) | WET BULB TEMPERATURE DEPRESSION (F) | | | | | | | | | | | | | | | | | | | | | | | | | | TOTAL D.B./W.B. | TOTAL Dry Bulb | TOTAL Wet Bulb | TOTAL Dew Point |
|---|---|---|---|---|---|---|---|---|---|---|---|---|---|---|---|---|---|---|---|---|---|---|---|---|---|---|---|---|---|---|
| | 0 | 1 - 2 | 3 - 4 | 5 - 6 | 7 - 8 | 9 - 10 | 11 - 12 | 13 - 14 | 15 - 16 | 17 - 18 | 19 - 20 | 21 - 22 | 23 - 24 | 25 - 26 | 27 - 28 | 29 - 30 | ≥ 31 | | | | | | | | | | | | | | |
| | | | | | | | | | | | | | | | | | | | | | | | | | | | | | | |
| TOTAL | | | | | | | | | | | | | | | | | | | | | | | | | | | | | | |

| Element (X) | $\Sigma_X^2$ | $\Sigma_X$ | $\bar{X}$ | $\sigma_x$ | No. Obs. | Mean No. of Hours with Temperature | | | | | | |
|---|---|---|---|---|---|---|---|---|---|---|---|---|
| | | | | | | ≤ 0 F | ≤ 32 F | ≥ 67 F | ≥ 73 F | ≥ 80 F | ≥ 93 F | Total |
| Rel. Hum. | | | | | | | | | | | | |
| Dry Bulb | | | | | | | | | | | | |
| Wet Bulb | | | | | | | | | | | | |
| Dew Point | | | | | | | | | | | | |

USAFETAC FORM 0-26-5 (OL-A) REVISED PREVIOUS EDITIONS OF THIS FORM ARE OBSOLETE

# PSYCHROMETRIC SUMMARY

STATION | STATION NAME | YEARS | MONTH

HOURS (L.S.T.)

| Temp. (F) | WET BULB TEMPERATURE DEPRESSION (F) | | | | | | | | | | | | | | | | | | | | | TOTAL D.B./W.B. | TOTAL Dry Bulb | TOTAL Wet Bulb | TOTAL Dew Point |
|---|---|---|---|---|---|---|---|---|---|---|---|---|---|---|---|---|---|---|---|---|---|---|---|---|---|
| | 0 | 1 - 2 | 3 - 4 | 5 - 6 | 7 - 8 | 9 - 10 | 11 - 12 | 13 - 14 | 15 - 16 | 17 - 18 | 19 - 20 | 21 - 22 | 23 - 24 | 25 - 26 | 27 - 28 | 29 - 30 | ≥ 31 | | | | | | | | |
| / 01 | | | | | | | • | • 1 | | | | | | | | | | | | | | | | | |
| / 06 | | | | | | | • 1 | • 2 | | | | • 1 | | | | | | | | | | | | | |
| / 07 | | | | | • 1 | • | 1 • 1 | • 1 | | | | | | | | | | | | | | | | | |
| / 2 | | | | | • | • | • | • 2 | • 1 | | | | | | | | | | | | | | | | |
| / | | | • 1 | • | 4 • 7 | • 3 | • | • 1 | • 1 | | | | | | | | | | | | | | | | |
| / | | • 6 | 5 • 1 | 1 • 7 | 4 • 6 | 1 • | 1 • | • 1 | • 1 | | | | | | | | | | | | | | | | |
| / | 1 • 4 | 7 • | 6 • | 1 • 4 | 1 • 7 | • | | | | | | | | | | | | | | | | | | | |
| / 77 | • | 3 • | 1 • 7 | 4 • 3 | • 4 | • | | | | | | | | | | | | | | | | | | | |
| / 7 | • 5 | 2 • | 1 • | 2 • | • 3 | • 1 | | | | | | | | | | | | | | | | | | | |
| / 7 | | 1 • 7 | • 3 | 2 • 1 | • 3 | • 1 | | | | | | | | | | | | | | | | | | | |
| / 7 | • 1 | 1 • 7 | • 3 | • 1 | • 1 | | | | | | | | | | | | | | | | | | | | |
| / 6 | • | • 3 | 1 • | • 1 | | | | | | | | | | | | | | | | | | | | | |
| / 67 | • | 1 • 1 | | | | | | | | | | | | | | | | | | | | | | | |
| / 6 | • | • 4 | | | | | | | | | | | | | | | | | | | | | | | |
| / 6 | | • | | | | | | | | | | | | | | | | | | | | | | | |
| / 6 | | | | | | | | | | | | | | | | | | | | | | | | | |
| / 5 | | | | | | | | | | | | | | | | | | | | | | | | | |
| / 5 | | | | | | | | | | | | | | | | | | | | | | | | | |
| 7 / | 1 • 71 | • 24 | • 2 | 9 • 9 | 19 • 7 | 7 • | 3 • | 1 • 3 | • | | | • 1 | | | | | | | | | | | | | |
| | | | | | | | | | | | | | | | | | | | | | | | | | |

| Element (X) | $\Sigma_{X'}$ | $\Sigma_X$ | $\bar{X}$ | $\sigma_X$ | No. Obs. | Mean No. of Hours with Temperature | | | | | | |
|---|---|---|---|---|---|---|---|---|---|---|---|---|
| | | | | | | ≤ 0 F | ≤ 32 F | ≥ 67 F | ≥ 73 F | ≥ 80 F | ≥ 93 F | Total |
| Rel. Hum. | 35734 | 73387 | 77.7 | 10.779 | 946 | | | | | | | |
| Dry Bulb | 69595 | 74534 | 79. | 4.439 | 936 | | | 31.9 | 25.5 | 4 | | |
| Wet Bulb | 49 | 67 | 7 | 7.723 | 936 | | | 7.1 | 6 | | | |
| Dew Point | 46 | 64 | 71. | 3.581 | 936 | | | 17.8 | 4 | | | |

USAFETAC FORM 0-26-5 (OL-A) PREVIOUS EDITIONS OF THIS FORM ARE OBSOLETE

# PSYCHROMETRIC SUMMARY

STATION | STATION NAME | 74-83 YEARS | MONTH

HOURS (L. S. T.)

| Temp. (F) | WET BULB TEMPERATURE DEPRESSION (F) 0 | 1-2 | 3-4 | 5-6 | 7-8 | 9-10 | 11-12 | 13-14 | 15-16 | 17-18 | 19-20 | 21-22 | 23-24 | 25-26 | 27-28 | 29-30 | ≥31 | TOTAL D.B./W.B. | TOTAL Dry Bulb | TOTAL Wet Bulb | TOTAL Dew Point |
|---|---|---|---|---|---|---|---|---|---|---|---|---|---|---|---|---|---|---|---|---|---|
| | | | | | | | | | | | | | | | | | | | | | |
| | | | | | | | | | | | | | | | | | | | | | |
| | | | | | | | | | | | | | | | | | | | | | |

# PSYCHROMETRIC SUMMARY

STATION | STATION NAME | YEARS | MONTH

HOURS (L. S. T.)

| Temp. (F) | WET BULB TEMPERATURE DEPRESSION (F) | | | | | | | | | | | | | | | | | | | | | TOTAL D.B.-W.B. | TOTAL Dry Bulb | TOTAL Wet Bulb | TOTAL Dew Point |
|---|---|---|---|---|---|---|---|---|---|---|---|---|---|---|---|---|---|---|---|---|---|---|---|---|---|
| | 0 | 1 - 2 | 3 - 4 | 5 - 6 | 7 - 8 | 9 - 10 | 11 - 12 | 13 - 14 | 15 - 16 | 17 - 18 | 19 - 20 | 21 - 22 | 23 - 24 | 25 - 26 | 27 - 28 | 29 - 30 | ≥ 31 | | | | | | | | |

| Element (X) | $\Sigma X'$ | $\Sigma X$ | $\bar{X}$ | $\sigma_x$ | No. Obs. | Mean No. of Hours with Temperature | | | | | | |
|---|---|---|---|---|---|---|---|---|---|---|---|---|
| | | | | | | ≤ 0 F | ≤ 32 F | ≥ 67 F | ≥ 73 F | ≥ 80 F | ≥ 93 F | Total |
| Rel. Hum. | | | | | | | | | | | | |
| Dry Bulb | | | | | | | | | | | | |
| Wet Bulb | | | | | | | | | | | | |
| Dew Point | | | | | | | | | | | | |

USAFETAC FORM 0-26-5 (OL-A) REVISED PREVIOUS EDITIONS OF THIS FORM ARE OBSOLETE

# PSYCHROMETRIC SUMMARY

STATION | STATION NAME | YEARS | MONTH

HOURS (L.S.T.)

| Temp (F) | WET BULB TEMPERATURE DEPRESSION (F) 0 | 1 - 2 | 3 - 4 | 5 - 6 | 7 - 8 | 9 - 10 | 11 - 12 | 13 - 14 | 15 - 16 | 17 - 18 | 19 - 20 | 21 - 22 | 23 - 24 | 25 - 26 | 27 - 28 | 29 - 30 | ≥ 31 | TOTAL D.B./W.B. | TOTAL Dry Bulb | TOTAL Wet Bulb | TOTAL Dew Point |
|---|---|---|---|---|---|---|---|---|---|---|---|---|---|---|---|---|---|---|---|---|---|
| [illegible] | | | | | | | | | | | | | | | | | | | | | |
| [illegible] | | | | | | | | | | | | | | | | | | | | | |
| [illegible] | | | | | | | | | | | | | | | | | | | | | |

# PSYCHROMETRIC SUMMARY

STATION | STATION NAME | YEARS | MONTH

HOURS (L. S. T.)

| Temp. (F) | WET BULB TEMPERATURE DEPRESSION (F) 0 | 1 - 2 | 3 - 4 | 5 - 6 | 7 - 8 | 9 - 10 | 11 - 12 | 13 - 14 | 15 - 16 | 17 - 18 | 19 - 20 | 21 - 22 | 23 - 24 | 25 - 26 | 27 - 28 | 29 - 30 | ≥ 31 | TOTAL D.B./W.B. | TOTAL Dry Bulb | TOTAL Wet Bulb | TOTAL Dew Point |
|---|---|---|---|---|---|---|---|---|---|---|---|---|---|---|---|---|---|---|---|---|---|
| [illegible] | | | | | | | [illegible] | | | | | | | | | | | [illegible] | | | |
| [illegible] | | | | | [illegible] | [illegible] | [illegible] | | | | | | | | | | | [illegible] | [illegible] | | |
| [illegible] | | | | [illegible] | [illegible] | [illegible] | | | | | | | | | | | | | | | |
| [illegible] | | | [illegible] | [illegible] | [illegible] | [illegible] | [illegible] | | | | | | | | | | | [illegible] | [illegible] | | |
| [illegible] | | [illegible] | [illegible] | [illegible] | [illegible] | [illegible] | | | | | | | | | | | | [illegible] | [illegible] | | |
| [illegible] | [illegible] | [illegible] | [illegible] | [illegible] | [illegible] | | | | | | | | | | | | | [illegible] | [illegible] | [illegible] | |
| [illegible] | [illegible] | [illegible] | [illegible] | [illegible] | [illegible] | [illegible] | [illegible] | | | | | | | | | | | [illegible] | [illegible] | [illegible] | |
| [illegible] | [illegible] | [illegible] | [illegible] | [illegible] | [illegible] | [illegible] | [illegible] | | | | | | | | | | | [illegible] | [illegible] | [illegible] | |
| [illegible] | [illegible] | [illegible] | [illegible] | [illegible] | [illegible] | [illegible] | | | | | | | | | | | | [illegible] | [illegible] | [illegible] | |
| [illegible] | [illegible] | [illegible] | [illegible] | [illegible] | [illegible] | [illegible] | | | | | | | | | | | | [illegible] | [illegible] | [illegible] | |
| [illegible] | [illegible] | [illegible] | [illegible] | [illegible] | [illegible] | | | | | | | | | | | | | [illegible] | [illegible] | [illegible] | |
| [illegible] | [illegible] | [illegible] | [illegible] | [illegible] | [illegible] | | | | | | | | | | | | | [illegible] | [illegible] | [illegible] | |
| [illegible] | [illegible] | [illegible] | [illegible] | [illegible] | [illegible] | | | | | | | | | | | | | [illegible] | [illegible] | [illegible] | |
| [illegible] | [illegible] | [illegible] | [illegible] | [illegible] | | | | | | | | | | | | | | [illegible] | [illegible] | [illegible] | |
| [illegible] | [illegible] | [illegible] | [illegible] | [illegible] | | | | | | | | | | | | | | [illegible] | [illegible] | [illegible] | |
| [illegible] | [illegible] | [illegible] | [illegible] | [illegible] | | | | | | | | | | | | | | [illegible] | [illegible] | [illegible] | |
| [illegible] | | | | | | | | | | | | | | | | | | | | | |
| [illegible] | | | | | | | | | | | | | | | | | | | | | |
| [illegible] | | | | | | | | | | | | | | | | | | | | | |
| [illegible] | | | | | | | | | | | | | | | | | | | | | |
| [illegible] | | | | | | | | | | | | | | | | | | | | | |
| TOTAL | [illegible] | [illegible] | [illegible] | [illegible] | [illegible] | [illegible] | [illegible] | | | | | | | | | | | | | | |

| Element (X) | $\Sigma X^2$ | $\Sigma X$ | $\bar{X}$ | $\sigma_x$ | No. Obs. | Mean No. of Hours with Temperature ≤ 0 F | ≤ 32 F | ≥ 67 F | ≥ 73 F | ≥ 80 F | ≥ 93 F | Total |
|---|---|---|---|---|---|---|---|---|---|---|---|---|
| Rel. Hum. | [illegible] | [illegible] | [illegible] | [illegible] | [illegible] | | | | | | | |
| Dry Bulb | [illegible] | [illegible] | 75.7 | [illegible] | [illegible] | | | [illegible] | [illegible] | [illegible] | | |
| Wet Bulb | [illegible] | [illegible] | 71.[illegible] | 3.765 | [illegible] | | | [illegible] | [illegible] | | | |
| Dew Point | [illegible] | [illegible] | [illegible] | [illegible] | [illegible] | | | [illegible] | [illegible] | | | |

USAFETAC FORM 0-26-5 (OL A) JUL 64 REVISED PREVIOUS EDITIONS OF THIS FORM ARE OBSOLETE

# PSYCHROMETRIC SUMMARY

STATION _____ STATION NAME _____ YEARS _____ MONTH _____

HOURS (L. S. T.)

| Temp. (F) | WET BULB TEMPERATURE DEPRESSION (F) | | | | | | | | | | | | | | | | | TOTAL D.B./W.B. | TOTAL Dry Bulb | TOTAL Wet Bulb | TOTAL Dew Point |
|---|---|---|---|---|---|---|---|---|---|---|---|---|---|---|---|---|---|---|---|---|---|
| | 0 | 1 - 2 | 3 - 4 | 5 - 6 | 7 - 8 | 9 - 10 | 11 - 12 | 13 - 14 | 15 - 16 | 17 - 18 | 19 - 20 | 21 - 22 | 23 - 24 | 25 - 26 | 27 - 28 | 29 - 30 | ≥ 31 | | | | |
| | | | | | | | | | | | | | | | | | | | | | |
| | | | | | | | | | | | | | | | | | | | | | |
| | | | | | | | | | | | | | | | | | | | | | |
| | | | | | | | | | | | | | | | | | | | | | |
| | | | | | | | | | | | | | | | | | | | | | |
| | | | | | | | | | | | | | | | | | | | | | |
| | | | | | | | | | | | | | | | | | | | | | |
| | | | | | | | | | | | | | | | | | | | | | |
| | | | | | | | | | | | | | | | | | | | | | |
| | | | | | | | | | | | | | | | | | | | | | |
| | | | | | | | | | | | | | | | | | | | | | |
| | | | | | | | | | | | | | | | | | | | | | |
| | | | | | | | | | | | | | | | | | | | | | |

| Element (X) | $\Sigma_X'$ | $\Sigma_X$ | $\bar{X}$ | $\sigma_x$ | No. Obs. | Mean No. of Hours with Temperature | | | | | | |
|---|---|---|---|---|---|---|---|---|---|---|---|---|
| | | | | | | ≤ 0 F | ≤ 32 F | ≥ 67 F | ≥ 73 F | ≥ 80 F | ≥ 93 F | Total |
| Rel. Hum. | | | | | | | | | | | | |
| Dry Bulb | | | | | | | | | | | | |
| Wet Bulb | | | | | | | | | | | | |
| Dew Point | | | | | | | | | | | | |

USAFETAC FORM 0-26-5 (OL-A) JUL 64 REVISE PREVIOUS EDITIONS OF THIS FORM ARE OBSOLETE

# PSYCHROMETRIC SUMMARY

| STATION | STATION NAME | YEARS | MONTH |
|---|---|---|---|
| [illegible] | [illegible] | 77-6[illegible] | |

HOURS [illegible]

| Temp. (F) | WET BULB TEMPERATURE DEPRESSION (F) 0 | 1 - 2 | 3 - 4 | 5 - 6 | 7 - 8 | 9 - 10 | 11 - 12 | 13 - 14 | 15 - 16 | 17 - 18 | 19 - 20 | 21 - 22 | 23 - 24 | 25 - 26 | 27 - 28 | 29 - 30 | ≥ 31 | TOTAL D.B./W.B. | TOTAL Dry Bulb | TOTAL Wet Bulb | TOTAL Dew Point |
|---|---|---|---|---|---|---|---|---|---|---|---|---|---|---|---|---|---|---|---|---|---|
| [illegible] | | | | | | | | | | | | | | | | | | | | | |

| Element (X) | $\Sigma X^2$ | $\Sigma X$ | $\bar{X}$ | $\sigma_x$ | No. Obs. | Mean No. of Hours with Temperature ≤ 0 F | ≤ 32 F | ≥ 67 F | ≥ 73 F | ≥ 80 F | ≥ 93 F | Total |
|---|---|---|---|---|---|---|---|---|---|---|---|---|
| Rel. Hum. | 45[illegible]56[illegible] | [illegible]3692 | 84.6 | 3.491 | 635 | | | | | | | |
| Dry Bulb | 3[illegible]67378 | 48[illegible]6 | 75.7 | 4.13[illegible] | 635 | | | [illegible].4 | 76.[illegible] | 1[illegible].1 | | |
| Wet Bulb | 3349[illegible] | 46[illegible]58 | 72.5 | 3.79[illegible] | 635 | | | [illegible].4 | [illegible].4 | | | |
| Dew Point | 31[illegible] | 44595 | 70.9 | 4.236 | 635 | | | 76.2 | 4[illegible].4 | | | |

USAFETAC FORM 0-26 5 (OL A) JUL 64 REVISED PREVIOUS EDITIONS OF THIS FORM ARE OBSOLETE

# PSYCHROMETRIC SUMMARY

STATION | STATION NAME | YEARS | MONTH

HOURS (L. S. T.)

| Temp. (F) | WET BULB TEMPERATURE DEPRESSION (F) 0 | 1 - 2 | 3 - 4 | 5 - 6 | 7 - 8 | 9 - 10 | 11 - 12 | 13 - 14 | 15 - 16 | 17 - 18 | 19 - 20 | 21 - 22 | 23 - 24 | 25 - 26 | 27 - 28 | 29 - 30 | ≥ 31 | TOTAL D.B./W.B. | TOTAL Dry Bulb | TOTAL Wet Bulb | TOTAL Dew Point |
|---|---|---|---|---|---|---|---|---|---|---|---|---|---|---|---|---|---|---|---|---|---|
| [illegible] | | | | | | | | | [illegible] | [illegible] | | | | | | | | | | | |
| [illegible] | | | | | | | [illegible] | [illegible] | [illegible] | [illegible] | | | | | | | | [illegible] | [illegible] | | |
| [illegible] | | | | | | [illegible] | [illegible] | [illegible] | [illegible] | | | | | | | | | [illegible] | | | |
| [illegible] | | | | | | [illegible] | [illegible] | [illegible] | [illegible] | | | | | | | | | | | | |
| [illegible] | | | | | [illegible] | [illegible] | [illegible] | [illegible] | [illegible] | | [illegible] | | | | | | | [illegible] | [illegible] | | |
| [illegible] | | | | [illegible] | [illegible] | [illegible] | [illegible] | [illegible] | [illegible] | [illegible] | | | | | | | | [illegible] | | | |
| [illegible] | | | [illegible] | [illegible] | [illegible] | [illegible] | [illegible] | [illegible] | [illegible] | [illegible] | | | | | | | | [illegible] | | | |
| [illegible] | | [illegible] | [illegible] | [illegible] | [illegible] | [illegible] | [illegible] | [illegible] | [illegible] | | | | | | | | | [illegible] | | | |
| [illegible] | | [illegible] | [illegible] | [illegible] | [illegible] | [illegible] | [illegible] | [illegible] | | | | | | | | | | [illegible] | | | |
| [illegible] | [illegible] | [illegible] | [illegible] | [illegible] | [illegible] | [illegible] | [illegible] | | | | | | | | | | | [illegible] | | | |
| [illegible] | [illegible] | [illegible] | [illegible] | [illegible] | [illegible] | [illegible] | [illegible] | [illegible] | | | | | | | | | | [illegible] | | | |
| [illegible] | [illegible] | [illegible] | [illegible] | [illegible] | [illegible] | [illegible] | [illegible] | | | | | | | | | | | [illegible] | | | |
| [illegible] | [illegible] | [illegible] | [illegible] | [illegible] | [illegible] | [illegible] | [illegible] | | | | | | | | | | | [illegible] | | | |
| [illegible] | [illegible] | [illegible] | [illegible] | [illegible] | [illegible] | [illegible] | | | | | | | | | | | | [illegible] | | | |
| [illegible] | [illegible] | [illegible] | [illegible] | [illegible] | [illegible] | [illegible] | | | | | | | | | | | | [illegible] | | | |
| [illegible] | [illegible] | [illegible] | [illegible] | [illegible] | [illegible] | [illegible] | | | | | | | | | | | | [illegible] | | | |
| [illegible] | [illegible] | [illegible] | [illegible] | [illegible] | [illegible] | | | | | | | | | | | | | [illegible] | | | |
| [illegible] | [illegible] | [illegible] | [illegible] | [illegible] | [illegible] | | | | | | | | | | | | | [illegible] | | | |
| [illegible] | [illegible] | [illegible] | [illegible] | [illegible] | [illegible] | | | | | | | | | | | | | [illegible] | | | |
| [illegible] | [illegible] | [illegible] | [illegible] | [illegible] | | | | | | | | | | | | | | [illegible] | | | |
| [illegible] | | [illegible] | [illegible] | | | | | | | | | | | | | | | [illegible] | | | |
| [illegible] | | [illegible] | [illegible] | | | | | | | | | | | | | | | [illegible] | | | |
| [illegible] | [illegible] | [illegible] | | | | | | | | | | | | | | | | [illegible] | | | |
| [illegible] | | | | | | | | | | | | | | | | | | | | | |
| [illegible] | | | | | | | | | | | | | | | | | | | | | |
| [illegible] | | | | | | | | | | | | | | | | | | | | | |
| [illegible] | [illegible] | [illegible] | [illegible] | [illegible] | [illegible] | [illegible] | [illegible] | [illegible] | [illegible] | [illegible] | [illegible] | | | | | | | [illegible] | | [illegible] | |

| Element (X) | $\Sigma X^2$ | $\Sigma X$ | $\bar{X}$ | $\sigma_x$ | No. Obs. | Mean No. of Hours with Temperature ≤ 0 F | ≤ 32 F | ≥ 67 F | ≥ 73 F | ≥ 80 F | ≥ 93 F | Total |
|---|---|---|---|---|---|---|---|---|---|---|---|---|
| Rel. Hum. | [illegible] | [illegible] | 78.[illegible] | 12.242 | 6642 | | | | | | | |
| Dry Bulb | [illegible] | [illegible] | 76.[illegible] | 5.508 | 6644 | | | [illegible] | [illegible] | [illegible] | [illegible] | [illegible] |
| Wet Bulb | [illegible] | 473546 | 71.[illegible] | 4.75[illegible] | 6642 | | | [illegible] | 354.4 | [illegible] | | [illegible] |
| Dew Point | [illegible] | 457236 | 68.[illegible] | 4.964 | 6642 | | | [illegible] | 191.[illegible] | | | |

USAFETAC FORM 0-26-5 (OL-A) JUL 64 REVISED PREVIOUS EDITIONS OF THIS FORM ARE OBSOLETE

# PSYCHROMETRIC SUMMAR

STATION | STATION NAME | YEARS | MONTH

HOURS

| Temp. (F) | WET BULB TEMPERATURE DEPRESSION (F) | | | | | | | | | | | | | | | | | | | | | | | | | | | TOTAL D.B./W.B. | TOTAL Dry Bulb | TOTAL Wet Bulb | TOTAL Dew Po |
|---|---|---|---|---|---|---|---|---|---|---|---|---|---|---|---|---|---|---|---|---|---|---|---|---|---|---|---|---|---|---|---|
| | 0 | 1 - 2 | 3 - 4 | 5 - 6 | 7 - 8 | 9 - 10 | 11 - 12 | 13 - 14 | 15 - 16 | 17 - 18 | 19 - 20 | 21 - 22 | 23 - 24 | 25 - 26 | 27 - 28 | 29 - 30 | ≥ 31 | | | | | | | | | | | | | | | |
| | | | | | | | | | | | | | | | |

# PSYCHROMETRIC SUMMARY

STATION _____ STATION NAME _____ YEARS _____ MONTH _____

HOURS _____ S.

| Temp. (F) | WET BULB TEMPERATURE DEPRESSION (F) 0 | 1 - 2 | 3 - 4 | 5 - 6 | 7 - 8 | 9 - 10 | 11 - 12 | 13 - 14 | 15 - 16 | 17 - 18 | 19 - 20 | 21 - 22 | 23 - 24 | 25 - 26 | 27 - 28 | 29 - 30 | ≥ 31 | TOTAL D.B. W.B. Dry Bulb | TOTAL Wet Bulb | Dew Point |
|---|---|---|---|---|---|---|---|---|---|---|---|---|---|---|---|---|---|---|---|---|
| | | | | | | | | | .7 | .7 | .1 | | | | | | | | | |
| | | | | | | .1 | .1 | .5 | .7 | .1 | .1 | | | | | | | | | |
| | | | | | .1 | .1 | .2 | .5 | .7 | .1 | | | | | | | | | | |
| | | | | 1.1 | .1 | 1.7 | .5 | | .5 | .1 | | | | | | | | | | |
| | | | .3 | 4.1 | 1.1 | 1.4 | 2.7 | 1.2 | .7 | .1 | | | | | | | | | | |
| | | | .1 | 1.1 | 1.5 | 2.5 | 4.1 | 1.1 | .2 | | | | | | | | | | | |
| | | .3 | .3 | 1.3 | 1.7 | 1.3 | 1.1 | .2 | .1 | | .1 | | | | | | | | | |
| | | 1.2 | 1.1 | 1.1 | 1.2 | 1.2 | .5 | .5 | | | | | | | | | | | | |
| | | .3 | 1.2 | 1.2 | .3 | 1.1 | .2 | | .1 | | | | | | | | | | | |
| | .1 | .3 | 1.4 | .3 | .3 | .2 | .1 | | | | | | | | | | | | | |
| | .1 | 1.4 | .3 | 1.1 | .2 | .2 | | | | | | | | | | | | | | |
| | .1 | 1.2 | .3 | .2 | | .1 | | | | | | | | | | | | | | |
| | | .3 | .1 | | | | | | | | | | | | | | | | | |
| | | .1 | | | | | | | | | | | | | | | | | | |
| | | | | | | | | | | | | | | | | | | | | |
| | | | | | | | | | | | | | | | | | | | | |
| | | | | | | | | | | | | | | | | | | | | |
| | | | | | | | | | | | | | | | | | | | | |
| | | | | | | | | | | | | | | | | | | | | |
| | 1.2 | 1.5 | 11.2 | 4.5 | 3.3 | 7.4 | 1.7 | .6 | .3 | .1 | | | | | | | | | | |

| Element (X) | $\Sigma X^2$ | $\Sigma X$ | $\bar{X}$ | $\sigma_x$ | No. Obs. | Mean No. of Hours with Temperature ≤ 0 F | ≤ 32 F | ≤ 67 F | ≥ 73 F | ≥ 80 F | ≥ 93 F | Total |
|---|---|---|---|---|---|---|---|---|---|---|---|---|
| Rel. Hum. | | | 67.2 | 15.134 | 764 | | | | | | | |
| Dry Bulb | | | 70.4 | 6.343 | 795 | | | | | | | |
| Wet Bulb | | | 65.4 | 5.261 | 484 | | | | | | | |
| Dew Point | | | 54.5 | 6.454 | 884 | | | | | | | |

USAFETAC FORM 0-26-5 (OL-A) REVISED PREVIOUS EDITIONS OF THIS FORM ARE OBSOLETE

# PSYCHROMETRIC SUMMARY

STATION | STATION NAME | YEARS | MONTH

HOURS (L. S. T.)

| Temp. (F) | WET BULB TEMPERATURE DEPRESSION (F) 0 | 1 - 2 | 3 - 4 | 5 - 6 | 7 - 8 | 9 - 10 | 11 - 12 | 13 - 14 | 15 - 16 | 17 - 18 | 19 - 20 | 21 - 22 | 23 - 24 | 25 - 26 | 27 - 28 | 29 - 30 | ≥ 31 | TOTAL D.B./W.B. | TOTAL Dry Bulb | TOTAL Wet Bulb | TOTAL Dew Point |
|---|---|---|---|---|---|---|---|---|---|---|---|---|---|---|---|---|---|---|---|---|---|
| | | | | | | | | | | | | | | | | | | | | | |
| | | | | | | | | | | | | | | | | | | | | | |
| | | | | | | | | | | | | | | | | | | | | | |

# PSYCHROMETRIC SUMMARY

STATION | STATION NAME | YEARS | MONTH

HOURS | S.T.

| Temp. (F) | WET BULB TEMPERATURE DEPRESSION (F) | | | | | | | | | | | | | | | | | | | | | | | | | | | TOTAL D.B. | TOTAL W.B. | TOTAL Dry Bulb | TOTAL Wet Bulb | TOTAL Dew Point |
|---|---|---|---|---|---|---|---|---|---|---|---|---|---|---|---|---|---|---|---|---|---|---|---|---|---|---|---|---|---|---|---|---|
| | 0 | 1 - 2 | 3 - 4 | 5 - 6 | 7 - 8 | 9 - 10 | 11 - 12 | 13 - 14 | 15 - 16 | 17 - 18 | 19 - 20 | 21 - 22 | 23 - 24 | 25 - 26 | 27 - 28 | 29 - 30 | ≥ 31 | | | | | | | | | | | | | | | | |
| | | | | | | | | | | | | | | | |

# PSYCHROMETRIC SUMMARY

STATION _____ STATION NAME _____ YEARS _____ MONTH _____

HOURS (L. S. T.)

| Temp. (F) | WET BULB TEMPERATURE DEPRESSION (F) 0 | 1 - 2 | 3 - 4 | 5 - 6 | 7 - 8 | 9 - 10 | 11 - 12 | 13 - 14 | 15 - 16 | 17 - 18 | 19 - 20 | 21 - 22 | 23 - 24 | 25 - 26 | 27 - 28 | 29 - 30 | ≥ 31 | TOTAL D.B./W.B. | TOTAL Dry Bulb | TOTAL Wet Bulb | TOTAL Dew Point |
|---|---|---|---|---|---|---|---|---|---|---|---|---|---|---|---|---|---|---|---|---|---|
| [illegible] | | | | | | | | | | | | | | | | | | | | | |

| Element (X) | $\Sigma_{X'}$ | $\Sigma_X$ | $\bar{X}$ | $\sigma_x$ | No. Obs. | Mean No. of Hours with Temperature ≤ 0 F | ≤ 32 F | ≥ 67 F | ≥ 73 F | ≥ 80 F | ≥ 93 F | Total |
|---|---|---|---|---|---|---|---|---|---|---|---|---|
| Rel. Hum. | [illegible] | [illegible] | 76.2 | 14.549 | 6558 | | | | | | | |
| Dry Bulb | [illegible] | [illegible] | 72.3 | 6.934 | 6560 | | | [illegible] | [illegible] | [illegible] | | |
| Wet Bulb | [illegible] | [illegible] | 67.4 | 5.458 | 6558 | | | [illegible] | 155.4 | 1.1 | | |
| Dew Point | 27412734 | [illegible] | 64.3 | 6.279 | 6558 | | | 356.9 | 77.3 | | | |

USAFETAC FORM AM 80 0-26-5 (OL A) REVISED PREVIOUS EDITIONS OF THIS FORM ARE OBSOLETE

# PSYCHROMETRIC SUMMARY

STATION | STATION NAME | YEARS | MONTH

HOURS (L. S. T.)

| Temp. (F) | WET BULB TEMPERATURE DEPRESSION (F) 0 | 1 - 2 | 3 - 4 | 5 - 6 | 7 - 8 | 9 - 10 | 11 - 12 | 13 - 14 | 15 - 16 | 17 - 18 | 19 - 20 | 21 - 22 | 23 - 24 | 25 - 26 | 27 - 28 | 29 - 30 | ≥ 31 | TOTAL D.B.-W.B. | TOTAL Dry Bulb | TOTAL Wet Bulb | TOTAL Dew Point |
|---|---|---|---|---|---|---|---|---|---|---|---|---|---|---|---|---|---|---|---|---|---|
| / 7 | | | • | | | • | | | | | | | | | | | | | | | |
| 7 / 77 | | • | 1 | | | | | | | | | | | | | | | 1 | | | |
| / | | | | | | | | | | | | | | | | | | | | | |
| / 7 | | | • | • | • | | | | | | | | | | | | | | | | |
| / 7 | | | • | • | • | • | | | | | | | | | | | | | | | |
| / 6 | • | • | • | • | • | • | • | | | | | | | | | | | | | | |
| / | • | • | • | 1 | • | • | • | | | | | | | | | | | | | | |
| / 6 | • | 1 | • | 4 | 1 | 1 | 1 | • | | | | | | | | | | 7 | | | |
| / 61 | 1 | • | 2 | 4 | 1 | 1 | | • | | | | | | | | | | 1 | | | |
| / 5 | • | • | • | • | 1 | • | • | | | | | | | | | | | | | | |
| / 57 | | • | 2 | 2 | • | • | • | • | | | | | | | | | | | | | |
| / 5 | • | 2 | 1 | 1 | 1 | 1 | • | | | | | | | | | | | | | | |
| / 5 | • | 1 | 2 | 1 | 1 | 1 | • | | | | | | | | | | | | | | |
| / 51 | • | • | 2 | • | • | • | | | | | | | | | | | | | | | |
| / 5 | | | | • | • | • | | | | | | | | | | | | | | | |
| / 4 | | | | 1 | 1 | • | | | | | | | | | | | | | | | |
| / 4 | • | | | • | | | | | | | | | | | | | | | | | |
| / 4 | | | | • | | | | | | | | | | | | | | | | | |
| / 41 | | | | | | | | | | | | | | | | | | | | | |
| / 3 | | | | | | | | | | | | | | | | | | | | | |
| / 37 | | | 1 | | | | | | | | | | | | | | | | | | |
| / 3 | | | | | | | | | | | | | | | | | | | | | |
| / 31 | | | | | | | | | | | | | | | | | | | | | |
| / 3 | | | | | | | | | | | | | | | | | | | | | |
| / 2 | | | | | | | | | | | | | | | | | | | | | |
| / 27 | | | | | | | | | | | | | | | | | | | | | |
| TOTAL | • | 1 | 5 | 3 | 1 | 1 | 3 | 4 | 1 | • | | | | | | | | 73 | | | |

| Element (X) | $\Sigma_X'$ | $\Sigma_X$ | $\bar{X}$ | $\sigma_x$ | No. Obs. | Mean No. of Hours with Temperature ≤ 0 F | ≤ 32 F | ≥ 67 F | ≥ 73 F | ≥ 80 F | ≥ 93 F | Total |
|---|---|---|---|---|---|---|---|---|---|---|---|---|
| Rel. Hum. | 4343 47 | 57647 | 78.4 | 12.599 | 734 | | | | | | | |
| Dry Bulb | 2899 | 44277 | 60.2 | 5.549 | 735 | | | • | 1 | | | |
| Wet Bulb | 2359 | 41463 | 56.7 | 6.111 | 734 | | | • | • | | | |
| Dew Point | 1794 | 39114 | 53.3 | 7.844 | 734 | | 1 | 1 | • | | | |

USAFETAC FORM 0-26-5 (OL A) REVISED PREVIOUS EDITIONS OF THIS FORM ARE OBSOLETE

# PSYCHROMETRIC SUMMARY

STATION | STATION NAME | YEARS | MONTH

HOURS (L. S. T.)

| Temp. (F) | WET BULB TEMPERATURE DEPRESSION (F) 0 1-2 3-4 5-6 7-8 9-10 11-12 13-14 15-16 17-18 19-20 21-22 23-24 25-26 27-28 29-30 ≥31 | TOTAL D.B./W.B. | TOTAL Dry Bulb | TOTAL Wet Bulb | TOTAL Dew Point |
|---|---|---|---|---|---|
| | | | | | |

| Element (X) | $\Sigma_X'$ | $\Sigma_X$ | $\bar{X}$ | $\sigma_x$ | No. Obs. | Mean No. of Hours with Temperature ≤ 0 F | ≤ 32 F | ≥ 67 F | ≥ 73 F | ≥ 80 F | ≥ 93 F | Total |
|---|---|---|---|---|---|---|---|---|---|---|---|---|
| Rel. Hum. | | | | | | | | | | | | |
| Dry Bulb | | | | | | | | | | | | |
| Wet Bulb | | | | | | | | | | | | |
| Dew Point | | | | | | | | | | | | |

USAFETAC FORM 0-26-5 (OL-A) PREVIOUS EDITIONS OF THIS FORM ARE OBSOLETE

# PSYCHROMETRIC SUMMARY

STATION | STATION NAME | YEARS | MONTH

HOURS (L. S. T.)

| Temp. (F) | WET BULB TEMPERATURE DEPRESSION (F) 0 | 1 - 2 | 3 - 4 | 5 - 6 | 7 - 8 | 9 - 10 | 11 - 12 | 13 - 14 | 15 - 16 | 17 - 18 | 19 - 20 | 21 - 22 | 23 - 24 | 25 - 26 | 27 - 28 | 29 - 30 | ≥ 31 | TOTAL D.B./W.B. | TOTAL Dry Bulb | TOTAL Wet Bulb | TOTAL Dew Point |
|---|---|---|---|---|---|---|---|---|---|---|---|---|---|---|---|---|---|---|---|---|---|
| | | | | | | | | | | | | | | | | | | | | | |
| | | | | | | | | | | | | | | | | | | | | | |
| | | | | | | | | | | | | | | | | | | | | | |

# PSYCHROMETRIC SUMMARY

STATION | STATION NAME | YEARS | MONTH

HOURS L. S. T.

| Temp. (F) | WET BULB TEMPERATURE DEPRESSION (F) 0 | 1 - 2 | 3 - 4 | 5 - 6 | 7 - 8 | 9 - 10 | 11 - 12 | 13 - 14 | 15 - 16 | 17 - 18 | 19 - 20 | 21 - 22 | 23 - 24 | 25 - 26 | 27 - 28 | 29 - 30 | ≥ 31 | TOTAL D.B./W.B. | TOTAL Dry Bulb | TOTAL Wet Bulb | TOTAL Dew Point |
|---|---|---|---|---|---|---|---|---|---|---|---|---|---|---|---|---|---|---|---|---|---|
| [illegible] | | | | | | | | | .1 | | | | | | | | | 1 | | | |
| [illegible] | | | | | | | | .1 | | | | | | | | | | 1 | | | |
| [illegible] | | | | | | .1 | | | | | | | | | | | | 1 | | | |
| [illegible] | | | | | | .1 | .1 | .2 | .1 | | | | | | | | | 4 | | | |
| [illegible] | | | | | | .1 | .1 | .1 | | | | | | | | | | 3 | | | |
| [illegible] | | .1 | .2 | .1 | .2 | .2 | .3 | .1 | .1 | .1 | | | | | | | | 12 | | | |
| [illegible] | | .1 | .1 | .2 | .3 | .4 | .5 | .6 | .6 | .1 | | | | | | | | 29 | | | |
| [illegible] | | .1 | .1 | .2 | .4 | .5 | .7 | .8 | .8 | .1 | | | | | | | | 36 | | | |
| [illegible] | | .1 | .2 | .2 | .4 | .5 | .6 | .7 | .7 | .1 | | | | | | | | 35 | | | |
| [illegible] | .1 | .1 | .1 | .2 | .2 | .4 | .5 | .4 | .5 | .2 | | | | | | | | 36 | | | |
| [illegible] | .1 | .4 | .2 | .2 | .3 | .3 | .5 | .4 | .2 | | | | | | | | | 36 | | | |
| [illegible] | .1 | .5 | .3 | .3 | .3 | .4 | .5 | .5 | .1 | | | | | | | | | 36 | | | |
| [illegible] | .1 | .3 | .3 | .3 | .4 | .5 | .6 | .4 | | | | | | | | | | 36 | | | |
| [illegible] | .1 | .3 | .3 | .3 | .4 | .5 | .6 | .3 | | | | | | | | | | 36 | | | |
| [illegible] | .1 | .4 | .3 | .3 | .4 | .5 | .6 | .1 | | | | | | | | | | 36 | | | |
| [illegible] | .1 | .4 | .3 | .3 | .4 | .5 | .2 | | | | | | | | | | | 36 | | | |
| [illegible] | | .4 | .3 | .3 | .4 | .2 | | | | | | | | | | | | 36 | | | |
| [illegible] | | .4 | .3 | .3 | .1 | | | | | | | | | | | | | 36 | | | |
| [illegible] | | .1 | .3 | .3 | .1 | | | | | | | | | | | | | 36 | | | |
| [illegible] | | | .3 | .3 |

# PSYCHROMETRIC SUMMARY

STATION _____ STATION NAME _____ YEARS _____ MONTH _____

HOURS _____ S T

| Temp (F) | WET BULB TEMPERATURE DEPRESSION (F) | | | | | | | | | | | | | | | | | | | | | | | | | | | | | | | TOTAL D.B.-W.B. | TOTAL Dry Bulb | TOTAL Wet Bulb | TOTAL Dew Point |
|---|---|---|---|---|---|---|---|---|---|---|---|---|---|---|---|---|---|---|---|---|---|---|---|---|---|---|---|---|---|---|---|---|---|---|
| | 0 | 1 - 2 | 3 - 4 | 5 - 6 | 7 - 8 | 9 - 10 | 11 - 12 | 13 - 14 | 15 - 16 | 17 - 18 | 19 - 20 | 21 - 22 | 23 - 24 | 25 - 26 | 27 - 28 | 29 - 30 | ≥ 31 | | | | | | | | | | | | | | | | | | |
| | | | | | | | | | | | | | | | | | | | | | | | | | | | | | | | | | | |

| Element (X) | $\Sigma X^2$ | $\Sigma X$ | $\bar{X}$ | $\sigma_x$ | No. Obs. | Mean No. of Hours with Temperature | | | | | | |
|---|---|---|---|---|---|---|---|---|---|---|---|---|
| | | | | | | ≤ 0 F | ≤ 32 F | ≥ 67 F | ≥ 73 F | ≥ 80 F | ≥ 93 F | Total |
| Rel. Hum. | | | | | | | | | | | | |
| Dry Bulb | | | | | | | | | | | | |
| Wet Bulb | | | | | | | | | | | | |
| Dew Point | | | | | | | | | | | | |

USAFETAC FORM 0-26 5 (OL A) REVISED PREVIOUS EDITIONS OF THIS FORM ARE OBSOLETE

# PSYCHROMETRIC SUMMARY

STATION | STATION NAME | YEARS | MONTH

HOURS L. S. T.

| Temp (F) | WET BULB TEMPERATURE DEPRESSION (F) | | | | | | | | | | | | | | | | | | TOTAL D.B./W.B. | TOTAL Dry Bulb | TOTAL Wet Bulb | TOTAL Dew Point |
|---|---|---|---|---|---|---|---|---|---|---|---|---|---|---|---|---|---|---|---|---|---|---|
| | 0 | 1 - 2 | 3 - 4 | 5 - 6 | 7 - 8 | 9 - 10 | 11 - 12 | 13 - 14 | 15 - 16 | 17 - 18 | 19 - 20 | 21 - 22 | 23 - 24 | 25 - 26 | 27 - 28 | 29 - 30 | ≥ 31 | | | | | |

| Element (X) | $\Sigma x^2$ | $\Sigma x$ | $\bar{x}$ | $\sigma_x$ | No. Obs. | Mean No. of Hours with Temperature | | | | | | |
|---|---|---|---|---|---|---|---|---|---|---|---|---|
| | | | | | | ≤ 0 F | ≤ 32 F | ≥ 67 F | ≥ 73 F | ≥ 80 F | ≥ 93 F | Total |
| Rel. Hum. | | | | | | | | | | | | |
| Dry Bulb | | | | | | | | | | | | |
| Wet Bulb | | | | | | | | | | | | |
| Dew Point | | | | | | | | | | | | |

USAFETAC FORM 0-26-5 (OL-A) PREVIOUS EDITIONS OF THIS FORM ARE OBSOLETE

# PSYCHROMETRIC SUMMARY

STATION | STATION NAME | YEARS | MONTH

HOURS ... S. T.

| Temp (F) | WET BULB TEMPERATURE DEPRESSION (F) 0 | 1 - 2 | 3 - 4 | 5 - 6 | 7 - 8 | 9 - 10 | 11 - 12 | 13 - 14 | 15 - 16 | 17 - 18 | 19 - 20 | 21 - 22 | 23 - 24 | 25 - 26 | 27 - 28 | 29 - 30 | ≥ 31 | TOTAL D.B.-W.B. | TOTAL Dry Bulb | TOTAL Wet Bulb | TOTAL Dew Point |
|---|---|---|---|---|---|---|---|---|---|---|---|---|---|---|---|---|---|---|---|---|---|
| | | | | | | | | | | | | | | | | | | | | | |
| | | | | | | | | | | | | | | | | | | | | | |
| | | | | | | | | | | | | | | | | | | | | | |

# PSYCHROMETRIC SUMMARY

STATION | STATION NAME | YEARS | MONTH

HOURS ... S. T.

| Temp. (F) | WET BULB TEMPERATURE DEPRESSION (F) | | | | | | | | | | | | | | | | | | | | | | | TOTAL D.B. | TOTAL W.B. | TOTAL Dry Bulb | TOTAL Wet Bulb | TOTAL Dew Point |
|---|---|---|---|---|---|---|---|---|---|---|---|---|---|---|---|---|---|---|---|---|---|---|---|---|---|---|---|---|
| | 0 | 1 - 2 | 3 - 4 | 5 - 6 | 7 - 8 | 9 - 10 | 11 - 12 | 13 - 14 | 15 - 16 | 17 - 18 | 19 - 20 | 21 - 22 | 23 - 24 | 25 - 26 | 27 - 28 | 29 - 30 | ≥ 31 | | | | | | | | | | | | |

| Element X | $\Sigma X^2$ | $\Sigma X$ | $\bar{X}$ | $\sigma_x$ | No. Obs | Mean No. of Hours with Temperature | | | | | | |
|---|---|---|---|---|---|---|---|---|---|---|---|---|
| | | | | | | ≤ 0 F | ≤ 32 F | ≤ 67 F | ≤ 73 F | ≤ 80 F | ≤ 93 F | Total |
| Rel. Hum. | | | | | | | | | | | | |
| Dry Bulb | | | | | | | | | | | | |
| Wet Bulb | | | | | | | | | | | | |
| Dew Point | | | | | | | | | | | | |

USAFETAC FORM 0-26-5 (OL-A) PREVIOUS EDITIONS OF THIS FORM ARE OBSOLETE

# PSYCHROMETRIC SUMMARY

STATION | STATION NAME | YEARS | MONTH

HOURS | S

| Temp (F) | WET BULB TEMPERATURE DEPRESSION (F) 0 | 1 - 2 | 3 - 4 | 5 - 6 | 7 - 8 | 9 - 10 | 11 - 12 | 13 - 14 | 15 - 16 | 17 - 18 | 19 - 20 | 21 - 22 | 23 - 24 | 25 - 26 | 27 - 28 | 29 - 30 | ≥ 31 | TOTAL D.B. W.B. | TOTAL Dry Bulb | TOTAL Wet Bulb | TOTAL Dew Point |
|---|---|---|---|---|---|---|---|---|---|---|---|---|---|---|---|---|---|---|---|---|---|
| | | | | | | | | | | | | | | | | | | | | | |

| Element : Xi | $\Sigma X'$ | $\Sigma X$ | $\bar{X}$ | $\sigma_x$ | No. Obs. | Mean No. of Hours with Temperature ≤ 0 F | ≤ 32 F | ≥ 67 F | ≥ 73 F | ≥ 80 F | ≥ 93 F | Total |
|---|---|---|---|---|---|---|---|---|---|---|---|---|
| Rel. Hum. | | | | | | | | | | | | |
| Dry Bulb | | | | | | | | | | | | |
| Wet Bulb | | | | | | | | | | | | |
| Dew Point | | | | | | | | | | | | |

USAFETAC FORM 0 26 5 (OL A) AUG 64 REVISED PREVIOUS EDITIONS OF THIS FORM ARE OBSOLETE

# PSYCHROMETRIC SUMMARY

STATION | STATION NAME | YEARS | MONTH

HOURS (L.S.T.)

| Temp (F) | WET BULB TEMPERATURE DEPRESSION (F) | | | | | | | | | | | | | | | | | | | | | | | | | | | TOTAL D.B.-W.B. | TOTAL Dry Bulb | TOTAL Wet Bulb Dew Point |
|---|---|---|---|---|---|---|---|---|---|---|---|---|---|---|---|---|---|---|---|---|---|---|---|---|---|---|---|---|---|---|
| | 0 | 1 - 2 | 3 - 4 | 5 - 6 | 7 - 8 | 9 - 10 | 11 - 12 | 13 - 14 | 15 - 16 | 17 - 18 | 19 - 20 | 21 - 22 | 23 - 24 | 25 - 26 | 27 - 28 | 29 - 30 | ≥ 31 | | | | | | | | | | | | | | |

| Element (X) | $\Sigma_{X^2}$ | $\Sigma_X$ | $\bar{X}$ | $\sigma_X$ | No. Obs. | Mean No. of Hours with Temperature | | | | | | |
|---|---|---|---|---|---|---|---|---|---|---|---|---|
| | | | | | | ≤ 0 F | ≤ 32 F | ≥ 67 F | ≥ 73 F | ≥ 80 F | ≥ 93 F | Total |
| Ref. Hum. | | | | | | | | | | | | |
| Dry Bulb | | | | | | | | | | | | |
| Wet Bulb | | | | | | | | | | | | |
| Dew Point | | | | | | | | | | | | |

USAFETAC FORM 0-26-5 (OL-A) PREVIOUS EDITIONS OF THIS FORM ARE OBSOLETE

# PSYCHROMETRIC SUMMARY

STATION | STATION NAME | YEARS | MONTH

HOURS [illegible] S. T.

| Temp. (F) | WET BULB TEMPERATURE DEPRESSION (F) 0 | 1 - 2 | 3 - 4 | 5 - 6 | 7 - 8 | 9 - 10 | 11 - 12 | 13 - 14 | 15 - 16 | 17 - 18 | 19 - 20 | 21 - 22 | 23 - 24 | 25 - 26 | 27 - 28 | 29 - 30 | ≥ 31 | TOTAL D.B./W.B. | TOTAL Dry Bulb | TOTAL Wet Bulb | TOTAL Dew Point |
|---|---|---|---|---|---|---|---|---|---|---|---|---|---|---|---|---|---|---|---|---|---|
| [illegible] | | | | | | | | | | | | | | | | | | | | | |
| [illegible] | | | | | | | | | | | | | | | | | | | | | |
| [illegible] | | | | | | | | | | | | | | | | | | | | | |

# PSYCHROMETRIC SUMMARY

STATION | STATION NAME | YEARS | MONTH

HOURS (L.S.T.)

| Temp. (F) | WET BULB TEMPERATURE DEPRESSION (F) 0 | 1 - 2 | 3 - 4 | 5 - 6 | 7 - 8 | 9 - 10 | 11 - 12 | 13 - 14 | 15 - 16 | 17 - 18 | 19 - 20 | 21 - 22 | 23 - 24 | 25 - 26 | 27 - 28 | 29 - 30 | ≥ 31 | TOTAL D.B.-W.B. | TOTAL Dry Bulb | TOTAL Wet Bulb | TOTAL Dew Point |
|---|---|---|---|---|---|---|---|---|---|---|---|---|---|---|---|---|---|---|---|---|---|
| | | | | | | | | | | | | | | | | | | | | | |

USAFETAC FORM 0-26 5 (OL A) JUL 64 REVISED PREVIOUS EDITIONS OF THIS FORM ARE OBSOLETE

| Element (X) | $\Sigma x'$ | $\Sigma x$ | $\bar{X}$ | $\sigma_x$ | No. Obs. | Mean No. of Hours with Temperature ≤ 0 F | ≤ 32 F | ≥ 67 F | ≥ 73 F | ≥ 80 F | ≥ 93 F | Total |
|---|---|---|---|---|---|---|---|---|---|---|---|---|
| Rel. Hum. | | | | | | | | | | | | |
| Dry Bulb | | | | | | | | | | | | |
| Wet Bulb | | | | | | | | | | | | |
| Dew Point | | | | | | | | | | | | |

# PSYCHROMETRIC SUMMARY

STATION | STATION NAME | YEARS | MONTH

HOURS (L. S. T.)

| Temp. (F) | WET BULB TEMPERATURE DEPRESSION (F) | | | | | | | | | | | | | | | | | | TOTAL D.B./W.B. | TOTAL Dry Bulb | TOTAL Wet Bulb | TOTAL Dew Point |
|---|---|---|---|---|---|---|---|---|---|---|---|---|---|---|---|---|---|---|---|---|---|---|
| | 0 | 1 - 2 | 3 - 4 | 5 - 6 | 7 - 8 | 9 - 10 | 11 - 12 | 13 - 14 | 15 - 16 | 17 - 18 | 19 - 20 | 21 - 22 | 23 - 24 | 25 - 26 | 27 - 28 | 29 - 30 | ≥ 31 | | | | | |
| | | | | | | | | | | | | | | | | | | | | | | |

| Element (X) | $\Sigma_X'$ | $\Sigma_X$ | $\bar{X}$ | $\sigma_x$ | No. Obs. | Mean No. of Hours with Temperature | | | | | | |
|---|---|---|---|---|---|---|---|---|---|---|---|---|
| | | | | | | ≤ 0 F | ≤ 32 F | ≥ 67 F | ≥ 73 F | ≥ 80 F | ≥ 93 F | Total |
| Rel. Hum. | | | | | | | | | | | | |
| Dry Bulb | | | | | | | | | | | | |
| Wet Bulb | | | | | | | | | | | | |
| Dew Point | | | | | | | | | | | | |

USAFETAC FORM 0-26-5 (OL-A) REVISED PREVIOUS EDITIONS OF THIS FORM ARE OBSOLETE

# PSYCHROMETRIC SUMMARY

STATION | STATION NAME | YEARS | MONTH

HOURS (L. S. T.)

| Temp. (F) | WET BULB TEMPERATURE DEPRESSION (F) | | | | | | | | | | | | | | | | | | | | | | | TOTAL D.B.-W.B. | TOTAL Dry Bulb | TOTAL Wet Bulb Dew Point |
|---|---|---|---|---|---|---|---|---|---|---|---|---|---|---|---|---|---|---|---|---|---|---|---|---|---|---|
| | 0 | 1 - 2 | 3 - 4 | 5 - 6 | 7 - 8 | 9 - 10 | 11 - 12 | 13 - 14 | 15 - 16 | 17 - 18 | 19 - 20 | 21 - 22 | 23 - 24 | 25 - 26 | 27 - 28 | 29 - 30 | ≥ 31 | | | | | | | | | | |

| Element (X) | $\Sigma X^2$ | $\Sigma X$ | $\bar{X}$ | $\sigma_X$ | No. Obs. | Mean No. of Hours with Temperature | | | | | | |
|---|---|---|---|---|---|---|---|---|---|---|---|---|
| Ref. Hum. | | | | | | ≤ 0 F | ≤ 32 F | ≥ 67 F | ≥ 73 F | ≥ 80 F | ≥ 93 F | Total |
| Dry Bulb | | | | | | | | | | | | |
| Wet Bulb | | | | | | | | | | | | |
| Dew Point | | | | | | | | | | | | |

USAFETAC FORM 0-26.5 (OL A) REVISED PREVIOUS EDITIONS OF THIS FORM ARE OBSOLETE

# PSYCHROMETRIC SUMMARY

STATION | STATION NAME | YEARS | MONTH

HOURS (L. S. T.)

| Temp (F) | WET BULB TEMPERATURE DEPRESSION (F) 0 | 1 - 2 | 3 - 4 | 5 - 6 | 7 - 8 | 9 - 10 | 11 - 12 | 13 - 14 | 15 - 16 | 17 - 18 | 19 - 20 | 21 - 22 | 23 - 24 | 25 - 26 | 27 - 28 | 29 - 30 | ≥ 31 | TOTAL D.B./W.B. | TOTAL Dry Bulb | Wet Bulb | Dew Point |
|---|---|---|---|---|---|---|---|---|---|---|---|---|---|---|---|---|---|---|---|---|---|
| | | | | | | | | | | | | | | | | | | | | | |

| Element (X) | $\Sigma_X'$ | $\Sigma_X$ | $\bar{X}$ | $\sigma_x$ | No. Obs. | Mean No. of Hours with Temperature ≤ 0 F | ≤ 32 F | ≥ 67 F | ≥ 73 F | ≥ 80 F | ≥ 93 F | Total |
|---|---|---|---|---|---|---|---|---|---|---|---|---|
| Rel. Hum. | | | | | | | | | | | | |
| Dry Bulb | | | | | | | | | | | | |
| Wet Bulb | | | | | | | | | | | | |
| Dew Point | | | | | | | | | | | | |

USAFETAC FORM 0-26-5 (OL-A) PREVIOUS EDITIONS OF THIS FORM ARE OBSOLETE

# PSYCHROMETRIC SUMMARY

STATION | STATION NAME | YEARS | MONTH

HOURS (L. S. T.)

| Temp. (F) | WET BULB TEMPERATURE DEPRESSION (F) 0 | 1 - 2 | 3 - 4 | 5 - 6 | 7 - 8 | 9 - 10 | 11 - 12 | 13 - 14 | 15 - 16 | 17 - 18 | 19 - 20 | 21 - 22 | 23 - 24 | 25 - 26 | 27 - 28 | 29 - 30 | ≥ 31 | TOTAL D.B./W.B. | TOTAL Dry Bulb | TOTAL Wet Bulb | TOTAL Dew Point |
|---|---|---|---|---|---|---|---|---|---|---|---|---|---|---|---|---|---|---|---|---|---|
| | | | | | | | | | | | | | | | | | | | | | |
| | | | | | | | | | | | | | | | | | | | | | |
| | | | | | | | | | | | | | | | | | | | | | |

# PSYCHROMETRIC SUMMARY

STATION _____ STATION NAME _____ YEARS _____ MONTH _____

HOURS (L.S.T.) _____

| Temp. (F) | WET BULB TEMPERATURE DEPRESSION (F) | | | | | | | | | | | | | | | | | | | | | TOTAL D.B./W.B. | TOTAL Dry Bulb | TOTAL Wet Bulb | TOTAL Dew Point |
|---|---|---|---|---|---|---|---|---|---|---|---|---|---|---|---|---|---|---|---|---|---|---|---|---|---|
| | 0 | 1 - 2 | 3 - 4 | 5 - 6 | 7 - 8 | 9 - 10 | 11 - 12 | 13 - 14 | 15 - 16 | 17 - 18 | 19 - 20 | 21 - 22 | 23 - 24 | 25 - 26 | 27 - 28 | 29 - 30 | ≥ 31 | | | | | | | | |
| | | | | | | | | | | | | | | | | | | | | | | | | | |

| Element (X) | $\Sigma_X'$ | $\Sigma_X$ | $\bar{X}$ | $\sigma_x$ | No. Obs. | Mean No. of Hours with Temperature | | | | | | |
|---|---|---|---|---|---|---|---|---|---|---|---|---|
| | | | | | | ≤ 0 F | ≤ 32 F | ≤ 67 F | ≤ 73 F | ≤ 80 F | ≤ 93 F | Total |
| Rel. Hum. | 3550114 | 53533 | 61.2 | 18.063 | 878 | | | | | | | |
| Dry Bulb | 2621574 | 49404 | 56.3 | 6.337 | 878 | | | 6.2 | .2 | | | |
| Wet Bulb | 2154734 | 43424 | 49.5 | 6.502 | 878 | | | .9 | | | | |
| Dew Point | 1635719 | 36877 | 42.0 | 9.951 | 878 | | 16.2 | .1 | | | | |

USAFETAC FORM 0-26-5 (OL-A) REVISED PREVIOUS EDITIONS OF THIS FORM ARE OBSOLETE

# PSYCHROMETRIC SUMMARY

STATION _____ STATION NAME _____ YEARS 70-73 MONTH _____

HOURS (L. S. T.) _____

| Temp. (F) | WET BULB TEMPERATURE DEPRESSION (F) | | | | | | | | | | | | | | | | | | | | | TOTAL D.B./W.B. | TOTAL Dry Bulb | TOTAL Wet Bulb | TOTAL Dew Point |
|---|---|---|---|---|---|---|---|---|---|---|---|---|---|---|---|---|---|---|---|---|---|---|---|---|---|
| | 0 | 1 - 2 | 3 - 4 | 5 - 6 | 7 - 8 | 9 - 10 | 11 - 12 | 13 - 14 | 15 - 16 | 17 - 18 | 19 - 20 | 21 - 22 | 23 - 24 | 25 - 26 | 27 - 28 | 29 - 30 | ≥ 31 | | | | | | | | |
| / 77 | | | | | | | •1 | | | | | | | | | | | | | | | | | | |
| 7 / 77 | | | | | | •1 | | | | | | | | | | | | | | | | | | | |
| / 75 | | | | | | •1 | | | | | | | | | | | | | | | | | | | |
| / 73 | | | | | •1 | •1 | •1 | •1 | •1 | | | | | | | | | | | | | | | | |
| / 71 | | | | •2 | | •1 | •2 | •1 | | | | | | | | | | | | | | | | | |
| / 69 | | | •1 | •2 | | •5 | •2 | •3 | •6 | •1 | | | | | | | | | | | | | | | |
| / 67 | | | •2 | •2 | •3 | 1•2 | •2 | •1 | •2 | | | | | | | | | | | | | | | | |
| / 65 | | | | •2 | •4 | •9 | •6 | •6 | •2 | •1 | •1 | | | | | | | | | | | | | | |
| / 63 | | | •2 | •3 | 1•3 | 1•4 | 1•2 | 1•5 | •8 | •2 | | | | | | | | | | | | | | | |
| / 61 | • | •2 | •2 | •2 | 1•5 | 2•3 | •6 | •6 | •2 | •5 | | | | | | | | | | | | | | | |
| / 59 | •2 | 1•1 | 1•1 | 2•3 | 1•2 | 1•2 | 1•1 | •7 | | | | | | | | | | | | | | | | | |
| / 57 | •2 | 1•2 | 1•2 | 2•7 | 1•2 | 1•4 | 1•1 | •5 | •1 | | | | | | | | | | | | | | | | |
| / 55 | •2 | •2 | •2 | 2•1 | 1•2 | 1•3 | •2 | | | | | | | | | | | | | | | | | | |
| / 53 | •2 | •1 | 1•2 | 1•6 | 1•2 | 1•3 | 1•3 | •3 | | | | | | | | | | | | | | | | | |
| / 51 | •2 | 1•2 | •2 | 1•7 | 2•3 | 2•4 | •6 | •1 | | | | | | | | | | | | | | | | | |
| / 49 | •1 | 1•4 | •2 | 1•2 | 2•1 | 1•7 | •5 | •1 | | | | | | | | | | | | | | | | | |
| / 47 | • | •2 | •2 | 1•3 | 1•2 | •2 | •2 | | | | | | | | | | | | | | | | | | |
| / 45 | | 1•2 | •1 | •2 | 1•1 | •2 | | | | | | | | | | | | | | | | | | | |
| / 43 | | •1 | | •2 | •5 | •2 | | | | | | | | | | | | | | | | | | | |
| / 41 | | | •1 | •2 | | | | | | | | | | | | | | | | | | | | | |
| / 39 | | | | •1 | | | | | | | | | | | | | | | | | | | | | |
| / 37 | | | | | | | | | | | | | | | | | | | | | | | | | |
| / 35 | | | | | | | | | | | | | | | | | | | | | | | | | |
| / 33 | | | | | | | | | | | | | | | | | | | | | | | | | |
| / 31 | | | | | | | | | | | | | | | | | | | | | | | | | |
| / 29 | | | | | | | | | | | | | | | | | | | | | | | | | |
| / 27 | | | | | | | | | | | | | | | | | | | | | | | | | |
| / 25 | | | | | | | | | | | | | | | | | | | | | | | | | |
| / 23 | | | | | | | | | | | | | | | | | | | | | | | | | |
| / 21 | | | | | | | | | | | | | | | | | | | | | | | | | |
| / 19 | | | | | | | | | | | | | | | | | | | | | | | | | |
| / 17 | | | | | | | | | | | | | | | | | | | | | | | | | |
| / 15 | | | | | | | | | | | | | | | | | | | | | | | | | |

| Element (X) | $\Sigma_{X'}$ | $\Sigma_X$ | $\bar{X}$ | $\sigma_X$ | No. Obs. | Mean No. of Hours with Temperature | | | | | | |
|---|---|---|---|---|---|---|---|---|---|---|---|---|
| | | | | | | ≤ 0 F | ≤ 32 F | ≥ 67 F | ≥ 73 F | ≥ 80 F | ≥ 93 F | Total |
| Rel. Hum. | | | | | | | | | | | | |
| Dry Bulb | | | | | | | | | | | | |
| Wet Bulb | | | | | | | | | | | | |
| Dew Point | | | | | | | | | | | | |

USAFETAC FORM 0-26-5 (OL A) REVISED PREVIOUS EDITIONS OF THIS FORM ARE OBSOLETE

[illegible] CLIMATOLOGY [illegible]
[illegible]
[illegible]

# PSYCHROMETRIC SUMMARY

| STATION | STATION NAME | YEARS | MONTH |
|---|---|---|---|
| [illegible] | [illegible] JAPAN | 74-[illegible] | |

HOURS (L. S. T.)

| Temp. (F) | WET BULB TEMPERATURE DEPRESSION (F) 0 | 1-2 | 3-4 | 5-6 | 7-8 | 9-10 | 11-12 | 13-14 | 15-16 | 17-18 | 19-20 | 21-22 | 23-24 | 25-26 | 27-28 | 29-30 | ≥ 31 | TOTAL D.B./W.B. | TOTAL Dry Bulb | Wet Bulb | Dew Point |
|---|---|---|---|---|---|---|---|---|---|---|---|---|---|---|---|---|---|---|---|---|---|
| [illegible] / 59 | | | .1 | | | .1 | | | | | | | | | | | | [illegible] | [illegible] | | |
| [illegible] / 67 | | .1 | | .1 | .3 | | | | | | | | | | | | | [illegible] | [illegible] | 4 | |
| [illegible] / 65 | | .1 | [illegible] | .1 | | .1 | | | | | | | | | | | | [illegible] | [illegible] | [illegible] | |
| [illegible] / 63 | .2 | [illegible] | [illegible] | [illegible] | [illegible] | .1 | | | | | | | | | | | | [illegible] | [illegible] | 4 | |
| [illegible] / 61 | [illegible] | [illegible] | [illegible] | | .1 | [illegible] | | | | | | | | | | | | [illegible] | [illegible] | [illegible] | |
| [illegible] / 59 | .3 | 1.4 | 1.[illegible] | .3 | .7 | [illegible] | | | | | | | | | | | | [illegible] | [illegible] | [illegible] | |
| [illegible] / 57 | .1 | 1.[illegible] | 1.6 | 1.2 | [illegible] | [illegible] | .1 | | | | | | | | | | | [illegible] | [illegible] | 1 | |
| [illegible] / 55 | [illegible] | [illegible] | [illegible] | 1.[illegible] | [illegible] | .1 | | | | | | | | | | | | [illegible] | [illegible] | [illegible] | |
| [illegible] / 5[illegible] | [illegible] | [illegible] | 3.[illegible] | 1.7 | [illegible] | | .1 | | | | | | | | | | | [illegible] | [illegible] | [illegible] | |
| [illegible] / 51 | [illegible] | [illegible] | [illegible] | 1.6 | 1.4 | [illegible] | .1 | | | | | | | | | | | [illegible] | [illegible] | [illegible] | |
| [illegible] / 4[illegible] | .3 | [illegible] | 3.4 | 1.1 | [illegible] | [illegible] | | | | | | | | | | | | [illegible] | [illegible] | [illegible] | |
| [illegible] / 47 | .7 | 2.1 | [illegible] | 1.9 | [illegible] | [illegible] | .1 | | | | | | | | | | | [illegible] | [illegible] | [illegible] | |
| [illegible] / 45 | [illegible] | 4.7 | [illegible] | 2.9 | [illegible] | .1 | .2 | | | | | | | | | | | 1[illegible] | 1[illegible] | [illegible] | |
| [illegible] / 4[illegible] | .1 | 1.6 | [illegible] | 2.3 | .7 | | | | | | | | | | | | | [illegible] | [illegible] | [illegible] | |
| [illegible] / 41 | | [illegible] | 4.4 | 1.[illegible] | .7 | | | | | | | | | | | | | [illegible] | [illegible] | [illegible] | |
| [illegible] / 3[illegible] | | [illegible] | 1.7 | [illegible] | | | | | | | | | | | | | | [illegible] | [illegible] | [illegible] | |
| [illegible] / 37 | | .7 | 1.[illegible] | .1 | | | | | | | | | | | | | | [illegible] | [illegible] | [illegible] | |
| [illegible] / 35 | | [illegible] | 1.1 | [illegible] | | | | | | | | | | | | | | [illegible] | [illegible] | [illegible] | |
| [illegible] / 33 | .1 | .1 | [illegible] | .1 | | | | | | | | | | | | | | | | [illegible] | |
| [illegible] / 31 | | | | | | | | | | | | | | | | | | | | [illegible] | |
| [illegible] / 2[illegible] | | | .1 | | | | | | | | | | | | | | | [illegible] | 1 | [illegible] | |
| [illegible] / 27 | | | | | | | | | | | | | | | | | | | | [illegible] | |
| [illegible] / 2[illegible] | | | | | | | | | | | | | | | | | | | | [illegible] | |
| [illegible] / 2[illegible] | | | | | | | | | | | | | | | | | | | | | |
| [illegible] / 21 | | | | | | | | | | | | | | | | | | | | | |
| [illegible] / 19 | | | | | | | | | | | | | | | | | | | | | |
| [illegible] / 17 | | | | | | | | | | | | | | | | | | | | | |
| [illegible] / 15 | | | | | | | | | | | | | | | | | | | | | |
| [illegible] / 13 | | | | | | | | | | | | | | | | | | | | | |
| TOTAL | 4.[illegible] | 29.7 | 37.[illegible] | 18.7 | [illegible].4 | 2.5 | .7 | | | | | | | | | | | | [illegible] | | |
| | | | | | | | | | | | | | | | | | | [illegible]7 | | [illegible]7 | |

| Element (X) | $\Sigma X^2$ | $\Sigma X$ | $\bar{X}$ | $\sigma_x$ | No. Obs. | Mean No. of Hours with Temperature ≤ 0 F | ≤ 32 F | ≥ 67 F | ≥ 73 F | ≥ 80 F | ≥ 93 F | Total |
|---|---|---|---|---|---|---|---|---|---|---|---|---|
| Rel. Hum. | [illegible]238283 | 67034 | 75.6 | 13.944 | 887 | | | | | | | |
| Dry Bulb | 2155693 | 43591 | 49.1 | 7.002 | 887 | | .1 | .7 | | | | |
| Wet Bulb | 1599748 | 40437 | 45.6 | 7.277 | 887 | | 1.9 | .1 | | | | |
| Dew Point | 1596069 | 36717 | 41.4 | 9.294 | 887 | | 19.3 | | | | | |

USAFETAC FORM JUL 64 0-26-5 (OL A) REVISED PREVIOUS EDITIONS OF THIS FORM ARE OBSOLETE

# PSYCHROMETRIC SUMMARY

STATION | STATION NAME | YEARS | MONTH

HOURS (L.S.T.)

| Temp (F) | WET BULB TEMPERATURE DEPRESSION (F) 0 | 1 - 2 | 3 - 4 | 5 - 6 | 7 - 8 | 9 - 10 | 11 - 12 | 13 - 14 | 15 - 16 | 17 - 18 | 19 - 20 | 21 - 22 | 23 - 24 | 25 - 26 | 27 - 28 | 29 - 30 | ≥ 31 | TOTAL D.B./W.B. | TOTAL Dry Bulb | TOTAL Wet Bulb | TOTAL Dew Point |
|---|---|---|---|---|---|---|---|---|---|---|---|---|---|---|---|---|---|---|---|---|---|
| [illegible] | | | | | | | | | | | | | | | | | | | | | |
| TOTAL | | | | | | | | | | | | | | | | | | | | | |

| Element (X) | $\Sigma X'$ | $\Sigma X$ | $\bar{X}$ | $\sigma_x$ | No. Obs. | Mean No. of Hours with Temperature ≤ 0 F | ≤ 32 F | ≥ 67 F | ≥ 73 F | ≥ 80 F | ≥ 93 F | Total |
|---|---|---|---|---|---|---|---|---|---|---|---|---|
| Rel. Hum. | [illegible] | 52639 | 76.7 | 14.165 | 825 | | | | | | | |
| Dry Bulb | [illegible] | 40642 | 49.1 | 6.983 | 827 | | [illegible] | [illegible] | | | | |
| Wet Bulb | [illegible] | 37692 | 45.7 | 7.185 | 825 | | 1.[illegible] | .1 | | | | |
| Dew Point | [illegible] | 34327 | 41.6 | 9.353 | 825 | | 17.[illegible] | | | | | |

USAFETAC FORM 0-26-5 (OL-A) REVISED PREVIOUS EDITIONS OF THIS FORM ARE OBSOLETE

# PSYCHROMETRIC SUMMARY

STATION | STATION NAME | YEARS | MONTH

HOURS L.S.T.

| Temp. (F) | WET BULB TEMPERATURE DEPRESSION (F) | | | | | | | | | | | | | | | | | | | | | | | | | TOTAL D.B./W.B. | TOTAL Dry Bulb | TOTAL Wet Bulb | TOTAL Dew Point |
|---|---|---|---|---|---|---|---|---|---|---|---|---|---|---|---|---|---|---|---|---|---|---|---|---|---|---|---|---|---|
| | 0 | 1 - 2 | 3 - 4 | 5 - 6 | 7 - 8 | 9 - 10 | 11 - 12 | 13 - 14 | 15 - 16 | 17 - 18 | 19 - 20 | 21 - 22 | 23 - 24 | 25 - 26 | 27 - 28 | 29 - 30 | ≥ 31 | | | | | | | | | | | | | |
| | | | | | | | | | | | | | | | |

# PSYCHROMETRIC SUMMARY

STATION | STATION NAME | YEARS | MONTH

HOURS (L.S.T.)

| Temp (F) | WET BULB TEMPERATURE DEPRESSION (F) 0 | 1 - 2 | 3 - 4 | 5 - 6 | 7 - 8 | 9 - 10 | 11 - 12 | 13 - 14 | 15 - 16 | 17 - 18 | 19 - 20 | 21 - 22 | 23 - 24 | 25 - 26 | 27 - 28 | 29 - 30 | ≥ 31 | TOTAL D.B.-W.B. | TOTAL Dry Bulb | TOTAL Wet Bulb | TOTAL Dew Point |
|---|---|---|---|---|---|---|---|---|---|---|---|---|---|---|---|---|---|---|---|---|---|
| | | | | | | | | | | | | | | | | | | | | | |

| Element (X) | $\Sigma X'$ | $\Sigma X$ | $\bar{X}$ | $\sigma_X$ | No. Obs. | Mean No. of Hours with Temperature ≤ 0 F | ≤ 32 F | ≥ 67 F | ≥ 73 F | ≥ 80 F | ≥ 93 F | Total |
|---|---|---|---|---|---|---|---|---|---|---|---|---|
| Rel. Hum. | | | 70.7 | 17.1 | 6923 | | | | | | | |
| Dry Bulb | | | 53.6 | 6.91 | 6923 | | | | | | | |
| Wet Bulb | | | 57.4 | 6.74 | 6923 | | | | | | | |
| Dew Point | | | 43.1 | 8.37 | 6923 | | 11. | | | | | |

USAFETAC FORM 0-26-5 (OL-A) PREVIOUS EDITIONS OF THIS FORM ARE OBSOLETE

# PSYCHROMETRIC SUMMARY

STATION | STATION NAME | YEARS | MONTH

HOURS (L.S.T.)

| Temp. (F) | WET BULB TEMPERATURE DEPRESSION (F) | | | | | | | | | | | | | | | | | | | | | | TOTAL D.B. | TOTAL W.B. | Dry Bulb | Wet Bulb | Dew Point |
|---|---|---|---|---|---|---|---|---|---|---|---|---|---|---|---|---|---|---|---|---|---|---|---|---|---|---|---|
| | 0 | 1 - 2 | 3 - 4 | 5 - 6 | 7 - 8 | 9 - 10 | 11 - 12 | 13 - 14 | 15 - 16 | 17 - 18 | 19 - 20 | 21 - 22 | 23 - 24 | 25 - 26 | 27 - 28 | 29 - 30 | ≥ 31 | | | | | | |

| Element (X) | $\Sigma X^2$ | $\Sigma X$ | $\bar{X}$ | $\sigma_x$ | No. Obs. | Mean No. of Hours with Temperature | | | | | | |
|---|---|---|---|---|---|---|---|---|---|---|---|---|
| | | | | | | ≤ 0 F | ≤ 32 F | ≥ 67 F | ≥ 73 F | ≥ 80 F | ≥ 93 F | Total |
| Rel. Hum. | | | | | | | | | | | | |
| Dry Bulb | | | | | | | | | | | | |
| Wet Bulb | | | | | | | | | | | | |
| Dew Point | | | | | | | | | | | | |

USAFETAC FORM 0 26 5 (OL A) REVISED PREVIOUS EDITIONS OF THIS FORM ARE OBSOLETE

# PSYCHROMETRIC SUMMARY

STATION | STATION NAME | YEARS | MONTH

HOURS

| Temp. (F) | WET BULB TEMPERATURE DEPRESSION (F) | | | | | | | | | | | | | | | | | | | | | | TOTAL D.B.-W.B. | TOTAL Dry Bulb | TOTAL Wet Bulb | TOTAL Dew Point |
|---|---|---|---|---|---|---|---|---|---|---|---|---|---|---|---|---|---|---|---|---|---|---|---|---|---|---|
| | 0 | 1 - 2 | 3 - 4 | 5 - 6 | 7 - 8 | 9 - 10 | 11 - 12 | 13 - 14 | 15 - 16 | 17 - 18 | 19 - 20 | 21 - 22 | 23 - 24 | 25 - 26 | 27 - 28 | 29 - 30 | ≥ 31 | | | | | | | | | | |

| Element (X) | $\Sigma X'$ | $\Sigma X$ | $\bar{X}$ | $\sigma_x$ | No. Obs. | Mean No. of Hours with Temperature | | | | | | |
|---|---|---|---|---|---|---|---|---|---|---|---|---|
| | | | | | | ≤ 0 F | ≤ 32 F | ≤ 67 F | ≤ 73 F | ≤ 80 F | ≥ 93 F | Total |
| Rel. Hum. | | | | | 6747 | | | | | | | |
| Dry Bulb | | | | | 6747 | | | | | | | |
| Wet Bulb | | | | | 6747 | | | | | | | |
| Dew Point | | | | | 6747 | | | | | | | |

USAFETAC FORM 0-26-5 (OL-A) PREVIOUS EDITIONS OF THIS FORM ARE OBSOLETE

# PSYCHROMETRIC SUMMARY

STATION | STATION NAME | YEARS | MONTH

HOURS (L.S.T.)

| Temp. (F) | WET BULB TEMPERATURE DEPRESSION (F) | | | | | | | | | | | | | | | | | TOTAL D.B./W.B. | TOTAL Dry Bulb | TOTAL Wet Bulb Dew Point |
|---|---|---|---|---|---|---|---|---|---|---|---|---|---|---|---|---|---|---|---|---|
| | 0 | 1 - 2 | 3 - 4 | 5 - 6 | 7 - 8 | 9 - 10 | 11 - 12 | 13 - 14 | 15 - 16 | 17 - 18 | 19 - 20 | 21 - 22 | 23 - 24 | 25 - 26 | 27 - 28 | 29 - 30 | ≥ 31 | | | |
| | | | | | • 1 | | | | | | | | | | | | | | | |
| | | | • 1 | | | | | | | | | | | | | | | | | |
| | | • 1 | | • 1 | • 1 | • 1 | | | | | | | | | | | | | | |
| | | | • 2 | • 1 | • 2 | | | | | | | | | | | | | | | |
| | | • 1 | | | • 1 | • 1 | | | | | | | | | | | | | | |
| | | • 1 | • 2 | • 3 | • 3 | • 2 | • 1 | | | | | | | | | | | | | |
| | | 1 • 2 | 1 • 3 | 1 • 3 | 1 • 1 | • 2 | | | | | | | | | | | | | | |
| | | 1 • 2 | 4 • 1 | • 1 | 1 • 2 | • 1 | | | | | | | | | | | | 1 | 1 | |
| | • 1 | 1 • 2 | 3 • 4 | 4 • 4 | 1 • 2 | • 1 | | | | | | | | | | | | 1 | 1 | 1 |
| | | 1 • 2 | • 3 | 4 • 4 | • 2 | | | | | | | | | | | | | | | 1 |
| | • 1 | 1 • 2 | 1 • 3 | 4 • 1 | • 2 | • 2 | | | | | | | | | | | | | | 1 |
| | | • 2 | • 3 | 1 • 1 | • 2 | | | | | | | | | | | | | | | 1 |
| | | | • 2 | 1 • 2 | | | | | | | | | | | | | | | | |
| | | • 1 | • 1 | | | | | | | | | | | | | | | | | |
| | | • 1 | | | | | | | | | | | | | | | | | | |
| | | | | | | | | | | | | | | | | | | | | |
| | | | | | | | | | | | | | | | | | | | | |
| | |

# PSYCHROMETRIC SUMMARY

STATION | STATION NAME | YEARS | MONTH

HOURS (L. S. T.)

| Temp. (F) | WET BULB TEMPERATURE DEPRESSION (F) 0 | 1 - 2 | 3 - 4 | 5 - 6 | 7 - 8 | 9 - 10 | 11 - 12 | 13 - 14 | 15 - 16 | 17 - 18 | 19 - 20 | 21 - 22 | 23 - 24 | 25 - 26 | 27 - 28 | 29 - 30 | ≥ 31 | TOTAL D.B./W.B. | TOTAL Dry Bulb | TOTAL Wet Bulb | TOTAL Dew Point |
|---|---|---|---|---|---|---|---|---|---|---|---|---|---|---|---|---|---|---|---|---|---|
| | | | | | | | | | | | | | | | | | | | | | |
| | | | | | | | | | | | | | | | | | | | | | |
| | | | | | | | | | | | | | | | | | | | | | |

# PSYCHROMETRIC SUMMARY

STATION | STATION NAME | YEARS | MONTH

HOURS (L.S.T.)

| Temp. (F) | WET BULB TEMPERATURE DEPRESSION (F) | | | | | | | | | | | | | | | | | | | | | TOTAL D.B./W.B. | TOTAL Dry Bulb | TOTAL Wet Bulb | TOTAL Dew Point |
|---|---|---|---|---|---|---|---|---|---|---|---|---|---|---|---|---|---|---|---|---|---|---|---|---|---|
| | 0 | 1 - 2 | 3 - 4 | 5 - 6 | 7 - 8 | 9 - 10 | 11 - 12 | 13 - 14 | 15 - 16 | 17 - 18 | 19 - 20 | 21 - 22 | 23 - 24 | 25 - 26 | 27 - 28 | 29 - 30 | ≥ 31 | | | | | | | | |
| TOTAL | | | | | | | | | | | | | | | | | | | | | | | | | |

| Element (X) | $\Sigma X'$ | $\Sigma X$ | $\bar{X}$ | $\sigma_X$ | No. Obs. | Mean No. of Hours with Temperature | | | | | | |
|---|---|---|---|---|---|---|---|---|---|---|---|---|
| | | | | | | ≤ 0 F | ≤ 32 F | ≥ 67 F | ≥ 73 F | ≥ 80 F | ≥ 93 F | Total |
| Rel. Hum. | | | | | | | | | | | | |
| Dry Bulb | | | | | | | | | | | | |
| Wet Bulb | | | | | | | | | | | | |
| Dew Point | | | | | | | | | | | | |

USAFETAC FORM 0-26-5 (OL-A) REVISED PREVIOUS EDITIONS OF THIS FORM ARE OBSOLETE

# PSYCHROMETRIC SUMMARY

STATION | STATION NAME | YEARS | MONTH

HOURS (L. S. T.)

| Temp. (F) | WET BULB TEMPERATURE DEPRESSION (F) | | | | | | | | | | | | | | | | | | | | | TOTAL D.B./W.B. | TOTAL Dry Bulb | TOTAL Wet Bulb | TOTAL Dew Point |
|---|---|---|---|---|---|---|---|---|---|---|---|---|---|---|---|---|---|---|---|---|---|---|---|---|---|
| | 0 | 1 - 2 | 3 - 4 | 5 - 6 | 7 - 8 | 9 - 10 | 11 - 12 | 13 - 14 | 15 - 16 | 17 - 18 | 19 - 20 | 21 - 22 | 23 - 24 | 25 - 26 | 27 - 28 | 29 - 30 | ≥ 31 | | | | | |

| Element (X) | $\Sigma_{X'}$ | $\Sigma_X$ | $\bar{X}$ | $\sigma_x$ | No. Obs. | Mean No. of Hours with Temperature | | | | | | |
|---|---|---|---|---|---|---|---|---|---|---|---|---|
| | | | | | | ≤ 0 F | ≤ 32 F | ≤ 67 F | ≤ 73 F | ≤ 80 F | ≤ 93 F | Total |
| Rel. Hum. | | | | | | | | | | | | |
| Dry Bulb | | | | | | | | | | | | |
| Wet Bulb | | | | | | | | | | | | |
| Dew Point | | | | | | | | | | | | |

USAFETAC FORM 0 26 5 (OL A) PREVIOUS EDITIONS OF THIS FORM ARE OBSOLETE

# PSYCHROMETRIC SUMMARY

STATION | STATION NAME | YEARS | MONTH

HOURS (L. S. T.)

| Temp. (F) | WET BULB TEMPERATURE DEPRESSION (F) 0 | 1 - 2 | 3 - 4 | 5 - 6 | 7 - 8 | 9 - 10 | 11 - 12 | 13 - 14 | 15 - 16 | 17 - 18 | 19 - 20 | 21 - 22 | 23 - 24 | 25 - 26 | 27 - 28 | 29 - 30 | ≥ 31 | TOTAL D.B./W.B. | TOTAL Dry Bulb | TOTAL Wet Bulb | TOTAL Dew Point |
|---|---|---|---|---|---|---|---|---|---|---|---|---|---|---|---|---|---|---|---|---|---|
| | | | | | | 9.7 | 3.4 | .1 | | | | | | | | | | | | | |

| Element (X) | $\Sigma_{X'}$ | $\Sigma_X$ | $\bar{X}$ | $\sigma_X$ | No. Obs. | Mean No. of Hours with Temperature ≤ 0 F | ≤ 32 F | ≥ 67 F | ≥ 73 F | ≥ 80 F | ≥ 93 F | Total |
|---|---|---|---|---|---|---|---|---|---|---|---|---|
| Rel. Hum. | | | 52.1 | 15.95 | 905 | | | | | | | |
| Dry Bulb | | | 47.5 | 5.94 | 905 | | | | | | | |
| Wet Bulb | | | 45.1 | 5.496 | 905 | | | | | | | |
| Dew Point | | | 29.7 | 9.07 | 905 | | | | | | | |

USAFETAC FORM 0-26-5 (OL A) JUL 64 REVISED PREVIOUS EDITIONS OF THIS FORM ARE OBSOLETE

# PSYCHROMETRIC SUMMARY

STATION | STATION NAME | YEARS | MONTH

HOURS (L.S.T.)

| Temp (F) | WET BULB TEMPERATURE DEPRESSION (F) | | | | | | | | | | | | | | | | | | | | | TOTAL D.B./W.B. | TOTAL Dry Bulb | TOTAL Wet Bulb | TOTAL Dew Point |
|---|---|---|---|---|---|---|---|---|---|---|---|---|---|---|---|---|---|---|---|---|---|---|---|---|---|
| | 0 | 1 - 2 | 3 - 4 | 5 - 6 | 7 - 8 | 9 - 10 | 11 - 12 | 13 - 14 | 15 - 16 | 17 - 18 | 19 - 20 | 21 - 22 | 23 - 24 | 25 - 26 | 27 - 28 | 29 - 30 | ≥ 31 | | | | | | | | |

| Element (X) | $\Sigma X^2$ | $\Sigma X$ | $\bar{X}$ | $\sigma_x$ | No. Obs. | Mean No. of Hours with Temperature | | | | | | |
|---|---|---|---|---|---|---|---|---|---|---|---|---|
| | | | | | | ≤ 0 F | ≤ 32 F | ≥ 67 F | ≥ 73 F | ≥ 80 F | ≥ 93 F | Total |
| Rel. Hum. | | | | | | | | | | | | |
| Dry Bulb | | | | | | | | | | | | |
| Wet Bulb | | | | | | | | | | | | |
| Dew Point | | | | | | | | | | | | |

USAFETAC FORM 0-26-5 (OL A) JUL 64 REVISED PREVIOUS EDITIONS OF THIS FORM ARE OBSOLETE

# PSYCHROMETRIC SUMMARY

STATION | STATION NAME | YEARS | MONTH

HOURS (L. S. T.)

| Temp. (F) | WET BULB TEMPERATURE DEPRESSION (F) 0 | 1 - 2 | 3 - 4 | 5 - 6 | 7 - 8 | 9 - 10 | 11 - 12 | 13 - 14 | 15 - 16 | 17 - 18 | 19 - 20 | 21 - 22 | 23 - 24 | 25 - 26 | 27 - 28 | 29 - 30 | ≥ 31 | TOTAL D.B./W.B. | TOTAL Dry Bulb | Wet Bulb | Dew Point |
|---|---|---|---|---|---|---|---|---|---|---|---|---|---|---|---|---|---|---|---|---|---|
| / | | | | | | | | | | | | | | | | | | | | | |
| / | | | | | | | | | | | | | | | | | | | | | |
| / | | | | | | | | | | | | | | | | | | | | | |
| / | | | | | | | | | | | | | | | | | | | | | |
| [illegible] | | [illegible] | [illegible] | [illegible] | [illegible] | [illegible] | [illegible] | [illegible] | [illegible] | [illegible] | | | | | | | | | | | |

| Element (X) | $\Sigma X^2$ | $\Sigma X$ | $\bar{X}$ | $\sigma_x$ | No. Obs. | Mean No. of Hours with Temperature ≤ 0 F | ≤ 32 F | ≥ 67 F | ≥ 73 F | ≥ 80 F | ≥ 93 F | Total |
|---|---|---|---|---|---|---|---|---|---|---|---|---|
| Rel. Hum. | 1951441 | 39765 | 43.6 | 16.456 | 912 | | | | | | | |
| Dry Bulb | 2591235 | 48239 | 52.9 | 6.717 | 912 | | | 1.1 | [illegible] | | | |
| Wet Bulb | 1717453 | 39269 | 43.1 | 5.405 | 912 | | 1.[illegible] | | | | | |
| Dew Point | 396677 | 27132 | 29.9 | 9.845 | 912 | .1 | 56.[illegible] | | | | | |

USAFETAC FORM 0-26-5 (OL A) JUL 64 REVISED PREVIOUS EDITIONS OF THIS FORM ARE OBSOLETE

# PSYCHROMETRIC SUMMARY

STATION | STATION NAME | YEARS | MONTH

HOURS (L.S.T.)

| Temp. (F) | WET BULB TEMPERATURE DEPRESSION (F) | | | | | | | | | | | | | | | | | | | | | TOTAL D.B./W.B. | TOTAL Dry Bulb | TOTAL Wet Bulb | TOTAL Dew Point |
|---|---|---|---|---|---|---|---|---|---|---|---|---|---|---|---|---|---|---|---|---|---|---|---|---|---|
| | 0 | 1 - 2 | 3 - 4 | 5 - 6 | 7 - 8 | 9 - 10 | 11 - 12 | 13 - 14 | 15 - 16 | 17 - 18 | 19 - 20 | 21 - 22 | 23 - 24 | 25 - 26 | 27 - 28 | 29 - 30 | ≥ 31 | | | | | |
| | | | | | | | | | | | | | | | | | | | | | | | | | |
| | | | | | | | | | | | | | | | | | | | | | | | | | |
| | | | | | | | | | | | | | | | | | | | |

# PSYCHROMETRIC SUMMARY

STATION | STATION NAME | YEARS | MONTH

HOURS (L. S. T.)

| Temp. (F) | WET BULB TEMPERATURE DEPRESSION (F) 0 | 1 - 2 | 3 - 4 | 5 - 6 | 7 - 8 | 9 - 10 | 11 - 12 | 13 - 14 | 15 - 16 | 17 - 18 | 19 - 20 | 21 - 22 | 23 - 24 | 25 - 26 | 27 - 28 | 29 - 30 | ≥ 31 | TOTAL D.B./W.B. | TOTAL Dry Bulb | Wet Bulb | Dew Point |
|---|---|---|---|---|---|---|---|---|---|---|---|---|---|---|---|---|---|---|---|---|---|
| [illegible] | 1. | 4. | [illegible] | 11. | [illegible] | [illegible] | [illegible] | [illegible] | 1.2 | | | | | | | | | | | | |

| Element (X) | $\Sigma X^2$ | $\Sigma X$ | $\bar{X}$ | $\sigma_x$ | No. Obs. | Mean No. of Hours with Temperature ≤ 0 F | ≤ 32 F | ≥ 67 F | ≥ 73 F | ≥ 80 F | ≥ 93 F | Total |
|---|---|---|---|---|---|---|---|---|---|---|---|---|
| Rel. Hum. | 2416737 | 44346 | 48.5 | 17.041 | 914 | | | | | | | |
| Dry Bulb | 2425[illegible] | 46762 | 51.2 | 5.997 | 914 | | | .4 | | | | |
| Wet Bulb | 1558793 | 38953 | 42.6 | 5.605 | 914 | | 1.[illegible] | | | | | |
| Dew Point | [illegible] | 28344 | 31.[illegible] | 9.780 | 914 | | 51.6 | | | | | |

USAFETAC FORM JUL 64 0-26-5 (OL A) REVISED PREVIOUS EDITIONS OF THIS FORM ARE OBSOLETE

# PSYCHROMETRIC SUMMARY

STATION | STATION NAME | YEARS | MONTH

HOURS

| Temp. (F) | WET BULB TEMPERATURE DEPRESSION (F) 0 | 1 - 2 | 3 - 4 | 5 - 6 | 7 - 8 | 9 - 10 | 11 - 12 | 13 - 14 | 15 - 16 | 17 - 18 | 19 - 20 | 21 - 22 | 23 - 24 | 25 - 26 | 27 - 28 | 29 - 30 | ≥ 31 | TOTAL D.B.-W.B. | TOTAL Dry Bulb | TOTAL Wet Bulb | TOTAL Dew Point |
|---|---|---|---|---|---|---|---|---|---|---|---|---|---|---|---|---|---|---|---|---|---|
| [illegible] | | | | | | | | | | | | | | | | | | | | | |
| [illegible] | | | | | | | | | | | | | | | | | | | | | |
| [illegible] | | | | | | | | | | | | | | | | | | | | | |

# PSYCHROMETRIC SUMMARY

STATION | STATION NAME | YEARS | MONTH

HOURS (L. S. T.)

| Temp. (F) | WET BULB TEMPERATURE DEPRESSION (F) | | | | | | | | | | | | | | | | | | TOTAL D.B./W.B. | TOTAL Dry Bulb | TOTAL Wet Bulb Dew Point |
|---|---|---|---|---|---|---|---|---|---|---|---|---|---|---|---|---|---|---|---|---|---|
| | 0 | 1 - 2 | 3 - 4 | 5 - 6 | 7 - 8 | 9 - 10 | 11 - 12 | 13 - 14 | 15 - 16 | 17 - 18 | 19 - 20 | 21 - 22 | 23 - 24 | 25 - 26 | 27 - 28 | 29 - 30 | ≥ 31 | | | | |
| TOTAL | | | | | | | | | | | | | | | | | | | | | |

| Element (X) | $\Sigma X'$ | $\Sigma X$ | $\bar{X}$ | $\sigma_x$ | No. Obs. | Mean No. of Hours with Temperature | | | | | | |
|---|---|---|---|---|---|---|---|---|---|---|---|---|
| | | | | | | ≤ 0 F | ≤ 32 F | ≥ 67 F | ≥ 73 F | ≥ 80 F | ≥ 93 F | Total |
| Rel. Hum. | | | | | | | | | | | | |
| Dry Bulb | | | | | | | | | | | | |
| Wet Bulb | | | | | | | | | | | | |
| Dew Point | | | | | | | | | | | | |

USAFETAC FORM 0-26-5 (OL A) JUL 64 REVISED PREVIOUS EDITIONS OF THIS FORM ARE OBSOLETE

# PSYCHROMETRIC SUMMARY

STATION _____ STATION NAME _____ YEARS _____ MONTH _____

HOURS _____

| Temp. (F) | WET BULB TEMPERATURE DEPRESSION (F) | | | | | | | | | | | | | | | | | | | | | | | | | | | TOTAL D.B.-W.B. | TOTAL Dry Bulb | TOTAL Wet Bulb | TOTAL Dew Point |
|---|---|---|---|---|---|---|---|---|---|---|---|---|---|---|---|---|---|---|---|---|---|---|---|---|---|---|---|---|---|---|
| | 0 | 1 - 2 | 3 - 4 | 5 - 6 | 7 - 8 | 9 - 10 | 11 - 12 | 13 - 14 | 15 - 16 | 17 - 18 | 19 - 20 | 21 - 22 | 23 - 24 | 25 - 26 | 27 - 28 | 29 - 30 | ≥ 31 | | | | | | | | | | | | | | |
| | | | | | | | | | | | | | | | | | | | | | | | | | | | | | | |

| Element (X) | $\Sigma_{X'}$ | $\Sigma_X$ | $\bar{X}$ | $\sigma_X$ | No. Obs. | Mean No. of Hours with Temperature | | | | | | |
|---|---|---|---|---|---|---|---|---|---|---|---|---|
| | | | | | | ≤ 0 F | ≤ 32 F | ≤ 67 F | ≥ 73 F | ≥ 80 F | ≥ 93 F | Total |
| Rel. Hum. | | | | | | | | | | | | |
| Dry Bulb | | | | | | | | | | | | |
| Wet Bulb | | | | | | | | | | | | |
| Dew Point | | | | | | | | | | | | |

USAFETAC FORM 0-26-5 (OL-A) REVISES PREVIOUS EDITIONS OF THIS FORM ARE OBSOLETE

# PSYCHROMETRIC SUMMARY

STATION | STATION NAME | YEARS | MONTH

HOURS (LST)

| Temp. (F) | WET BULB TEMPERATURE DEPRESSION (F | | | | | | | | | | | | | | | | | | | | | | | | | | | TOTAL | | TOTAL | | |
|---|---|---|---|---|---|---|---|---|---|---|---|---|---|---|---|---|---|---|---|---|---|---|---|---|---|---|---|---|---|---|---|---|
| | 0 | 1 - 2 | 3 - 4 | 5 - 6 | 7 - 8 | 9 - 10 | 11 - 12 | 13 - 14 | 15 - 16 | 17 - 18 | 19 - 20 | 21 - 22 | 23 - 24 | 25 - 26 | 27 - 28 | 29 - 30 | ≥ 31 | D.B. | W.B. | Dry Bulb | Wet Bulb | Dew Point |
| | | | | | | | | | | | | | | | | | | | | | | | | | | | | | | | |

AD-A159 884 ATSUGI NAS JAPAN LIMITED SURFACE OBSERVATIONS CLIMATIC SUMMARY (LISOCS) PART A C-F(U) AIR FORCE ENVIRONMENTAL TECHNICAL APPLICATIONS CENTER SCOTT A.. FEB 85 5/5

UNCLASSIFIED USAFETAC/DS-85/006 F/G 4/2 NL



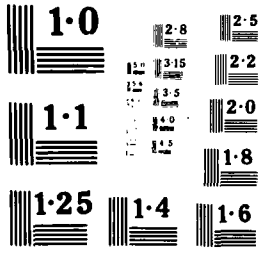
1·0
1·1
1·25
1·4
1·6
1·8
2·0
2·2
2·5
2·8
3·15
3·5
4·0
4·5

# PSYCHROMETRIC SUMMARY

STATION | STATION NAME | YEARS | MONTH

HOURS (L.S.T.)

| Temp. (F) | WET BULB TEMPERATURE DEPRESSION (F) 0 | 1 - 2 | 3 - 4 | 5 - 6 | 7 - 8 | 9 - 10 | 11 - 12 | 13 - 14 | 15 - 16 | 17 - 18 | 19 - 20 | 21 - 22 | 23 - 24 | 25 - 26 | 27 - 28 | 29 - 30 | ≥ 31 | TOTAL D.B./W.B. | TOTAL Dry Bulb | TOTAL Wet Bulb | TOTAL Dew Point |
|---|---|---|---|---|---|---|---|---|---|---|---|---|---|---|---|---|---|---|---|---|---|
| -/ 97 | | | | | | | | | .0 | | | | | | | | | 1 | 1 | | |
| 8/ 92 | | | | | | | .1 | | .1 | .0 | .0 | | | | | | | 4 | 4 | | |
| 4/ 87 | | | | | | | .1 | .2 | .0 | .0 | .0 | | | | | | | 12 | 12 | | |
| 2/ 82 | | | | | | .1 | .1 | .1 | .0 | .0 | .0 | | | | | | | 173 | 173 | | |
| 1/ 77 | | | | | .1 | .1 | .2 | .2 | .0 | .0 | .0 | .0 | | | | | | 5 4 | 5 4 | | |
| 0/ 72 | | | | | .1 | .2 | .3 | .1 | .1 | .0 | .0 | | | | | | | 7 3 | 7 3 | | |
| 0/ 67 | | | | .0 | .2 | .2 | .2 | .2 | .0 | .0 | .0 | | | | | | | 16 2 | 16 2 | | |
| 0/ 62 | | | .1 | .2 | .3 | .3 | .4 | .1 | .0 | .0 | .0 | | | | | | | 13 1 | 13 1 | 1 | |
| 0/ 57 | | .0 | .2 | 1.2 | .7 | .4 | .2 | .1 | .0 | .0 | .0 | .0 | .1 | | | | | 2 0 | 2 0 | 45 | |
| 0/ 52 | | .1 | .2 | .3 | .3 | .3 | .2 | .1 | .0 | .0 | .0 | .0 | | | | | | 2 3 | 2 3 | 4 4 | |
| 7/ 47 | .2 | .5 | 1.5 | .9 | .6 | .3 | .2 | .2 | .1 | .1 | .0 | .0 | | | | | | 34 7 | 35 1 | 183 0 | 4 |
| 26/ 42 | .2 | 1.1 | .7 | .7 | .5 | .4 | .3 | .1 | .1 | .0 | .0 | .0 | | | | | | 30 5 | 30 3 | 74 7 | 1 |
| 44/ 37 | .1 | .7 | .6 | .6 | .4 | .4 | .3 | .1 | .1 | .0 | .0 | .0 | | | | | | 32 5 | 32 9 | 78 7 | 3 |
| 70/ 32 | .1 | .7 | 1.2 | .7 | .6 | .3 | .3 | .1 | .1 | .0 | .0 | .0 | | | | | | 33 6 | 33 6 | 30 1 | 13 |
| 7/ 27 | .1 | .3 | 1.1 | .4 | .5 | .2 | .2 | .1 | .1 | .0 | .0 | .0 | | | | | | 33 1 | 32 1 | 31 4 | 4 7 |
| 1/ 22 | .1 | .7 | 1.7 | .4 | .6 | .3 | .2 | .2 | .1 | .0 | .0 | .0 | | | | | | 30 3 | 30 4 | 30 3 | 27 1 |
| 0/ 17 | .1 | 1.2 | .9 | .6 | .4 | .2 | .2 | .2 | .1 | .0 | .0 | | | | | | | 32 1 | 32 4 | 36 7 | 9 1 |
| 0/ 12 | .0 | 2.1 | 1.2 | 1.2 | .6 | .7 | .4 | .3 | .1 | .0 | .0 | | | | | | | 34 7 | 34 9 | 37 2 | 21 1 |
| 2/ 07 | .1 | 1.2 | .7 | .4 | .3 | .2 | .2 | .1 | .1 | .0 | .0 | | | | | | | 29 4 | 29 4 | 30 1 | 31 1 |
| 2/ 02 | .1 | 1.2 | .3 | .7 | .5 | .4 | .4 | .2 | .1 | .0 | | | | | | | | 34 2 | 33 4 | 30 7 | 35 1 |
| 2/ 03 | .1 | .8 | .4 | .7 | .4 | .4 | .3 | .2 | .1 | .0 | | | | | | | | 27 6 | 27 4 | 32 1 | 27 7 |
| 0/ 08 | .1 | .6 | .4 | .6 | .5 | .4 | .3 | .2 | .0 | .0 | | | | | | | | 25 7 | 25 1 | 28 4 | 24 3 |
| 0/ 13 | .1 | .3 | .5 | .6 | .5 | .3 | .4 | .2 | .0 | | | | | | | | | 24 3 | 24 7 | 26 5 | 23 4 |
| 0/ 18 | .1 | .5 | .5 | .5 | .5 | .5 | .3 | .1 | .0 | | | | | | | | | 26 5 | 26 7 | 25 3 | 27 5 |
| 0/ 23 | .1 | .3 | .4 | .6 | .5 | .7 | .5 | .1 | .1 | | | | | | | | | 27 6 | 27 1 | 26 3 | 28 4 |
| 0/ 28 | .1 | 1.1 | 1.3 | .9 | 1.2 | 1.1 | .4 | .1 | | | | | | | | | | 47 3 | 47 5 | 28 6 | 31 1 |
| 0/ 33 | .1 | .5 | .6 | 1.1 | .7 | .3 | .1 | .1 | | | | | | | | | | 29 6 | 29 4 | 29 4 | 19 6 |
| 0/ 38 | .2 | .7 | .9 | .6 | .9 | .2 | .1 | | | | | | | | | | | 32 3 | 32 3 | 31 1 | 35 1 |
| 0/ 43 | .1 | .5 | .6 | .7 | .5 | .2 | .1 | | | | | | | | | | | 20 7 | 20 7 | 32 9 | 20 3 |
| 1/ 48 | .1 | .4 | .3 | .7 | .4 | .1 | | | | | | | | | | | | 19 6 | 19 1 | 19 1 | 19 1 |
| 1/ 53 | .1 | .4 | .5 | .6 | .4 | .1 | | | | | | | | | | | | 16 4 | 16 4 | 14 1 | 16 4 |
| 0/ 58 | .1 | .3 | .4 | .4 | .2 | | | | | | | | | | | | | 10 4 | 10 4 | 10 4 | 10 4 |

| Element (X) | $\Sigma x'$ | $\Sigma x$ | $\bar{x}$ | $\sigma_x$ | No. Obs. | Mean No. of Hours with Temperature ≤ 0 F | ≤ 32 F | ≥ 67 F | ≥ 73 F | ≥ 80 F | ≥ 93 F | Total |
|---|---|---|---|---|---|---|---|---|---|---|---|---|
| Rel. Hum. | | | | | | | | | | | | |
| Dry Bulb | | | | | | | | | | | | |
| Wet Bulb | | | | | | | | | | | | |
| Dew Point | | | | | | | | | | | | |

USAFETAC FORM AM 64 0-26-5 (OL-A) REVISED PREVIOUS EDITIONS OF THIS FORM ARE OBSOLETE

# PSYCHROMETRIC SUMMARY

[illegible] METEOROLOGY BRANCH
USAFETAC
[illegible] USAFETAC/DNC

[illegible] STATION | [illegible] STATION NAME | 74-83 YEARS | [illegible] MONTH

[illegible] HOURS (L. S. T.)

| Temp. (F) | WET BULB TEMPERATURE DEPRESSION (F) | | | | | | | | | | | | | | | | | TOTAL D.B./W.B. | TOTAL Dry Bulb | TOTAL Wet Bulb | TOTAL Dew Point |
|---|---|---|---|---|---|---|---|---|---|---|---|---|---|---|---|---|---|---|---|---|---|
| | 0 | 1 - 2 | 3 - 4 | 5 - 6 | 7 - 8 | 9 - 10 | 11 - 12 | 13 - 14 | 15 - 16 | 17 - 18 | 19 - 20 | 21 - 22 | 23 - 24 | 25 - 26 | 27 - 28 | 29 - 30 | ≥ 31 | | | | |
| [illegible] | | | | | | | | | | | | | | | | | | | | | |
| [illegible] | | | | | | | | | | | | | | | | | | | | | |
| [illegible] | | | | | | | | | | | | | | | | |

[illegible]AL CLIMATOLOGY BRANCH
[illegible]FETAC
[illegible] WEATHER SERVICE/MAC

# MEANS AND STANDARD DEVIATIONS

[illegible]RY-BULB TEMPERATURES DEG F FROM HOURLY OBSERVATI[illegible]

[illegible] ATSUGI NAS JAPAN 74-83

| STATION | | STATION NAME | | | | | | | | YEARS | | | | |
|---|---|---|---|---|---|---|---|---|---|---|---|---|---|---|
| HRS (LST) | | JAN | FEB | MAR | APR | MAY | JUN | JUL | AUG | SEP | OCT | NOV | DEC | ANNUAL |
| [illegible]-02 | MEAN | 36.4 | 36.9 | 43.9 | 53.3 | 61.1 | 67.9 | 73.1 | 75.9 | 69.8 | 6[illegible].2 | 51.0 | 41.7 | [illegible] |
| | S D | 5.2[illegible]3 | 5.615 | 6.112 | 6.540 | 4.922 | 4.791 | 4.602 | 4.138 | 5.122 | 5.549 | 6.754 | 5.904 | 14.444 |
| | TOTAL OBS | 6[illegible] | 574 | 624 | 619 | 640 | 629 | 631 | 635 | 62[illegible] | 7[illegible] | 713 | 730 | 7791 |
| [illegible]-05 | MEAN | 34.1 | 35.2 | 41.1 | 51.3 | 58.9 | 66.4 | 71.7 | 74.4 | 68.4 | 58.8 | 49.1 | 39.7 | 54.2 |
| | S D | 5.346 | 6.218 | 6.301 | 7.028 | 5.323 | 4.731 | 4.916 | 4.022 | 5.092 | 5.524 | 6.883 | 5.909 | 14.628 |
| | TOTAL OBS | 784 | 738 | 801 | 789 | 825 | 791 | 803 | 809 | 791 | 849 | 827 | 872 | 9639 |
| [illegible]-08 | MEAN | 33.5 | 35.2 | 41.6 | 52.5 | 61.5 | 68.1 | 73.3 | 75.7 | 69.3 | 59.2 | 49.1 | 39.1 | [illegible] |
| | S D | 5.232 | 6.209 | 6.285 | 7.060 | 5.558 | 4.964 | 5.544 | 4.645 | 5.606 | 5.553 | 7.002 | 6.08[illegible] | 15.62[illegible] |
| | TOTAL OBS | 888 | 827 | 903 | 875 | 912 | 876 | 894 | 900 | 887 | 905 | 887 | 90[illegible] | 10657 |
| [illegible]-11 | MEAN | 42.1 | 42.9 | 49.0 | 59.5 | 68.5 | 73.3 | 78.7 | 81.7 | 74.9 | 66.1 | 56.3 | 47.[illegible] | 61.[illegible] |
| | S D | 5.515 | 5.555 | 6.461 | 7.279 | 6.063 | 5.782 | 6.611 | 5.709 | 6.874 | 5.980 | 6.337 | 5.943 | 14.855 |
| | TOTAL OBS | 895 | 813 | 894 | 867 | 898 | 867 | 895 | 892 | 881 | 904 | 878 | 90[illegible] | 10589 |
| 1[illegible]-14 | MEAN | 47.7 | 47.6 | 53.0 | 62.3 | 71.[illegible] | 75.6 | 81.[illegible] | 84.4 | 77.6 | 69.3 | [illegible].5 | 5[illegible].9 | 65.4 |
| | S D | 5.678 | 5.979 | 7.149 | 7.293 | 6.303 | 6.007 | 6.776 | 5.939 | 7.414 | 6.572 | 6.828 | 6.[illegible]17 | 14.085 |
| | TOTAL OBS | 9[illegible] | 816 | 906 | 871 | 90[illegible] | 887 | 901 | 915 | 89[illegible] | 913 | 890 | 912 | 10701 |
| 1[illegible]-17 | MEAN | 45.7 | 47.2 | 52.4 | 61.5 | 69.7 | 74.4 | 79.7 | 82.9 | 76.6 | 68.1 | 59.1 | 51.2 | 64.[illegible] |
| | S D | 5.664 | 6.046 | 6.890 | 6.774 | 5.939 | 5.531 | 6.094 | 5.432 | 6.642 | 5.999 | 6.422 | 5.99[illegible] | 13.775 |
| | TOTAL OBS | 905 | 821 | 889 | 878 | 906 | 881 | 900 | 902 | 88[illegible] | 907 | 891 | 914 | 1067[illegible] |
| 1[illegible]-20 | MEAN | 41.5 | 42.8 | 48.8 | 57.8 | 65.7 | 71.3 | 76.1 | 79.0 | 72.9 | 64.[illegible] | 54.5 | 46.2 | [illegible] |
| | S D | 5.071 | 5.761 | 6.051 | 6.053 | 5.050 | 4.711 | 5.114 | 4.439 | 5.532 | 5.227 | 6.[illegible]48 | 5.663 | 13.[illegible]5 |
| | TOTAL OBS | 879 | 829 | 900 | 881 | 912 | 883 | 905 | 906 | 885 | 920 | 893 | 89[illegible] | 10698 |
| 1-23 | MEAN | 38.4 | 39.9 | 46.2 | 55.6 | 63.2 | 69.4 | 74.5 | 77.1 | 70.9 | 61.7 | 52.6 | 43.[illegible] | 57.5 |
| | S D | 5.058 | 5.824 | 5.965 | 6.061 | 4.659 | 4.588 | 4.677 | 4.104 | 5.270 | 5.342 | 6.395 | 5.7[illegible] | 14.[illegible]5 |
| | TOTAL OBS | 71[illegible] | 656 | 726 | 698 | 735 | 718 | 715 | 730 | 716 | 793 | 771 | 775 | 8743 |
| ALL HOURS | MEAN | 40.4 | 41.2 | 47.2 | 57.0 | 65.2 | 71.0 | 76.2 | 79.1 | 72.8 | 63.6 | 54.2 | 45.[illegible] | 59.5 |
| | S D | 7.461 | 7.561 | 7.760 | 7.862 | 6.946 | 6.084 | 6.508 | 6.035 | 6.934 | 6.912 | 7.759 | 7.652 | 14.999 |
| | TOTAL OBS | 6596 | 6074 | 6643 | 6478 | 6728 | 6532 | 6644 | 6689 | 6560 | 6926 | 6750 | 6869 | 79489 |

USAF ETAC FORM OCT 75 0-89-5 (OL A)

[illegible] CLIMATOLOGY BRANCH
AFETAC
[illegible] WEATHER SERVICE/MAC

# MEANS AND STANDARD DEVIATIONS

WET-BULB TEMPERATURES DEG F FROM HOURLY OBSERVATIONS

[illegible] ATSUGI NAS JAPAN 74-83

| STATION | | STATION NAME | | | | | | | | YEARS | | | | |
|---|---|---|---|---|---|---|---|---|---|---|---|---|---|---|
| HRS LST | | JAN | FEB | MAR | APR | MAY | JUN | JUL | AUG | SEP | OCT | NOV | DEC | ANNUAL |
| [illegible] | MEAN | 32.[illegible] | 32.5 | 39.5 | 49.1 | 57.2 | 64.7 | 70.3 | 72.5 | 66.5 | 56.5 | 47.1 | 37.[illegible] | [illegible] |
| | S D | 5.145 | 5.657 | 6.466 | 7.142 | 5.411 | 4.705 | 4.410 | 3.790 | 5.199 | 6.111 | 7.235 | [illegible] | 14.9[illegible] |
| | TOTAL OBS | 634 | 574 | 624 | 619 | 640 | 629 | 631 | 635 | 623 | 734 | 713 | 732 | 7739 |
| [illegible] | MEAN | 30.[illegible] | 31.5 | 37.3 | 47.5 | 55.7 | 63.7 | 69.4 | 71.6 | 65.7 | 55.4 | 45.7 | 35.7 | [illegible] |
| | S D | 5.17[illegible] | 6.5[illegible]7 | 6.435 | 7.573 | 5.774 | 4.727 | 4.752 | 3.738 | 5.286 | 6.151 | 7.185 | 5.87[illegible] | 1[illegible] |
| | TOTAL OBS | 7[illegible]3 | 737 | 801 | 7[illegible] | 624 | 791 | 803 | 809 | 791 | 846 | 825 | 8[illegible] | [illegible] |
| [illegible] | MEAN | 29.6 | 31.4 | 37.4 | 48.1 | 56.7 | 64.5 | 69.9 | 71.9 | 65.9 | 55.4 | 45.6 | 35.[illegible] | 51.[illegible] |
| | S D | 5.15[illegible] | 6.497 | 6.405 | 7.425 | 5.682 | 4.592 | 4.802 | 3.765 | 5.461 | 5.990 | 7.277 | 5.8[illegible] | 15.7[illegible] |
| | TOTAL OBS | 8[illegible] | 8[illegible]6 | 903 | 875 | 912 | 874 | 894 | 899 | 887 | 9[illegible] | 887 | 9[illegible] | 1[illegible] |
| [illegible]-11 | MEAN | 35.[illegible] | 36.0 | 41.6 | 51.6 | 59.9 | 66.7 | 72.[illegible] | 74.1 | 6[illegible].1 | 56.7 | 49.5 | 4[illegible] | [illegible] |
| | S D | 5.142 | 5.663 | 6.004 | 6.838 | 5.307 | 4.382 | 4.846 | 3.682 | 5.[illegible] | 5.692 | 6.[illegible] | 5.4[illegible] | 14.[illegible] |
| | TOTAL OBS | 89[illegible] | 812 | 894 | 867 | 897 | 866 | 894 | 892 | 881 | 903 | 876 | 9[illegible] | 1[illegible] |
| 1[illegible]-14 | MEAN | 38.1 | 3[illegible] | 44.0 | 53.4 | 60.9 | 67.6 | 72.8 | 74.9 | 68.9 | 59.9 | 51.4 | 43.1 | 5[illegible] |
| | S D | 5.384 | 5.331 | 5.905 | 6.350 | 5.044 | 4.324 | 4.718 | 3.563 | 5.397 | 5.474 | 6.269 | 5.4[illegible] | 13.74[illegible] |
| | TOTAL OBS | 9[illegible] | 816 | 906 | 870 | 9[illegible] | 887 | 901 | 915 | 889 | 913 | 889 | 91[illegible] | 1[illegible] |
| 1[illegible]-17 | MEAN | 38.[illegible] | 39.1 | 44.4 | 53.6 | 60.[illegible] | 67.5 | 72.7 | 74.7 | 68.9 | 6[illegible] | 51.1 | 42.[illegible] | [illegible] |
| | S D | 5.26[illegible] | 5.456 | 5.811 | 6.051 | 4.850 | 4.064 | 4.475 | 3.414 | 5.261 | 5.382 | 6.311 | 5.6[illegible] | 13.6[illegible] |
| | TOTAL OBS | 904 | 821 | 889 | 878 | 905 | 881 | 900 | 901 | 894 | 907 | 891 | 914 | 1067[illegible] |
| [illegible]-2[illegible] | MEAN | 35.1 | 36.6 | 42.9 | 52.1 | 59.7 | 66.5 | 71.6 | 73.7 | 67.9 | 56.6 | 49.2 | 4[illegible] | 54.7 |
| | S D | 5.293 | 5.988 | 5.936 | 6.192 | 4.885 | 3.947 | 4.354 | 3.322 | 5.197 | 5.617 | 6.699 | 5.857 | 14.2[illegible]7 |
| | TOTAL OBS | 879 | 826 | 900 | 880 | 912 | 883 | 905 | 906 | 885 | 9[illegible] | 893 | 8[illegible] | 1[illegible] |
| [illegible]-23 | MEAN | 33.3 | 34.5 | 41.3 | 50.8 | 58.7 | 65.7 | 71.2 | 73.1 | 67.0 | 57.3 | 4[illegible] | 36.[illegible] | 53.4 |
| | S D | 5.133 | 5.153 | 6.323 | 6.586 | 5.230 | 4.222 | 4.307 | 3.630 | 5.213 | 5.972 | 7.039 | 5.946 | 14.63[illegible] |
| | TOTAL OBS | 71[illegible] | 656 | 726 | 698 | 735 | 718 | 714 | 730 | 718 | 793 | 771 | 775 | 8744 |
| ALL HOURS | MEAN | 34.1 | 35.3 | 41.2 | 50.9 | 58.8 | 65.9 | 71.3 | 73.4 | 67.4 | 57.8 | 48.5 | 39.2 | 53.7 |
| | S D | 5.092 | 6.613 | 6.674 | 7.116 | 5.587 | 4.564 | 4.750 | 3.791 | 5.456 | 6.042 | 7.125 | 6.387 | 14.743 |
| | TOTAL OBS | 6591 | 6068 | 6643 | 6475 | 6725 | 6529 | 6642 | 6687 | 6558 | 6923 | 6747 | 6869 | 79457 |

USAF ETAC FORM OCT 75 0-89-5 (OL A)

[illegible]AL CLIMATOLOGY BRANCH
[illegible]ETAC
[illegible] WEATHER SERVICE/MAC

# MEANS AND STANDARD DEVIATIONS

DEW-POINT TEMPERATURES DEG F FROM HOURLY OBSERVATIONS

[illegible] [illegible]TSUST NAS JAPAN 74-83

| [illegible] | | STATION NAME | | | | | YEARS | | | | | | | |
|---|---|---|---|---|---|---|---|---|---|---|---|---|---|---|
| HRS [illegible] | | JAN | FEB | MAR | APR | MAY | JUN | JUL | AUG | SEP | OCT | NOV | DEC | ANNUAL |
| [illegible]-[illegible] | MEAN | 23.7 | 24.3 | 33.1 | 44.5 | 54.1 | 62.7 | 68.6 | 73.9 | 64.0 | 53.2 | 42.6 | 30.4 | 47.7 |
| | S D | 7.99[illegible] | 9.143 | 9.703 | 9.949 | 7.266 | 5.568 | 4.721 | 4.236 | 5.906 | 7.844 | 9.668 | 8.51[illegible] | 17.9[illegible] |
| | TOTAL OBS | 6[illegible]4 | 574 | 624 | 619 | 640 | 629 | 631 | 635 | 623 | 734 | 713 | 7[illegible]3 | 7787 |
| [illegible]-[illegible] | MEAN | 21.[illegible] | 24.2 | 31.4 | 43.2 | 52.9 | 62.0 | 66.1 | 70.2 | 64.0 | 52.5 | 41.6 | 29.3 | 46.[illegible] |
| | S D | 7.9[illegible] | 9.618 | 9.116 | 10.1[illegible]2 | 7.448 | 5.426 | 4.946 | 3.995 | 5.945 | 7.796 | 9.3[illegible]2 | 8.365 | 18.234 |
| | TOTAL OBS | 7[illegible] | 737 | 801 | 7[illegible]8 | 824 | 791 | 803 | 809 | 791 | 845 | 825 | 832 | 9[illegible] |
| [illegible]-[illegible] | MEAN | 21.6 | 23.7 | 31.0 | 43.0 | 52.7 | 62.2 | 68.1 | 70.0 | 63.6 | 52.0 | 41.4 | 28.8 | 46.7 |
| | S D | [illegible].306 | 9.540 | 9.422 | 10.219 | 7.870 | 5.454 | 5.042 | 3.958 | 6.196 | 7.794 | 9.294 | 8.[illegible] | 16.434 |
| | TOTAL OBS | 8[illegible]6 | 826 | 903 | 875 | 912 | 874 | 894 | 899 | 887 | 905 | 887 | 9[illegible] | 10653 |
| [illegible]-11 | MEAN | 22.4 | 24.1 | 31.1 | 43.6 | 53.1 | 62.7 | 68.8 | 70.5 | 64.3 | 52.7 | 42.0 | 29.7 | 47.2 |
| | S D | 9.415 | 10.785 | 10.619 | 10.799 | 8.375 | 5.670 | 5.155 | 4.162 | 6.553 | 8.423 | 9.951 | 9.070 | 18.753 |
| | TOTAL OBS | 89[illegible] | 812 | 894 | 867 | 897 | 866 | 894 | 892 | 881 | 903 | 878 | 9[illegible] | 10582 |
| 1[illegible]-14 | MEAN | 22.4 | 24.7 | 32.2 | 44.6 | 53.3 | 62.9 | 68.8 | 70.5 | 64.1 | 52.6 | 41.9 | 29.6 | 47.5 |
| | S D | 10.559 | 10.641 | 10.362 | 10.284 | 9.211 | 5.428 | 5.130 | 4.320 | 6.61[illegible] | 8.391 | 10.040 | 9.845 | 18.643 |
| | TOTAL OBS | 9[illegible] | 816 | 906 | 870 | 9[illegible] | 887 | 901 | 915 | 889 | 913 | 869 | 912 | 10698 |
| 1[illegible]-17 | MEAN | 24.[illegible] | 26.6 | 34.2 | 45.9 | 54.0 | 63.5 | 69.3 | 70.9 | 64.5 | 53.7 | 42.8 | 31.[illegible] | 48.5 |
| | S D | 9.877 | 10.446 | 9.656 | 9.680 | 7.679 | 4.974 | 4.916 | 4.111 | 6.456 | 8.137 | 9.876 | 9.780 | 18.04[illegible] |
| | TOTAL OBS | 904 | 821 | 889 | 878 | 905 | 881 | 900 | 901 | 884 | 907 | 891 | 914 | 10675 |
| 1[illegible]-20 | MEAN | 24.1 | 26.7 | 35.1 | 46.4 | 55.0 | 63.7 | 69.4 | 71.2 | 65.[illegible] | 54.3 | 43.1 | 31.[illegible] | 49.[illegible] |
| | S D | 9.313 | 10.470 | 9.507 | 9.562 | 7.266 | 4.637 | 4.796 | 3.881 | 6.240 | 7.880 | 9.910 | 9.251 | 17.900 |
| | TOTAL OBS | 879 | 826 | 900 | 880 | 912 | 883 | 905 | 906 | 885 | 9[illegible] | 893 | 89[illegible] | 10684 |
| 1-23 | MEAN | 23.9 | 25.9 | 34.4 | 45.8 | 55.0 | 63.4 | 69.5 | 71.1 | 64.6 | 53.7 | 42.9 | 31.[illegible] | 48.5 |
| | S D | 8.396 | 10.044 | 9.843 | 9.677 | 7.521 | 5.031 | 4.678 | 4.141 | 6.043 | 8.005 | 9.827 | 8.695 | 17.923 |
| | TOTAL OBS | 710 | 656 | 725 | 698 | 735 | 718 | 714 | 730 | 718 | 793 | 771 | 775 | 8744 |
| ALL HOURS | MEAN | 23.0 | 25.1 | 32.7 | 44.6 | 53.7 | 62.9 | 68.8 | 70.7 | 64.3 | 53.1 | 42.3 | 30.2 | 47.7 |
| | S D | 9.111 | 10.242 | 9.918 | 10.135 | 7.779 | 5.303 | 4.964 | 4.115 | 6.279 | 8.071 | 9.761 | 9.037 | 18.276 |
| | TOTAL OBS | 6591 | 6068 | 6643 | 6475 | 6725 | 6529 | 6642 | 6687 | 6556 | 6923 | 6747 | 6869 | 79457 |

USAF ETAC FORM OCT 75 0-89-5 (OL A)

# RELATIVE HUMIDITY

STATION _____ STATION NAME _____ PERIOD _____ MONTH _____

## CUMULATIVE PERCENTAGE FREQUENCY OF OCCURRENCE
## (FROM HOURLY OBSERVATIONS)

| MONTH | HOURS (L S T) | PERCENTAGE FREQUENCY OF RELATIVE HUMIDITY GREATER THAN | | | | | | | | | MEAN RELATIVE HUMIDITY | TOTAL NO OF OBS |
|---|---|---|---|---|---|---|---|---|---|---|---|---|
| | | 10% | 20% | 30% | 40% | 50% | 60% | 70% | 80 | 90 | | |
| | | | | | | | | | | | | |
| | | | | | | | | | | | | |
| | | | | | | | | | | | | |
| | | | | | | | | | | | | |
| | | | | | | | | | | | | |
| | | | | | | | | | | | | |
| | | | | | | | | | | | | |
| | | | | | | | | | | | | |
| | | | | | | | | | | | | |
| TOTALS | | | | | | | | | | | | |

USAFETAC FORM JUL 64 0-87-5 (OL A)

# RELATIVE HUMIDITY

STATION | STATION NAME | PERIOD | MONTH

## CUMULATIVE PERCENTAGE FREQUENCY OF OCCURRENCE
## (FROM HOURLY OBSERVATIONS)

| MONTH | HOURS (L S T) | PERCENTAGE FREQUENCY OF RELATIVE HUMIDITY GREATER THAN | | | | | | | | | MEAN RELATIVE HUMIDITY | TOTAL NO OF OBS |
|---|---|---|---|---|---|---|---|---|---|---|---|---|
| | | 10% | 20% | 30% | 40% | 50% | 60% | 70% | 80% | 90% | | |
| | | | | | | | | | | | | |
| | | | | | | | | | | | | |
| | | | | | | | | | | | | |
| | | | | | | | | | | | | |
| | | | | | | | | | | | | |
| | | | | | | | | | | | | |
| | | | | | | | | | | | | |
| | | | | | | | | | | | | |
| | | | | | | | | | | | | |
| | | | | | | | | | | | | |
| | | | | | | | | | | | | |
| | | | | | | | | | | | | |
| | | | | | | | | | | | | |
| TOTALS | | | | | | | | | | | | |

USAFETAC FORM JUL 64 0-87-5 (OL A)

# RELATIVE HUMIDITY

STATION _____ STATION NAME _____ PERIOD _____ MONTH

## CUMULATIVE PERCENTAGE FREQUENCY OF OCCURRENCE
## (FROM HOURLY OBSERVATIONS)

| MONTH | HOURS (LST) | PERCENTAGE FREQUENCY OF RELATIVE HUMIDITY GREATER THAN | | | | | | | | | MEAN RELATIVE HUMIDITY | TOTAL NO. OF OBS |
|---|---|---|---|---|---|---|---|---|---|---|---|---|
| | | 10% | 20% | 30% | 40% | 50% | 60% | 70% | 80% | 90 | | |
| | | | | | | | | | | | | |
| | | | | | | | | | | | | |
| | | | | | | | | | | | | |
| | | | | | | | | | | | | |
| | | | | | | | | | | | | |
| | | | | | | | | | | | | |
| | | | | | | | | | | | | |
| | | | | | | | | | | | | |
| TOTALS | | | | | | | | | | | | |

USAFETAC FORM JUL 64 0-87-5 (OL A)

# RELATIVE HUMIDITY

STATION STATION NAME PERIOD MONTH

## CUMULATIVE PERCENTAGE FREQUENCY OF OCCURRENCE
## (FROM HOURLY OBSERVATIONS)

| MONTH | HOURS (LST) | PERCENTAGE FREQUENCY OF RELATIVE HUMIDITY GREATER THAN | | | | | | | | | MEAN RELATIVE HUMIDITY | TOTAL NO OF OBS |
|---|---|---|---|---|---|---|---|---|---|---|---|---|
| | | 10 | 20 | 30 | 40% | 50% | 60% | 70% | 80% | 90 | | |
| | | | | | | | | | | | | |
| | | | | | | | | | | | | |
| | | | | | | | | | | | | |
| | | | | | | | | | | | | |
| | | | | | | | | | | | | |
| | | | | | | | | | | | | |
| | | | | | | | | | | | | |
| | | | | | | | | | | | | |
| | | | | | | | | | | | | |
| TOTALS | | | | | | | | | | | | |

USAFETAC FORM JUL 64 0-87-5 (OL A)

# RELATIVE HUMIDITY

STATION _____ STATION NAME _____ PERIOD _____ MONTH _____

## CUMULATIVE PERCENTAGE FREQUENCY OF OCCURRENCE
## (FROM HOURLY OBSERVATIONS)

| MONTH | HOURS (L.S.T.) | PERCENTAGE FREQUENCY OF RELATIVE HUMIDITY GREATER THAN | | | | | | | | | MEAN RELATIVE HUMIDITY | TOTAL NO. OF OBS |
|---|---|---|---|---|---|---|---|---|---|---|---|---|
| | | 10% | 20% | 30% | 40% | 50% | 60% | 70% | 80% | 90 | | |
| | | | | | | | | | | | | |
| | | | | | | | | | | | | |
| | | | | | | | | | | | | |
| | | | | | | | | | | | | |
| | | | | | | | | | | | | |
| | | | | | | | | | | | | |
| | | | | | | | | | | | | |
| | | | | | | | | | | | | |
| | | | | | | | | | | | | |
| | | | | | | | | | | | | |
| | | | | | | | | | | | | |
| | | | | | | | | | | | | |
| TOTALS | | | | | | | | | | | | |

USAFETAC FORM JUL 64 0-87-5 (OL A)

# RELATIVE HUMIDITY

STATION STATION NAME PERIOD MONTH

## CUMULATIVE PERCENTAGE FREQUENCY OF OCCURRENCE
## (FROM HOURLY OBSERVATIONS)

| MONTH | HOURS (LST) | PERCENTAGE FREQUENCY OF RELATIVE HUMIDITY GREATER THAN | | | | | | | | | MEAN RELATIVE HUMIDITY | TOTAL NO OF OBS |
|---|---|---|---|---|---|---|---|---|---|---|---|---|
| | | 10% | 20% | 30% | 40% | 50% | 60% | 70% | 80% | 90% | | |
| | | | | | | | | | | | | |
| | | | | | | | | | | | | |
| | | | | | | | | | | | | |
| | | | | | | | | | | | | |
| | | | | | | | | | | | | |
| | | | | | | | | | | | | |
| | | | | | | | | | | | | |
| | | | | | | | | | | | | |
| TOTALS | | | | | | | | | | | | |

USAFETAC FORM 0-87-5 (OL A)

# RELATIVE HUMIDITY

STATION STATION NAME PERIOD MONTH

## CUMULATIVE PERCENTAGE FREQUENCY OF OCCURRENCE
## (FROM HOURLY OBSERVATIONS)

| MONTH | HOURS L.S.T. | PERCENTAGE FREQUENCY OF RELATIVE HUMIDITY GREATER THAN | | | | | | | | | MEAN RELATIVE HUMIDITY | TOTAL NO. OF OBS |
|---|---|---|---|---|---|---|---|---|---|---|---|---|
| | | 10 | 20 | 30 | 40 | 50 | 60 | 70 | 80 | 90 | | |
| | | | | | | | | | | | | |
| | | | | | | | | | | | | |
| | | | | | | | | | | | | |
| | | | | | | | | | | | | |
| | | | | | | | | | | | | |
| | | | | | | | | | | | | |
| | | | | | | | | | | | | |
| | | | | | | | | | | | | |
| | | | | | | | | | | | | |
| | | | | | | | | | | | | |
| | | | | | | | | | | | | |
| | | | | | | | | | | | | |
| TOTALS | | | | | | | | | | | | |

USAFETAC FORM 101 64 0-87-5 (OL A)

# RELATIVE HUMIDITY

STATION | STATION NAME | PERIOD | MONTH

## CUMULATIVE PERCENTAGE FREQUENCY OF OCCURRENCE
## (FROM HOURLY OBSERVATIONS)

| MONTH | HOURS (LST) | PERCENTAGE FREQUENCY OF RELATIVE HUMIDITY GREATER THAN | | | | | | | | | MEAN RELATIVE HUMIDITY | TOTAL NO OF OBS |
|---|---|---|---|---|---|---|---|---|---|---|---|---|
| | | 10% | 20% | 30% | 40% | 50% | 60% | 70% | 80% | 90% | | |
| | | | | | | | | | | | | |
| | | | | | | | | | | | | |
| | | | | | | | | | | | | |
| | | | | | | | | | | | | |
| | | | | | | | | | | | | |
| | | | | | | | | | | | | |
| | | | | | | | | | | | | |
| | | | | | | | | | | | | |
| | | | | | | | | | | | | |
| | | | | | | | | | | | | |
| | | | | | | | | | | | | |
| | | | | | | | | | | | | |
| | | | | | | | | | | | | |
| TOTALS | | | | | | | | | | | | |

USAFETAC FORM JUL 64 0-87-5 (OL A)

# RELATIVE HUMIDITY

STATION | STATION NAME | PERIOD | MONTH

## CUMULATIVE PERCENTAGE FREQUENCY OF OCCURRENCE
## (FROM HOURLY OBSERVATIONS)

| MONTH | HOURS (L S T) | PERCENTAGE FREQUENCY OF RELATIVE HUMIDITY GREATER THAN | | | | | | | | | MEAN RELATIVE HUMIDITY | TOTAL NO OF OBS |
|---|---|---|---|---|---|---|---|---|---|---|---|---|
| | | 10% | 20% | 30% | 40% | 50% | 60% | 70% | 80% | 90 | | |
| | | | | | | | | | | | | |
| | | | | | | | | | | | | |
| | | | | | | | | | | | | |
| | | | | | | | | | | | | |
| | | | | | | | | | | | | |
| | | | | | | | | | | | | |
| | | | | | | | | | | | | |
| | | | | | | | | | | | | |
| | | | | | | | | | | | | |
| | | | | | | | | | | | | |
| | | | | | | | | | | | | |
| | | | | | | | | | | | | |
| TOTALS | | | | | | | | | | | | |

USAFETAC FORM JUL 64 0-87-5 (OL A)

# RELATIVE HUMIDITY

STATION | STATION NAME | PERIOD | MONTH

## CUMULATIVE PERCENTAGE FREQUENCY OF OCCURRENCE
## (FROM HOURLY OBSERVATIONS)

| MONTH | HOURS (L S T.) | PERCENTAGE FREQUENCY OF RELATIVE HUMIDITY GREATER THAN | | | | | | | | | MEAN RELATIVE HUMIDITY | TOTAL NO OF OBS |
|---|---|---|---|---|---|---|---|---|---|---|---|---|
| | | 10% | 20% | 30% | 40% | 50% | 60% | 70% | 80% | 90% | | |
| | | | | | | | | | | | | |
| | | | | | | | | | | | | |
| | | | | | | | | | | | | |
| | | | | | | | | | | | | |
| | | | | | | | | | | | | |
| | | | | | | | | | | | | |
| | | | | | | | | | | | | |
| | | | | | | | | | | | | |
| | | | | | | | | | | | | |
| | | | | | | | | | | | | |
| | | | | | | | | | | | | |
| TOTALS | | | | | | | | | | | | |

USAFETAC FORM JUL 64 0-87-5 (OL A)

# RELATIVE HUMIDITY

STATION | STATION NAME | PERIOD | MONTH

## CUMULATIVE PERCENTAGE FREQUENCY OF OCCURRENCE
## (FROM HOURLY OBSERVATIONS)

| MONTH | HOURS (LST) | PERCENTAGE FREQUENCY OF RELATIVE HUMIDITY GREATER THAN | | | | | | | | | MEAN RELATIVE HUMIDITY | TOTAL NO OF OBS |
|---|---|---|---|---|---|---|---|---|---|---|---|---|
| | | 10% | 20% | 30% | 40% | 50% | 60% | 70% | 80% | 90 | | |
| | | | | | | | | | | | | |
| | | | | | | | | | | | | |
| | | | | | | | | | | | | |
| | | | | | | | | | | | | |
| | | | | | | | | | | | | |
| | | | | | | | | | | | | |
| | | | | | | | | | | | | |
| | | | | | | | | | | | | |
| | | | | | | | | | | | | |
| | | | | | | | | | | | | |
| | | | | | | | | | | | | |
| | | | | | | | | | | | | |
| TOTALS | | | | | | | | | | | | |

USAFETAC FORM JUL 64 0-87-5 (OL A)

# RELATIVE HUMIDITY

STATION _____ STATION NAME _____ PERIOD _____ MONTH _____

## CUMULATIVE PERCENTAGE FREQUENCY OF OCCURRENCE
## (FROM HOURLY OBSERVATIONS)

| MONTH | HOURS (L S T) | PERCENTAGE FREQUENCY OF RELATIVE HUMIDITY GREATER THAN | | | | | | | | | MEAN RELATIVE HUMIDITY | TOTAL NO OF OBS |
|---|---|---|---|---|---|---|---|---|---|---|---|---|
| | | 10% | 20% | 30% | 40% | 50% | 60% | 70% | 80% | 90% | | |
| | | | | | | | | | | | | |
| | | | | | | | | | | | | |
| | | | | | | | | | | | | |
| | | | | | | | | | | | | |
| | | | | | | | | | | | | |
| | | | | | | | | | | | | |
| | | | | | | | | | | | | |
| | | | | | | | | | | | | |
| | | | | | | | | | | | | |
| | | | | | | | | | | | | |
| | | | | | | | | | | | | |
| | | | | | | | | | | | | |
| | | | | | | | | | | | | |
| TOTALS | | | | | | | | | | | | |

USAFETAC FORM JUL 64 0-87-5 (OL A)

# RELATIVE HUMIDITY

STATION | STATION NAME | PERIOD | MONTH

## CUMULATIVE PERCENTAGE FREQUENCY OF OCCURRENCE
## (FROM HOURLY OBSERVATIONS)

| MONTH | HOURS (LST) | PERCENTAGE FREQUENCY OF RELATIVE HUMIDITY GREATER THAN | | | | | | | | | MEAN RELATIVE HUMIDITY | TOTAL NO OF OBS |
|---|---|---|---|---|---|---|---|---|---|---|---|---|
| | | 10% | 20% | 30% | 40% | 50% | 60% | 70% | 80% | 90% | | |
| | | | | | | | | | | | | |
| | | | | | | | | | | | | |
| | | | | | | | | | | | | |
| | | | | | | | | | | | | |
| | | | | | | | | | | | | |
| | | | | | | | | | | | | |
| | | | | | | | | | | | | |
| | | | | | | | | | | | | |
| | | | | | | | | | | | | |
| | | | | | | | | | | | | |
| | | | | | | | | | | | | |
| | | | | | | | | | | | | |
| TOTALS | | | | | | | | | | | | |

USAFETAC FORM 0-87-5 (OL A)
JUL 64

OPERATING LOCATION "A"
USAFETAC, ASHEVILLE NC

# PART B PRESSURE SUMMARY

Presented in this part are two tables giving the means, standard deviations, and total number of observations of station pressure and sea-level pressure by month and annual for the local hourly observations corresponding to the eight 3-hourly synoptic times GCT. The same computations are also provided at the bottom of the page for all hours combined. All years of data available are combined in both of these tables, although the overall period is limited by service as indicated below.

NOTES: Station pressure not reported for all services until late in 1945.
Station pressure reported only at 6-hourly times for Air Force stations from Jan 64 - Jul 65.
METAR stations do not report Sea-level pressure.

5

1. Station pressure is presented in the table in inches of mercury.

2. Sea-level pressure is presented in millibars.

Provided below is a scale to convert station pressure values in inches of mercury or millibars to pressure-altitude in 1000's of feet. This scale is an enlarged model of the pressure-altitude scale in the Smithsonian Meteorological Tables.

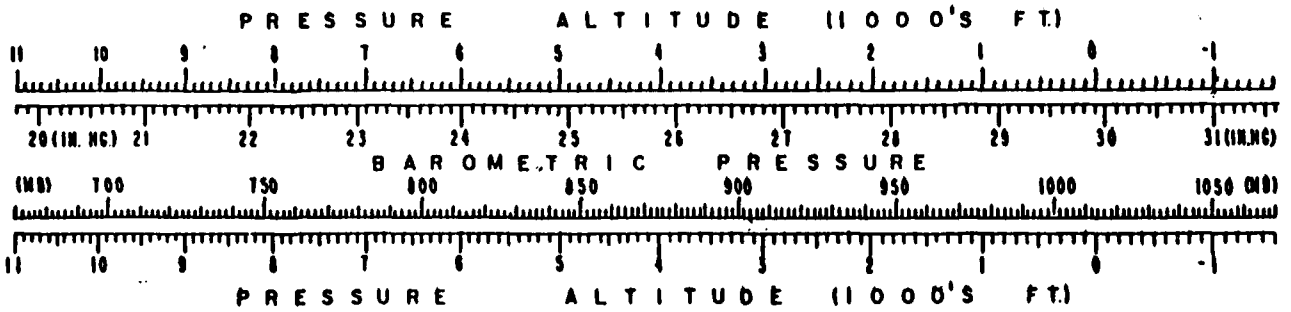

GLOBAL CLIMATOLOGY BRANCH
USAFETAC
AIR WEATHER SERVICE/MAC

# MEANS AND STANDARD DEVIATIONS

STATION PRESSURE IN INCHES HG FROM HOURLY OBSERVATIONS

[illegible] ATSUGI NAS JAPAN 74-83

| STATION | | STATION NAME | | | | | | | | | | | YEARS | |
|---|---|---|---|---|---|---|---|---|---|---|---|---|---|---|
| HRS LST | | JAN | FEB | MAR | APR | MAY | JUN | JUL | AUG | SEP | OCT | NOV | DEC | ANNUAL |
| [illegible] | MEAN | 29.740 | 29.737 | 29.765 | 29.734 | 29.656 | 29.602 | 29.587 | 29.574 | 29.7[illegible] | 29.785 | 29.[illegible] | 29.7[illegible] | 29.71[illegible] |
| | S D | .1[illegible]7 | .185 | .237 | .215 | .196 | .146 | .119 | .157 | .152 | .212 | .212 | [illegible] | [illegible] |
| | TOTAL OBS | 21[illegible] | 191 | 207 | 206 | 21[illegible] | 210 | 11 | 211 | 206 | 243 | 239 | 244 | [illegible] |
| [illegible] | MEAN | 29.734 | 29.73[illegible] | 29.756 | 29.724 | 29.644 | 29.591 | 29.576 | 29.562 | 29.691 | 29.772 | 29.[illegible] | 29.7[illegible] | 29.7[illegible] |
| | S D | .1[illegible]4 | .1[illegible]7 | .272 | .217 | .2[illegible] | .149 | .123 | .164 | .149 | .211 | .214 | [illegible] | [illegible] |
| | TOTAL OBS | 21[illegible] | 185 | 205 | 204 | 21[illegible] | 209 | 206 | 210 | 205 | 241 | 235 | 241 | 255[illegible] |
| [illegible] | MEAN | 29.73[illegible] | 29.746 | 29.771 | 29.748 | 29.675 | 29.593 | 29.6[illegible] | 29.587 | 29.7[illegible] | 29.797 | 29.[illegible] | 29.[illegible] | 29.717 |
| | S D | .19[illegible] | .2[illegible] | .228 | .213 | .2[illegible] | .152 | .124 | .1[illegible] | .147 | .195 | .219 | [illegible] | .2[illegible] |
| | TOTAL OBS | 299 | 273 | 306 | 293 | 30[illegible] | 291 | 299 | 298 | 290 | 301 | 295 | [illegible] | 35[illegible] |
| [illegible] | MEAN | 29.76[illegible] | 29.776 | 29.796 | 29.763 | 29.687 | 29.6[illegible]1 | 29.6[illegible]7 | 29.6[illegible]2 | 29.72[illegible] | 29.[illegible] | 29.[illegible]74 | 29.[illegible] | 29.739 |
| | S D | .19[illegible] | .204 | .2[illegible] | .[illegible] | .2[illegible] | .155 | .123 | .152 | .147 | .204 | .201 | [illegible] | .[illegible]11 |
| | TOTAL OBS | 295 | 271 | 296 | 291 | 294 | 283 | 288 | 291 | 292 | 297 | 2[illegible]7 | [illegible] | 347[illegible] |
| 1[illegible] | MEAN | 29.71[illegible] | 29.73[illegible] | 29.75[illegible] | 29.7[illegible]2 | 29.656 | 29.585 | 29.59[illegible] | 29.576 | 29.69[illegible] | 29.776 | 29.[illegible]24 | 29.7[illegible] | 29.701 |
| | S D | .1[illegible] | .204 | .271 | .217 | .2[illegible] | .155 | .122 | .148 | .14[illegible] | .204 | .226 | [illegible] | .2[illegible] |
| | TOTAL OBS | 29[illegible] | 275 | 302 | 289 | 295 | 294 | 296 | 303 | 294 | 302 | 29[illegible] | [illegible] | 354[illegible] |
| 1[illegible] | MEAN | 29.6[illegible] | 29.684 | 29.698 | 29.659 | 29.619 | 29.56[illegible] | 29.565 | 29.546 | 29.66[illegible] | 29.7[illegible]5 | 29.7[illegible] | 29.7[illegible] | 29.6[illegible] |
| | S D | .198 | .203 | .271 | .218 | .199 | .152 | .12[illegible] | .144 | .15[illegible] | .192 | [illegible] | [illegible] | .2[illegible] |
| | TOTAL OBS | 301 | 271 | 292 | 2[illegible] | 297 | 291 | 296 | 297 | 29[illegible] | 297 | 292 | 3[illegible] | 351[illegible] |
| 1[illegible] | MEAN | 29.71[illegible] | 29.717 | 29.728 | 29.696 | 29.626 | 29.562 | 29.566 | 29.555 | 29.678 | 29.76[illegible] | 29.[illegible] | 29.7[illegible] | 29.6[illegible] |
| | S D | .1[illegible] | .201 | .222 | .216 | .199 | .153 | .121 | .142 | .147 | .2[illegible] | [illegible] | [illegible] | .2[illegible] |
| | TOTAL OBS | 29[illegible] | 276 | 302 | 294 | 303 | 289 | 298 | 302 | 293 | 304 | [illegible] | [illegible] | 355[illegible] |
| [illegible]1 | MEAN | 29.73[illegible] | 29.745 | 29.765 | 29.744 | 29.665 | 29.597 | 29.603 | 29.595 | 29.7[illegible] | 29.8[illegible] | [illegible] | 29.8[illegible] | 29.71[illegible] |
| | S D | .19[illegible] | .2[illegible] | .223 | .209 | .199 | .148 | .121 | .145 | .15[illegible] | .1[illegible] | .217 | .2[illegible] | .2[illegible] |
| | TOTAL OBS | 2[illegible] | 291 | 301 | 289 | 304 | 296 | 296 | 300 | 290 | 301 | 292 | [illegible] | 35[illegible] |
| ALL HOURS | MEAN | 29.726 | 29.733 | 29.753 | 29.729 | 29.654 | 29.585 | 29.587 | 29.575 | 29.69[illegible] | 29.785 | 29.[illegible]37 | 29.796 | 29.7[illegible] |
| | S D | .19[illegible] | .201 | .230 | .217 | .201 | .152 | .123 | .152 | .15[illegible] | .2[illegible] | .2[illegible] | .204 | .2[illegible] |
| | TOTAL OBS | 2196 | 2013 | 2211 | 2144 | 2225 | 2163 | 2192 | 2212 | 217[illegible] | 2286 | 2233 | 2297 | [illegible]33[illegible] |

USAF ETAC FORM OCT 75 0-89-5 (OL A)

END

DATE
FILMED

1-2-85

DTIC