

AD-A153 960

EDUCATIONAL AND NONPROFIT INSTITUTIONS RECEIVING
PRIME CONTRACT AWARDS FOR RDT&E, FY-81. (U)
WASHINGTON HEADQUARTERS SERVICE (DOD) D C DIR FOR
INFO OP & RPTS. FEB 82. D10R/P04-81

1/1

UNCLASSIFIED

F/G 15/5

N/L

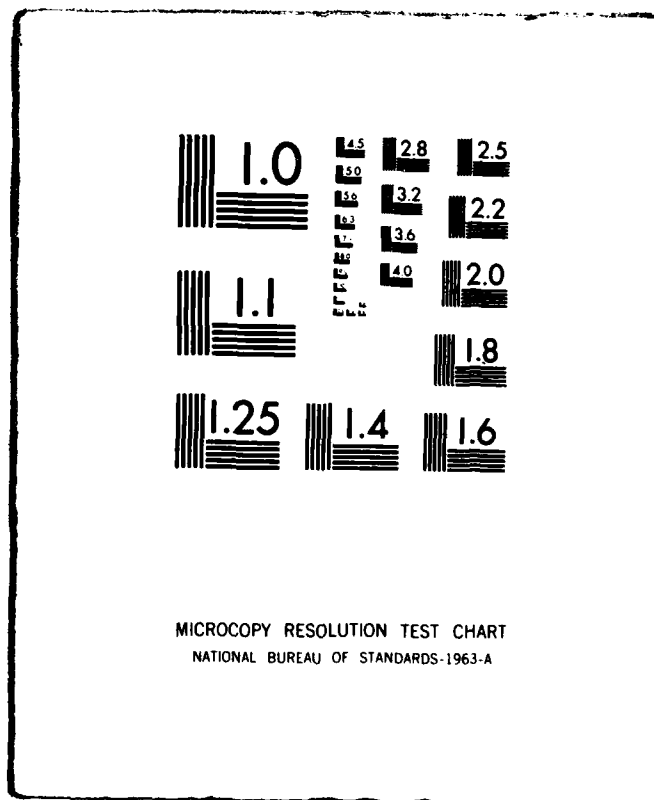
1 OF 1
AD A153 960



END
FILMED
11-04-85

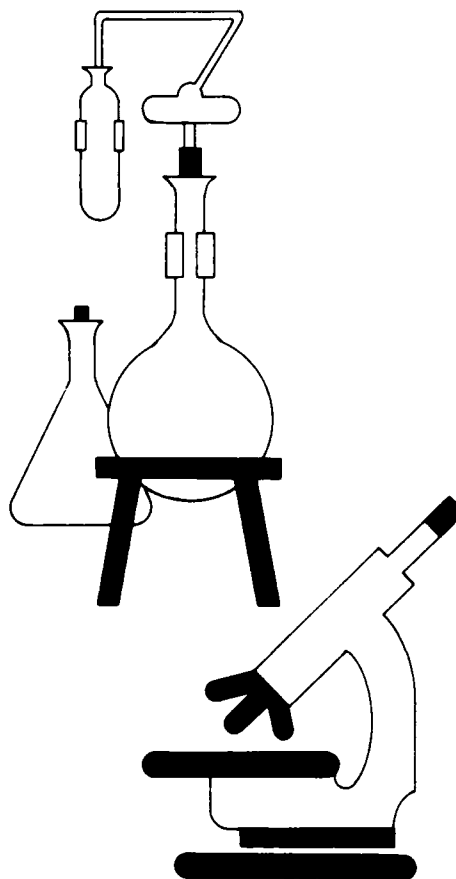
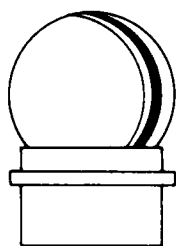

1 OF 1

AD-A153 960



**THIS REPORT IS UNCLASSIFIED AND
ITS DISTRIBUTION IS UNLIMITED**

**EDUCATIONAL AND
NONPROFIT INSTITUTIONS
RECEIVING PRIME CONTRACT
AWARDS FOR RDT&E
Fiscal Year 1981**



D

Department of Defense

**EDUCATIONAL AND NONPROFIT INSTITUTIONS
RECEIVING PRIME CONTRACT AWARDS FOR
RESEARCH, DEVELOPMENT, TEST, AND EVALUATION**

Fiscal Year 1981

Issued Annually by

Department of Defense
Washington Headquarters Services
Directorate for Information
Operations and Reports

February 1982

FOREWORD

Educational and Nonprofit Institutions Receiving Prime Contract Awards for Research, Development, Test, and Evaluation is published annually by the Office of the Secretary of Defense, Washington Headquarters Services, Directorate for Information Operations and Reports (WHS/DIOR).

This report provides information on Department of Defense prime contract awards to educational and nonprofit institutions during Fiscal Year 1981. These data are shown in three sections, organized by awards to:

1. Educational and nonprofit institutions within the United States;
2. U.S. government agencies; and
3. Foreign institutions and government agencies.

Requests for additional information should be addressed to the Director, Washington Headquarters Services, Room 3E843, The Pentagon, Washington, D.C. 20301. The contents of this publication may be reproduced without permission.

TABLE OF CONTENTS

Introduction	1
--------------------	---

Tables:

Table 1. Educational and Other Nonprofit Institutions in the United States Receiving DOD Prime Contracts Over \$10,000 for RDT&E Work: FY 1981	3
Table 2. U.S. Government Agencies Receiving DOD Prime Contract Awards Over \$10,000 for RDT&E Work: FY 1981	11
Table 3. Foreign Institutions and Government Agencies Receiving DOD Prime Contract Awards Over \$10,000 for RDT&E Work: FY 1981	13

INTRODUCTION

This report presents data on Department of Defense (DOD) prime contract awards over \$10,000 for research, development, test, and evaluation (RDT&E) made to educational and non-profit institutions during Fiscal Year (FY) 1981. The data are presented in three tables, each of which lists contractors alphabetically and gives the net value of all awards to the contractor as well as the value of the awards to each of the contractor's locations, where applicable. Table 1 covers awards to educational and other nonprofit institutions in the United States, Table 2 covers awards to U.S. government agencies, and data on awards to foreign institutions and government agencies are provided in Table 3.

NOTES ON COVERAGE

The dollar amounts shown here include prime contract awards over \$10,000 for RDT&E work only. Data on awards for other services, such as training, and on any supplies furnished by the contractor in support of research being done are excluded. Since FY 1980, contract awards for civil functions have been included in these data. (Civil functions encompass planning, programming, designing, constructing, and operating Federal water resource projects for navigation, flood control, hydroelectric power production, water supply, and other-related activities.) The data prior to FY 1980 were limited to military prime contract awards.

The locations shown in the tables are the places where the work was to be performed. Normally, this is a facility of the institution awarded the contract. However, if the work was scheduled to be performed at a Defense facility, such as an Air Force base, the location shown is that of the Defense facility rather than the institution.

HIGHLIGHTS OF FY 1981 DATA

The following table shows the number of institutions receiving contracts and the net value of the awards, by type of institution, for FY 1980 and FY 1981.

TYPE OF INSTITUTION	FISCAL YEAR			
	1980		1981	
	NUMBER	AMOUNT*	NUMBER	AMOUNT*
TOTAL	<u>379</u>	<u>\$1,172</u>	<u>355</u>	<u>\$1,294</u>
U.S. INSTITUTIONS — TOTAL	<u>324</u>	<u>1,136</u>	<u>310</u>	<u>1,256</u>
Educational	203	652	199	711
Other Nonprofit	121	484	111	545
U.S. GOVERNMENT AGENCIES	<u>11</u>	<u>27</u>	<u>10</u>	<u>29</u>
FOREIGN INSTITUTIONS AND GOVERNMENT AGENCIES	<u>44</u>	<u>9</u>	<u>35</u>	<u>9</u>

*Amounts in millions.

In FY 1981, educational and nonprofit institutions received DOD prime contract awards over \$10,000 for RDT&E totaling \$1,294 million, compared to \$1,172 million in FY 1980. This represents an increase of \$122 million or 10 percent. Awards to U.S. institutions had the largest percentage increase, increasing from \$1,136 million in FY 1980 to \$1,265 million in FY 1981, an increase of 11 percent. Awards to U.S. government agencies showed the second largest percentage gain, growing from \$27 million in FY 1980 to \$29 million in FY 1981, an increase of 7 percent. Awards to foreign institutions remained steady at \$9 million in FY 1981.

**Table 1. Educational and Other Nonprofit Institutions
in the United States Receiving DOD Prime Contracts
Over \$10,000 for RDT&E Work: FY 1981**

NAME OF CONTRACTOR AND LOCATION	THOUSANDS OF DOLLARS	NAME OF CONTRACTOR AND LOCATION	THOUSANDS OF DOLLARS
ACADEMY INTERSCIENCE METHODOLOGY CHICAGO ILLINOIS	200 *	AUBURN UNIVERSITY AUBURN ALABAMA	366 *
ACCREDITATION BOARD FOR ENG & TECH NEW YORK NEW YORK	239 *	BATTELLE MEMORIAL INSTITUTE WASHINGTON DC	16,600 *
ACOUSTICAL SOCIETY OF AMERICA NEW YORK NEW YORK	17 *	ABERDEEN PROV MARYLAND	146
ADVANCED INTL STUDIES INSTITUTE WASHINGTON DC	250 *	ADELPHI MARYLAND	882
AEROSPACE CORP EL SEGUNDO CALIFORNIA	198,931 *	ANNAPOLIS MARYLAND	14
AKRON UNIVERSITY OF AKRON OHIO	130 *	ANN ARBOR MICHIGAN	24
ALABAMA UNIVERSITY OF BIRMINGHAM ALABAMA	1,158 *	ATLANTA GEORGIA	51
HUNTSVILLE ALABAMA	226	CLEARWATER FLORIDA	75
UNIVERSITY ALABAMA	759	FORT DETRICK MARYLAND	11
	173	DOVER NEW JERSEY	11
ALASKA UNIVERSITY OF FAIRBANKS CITY ALASKA	559 *	WHITE SANDS MS NEW MEXICO	426
	559	FORT MONMOUTH NEW JERSEY	283
AMERICAN FOUNDATION BIOLOGICAL ROCKVILLE MARYLAND	611 *	DURHAM NCAR	225
	611	FORT BELVOIR VIRGINIA	261
AMERICAN HEALTH FOUNDATION NEW YORK NEW YORK	1,509 *	FORT EUSTIS VIRGINIA	150
	1,509	FORT LEE VIRGINIA	176
AMERICAN INSTITUTE FOR RESEARCH WASHINGTON DC	752 *	FORT MONROE VIRGINIA	32
	752	FORT SILL OKLAHOMA	535
AMERICAN RED CROSS WASHINGTON DC	62 *	COLUMBUS OHIO	11
	62	DEER PARK NEW YORK	11,456
AMERICAN REGISTRY OF PATHOLOGY WASHINGTON DC	38 *	HUNTSVILLE ALABAMA	17
	38	FORT GORDON GEORGIA	262
AMERICAN SOCIETY FOR ENGINEERING WASHINGTON DC	340 *	FORT BLISS TEXAS	39
	340	RICHLAND WASHINGTON	69
AMERICAN SOCIETY MECHANICAL ENGRS NEW YORK NEW YORK	12 *	FORT WORTH TEXAS	665
	12	VICKSBURG MISS	19
AMERICAN UNIVERSITY WASHINGTON DC	98 *	WALTHAM MASS	11
	98	REDS ONE ARSEN ALABAMA	15
ANALYTIC SERVICES INC ARLINGTON VIRGINIA	6,934 *	WATERLOO MASS	448
WILLOW GROVE PA	6,813	RESEARCH TRIAN NCAR	22
WRIGHT PATTERS OHIO	59	WARREN MICHIGAN	214
	62	SANTA MONICA CALIFORNIA	12
ARIZONA STATE UNIVERSITY TEMPE ARIZONA	546 *	WRIGHT PATTERS OHIO	13
	546		25
ARIZONA UNIVERSITY OF TUCSON ARIZONA	3,436 *	BAYLOR UNIVERSITY DALLAS TEXAS	319 *
	3,436	HOUSTON TEXAS	70
ARKANSAS UNIVERSITY OF ARKADELPHIA ARKANSAS	145 *		249
FAYETTEVILLE ARKANSAS	96	BETH ISRAEL HOSPITAL BOSTON MASS	98 *
	49	NEW YORK NEW YORK	38
ASSOCIATION FOR PHYS & SYS MATH FRANCONIA NH	22 *		60
	22	BJORKSTEN RESEARCH LABORATORIES MADISON WISCONSIN	121 *
ATLANTA UNIVERSITY OF ATLANTA GEORGIA	202 *		121
GREENSBORO NCAR	162	BLOOD RESEARCH INSTITUTE INC BOSTON MASS	67 *
	40		67
		BOSTON COLLEGE CHESTNUT HILL MASS	2,868 *
		HANSCOM AFB MASS	2,200
		NEWTON MASS	15
		WESTON MASS	248
			405
		BOSTON UNIVERSITY BOSTON MASS	2,584 *
		CHESTNUT HILL MASS	2,532
			52
		BOWLING GREEN STATE UNIVERSITY BOWLING GREEN OHIO	72 *
		WILLIAMS AFB ARIZONA	43
			29
		BRADLEY UNIVERSITY PEORIA ILLINOIS	65 *
			65
		BRANDEIS UNIVERSITY WALTHAM MASS	71 *
			71

**Table 1. Educational and Other Nonprofit Institutions
in the United States Receiving DOD Prime Contracts
Over \$10,000 for RDT&E Work: FY 1981
(Continued)**

NAME OF CONTRACTOR AND LOCATION	THOUSANDS OF DOLLARS	NAME OF CONTRACTOR AND LOCATION	THOUSANDS OF DOLLARS
BRIGHAM YOUNG UNIVERSITY PROVO UTAH	178 * 178	CITY UNIVERSITY OF NEW YORK FLUSHING NEW YORK NEW YORK NEW YORK	278 * 16 262
BROOKDALE COMMUNITY COLLEGE MIDDLETOWN NEW JERSEY	13 * 13	CLAREMONT COLLEGES & UNIV CENTER CLAREMONT CALIFORNIA	25 * 25
BROOKINGS INSTITUTION WASHINGTON DC	22 * 22	CLARKSON COLLEGE OF TECHNOLOGY POTSDAM NEW YORK	436 * 436
BROWN UNIVERSITY PROVIDENCE RI	1,341 * 1,341	CLEMSON UNIVERSITY CLEMSON SCAR	963 * 963
CALIFORNIA INSTITUTE OF TECHNOLOGY PASADENA CALIFORNIA	3,981 * 3,981	COLORADO SCHOOL OF MINES GOLDEN COLORADO	383 * 383
CALIFORNIA STATE COLLEGE HAYWARD CALIFORNIA	70 * 70	COLORADO STATE UNIVERSITY FORT COLLINS COLORADO	2,344 * 2,344
CALIFORNIA STATE OF BERKELEY CALIFORNIA SACRAMENTO CALIFORNIA	133 * 68 65	COLORADO UNIVERSITY BOULDER COLORADO COLORADO SPGS COLORADO DENVER COLORADO	1,607 * 1,473 95 39
CALIFORNIA STATE UNIVERSITY LONG BEACH CALIFORNIA NORTHRIDGE CALIFORNIA SACRAMENTO CALIFORNIA	133 * 65 18 50	COLUMBIA UNIVERSITY NEW YORK NEW YORK PALISADES NEW YORK	5,324 * 4,991 333
CALIFORNIA UNIVERSITY OF BERKELEY CALIFORNIA DAVIS CALIFORNIA IRVINE CALIFORNIA LA JOLLA CALIFORNIA LIVERMORE CALIFORNIA LOS ANGELES CALIFORNIA RIVERSIDE CALIFORNIA SAN DIEGO CALIFORNIA SAN FRANCISCO CALIFORNIA SANTA BARBARA CALIFORNIA SANTA CRUZ CALIFORNIA SEPULVEDA CALIFORNIA WRIGHT PATTERS OHIO	29,878 * 7,526 117 1,359 10,362 35 3,672 388 739 451 1,414 147 60 3,608	CONFERENCE BOARD OF MATH SCIENCES WASHINGTON DC	19 * 19
CAPITOL RADIO ENGINEERING INST INC SILVER SPRING MARYLAND	1,639 * 1,639	CONNECTICUT UNIVERSITY OF FARMINGTON CONN STORRS CONN	702 * 236 466
CARNEGIE MELLON UNIVERSITY PITTSBURGH PA	7,295 * 7,295	COORDINATING RESEARCH COUNCIL INC ATLANTA GEORGIA	140 * 140
CASE WESTERN RESERVE UNIVERSITY CLEVELAND OHIO	2,335 * 2,335	CORNELL UNIVERSITY ITHACA NEW YORK NEW YORK NEW YORK	4,087 * 3,918 169
CATHOLIC UNIVERSITY OF AMERICA WASHINGTON DC	623 * 623	DARTMOUTH COLLEGE HANOVER NH	233 * 233
CENTRAL FLORIDA UNIVERSITY OF ORLANDO FLORIDA	59 * 59	DAYTON UNIVERSITY OF KIRTLAND AFB NEW MEXICO WILLIAMS AFB ARIZONA EDWARDS AFB CALIFORNIA DAYTON OHIO WRIGHT PATTERS OHIO	13,551 * 2,251 963 308 6,049 3,980
CHARLES STARK DRAPER LABS INC CAMBRIDGE MASS	47,871 * 47,871	DECISION ANALYSIS & RSCH INSTITUTE BOULDER COLORADO	35 * 35
CHICAGO UNIVERSITY CHICAGO ILLINOIS	662 * 662	DELAWARE UNIVERSITY OF NEWARK DELAWARE	551 * 551
CINCINNATI UNIVERSITY OF CINCINNATI OHIO	482 * 482	DENVER UNIVERSITY OF DENVER COLORADO	1,084 * 1,084
CITY OF HOPE MEDICAL CENTER DUARTE CALIFORNIA	50 * 50	DETROIT UNIVERSITY OF DETROIT MICHIGAN	23 * 23
CITY UNIV OF NEW YORK RSCH FOUND FLUSHING NEW YORK NEW YORK NEW YORK	135 * 76 59	DISCOVER FOUNDATION INC WESTMINSTER MARYLAND	197 * 197
		DREXEL UNIVERSITY PHILADELPHIA PA	952 * 952

**Table 1. Educational and Other Nonprofit Institutions
in the United States Receiving DOD Prime Contracts
Over \$10,000 for RDT&E Work: FY 1981
(Continued)**

NAME OF CONTRACTOR AND LOCATION	THOUSANDS OF DOLLARS	NAME OF CONTRACTOR AND LOCATION	THOUSANDS OF DOLLARS
DUKE UNIVERSITY DURHAM NCAR	1,335 * 1,335	HAHNEMANN MEDICAL COLLEGE & HOSPIT PHILADELPHIA PA	378 * 378
EINSTEIN ALBERT COLLEGE OF MEDICIN BRONX NEW YORK	98 * 98	HAMPTON INSTITUTE HAMPTON VIRGINIA	45 * 45
EMMANUEL COLLEGE BOSTON MASS LEXINGTON MASS	813 * 33 780	HARBOR GENERAL HOSPITAL TORRANCE CALIFORNIA	35 * 35
E. ENVIRONMENTAL RSCH INST OF MICH ANN ARBOR MICHIGAN	6,011 * 6,011	HARVARD UNIVERSITY CAMBRIDGE MASS	2,576 * 2,576
FAIRLEIGH DICKINSON UNIVERSITY HACKENSACK NEW JERSEY	60 * 60	HAWAII UNIVERSITY OF HONOLULU CITY HAWAII	1,895 * 1,895
FLORIDA DEPARTMENT OF NATURAL RES TALLAHASSEE FLORIDA	41 * 41	HOUSTON UNIVERSITY OF HOUSTON TEXAS	738 * 738
FLORIDA GAME & FRESH WATER FISH TALLAHASSEE FLORIDA	25 * 25	HOWARD UNIVERSITY WASHINGTON DC	672 * 672
FLORIDA INSTITUTE OF TECHNOLOGY MELBOURNE FLORIDA	35 * 35	HUDSON INSTITUTE CROTON ON HUDS NEW YORK	525 * 525
FLORIDA STATE UNIVERSITY GAINESVILLE FLORIDA TALLAHASSEE FLORIDA	1,659 * 291 1,368	HUMAN RESOURCES RESEARCH ORGN GERMANY ALEXANDRIA VIRGINIA	3,237 * 641 2,596
FLORIDA TECHNOLOGICAL UNIVERSITY ORLANDO FLORIDA	1,717 * 1,717	ILLINOIS INSTITUTE TECHNOLOGY ANNAPOLIS MARYLAND CHICAGO ILLINOIS GRIFFISS AFB NEW YORK ROME NEW YORK WRIGHT PATTERS OHIO	36,452 * 30,292 5,172 435 341 212
FLORIDA UNIVERSITY GAINESVILLE FLORIDA	1,725 * 1,725	ILLINOIS UNIVERSITY OF CHAMPAIGN ILLINOIS CHICAGO ILLINOIS URBANA ILLINOIS	6,148 * 375 1,118 4,655
FOREIGN POLICY RESEARCH INSTITUTE PHILADELPHIA PA	48 * 48	INDIANA UNIVERSITY BLOOMINGTON INDIANA INDIANAPOLIS INDIANA	442 * 418 24
FRANKLIN INSTITUTE OF PENNSYLVANIA PHILADELPHIA PA	201 * 201	INDIANA UNIVERSITY FOUNDATION BLOOMINGTON INDIANA INDIANAPOLIS INDIANA	57 * 26 31
FRANKLIN INSTITUTE RESEARCH LAB PHILADELPHIA PA	752 * 752	INDIANAPOLIS CTR FOR ADVANCE RSCH INDIANAPOLIS INDIANA	104 * 104
GEOPHYSICAL INSTITUTE OF ALASKA FAIRBANKS CITY ALASKA	16 * 16	INSTITUTE FOR ADVANCED STUDY PRINCETON NEW JERSEY	24 * 24
GEORGE WASHINGTON UNIVERSITY WASHINGTON DC	2,307 * 2,307	INSTITUTE FOR DEFENSE ANALYSIS ARLINGTON VIRGINIA	14,690 * 14,690
GEORGETOWN UNIVERSITY WASHINGTON DC	1,257 * 1,257	INSTITUTE FOR EXP PSYCHIATRY INC MERION PA	65 * 65
GEORGIA INSTITUTE TECH ATLANTA GEORGIA	5,437 * 5,437	INSTITUTE FOREIGN POLICY ANALYSIS CAMBRIDGE MASS	305 * 305
GEORGIA STATE COLLEGE ATLANTA GEORGIA	33 * 33	INSTITUTE MEDICAL RSCH SANTA CLARA SAN JOSE CALIFORNIA	52 * 52
GEORGIA TECH RESEARCH INSTITUTE ATLANTA GEORGIA	18,261 * 18,261	INSTITUTE OF GAS TECHNOLOGY CHICAGO ILLINOIS	89 * 89
GEORGIA UNIVERSITY OF ATHENS GEORGIA	244 * 244	INTERNATIONAL READING ASSOCIATION NEWARK DELAWARE	45 * 45
GORGAS MEMORIAL INSTITUTE OF TROP WASHINGTON DC	210 * 210		
GULF SOUTH RESEARCH INSTITUTE NEW ORLEANS LOUISIANA	138 * 138		

**Table 1. Educational and Other Nonprofit Institutions
in the United States Receiving DOD Prime Contracts
Over \$10,000 for RDT&E Work: FY 1981
(Continued)**

NAME OF CONTRACTOR AND LOCATION	THOUSANDS OF DOLLARS	NAME OF CONTRACTOR AND LOCATION	THOUSANDS OF DOLLARS
INTERNATIONAL RESEARCH INSTITUTE MCLEAN VIRGINIA	29 *	MASSACHUSETTS INSTITUTE TECHNOLOGY CAMBRIDGE MASS	163,827 *
IOWA STATE UNIV OF SCIENCE & TECH AMES IOWA	195 *	LEXINGTON MASS	26,108
DES MOINES IOWA	23	MASSACHUSETTS UNIVERSITY OF AMHERST MASS	137,719
IOWA UNIVERSITY OF IOWA CITY IOWA	1,223 *		1,577 *
JACKSON STATE UNIVERSITY JACKSON MISS	223 *		1,577
JACKSONVILLE STATE UNIVERSITY JACKSONVILLE ALABAMA	223	MAYO FOUNDATION ROCHESTER MINNESOTA	100 *
JOHN CARROLL UNIVERSITY CLEVELAND OHIO	224 *		100
JOHNS HOPKINS UNIVERSITY BALTIMORE MARYLAND	186,350 *	MEDICAL COLLEGE OF OHIO TOLEDO OHIO	164 *
LAUREL MARYLAND	103,884		164
SCAGGSVILLE MARYLAND	118,382	MEDICAL COLLEGE OF WISCONSIN MILWAUKEE WISCONSIN	81 *
KANSAS STATE UNIVERSITY MANHATTAN KANSAS	290 *		81
	290	MEDICAL UNIV OF SOUTH CAROLINA CHARLESTON SCAR	76 *
KANSAS UNIVERSITY OF KANSAS CITY KANSAS	344 *		76
LAWRENCE KANSAS	194	MEHARRY MEDICAL COLLEGE NASHVILLE TENNESSEE	34 *
KENTUCKY RESEARCH FOUNDATION LEXINGTON KENTUCKY	95 *		34
	95	MIAMI UNIVERSITY OXFORD OHIO	43 *
KENTUCKY UNIVERSITY OF LEXINGTON KENTUCKY	61 *		18
	61	WRIGHT PATTERS OHIO	25
LA JOLLA INSTITUTE ROCKVILLE MARYLAND	548 *	MIAMI UNIVERSITY OF CORAL GABLES FLORIDA	2,785 *
LA JOLLA CALIFORNIA	35	MIAMI MIAMI FLORIDA	2,406
LEHIGH UNIVERSITY BETHLEHEM PA	1,099 *		379
	1,099	MICHAEL REESE RESEARCH FOUNDATION CHICAGO ILLINOIS	97 *
LOUISIANA STATE UNIVERSITY OF BATON ROUGE LOUISIANA	1,020 *		97
NEW ORLEANS LOUISIANA	974	MICHIGAN STATE DEPT OF HEALTH LANSING MICHIGAN	15 *
LOUISVILLE UNIVERSITY OF LOUISVILLE KENTUCKY	159 *		15
	159	MICHIGAN STATE UNIVERSITY EAST LANSING MICHIGAN	863 *
LOWELL OBSERVATORY FLAGSTAFF ARIZONA	31 *		863
	31	MICHIGAN TECHNOLOGICAL UNIVERSITY HOUGHTON MICHIGAN	787 *
LOWELL TECHNOLOGICAL INSTITUTE LOWELL MASS	287 *		787
	287	MICHIGAN UNIVERSITY OF ANN ARBOR MICHIGAN	3,504 *
LOWELL UNIVERSITY OF LOWELL MASS	84 *		3,504
	84	MIDWEST RESEARCH INSTITUTE KANSAS CITY MISSOURI	759 *
MAINE UNIVERSITY OF ORONO MAINE	70 *		759
	70	MILITARY OPERATIONS RESEARCH SOC ALEXANDRIA VIRGINIA	63 *
MARINE BIOLOGICAL LABORATORY WOODS HOLE MASS	34 *		63
	34	MINNESOTA UNIVERSITY OF MINNEAPOLIS MINNESOTA	1,960 *
MARYLAND UNIVERSITY OF BALTIMORE MARYLAND	6,775 *		1,120
COLLEGE PARK MARYLAND	2,451	ST PAUL MINNESOTA	840
	4,324	MISSISSIPPI STATE UNIVERSITY MISSISSIPPI CI MISS	187 *
		STATE COLLEGE MISS	28
		MISSISSIPPI UNIVERSITY OF JACKSON MISS	159
		UNIVERSITY MISS	564 *
			195
		MISSOURI UNIVERSITY OF COLUMBIA MISSOURI	369
		KANSAS CITY MISSOURI	1,040 *
		ROLLA MISSOURI	609
			78
			353
		MITRE CORP BEDFORD MASS	128,789 *
			39
			128,750

Note: An " - " indicates a minus amount (cancellations exceeded new awards).

**Table 1. Educational and Other Nonprofit Institutions
in the United States Receiving DOD Prime Contracts
Over \$10,000 for RDT&E Work: FY 1981
(Continued)**

NAME OF CONTRACTOR AND LOCATION	THOUSANDS OF DOLLARS	NAME OF CONTRACTOR AND LOCATION	THOUSANDS OF DOLLARS
MONMOUTH COLLEGE WEST LONG BRAN NEW JERSEY	12 * 12	NEW YORK STATE UNIVERSITY OF ALBANY NEW YORK	247 * 170
MONTANA STATE UNIVERSITY BOZEMAN MONTANA	230 * 230	BINGHAMTON NEW YORK NEW YORK NEW YORK	23 54
MONTEFIORE HOSPITAL MEDICAL CENTER NEW YORK NEW YORK	41 * 41	NEW YORK UNIVERSITY NEW YORK NEW YORK	1,134 * 1,134
MOREHOUSE COLLEGE ATLANTA GEORGIA	52 * 52	NORTH CAROLINA AGRI & TECH STATE U GREENSBORO NCAR	578 * 578
MORGAN STATE COLLEGE BALTIMORE MARYLAND	50 * 50	NORTH CAROLINA STATE UNIVERSITY CHAPEL HILL NCAR	1,201 * 33
MORRIS BROWN COLLEGE ATLANTA GEORGIA	33 * 33	RALEIGH NCAR	1,168
MOUNT SINAI HOSPITAL NEW YORK NEW YORK	31 * 31	NORTH CAROLINA UNIVERSITY OF CHAPEL HILL NCAR	859 * 773
MOUNT WASHINGTON OBSERVATORY WARNER NH	12 * 12	WILMINGTON NCAR	86
NATIONAL COUNCIL ON RADN PROT MEAS WASHINGTON DC	15 * 15	NORTH DAKOTA UNIVERSITY OF GRAND FORKS NDAK	30 * 30
NATIONAL COUNCIL SOVIET EAST EUROP WASHINGTON DC	115 * 115	NORTH TEXAS STATE UNIVERSITY DENTON TEXAS	240 * 240
NATIONAL GRADUATE UNIVERSITY WASHINGTON DC	11 * 11	NORTHEASTERN RESEARCH FOUNDATION BOOTHBAY HARBO MAINE	126 * 126
NEBRASKA UNIVERSITY OF LINCOLN NEBRASKA	258 * 258	NORTHEASTERN UNIVERSITY BOSTON MASS	1,554 * 1,554
NEVADA UNIVERSITY OF RENO NEVADA	224 * 224	NORTHERN ARIZONA UNIVERSITY FLAGSTAFF ARIZONA	100 * 100
NEW HAMPSHIRE UNIVERSITY OF DURHAM NH	653 * 653	NORTHWESTERN UNIVERSITY EVANSTON ILLINOIS	2,514 * 2,514
NEW JERSEY COLLEGE MEDICINE DENTIS NEWARK NEW JERSEY	79 * 79	NOTRE DAME UNIVERSITY OF NOTRE DAME INDIANA	266 * 266
NEW JERSEY INSTITUTE OF TECHNOLOGY NEWARK NEW JERSEY	18 * 18	NOVA UNIVERSITY OF ADVANCED TECH MELBOURNE FLORIDA	80 * 80
NEW MEXICO INSTITUTE MINING & TECH SOCORRO NEW MEXICO	1,843 * 1,843	OAKLAND UNIVERSITY ROCHESTER MICHIGAN	125 * 125
NEW MEXICO STATE UNIVERSITY LAS CRUCES NEW MEXICO	3,994 * 1,710	OHIO STATE OF COLUMBUS OHIO	40 * 40
WHITE SANDS MS NEW MEXICO	2,284	OHIO STATE UNIV RESERCH FOUNDATION COLUMBUS OHIO	3,450 * 3,450
NEW MEXICO UNIVERSITY OF ALBUQUERQUE NEW MEXICO	6,631 * 373	OHIO STATE UNIVERSITY THE COLUMBUS OHIO	1,149 * 1,149
KIRTLAND AFB NEW MEXICO	6,258	OHIO UNIVERSITY ATHENS OHIO	59 * 59
NEW ORLEANS UNIVERSITY OF NEW ORLEANS LOUISIANA	63 * 63	OHIO WESLEYAN UNIVERSITY DELAWARE OHIO	74 * 74
NEW YORK BLOOD CENTER INC NEW YORK NEW YORK	75 * 75	OKLAHOMA STATE UNIVERSITY OF EGLIN AFB FLORIDA	2,177 * 1,218
NEW YORK POLYTECHNIC INSTITUTE BROOKLYN NEW YORK	1,783 * 1,718	STILLWATER OKLAHOMA	959
NEW YORK NEW YORK	65	OKLAHOMA UNIVERSITY OF NORMAN OKLAHOMA	527 * 469
NEW YORK STATE UNIV RESEARCH FOUND ALBANY NEW YORK	1,780 * 1,676	OKLAHOMA CITY OKLAHOMA	58
BUFFALO NEW YORK	26	OLD DOMINION COLLEGE NORFOLK VIRGINIA	54 * 54
STONY BROOK NEW YORK	78		

**Table 1. Educational and Other Nonprofit Institutions
in the United States Receiving DOD Prime Contracts
Over \$10,000 for RDT&E Work: FY 1981
(Continued)**

NAME OF CONTRACTOR AND LOCATION	THOUSANDS OF DOLLARS	NAME OF CONTRACTOR AND LOCATION	THOUSANDS OF DOLLARS
OLD DOMINION UNIVERSITY RSCH FOUND NORFOLK VIRGINIA	724 *	QUEENS HOSPITAL MEDICAL CENTER HONOLULU CITY HAWAII	141 *
OREGON GRADUATE CTR FOR STUDY RES BEAVERTON OREGON	172 *	RAND CORP SANTA MONICA CALIFORNIA	20,467 *
OREGON STATE UNIVERSITY CORVALLIS OREGON	3,380 *	REGIS COLLEGE WESTON MASS	392 *
OREGON UNIVERSITY OF EUGENE OREGON	340 *	RENSSELAER POLYTECHNIC INSTITUTE TROY NEW YORK	1,942 *
PORTLAND OREGON	252		1,942
	88	RESEARCH FOUNDATION OF SUNY BUFFAL BUFFALO NEW YORK	61 *
PALISADES GEOPHYSICAL INSTITUTE BERMUDA	1,662 *		61 *
BLAUVELT NEW YORK	210	RESEARCH INSTITUTE OF COLORADO FORT COLLINS COLORADO	31 *
MIAMI FLORIDA	429		31 *
WEST NYACK NEW YORK	11	RESEARCH TRIANGLE INSTITUTE RESEARCH TRIAN NCAR	1,376 *
	1,012		1,376
PALISADES INSTITUTE NEW YORK NEW YORK	780 *	RHODE ISLAND UNIVERSITY OF KINGSTON RI	1,749 *
	780		1,749
PASADENA FOUNDATION MEDICAL RSCH PASADENA CALIFORNIA	50 *	RICE UNIVERSITY HOUSTON TEXAS	446 *
	50		446
PENNSYLVANIA COLLEGE OF OPTOMETRY PHILADELPHIA PA	17 *	RIVERSIDE RESEARCH INSTITUTE ARLINGTON VIRGINIA	3,097 *
	17	NEW YORK NEW YORK	463
PENNSYLVANIA HOSPITAL CONTRIBUTORS PHILADELPHIA PA	113 *		2,634
	113	ROCHESTER INSTITUTE OF TECHNOLOGY ROCHESTER NEW YORK	53 *
PENNSYLVANIA STATE UNIVERSITY HERSHEY PA	15,018 *		53
STATE COLLEGE PA	16	ROCHESTER UNIVEFSTY OF ARLINGTON VIRGINIA	15,044 *
UNIVERSITY PARK PA	1,216	ROCHESTER NEW YORK	13,431
	13,786		1,613
PENNSYLVANIA UNIVERSITY OF WASHINGTON DC	5,424 *	ROCKEFELLER UNIVERSITY NEW YORK NEW YORK	147 *
PHILADELPHIA PA	126		147
	5,298	RUTGERS UNIVERSITY NEW BRUNSWICK NEW JERSEY	708 *
PETER BENT BRIGHAM HOSPITAL BOSTON MASS	252 *	PISCATAWAY NEW JERSEY	481
	252		227
PHILADELPHIA CHILDRENS HOSPITAL PHILADELPHIA PA	74 *	S R I INTERNATIONAL ARLINGTON VIRGINIA	33,609 *
	74	MENLO PARK CALIFORNIA	12
PITTSBURGH UNIVERSITY OF PITTSBURGH PA	1,826 *	MOFFETT FIELD CALIFORNIA	33,047
	1,826		550
POLYTECHNIC INSTITUTE OF NEW YORK BROOKLYN NEW YORK	12 *	SAINT JOSEPH COLLEGE MARYLAND PHILADELPHIA PA	60 *
	12		60
PORTLAND STATE UNIVERSITY PORTLAND OREGON	185 *	SAINT LOUIS UNIVERSITY CAHOKIA ILLINOIS	272 *
	185	ST LOUIS MISSOURI	20
POTOMAC INSTITUTE FOR ECON RESEARC WASHINGTON DC	84 *		252
	84	SALK INSTITUTE THE SWIFTWATER PA	1,074 *
PRINCETON UNIVERSITY PRINCETON NEW JERSEY	2,684 *		1,074
	2,684	SAN DIEGO SOCIETY OF NATURAL HISTO SAN DIEGO CALIFORNIA	33 *
PUERTO RICO UNIVERSITY OF MAYAGUEZ PUERTO RCO	145 *		33
SAN JUAN PUERTO RCO	56	SAN DIEGO STATE UNIV FOUNDATION SAN DIEGO CALIFORNIA	62 *
	89		62
PURDUE RESEARCH FOUNDATION LAFAYETTE INDIANA	1,952 *	SAN DIEGO UNIVERSITY FOUNDATION SAN DIEGO CALIFORNIA	144 *
WEST LAFAYETTE INDIANA	124		144
	1,828	SAN FRANCISCO UNIVERSITY OF SAN FRANCISCO CALIFORNIA	27 *
PURDUE UNIVERSITY LAFAYETTE INDIANA	283 *		27
WEST LAFAYETTE INDIANA	54		
	229		

**Table 1. Educational and Other Nonprofit Institutions
in the United States Receiving DOD Prime Contracts
Over \$10,000 for RDT&E Work: FY 1981
(Continued)**

NAME OF CONTRACTOR AND LOCATION	THOUSANDS OF DOLLARS	NAME OF CONTRACTOR AND LOCATION	THOUSANDS OF DOLLARS
SAN JOSE STATE UNIVERSITY FOUND	331 *	SYRACUSE UNIVERSITY RESEARCH CORP	775 *
LONG BEACH CALIFORNIA	226	SYRACUSE NEW YORK	775
SAN JOSE CALIFORNIA	105		
SCRIPPS CLINIC RESEARCH	146 *	TEMPLE UNIVERSITY	68 *
LA JOLLA CALIFORNIA	146	PHILADELPHIA PA	68
SOCIETY INDUSTRIAL APPLIED MATH	20 *	TENNESSEE UNIVERSITY OF	1,061 *
PHILADELPHIA PA	20	KNOXVILLE TENNESSEE	661
SOCIETY OF AUTOMOTIVE ENGINEERS	50 *	MEMPHIS TENNESSEE	46
WARRENDALE PA	50	TULLAHOMA TENNESSEE	354
SOUTH ALABAMA UNIVERSITY OF	12 *	TEXAS A & M RESEARCH FOUNDATION	3,005 *
MOBILE ALABAMA	12	COLLEGE STATIO TEXAS	3,005
SOUTH CAROLINA UNIVERSITY OF	309 *	TEXAS A & M UNIVERSITY	612 *
COLUMBIA SCAR	309	COLLEGE STATIO TEXAS	612
SOUTH CAROLINE WILDLIFE RESOURCES	23 *	TEXAS CHRISTIAN UNIVERSITY	197 *
HARTWELL GEORGIA	23	FORT WORTH TEXAS	197
SOUTH DAKOTA STATE UNIVERSITY	79 *	TEXAS TECHNOLOGICAL COLLEGE	1,695 *
BROOKINGS SDAK	79	LUBBOCK TEXAS	1,695
SOUTH FLORIDA UNIVERSITY OF	307 *	TEXAS UNIVERSITY OF	16,514 *
TAMPA FLORIDA	307	ARLINGTON TEXAS	70
SOUTHEASTERN CTR ELECT ENGR EDUC	2,575 *	AUSTIN TEXAS	15,415
ORLANDO FLORIDA	136	DALLAS TEXAS	95
ST CLOUD FLORIDA	2,217	EL PASO TEXAS	135
WRIGHT PATTERS OHIO	222	GALVESTON TEXAS	61
SOUTHEASTERN MASS TECH INSTITUTE	62 *	HOUSTON TEXAS	50
DARTMOUTH MASS	62	RICHARDSON TEXAS	102
SOUTHERN CALIFORNIA UNIVERSITY OF	12,614 *	SAN ANTONIO TEXAS	586
LOS ANGELES CALIFORNIA	12,499	TRINITY UNIVERSITY	54 *
MARINA DEL REY CALIFORNIA	115	SAN ANTONIO TEXAS	54
SOUTHERN ILLINOIS UNIVERSITY	12 *	TUFTS UNIVERSITY	292 *
EDWARDSVILLE ILLINOIS	12	BOSTON MASS	43
SOUTHERN METHODIST UNIVERSITY OF	435 *	MEDFORD MASS	249
DALLAS TEXAS	435	TULANE UNIVERSITY OF LOUISIANA	125 *
SOUTHERN RESEARCH INSTITUTE	1,643 *	COVINGTON LOUISIANA	95
BIRMINGHAM ALABAMA	1,643	NEW ORLEANS LOUISIANA	30
SOUTHWEST RESEARCH INSTITUTE	4,629 *	TULSA UNIVERSITY OF	48 *
SAN ANTONIO TEXAS	4,629	TULSA OKLAHOMA	48
SOUTHWESTERN LOUISIANA UNIVERSITY	13 *	TUSKEGEE INSTITUTE	62 *
LAFAYETTE LOUISIANA	13	TUSKEGEE ALABAMA	62
STANFORD UNIVERSITY	18,004 *	UNDERSEA MEDICAL SOCIETY INC	53 *
MENLO PARK CALIFORNIA	95	BETHESDA MARYLAND	53
PALO ALTO CALIFORNIA	254	UNIVERSITY HOSPITAL INC	90 *
STANFORD CALIFORNIA	17,655	BOSTON MASS	90
STEVENS INSTITUTE OF TECHNOLOGY	1,669 *	UTAH STATE UNIVERSITY	8,700 *
HOBOKEN NEW JERSEY	1,669	LOGAN UTAH	8,700
SYRACUSE RESEARCH CORP	1,521 *	UTAH UNIVERSITY OF	1,647 *
SYRACUSE NEW YORK	1,521	DUGWAY UTAH	54
SYRACUSE UNIVERSITY	1,587 *	SALT LAKE CITY UTAH	1,593
ROME NEW YORK	207	VANDERBILT UNIVERSITY	380 *
SYRACUSE NEW YORK	1,380	NASHVILLE TENNESSEE	380
		VERMONT UNIVERSITY OF	98 *
		BURLINGTON VERMONT	98
		VILLANOVA UNIVERSITY	25 *
		VILLANOVA PA	25

**Table 1. Educational and Other Nonprofit Institutions
in the United States Receiving DOD Prime Contracts
Over \$10,000 for RDT&E Work: FY 1981
(Continued)**

NAME OF CONTRACTOR AND LOCATION	THOUSANDS OF DOLLARS	NAME OF CONTRACTOR AND LOCATION	THOUSANDS OF DOLLARS
VIRGINIA COMMONWEALTH UNIVERSITY RICHMOND VIRGINIA	137 * 137		
VIRGINIA INST OF MARINE SCIENCES GLOUCESTER POI VIRGINIA	125 * 125		
VIRGINIA MASON RESEARCH CENTER SEATTLE WASHINGTON	102 * 102		
VIRGINIA POLYTECHNIC INSTITUTE BLACKSBURG VIRGINIA	2,204 * 2,204		
VIRGINIA UNIVERSITY OF CHARLOTTESVILL VIRGINIA	1,297 * 1,297		
WASHINGTON STATE UNIVERSITY PULLMAN WASHINGTON	935 * 935		
WASHINGTON UNIVERSITY ST LOUIS MISSOURI	1,033 * 1,033		
WASHINGTON UNIVERSITY OF SEATTLE WASHINGTON ST LOUIS MISSOURI	13,529 * 13,354 175		
WAYNE STATE UNIVERSITY DETROIT MICHIGAN	386 * 386		
WENTWORTH INSTITUTE BOSTON MASS	1,627 * 1,627		
WEST FLORIDA UNIVERSITY OF PENSACOLA FLORIDA	48 * 48		
WEST VIRGINIA UNIVERSITY MORGANTOWN WVA	18 * 18		
WESTERN KENTUCKY UNIVERSITY BOWLING GREEN KENTUCKY	29 * 29		
WESTERN MICHIGAN UNIVERSITY KALAMAZOO MICHIGAN	22 * 22		
WICAT INC OREM UTAH	372 * 372		
WILLIAMS COLLEGE WILLIAMSTOWN MASS	55 * 55		
WISCONSIN UNIVERSITY OF MADISON WISCONSIN MILWAUKEE WISCONSIN	4,047 * 4,015 32		
WOODS HOLE OCEANOGRAPHIC INST WOODS HOLE MASS	7,403 * 7,403		
WORCESTER POLYTECHNIC INSTITUTE WORCESTER MASS	63 * 63		
WRIGHT STATE UNIVERSITY DAYTON OHIO WRIGHT PATTERS OHIO	675 * 377 298		
WYOMING UNIVERSITY OF LARAMIE WYOMING	358 * 358		
YALE UNIVERSITY NEW HAVEN CONN	2,801 * 2,801		
YESHIVA UNIVERSITY BRONX NEW YORK	153 * 153		
	1,256,406		

Table 2. U.S. Government Agencies Receiving DOD Prime Contract Awards Over \$10,000 for RDT&E Work: FY 1981

NAME OF CONTRACTOR AND LOCATION	THOUSANDS OF DOLLARS	NAME OF CONTRACTOR AND LOCATION	THOUSANDS OF DOLLARS
AMERICAN EMBASSY	35 *		
JAPAN	35		
INSECTS AFFECTING MAN ANIMALS RSCH	65 *		
GAINESVILLE FLORIDA	65		
NATIONAL ACADEMY OF SCIENCES	6,311 *		
WASHINGTON DC	5,892		
ABERDEEN PROV MARYLAND	65		
BETHESDA MARYLAND	224		
WHITE SANDS MS NEW MEXICO	130		
NATIONAL SCIENCE FOUNDATION	801 *		
WASHINGTON DC	801		
SMITHSONIAN INSTITUTION	726 *		
WASHINGTON DC	461		
CAMBRIDGE MASS	265		
UNITED STATES COMMERCE DEPT	2,946 *		
WASHINGTON DC	1,705		
BOULDER COLORADO	940		
GAITHERSBURG MARYLAND	105		
MIAMI FLORIDA	105		
ROCKVILLE MARYLAND	50		
SEATTLE WASHINGTON	41		
UNITED STATES ENERGY DEPT	699 *		
ALBUQUERQUE NEW MEXICO	26		
ARGONNE ILLINOIS	74		
OAK RIDGE TENNESSEE	66		
OAKLAND CALIFORNIA	533		
UNITED STATES LABOR DEPT	100 *		
WASHINGTON DC	100		
UNITED STATES NATL AERO SPACE AGY	16,984 *		
RIDGELEY WVA	16,984		
UNITED STATES OFFICE OF MGT & BGD	490 *		
JAPAN	490		
	29,157		

**Table 3. Foreign Institutions and Government Agencies Receiving
DOD Prime Contract Awards Over \$10,000 for RDT&E Work: FY 1981**

NAME OF CONTRACTOR AND LOCATION	THOUSANDS OF DOLLARS	NAME OF CONTRACTOR AND LOCATION	THOUSANDS OF DOLLARS
ASSOC DES AMIS DES UNIV DE LORRAIN FRANCE	36 * 36	ROYAL COLLEGE OF MILITARY SCIENCE UN KINGDOM	22 * 22
BEN GURION UNIVERSITY OF THE NEGEV ISRAEL	23 * 23	ROYAL NORWEGIAN NAV MAT COMM NORWAY	4,232 * 4,232
BRISTOL UNIVERSITY OF UN KINGDOM	84 * 84	SALFORD UNIVERSITY OF UN KINGDOM	52 * 52
CAMBRIDGE UNIVERSITY OF UN KINGDOM	128 * 128	TAVISTOCK INSTITUTE OF HUMAN REL UN KINGDOM	40 * 40
EAST ANGLIA UNIVERSITY OF UN KINGDOM	15 * 15	TEL AVIV UNIVERSITY ISRAEL	108 * 108
ECOLE POLYTECHQUE FEDERALE SWITZERLND	26 * 26	TORONTO UNIVERSITY OF CANADA	75 * 75
FEDERAL REPUBLIC OF GERMANY EGLIN AFB FLORIDA	16 * 16	TRINITY COLLEGE ENGINEERING SCHOOL IRELAND	12 * 12
FREIDRICH ALEXANDER UNIVERSITAET GERMANY	126 * 126	ULSTER THE NEW UNIVERSITY OF UN KINGDOM	30 * 30
HEBREW UNIVERSITY ISRAEL	64 * 64	UNITED KINGDOM GENERAL POST OFFICE UN KINGDOM	30 * 30
IMPERIAL COLLEGE OF SCIENCE & TECH UN KINGDOM	162 * 162	UNITED KINGDOM MINISTRY OF DEFENCE UN KINGDOM	2,670 * 2,670
INSTITUT FUER ATMOSPHAERISCHE GERMANY	25 * 25	UNIVERSITE RENE DESCARTES FRANCE	10 * 10
INVERESK RESEARCH INTERNATIONAL UN KINGDOM	106 * 106		8,602
ISRAEL INSTITUTE OF TECHNOLOGY ISRAEL	55 * 55		
KEELE UNIVERSITY OF UN KINGDOM	28 * 28		
LEEDS UNIVERSITY OF UN KINGDOM	34 * 34		
LIVERPOOL UNIVERSITY OF UN KINGDOM	23 * 23		
LONDON UNIVERSITY OF UN KINGDOM	58 * 58		
MANCHESTER UNIVERSITY UN KINGDOM	29 * 29		
MCGILL UNIVERSITY CANADA	50 * 50		
NORTH WALES UNIVERSITY COLLEGE OF UN KINGDOM	88 * 88		
OPEN UNIVERSITY THE UN KINGDOM	19 * 19		
OXFORD UNIVERSITY UN KINGDOM	24 * 24		
QUEEN MARY COLLEGE UN KINGDOM	63 * 63		
QUEENSLAND UNIVERSITY AUSTRIA	39 * 39		

