

AD-A151 530

AD A151530

AD-E401 292

TECHNICAL REPORT ARLCD-TR-84031

**COMPARISON OF PAPER MOLDING AND SLURRY PROCESSES
FOR MANUFACTURE OF
60-MM M204 AND 81-MM M205 PROPELLING CHARGE CONTAINERS**

**ANTHONY F. TASCHLER
HOWARD SHIMM
ANDREW ZAYCER**

**TECHNICAL
LIBRARY**

FEBRUARY 1985



U.S. ARMY ARMAMENT RESEARCH AND DEVELOPMENT CENTER

LARGE CALIBER WEAPON SYSTEMS LABORATORY

DOVER, NEW JERSEY


APPROVED FOR PUBLIC RELEASE; DISTRIBUTION UNLIMITED.

The views, opinions, and/or findings contained in this report are those of the author(s) and should not be construed as an official Department of the Army position, policy, or decision, unless so designated by other documentation.

The citation in this report of the names of commercial firms or commercially available products or services does not constitute official endorsement by or approval of the U.S. Government.

Destroy this report when no longer needed. Do not return to the originator.

REPORT DOCUMENTATION PAGE		READ INSTRUCTIONS BEFORE COMPLETING FORM
1. REPORT NUMBER Technical Report ARLCD-TR-84031	2. GOVT ACCESSION NO.	3. RECIPIENT'S CATALOG NUMBER
4. TITLE (and Subtitle) COMPARISON OF PAPER MOLDING AND SLURRY PROCESSES FOR MANUFACTURE OF 60-mm M204 AND 81-mm M205 PROPELLING CHARGE CONTAINERS		5. TYPE OF REPORT & PERIOD COVERED October 1983-January 1984
		6. PERFORMING ORG. REPORT NUMBER
7. AUTHOR(s) Anthony F. Taschler Howard Shimm Andrew Zaycer		8. CONTRACT OR GRANT NUMBER(s)
9. PERFORMING ORGANIZATION NAME AND ADDRESS ARDC, LCWSL Applied Sciences Div (SMCAR-LCA-G) Dover, NJ 07801-5001		10. PROGRAM ELEMENT, PROJECT, TASK AREA & WORK UNIT NUMBERS
11. CONTROLLING OFFICE NAME AND ADDRESS ARDC, TSD STINFO Div (SMCAR-TSS) Dover, NJ 07801-5001		12. REPORT DATE February 1985
		13. NUMBER OF PAGES 22
14. MONITORING AGENCY NAME & ADDRESS (if different from Controlling Office)		15. SECURITY CLASS. (of this report) Unclassified
		15a. DECLASSIFICATION/DOWNGRADING SCHEDULE
16. DISTRIBUTION STATEMENT (of this Report) Approved for public release; distribution unlimited.		
17. DISTRIBUTION STATEMENT (of the abstract entered in Block 20, if different from Report)		
18. SUPPLEMENTARY NOTES		
19. KEY WORDS (Continue on reverse side if necessary and identify by block number) Nitrocellulose Paper molding process Residue test Slurry process M204 propelling charge Puddle test 60-mm mortar M205 propelling charge Transportation rough handling test 81-mm mortar Ballistics Pressure Velocity		
20. ABSTRACT (Continue on reverse side if necessary and identify by block number) A ballistic test program was conducted and the results were statistically evaluated to compare nitrocellulose mortar increment containers made by both the paper molding process and the slurry process. These containers were for the M204 propelling charges for the 60-mm mortars and for the M205 propelling charges for the 81-mm mortars.		



CONTENTS

	Page
Introduction	1
Discussion	1
Statistical Evaluation	2
Conclusions	3
Recommendations	4
References	5
Distribution List	17



INTRODUCTION

A new two-step, hot forming, progressive molding process was developed for the 60-mm M204 and 81-mm M205 propelling charge increment containers. The process which used nitrocellulose paper was manufactured in accordance with specification MIL-P-70475 and eliminated the use of organic solvent.¹ A total of 4,000 60-mm M204 and 2,650 81-mm M205 increment container assemblies were manufactured and met the contract requirements (ref 1). The present container assemblies are manufactured by a slurry process.

A test program was developed to compare paper molded 60-mm M204 and 81-mm M205 propelling charge increment containers manufactured by INNOVA, Inc. with increment container assemblies made by the ARMTEC slurry process with respect to ballistics.

The ballistic test plan² was designed in accordance with specification MIL-C-48868 for the M204 propelling charge and specification MIL-C-48882 for the M205 propelling charge.

The test program used samples from the INNOVA paper process and the ARMTEC slurry process and included such tests as:

1. Hot, +145°F; ambient, +70°F; cold, -50°F
2. Residue
3. Puddle at +70°F
4. 10-day humidity
5. Transportation rough handling at +145°F and -40°F

DISCUSSION

The ballistic tests were carried out at Camp Edward, Massachusetts. The test program specified the number of increment containers made by the paper and slurry processes and the number of rounds to be loaded for the residue, puddle, and temperature extremes tests. Velocities and pressures were obtained at +145°F, +70°F, and -40°F; also, at +70°F for the puddle test.

¹ The old paper process used organic solvent in the preform operation of the process.

² Test Program Requests LCA-G-2849 and LCA-G-2850.

STATISTICAL EVALUATION

It was decided to test the hypothesis that if two populations (velocities of containers made by the slurry process and by the paper process) have normal distributions with the same means and the same variances, then the statistics have a T-distribution (ref 3, page 117). This hypothesis was tested for the M205 increment container at charges 2 through 4 at temperatures of -40, +70, and +145°F. The hypothesis was accepted since the mean velocities and variances of the paper containers are the same as the mean velocities of the slurry containers; for example, charges 2 through 4 at temperature +70°F.

Mean velocities

<u>Charges</u>	<u>Paper (ft/sec)</u>	<u>Slurry (ft/sec)</u>
2	605.0	602.5
3	754.3	752.0
4	879.9	883.2

Charges 2 through 4 at -40 and +145°F are described in table 1. It can be concluded that the mean velocities using the paper containers were the same as the mean velocities using the slurry containers for the charges 2 through 4. The same populations (from table 1) show that the mean velocities were the same for the charges 2 through 4 and the puddle test. It was also noted that there was no significant difference in the pressure.

The same hypothesis was also tested for the M204 container but the hypothesis was not accepted since the means were different; for example, charges 2 through 4 at +70°F.

Mean velocities

<u>Charges</u>	<u>Paper (ft/sec)</u>	<u>Slurry (ft/sec)</u>
2	543.0	531.0
3	667.4	656.1
4	764.0	756.7

This difference may be due to the ignition cartridge used (Lot MA-80E002-003) which was accepted on waiver because of a high standard deviation. The

ignition cartridge lot used during the ballistic testing had a history of generating high standard deviations. In the past, the substitution of a different ignition cartridge lot has been shown to bring the standard deviations and means down to acceptable levels. It is felt that if a new lot of ignition cartridges is used, the mean velocities and standard deviations will be the same for both the M204 paper and slurry containers. This change would make the paper containers equivalent to the slurry containers.

The raw data (velocity in ft/sec) is plotted in figures 1 and 2. The data are for the velocity of charges 2, 3, and 4 at temperatures -40, +70, and +145°F; and charge 4 for the puddle test. A graphical comparison of the data is made by plotting all the individual data points (represented by X's) and the mean of each set of data points represented by lines. The graph is an ideal method for visualizing differences in the data. The data for container assemblies made by the paper process appear to have about the same dispersion as the data of the container assemblies made by the slurry process for both the 60-mm and the 81-mm. The graph is another method for showing that the container assemblies made by the paper process are similar to the container assemblies made by the slurry process.

The 30-second puddle test did not significantly affect the velocity of the increment containers made by either process.

Results of the residue test--conducted in accordance with MIL-C-4882 and MIL-C-48868--are contained in tables 2 and 3. Included in the tables are the number of flaming debris and scorchers for 25 rounds of each charge. There were no hangups; no rounds exhibited secondary flame at any charge; and no flaming debris was observed at charge 4. The tube was dry-swabbed after each 25-round series and there was no evidence of residue. The tube was turned over after each 25-round series and there was no evidence of residue.

The velocity results of rounds tested after transportation rough handling, listed in tables 4 and 5, were not significantly affected by the hot and cold cycling of the test. No propelling charges were broken and all rounds functioned as required. The transportation rough handling test also shows that the paper-molded increment containers are ballistically equivalent to the slurry-processed increment containers.

CONCLUSIONS

1. The results of the 10-day temperature/humidity tests (table 6) showed that the paper-molded increment containers and the slurry-molded containers were not significantly affected by the tests (30-sec puddle test, residue test, transportation rough handling test, 10-day humidity test, and the ballistic temperature extremes test).

2. The paper-molded containers and the slurry-molded containers are ballistically equivalent.

3. The paper-molded process can be used for the M204 and M205 container assemblies.

RECOMMENDATIONS

It is recommended that the drawings and specifications be issued for the 60-mm M204 and 81-mm M205 propelling charge increment containers to include the paper process as a manufacturing option in addition to the slurry process.

The paper process can be used as an alternate process for the manufacture of the 60-mm M204 and 81-mm M205 propelling charge increment containers.

REFERENCES

1. Michael D. Saxon, "Prototype Production Tooling for Paper Molding 60mm, M204 and 81mm, M205 Propellant Charge Increment Containers," Contractor Report, INNOVA, Inc., 5170 126th Avenue North, Clearwater, FL 33520, February 22, 1984.
2. Wilfred Dixon and Frank J. Massey, Jr., Introduction to Statistical Analysis, third edition, McGraw-Hill Book Co., New York, 1969.



Table 1. Assessment of ballistic tests on 60-mm M204 and 81-mm M205 propelling charge increment containers

Charge	-40°F		+70°F		+145°F		Puddle test	
	\bar{x}	σ	\bar{x}	σ	\bar{x}	σ	\bar{x}	σ
<u>60-mm M204 Increment Containers</u>								
<u>Paper Molded</u>								
1	518.1 H ₁	11.36 H ₀	543.0 H ₁	6.35 H ₀	554.7 H ₁	6.80 H ₀	730.0 H ₀	19.48 H ₀
2	621.7 H ₁	12.34 H ₀	667.4 H ₁	9.96 H ₀	662.6 H ₀	9.88 H ₀		
3	725.6 H ₁	8.17 H ₀	764.0 H ₁	11.75 H ₀	779.5 H ₁	13.12 H ₀		
4								
<u>Slurry</u>								
1	506.1	7.99	531.0	6.40	545.1	7.00		
2	595.8	7.92	656.1	10.52	656.9	14.77		
3	698.4	15.88	756.7	13.08	776.8	11.99	732.3	11.52
4								
<u>81-mm M205 Increment Containers</u>								
<u>Paper Molded</u>								
1	568.2 H ₀	5.53 H ₀	605.0 H ₀	3.71 H ₀	449.2 H ₀	4.80 H ₁	878.0 H ₀	2.55 H ₁
2	694.2 H ₀	8.03 H ₀	754.3 H ₀	3.69 H ₀	625.4 H ₀	1.48 H ₁		
3	827.0 H ₁	8.23 H ₀	879.9 H ₀	5.41 H ₀	773.9 H ₀	2.29 H ₁		
4					899.2 H ₀	4.90 H ₁		
<u>Slurry</u>								
1	564.9	5.53	602.5	3.44	451.9	2.63		
2	695.4	10.13	752.0	3.60	623.9	2.46		
3	818.3	7.26	883.2	4.18	771.1	2.83	871.2	8.52
4					903.6	3.55		

NOTES:

Reference TPR -2849 and TPR-2850

\bar{x} = mean velocity in feet per second

σ = standard deviation of the velocity in feet per second

H₁ = different populations

H₀ = same populations

Table 2. Results of residue test of M205 propelling charge

<u>Charge</u>	<u>Type of container</u>	<u>Flaming debris</u>	<u>Scorchers</u>	<u>Time in min/sec required to fire 25 rds</u>
1	paper	1	6	5 min.
1	slurry	3	4	5 min. 30 sec.
2	paper	1	0	2 min. 40 sec.
2	slurry	0	2	2 min. 30 sec.
3	paper	0	0	2 min.
1	paper	1	6	1 min. 10 sec.
4	paper	0	0	3 min. 10 sec.
4	slurry	0	0	2 min. 35 sec.
1	paper	0	2	1 min. 50 sec .
2	paper	0	1	1 min. 55 sec.

NOTES:

- a. Conducted in accordance with para. 4.5.5. of MIL-C-48882.
- b. Reference TPR-2850

Table 3. Results of residue test of M204 propelling charge

<u>Charge</u>	<u>Type of container</u>	<u>Flaming debris</u>	<u>Scorchers</u>	<u>Time in min/sec required to fire 25 rds</u>
1	paper	3	0	3 min.
1	slurry	0	5	2 min. 30 sec.
2	paper	1	1	1 min. 10 sec.
2	slurry	2	0	1 min. 30 sec.
3	paper	2	0	1 min. 30 sec.
1	paper	0	0	1 min. 20 sec.
4	paper	0	0	2 min.
4	slurry	0	1	2 min.
1	paper	0	5	1 min. 10 sec.
2	paper	0	3	2 min.*

* Tenth round did not fire (misfire) because of a bad ignition cartridge. A new ignition cartridge was added and the round fired.

NOTES:

- a. Conducted in accordance with para. 4.5.5. of MIL-C-48868
- b. Reference TPR-2849

Table 4. Results of transportation rough handling test of M204 propelling charge

<u>Paper</u> <u>Velocity (ft/sec)</u>		<u>Slurry</u> <u>Velocity (ft/sec)</u>	
Temperature (+145°F)			
	787		772
	794		779
	797		781
	792		766
	795		795
	795		781
	804		764
	791		784
\bar{x}	794	\bar{x}	778
σ	4.96	σ	10.14

Temperature (-40°F)			
	785		772
	789		775
	776		velocity lost
	795		782
	793		778
	779		768
	792		773
	784		772
\bar{x}	787	\bar{x}	774
σ	6.82	σ	4.37

NOTES:

- a. Conducted in accordance with para. 4.5.7 of MIL-C-48868
- b. No propelling charges were broken open; all rounds functioned (32 rounds were fired).

Table 5. Results of transportation rough handling test of M205 propelling charge

	<u>Paper Velocity (ft/sec)</u>		<u>Slurry Velocity (ft/sec)</u>
Temperature (+145°F)			
	888		881
	887		882
	892		890
\bar{x}	889	\bar{x}	884
σ	2.65	σ	4.93
Temperature (-40°F)			
	888		883
	887		886
	882		878
\bar{x}	886	\bar{x}	882
σ	3.32	σ	4.04

NOTES:

- a. Conducted in accordance with para 4.5.7 of MIL-C-48882.
- b. No propelling charges were broken open and all rounds functioned (12 rounds were fired).

Table 6. 10-day humidity test of 60-mm M204 and 81-mm M205 increment containers at charge 4

	<u>60-mm M204</u>	
	<u>Velocity (ft/sec)</u>	
	<u>Paper</u>	<u>Slurry</u>
\bar{x}	756	737
σ	6.35	11.20

	<u>81-mm M205</u>	
	<u>Velocity (ft/sec)</u>	
	<u>Paper</u>	<u>Slurry</u>
\bar{x}	890	880
σ	2.42	2.23

NOTES:

\bar{x} = mean velocities

σ = standard deviations

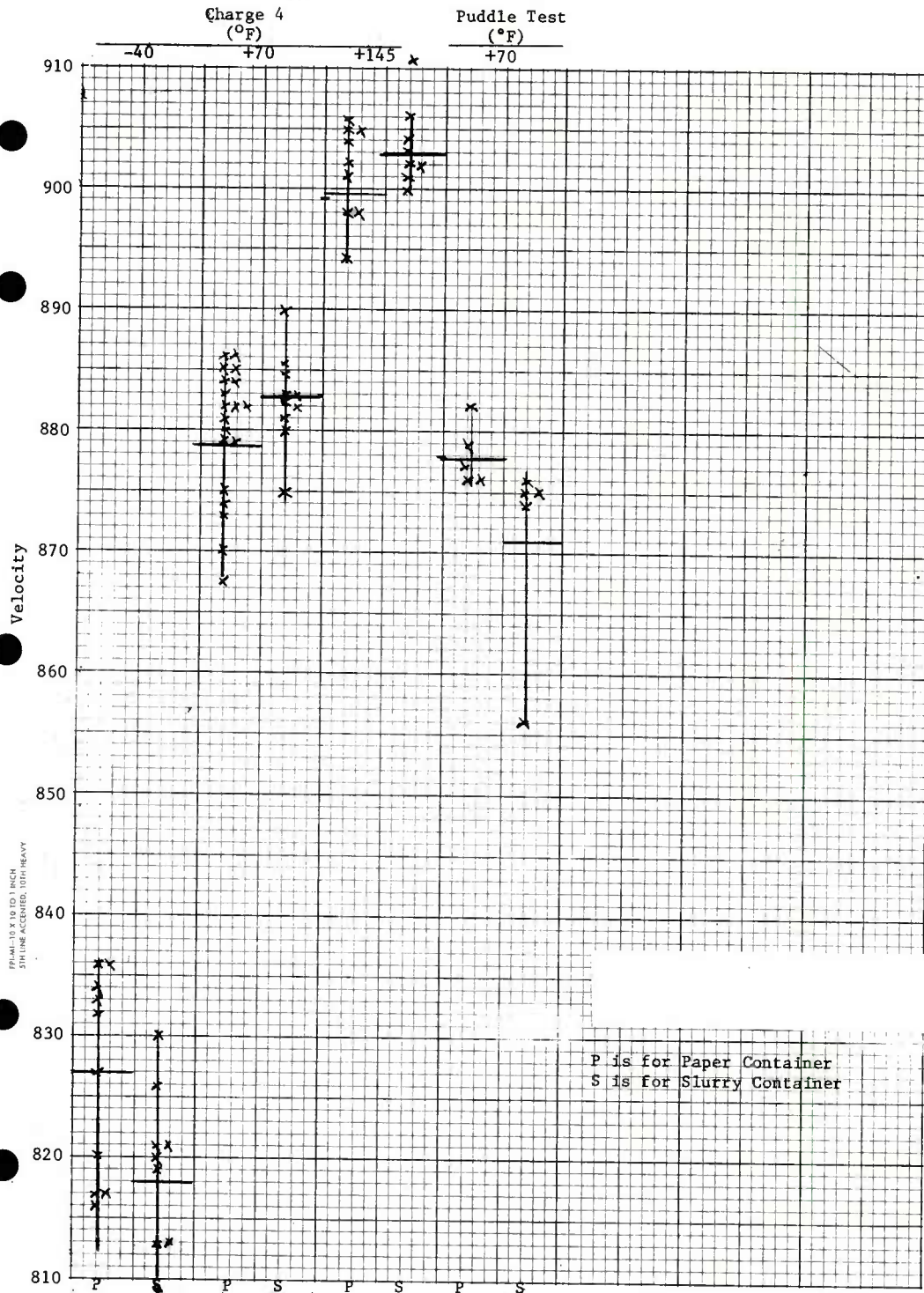


Figure 1. Data points of velocity (ft/sec) for charge 4 of M205 container of the 81-mm propelling charge

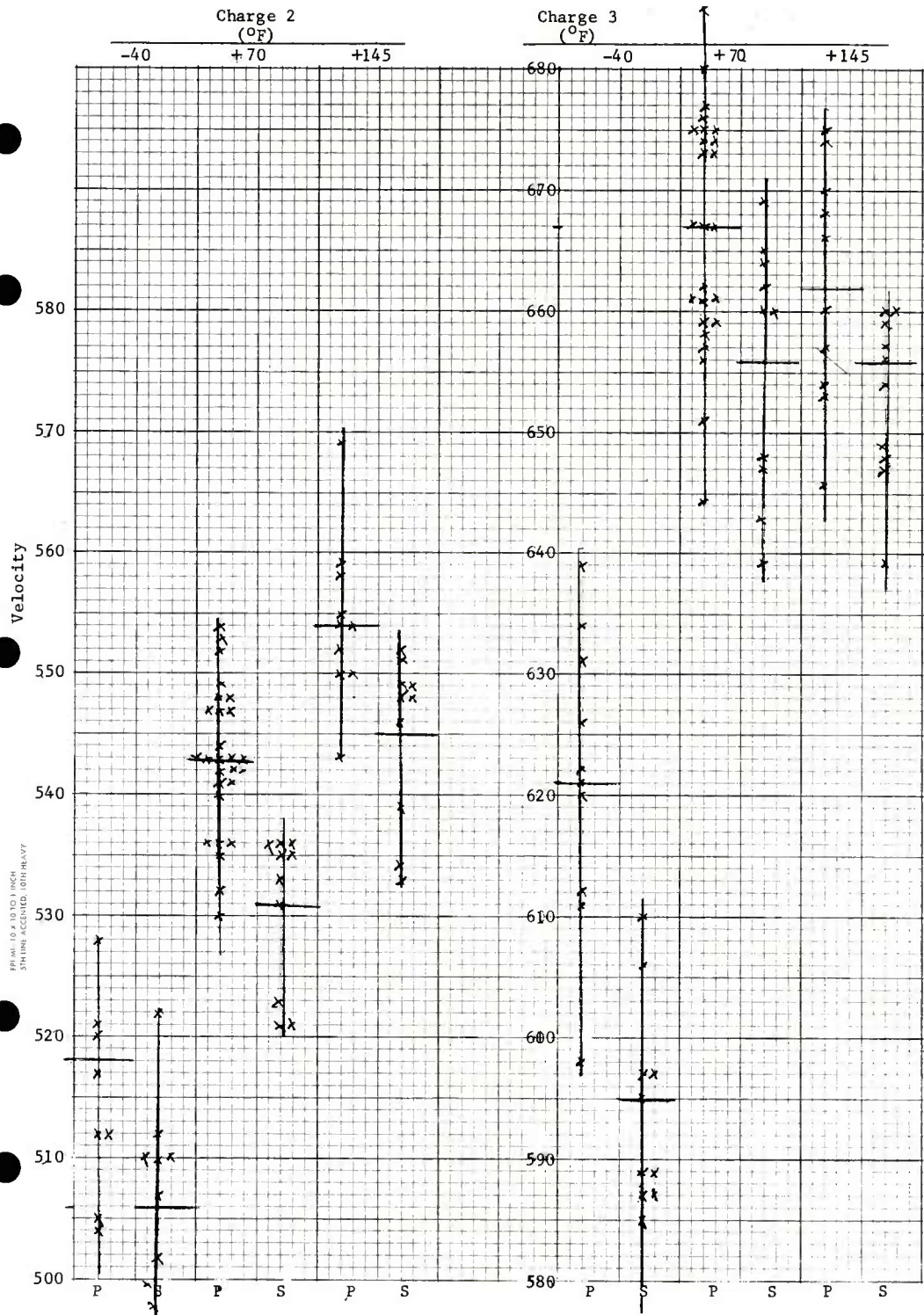


Figure 1. (cont)

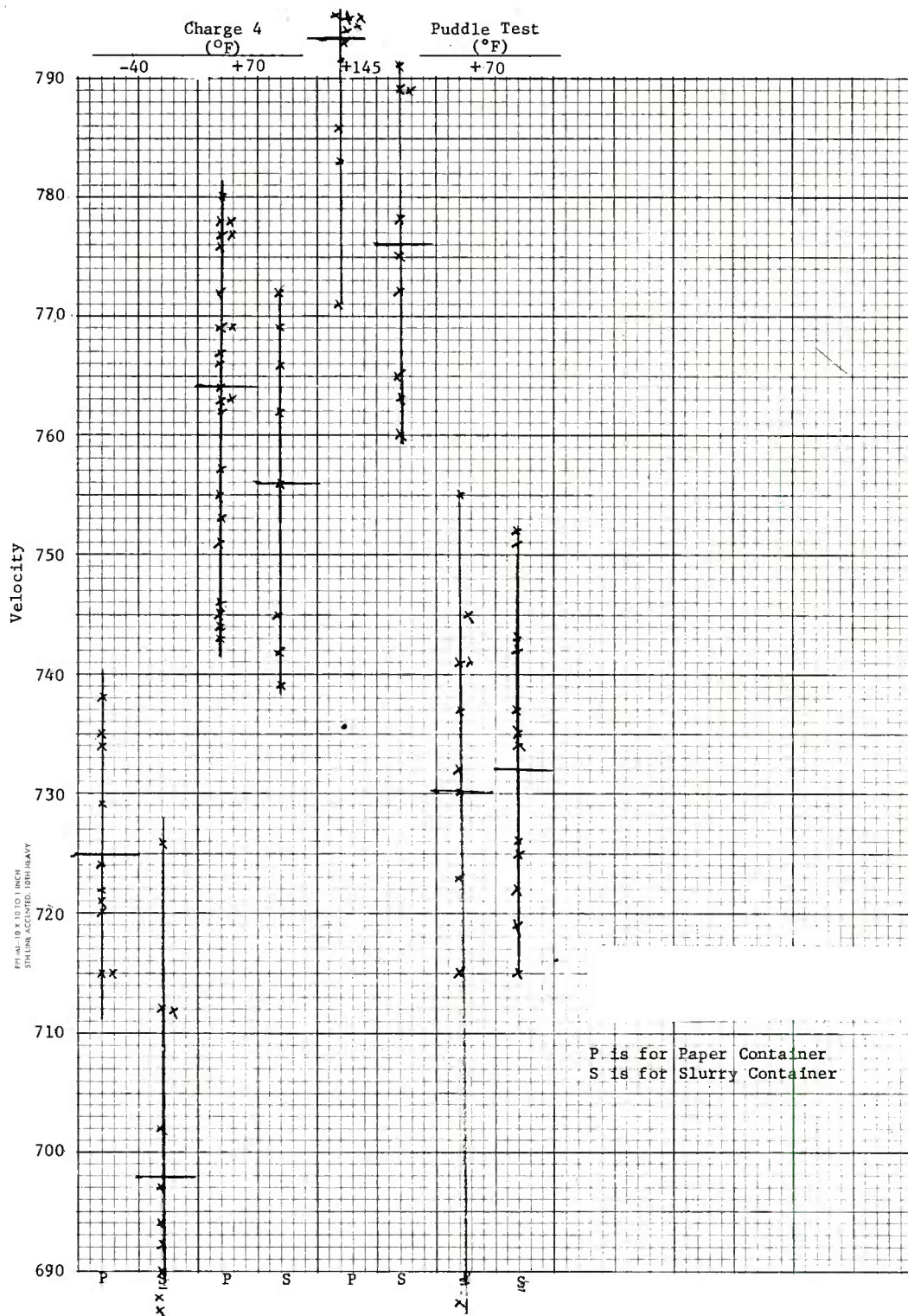


Figure 2. Data points of velocity (ft/sec) for M204 container of the 60-mm propelling charge

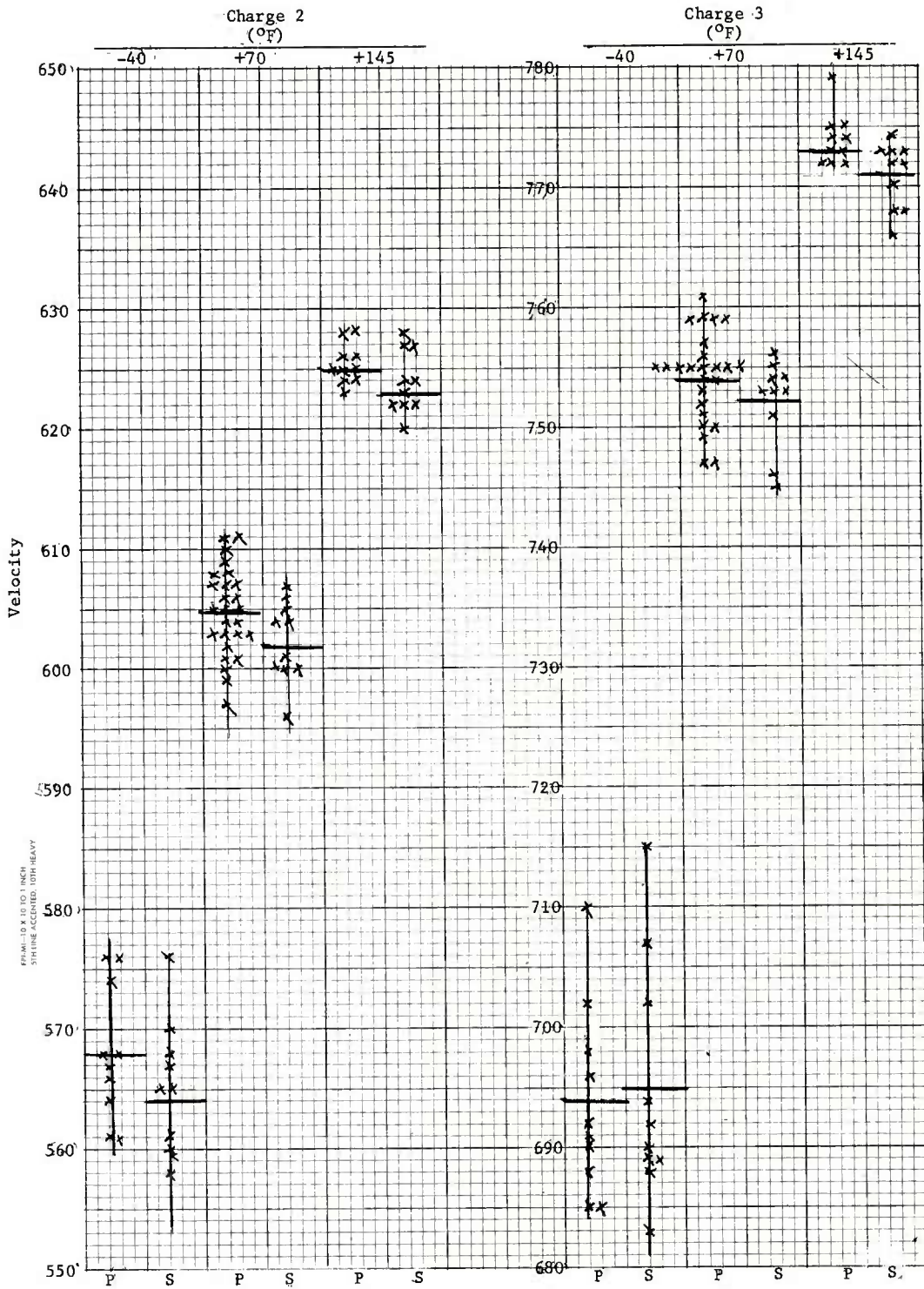


Figure 2. (cont)

DISTRIBUTION LIST

Commander
Armament Research and Development Center
U.S. Army Armament, Munitions and Chemical Command
ATTN: SMCAR-TSS (5)
SMCAR-LCA-G (10)
SMCAR-LCM-E (2)
SMCAR-LCU-S (2)
Dover, NJ 07801-5001

Commander
U.S. Army Armament, Munitions and Chemical Command
ATTN: AMSMC-GCL(D)
AMSMC-QAT-A(D) (2)
Dover, NJ 07801-5001

Administrator
Defense Technical Information Center
ATTN: Accessions Division (12)
Cameron Station
Alexandria, VA 22314

Director
U.S. Army Materiel Systems Analysis Activity
ATTN: DRXSY-MP
Aberdeen Proving Ground, MD 21005-5066

Commander/Director
Chemical Research and Development Center
U.S. Army Armament, Munitions and Chemical Command
ATTN: SMCCR-SPS-I
SMCCR-RSP-A
APG, Edgewood Area, MD 21010-5423

Director
Ballistic Research Laboratory
ATTN: AMXBR-OD-ST
Aberdeen Proving Ground, MD 21005-5066

Chief
Benet Weapons Laboratory, LCWSL
Armament Research and Development Center
U.S. Army Armament, Munitions and Chemical Command
ATTN: SMCAR-LCB-TL
Watervliet, NY 12189-5000

Commander
U.S. Army Armament, Munitions and Chemical Command
ATTN: AMSMC-LEP-L
Rock Island, IL 61299-6000

Director
U.S. Army TRADOC Systems Analysis Activity
ATTN: ATAA-SL
White Sands Missile Range, NM 88002

Commander
U.S. Army Production Base Modernization Agency
ATTN: AMSMC-PBM-LT(D)
Dover, NJ 07801-5001

Anthony F. Taschler
22 Notch Park Road
Little Falls, NJ 07424