


MICROCOPY RESOLUTION TEST CHART
NATIONAL BUREAU OF STANDARDS-1963-A

(2)

AD-A151 264



**DOD STATISTICAL REPORT
ON THE MILITARY
RETIREMENT SYSTEM**

DTIC FILE COPY

S DTIC ELECTE D
MAR 12 1985

B

Office of the Actuary
Defense Manpower Data Center
RCS No. DDM (A) 1375

DISTRIBUTION STATEMENT A
Approved for public release
Distribution Unlimited

85 03 01 025

This publication is produced annually by the Department of Defense Office of the Actuary, located within the Defense Manpower Data Center. Most of the data is abstracted from files submitted under RCS(A)1375. ~~If additional copies are needed,~~ or if you desire to be placed on an annual mailing list, you may call or write:

Office of the Actuary
Defense Manpower Data Center
1600 Wilson Boulevard
4th Floor
Arlington, VA 22209

Phone: (202) 696-5865
Autovon: 221-5865

The FY84 Statistical Report will be available by late March 1985.

DTIC
ELECTE
MAR 12 1985

B

DISTRIBUTION STATEMENT A
Approved for public release
Distribution Unlimited

PARTIAL "QUICK REFERENCE" RETIREE INDEX

TITLE*		All Retirees Including Reserve Retired	All Retirees Excluding Reserve Retired	Reserve Retired Only	Non-Disabled Including Reserve Retired	Non-Disabled Excluding Reserve Retired	Disabled Only
Retired Officers and Salary by Current Age	DoD	52		52		52	52
Retired Enlisted and Salary by Current Age	DoD	54		54		54	54
All Retired and Salary by Current Age	DoD	56		56		56	56
All Retired by Rank/Current Age	DoD	58	60		62	64	66
All Retired by Rank/Retired Age	Army	68	69		70	71	72
	Navy	73	74		75	76	77
	M.C.	78	79		80	81	82
	A.F.	83	84		85	86	87
	DoD	88	89		90	91	92
All Retired by Rank/Years of Service for Retirement Purposes	Army		93			94	95
	Navy		96			97	98
	M.C.		99			100	101
	A.F.		102			103	104
	DoD		105			106	107
FY83 Retired by Rank/Retired Age	Army	108	109		110	111	112
	Navy	113	114		115	116	117
	M.C.	118	119		120	121	122
	A.F.	123	124		125	126	127
	DoD	128	129		130	131	132
FY83 Retired by Rank/Years of Service for Retirement Purposes	Army		133			134	135
	Navy		136			137	138
	M.C.		139			140	141
	A.F.		142			143	144
	DoD		145			146	147
All Retired by Rank With Net/Gross Pay	Army	148	148	148	148	148	148
	Navy	149	149	149	149	149	149
	M.C.	150	150	150	150	150	150
	A.F.	151	151	151	151	151	151
	DoD	152	152	152	152	152	152
FY83 Retired by Rank With Net/Gross Pay	Army	153	153	153	153	153	153
	Navy	154	154	154	154	154	154
	M.C.	155	155	155	155	155	155
	A.F.	156	156	156	156	156	156
	DoD	157	157	157	157	157	157
All Retired by Rank With Net/Gross Pay and VA Offsets (In and not in appropriation)	Army					158	158
	Navy					159	159
	M.C.					160	160
	A.F.					161	161
	DoD					162	162
FY83 Retired by Rank With Net/Gross Pay and VA Offsets (In and not in appropriation)	Army					163	163
	Navy					164	164
	M.C.					165	165
	A.F.					166	166
	DoD					167	167
Retired Officers by Fiscal Year of Ret.	DoD	168	168	168	168	168	168
Retired Enlisted by Fiscal Year of Ret.	DoD	169	169	169	169	169	169

PARTIAL "QUICK REFERENCE" RETIREE INDEX (cont'd)

TITLE*		All Retirees Including Reserve Retired	All Retirees Excluding Reserve Retired	Reserve Retired Only	Non-Disabled Including Reserve Retired	Non-Disabled Excluding Reserve Retired	Disabled Only
All Retired by Fiscal Year of Ret.	DoD	170	170	170	170	170	170
Retired by Rank by Fiscal Year of Ret.	DoD				172		
Retired Pay by Rank by Fiscal Year of Ret	DoD				173		
Retired and Retired Eligibles by Fiscal Year	Army					174	
	Navy					175	
	M.C.					176	
	A.F.					177	
	DoD					178	
All Retired by Pay Groupings by Type of Retirement	Army	179	179	179	179	179	179
	Navy	180	180	180	180	180	180
	M.C.	181	181	181	181	181	181
	A.F.	182	182	182	182	182	182
	DoD	183	183	183	183	183	183
FY83 Retired by Pay Groupings by Type of Retirement	Army	184	184	184	184	184	184
	Navy	185	185	185	185	185	185
	M.C.	186	186	186	186	186	186
	A.F.	187	187	187	187	187	187
	DoD	188	188	188	188	188	188

*For a more detailed definition of the title, see the appropriate page number.

Accession For	
NTIC	✓
Dist	
PER LETTER & CALL JC	
Dist	
A-1	



TABLE OF CONTENTS

TITLE

	Page
Summary of the Military Retirement System	1
<u>BUDGET DATA</u>	
Number of Retired Military Personnel by Year, 1900-Present.....	6
Annual DoD Obligations or Expenditures for Military Retired or Retainer Pay (1900-Present).....	10
Status of Funds and Other Data for Retired Pay FY 1983	
Department of the Army	12
Department of the Navy	13
Department of the Navy (Marine Corps).....	14
Department of the Air Force	15
Total Department of Defense	16
<u>RETIREE DATA</u>	
Military Personnel Receiving and Not Receiving Retired Pay as of Sept. 30, 1983 by Service and State	17
Military Personnel Receiving and Not Receiving Retired Pay as of Sept. 30, 1983 by Type of Retirement and State	18
Military Personnel Receiving and Not Receiving Retired Pay as of Sept. 30, 1983 by Service and Three Digit Zip Code	19
Military Personnel Receiving and Not Receiving Retired Pay as of Sept. 30, 1983 by Type of Retirement and Three Digit ZIP Code ..	35
****See "Quick Reference" Index for Remainder of Retiree Tabulations****	
<u>ACTIVE DUTY DATA</u>	
Active Duty Valuation Salaries for FY 1983 by Age and Years of Service	
All Officers	189
All Enlisted	190
All DoD	191
Active Duty Valuation Strengths for FY 1983 by Age and Years of Service	
All Officers	192
All Enlisted	194
All DoD	196

TABLE OF CONTENTS

TITLE

Page

SURVIVOR DATA

Beneficiaries Receiving Payment Under RSFPP (Retired Serviceman's Family Protection Plan) or SBP (Survivor Benefit Plan) as of Sept. 30, 1983 by Service and State	198
Beneficiaries Receiving Payments Under RSFPP (Retired Serviceman's Family Protection Plan) or SBP (Survivor Benefit Plan) as of Sept. 30, 1983 by Service and three digit ZIP Code	199
Participation Rate of Military Retirees With Survivor Benefit Plan (SBP)	
All Retirees as of Sept. 30, 1983	214
New Retirees in FY83 Only	215
Ratio of Base Amount Selected for SBP to Gross Amount of Retired Pay	
All Retirees as of Sept. 30, 1983	216
New Retirees in FY83 Only	217
Military Personnel on Retired Rolls at Fiscal Year End 1983 by Age and Survivor Benefit Election	
DoD Officers	218
DoD Enlisted	220
All DoD	222
Military Personnel Retired in FY 1983 and Electing SBP (Survivor Benefit Plan) Benefits	224
Military Personnel on Rolls as of Sept. 30, 1983 and Electing SBP (Survivor Benefit Plan) Benefits	226
Military Personnel on Rolls as of Sept. 30, 1983 and Electing RSFPP (Retired Serviceman's Family Protection Plan) Benefits	228

RETIRED PAY EXPECTANCY DATA

Monthly Amount of Military Retired Pay for Nondisability Retirees by Pay Scale by Years of Service by Rank (1949-1983)	231
Monthly Amount of Military Nondisability Retired Pay by Rank for Persons Retiring After January 1, 1984.....	246
Annual Amount of Military Nondisability Retired Pay by Rank for Persons Retiring After January 1, 1984.....	247

TABLE OF CONTENTS

TITLE

	Page
Military Retiree Lump Sum Equivalent for Nondisability Retirees by Years of Service by Pay Grade	248
Military Retiree Lump Sum Equivalent and Annual Deposit Necessary to Accumulate Same for 20 and 30 Year Retirees	249
Nondisability Retired Life Expectations	250
Disability Retired Life Expectations	251

SUMMARY OF THE MILITARY RETIREMENT SYSTEM

As of September 30, 1983

The military retirement system, as summarized below, applies to the Army, Navy, Marine Corps, and Air Force. However, most of the provisions also apply to retirement systems for members of the Coast Guard (Administered by the Department of Transportation), officers of the Public Health Service (administered by HHS), and officers of the National Oceanic and Atmospheric Administration (administered by the Department of Commerce). The key provisions of the military retirement system are as follows:

- . Nondisability retirement after 20 years of active service equal to (base pay) times (years of service) times (2½%). There is a limit of 75% of base pay. Base pay is equal to terminal basic pay if retiree first became a member of the Armed Services before September 8, 1980. If the retiree first became a member of the Armed Services on or after September 8, 1980, base pay is equal to the average of the highest 36 months of basic pay.
- . Disability retirement with similar provisions.
- . Reserve retirement with parallel provisions.
- . Optional survivor benefit protections for retirees and retirement eligible reservists.
- . CPI adjustments for both retirement pay and survivor annuities.
- . No contributions by the Service members of the military Services and no retirement fund, but reductions in member annuities when survivor benefits are elected.
- . No vesting.
- . Interrelationships with Social Security, Veterans Administration benefits, and other Federal service.

Cost-of-Living Increases

All nondisability retirement, disability retirement, and most survivor annuities are presently adjusted annually for inflation. Cost-of-living (COLA) adjustments are scheduled to occur every twelve months, on March 1st, to be reflected in checks issued at the end of that month.

The cost-of-living increase effective March 1st is computed by calculating the percentage increase (adjusted to the nearest 1/10 of one percent) in the Consumer Price Index from the previous December to December.

Public Law 97-253 created a three year temporary deviation to the above calculation and timing of COLA's. In fiscal years 1983, 1984 and 1985, increases took or will take place in April, May, and June, respectively. Full COLA's will still be calculated as before. Instead of a full COLA, in FY83 and FY85, nondisabled retirees under age sixty-two will receive 3.3% plus the total amount that the full COLA exceeds 6.6%, if any. In FY84, nondisabled retirees under age sixty-two will receive 3.6% plus the total amount that the full COLA exceeds 7.2%.

The Bureau of Labor Statistics publishes two Consumer Price Indexes: (1) a CPI for All Urban Consumers, and (2) a revised CPI for Urban Wage Earners and Clerical Workers. OMB has determined that the revised CPI is used in calculating military cost-of-living increases.

Nondisability Retirement From Active Service

The current system allows voluntary retirement upon credit of at least 20 years of service at any age, subject to Service Secretary approval. The military retiree receives an immediate annuity calculated as 2½% of base pay for each year of creditable service, subject to a maximum of 75% of base pay. Base pay is equal to terminal basic pay if retiree first became a member of the Armed Services before September 8, 1980. If the retiree first became a member of the Armed Services on or after September 8, 1980, base pay is equal to the average of the highest 36 months of basic pay. As a result of PL98-94, in calculating years of service for initial retired pay, all service is rounded down to the nearest month.

In FY83, 1.1 million nondisability retirees from active duty were paid \$13.0 billion.

Disability Retirement

If a military member is disabled, he/she is entitled to disability retired pay, assuming the disability is at least 30% (under a standard schedule of rating disabilities by the Veterans Administration) and either 1) the member has eight years of service; 2) the disability results from active duty or; 3) the disability occurred in the line of duty during a time of war or national emergency or certain other time periods.

In disability retirement, the member receives base pay multiplied by the larger of 1) 2½% times years of service; or 2) percent disability. The benefit cannot be more than 75% of base pay. Only the excess (1) over (2) is subject to Federal income taxes.

Members whose disability may not be permanent are placed on a temporary disability retired list and receive disability retirement pay just as if they were permanently disabled. However, they must be physically examined once every 18 months to determine any change in disability until a final determination is made within five years. While on the temporary disability retired list, the member receives base pay multiplied by the larger of 1) 2½% times years of service or; 2) percent disability with a minimum of 50% of base pay. Base pay is equal to terminal basic pay if retiree first became a member of the Armed Services before September 8, 1980. If the retiree first became a member of the Armed Services on or after September 8, 1980, base pay is equal to the average of the highest 36 months of basic pay.

In FY83, 140,000 disability retirees were paid \$1.4 billion.

Reserve Retirement

It is also possible for members of the reserves to retire after 20 years of service, the last eight of which must be in a Reserve Component. Reserve retired pay, however, does not begin until age 60. If the reservist was first a member of the Armed Services before September 8, 1980, the retired pay (base pay) is based upon active duty pay scales for the member's grade in effect at the time the retired pay commences. If the reservist first became a member of the Armed Services on or after September 8, 1980, retired pay is based upon (base pay) the average basic pay for the member's grade in the last three years that he/she was member of the Armed Services. The retired pay is computed as (base pay) times (2.5%) times (years of creditable service). The years of service is in turn determined using a point system, where 360 points convert to a year of service. Typically, a point is awarded for a day of service or a drill attendance, with 15 points being awarded for a year's membership in a Reserve Component.

In FY 83, 141,000 reserve retirees were paid \$1.1 billion.

Survivor Benefits

Legislation originating in 1953 provided optional survivor benefits later referred to as the Retired Serviceman's Family Protection Plan (RSFPP). The plan proved to be inadequate since the survivor annuities were never adjusted for inflation and could not be more than 50% of retired pay. RSFPP was designed to be self-supporting in the sense that member annuities were reduced so that the present value of the reductions would equal the present value of survivor annuities. However, no fund was involved.

RSFPP still insures those servicemen retired before 1972 who did not convert to the new plan and still pay survivor annuities. However, since

September 21, 1972, RSFPP has been replaced by the Survivor Benefit Plan (SBP) for new retirees. Under SBP, member annuities are also reduced but the SBP is not a self-supporting program; its costs are shared by the Government and retired members. The survivor annuity is originally 55% of the member's base amount. The base amount is elected by the member but can be no less than \$300 (or full retired pay if the monthly pay is less than \$300) and no more than the member's whole retired pay. SBP annuities are adjusted with CPI increases, and integrated with Social Security and Veteran's benefits.

For reserve retirees, the same set of reductions provide coverage after the reservist reaches age 60 (when the reservist begins to receive retired pay). A second set of optional reductions (funded by the employee only) extend this coverage to the reservist who has enough service to retire but who has not attained age 60.

In FY83, 86,000 surviving families were paid \$446 million.

Relationship With Social Security

Beginning in 1957, military members on active duty have been full participants in the Social Security System. Payments from the two systems are additive. However, there is a Social Security offset for surviving spouses of SBP participants equal to 100% of the Social Security benefit attributable solely to military service. The offset provisions apply only to a spouse with one child and spouses over age 62 who are not working in Social Security covered employment. At no time can a Social Security offset be greater than 40% of the survivor annuity.

Relationship With Veterans Administration Benefits

The Veterans Administration provides compensation to Service connected and certain non-Service-connected disabilities. This annuity can be in place of or in combination with DoD retirement pay (nondisability), but is not additive. Since VA annuities are exempt from Federal income taxes, it is sometimes to the advantage of a member to elect whatever VA benefits are available.

Veterans Administration benefits also overlap survivor benefits through the Dependence and Indemnity Compensation (DIC) program. DIC is payable to survivors of veterans who died from Service connected causes and are deducted from the SBP annuity.

Interrelationship With Other Federal Service

For retirement purposes, no credit is given for other Federal service, except where cross-service transferability is allowed. However, military service is generally creditable toward the Federal civilian retirement systems if military retired pay is waived. However, PL 97-253 requires a 7% contribution of basic pay received for future credit. Military service is

not generally creditable under both systems (but is for reservists and certain disability retirees). Retired regular officers employed by the Federal government lose a substantial portion of their retired pay while so employed. All retired members are subject to a combined ceiling equivalent to level V of the executive schedule.

Relationship of Retired Pay to Military Compensation

Basic pay is the only element of military compensation upon which retired pay is computed and entitlement is determined. Basic pay is the principal element of military compensation which all members receive; but it is not representative, for comparative purposes, of salary levels in the public or private sectors. Reasonable comparisons can be made, however, to basic military compensation (BMC). This is the base level of compensation received by members, and is the sum of basic pay, the quarters allowance (either cash or in kind) a subsistence allowance (either cash or in kind), and the Federal tax advantage accruing to allowances, since they are not subject to Federal income tax. Basic pay represents approximately 76% of BMC for retirement eligibles and 70% of BMC for the entire force. Since retired pay is a function of basic pay, the income replacement value of retired pay is significantly reduced through the design of the retired pay computation formula: that formula provides from 50% to a maximum of 75% of basic pay only for years of service over 20. As a percentage of preretirement income, as measured by BMC, the income replacement value is substantially lower. While a 20 year retiree is entitled to 50% of basic pay, that value is only 38% of BMC. Similarly, a 25 year retiree would be entitled to 62.5% of basic pay which is 48% of BMC. The maximum a member can receive is 75% of basic pay, representing only 57% of BMC, regardless of the years of service thirty or above. Consequently, comparisons of retired pay to other retirement systems must recognize the percentage relationship to BMC rather than to basic pay only.

ZIP CODE	DOD		ARMY		NAVY		USMC		NUMBER PAID BY DOD		MONTHLY PAYMENT RETIRED	NUMBER RETIRED	MONTHLY PAYMENT RETIRED	NUMBER PAID BY DOD	NUMBER RETIRED	MONTHLY PAYMENT	NUMBER PAID BY DOD
	NUMBER	RETIRE	NUMBER	PAID	NUMBER	PAID	NUMBER	PAID	NUMBER	PAID							
0001	1,032	1	0	0	0	0	0	0	0	0	0	0	0	0	0	0	0
0002	1,032	1	3,175	2,477	1,508	1,310	1	0	0	0	39	0	0	0	0	0	0
0003	1,032	1	1,175	1,175	0	0	0	0	0	0	0	0	0	0	0	0	0
0004	1,032	1	1,175	1,175	0	0	0	0	0	0	0	0	0	0	0	0	0
0005	1,032	1	1,175	1,175	0	0	0	0	0	0	0	0	0	0	0	0	0
0006	1,032	1	1,175	1,175	0	0	0	0	0	0	0	0	0	0	0	0	0
0007	1,032	1	1,175	1,175	0	0	0	0	0	0	0	0	0	0	0	0	0
0008	1,032	1	1,175	1,175	0	0	0	0	0	0	0	0	0	0	0	0	0
0009	1,032	1	1,175	1,175	0	0	0	0	0	0	0	0	0	0	0	0	0
0010	1,032	1	1,175	1,175	0	0	0	0	0	0	0	0	0	0	0	0	0
0011	1,032	1	1,175	1,175	0	0	0	0	0	0	0	0	0	0	0	0	0
0012	1,032	1	1,175	1,175	0	0	0	0	0	0	0	0	0	0	0	0	0
0013	1,032	1	1,175	1,175	0	0	0	0	0	0	0	0	0	0	0	0	0
0014	1,032	1	1,175	1,175	0	0	0	0	0	0	0	0	0	0	0	0	0
0015	1,032	1	1,175	1,175	0	0	0	0	0	0	0	0	0	0	0	0	0
0016	1,032	1	1,175	1,175	0	0	0	0	0	0	0	0	0	0	0	0	0
0017	1,032	1	1,175	1,175	0	0	0	0	0	0	0	0	0	0	0	0	0
0018	1,032	1	1,175	1,175	0	0	0	0	0	0	0	0	0	0	0	0	0
0019	1,032	1	1,175	1,175	0	0	0	0	0	0	0	0	0	0	0	0	0
0020	1,032	1	1,175	1,175	0	0	0	0	0	0	0	0	0	0	0	0	0
0021	1,032	1	1,175	1,175	0	0	0	0	0	0	0	0	0	0	0	0	0
0022	1,032	1	1,175	1,175	0	0	0	0	0	0	0	0	0	0	0	0	0
0023	1,032	1	1,175	1,175	0	0	0	0	0	0	0	0	0	0	0	0	0
0024	1,032	1	1,175	1,175	0	0	0	0	0	0	0	0	0	0	0	0	0
0025	1,032	1	1,175	1,175	0	0	0	0	0	0	0	0	0	0	0	0	0
0026	1,032	1	1,175	1,175	0	0	0	0	0	0	0	0	0	0	0	0	0
0027	1,032	1	1,175	1,175	0	0	0	0	0	0	0	0	0	0	0	0	0
0028	1,032	1	1,175	1,175	0	0	0	0	0	0	0	0	0	0	0	0	0
0029	1,032	1	1,175	1,175	0	0	0	0	0	0	0	0	0	0	0	0	0
0030	1,032	1	1,175	1,175	0	0	0	0	0	0	0	0	0	0	0	0	0
0031	1,032	1	1,175	1,175	0	0	0	0	0	0	0	0	0	0	0	0	0
0032	1,032	1	1,175	1,175	0	0	0	0	0	0	0	0	0	0	0	0	0
0033	1,032	1	1,175	1,175	0	0	0	0	0	0	0	0	0	0	0	0	0
0034	1,032	1	1,175	1,175	0	0	0	0	0	0	0	0	0	0	0	0	0
0035	1,032	1	1,175	1,175	0	0	0	0	0	0	0	0	0	0	0	0	0
0036	1,032	1	1,175	1,175	0	0	0	0	0	0	0	0	0	0	0	0	0
0037	1,032	1	1,175	1,175	0	0	0	0	0	0	0	0	0	0	0	0	0
0038	1,032	1	1,175	1,175	0	0	0	0	0	0	0	0	0	0	0	0	0
0039	1,032	1	1,175	1,175	0	0	0	0	0	0	0	0	0	0	0	0	0
0040	1,032	1	1,175	1,175	0	0	0	0	0	0	0	0	0	0	0	0	0
0041	1,032	1	1,175	1,175	0	0	0	0	0	0	0	0	0	0	0	0	0
0042	1,032	1	1,175	1,175	0	0	0	0	0	0	0	0	0	0	0	0	0
0043	1,032	1	1,175	1,175	0	0	0	0	0	0	0	0	0	0	0	0	0
0044	1,032	1	1,175	1,175	0	0	0	0	0	0	0	0	0	0	0	0	0
0045	1,032	1	1,175	1,175	0	0	0	0	0	0	0	0	0	0	0	0	0
0046	1,032	1	1,175	1,175	0	0	0	0	0	0	0	0	0	0	0	0	0
0047	1,032	1	1,175	1,175	0	0	0	0	0	0	0	0	0	0	0	0	0
0048	1,032	1	1,175	1,175	0	0	0	0	0	0	0	0	0	0	0	0	0
0049	1,032	1	1,175	1,175	0	0	0	0	0	0	0	0	0	0	0	0	0
0050	1,032	1	1,175	1,175	0	0	0	0	0	0	0	0	0	0	0	0	0

THE "MONTHLY AMOUNT OF PAYMENT (NET PAY)" IS BEFORE DEDUCTIONS FOR WITHHOLDING TAXES AND ALLOTMENTS, BUT AFTER DEDUCTIONS FOR SURVIVOR BENEFITS, WAIVERS TO OBTAIN BENEFITS FROM THE VETERANS ADMINISTRATION, DUAL COMPENSATION, ADJUSTMENTS, ETC.

"NUMBER RETIRED" INCLUDES, IN ADDITION TO "NUMBER PAID BY DOD," RETIRES WHOSE NET PAY IS ZERO OR LESS AFTER ANY SURVIVOR BENEFIT NUMBER DEDUCTIONS AND VARIOUS OTHER DEDUCTIONS SUCH AS VETERANS ADMINISTRATION PAYMENTS, DUAL COMPENSATION, PAY CAP LIMITATIONS RESULTING FROM CIVIL SERVICE EMPLOYMENT, AND REFUSAL OF RETIRED PAY.

TOTAL FOR "NUMBER PAID BY DOD" AND "MONTHLY PAYMENT" ARE FROM BUDGET FIGURES. FOR THESE COLUMNS "OTHER" IS A BALANCING ITEM.

OTHER INCLUDES RESIDENCES WITH NO RECOGNIZABLE ZIP CODE

THE ADDRESS IS THE CORRESPONDENCE ADDRESS OF THE PAYEE.

DMDC - UDD ACTUARY'S OFFICE

MAILING ADDRESS	DOD		ARMY		NAVY		USMC		USAF	
	NUMBER RETIRED	MONTHLY PAYMENT BY DOD	NUMBER RETIRED	MONTHLY PAYMENT BY DOD	NUMBER RETIRED	MONTHLY PAYMENT BY DOD	NUMBER RETIRED	MONTHLY PAYMENT BY DOD	NUMBER RETIRED	MONTHLY PAYMENT BY DOD
ALABAMA	31,688	29,817	15,493	14,127	5,114	3,957	1,113	854	12,030	11,381
ALASKA	4,781	4,479	1,937	1,866	466	414	133	129	1,220	1,128
ARIZONA	30,359	31,950	9,770	9,311	4,715	4,321	1,641	1,455	12,498	12,020
ARKANSAS	19,679	19,679	6,623	6,623	3,787	3,787	1,409	1,409	17,900	17,900
CALIFORNIA	209,447	191,567	42,773	37,519	15,862	14,288	5,533	4,974	64,231	60,519
COLORADO	33,644	33,336	12,773	11,831	3,607	3,288	1,211	1,105	16,383	15,708
CONNECTICUT	10,903	9,948	3,102	2,816	1,133	1,044	399	366	12,000	11,194
DELAWARE	4,288	4,106	1,682	1,612	613	566	199	192	2,500	2,399
DIST OF COLUMBIA	3,183	3,183	1,016	1,016	370	370	114	114	1,481	1,479
FLORIDA	129,300	128,251	33,580	29,897	11,968	11,017	4,553	4,119	50,212	47,208
GEORGIA	51,045	49,986	26,574	24,773	7,229	6,688	2,481	2,288	14,681	13,747
HAWAII	1,157	1,157	384	384	129	129	43	43	266	266
ILLINOIS	10,825	11,222	4,520	4,520	1,694	1,694	623	623	2,802	2,802
INDIANA	27,143	25,507	9,855	9,311	3,537	3,321	1,271	1,204	9,042	8,492
IOWA	16,290	15,593	5,448	5,177	1,927	1,827	670	633	4,271	4,077
KANSAS	6,607	6,085	2,855	2,607	1,000	927	333	307	2,174	2,074
KENTUCKY	17,291	16,459	5,822	5,424	2,021	1,879	685	637	1,912	1,775
KY	17,291	16,459	5,822	5,424	2,021	1,879	685	637	1,912	1,775
LOUISIANA	24,911	23,229	8,234	7,536	2,853	2,630	1,116	1,029	10,398	10,562
MAINE	8,623	8,276	3,373	3,224	1,198	1,138	412	395	2,925	2,796
MARYLAND	32,791	31,788	11,971	11,384	4,292	4,075	1,526	1,459	8,530	8,130
MASSACHUSETTS	20,507	19,782	7,082	6,756	2,529	2,419	883	843	6,330	6,000
MICHIGAN	11,629	11,177	4,181	3,956	1,421	1,370	505	478	2,470	2,350
MINNESOTA	11,629	11,177	4,181	3,956	1,421	1,370	505	478	2,470	2,350
MISSISSIPPI	2,197	2,197	714	714	262	262	97	97	820	820
MISSOURI	12,197	12,197	4,055	3,918	1,421	1,370	505	478	2,470	2,350
MONTANA	4,542	4,542	1,514	1,514	533	533	196	196	2,008	2,008
NEBRASKA	12,489	11,663	4,471	4,234	1,584	1,505	568	536	6,436	6,103
NEVADA	11,763	11,663	4,471	4,234	1,584	1,505	568	536	6,436	6,103
NEW HAMPSHIRE	7,701	7,076	2,644	2,424	898	826	309	286	3,180	2,925
NEW JERSEY	24,771	23,229	8,234	7,536	2,853	2,630	1,116	1,029	10,398	10,562
NEW YORK	44,924	43,006	15,906	14,924	5,511	5,111	1,886	1,769	15,390	14,433
NORTH CAROLINA	14,924	14,924	5,006	4,824	1,707	1,665	623	603	7,159	6,931
NORTH DAKOTA	4,924	4,924	1,623	1,623	573	573	211	211	9,146	8,935
OHIO	31,420	30,946	10,449	10,000	3,622	3,473	1,271	1,204	10,388	10,198
OKLAHOMA	26,611	25,946	9,000	8,622	3,177	3,029	1,133	1,074	10,717	10,425
OREGON	26,611	25,946	9,000	8,622	3,177	3,029	1,133	1,074	10,717	10,425
PENNSYLVANIA	38,863	37,132	12,915	12,244	4,599	4,380	1,631	1,550	15,541	14,893
PUERTO RICO	7,378	7,378	2,435	2,435	898	898	329	329	3,016	3,016
RHODE ISLAND	6,073	5,883	2,135	2,041	753	723	273	262	2,626	2,518
SOUTH CAROLINA	34,880	33,350	12,300	11,532	4,211	3,938	1,409	1,329	11,939	11,209
TENNESSEE	34,880	33,350	12,300	11,532	4,211	3,938	1,409	1,329	11,939	11,209
TEXAS	27,767	27,767	9,332	9,332	3,421	3,421	1,271	1,204	9,171	8,973
UTAH	13,770	12,923	4,520	4,234	1,584	1,505	568	536	5,923	5,637
VIRGINIA	2,592	2,592	878	878	322	322	122	122	3,258	3,258
WASHINGTON	78,620	76,321	26,512	24,947	9,047	8,622	3,177	2,994	17,488	16,628
WEST VIRGINIA	78,620	76,321	26,512	24,947	9,047	8,622	3,177	2,994	17,488	16,628
WISCONSIN	49,076	45,333	17,024	15,392	5,485	4,974	1,805	1,678	15,579	14,786
WYOMING	8,176	8,176	2,760	2,760	1,011	1,011	375	375	4,444	4,444
TOTAL	1,468,668	1,332,360	450,478	435,083	153,924	145,091	55,482	51,510	511,679	482,883

THE MONTHLY AMOUNT OF PAYMENT (NET PAY) IS BEFORE DEDUCTIONS FOR WITHHOLDING TAXES AND ALLOWANCES, BUT AFTER DEDUCTIONS FOR SURVIVOR BENEFITS, WAIVERS TO OBTAIN BENEFITS FROM THE VETERANS ADMINISTRATION, DUAL COMPENSATION, ADJUSTMENTS, ETC.

*NUMBER RETIRED INCLUDES, IN ADDITION TO NUMBER PAID BY DOD, RETIREES WHOSE NET PAY IS ZERO OR LESS AFTER ANY SURVIVOR BENEFIT PREMIUM DEDUCTIONS AND/OR VARIOUS OTHER OFFSETS SUCH AS VETERANS ADMINISTRATION PAYMENTS, DUAL COMPENSATION, PAY CAP LIMITATIONS RESULTING FROM CIVIL SERVICE EMPLOYMENT, AND REFUSAL OF RETIRED PAY.

TOTAL FOR NUMBER PAID BY DOD* AND *MONTHLY PAYMENT* ARE FROM BUDGET FIGURES. FOR THESE COLUMNS *OTHER* IS A BALANCING ITEM.

OTHER INCLUDES RESIDENCES WITH NO RECOGNIZABLE ZIP CODE, OVERSEAS ADDRESSES, INVALID ZIP CODES, AND MOST APO/FPO ZIP CODES.

THE ADDRESS IS THE CORRESPONDENCE ADDRESS OF THE PAYEE.

DMDC - DOD ACTUARY'S OFFICE

DEPARTMENT OF DEFENSE

STATUS OF FUNDS AND OTHER DATA FOR RETIRED PAY FOR FISCAL YEAR 1983 THROUGH 30 SEPTEMBER 1983

	---OBLIGATIONS---			---EXPENDITURES---			---ESTIMATED---		
	NUMBER END OF CURRENT MONTH	DOLLARS FISCAL YEAR TO DATE	NUMBER END OF CURRENT MONTH	DOLLARS FISCAL YEAR TO DATE	NUMBER ON ROLLS 30 SEPT	DOLLARS FISCAL YEAR TO DATE	NUMBER ON ROLLS 30 SEPT	DOLLARS FISCAL YEAR TO DATE	TOTAL COLLAG OBLIGATIONS FOR FISCAL YEAR
NON-DISABILITY	1,106,312	1,142,296,176	1,106,312	1,136,380,324	1,106,312	1,136,380,324	1,106,312	1,172,491,728	
REGULAR OFFICERS	160,935	1,326,251,669	160,935	1,326,251,669	160,935	1,326,251,669	160,935	1,326,251,669	
REGULAR ENLISTED	694,707	555,956,706	694,707	555,956,706	694,707	555,956,706	694,707	555,956,706	
NON-REGULAR OFFICERS	218,812	242,191,720	218,812	242,191,720	218,812	242,191,720	218,812	242,191,720	
NON-REGULAR ENLISTED	31,858	13,716,682	31,858	13,608,527	31,858	13,650,752	31,858	15,414,251	
* RETIRED RESERVIST	(112,325)	(91,642,567)	(112,325)	(91,777,755)	(112,325)	(91,810,061)	(112,325)	(105,969,268)	
NON-REGULAR OFFICERS	(28,874)	(80,246,334)	(28,874)	(80,008,444)	(28,874)	(80,036,599)	(28,874)	(95,065,268)	
NON-REGULAR ENLISTED	8,088	4,566,610	8,088	4,566,610	8,088	4,566,610	8,088	5,336,741	
TEMPORARY DISABILITY	6,944	3,149,651	6,944	3,149,651	6,944	3,149,651	6,944	3,149,651	
REGULAR ENLISTED	3,316	1,727,757	3,316	1,727,757	3,316	1,727,757	3,316	1,727,757	
NON-REGULAR OFFICERS	356	1,421,904	356	1,421,904	356	1,421,904	356	1,421,904	
PERMANENT DISABILITY	131,920	112,303,405	131,920	111,982,363	131,920	111,982,363	131,920	1,330,919,223	
REGULAR OFFICERS	18,147	34,980,329	18,147	34,980,329	18,147	34,980,329	18,147	408,466,515	
REGULAR ENLISTED	75,710	41,984,915	75,710	41,984,915	75,710	41,984,915	75,710	492,972,712	
NON-REGULAR OFFICERS	32,982	34,388,936	32,982	34,482,352	32,982	34,482,352	32,982	412,757,948	
NON-REGULAR ENLISTED	87,040	69,777,049	87,040	69,846,689	87,040	69,846,689	87,040	167,184,658	
FLEET RESERVE	87,040	69,777,049	87,040	69,846,689	87,040	69,846,689	87,040	87,040,558	
REGULAR ENLISTED	1,693	1,972,900	1,693	1,972,900	1,693	1,972,900	1,693	1,972,900	
NON-REGULAR ENLISTED	85,321	40,033,425	85,321	39,497,154	85,321	38,733,549	85,321	445,948,661	
SURVIVOR BENEFIT PLAN	12,636	3,061,122	12,636	3,244,334	12,636	3,244,334	12,636	3,061,122	
OLD PLAN (RSFP)	65,303	33,953,501	65,303	33,699,130	65,303	33,699,130	65,303	377,926,757	
NEW PLAN (SOP)	2,672	652,012	2,672	899,499	2,672	899,499	2,672	8,081,987	
RESERVE SBP (RSBP)	2,908	701,867	2,908	699,162	2,908	699,162	2,908	8,515,247	
SBP GUARANTEE FUND	2,908	1,167,426	2,908	1,025,177	2,908	1,025,177	2,908	10,295,317	
A.O. DIC SUPPLEMENT	0	0	0	-40,873	0	-2,377,381	0	0	
UNDISTRIBUTED OISB.	0	0	0	-40,873	0	-2,377,381	0	0	
TOTAL	1,418,681	1,368,576,666	1,418,681	1,362,072,172	1,418,681	1,362,072,172	1,418,681	1,493,318,503	

AVERAGE NUMBER OF INDIVIDUALS ON THE ROLLS FOR FISCAL YEAR TO DATE: 1,405,354. (CUMULATIVE MONTHLY TOTAL OF NUMBER OF INDIVIDUALS (UNDER OBLIGATIONS) THROUGH END OF CURRENT MONTH DIVIDED BY NUMBER OF MONTHS IN FISCAL YEAR TO DATE.)

AVERAGE ANNUAL RETIRED PAY OF THOSE INDIVIDUALS ON THE ROLLS FOR THE FISCAL YEAR TO DATE: \$13,336.54. (FISCAL-YEAR-TO-DATE OBLIGATIONS DIVIDED BY AVERAGE NUMBER OF INDIVIDUALS ON ROLLS FOR FY TO DATE (NUMBER DERIVED ABOVE) ADJUSTED TO AN ANNUAL AVERAGE RATE.)

TOTAL GAINS: CURRENT MONTH: 7,189 FISCAL YEAR TO DATE: 82,290

TOTAL LOSSES: CURRENT MONTH: 4,571 FISCAL YEAR TO DATE: 54,199

*MEMORANDUM ENTRY. NUMBER AND COLLAR AMOUNTS INCLUDED IN THE APPROPRIATE NON-DISABILITY CATEGORY. SURVIVORS ARE REPORTED BY RETIRED MEMBER. SURVIVOR TOTALS DO NOT INCLUDE QUAYLE AMENDMENT RESTORED SURVIVING WIDOWS AND STUDENT CHILDREN.

BASED ON ACTUAL ARMY DATA THROUGH SEP/78
 BASED ON ACTUAL NAVY DATA THROUGH SEP/78
 BASED ON ACTUAL AIR FORCE DATA THROUGH SEP/78
 BASED ON ACTUAL AIR FORCE DATA THROUGH SEP/78

DOD ACTUARY'S OFFICE

STATUS OF FUNDS AND OTHER DATA FOR RETIRED PAY FOR FISCAL YEAR 1983 THROUGH 30 SEPTEMBER 1983

	OBLIGATIONS		EXPENDITURES		ESTIMATED	
	NUMBER CURRENT MONTH	DOLLARS FISCAL YEAR TO DATE	NUMBER END OF CURRENT MONTH	DOLLARS CURRENT MONTH	NUMBER ON ROLLS 30 SEPT	TOTAL DOLLAR OBLIGATIONS FOR FISCAL YEAR
NON-DISABILITY REGULAR ENLISTED	41,156	5,353,446,884	41,156	457,933,184.47	41,156	5,353,446,884
NON-DISABILITY REGULAR ENLISTED	31,476	1,352,393,108	31,476	217,229,585.13	31,476	1,352,393,108
NON-DISABILITY NON-REGULAR ENLISTED	31,476	2,951,233,876	31,476	251,709,161.06	31,476	2,951,233,876
NON-DISABILITY NON-REGULAR ENLISTED	5,875	1,011,430,619	5,875	86,407,770.84	5,875	1,011,430,619
NON-DISABILITY NON-REGULAR ENLISTED	5,875	2,552,893	5,875	28,335,664.13	5,875	2,552,893
RETIREE RESERVISTS	39,959	25,073,899	39,959	22,009,169.87	39,959	25,073,899
NON-REGULAR ENLISTED	28,632	22,170,238	28,632	20,011,268.76	28,632	22,170,238
NON-REGULAR ENLISTED	5,875	2,893,661	5,875	2,000,000.11	5,875	2,893,661
TEMPORARY DISABILITY	1,940	1,356,337	1,940	1,139,513.45	1,940	1,356,337
REGULAR ENLISTED	1,940	706,940	1,940	597,719.22	1,940	706,940
NON-REGULAR ENLISTED	1,940	649,397	1,940	541,794.23	1,940	649,397
NON-REGULAR ENLISTED	27	1,311,661	27	12,801,867	27	1,311,661
PERMANENT DISABILITY	39,787	40,109,921	39,787	39,734,301.41	39,787	40,109,921
REGULAR ENLISTED	2,762	1,373,121	2,762	1,290,169.55	2,762	1,373,121
NON-REGULAR ENLISTED	24,274	1,000,430,511	24,274	1,000,430,511	24,274	1,000,430,511
NON-REGULAR ENLISTED	9,641	1,773,090	9,641	1,773,090	9,641	1,773,090
NON-REGULAR ENLISTED	110	48,149	110	11,622,612.31	110	48,149
SURVIVOR BENEFIT PLAN	20,850	9,694,608	20,850	9,738,603.14	20,850	9,694,608
OLD PLAN (OSBP)	14,742	7,227,449	14,742	7,227,449	14,742	7,227,449
NEW PLAN (NSBP)	5,108	2,467,159	5,108	2,511,154.21	5,108	2,467,159
RESERVE SBP (RSBP)	235	2,559,400	235	2,559,400	235	2,559,400
SBP GUARANTEED MIN.	873	580,729	873	520,930.56	873	580,729
A-D, DIC SUPPLEMENT	0	0	0	4,694,982	0	0
UNDISTRIBUTED DISB.	0	0	0	-8,488.59	0	0
TOTAL	503,733	514,449,612	503,733	508,537,117.88	503,733	5,946,751,805

AVERAGE NUMBER OF INDIVIDUALS ON THE ROLLS FOR FISCAL YEAR TO DATE: 498,933 (CUMULATIVE MONTHLY TOTAL OF NUMBER OF INDIVIDUALS (UNDER OBLIGATIONS) THROUGH END OF CURRENT MONTH DIVIDED BY NUMBER OF MONTHS IN FISCAL YEAR TO DATE).

AVERAGE ANNUAL RETIRED PAY OF THOSE INDIVIDUALS ON THE ROLLS FOR FISCAL YEAR TO DATE: \$11,918.94. (FISCAL-YEAR-TO-DATE OBLIGATIONS DIVIDED BY AVERAGE NUMBER OF INDIVIDUALS ON ROLLS FOR FY TO DATE (NUMBER DERIVED ABOVE) ADJUSTED TO AN ANNUAL AVERAGE RATE.)

TOTAL GAINS: CURRENT MONTH: 2,123 FISCAL YEAR TO DATE: 24,564

TOTAL LOSSES: CURRENT MONTH: 1,074 FISCAL YEAR TO DATE: 13,273

MEMORANDUM ENTRY NUMBER AND DOLLAR AMOUNTS INCLUDED IN THE APPROPRIATE NON-DISABILITY CATEGORY. SURVIVORS ARE REPORTED BY RETIREE COMMAND NUMBER. SURVIVOR TOTALS DO NOT INCLUDE AMENDMENT RESTORED SURVIVING WIDOWS AND STUDENT CHILDREN.

DEPARTMENT OF THE NAVY (MARINE CORPS)

STATUS OF FUNDS AND CTR DATA FOR RETIRED PAY FOR FISCAL YEAR 1983 THROUGH 30 SEPTEMBER 1983

	OBLIGATIONS		EXPENDITURES		ESTIMATE	
	NUMBER END OF CURRENT MONTH	DOLLARS CURRENT MONTH	NUMBER END OF CURRENT MONTH	DOLLARS FISCAL YEAR TO DATE	NUMBER ROLLS 30 SEPT	TOTAL DOLLARS CHLIGATIONS F YR FISCAL YEAR
NON-DISABILITY	43,125	50,925,880	43,125	51,113,992.15	43,125	50,925,880
REGULAR ENLISTED	14,947	2,275,732	14,947	2,275,732	14,947	2,275,732
REGULAR ENLISTED	2,445	2,775,127	2,445	2,775,127	2,445	2,775,127
NON-REGULAR ENLISTED	3,174	2,260,482	3,174	2,260,482	3,174	2,260,482
NON-REGULAR ENLISTED	5,555	2,675,858	5,555	2,675,858	5,555	2,675,858
* RETIRED RESERVE	(2,851)	(2,031,753)	(2,851)	(2,031,753)	(2,851)	(2,031,753)
NON-REGULAR ENLISTED	(2,256)	(1,773,268)	(2,256)	(1,773,268)	(2,256)	(1,773,268)
NON-REGULAR ENLISTED	(595)	(260,485)	(595)	(260,485)	(595)	(260,485)
TEMPORARY DISABILITY	851	4,738,131	851	4,738,131	851	4,738,131
REGULAR ENLISTED	764	3,207,782	764	3,207,782	764	3,207,782
NON-REGULAR ENLISTED	87	530,349	87	530,349	87	530,349
PERMANENT DISABILITY	11,068	7,422,502.95	11,068	7,422,502.95	11,068	7,422,502.95
REGULAR ENLISTED	8,004	3,659,133	8,004	3,659,133	8,004	3,659,133
NON-REGULAR ENLISTED	2,955	3,763,369	2,955	3,763,369	2,955	3,763,369
FLEET RESERVE	11,466	5,784,049	11,466	5,784,049	11,466	5,784,049
REGULAR ENLISTED	11,466	5,784,049	11,466	5,784,049	11,466	5,784,049
NON-REGULAR ENLISTED	0	0	0	0	0	0
SURVIVOR BENEFIT PLAN	2,821	1,261,071	2,821	1,261,071	2,821	1,261,071
OLD PLAN (RSFP)	3,300	10,420	3,300	10,420	3,300	10,420
NEW PLAN (SBB)	2,152	1,169,651	2,152	1,169,651	2,152	1,169,651
RESERVE SBB (RCSBP)	185	2,855	185	2,855	185	2,855
SBP GUARANTEED MIN.	106	18,569	106	18,569	106	18,569
A.O. DIC SUPPLEMENT	88	4,561	88	4,561	88	4,561
TOTAL	69,331	69,940,241	69,331	70,185,013.69	69,331	820,563,113

AVERAGE NUMBER OF INDIVIDUALS ON THE ROLLS FOR FISCAL YEAR TO DATE: 68,713 (CUMULATIVE MONTHLY TOTAL OF NUMBER OF INDIVIDUALS UNDER OBLIGATIONS) THROUGH END OF CURRENT MONTH DIVIDED BY NUMBER OF MONTHS IN FISCAL YEAR TO DATE.

AVERAGE ANNUAL RETIRED PAY OF THOSE INDIVIDUALS ON THE ROLLS FOR THE FISCAL YEAR TO DATE: \$11,941.89 (FISCAL YEAR-TO-DATE OBLIGATIONS DIVIDED BY AVERAGE NUMBER OF INDIVIDUALS ON ROLLS FOR FY TO DATE (NUMBER DERIVED ABOVE) ADJUSTED TO AN ANNUAL AVERAGE RATE.

TOTAL GAINS: CURRENT MONTH: 556 FISCAL YEAR TO DATE: 5,555

TOTAL LOSSES: CURRENT MONTH: 427 FISCAL YEAR TO DATE: 4,644

*MEMORANDUM ENTRY. NUMBER AND COLLAR AMOUNTS INCLUDED IN THE APPROPRIATE NON-DISABILITY CATEGORY. SURVIVORS ARE REPORTED BY RETIRED MEMBER. SURVIVOR TOTALS DO NOT INCLUDE QUAYLE AMENDMENT RESTORED SURVIVING WIDOWS AND STUDENT CHILDREN.

BASED ON ACTUAL MARINE CORPS DATA THROUGH SEP/FY83

DDO ACTUARY'S OFFICE

NOVEMBER 29, 1983

DEPARTMENT OF THE NAVY

STATUS OF FUNDS AND OTHER DATA FOR RETIRED PAY FOR FISCAL YEAR 1983 THROUGH 30 SEPTEMBER 1983

	OBLIGATIONS		EXPENDITURES		DOLLARS		DOLLARS		ESTIMATE	
	NUMBER END OF CURRENT MONTH	COLLARS CURRENT MONTH	DOLLARS YEAR TO DATE	NUMBER END OF CURRENT MONTH	DOLLARS CURRENT MONTH	FISCAL YEAR TO DATE	NUMBER ROLLS 30 SEPT	TOTAL COLLAR OBLIGATIONS FISCAL YEAR	ON FISCAL YEAR	ON FISCAL YEAR
NON-DISABILITY	235,395	239,770,000	2,771,505,000	235,395	239,770,000	2,771,505,000	235,395	2,771,505,000	235,395	2,771,505,000
REGULAR OFFICERS	104,428	104,428,000	1,226,000,000	104,428	104,428,000	1,226,000,000	104,428	1,226,000,000	104,428	1,226,000,000
REGULAR ENLISTED	137,442	137,442,000	1,545,505,000	137,442	137,442,000	1,545,505,000	137,442	1,545,505,000	137,442	1,545,505,000
NON-REGULAR OFFICERS	18,290	23,900,000	266,225,000	18,290	23,900,000	266,225,000	18,290	266,225,000	18,290	266,225,000
NON-REGULAR ENLISTED	12,473	5,182,700	66,473,000	12,473	5,182,700	66,473,000	12,473	66,473,000	12,473	66,473,000
RETIREE RESERVE	(34,558)	(20,667,000)	(23,553,000)	(34,558)	(20,667,000)	(23,553,000)	(34,558)	(23,553,000)	(34,558)	(23,553,000)
NON-REGULAR OFFICERS	(29,980)	(16,822,000)	(19,405,000)	(29,980)	(16,822,000)	(19,405,000)	(29,980)	(19,405,000)	(29,980)	(19,405,000)
NON-REGULAR ENLISTED	(4,578)	(3,845,000)	(4,148,000)	(4,578)	(3,845,000)	(4,148,000)	(4,578)	(4,148,000)	(4,578)	(4,148,000)
TEMPORARY DISABILITY	2,888	1,715,000	19,580,000	2,888	1,715,000	19,580,000	2,888	19,580,000	2,888	19,580,000
REGULAR OFFICERS	2,422	1,092,000	13,925,000	2,422	1,092,000	13,925,000	2,422	13,925,000	2,422	13,925,000
REGULAR ENLISTED	466	623,000	5,655,000	466	623,000	5,655,000	466	5,655,000	466	5,655,000
NON-REGULAR OFFICERS	183	70,000	810,000	183	70,000	810,000	183	810,000	183	810,000
NON-REGULAR ENLISTED										
PERMANENT DISABILITY	25,067	19,209,000	227,993,000	25,067	19,209,000	227,993,000	25,067	227,993,000	25,067	227,993,000
REGULAR OFFICERS	5,000	8,113,000	96,831,000	5,000	8,113,000	96,831,000	5,000	96,831,000	5,000	96,831,000
REGULAR ENLISTED	16,444	2,424,000	29,476,000	16,444	2,424,000	29,476,000	16,444	29,476,000	16,444	29,476,000
NON-REGULAR OFFICERS	2,599	2,441,000	2,538,000	2,599	2,441,000	2,538,000	2,599	2,538,000	2,599	2,538,000
NON-REGULAR ENLISTED	1,024	370,000	4,392,000	1,024	370,000	4,392,000	1,024	4,392,000	1,024	4,392,000
FLEET RESERVE	75,574	59,921,000	72,921,000	75,574	59,921,000	72,921,000	75,574	72,921,000	75,574	72,921,000
REGULAR OFFICERS	77,274	59,921,000	72,921,000	77,274	59,921,000	72,921,000	77,274	72,921,000	77,274	72,921,000
NON-REGULAR ENLISTED	1,693	1,472,000	1,800,000	1,693	1,472,000	1,800,000	1,693	1,800,000	1,693	1,800,000
SURVIVOR BENEFIT PLAN	21,786	10,718,000	121,196,000	21,786	10,718,000	121,196,000	21,786	121,196,000	21,786	121,196,000
OLD PLAN (NSFP)	2,610	7,927,000	9,423,000	2,610	7,927,000	9,423,000	2,610	9,423,000	2,610	9,423,000
NEW PLAN (SFP)	17,045	9,291,000	109,273,000	17,045	9,291,000	109,273,000	17,045	109,273,000	17,045	109,273,000
RESERVE SDB (RCSDB)	365	135,000	1,443,000	365	135,000	1,443,000	365	1,443,000	365	1,443,000
SDB GUARANTEED MIN.	1,379	1,379,000	4,151,000	1,379	1,379,000	4,151,000	1,379	4,151,000	1,379	4,151,000
A.O. DIC SUPPLEMENT		169,000	1,684,000		169,000	1,684,000		1,684,000		1,684,000
UNDISTRIBUTED DISB.	0	0	0	0	0	0	0	0	0	0
TOTAL	360,710	331,400,000	3,878,100,000	360,710	331,401,279.77	3,865,129,930.88	360,710	3,878,100,000	360,710	3,878,100,000

AVERAGE NUMBER OF INDIVIDUALS ON THE ROLLS FOR FISCAL YEAR TO DATE: 357,842. (CUMULATIVE MONTHLY TOTAL OF NUMBER OF INDIVIDUALS UNDER OBLIGATIONS) THROUGH END OF CURRENT MONTH DIVIDED BY NUMBER OF MONTHS IN FISCAL YEAR TO DATE.

AVERAGE ANNUAL RETIRED PAY OF THOSE INDIVIDUALS ON THE ROLLS FOR THE FISCAL YEAR TO DATE: 10,815.11. (FISCAL-YEAR-TOTAL OBLIGATIONS DIVIDED BY AVERAGE NUMBER OF INDIVIDUALS ON ROLLS FOR FY TO DATE (NUMBER DERIVED ABOVE) ADJUSTED TO AN ANNUAL AVERAGE RATE.

TOTAL GAINS: CURRENT MONTH: 2,310 FISCAL YEAR TO DATE: 25,491
 TOTAL LOSSES: CURRENT MONTH: 1,608 FISCAL YEAR TO DATE: 18,926

*MEMORANDUM ENTRY. NUMBER AND COLLAR AMOUNTS INCLUDED IN THE APPROPRIATE NON-DISABILITY CATEGORY. SURVIVORS ARE REPORTED BY RETIRED MEMBER. SURVIVOR TOTALS DO NOT INCLUDE GUAYLE AMENMENT RESTORED SURVIVING WIDOWS AND STUDENT CHILDREN.

BASED ON ACTUAL NAVY DATA THROUGH SEP/FY83 DOD ACTUARIES OFFICE

DEPARTMENT OF THE ARMY

NOVEMBER 29, 1983

STATUS OF FUNDS AND OTHER DATA FOR RETIRED PAY FOR FISCAL YEAR 1983 THROUGH 30 SEPTEMBER 1983

	---OBLIGATIONS---		---EXPENDITURES---		DOLLARS		DOLLARS		ESTIMATE	
	NUMBER END OF CURRENT MONTH	COLLARS CURRENT MONTH	DOLLARS FISCAL YEAR TO DATE	NUMBER END OF CURRENT MONTH	DOLLARS CURRENT MONTH	FISCAL YEAR TO DATE	NUMBER ON ROLLS 30 SEPT	TOTAL DOLLAR OBLIGATIONS FOR FISCAL YEAR	NUMBER ON ROLLS 30 SEPT	TOTAL DOLLAR OBLIGATIONS FOR FISCAL YEAR
NON-DISABILITY REGULAR OFFICERS	386,636	386,636	4,536,432,856	386,636	387,556,131,29	4,532,917,709,47	386,636	4,536,432,856	386,636	4,536,432,856
REGULAR ENLISTED OFFICERS	217,004	178,977,497	2,078,517,530	221,004	176,794,588,054	2,068,196,224,32	217,004	2,078,517,530	217,004	2,078,517,530
NON-REGULAR OFFICERS	117,337	128,411,931	1,516,803,312	117,337	128,200,212,553	1,510,434,701,91	117,337	1,516,803,312	117,337	1,516,803,312
NON-REGULAR ENLISTED	12,995	5,061,301	56,574,635	12,995	4,986,640,338	56,189,080,52	12,995	56,574,635	12,995	56,574,635
*RETIRED RESERVIST OFFICERS	(59,333)	(48,171,563)	(59,485,793)	(59,333)	(46,171,961,003)	(59,485,793,00)	(59,333)	(59,485,793)	(59,333)	(59,485,793)
NON-REGULAR OFFICERS	(56,426)	(4,764,863)	(48,336,437)	(56,426)	(41,407,068,00)	(48,733,642,00)	(56,426)	(48,733,642)	(56,426)	(48,733,642)
NON-REGULAR ENLISTED	(12,909)	(4,764,863)	(5,149,356)	(12,909)	(4,764,863,00)	(5,149,356,00)	(12,909)	(5,149,356)	(12,909)	(5,149,356)
TEMPORARY OFFICERS	2,009	1,265,456	1,265,456	2,009	1,102,119,633	1,357,731,933	2,009	1,265,456	2,009	1,265,456
REGULAR ENLISTED	2,007	970,123	10,257,493	2,007	825,320,82	10,413,083,053	2,007	970,123	2,007	970,123
NON-REGULAR OFFICERS	110	14,333	1,625,037	110	112,468,80	1,741,684,028	110	14,333	110	14,333
NON-REGULAR ENLISTED	119	16,601	770,730	155	52,590,34	628,674,48	119	16,601	119	16,601
PERMANENT DISABILITY	55,998	4,577,025	542,225,696	55,998	4,622,946,37	539,545,409,40	55,998	4,577,025	55,998	4,577,025
REGULAR OFFICERS	5,550	10,500,048	12,659,599	5,550	10,488,163,80	12,458,624,57	5,550	10,500,048	5,550	10,500,048
REGULAR ENLISTED	26,988	1,766,970	17,894,773	26,988	14,621,941,48	17,109,866,453	26,988	1,766,970	26,988	1,766,970
NON-REGULAR OFFICERS	19,807	1,755,560	23,694,544	19,807	19,537,403,92	23,309,993,921,4	19,807	1,755,560	19,807	1,755,560
NON-REGULAR ENLISTED	3,653	5,5716	11,036,440	3,653	538,437,17	10,828,728,16	3,653	5,5716	3,653	5,5716
SURVIVOR BENEFIT PLAN	40,064	18,055,546	20,573,036	40,064	17,696,952,23	19,935,958,936	40,064	18,055,546	40,064	18,055,546
OLD PLAN (OSBP)	31,440	15,771,305	17,425,171	31,440	15,420,457,84	17,282,404,273,1	31,440	15,771,305	31,440	15,771,305
NEW PLAN (NSBP)	1,172	2,284,241	3,147,865	1,172	2,276,494,39	3,153,554,663	1,172	2,284,241	1,172	2,284,241
RESERVE SBP (RSBP)	1,172	293,732	3,401,100	1,172	290,904,60	3,378,104,635	1,172	293,732	1,172	293,732
SBP GUARANTEE MIN.	1,172	37,978	4,511,232	1,172	291,503,380	3,358,102,63	1,172	37,978	1,172	37,978
A.O. DIC SUPPLEMENT	0	0	0	0	-32,388,71	-33,586,43	0	0	0	0
UNDISTRIBUTED DISB.	485,107	453,186,812	5,294,435,406	485,107	451,948,760,81	5,285,266,441,13	485,107	453,186,812	485,107	5,294,435,406
TOTAL										

AVERAGE NUMBER OF INDIVIDUALS ON THE ROLLS FOR FISCAL YEAR TO DATE: 479,866 (CUMULATIVE MONTHLY TOTAL OF NUMBER OF INDIVIDUALS UNDER OBLIGATIONS) THROUGH END OF CURRENT MONTH DIVIDED BY NUMBER OF MONTHS IN FISCAL YEAR TO DATE.

AVERAGE ANNUAL RETIRED PAY OF THOSE INDIVIDUALS ON THE ROLLS FOR THE FISCAL YEAR TO DATE: 11,033.15. (FISCAL-YEAR-TO-DATE OBLIGATION DIVIDED BY AVERAGE NUMBER OF INDIVIDUALS ON ROLLS FOR FY TO DATE (NUMBER DERIVED ABOVE) ADJUSTED TO AN ANNUAL AVERAGE RATE.

TOTAL GAINS: CURRENT MONTH: 2+200 FISCAL YEAR TO DATE: 26+630

TOTAL LOSSES: CURRENT MONTH: 1+262 FISCAL YEAR TO DATE: 17+356

*MEMORANDUM ENTRY NUMBER AND COLLAR AMOUNTS INCLUDED IN THE APPROPRIATE NON-DISABILITY CATEGORY. SURVIVORS ARE REPORTED UNDER MEMBER CATEGORY. SURVIVOR TOTALS DO NOT INCLUDE GUARTEE PENDENT RESTORED SURVIVING WIDOWS AND STUDENT CHILDREN.

BASED ON ACTUAL ARMY

DATA THROUGH SEP/83

DDO ACTUARY'S OFFICE

ANNUAL DOD OBLIGATIONS OR EXPENDITURES
FOR MILITARY RETIRED OR RETAINER PAY (Cont.)
(thousands)
1900-Present

<u>Year</u>	<u>Total</u>	<u>Army</u>	<u>Navy</u>	<u>Marine Corps</u>	<u>Air Force</u>
1965	\$1,385,577	\$ 560,991	\$ 437,600	\$ 62,147	\$ 324,839
1966	1,592,352	636,148	483,792	69,212	403,200
1967	1,831,160	722,592	537,251	78,535	492,782
1968	2,093,477	800,026	602,932	91,541	590,978
1969	2,442,942	933,286	679,092	113,324	717,240
1970	2,853,234	1,074,963	769,146	136,948	872,177
1971	3,388,999	1,245,539	891,800	165,726	1,085,934
1972	3,889,115	1,409,277	995,823	192,700	1,291,315
1973	4,392,196	1,574,522	1,092,348	218,230	1,507,096
1974	5,136,897	1,818,052	1,254,221	258,824	1,805,800
1975	6,238,511	2,168,130	1,516,963	313,049	2,240,369
1976	7,300,051	2,501,331	1,777,600	367,210	2,653,910
1977	8,218,698	2,788,229	1,999,560	416,674	3,014,235
1978	9,173,164	3,086,445	2,238,600	468,116	3,380,003
1979	10,282,047	3,450,391	2,504,924	527,412	3,799,320
1980	11,919,617	3,990,756	2,894,100	612,924	4,421,837
1981	13,724,427	4,583,750	3,335,100	707,681	5,097,896
1982	14,940,475	4,974,984	3,627,900	771,442	5,566,149
1983	15,931,850	5,294,435	3,870,100	820,563	5,946,752

Notes: Navy and Marine Corps figures for 1920-1935 have been estimated.
Air Force figures prior to 1952 are included with Army.
Figures subsequent to 1950 are obligations.
Survivor payments are included.
Veterans Administration payments are not included.

DMDC - DoD Office of the Actuary

ANNUAL DOD OBLIGATIONS OR EXPENDITURES
FOR MILITARY RETIRED OR RETAINER PAY
(thousands)
1900-Present

<u>Year</u>	<u>Total</u>	<u>Army</u>	<u>Navy</u>	<u>Marine Corps</u>	<u>Air Force</u>
1900	\$ 3,514	\$ 2,217	\$ 1,217	\$ 80	
1905	4,955	3,172	1,673	110	
1910	7,892	5,179	2,442	271	
1915	9,639	5,846	3,459	334	
1920	10,584	5,500	4,598	486	
1925	24,877	14,634	9,159	1,084	
1930	34,345	19,242	13,583	1,520	
1935	41,109	20,862	18,157	2,090	
1940	65,969	25,568	35,269	3,132	
1945	57,443	37,000	17,453	2,990	
1950	229,966	106,649	111,968	11,349	
1952	330,597	167,346	117,695	12,995	\$ 32,561
1953	356,386	177,929	127,047	14,400	37,010
1954	386,298	188,000	141,207	15,539	41,552
1955	422,102	203,425	155,277	17,620	45,780
1956	478,932	227,250	179,064	20,022	52,596
1957	510,784	238,294	192,397	21,828	58,265
1958	560,962	256,870	212,074	24,552	67,466
1959	634,542	284,072	240,766	28,284	81,420
1960	692,922	299,916	264,013	31,818	97,175
1961	787,806	333,731	295,300	36,500	122,275
1962	895,854	375,782	322,458	41,141	156,473
1963	1,014,775	425,100	350,508	46,188	192,979
1964	1,211,215	500,976	398,444	53,945	257,850

FOOTNOTES TO NUMBER OF RETIRED MILITARY PERSONNEL BY YEAR, 1900-PRESENT

- 1 Figures are as of 30 June in each year prior to and including 1975, except that some of the figures for Navy and Marine Corps Officers are as of 1 January. From 1976 on figures are as of 30 September.
- 2 Emergency Officers Retired List (WWI), Reserve Officers Retired List (WWII) and P.L. 262, 77th Congress. Responsibility for payment of retirement benefits to the Reserve Officers Retired List was transferred to the Army and Air Force effective 1 July 1950. Omitted after 1965.
- 3 Figures for 1910 and for 1917-1949, both inclusive, are wholly or partly estimated.
- 4 Prior to 1 July 1950 the retired Air Force personnel are included in the Army figures.
- 5 Estimated.

NOTE: Beginning with 1950 the figures represent the number of retired military personnel receiving retired pay. Prior to that date the figures may include personnel not receiving retired pay, particularly during the 1940's. Honorary retirements are excluded in all cases, however.

Retiree figures include Non-disabled, Temporary Disabled, Permanently Disabled, Reserve Retired, and Fleet Reserve.

NUMBER OF RETIRED MILITARY PERSONNEL RECEIVING RETIRED PAY BY YEAR, 1900 - PRESENT
(Excludes Honorary Retirements)

Year ¹	Officers (Including Female Medical)						Enlisted (Including Fleet Reserve)					
	Total	Total Officers	Army	Navy	Marine Corps	Air Force	Veterans ² Admin.	Total Enlisted	Army	Navy	Marine Corps ³	Air Force ⁴
1960	255,089	122,373	63,353	35,961	4,913	16,752	1,394	132,716	38,963	65,569	7,976	20,208
61	291,268	136,405	70,688	38,330	5,400	20,693	1,294	154,683	44,473	74,389	9,173	26,648
62	326,687	147,997	76,142	40,299	5,965	24,385	1,206	178,690	50,593	83,945	10,501	33,651
63	379,639	163,424	83,664	42,622	6,547	29,461	1,130	216,215	64,549	93,856	11,594	46,216
64	431,608	178,818	89,287	45,502	7,176	35,794	1,059	252,790	77,329	103,587	13,202	58,672
1965	480,563	193,561	94,224	48,154	7,812	42,377	994	287,002	88,877	112,429	14,612	71,084
66	524,699	205,496	99,096	50,106	8,126	48,168		319,203	101,978	117,112	15,343	84,770
67	584,388	219,166	104,271	52,345	8,672	53,878		365,222	116,254	130,272	17,880	100,816
68	644,855	232,892	109,080	54,906	9,205	59,701		411,963	128,807	143,237	21,065	118,854
69	706,754	245,801	114,039	57,043	9,855	64,864		460,953	149,522	151,397	25,152	134,882
1970	764,898	263,422	119,291	60,352	10,644	73,135		501,476	162,697	158,697	28,548	151,534
71	822,635	280,817	125,291	63,664	11,625	80,237		541,818	172,362	167,032	31,330	171,094
72	880,664	294,214	130,613	65,864	12,244	85,493		586,450	182,237	175,106	33,789	195,318
73	935,272	306,426	134,527	68,104	12,852	90,943		628,846	193,147	180,672	35,809	219,218
74	989,834	318,587	138,796	70,514	13,560	95,717		671,247	203,589	188,994	38,349	240,315
1975	1,043,923	330,024	142,636	72,972	14,116	100,300		713,899	211,395	199,409	39,694	263,401
76	1,096,184	344,940	149,337	75,729	14,808	105,066		751,244	220,428	210,070	41,643	279,103
77	1,155,353	362,708	157,012	78,638	15,985	111,073		792,645	233,427	219,200	42,863	297,155
78	1,192,055	375,839	161,393	81,449	16,989	116,008		816,216	239,039	226,264	43,837	307,076
79	1,228,494	398,808	166,590	83,947	17,874	121,397		838,686	246,193	230,831	44,544	317,118
1980	1,264,525	403,562	171,572	86,395	18,785	126,810		860,963	253,326	236,152	45,474	326,011
81	1,288,962	413,862	174,540	88,835	19,578	130,909		875,100	256,895	240,567	45,391	332,247
82	1,313,433	423,748	176,921	91,181	20,310	135,336		889,685	262,517	243,275	45,576	338,317
83	1,333,360	431,762	178,177	93,092	20,962	139,531		901,598	266,866	245,832	45,548	343,352

NUMBER OF RETIRED MILITARY PERSONNEL RECEIVING RETIRED PAY BY YEAR, 1900 - PRESENT
(Excludes Honorary Retirements)

Year ¹	Total	Officers (Including Female Medical)					Enlisted (Including Fleet Reserve)				
		Total Officers	Army	Navy	Marine Corps	Air ⁴ Force	Veterans ² Admin.	Total Enlisted	Army	Navy	Marine ³ Corps
1930	32,838	10,862	2,811	1,723	245	6,083	21,976	9,066	11,705	1,205	
31	34,438	11,418	2,953	1,844	257	6,364	23,020	9,211	12,557	1,252	
32	35,686	11,707	3,088	1,932	272	6,415	23,979	9,450	13,238	1,291	
33	36,667	11,721	3,220	2,151	343	6,007	24,946	9,599	14,014	1,333	
34	34,546	7,693	3,397	2,375	355	1,566	26,853	9,946	15,480	1,427	
1935	37,437	8,512	3,862	2,554	419	1,677	28,925	10,308	17,090	1,527	
36	40,149	9,055	4,021	2,732	419	1,811	31,094	10,517	18,937	1,640	
37	42,307	9,501	4,185	2,935	540	1,841	32,806	10,646	20,437	1,723	
38	44,517	9,867	4,309	3,153	574	1,831	34,650	10,771	22,075	1,804	
39	47,195	10,219	4,475	3,304	627	1,813	36,975	11,025	24,061	1,890	
1940	48,374	10,697	4,661	3,586	666	1,784	37,677	11,099	24,884	1,694	
41	50,433	11,820	4,755	3,783	665	1,617	38,613	11,302	25,811	1,500	
42	51,230	12,634	5,333	3,978	657	2,646	38,596	11,855	25,313	1,428	
43	50,532	13,001	5,453	4,110	676	2,762	37,531	12,456	23,763	1,312	
44	53,403	14,943	5,912	4,324	732	3,975	38,460	14,146	23,022	1,292	
1945	64,456	23,777	6,604	4,871	776	11,526	40,679	15,498	23,782	1,399	
46	85,532	38,075	7,812	5,761	1,031	23,471	47,457	18,170	27,538	1,749	
47	103,314	49,645	9,525	9,989	1,153	28,978	53,669	22,400	29,214	2,055	
48	119,311	57,433	10,467	12,972	1,828	32,166	61,878	26,067	33,389	2,422	
49	124,864	61,026	12,930	13,514	1,951 ⁵	32,631	63,838	26,475	34,798	2,564	
1950	132,828	66,745	15,563	16,228	2,046	32,908	66,083	26,865	36,489	2,729	
51	135,498	70,841	41,413	17,169	2,135	1,926	64,657	23,572	32,815	2,878	5,392
52	143,107	73,294	42,597	18,173	2,238	1,710	69,813	25,680	34,308	3,891	5,934
53	155,892	76,891	43,949	19,931	2,428	1,577	79,001	28,003	39,297	4,250	7,451
54	169,574	81,382	45,602	21,477	2,668	1,832	88,192	29,684	44,854	5,069	8,585
1955	180,827	87,323	48,855	23,321	2,937	1,794	93,504	30,159	49,329	5,126	8,890
56	192,137	92,764	51,489	25,103	3,255	1,675	99,373	31,042	53,098	5,504	9,729
57	200,381	100,212	54,468	28,115	3,648	1,635	100,169	32,563	50,441	5,843	11,322
58	215,066	107,843	57,339	31,131	4,138	1,509	107,223	34,627	53,318	6,137	13,141
59	229,874	114,526	59,997	33,487	4,504	1,485	115,348	36,551	56,227	6,694	15,876

NUMBER OF RETIRED MILITARY PERSONNEL RECEIVING RETIRED PAY BY YEAR, 1900 - PRESENT
(Excludes Honorary Retirements)

Year ¹	Total	Officers (Including Female Medical)					Enlisted (Including Fleet Reserve)					
		Total Officers	Army	Navy	Marine Corps	Air Force	Veterans ² Admin.	Total Enlisted	Army	Navy	Marine Corps	Air Force
1900	3,029	1,338	760	552	26			1,691	1,530	53	108	
01	3,327	1,385	784	573	28			1,942	1,760	75	107	
02	3,501	1,422	804	591	27			2,079	1,886	90	103	
03	3,693	1,463	836	601	26			2,230	2,018	105	107	
04	3,899	1,515	870	616	30			2,383	2,142	128	113	
1905	4,102	1,603	890	677	36			2,499	2,230	156	113	
06	4,250	1,656	918	701	37			2,594	2,317	173	104	
07	4,505	1,705	939	725	41			2,800	2,473	202	125	
08	4,826	1,765	970	750	45			3,061	2,647	240	174	
09	5,134	1,832	1,000	784	48			3,302	2,836	277	189	
1910	5,405	1,890	1,015	823	52			3,515	3,021	294	200	
11	5,680	1,928	1,007	865	56			3,752	3,222	320	210	
12	5,955	1,986	1,017	906	63			3,969	3,424	342	203	
13	6,210	2,027	1,030	932	65			4,183	3,589	371	223	
14	6,476	2,051	1,032	953	66			4,425	3,798	411	216	
1915	6,739	2,043	1,005	974	64			4,696	4,028	431	237	
16	6,911	2,063	1,017	983	63			4,848	4,154	472	222	
17	7,582	2,118	1,085	969	64			5,464	4,303	896	265	
18	8,151	2,073	1,083	928	62			6,078	4,460	1,348	270	
19	8,694	2,121	1,143	918	60			6,573	4,632	1,661	280	
1920	10,035	2,509	1,448	952	109			7,526	5,003	2,181	342	
21	11,296	2,813	1,661	1,026	126			8,438	5,384	2,688	411	
22	12,760	3,151	1,761	1,235	155			9,609	5,758	3,384	467	
23	17,185	3,759	2,275	1,312	172			13,426	6,237	6,476	713	
24	18,251	3,844	2,300	1,352	192			14,407	6,786	6,858	763	
1925	19,369	3,911	2,316	1,401	194			15,458	7,337	7,300	821	
26	20,958	4,041	2,354	1,484	203			16,917	7,706	8,296	915	
27	22,636	4,165	2,400	1,554	211			18,471	8,128	9,335	1,008	
28	23,941	4,346	2,522	1,603	221			19,595	8,448	10,069	1,078	
29	29,510	8,813	2,691	1,649	230		4,243	20,697	8,784	10,767	1,146	

Table with columns: ZIP CODE, DOD NUMBER RETIRED, DOD NUMBER PAID BY DOD, MONTHLY PAYMENT, MONTHLY PAYMENT RETIRED BY DOD, ARMY NUMBER PAID BY DOD, MONTHLY PAYMENT RETIRED BY DOD, NAVY NUMBER PAID BY DOD, MONTHLY PAYMENT RETIRED BY DOD, USMC NUMBER PAID BY DOD, MONTHLY PAYMENT RETIRED BY DOD, USAF NUMBER PAID BY DOD, MONTHLY PAYMENT RETIRED BY DOD. Rows list individual personnel with their respective numbers and payments.

THE MONTHLY AMOUNT OF PAYMENT (NET PAY) IS BEFORE DEDUCTIONS FOR WITHHOLDING TAXES AND ALLOTMENTS, BUT AFTER DEDUCTIONS FOR SURVIVOR BENEFITS. WAIVERS TO OBTAIN BENEFITS FROM THE VETERANS ADMINISTRATION, DUAL COMPENSATION, ADJUSTMENTS, ETC.
NUMBER RETIRED INCLUDES, IN ADDITION TO *NUMBER PAID BY DOD*, RETIREES WHOSE NET PAY IS ZERO OR LESS AFTER ANY SURVIVOR BENEFIT PREMIUM DEDUCTIONS AND/OR VARIOUS OTHER OFFSETS SUCH AS VETERANS ADMINISTRATION PAYMENTS, DUAL CAP LIMITATIONS RESULTING FROM CIVIL SERVICE EMPLOYMENT, AND REFUSAL OF RETIRED PAY.
TOTAL FOR *NUMBER PAID BY DOD* AND *MONTHLY PAYMENT* ARE FROM BUDGET FIGURES. FOR THESE COLUMNS *OTHER* IS A BALANCING ITEM.

04-88 INCLUDES RESIDENCES WITH NO RECOGNIZABLE ZIP CODE

THE ADDRESS IS THE CORRESPONDENCE ADDRESS OF THE PAYEE.

DMDC - DOD ACTUARY'S OFFICE

ZIP CODE	DOD		ARMY		NAVY		USMC		USAF	
	NUMBER RETIRED	NUMBER PAID BY DOD	NUMBER RETIRED	NUMBER PAID BY DOD	NUMBER RETIRED	NUMBER PAID BY DOD	NUMBER RETIRED	NUMBER PAID BY DOD	NUMBER RETIRED	NUMBER PAID BY DOD
11111	186	151	133	109	157	124	11	5	44	19
11111	169	197	107	192	104	193	47	17	230	251
11111	103	977	192	2228	199	2228	47	58	640	651
11111	545	545	160	160	128	128	25	25	157	147
11111	730	439	124	124	109	109	19	19	322	309
11111	1089	939	402	196	125	125	16	16	216	209
11111	856	188	446	179	149	149	5	5	663	663
11111	206	125	102	102	118	118	3	3	80	80
11111	20	20	10	10	11	11	1	1	230	192
11111	20	20	10	10	11	11	1	1	124	98
11111	20	20	10	10	11	11	1	1	29	29
11111	20	20	10	10	11	11	1	1	167	174
11111	20	20	10	10	11	11	1	1	169	174
11111	20	20	10	10	11	11	1	1	298	298
11111	20	20	10	10	11	11	1	1	182	154
11111	20	20	10	10	11	11	1	1	218	176
11111	20	20	10	10	11	11	1	1	157	124
11111	20	20	10	10	11	11	1	1	256	22
11111	20	20	10	10	11	11	1	1	31	31
11111	20	20	10	10	11	11	1	1	308	308
11111	20	20	10	10	11	11	1	1	277	277
11111	20	20	10	10	11	11	1	1	168	168
11111	20	20	10	10	11	11	1	1	178	178
11111	20	20	10	10	11	11	1	1	247	247
11111	20	20	10	10	11	11	1	1	104	104
11111	20	20	10	10	11	11	1	1	177	177
11111	20	20	10	10	11	11	1	1	155	155
11111	20	20	10	10	11	11	1	1	122	122
11111	20	20	10	10	11	11	1	1	169	169
11111	20	20	10	10	11	11	1	1	156	156
11111	20	20	10	10	11	11	1	1	138	138
11111	20	20	10	10	11	11	1	1	85	85
11111	20	20	10	10	11	11	1	1	24	24
11111	20	20	10	10	11	11	1	1	200	200
11111	20	20	10	10	11	11	1	1	81	81
11111	20	20	10	10	11	11	1	1	797	797
11111	20	20	10	10	11	11	1	1	163	163
11111	20	20	10	10	11	11	1	1	240	240
11111	20	20	10	10	11	11	1	1	240	240
11111	20	20	10	10	11	11	1	1	100	100
11111	20	20	10	10	11	11	1	1	147	147
11111	20	20	10	10	11	11	1	1	123	123
11111	20	20	10	10	11	11	1	1	208	208
11111	20	20	10	10	11	11	1	1	212	212
11111	20	20	10	10	11	11	1	1	176	176
11111	20	20	10	10	11	11	1	1	183	183
11111	20	20	10	10	11	11	1	1	113	113
11111	20	20	10	10	11	11	1	1	263	263
11111	20	20	10	10	11	11	1	1	201	201

THE MONTHLY AMOUNT OF PAYMENT (NET PAY) IS BEFORE DEDUCTIONS FOR WITHHOLDING TAXES AND ALLOTMENTS, BUT AFTER DEDUCTIONS FOR SURVIVOR BENEFITS. WAIVERS TO OBTAIN BENEFITS FROM THE VETERANS ADMINISTRATION, DUAL COMPENSATION, ADJUSTMENTS, ETC.

*NUMBER RETIRED INCLUDES, IN ADDITION TO *NUMBER PAID BY DOD, RETIREES WHOSE NET PAY IS ZERO OR LESS AFTER ANY SURVIVOR BENEFIT RESULTING FROM CIVIL SERVICE EMPLOYMENT, AND REFUSAL OF RETIRED PAY.

*TOTAL FOR *NUMBER PAID BY DOD AND *MONTHLY PAYMENT ARE FROM BUDGET FIGURES. FOR THESE COLUMNS *OTHER IS A BALANCING ITEM.

*OTHER INCLUDES RESIDENCES WITH NO RECOGNIZABLE ZIP CODE

THE ADDRESS IS THE CORRESPONDENCE ADDRESS OF THE PAYEE.

DOD - DOD ACTUARY'S OFFICE

ZIP CODE	-DOD-		ARMY*		NAVY*		USMC*		USAF*	
	NUMBER RETIRED	MONTHLY PAYMENT PAID BY DOD	NUMBER RETIRED	MONTHLY PAYMENT BY DOD	NUMBER RETIRED	MONTHLY PAYMENT BY DOD	NUMBER RETIRED	MONTHLY PAYMENT BY DOD	NUMBER RETIRED	MONTHLY PAYMENT BY DOD
189	268	322	80	10	68	61	9	8	93	79
191	69	275	211	21	378	312	73	49	152	145
192	179	2,958	1,851	1,931	1,431	1,258	283	201	681	543
193	425	1,059	1,059	1,059	1,059	1,059	30	0	806	502
195	785	739	281	39	207	193	52	42	214	0
196	403	1,309	1,311	1,311	1,311	1,311	108	78	119	233
197	594	1,917	1,917	1,917	1,917	1,917	95	58	117	110
198	799	609	2,160	2,160	2,160	2,160	51	29	165	126
199	683	4,955	2,777	2,777	2,777	2,777	46	35	244	185
200	2806	4,955	1,967	2,060	1,465	1,465	46	35	171	121
201	4958	5	1,002	2,226	1,465	1,465	25	10	2,085	1,964
202	6	1,117	92	63	123	123	0	0	892	1,781
203	1,847	1,002	12	3	12	12	0	0	12	1
204	108	97	26	3	37	37	0	0	61	44
205	1619	463	1,508	1,508	1,508	1,508	0	0	3	2
206	3501	1,153	1,229	1,229	1,229	1,229	12	19	271	27
207	1834	1,153	1,153	1,153	1,153	1,153	12	19	271	27
208	4934	1,081	1,081	1,081	1,081	1,081	17	17	684	684
209	2600	2,823	2,823	2,823	2,823	2,823	17	17	385	385
210	420	1,264	1,264	1,264	1,264	1,264	0	0	707	702
211	1,229	1,172	1,952	1,952	1,952	1,952	12	12	623	585
212	49	208	208	208	208	208	26	26	830	0
213	49	208	208	208	208	208	26	26	172	231
214	1,652	1,573	2,080	2,080	2,080	2,080	49	16	144	123
215	801	1,573	1,573	1,573	1,573	1,573	8	8	188	186
216	915	1,959	1,959	1,959	1,959	1,959	17	17	372	314
217	2324	3,474	3,474	3,474	3,474	3,474	21	21	149	140
218	3500	1,959	1,959	1,959	1,959	1,959	0	0	1	1
219	1,152	1,183	1,183	1,183	1,183	1,183	0	0	2,090	3,463
220	1,091	1,193	1,193	1,193	1,193	1,193	0	0	2,014	401
221	309	712	317	350	211	211	1	1	1,104	2,991
222	1,271	1,122	1,122	1,122	1,122	1,122	33	33	1,210	1,2
223	1,877	1,823	1,823	1,823	1,823	1,823	0	0	1,636	485
224	1,646	1,823	1,823	1,823	1,823	1,823	0	0	1,816	1,801
225	237	1,823	1,823	1,823	1,823	1,823	2	2	213	247
226	1,271	371	371	371	371	371	67	67	229	192
227	1,271	371	371	371	371	371	67	67	146	142
228	1,271	371	371	371	371	371	67	67	146	142
229	1,271	371	371	371	371	371	67	67	146	142
230	1,271	371	371	371	371	371	67	67	146	142
231	1,271	371	371	371	371	371	67	67	146	142
232	1,271	371	371	371	371	371	67	67	146	142
233	1,271	371	371	371	371	371	67	67	146	142
234	1,271	371	371	371	371	371	67	67	146	142
235	1,271	371	371	371	371	371	67	67	146	142
236	1,271	371	371	371	371	371	67	67	146	142
237	1,271	371	371	371	371	371	67	67	146	142
238	1,271	371	371	371	371	371	67	67	146	142
239	1,271	371	371	371	371	371	67	67	146	142
240	1,271	371	371	371	371	371	67	67	146	142

THE MONTHLY AMOUNT OF PAYMENT (NET PAY) IS BEFORE DEDUCTIONS FOR WITHHOLDING TAXES AND ALLOTMENTS, BUT AFTER DEDUCTIONS FOR SURVIVOR BENEFITS, WAIVERS TO OBTAIN BENEFITS FROM THE VETERANS ADMINISTRATION, DUAL COMPENSATION, ADJUSTMENTS, ETC.

NUMBER RETIRED INCLUDES, IN ADDITION TO NUMBER PAID BY DOD, RETIREES WHOSE NET PAY IS ZERO OR LESS AFTER ANY SURVIVOR BENEFIT PREVIOUS DEDUCTIONS AND/OR VARIOUS OTHER OFFSETS SUCH AS VETERANS ADMINISTRATION PAYMENTS, DUAL COMPENSATION, PAY CAP LIMITATIONS RESULTING FROM CIVIL SERVICE EMPLOYMENT, AND REFUSAL OF RETIRED PAY.

TOTAL 598 *NUMBER PAID BY DOD* AND *MONTHLY PAYMENT* ARE FROM BUDGET FIGURES. FOR THESE COLUMNS *OTHER* IS A BALANCING ITEM.

OTHER INCLUDES RESIDENCES WITH NO RECOGNIZABLE ZIP CODE

THE ADDRESS IS THE CORRESPONDENCE ADDRESS OF THE PAYEE.

UMDC - DOD ACTUARY'S OFFICE

MILITARY PERSONNEL RECEIVING AND NOT RECEIVING RETIRED PAY FROM DOD AS OF SEPT. 30, 1983 (PAYMENT IN THOUSANDS) PAGE 5

ZIC	NUMBER RETIRED	DOD		ARMY		NAVY		USMC		MONTHLY PAYMENT	NUMBER MONTHLY PAID BY DOD	MONTHLY PAYMENT
		NUMBER	HY DOD	NUMBER BY DOD	NUMBER RETIRED	NUMBER BY DOD	NUMBER RETIRED	NUMBER BY DOD	NUMBER RETIRED			
2301	389	279	132	114	66	64	48	12	12	11	92	86
2302	249	279	132	114	66	64	48	12	12	11	92	86
2303	246	285	137	115	66	64	48	12	12	11	92	86
2304	490	215	108	112	66	64	48	12	12	11	92	86
2305	639	445	201	178	103	159	191	28	28	25	200	138
2306	225	453	221	182	103	159	191	28	28	25	200	138
2307	424	375	181	156	81	78	59	16	16	16	135	125
2308	377	314	155	139	89	89	64	16	16	17	50	79
2309	502	452	221	182	103	92	64	16	16	17	50	79
2310	475	424	209	169	103	92	64	16	16	22	152	123
2311	590	527	264	219	136	130	116	22	22	22	174	144
2312	475	424	209	169	103	92	64	16	16	22	152	123
2313	475	424	209	169	103	92	64	16	16	22	152	123
2314	590	527	264	219	136	130	116	22	22	22	174	144
2315	475	424	209	169	103	92	64	16	16	22	152	123
2316	475	424	209	169	103	92	64	16	16	22	152	123
2317	475	424	209	169	103	92	64	16	16	22	152	123
2318	127	127	62	55	55	55	50	9	9	4	49	45
2319	131	131	66	55	55	55	50	9	9	4	49	45
2320	622	522	266	216	165	165	150	4	4	0	22	20
2321	622	522	266	216	165	165	150	4	4	0	22	20
2322	622	522	266	216	165	165	150	4	4	0	22	20
2323	622	522	266	216	165	165	150	4	4	0	22	20
2324	622	522	266	216	165	165	150	4	4	0	22	20
2325	622	522	266	216	165	165	150	4	4	0	22	20
2326	622	522	266	216	165	165	150	4	4	0	22	20
2327	622	522	266	216	165	165	150	4	4	0	22	20
2328	622	522	266	216	165	165	150	4	4	0	22	20
2329	622	522	266	216	165	165	150	4	4	0	22	20
2330	622	522	266	216	165	165	150	4	4	0	22	20
2331	622	522	266	216	165	165	150	4	4	0	22	20
2332	622	522	266	216	165	165	150	4	4	0	22	20
2333	622	522	266	216	165	165	150	4	4	0	22	20
2334	622	522	266	216	165	165	150	4	4	0	22	20
2335	622	522	266	216	165	165	150	4	4	0	22	20
2336	622	522	266	216	165	165	150	4	4	0	22	20
2337	622	522	266	216	165	165	150	4	4	0	22	20
2338	622	522	266	216	165	165	150	4	4	0	22	20
2339	622	522	266	216	165	165	150	4	4	0	22	20
2340	622	522	266	216	165	165	150	4	4	0	22	20

THE MONTHLY AMOUNT OF PAYMENT (NET PAY) IS BEFORE DEDUCTIONS FOR WITHHOLDING TAXES AND ALL OTHERS, BUT AFTER DEDUCTIONS FOR SURVIVOR BENEFITS, WAIVERS TO OBTAIN BENEFITS FROM THE VETERANS ADMINISTRATION, DUAL COMPENSATION, ADJUSTMENTS, ETC.

*NUMBER RETIRED INCLUDES, IN ADDITION TO NUMBER PAID BY DOD, RETIREES WHOSE NET PAY IS ZERO OR LESS AFTER ANY SURVIVOR BENEFIT PREVIOUS DEDUCTIONS AND/OR OTHER OFFSETS SUCH AS VETERANS ADMINISTRATION PAYMENTS, DUAL COMPENSATION, PAY CAP LIMITATIONS RESULTING FROM CIVIL SERVICE EMPLOYMENT, AND REFUSAL OF RETIRED PAY.

TOTAL FOR *NUMBER PAID BY DOD* AND *MONTHLY PAYMENT* ARE FROM BUDGET FIGURES. FOR THESE COLUMNS *OTHER* IS A BALANCING ITEM.

OTHER INCLUDES RESIDENCES WITH NO RECOGNIZABLE ZIP CODE

THE ADDRESS IS THE CORRESPONDENCE ADDRESS OF THE PAYEE.

DMDC - DOD ACTUARY'S OFFICE

ZIP	NUMBER RETIRED	DOD		ARMY		NAVY		USMC		USAF	
		NUMBER	MONTHLY PAYMENT	NUMBER	MONTHLY PAYMENT	NUMBER	MONTHLY PAYMENT	NUMBER	MONTHLY PAYMENT	NUMBER	MONTHLY PAYMENT
373	1,998	1,127	1,033	758	653	338	339	61	74	736	719
374	1,475	1,374	1,010	576	533	331	376	77	49	454	454
375	1,237	1,203	1,024	340	297	331	276	78	49	372	360
376	1,001	1,001	1,001	1,001	1,001	1,001	1,001	1,001	1,001	1,001	1,001
377	1,175	1,175	1,175	1,175	1,175	1,175	1,175	1,175	1,175	1,175	1,175
378	1,249	1,249	1,249	1,249	1,249	1,249	1,249	1,249	1,249	1,249	1,249
379	1,000	1,000	1,000	1,000	1,000	1,000	1,000	1,000	1,000	1,000	1,000
380	1,000	1,000	1,000	1,000	1,000	1,000	1,000	1,000	1,000	1,000	1,000
381	1,000	1,000	1,000	1,000	1,000	1,000	1,000	1,000	1,000	1,000	1,000
382	1,000	1,000	1,000	1,000	1,000	1,000	1,000	1,000	1,000	1,000	1,000
383	1,000	1,000	1,000	1,000	1,000	1,000	1,000	1,000	1,000	1,000	1,000
384	1,000	1,000	1,000	1,000	1,000	1,000	1,000	1,000	1,000	1,000	1,000
385	1,000	1,000	1,000	1,000	1,000	1,000	1,000	1,000	1,000	1,000	1,000
386	1,000	1,000	1,000	1,000	1,000	1,000	1,000	1,000	1,000	1,000	1,000
387	1,000	1,000	1,000	1,000	1,000	1,000	1,000	1,000	1,000	1,000	1,000
388	1,000	1,000	1,000	1,000	1,000	1,000	1,000	1,000	1,000	1,000	1,000
389	1,000	1,000	1,000	1,000	1,000	1,000	1,000	1,000	1,000	1,000	1,000
390	1,000	1,000	1,000	1,000	1,000	1,000	1,000	1,000	1,000	1,000	1,000
391	1,000	1,000	1,000	1,000	1,000	1,000	1,000	1,000	1,000	1,000	1,000
392	1,000	1,000	1,000	1,000	1,000	1,000	1,000	1,000	1,000	1,000	1,000
393	1,000	1,000	1,000	1,000	1,000	1,000	1,000	1,000	1,000	1,000	1,000
394	1,000	1,000	1,000	1,000	1,000	1,000	1,000	1,000	1,000	1,000	1,000
395	1,000	1,000	1,000	1,000	1,000	1,000	1,000	1,000	1,000	1,000	1,000
396	1,000	1,000	1,000	1,000	1,000	1,000	1,000	1,000	1,000	1,000	1,000
397	1,000	1,000	1,000	1,000	1,000	1,000	1,000	1,000	1,000	1,000	1,000
398	1,000	1,000	1,000	1,000	1,000	1,000	1,000	1,000	1,000	1,000	1,000
399	1,000	1,000	1,000	1,000	1,000	1,000	1,000	1,000	1,000	1,000	1,000
400	1,000	1,000	1,000	1,000	1,000	1,000	1,000	1,000	1,000	1,000	1,000

THE MONTHLY AMOUNT OF PAYMENT (NET PAY) IS BEFORE DEDUCTIONS FOR WITHHOLDING TAXES AND ALLOTMENTS, BUT AFTER DEDUCTIONS FOR SURVIVOR BENEFITS. WAIVERS TO OBTAIN BENEFITS FROM THE VETERANS ADMINISTRATION, DUAL COMPENSATION, ADJUSTMENTS, ETC.

*NUMBER RETIRED INCLUDES, IN ADDITION TO NUMBER PAID BY DOD, RETIREES WHOSE NET PAY IS ZERO OR LESS AFTER ANY SURVIVOR BENEFIT PREMIUM DEDUCTIONS AND/OR VARIOUS OTHER OFFSETS SUCH AS VETERANS ADMINISTRATION PAYMENTS, DUAL COMPENSATION, PAY CAP LIMITATIONS RESULTING FROM CIVIL SERVICE EMPLOYMENT, AND REFUSAL OF RETIRED PAY.

TOTAL FOR *NUMBER PAID BY DOD* AND *MONTHLY PAYMENT* ARE FROM BUDGET FIGURES. FOR THESE COLUMNS *OTHER* IS A BALANCING ITEM.

OTHER INCLUDES RESIDENCES WITH NO RECOGNIZABLE ZIP CODE

THE ADDRESS IS THE CORRESPONDENCE ADDRESS OF THE PAYEE.

Table with 15 columns: DOD NUMBER RETIRED, MONTHLY PAYMENT BY DOD, NUMBER PAID BY DOD, MONTHLY PAYMENT, NUMBER RETIRED, NUMBER PAID BY DOD, MONTHLY PAYMENT, NUMBER RETIRED, MONTHLY PAYMENT, NUMBER PAID BY DOD, MONTHLY PAYMENT, NUMBER RETIRED, MONTHLY PAYMENT, NUMBER PAID BY DOD, MONTHLY PAYMENT. Rows are numbered 331 through 571.

THE MONTHLY AMOUNT OF PAYMENT (NET PAY) IS BEFORE DEDUCTIONS FOR WITHHOLDING TAXES AND ALLOTMENTS, BUT AFTER DEDUCTIONS FOR SURVIVOR BENEFITS, WAIVERS TO OBTAIN BENEFITS FROM THE VETERANS ADMINISTRATION, DUAL COMPENSATION, ADJUSTMENTS, ETC.
NUMBER RETIRED INCLUDES, IN ADDITION TO *NUMBER PAID BY DOD*, RETIREES WHOSE NET PAY IS ZERO OR LESS AFTER ANY SURVIVOR BENEFIT PREMIUM DEDUCTIONS AND/OR VARIOUS OTHER OFFSETS SUCH AS VETERANS ADMINISTRATION PAYMENTS, DUAL COMPENSATION, PAY CAP LIMITATIONS RESULTING FROM CIVIL SERVICE EMPLOYMENT, AND REFUSAL OF RETIRED PAY.
TOTAL FOR *NUMBER PAID BY DOD* AND *MONTHLY PAYMENT* ARE FROM BUDGET FIGURES. FOR THESE COLUMNS *OTHER* IS A BALANCING ITEM.
OTHER INCLUDES RESIDENCES WITH NO RECOGNIZABLE ZIP CODE
THE ADDRESS IS THE CORRESPONDENCE ADDRESS OF THE PAYEE.

DODC - DOD ACTUARY'S OFFICE

ZIP CODE	NUMBER RETIRED		MONTHLY PAYMENT		NUMBER RETIRED		NUMBER RETIRED		NUMBER RETIRED		NUMBER PAID BY DOD		NUMBER PAID BY DOD		NUMBER PAID BY DOD		MONTHLY PAYMENT
	NUMBER	BY DOD	NUMBER	BY DOD	NUMBER	BY DOD	NUMBER	BY DOD	NUMBER	BY DOD	NUMBER	BY DOD	NUMBER	BY DOD	NUMBER	BY DOD	
635	291	222	197	169	19	57	130	46	9	9	102	48	83				
637	460	421	351	163	119	125	28	96	22	22	151	151	121				
639	595	527	438	223	117	117	28	114	15	15	157	157	141				
643	163	147	111	67	44	44	106	98	14	14	165	165	161				
644	206	170	133	87	46	46	159	117	22	22	187	187	139				
645	206	170	133	87	46	46	159	117	22	22	187	187	139				
646	206	170	133	87	46	46	159	117	22	22	187	187	139				
647	206	170	133	87	46	46	159	117	22	22	187	187	139				
648	206	170	133	87	46	46	159	117	22	22	187	187	139				
649	206	170	133	87	46	46	159	117	22	22	187	187	139				
650	206	170	133	87	46	46	159	117	22	22	187	187	139				
651	206	170	133	87	46	46	159	117	22	22	187	187	139				
652	206	170	133	87	46	46	159	117	22	22	187	187	139				
653	206	170	133	87	46	46	159	117	22	22	187	187	139				
654	206	170	133	87	46	46	159	117	22	22	187	187	139				
655	206	170	133	87	46	46	159	117	22	22	187	187	139				
656	206	170	133	87	46	46	159	117	22	22	187	187	139				
657	206	170	133	87	46	46	159	117	22	22	187	187	139				
658	206	170	133	87	46	46	159	117	22	22	187	187	139				
659	206	170	133	87	46	46	159	117	22	22	187	187	139				
660	206	170	133	87	46	46	159	117	22	22	187	187	139				
661	206	170	133	87	46	46	159	117	22	22	187	187	139				
662	206	170	133	87	46	46	159	117	22	22	187	187	139				
663	206	170	133	87	46	46	159	117	22	22	187	187	139				
664	206	170	133	87	46	46	159	117	22	22	187	187	139				
665	206	170	133	87	46	46	159	117	22	22	187	187	139				
666	206	170	133	87	46	46	159	117	22	22	187	187	139				
667	206	170	133	87	46	46	159	117	22	22	187	187	139				
668	206	170	133	87	46	46	159	117	22	22	187	187	139				
669	206	170	133	87	46	46	159	117	22	22	187	187	139				
670	206	170	133	87	46	46	159	117	22	22	187	187	139				
671	206	170	133	87	46	46	159	117	22	22	187	187	139				
672	206	170	133	87	46	46	159	117	22	22	187	187	139				
673	206	170	133	87	46	46	159	117	22	22	187	187	139				
674	206	170	133	87	46	46	159	117	22	22	187	187	139				
675	206	170	133	87	46	46	159	117	22	22	187	187	139				
676	206	170	133	87	46	46	159	117	22	22	187	187	139				
677	206	170	133	87	46	46	159	117	22	22	187	187	139				
678	206	170	133	87	46	46	159	117	22	22	187	187	139				
679	206	170	133	87	46	46	159	117	22	22	187	187	139				
680	206	170	133	87	46	46	159	117	22	22	187	187	139				
681	206	170	133	87	46	46	159	117	22	22	187	187	139				
682	206	170	133	87	46	46	159	117	22	22	187	187	139				
683	206	170	133	87	46	46	159	117	22	22	187	187	139				
684	206	170	133	87	46	46	159	117	22	22	187	187	139				
685	206	170	133	87	46	46	159	117	22	22	187	187	139				
686	206	170	133	87	46	46	159	117	22	22	187	187	139				
687	206	170	133	87	46	46	159	117	22	22	187	187	139				
688	206	170	133	87	46	46	159	117	22	22	187	187	139				
689	206	170	133	87	46	46	159	117	22	22	187	187	139				
690	206	170	133	87	46	46	159	117	22	22	187	187	139				
691	206	170	133	87	46	46	159	117	22	22	187	187	139				
692	206	170	133	87	46	46	159	117	22	22	187	187	139				
693	206	170	133	87	46	46	159	117	22	22	187	187	139				
694	206	170	133	87	46	46	159	117	22	22	187	187	139				
695	206	170	133	87	46	46	159	117	22	22	187	187	139				
696	206	170	133	87	46	46	159	117	22	22	187	187	139				
697	206	170	133	87	46	46	159	117	22	22	187	187	139				
698	206	170	133	87	46	46	159	117	22	22	187	187	139				
699	206	170	133	87	46	46	159	117	22	22	187	187	139				
700	206	170	133	87	46	46	159	117	22	22	187	187	139				
701	206	170	133	87	46	46	159	117	22	22	187	187	139				
702	206	170	133	87	46	46	159	117	22	22	187	187	139				

THE MONTHLY AMOUNT OF PAYMENT (NET PAY) IS BEFORE DEDUCTIONS FOR WITHHOLDING TAXES AND ALLOTMENTS, BUT AFTER DEDUCTIONS FOR SURVIVOR BENEFITS, WAIVERS TO OBTAIN BENEFITS FROM THE VETERANS ADMINISTRATION, DUAL COMPENSATION ADJUSTMENTS, ETC.

NUMBER RETIRED INCLUDES, IN ADDITION TO *NUMBER PAID BY DOD*, RETIREES WHOSE NET PAY IS ZERO OR LESS AFTER ANY SURVIVOR BENEFIT PREVIOUS DEDUCTIONS AND/OR VARIOUS OTHER OFFSETS SUCH AS VETERANS ADMINISTRATION PAYMENTS, DUAL COMPENSATION, PAY CAP LIMITATIONS RESULTING FROM CIVIL SERVICE EMPLOYMENT, AND REFUSAL OF RETIRED PAY.

TOTAL FOR *NUMBER PAID BY DOD* AND *MONTHLY PAYMENT* ARE FROM BUDGET FIGURES. FOR THESE COLUMNS *OTHER* IS A BALANCING ITEM.

OTHER INCLUDES RESIDENCES WITH NO RECOGNIZABLE ZIP CODE

THE ADDRESS IS THE CORRESPONDENCE ADDRESS OF THE PAYEE.

ZIP CODE	DOD		ARMY		NAVY		USMC		USAR	
	NUMBER RETIRED	MONTHLY PAYMENT	NUMBER RETIRED	MONTHLY PAYMENT	NUMBER RETIRED	MONTHLY PAYMENT	NUMBER RETIRED	MONTHLY PAYMENT	NUMBER RETIRED	MONTHLY PAYMENT
75	7,975	6,184	6,231	5,733	254	193	47	58	643	62
76	1,479	1,159	395	332	110	112	35	35	395	173
77	1,616	1,519	198	174	91	117	32	44	761	667
78	1,542	1,466	231	174	18	175	15	20	252	254
79	6,444	5,492	2,262	1,813	1,181	1,119	24	27	1,013	1,018
80	2	1	1,979	1,813	1,055	275	275	391	2,402	2,348
81	95	44	0	1	1	1	0	0	0	0
82	1,933	1,831	32	18	18	16	11	11	34	32
83	1,437	1,377	617	613	419	356	113	113	721	740
84	1,474	1,377	274	230	306	275	97	97	507	483
85	1,474	1,377	328	288	141	123	143	143	1,360	1,360
86	1,474	1,377	194	174	141	123	29	29	1,360	1,360
87	1,474	1,377	194	174	141	123	29	29	1,360	1,360
88	1,474	1,377	194	174	141	123	29	29	1,360	1,360
89	1,474	1,377	194	174	141	123	29	29	1,360	1,360
90	1,474	1,377	194	174	141	123	29	29	1,360	1,360
91	1,474	1,377	194	174	141	123	29	29	1,360	1,360
92	1,474	1,377	194	174	141	123	29	29	1,360	1,360
93	1,474	1,377	194	174	141	123	29	29	1,360	1,360
94	1,474	1,377	194	174	141	123	29	29	1,360	1,360
95	1,474	1,377	194	174	141	123	29	29	1,360	1,360
96	1,474	1,377	194	174	141	123	29	29	1,360	1,360
97	1,474	1,377	194	174	141	123	29	29	1,360	1,360
98	1,474	1,377	194	174	141	123	29	29	1,360	1,360
99	1,474	1,377	194	174	141	123	29	29	1,360	1,360
00	1,474	1,377	194	174	141	123	29	29	1,360	1,360

THE MONTHLY AMOUNT OF PAYMENT (NET PAY) IS BEFORE DEDUCTIONS FOR WITHHOLDING TAXES AND ALLOTMENTS, BUT AFTER DEDUCTIONS FOR SURVIVOR BENEFITS. WAIVERS TO OBTAIN BENEFITS FROM THE VETERANS ADMINISTRATION, DUAL COMPENSATION ADJUSTMENTS, ETC.

*NUMBER RETIRED INCLUDES, IN ADDITION TO NUMBER PAID BY DOD, RETIREES WHOSE NET PAY IS ZERO OR LESS AFTER ANY SURVIVOR BENEFIT PAYMENT DEDUCTIONS AND/OR VARIOUS OTHER OFFSETS SUCH AS VETERANS ADMINISTRATION PAYMENTS, DUAL COMPENSATION, PAY CAP LIMITATIONS RESULTING FROM CIVIL SERVICE EMPLOYMENT, AND REFUSAL OF RETIRED PAY.

TOTAL FOR *NUMBER PAID BY DOD* AND *MONTHLY PAYMENT* ARE FROM BUDGET FIGURES. FOR THESE COLUMNS *OTHER* IS A BALANCING ITEM.

OTHER INCLUDES RESIDENCES WITH NO RECOGNIZABLE ZIP CODE

THE ADDRESS IS THE CORRESPONDENCE ADDRESS OF THE PAYEE.

MILITARY PERSONNEL RECEIVING AND NOT RECEIVING RETIRED PAY FROM DOD AS OF SEPT. 30, 1983 (PAYMENT IN THOUSANDS) PAGE 14

ZIP CODE	DOD NUMBER PAID BY DOD				ARMY NUMBER PAID BY DOD				NAVY NUMBER PAID BY DOD				USMC NUMBER PAID BY DOD				USAF NUMBER PAID BY DOD	
	NUMBER RETIRED	MONTHLY PAYMENT	NUMBER RETIRED	MONTHLY PAYMENT	NUMBER RETIRED	MONTHLY PAYMENT	NUMBER RETIRED	MONTHLY PAYMENT	NUMBER RETIRED	MONTHLY PAYMENT	NUMBER RETIRED	MONTHLY PAYMENT	NUMBER RETIRED	MONTHLY PAYMENT	NUMBER RETIRED	MONTHLY PAYMENT	NUMBER RETIRED	MONTHLY PAYMENT
827	118	88	106	34	29	28	18	7	5	12	81	39	35					
828	180	162	58	50	37	40	32	15	10	4	57	54	48					
829	164	120	58	50	37	44	16	12	3	2	17	14	23					
831	39	52	10	11	12	10	16	4	2	3	15	16	23					
832	51	57	17	13	14	10	19	4	2	3	17	14	23					
833	523	450	139	139	139	190	164	33	20	25	198	185	166					
834	501	427	126	126	126	211	183	37	30	33	246	240	252					
835	328	292	189	189	189	211	202	24	18	18	131	125	128					
836	1,803	1,282	522	522	522	522	371	271	26	27	107	101	192					
837	1,521	1,171	402	402	402	402	259	249	26	43	1,167	1,050	1,050					
838	1,254	936	366	366	366	366	269	269	26	43	883	842	890					
839	1,254	936	366	366	366	366	269	269	26	43	883	842	890					
841	3,064	2,199	1,103	1,103	1,103	1,103	774	774	74	74	1,509	1,422	1,422					
842	1,923	1,399	442	442	442	442	339	339	75	71	1,509	1,422	1,422					
843	411	322	0	0	0	0	1	1	0	1	1	1	1	1	1			
844	927	694	341	341	341	68	68	1	1	19	190	181	229					
845	927	694	341	341	341	341	341	341	24	32	527	488	589					
846	1,325	1,066	425	425	425	425	38	38	5	4	34	33	29					
847	382	282	114	114	114	114	89	89	16	16	160	152	179					
848	382	282	114	114	114	114	92	92	27	27	134	121	138					
849	6,447	5,494	1,754	1,754	1,754	909	770	29	23	216	3,390	3,204	3,114					
851	5,495	6,293	1,663	1,663	1,663	759	717	294	237	352	3,352	3,202	3,114					
852	5,495	6,293	1,663	1,663	1,663	759	717	294	237	352	3,352	3,202	3,114					
853	5,495	6,293	1,663	1,663	1,663	759	717	294	237	352	3,352	3,202	3,114					
854	3,041	3,08	1,03	1,03	1,03	90	65	34	17	16	174	163	151					
855	8,521	7,322	2,250	2,250	2,250	242	224	73	59	201	544	539	609					
856	283	252	1	1	1	1	1	245	189	20	5,523	5,365	5,189					
857	37	327	12	12	12	56	45	19	13	12	116	124	143					
858	12	1	0	0	0	0	0	4	3	37	121	115	122					
859	988	985	270	270	270	202	254	60	0	0	0	1	1	1	1			
860	738	677	169	169	169	242	244	86	74	97	242	242	242	242	242			
861	63	39	30	30	30	3	196	196	3	3	3	3	3	3	3			
862	1	3	0	0	0	0	0	14	0	0	12	11	11	11	11			
863	7,029	7,779	2,577	2,577	2,577	159	153	998	43	34	367	365	362	362	362			
864	175	176	17	17	17	30	30	2	2	0	168	168	168	168	168			
865	216	176	17	17	17	13	10	12	5	3	27	27	27	27	27			
866	776	766	300	300	300	140	138	124	4	5	269	269	269	269	269			
867	157	150	79	79	79	30	30	8	6	2	2	2	2	2	2			
868	171	161	57	57	57	14	11	3	3	3	3	3	3	3	3			
869	131	91	47	47	47	24	20	4	4	4	4	4	4	4	4			
870	1,493	1,437	404	404	404	233	224	49	34	29	343	343	343	343	343			
871	884	739	279	279	279	117	117	16	13	13	102	102	102	102	102			
872	1,266	933	330	330	330	138	117	37	27	26	547	519	503	503	503			
873	1,421	1,094	252	252	252	121	111	20	19	18	1,065	1,065	1,065	1,065	1,065			
874	12	56	27	27	27	12	12	2	2	2	2	2	2	2	2			
875	1	1	0	0	0	0	0	0	0	0	0	0	0	0	0			
876	1,815	1,466	302	302	302	287	287	83	0	0	1,101	1,055	1,055	1,055	1,055			
877	6,812	6,451	1,210	1,210	1,210	1,014	926	290	260	261	4,224	4,102	4,102	4,102	4,102			
878	53	38	14	14	14	10	10	5	3	4	22	21	21	21	21			
879	1,693	1,561	361	361	361	620	368	108	97	103	552	552	552	552	552			
883	1,503	1,458	419	419	419	391	372	104	90	98	567	567	567	567	567			

THE MONTHLY AMOUNT OF PAYMENT (NET PAY) IS BEFORE DEDUCTIONS FOR WITHHOLDING TAXES AND ALLOTMENTS, BUT AFTER DEDUCTIONS FOR SURVIVOR BENEFITS. WAIVERS TO OBTAIN BENEFITS FROM THE VETERANS ADMINISTRATION, DUAL COMPENSATION, ADJUSTMENTS, ETC.

*NUMBER RETIRED INCLUDES, IN ADDITION TO NUMBER PAID BY DOD, RETIREES WHOSE NET PAY IS ZERO OR LESS AFTER ANY SURVIVOR BENEFIT PAYMENT DEDUCTIONS AND/OR VARIOUS OTHER DEDUCTIONS SUCH AS VETERANS ADMINISTRATION PAYMENTS, DUAL COMPENSATION, PAY CAP LIMITATIONS RESULTING FROM CIVIL SERVICE EMPLOYMENT, AND REFUSAL OF RETIRED PAY.

*TOTAL FOR NUMBER PAID BY DOD AND MONTHLY PAYMENT ARE FROM BUDGET FIGURES. FOR THESE COLUMNS OTHER IS A BALANCING ITEM.

*OTHER INCLUDES RESIDENCES WITH NO RECOGNIZABLE ZIP CODE

THE ADDRESS IS THE CORRESPONDENCE ADDRESS OF THE PAYEE.

ZIP	NUMBER PAID BY DOD			NUMBER PAID BY DOD			NUMBER PAID BY DOD			NUMBER PAID BY DOD			NUMBER PAID BY DOD			NUMBER PAID BY DOD			USARMC NUMBER PAID BY DOD	MONTHLY PAYMENT	MONTHLY PAYMENT	MONTHLY PAYMENT
	NUMBER RETIRED	MONTHLY PAYMENT	NUMBER RETIRED	MONTHLY PAYMENT	NUMBER RETIRED	MONTHLY PAYMENT	NUMBER RETIRED	MONTHLY PAYMENT	NUMBER RETIRED	MONTHLY PAYMENT	NUMBER RETIRED	MONTHLY PAYMENT	NUMBER RETIRED	MONTHLY PAYMENT	NUMBER RETIRED	MONTHLY PAYMENT	NUMBER RETIRED	MONTHLY PAYMENT				
937	1	516	1	0	0	0	0	0	0	0	0	0	0	0	0	0	0	0	0	0	0	
938	1	472	1	0	0	0	0	0	0	0	0	0	0	0	0	0	0	0	0	0	0	
939	1	112	1	0	0	0	0	0	0	0	0	0	0	0	0	0	0	0	0	0	0	
940	1	112	1	0	0	0	0	0	0	0	0	0	0	0	0	0	0	0	0	0	0	
941	1	112	1	0	0	0	0	0	0	0	0	0	0	0	0	0	0	0	0	0	0	
942	1	112	1	0	0	0	0	0	0	0	0	0	0	0	0	0	0	0	0	0	0	
943	1	112	1	0	0	0	0	0	0	0	0	0	0	0	0	0	0	0	0	0	0	
944	1	112	1	0	0	0	0	0	0	0	0	0	0	0	0	0	0	0	0	0	0	
945	1	112	1	0	0	0	0	0	0	0	0	0	0	0	0	0	0	0	0	0	0	
946	1	112	1	0	0	0	0	0	0	0	0	0	0	0	0	0	0	0	0	0	0	
947	1	112	1	0	0	0	0	0	0	0	0	0	0	0	0	0	0	0	0	0	0	
948	1	112	1	0	0	0	0	0	0	0	0	0	0	0	0	0	0	0	0	0	0	
949	1	112	1	0	0	0	0	0	0	0	0	0	0	0	0	0	0	0	0	0	0	
950	1	112	1	0	0	0	0	0	0	0	0	0	0	0	0	0	0	0	0	0	0	
951	1	112	1	0	0	0	0	0	0	0	0	0	0	0	0	0	0	0	0	0	0	
952	1	112	1	0	0	0	0	0	0	0	0	0	0	0	0	0	0	0	0	0	0	
953	1	112	1	0	0	0	0	0	0	0	0	0	0	0	0	0	0	0	0	0	0	
954	1	112	1	0	0	0	0	0	0	0	0	0	0	0	0	0	0	0	0	0	0	
955	1	112	1	0	0	0	0	0	0	0	0	0	0	0	0	0	0	0	0	0	0	
956	1	112	1	0	0	0	0	0	0	0	0	0	0	0	0	0	0	0	0	0	0	
957	1	112	1	0	0	0	0	0	0	0	0	0	0	0	0	0	0	0	0	0	0	

THE MONTHLY AMOUNT OF PAYMENT (NET PAY) IS BEFORE DEDUCTIONS FOR WITHHOLDING TAXES AND ALLOTMENTS, BUT AFTER DEDUCTIONS FOR SURVIVOR BENEFIT MATTERS TO OBTAIN BENEFITS FROM THE VETERANS ADMINISTRATION, DUAL COMPENSATION, ADJUSTMENTS, ETC.

NUMBER RETIRED INCLUDES, IN ADDITION TO NUMBER PAID BY DOD, RETIREES WHOSE NET PAY IS ZERO OR LESS AFTER ANY SURVIVOR BENEFIT PREMIUM DEDUCTIONS AND/OR VARIOUS OTHER OFFSETS SUCH AS VETERANS ADMINISTRATION PAYMENTS, DUAL COMPENSATION, PAY CAP LIMITATIONS, RESULTING FROM CIVIL SERVICE EMPLOYMENT, AND REFUSAL OF RETIRED PAY.

*TOTAL FOR NUMBER PAID BY DOD AND MONTHLY PAYMENT ARE FROM BUDGET FIGURES. FOR THESE COLUMNS *OTHER* IS A BALANCING ITEM.

ZIP INCLUDES RESIDENCES WITH NO RECOGNIZABLE ZIP CODE

THE ADDRESS IS THE CORRESPONDENCE ADDRESS OF THE PAYEE.

ZIP CODE		NON-DISABLED OFFICERS				NON-DISABLED ENLISTED				TOTAL			
NUMBER RETIRED	MONTHLY PAYMENT	NUMBER RETIRED	MONTHLY PAYMENT	NUMBER RETIRED	MONTHLY PAYMENT	NUMBER RETIRED	MONTHLY PAYMENT	NUMBER RETIRED	MONTHLY PAYMENT	NUMBER RETIRED	MONTHLY PAYMENT	NUMBER RETIRED	MONTHLY PAYMENT
753	1,714	5,226	1,213	111	98	5,651	4,245	646	388	245	646	388	
753	1,976	1,852	336	26	31	590	431	121	46	24	46	24	
753	1,521	358	321	51	61	816	252	240	64	45	64	45	
753	1,352	449	142	29	37	358	345	178	37	22	37	22	
753	1,957	1,800	1,374	32	32	1,523	479	122	66	42	66	42	
753	6,444	1,570	2,578	300	278	3,026	2,406	1,016	503	208	1,016	503	
773	105	84	26	4	4	57	1	15	8	2	15	8	
773	1,437	95	31	4	5	115	910	17	15	68	17	15	
773	1,428	1,337	485	64	64	1,175	520	178	118	68	178	118	
773	1,177	3,771	385	59	59	1,799	1,785	178	178	178	178	178	
773	1,184	2,773	669	81	81	2,109	1,640	447	270	130	447	270	
773	1,539	1,622	1,358	19	19	2,768	566	174	90	16	174	90	
773	1,055	430	138	19	19	295	219	87	39	16	87	39	
773	995	1,008	434	17	17	466	343	109	66	31	109	66	
773	689	1,611	159	16	16	429	321	82	33	17	82	33	
781	2,352	3,368	1,699	18	18	1,203	329	182	119	30	182	119	
781	2,467	2,647	1,153	15	15	1,350	1,251	256	159	202	256	159	
781	2,172	2,352	1,338	14	14	1,383	1,182	2,376	1,506	1,445	2,376	1,506	
781	2,452	2,571	1,572	10	10	1,625	1,121	1,453	1,277	1,225	1,453	1,277	
781	1,894	1,707	1,077	7	7	1,909	1,266	1,377	1,39	10	1,377	1,39	
781	1,577	1,599	677	10	10	1,624	1,244	1,701	1,16	10	1,701	1,16	
781	707	1,179	1,007	2	2	539	1,905	408	408	123	408	123	
781	875	1,191	1,237	4	4	560	1,01	89	15	9	89	15	
781	558	205	129	8	8	338	101	35	39	17	35	39	
781	1,271	129	129	18	18	720	536	143	16	16	143	16	
781	1,133	1,123	280	4	4	174	58	24	16	16	24	16	
781	1,292	61	191	11	11	199	141	61	22	18	61	22	
781	1,122	1,122	392	15	15	473	396	182	62	22	182	62	
781	1,122	1,122	206	15	15	1,256	1,256	1,256	1,256	1,256	1,256	1,256	
781	1,122	1,122	206	15	15	1,256	1,256	1,256	1,256	1,256	1,256	1,256	
781	1,122	1,122	206	15	15	1,256	1,256	1,256	1,256	1,256	1,256	1,256	
801	1,122	1,122	206	15	15	1,256	1,256	1,256	1,256	1,256	1,256	1,256	
801	1,122	1,122	206	15	15	1,256	1,256	1,256	1,256	1,256	1,256	1,256	
801	1,122	1,122	206	15	15	1,256	1,256	1,256	1,256	1,256	1,256	1,256	
801	1,122	1,122	206	15	15	1,256	1,256	1,256	1,256	1,256	1,256	1,256	
801	1,122	1,122	206	15	15	1,256	1,256	1,256	1,256	1,256	1,256	1,256	
801	1,122	1,122	206	15	15	1,256	1,256	1,256	1,256	1,256	1,256	1,256	
801	1,122	1,122	206	15	15	1,256	1,256	1,256	1,256	1,256	1,256	1,256	
801	1,122	1,122	206	15	15	1,256	1,256	1,256	1,256	1,256	1,256	1,256	
801	1,122	1,122	206	15	15	1,256	1,256	1,256	1,256	1,256	1,256	1,256	
801	1,122	1,122	206	15	15	1,256	1,256	1,256	1,256	1,256	1,256	1,256	
801	1,122	1,122	206	15	15	1,256	1,256	1,256	1,256	1,256	1,256	1,256	
801	1,122	1,122	206	15	15	1,256	1,256	1,256	1,256	1,256	1,256	1,256	
801	1,122	1,122	206	15	15	1,256	1,256	1,256	1,256	1,256	1,256	1,256	
801	1,122	1,122	206	15	15	1,256	1,256	1,256	1,256	1,256	1,256	1,256	
801	1,122	1,122	206	15	15	1,256	1,256	1,256	1,256	1,256	1,256	1,256	

THE MONTHLY AMOUNT OF PAYMENT (NET PAY) IS BEFORE DEDUCTIONS FOR WITHHOLDING TAXES AND ALLOTMENTS, BUT AFTER DEDUCTIONS FOR SURVIVOR BENEFITS, WAIVERS TO OBTAIN BENEFITS FROM THE VETERANS ADMINISTRATION, DUAL COMPENSATION, ADJUSTMENTS, ETC.
 *NUMBER RETIRED INCLUDES, IN ADDITION TO *NUMBER PAID BY DOD, *RETIREES WHOSE NET PAY IS ZERO OR LESS AFTER ANY SURVIVOR BENEFIT PREMIUM DEDUCTIONS AND/OR VARIOUS OTHER OFFENSES SUCH AS VETERANS ADMINISTRATION PAYMENTS, DUAL COMPENSATION, PAY CAP LIMITATIONS RESULTING FROM CIVIL SERVICE EMPLOYMENT, AND REFUSAL OF RETIRED PAY.
 TOTAL FOR *NUMBER PAID BY DOD* AND *MONTHLY PAYMENT* ARE FROM BUDGET FIGURES. FOR THESE COLUMNS *OTHER* IS A BALANCING ITEM.
 OTHER INCLUDES RESIDENCES WITH NO RECOGNIZABLE ZIP CODE
 THE ADDRESS IS THE CORRESPONDENCE ADDRESS OF THE PAYEE.
 JMD - DOD ACTUARY'S OFFICE

ZIP CDD	NUMBER RETIRED	DOD-PAID		NON-DISABLED		OFFICERS		DISABLED		NON-DISABLED		DISABLED	
		NUMBER PAID BY DOD	MONTHLY PAYMENT	NUMBER RETIRED	MONTHLY PAYMENT	NUMBER RETIRED	MONTHLY PAYMENT	NUMBER RETIRED	MONTHLY PAYMENT	NUMBER RETIRED	MONTHLY PAYMENT	NUMBER RETIRED	MONTHLY PAYMENT
633	241	222	187	50	59	9	8	10	15	149	112	16	21
634	471	427	351	102	113	14	17	10	18	109	292	34	14
635	595	527	438	194	149	14	12	12	12	388	295	94	22
636	547	521	420	55	59	49	14	14	14	423	411	72	19
637	348	217	200	469	605	90	48	48	60	1,524	1,256	261	70
638	2,492	1,824	1,324	602	732	0	86	86	109	1,445	1,481	217	101
639	367	323	281	80	123	12	0	11	14	203	148	0	15
640	405	371	329	92	113	10	19	19	14	236	163	72	39
641	307	273	229	44	73	10	9	9	8	163	163	63	14
642	502	463	395	80	112	14	9	12	11	201	147	53	11
643	1,065	987	867	216	132	28	25	25	32	348	264	32	18
644	717	657	601	154	213	12	15	12	15	461	357	47	19
645	775	725	674	120	155	16	14	14	28	162	127	83	17
646	770	725	674	120	155	16	14	14	28	162	127	83	17
647	919	854	785	119	155	16	14	14	28	162	127	83	17
648	919	854	785	119	155	16	14	14	28	162	127	83	17
649	1,616	1,578	1,407	172	231	22	15	15	20	658	523	97	21
650	1,339	1,049	994	172	231	22	15	15	20	658	523	97	21
651	1,106	1,049	994	172	231	22	15	15	20	658	523	97	21
652	2,124	1,988	1,888	303	379	35	24	24	31	1,116	1,049	181	38
653	1,070	959	860	59	95	57	34	34	48	890	684	116	25
654	1,070	959	860	59	95	57	34	34	48	890	684	116	25
655	1,070	959	860	59	95	57	34	34	48	890	684	116	25
656	1,070	959	860	59	95	57	34	34	48	890	684	116	25
657	1,070	959	860	59	95	57	34	34	48	890	684	116	25
658	1,070	959	860	59	95	57	34	34	48	890	684	116	25
659	1,070	959	860	59	95	57	34	34	48	890	684	116	25
660	1,070	959	860	59	95	57	34	34	48	890	684	116	25
661	1,070	959	860	59	95	57	34	34	48	890	684	116	25
662	1,070	959	860	59	95	57	34	34	48	890	684	116	25
663	1,070	959	860	59	95	57	34	34	48	890	684	116	25
664	1,070	959	860	59	95	57	34	34	48	890	684	116	25
665	1,070	959	860	59	95	57	34	34	48	890	684	116	25
666	1,070	959	860	59	95	57	34	34	48	890	684	116	25
667	1,070	959	860	59	95	57	34	34	48	890	684	116	25
668	1,070	959	860	59	95	57	34	34	48	890	684	116	25
669	1,070	959	860	59	95	57	34	34	48	890	684	116	25
670	1,070	959	860	59	95	57	34	34	48	890	684	116	25
671	1,070	959	860	59	95	57	34	34	48	890	684	116	25
672	1,070	959	860	59	95	57	34	34	48	890	684	116	25

THE MONTHLY AMOUNT OF PAYMENT (NET PAY) IS BEFORE DEDUCTIONS FOR WITHHOLDING TAXES AND ALLOTMENTS, BUT AFTER DEDUCTIONS FOR SURVIVOR BENEFITS, WAIVERS TO OBTAIN BENEFITS FROM THE VETERANS ADMINISTRATION, DUAL COMPENSATION, ADJUSTMENTS, ETC.

*NUMBER RETIRED INCLUDES, IN ADDITION TO NUMBER PAID BY DOD, RETIRES WHOSE NET PAY IS ZERO OR LESS AFTER ANY SURVIVOR BENEFIT PREMIUM DEDUCTIONS AND/OR VARIOUS OTHER DEDUCTIONS SUCH AS VETERANS ADMINISTRATION PAYMENTS, DUAL COMPENSATION, PAY CAP LIMITATIONS RESULTING FROM CIVIL SERVICE EMPLOYMENT, AND REFUSAL OF RETIRED PAY.

TOTAL FOR *NUMBER PAID BY DOD* AND *MONTHLY PAYMENT* ARE FROM BUDGET FIGURES. FOR THESE COLUMNS *OTHER* IS A BALANCING ITEM.

OTHER INCLUDES RESIDENCES WITH NO RECOGNIZABLE ZIP CODE

THE ADDRESS IS THE CORRESPONDENCE ADDRESS OF THE PAYEE.

ZIP CODE	DOD NUMBER BY DOD		NON-DISABLED OFFICERS		NON-DISABLED NUMBER PAID BY DOD		ENLISTED		DISABLED NUMBER PAID BY DOD		MONTHLY PAYMENT	MONTHLY PAYMENT	DISABLED NUMBER PAID BY DOD	MONTHLY PAYMENT
	NUMBER	RETIRED	NUMBER	RETIRED	NUMBER	RETIRED	NUMBER	RETIRED	NUMBER	RETIRED				
571	396	22	104	99	120	6	159	118	54	19	8			
572	194	194	55	55	55	7	174	174	76	15	1			
573	231	119	56	56	56	7	123	90	42	12	1			
574	150	101	40	40	38	12	177	56	23	11	1			
575	129	101	38	35	33	4	43	33	34	11	1			
576	41	33	20	20	16	58	16	12	18	80	4			
577	1,529	1,332	296	294	493	58	986	912	163	80	10			
578	1	1	0	0	0	0	1	1	0	0	0			
579	142	106	22	21	88	5	86	66	34	13	5			
580	142	106	22	21	88	5	86	66	34	13	5			
581	106	78	22	21	102	13	200	234	61	16	6			
582	106	78	22	21	102	13	200	234	61	16	6			
583	106	78	22	21	102	13	200	234	61	16	6			
584	106	78	22	21	102	13	200	234	61	16	6			
585	106	78	22	21	102	13	200	234	61	16	6			
586	106	78	22	21	102	13	200	234	61	16	6			
587	106	78	22	21	102	13	200	234	61	16	6			
588	106	78	22	21	102	13	200	234	61	16	6			
589	106	78	22	21	102	13	200	234	61	16	6			
590	106	78	22	21	102	13	200	234	61	16	6			
591	106	78	22	21	102	13	200	234	61	16	6			
592	106	78	22	21	102	13	200	234	61	16	6			
593	106	78	22	21	102	13	200	234	61	16	6			
594	106	78	22	21	102	13	200	234	61	16	6			
595	106	78	22	21	102	13	200	234	61	16	6			
596	106	78	22	21	102	13	200	234	61	16	6			
597	106	78	22	21	102	13	200	234	61	16	6			
598	106	78	22	21	102	13	200	234	61	16	6			
599	106	78	22	21	102	13	200	234	61	16	6			
600	106	78	22	21	102	13	200	234	61	16	6			
601	106	78	22	21	102	13	200	234	61	16	6			
602	106	78	22	21	102	13	200	234	61	16	6			
603	106	78	22	21	102	13	200	234	61	16	6			
604	106	78	22	21	102	13	200	234	61	16	6			
605	106	78	22	21	102	13	200	234	61	16	6			
606	106	78	22	21	102	13	200	234	61	16	6			
607	106	78	22	21	102	13	200	234	61	16	6			
608	106	78	22	21	102	13	200	234	61	16	6			
609	106	78	22	21	102	13	200	234	61	16	6			
610	106	78	22	21	102	13	200	234	61	16	6			
611	106	78	22	21	102	13	200	234	61	16	6			
612	106	78	22	21	102	13	200	234	61	16	6			
613	106	78	22	21	102	13	200	234	61	16	6			
614	106	78	22	21	102	13	200	234	61	16	6			
615	106	78	22	21	102	13	200	234	61	16	6			
616	106	78	22	21	102	13	200	234	61	16	6			
617	106	78	22	21	102	13	200	234	61	16	6			
618	106	78	22	21	102	13	200	234	61	16	6			
619	106	78	22	21	102	13	200	234	61	16	6			
620	106	78	22	21	102	13	200	234	61	16	6			
621	106	78	22	21	102	13	200	234	61	16	6			
622	106	78	22	21	102	13	200	234	61	16	6			
623	106	78	22	21	102	13	200	234	61	16	6			
624	106	78	22	21	102	13	200	234	61	16	6			
625	106	78	22	21	102	13	200	234	61	16	6			
626	106	78	22	21	102	13	200	234	61	16	6			
627	106	78	22	21	102	13	200	234	61	16	6			
628	106	78	22	21	102	13	200	234	61	16	6			
629	106	78	22	21	102	13	200	234	61	16	6			
630	106	78	22	21	102	13	200	234	61	16	6			
631	106	78	22	21	102	13	200	234	61	16	6			
632	106	78	22	21	102	13	200	234	61	16	6			
633	106	78	22	21	102	13	200	234	61	16	6			
634	106	78	22	21	102	13	200	234	61	16	6			

THE MONTHLY AMOUNT OF PAYMENT (NET PAY) IS BEFORE DEDUCTIONS FOR WITHHOLDING TAXES AND ALLOTMENTS, BUT AFTER DEDUCTIONS FOR SURVIVOR BENEFITS. WAIVERS TO OBTAIN BENEFITS FROM THE VETERANS ADMINISTRATION, DUAL COMPENSATION, ADJUSTMENTS, ETC.

NUMBER RETIRED INCLUDES, IN ADDITION TO *NUMBER PAID BY DOD*, RETIREES WHOSE NET PAY IS ZERO OR LESS AFTER ANY SURVIVOR BENEFIT PREMIUM DEDUCTIONS AND/OR VARIOUS OTHER OFFSETS SUCH AS VETERANS ADMINISTRATION PAYMENTS, DUAL COMPENSATION, PAY CAP LIMITATIONS RESULTING FROM CIVIL SERVICE EMPLOYMENT, AND REUSAL OF RETIRED PAY.

TOTAL FOR *NUMBER PAID BY DOD* AND *MONTHLY PAYMENT* ARE FROM BUDGET FIGURES. FOR THESE COLUMNS *OTHER* IS A BALANCING ITEM.

OTHER INCLUDES RESIDENCES WITH NO RECOGNIZABLE ZIP CODE

THE ADDRESS IS THE CORRESPONDENCE ADDRESS OF THE PAYEE.

DMDC - DOD ACTUARY'S OFFICE

ZIP	NUMBER RETIRED	DOD		OFFICERS		NON-DISABLED		DISABLED		UNLISTED		DISABLED	
		NUMBER PAID BY DOD	MONTHLY PAYMENT	NUMBER RETIRED	MONTHLY PAYMENT	NUMBER RETIRED	MONTHLY PAYMENT	NUMBER RETIRED	MONTHLY PAYMENT	NUMBER RETIRED	MONTHLY PAYMENT	NUMBER RETIRED	MONTHLY PAYMENT
50000	297	315	170	62	57	18	16	126	124	20	95	0	14
50001	147	289	226	54	31	15	14	126	161	20	115	0	19
50002	185	192	120	54	31	15	13	103	100	42	173	0	25
50003	195	31	173	20	20	2	2	165	64	17	49	0	12
50004	232	177	193	45	30	4	4	105	104	36	116	0	15
50005	233	193	210	30	32	4	4	159	168	35	115	0	16
50006	233	167	193	31	13	1	1	25	26	15	35	0	3
50007	233	115	139	33	49	7	6	64	66	28	55	0	4
50008	233	187	172	19	17	1	1	54	66	22	44	0	6
50009	233	512	110	17	13	15	12	37	365	103	273	0	50
50010	233	237	104	11	11	13	11	131	124	12	82	0	19
50011	233	237	104	11	11	13	11	131	124	12	82	0	19
50012	233	237	104	11	11	13	11	131	124	12	82	0	19
50013	233	237	104	11	11	13	11	131	124	12	82	0	19
50014	233	237	104	11	11	13	11	131	124	12	82	0	19
50015	233	237	104	11	11	13	11	131	124	12	82	0	19
50016	233	237	104	11	11	13	11	131	124	12	82	0	19
50017	233	237	104	11	11	13	11	131	124	12	82	0	19
50018	233	237	104	11	11	13	11	131	124	12	82	0	19
50019	233	237	104	11	11	13	11	131	124	12	82	0	19
50020	233	237	104	11	11	13	11	131	124	12	82	0	19
50021	233	237	104	11	11	13	11	131	124	12	82	0	19
50022	233	237	104	11	11	13	11	131	124	12	82	0	19
50023	233	237	104	11	11	13	11	131	124	12	82	0	19
50024	233	237	104	11	11	13	11	131	124	12	82	0	19
50025	233	237	104	11	11	13	11	131	124	12	82	0	19
50026	233	237	104	11	11	13	11	131	124	12	82	0	19
50027	233	237	104	11	11	13	11	131	124	12	82	0	19
50028	233	237	104	11	11	13	11	131	124	12	82	0	19
50029	233	237	104	11	11	13	11	131	124	12	82	0	19
50030	233	237	104	11	11	13	11	131	124	12	82	0	19
50031	233	237	104	11	11	13	11	131	124	12	82	0	19
50032	233	237	104	11	11	13	11	131	124	12	82	0	19
50033	233	237	104	11	11	13	11	131	124	12	82	0	19
50034	233	237	104	11	11	13	11	131	124	12	82	0	19
50035	233	237	104	11	11	13	11	131	124	12	82	0	19
50036	233	237	104	11	11	13	11	131	124	12	82	0	19
50037	233	237	104	11	11	13	11	131	124	12	82	0	19
50038	233	237	104	11	11	13	11	131	124	12	82	0	19
50039	233	237	104	11	11	13	11	131	124	12	82	0	19
50040	233	237	104	11	11	13	11	131	124	12	82	0	19
50041	233	237	104	11	11	13	11	131	124	12	82	0	19
50042	233	237	104	11	11	13	11	131	124	12	82	0	19
50043	233	237	104	11	11	13	11	131	124	12	82	0	19
50044	233	237	104	11	11	13	11	131	124	12	82	0	19
50045	233	237	104	11	11	13	11	131	124	12	82	0	19
50046	233	237	104	11	11	13	11	131	124	12	82	0	19
50047	233	237	104	11	11	13	11	131	124	12	82	0	19
50048	233	237	104	11	11	13	11	131	124	12	82	0	19
50049	233	237	104	11	11	13	11	131	124	12	82	0	19
50050	233	237	104	11	11	13	11	131	124	12	82	0	19

*MONTHLY AMOUNT OF PAYMENT (NET PAY) IS BEFORE DEDUCTIONS FOR WITHHOLDING TAXES AND ALLOTMENTS, BUT AFTER DEDUCTIONS FOR SURVIVOR BENEFITS. WAIVERS TO OBTAIN BENEFITS FROM THE VETERANS ADMINISTRATION, DUAL COMPENSATION, ADJUSTMENTS, ETC.
 *NUMBER RETIRED INCLUDES, IN ADDITION TO NUMBER PAID BY DOD, RETIREES WHOSE NET PAY IS ZERO OR LESS AFTER ANY SURVIVOR BENEFIT DEDUCTIONS, AND WHOSE EMPLOYER OFFERS THEM WITHIN ADMINISTRATION PAYMENTS, DUAL COMPENSATION, PAY CAP LIMITATIONS RESULTS FROM CIVIL SERVICE EMPLOYMENT, AND REFUSAL OF RETIRED PAY.
 TOTAL FOR *NUMBER PAID BY DOD* AND *MONTHLY PAYMENT* ARE FROM BUDGET FIGURES. FOR THESE COLUMNS *OTHER* IS A BALANCING ITEM.
 OTHER INCLUDES RESIDENCES WITH NO RECOGNIZABLE ZIP CODE
 THE ADDRESS IS THE CORRESPONDENCE ADDRESS OF THE PAYEE.
 DMDC - DOD ACTUARY'S OFFICE

Table with columns for ZIP CODE, DOD NUMBER PAID BY DOD, MONTHLY PAYMENT, NON-DISABLED NUMBER PAID BY DOD, OFFICERS MONTHLY PAYMENT, DISABLED NUMBER PAID BY DOD, MONTHLY PAYMENT, ENLISTED MONTHLY PAYMENT, NON-DISABLED NUMBER RETIRED, DISABLED NUMBER RETIRED, DISABLED NUMBER BY DOD, MONTHLY PAYMENT, DISABLED NUMBER BY DOD, MONTHLY PAYMENT. Rows represent individual personnel records.

THE MONTHLY AMOUNT OF PAYMENT (NET PAY) IS BEFORE DEDUCTIONS FOR WITHHOLDING TAXES AND ALLOWMENTS, BUT AFTER DEDUCTIONS FOR SURVIVOR BENEFITS. WAIVERS TO OBTAIN BENEFITS FROM THE VETERANS ADMINISTRATION, DUAL COMPENSATION, ADJUSTMENTS, ETC.

NUMBER RETIRED INCLUDES IN ADDITION TO *NUMBER PAID BY DOD*, *OFFICERS WHOSE NET PAY IS ZERO OR LESS AFTER ANY SURVIVOR BENEFIT DEDUCTIONS AND/OR VARIOUS OTHER OFFSETS* SUCH AS VETERANS ADMINISTRATION PAYMENTS, DUAL COMPENSATION, PAY CAP LIMITATIONS RESULTING FROM CIVIL SERVICE EMPLOYMENT, AND REFUSAL OF RETIRED PAY.

TOTAL FOR *NUMBER PAID BY DOD* AND *MONTHLY PAYMENT* ARE FROM BUDGET FIGURES. FOR THESE COLUMNS *OTHER* IS A BALANCING ITEM.

OTHER INCLUDES RESIDENCES WITH NO RECOGNIZABLE ZIP CODE. THE ADDRESS IS THE CORRESPONDENCE ADDRESS OF THE PAYEE.

JMDC - DOD ACTUARY'S OFFICE

DOD NUMBER RETIRED	DOD PAID		NON-DISABLED OFFICERS		DISABLED OFFICERS		NON-DISABLED ENLISTED		DISABLED ENLISTED	
	NUMBER	MONTHLY PAYMENT	NUMBER RETIRED	MONTHLY PAYMENT	NUMBER RETIRED	MONTHLY PAYMENT	NUMBER RETIRED	MONTHLY PAYMENT	NUMBER RETIRED	MONTHLY PAYMENT
1,978	1,029	1,623	354	348	416	38	1,312	1,290	242	152
1,979	1,379	1,910	434	431	625	58	1,797	1,790	142	195
1,980	1,379	1,910	434	431	625	58	1,797	1,790	142	195
1,981	1,379	1,910	434	431	625	58	1,797	1,790	142	195
1,982	1,379	1,910	434	431	625	58	1,797	1,790	142	195
1,983	1,379	1,910	434	431	625	58	1,797	1,790	142	195
1,984	1,379	1,910	434	431	625	58	1,797	1,790	142	195
1,985	1,379	1,910	434	431	625	58	1,797	1,790	142	195
1,986	1,379	1,910	434	431	625	58	1,797	1,790	142	195
1,987	1,379	1,910	434	431	625	58	1,797	1,790	142	195
1,988	1,379	1,910	434	431	625	58	1,797	1,790	142	195
1,989	1,379	1,910	434	431	625	58	1,797	1,790	142	195
1,990	1,379	1,910	434	431	625	58	1,797	1,790	142	195
1,991	1,379	1,910	434	431	625	58	1,797	1,790	142	195
1,992	1,379	1,910	434	431	625	58	1,797	1,790	142	195
1,993	1,379	1,910	434	431	625	58	1,797	1,790	142	195
1,994	1,379	1,910	434	431	625	58	1,797	1,790	142	195
1,995	1,379	1,910	434	431	625	58	1,797	1,790	142	195
1,996	1,379	1,910	434	431	625	58	1,797	1,790	142	195
1,997	1,379	1,910	434	431	625	58	1,797	1,790	142	195
1,998	1,379	1,910	434	431	625	58	1,797	1,790	142	195
1,999	1,379	1,910	434	431	625	58	1,797	1,790	142	195
2,000	1,379	1,910	434	431	625	58	1,797	1,790	142	195

THE MONTHLY AMOUNT OF PAYMENT (NET PAY) IS BEFORE DEDUCTIONS FOR WITHHOLDING TAXES AND ALLOTMENTS, BUT AFTER DEDUCTIONS FOR SURVIVOR BENEFITS. WAIVERS TO OBTAIN BENEFITS FROM THE VETERANS ADMINISTRATION, DUAL COMPENSATION, ADJUSTMENTS, ETC.

*NUMBER RETIRED INCLUDES, IN ADDITION TO *NUMBER PAID BY DOD, RETIREES WHOSE NET PAY IS ZERO OR LESS AFTER ANY SURVIVOR BENEFIT PREMIUM DEDUCTIONS AND/OR VARIOUS OTHER OFFSETS SUCH AS VETERANS ADMINISTRATION PAYMENTS, DUAL COMPENSATION, PAY CAP LIMITATIONS RESULTING FROM CIVIL SERVICE EMPLOYMENT, AND REFUSAL OF RETIRED PAY.

TOTAL FOR *NUMBER PAID BY DOD* AND *MONTHLY PAYMENT* ARE FROM BUDGET FIGURES. FOR THESE COLUMNS *OTHER* IS A BALANCING ITEM.

OTHER INCLUDES RESIDENCES WITH NO RECOGNIZABLE ZIP CODE

THE ADDRESS IS THE CORRESPONDENCE ADDRESS OF THE PAYEE.

ZIP	NUMBER RETIRED	NON DISABLED OFFICERS		NON DISABLED ENLISTED		MONTHLY PAYMENT	NUMBER RETIRED	NUMBER PAID BY DOD	MONTHLY PAYMENT	NUMBER RETIRED	NUMBER PAID BY DOD	MONTHLY PAYMENT	NUMBER RETIRED	NUMBER PAID BY DOD	MONTHLY PAYMENT	NUMBER RETIRED	NUMBER PAID BY DOD	MONTHLY PAYMENT	NUMBER RETIRED	NUMBER PAID BY DOD	MONTHLY PAYMENT
		NUMBER RETIRED	MONTHLY PAYMENT	NUMBER RETIRED	MONTHLY PAYMENT																
01	308	277	31	179	8	9	213	154	208	213	154	208	59	154	122	11	19				
02	229	207	22	177	8	3	169	162	169	169	162	169	53	162	223	5	5				
03	229	229	0	229	0	0	229	229	229	229	229	229	0	229	229	0	0				
04	229	229	0	229	0	0	229	229	229	229	229	229	0	229	229	0	0				
05	229	229	0	229	0	0	229	229	229	229	229	229	0	229	229	0	0				
06	229	229	0	229	0	0	229	229	229	229	229	229	0	229	229	0	0				
07	229	229	0	229	0	0	229	229	229	229	229	229	0	229	229	0	0				
08	229	229	0	229	0	0	229	229	229	229	229	229	0	229	229	0	0				
09	229	229	0	229	0	0	229	229	229	229	229	229	0	229	229	0	0				
10	229	229	0	229	0	0	229	229	229	229	229	229	0	229	229	0	0				
11	229	229	0	229	0	0	229	229	229	229	229	229	0	229	229	0	0				
12	229	229	0	229	0	0	229	229	229	229	229	229	0	229	229	0	0				
13	229	229	0	229	0	0	229	229	229	229	229	229	0	229	229	0	0				
14	229	229	0	229	0	0	229	229	229	229	229	229	0	229	229	0	0				
15	229	229	0	229	0	0	229	229	229	229	229	229	0	229	229	0	0				
16	229	229	0	229	0	0	229	229	229	229	229	229	0	229	229	0	0				
17	229	229	0	229	0	0	229	229	229	229	229	229	0	229	229	0	0				
18	229	229	0	229	0	0	229	229	229	229	229	229	0	229	229	0	0				
19	229	229	0	229	0	0	229	229	229	229	229	229	0	229	229	0	0				
20	229	229	0	229	0	0	229	229	229	229	229	229	0	229	229	0	0				
21	229	229	0	229	0	0	229	229	229	229	229	229	0	229	229	0	0				
22	229	229	0	229	0	0	229	229	229	229	229	229	0	229	229	0	0				
23	229	229	0	229	0	0	229	229	229	229	229	229	0	229	229	0	0				
24	229	229	0	229	0	0	229	229	229	229	229	229	0	229	229	0	0				
25	229	229	0	229	0	0	229	229	229	229	229	229	0	229	229	0	0				
26	229	229	0	229	0	0	229	229	229	229	229	229	0	229	229	0	0				
27	229	229	0	229	0	0	229	229	229	229	229	229	0	229	229	0	0				
28	229	229	0	229	0	0	229	229	229	229	229	229	0	229	229	0	0				
29	229	229	0	229	0	0	229	229	229	229	229	229	0	229	229	0	0				
30	229	229	0	229	0	0	229	229	229	229	229	229	0	229	229	0	0				
31	229	229	0	229	0	0	229	229	229	229	229	229	0	229	229	0	0				
32	229	229	0	229	0	0	229	229	229	229	229	229	0	229	229	0	0				
33	229	229	0	229	0	0	229	229	229	229	229	229	0	229	229	0	0				

THE MONTHLY AMOUNT OF PAYMENT (NET PAY) IS BEFORE DEDUCTIONS FOR WITHHOLDING TAXES AND ALLOTMENTS, BUT AFTER DEDUCTIONS FOR SURVIVOR BENEFITS. WAIVERS TO OBTAIN BENEFITS FROM THE VETERANS ADMINISTRATION, DUAL COMPENSATION, ADJUSTMENT, ETC.

NUMBER RETIRED INCLUDES, IN ADDITION TO *NUMBER PAID BY DOD*, RETIREES WHOSE NET PAY IS ZERO OR LESS AFTER ANY SURVIVOR BENEFIT PREMIUM DEDUCTIONS AND/OR VARIOUS OTHER OFFSETS SUCH AS VETERANS ADMINISTRATION PAYMENTS, DUAL COMPENSATION, PAY CAP LIMITATIONS RESULTING FROM CIVIL SERVICE EMPLOYMENT, AND REFUSAL OF RETIRED PAY.

TOTAL FOR *NUMBER PAID BY DOD* AND *MONTHLY PAYMENT* ARE FROM BUDGET FIGURES. FOR THESE COLUMNS *OTHER* IS A BALANCING ITEM.

OTHER INCLUDES RESIDENCES WITH NO RECOGNIZABLE ZIP CODE

THE ADDRESS IS THE CORRESPONDENCE ADDRESS OF THE PAYEE.

DMDC - DOD ACTUARY'S OFFICE

ZIP CODE	DOD NUMBER PAID BY DOD		NON-DISABLED NUMBER PAID BY DOD		OFFICERS MONTHLY PAYMENT		DISABLED NUMBER PAID BY DOD		ENLISTED MONTHLY PAYMENT		DISABLED NUMBER PAID BY DOD		MONTHLY PAYMENT	MONTHLY PAYMENT	MONTHLY PAYMENT
	NUMBER	PAID	NUMBER	PAID	NUMBER	PAID	NUMBER	PAID	NUMBER	PAID	NUMBER	PAID			
188	264	237	55	59	7	156	12	114	46	25	10				
189	307	291	240	389	42	429	408	302	120	28	120				
191	425	359	1,650	1,243	127	1,357	1,458	1,008	315	220	189				
192	714	660	0	0	0	2,507	2,532	1,350	1,125	2	0				
193	785	739	362	417	58	253	289	186	104	27	27				
194	803	309	355	374	13	613	499	499	227	109	47				
195	594	467	96	118	14	221	327	159	73	37	19				
196	799	561	162	188	31	329	450	334	175	45	19				
197	683	717	188	250	25	465	450	200	121	27	17				
198	4,659	4,659	250	250	31	283	283	200	104	40	17				
199	4,959	4,959	1,622	2,499	46	2,057	2,057	1,485	207	132	176				
200	0	0	1	2	0	2,492	2,027	1,485	368	0	0				
201	1,047	97	1	12	0	1,524	5	3	0	1	0				
202	108	117	97	12	0	1,524	5	3	217	181	111				
203	108	94	39	45	0	1,877	41	41	1	0	0				
204	7,838	2,463	522	852	84	1,629	1,629	1,822	182	113	72				
205	3,031	1,151	1,885	2,088	226	1,143	1,000	3,566	675	413	243				
206	1,624	1,858	1,855	1,838	126	1,636	1,566	428	245	124	69				
207	4,684	4,684	1,519	1,822	182	2,534	2,534	1,435	380	195	149				
208	2,600	2,600	969	1,353	176	1,422	1,111	1,95	238	238	142				
209	4,203	2,886	0	0	131	2,476	2,119	1,343	417	112	160				
210	1,229	1,117	690	1,522	0	394	329	2	61	435	170				
211	227	281	282	40	43	297	284	218	69	59	22				
212	1,455	1,455	242	257	15	1,193	362	218	85	50	10				
213	1,566	1,566	181	257	17	1,459	1,459	350	182	68	35				
214	322	322	178	257	38	359	359	154	182	68	35				
215	8,152	12,708	5,455	10,373	492	1,881	1,720	5,717	46	20	13				
216	9,011	12,745	4,871	9,179	392	3,529	3,157	2,771	271	162	102				
217	3,065	3,065	2,132	3,180	260	1,812	1,812	2,503	353	257	156				
218	6,276	9,524	3,574	7,315	306	1,811	1,648	1,396	123	74	45				
219	1,332	1,183	369	383	37	584	584	450	102	143	90				
220	1,091	1,149	260	374	33	584	584	450	190	51	31				
221	790	749	121	247	12	149	149	298	83	38	19				
222	239	239	110	215	12	24	24	117	26	15	5				
223	1,049	1,049	127	215	12	149	149	298	55	27	15				
224	978	978	234	247	12	149	149	298	148	54	24				
225	1,507	1,819	234	247	12	149	149	298	148	54	24				
226	1,446	1,446	262	247	12	149	149	298	148	54	24				
227	3,415	3,415	959	959	119	1,435	1,435	2,326	148	70	34				
228	11,573	13,156	3,429	1,775	107	1,435	1,435	2,326	148	70	34				
229	16,039	13,196	1,111	6,574	270	7,277	6,487	5,445	302	140	71				
230	7,015	7,725	1,111	1,774	103	4,254	4,472	3,454	441	268	124				
231	3,772	3,479	1,226	3,322	195	1,958	1,728	3,454	301	193	104				
232	1,469	1,469	860	1,226	29	2,439	1,457	1,012	214	325	224				
233	1,243	1,469	114	1,226	16	326	326	1,012	196	155	176				
234	584	584	384	414	17	421	421	571	69	26	13				
235	584	584	193	384	31	520	520	571	137	77	38				
236	584	584	193	384	31	520	520	571	137	77	38				
237	584	584	193	384	31	520	520	571	137	77	38				
238	584	584	193	384	31	520	520	571	137	77	38				
239	584	584	193	384	31	520	520	571	137	77	38				
240	584	584	193	384	31	520	520	571	137	77	38				
241	584	584	193	384	31	520	520	571	137	77	38				
242	584	584	193	384	31	520	520	571	137	77	38				
243	584	584	193	384	31	520	520	571	137	77	38				

THE MONTHLY AMOUNT OF PAYMENT (NET PAY) IS BEFORE DEDUCTIONS FOR WITHHOLDING TAXES AND ALLOTMENTS, BUT AFTER DEDUCTIONS FOR SURVIVOR BENEFITS. WAIVERS TO OBTAIN BENEFITS FROM THE VETERANS ADMINISTRATION, DUAL COMPENSATION, ADJUSTMENTS, ETC.

*NUMBER RETIRED INCLUDES IN ADDITION TO *NUMBER PAID BY DOD, RETIREES WHOSE NET PAY IS ZERO OR LESS AFTER ANY SURVIVOR BENEFIT PAYMENT DEDUCTIONS AND *NUMBER OF OTHER OFFICERS SUCH AS VETERANS ADMINISTRATION PAYMENTS, PAY CAP LIMITATIONS, AND REFUSAL OF RETIRED PAY.

*TOTAL *FOR *NUMBER PAID BY DOD *AND *MONTHLY PAYMENT *ARE *FROM BUDGET FIGURES. *FOR THESE COLUMNS *OTHER *IS A BALANCING ITEM.

*OTHER *INCLUDES RESIDENCES WITH NO RECOGNIZABLE ZIP CODE

THE ADDRESS IS THE CORRESPONDENCE ADDRESS OF THE PANEL.

JMJC - DOD ACTUARY'S OFFICE

ZIP	DOD		NON-DOD		OFFICERS		DISABLED		NON-DOD		DISABLED		ENLISTED		DISABLED	
	NUMBER	MONTHLY PAYMENT	NUMBER	MONTHLY PAYMENT	NUMBER	MONTHLY PAYMENT	NUMBER	MONTHLY PAYMENT	NUMBER	MONTHLY PAYMENT	NUMBER	MONTHLY PAYMENT	NUMBER	MONTHLY PAYMENT	NUMBER	MONTHLY PAYMENT
127	186	151	32	42	5	4	2	102	97	72	47	18	7			
128	666	597	170	231	29	27	28	355	350	252	112	22				
129	1,000	977	193	240	29	20	28	355	350	252	112	22				
130	465	432	138	170	52	49	45	603	586	443	167	36				
131	571	541	181	216	21	20	19	284	272	202	164	35				
132	648	619	194	244	22	21	20	284	272	202	164	35				
133	1,000	977	193	240	29	20	28	355	350	252	112	22				
134	1,000	977	193	240	29	20	28	355	350	252	112	22				
135	1,000	977	193	240	29	20	28	355	350	252	112	22				
136	1,000	977	193	240	29	20	28	355	350	252	112	22				
137	1,000	977	193	240	29	20	28	355	350	252	112	22				
138	1,000	977	193	240	29	20	28	355	350	252	112	22				
139	1,000	977	193	240	29	20	28	355	350	252	112	22				
140	1,000	977	193	240	29	20	28	355	350	252	112	22				
141	1,000	977	193	240	29	20	28	355	350	252	112	22				
142	1,000	977	193	240	29	20	28	355	350	252	112	22				
143	1,000	977	193	240	29	20	28	355	350	252	112	22				
144	1,000	977	193	240	29	20	28	355	350	252	112	22				
145	1,000	977	193	240	29	20	28	355	350	252	112	22				
146	1,000	977	193	240	29	20	28	355	350	252	112	22				
147	1,000	977	193	240	29	20	28	355	350	252	112	22				
148	1,000	977	193	240	29	20	28	355	350	252	112	22				
149	1,000	977	193	240	29	20	28	355	350	252	112	22				
150	1,000	977	193	240	29	20	28	355	350	252	112	22				
151	1,000	977	193	240	29	20	28	355	350	252	112	22				
152	1,000	977	193	240	29	20	28	355	350	252	112	22				
153	1,000	977	193	240	29	20	28	355	350	252	112	22				
154	1,000	977	193	240	29	20	28	355	350	252	112	22				
155	1,000	977	193	240	29	20	28	355	350	252	112	22				
156	1,000	977	193	240	29	20	28	355	350	252	112	22				
157	1,000	977	193	240	29	20	28	355	350	252	112	22				
158	1,000	977	193	240	29	20	28	355	350	252	112	22				
159	1,000	977	193	240	29	20	28	355	350	252	112	22				
160	1,000	977	193	240	29	20	28	355	350	252	112	22				
161	1,000	977	193	240	29	20	28	355	350	252	112	22				
162	1,000	977	193	240	29	20	28	355	350	252	112	22				
163	1,000	977	193	240	29	20	28	355	350	252	112	22				
164	1,000	977	193	240	29	20	28	355	350	252	112	22				
165	1,000	977	193	240	29	20	28	355	350	252	112	22				
166	1,000	977	193	240	29	20	28	355	350	252	112	22				
167	1,000	977	193	240	29	20	28	355	350	252	112	22				
168	1,000	977	193	240	29	20	28	355	350	252	112	22				
169	1,000	977	193	240	29	20	28	355	350	252	112	22				
170	1,000	977	193	240	29	20	28	355	350	252	112	22				
171	1,000	977	193	240	29	20	28	355	350	252	112	22				
172	1,000	977	193	240	29	20	28	355	350	252	112	22				
173	1,000	977	193	240	29	20	28	355	350	252	112	22				
174	1,000	977	193	240	29	20	28	355	350	252	112	22				
175	1,000	977	193	240	29	20	28	355	350	252	112	22				
176	1,000	977	193	240	29	20	28	355	350	252	112	22				
177	1,000	977	193	240	29	20	28	355	350	252	112	22				
178	1,000	977	193	240	29	20	28	355	350	252	112	22				
179	1,000	977	193	240	29	20	28	355	350	252	112	22				
180	1,000	977	193	240	29	20	28	355	350	252	112	22				
181	1,000	977	193	240	29	20	28	355	350	252	112	22				
182	1,000	977	193	240	29	20	28	355	350	252	112	22				
183	1,000	977	193	240	29	20	28	355	350	252	112	22				
184	1,000	977	193	240	29	20	28	355	350	252	112	22				
185	1,000	977	193	240	29	20	28	355	350	252	112	22				
186	1,000	977	193	240	29	20	28	355	350	252	112	22				
187	1,000	977	193	240	29	20	28	355	350	252	112	22				

THE MONTHLY AMOUNT OF PAYMENT (NET PAY) IS BEFORE DEDUCTIONS FOR WITHHOLDING TAXES AND ALLOTMENTS, BUT AFTER DEDUCTIONS FOR SURVIVOR BENEFITS. WAIVERS TO OBTAIN BENEFITS FROM THE VETERANS ADMINISTRATION, DUAL COMPENSATION, ADJUSTMENTS, ETC.

NUMBER RETIRED INCLUDES, IN ADDITION TO *NUMBER PAID BY DOD*, RETIREES WHOSE NET PAY IS ZERO OR LESS AFTER ANY SURVIVOR BENEFIT PREMIUM DEDUCTIONS AND/OR VARIOUS OTHER OFFSETS SUCH AS VETERANS ADMINISTRATION PAYMENTS, DUAL COMPENSATION, PAY CAP LIMITATIONS RESULTING FROM CIVIL SERVICE EMPLOYMENT, AND REFUSAL OF RETIRED PAY.

TOTAL FOR *NUMBER PAID BY DOD* AND *MONTHLY PAYMENT* ARE FROM BUDGET FIGURES. FOR THESE COLUMNS *OTHER* IS A BALANCING ITEM.

OTHER INCLUDES RESIDENCES WITH NO RECOGNIZABLE ZIP CODE

THE ADDRESS IS THE CORRESPONDENCE ADDRESS OF THE PAYEE.

DMDC - DOD ACTUARY'S OFFICE

	NUMBER RETIRED	DOD NUMBER		NON-DISABLED OFFICERS		DISABLED OFFICERS		NON-DISABLED		DISABLED		MONTHLY PAYMENT	MONTHLY PAYMENT	NUMBER RETIRED	NUMBER RETIRED	MONTHLY PAYMENT	MONTHLY PAYMENT	NUMBER RETIRED	NUMBER RETIRED	MONTHLY PAYMENT	MONTHLY PAYMENT	NUMBER RETIRED	NUMBER RETIRED	MONTHLY PAYMENT	MONTHLY PAYMENT
		PAID BY DOD	BY DOD	NUMBER RETIRED	MONTHLY PAYMENT	NUMBER RETIRED	MONTHLY PAYMENT	NUMBER RETIRED	MONTHLY PAYMENT	NUMBER RETIRED	MONTHLY PAYMENT														
363	518	423	319	145	138	29	28	24	224	212	116	142	36												
364	662	559	223	113	127	11	11	24	224	212	116	142	17												
365	817	735	474	201	125	139	135	36	260	260	174	174	65												
366	101	160	73	48	55	176	73	17	118	177	106	48	4												
367	2,605	2,304	1,162	95	113	20	20	17	37	37	25	25	205	17											
368	2,287	2,071	1,122	61	98	184	171	14	99	188	175	175	205	76											
369	3,285	3,117	1,423	48	46	10	12	8	83	126	61	23	38	10											
370	1,666	1,524	756	37	39	11	8	6	217	209	186	139	24	12											
371	811	726	370	370	7	4	68	5	27	26	123	139	24	12											
372	1,006	970	450	31	31	17	12	65	22	206	126	174	24	12											
373	2,660	2,561	1,277	309	315	122	125	19	192	206	174	174	124	20											
374	1,935	1,853	853	225	226	44	43	43	152	152	114	114	124	22											
375	7,925	7,472	3,595	1,524	1,524	197	179	27	534	82	840	840	481	312											
376	1,888	1,797	1,000	182	182	37	36	38	374	501	99	3,950	481	312											
377	925	885	788	82	87	37	36	38	374	501	99	3,950	481	312											
378	1,009	984	500	391	400	19	18	17	35	325	114	114	58	58											
379	1,871	1,804	820	622	634	192	193	17	89	325	114	114	58	58											
380	1,009	984	500	391	400	19	18	17	35	325	114	114	58	58											
381	1,009	984	500	391	400	19	18	17	35	325	114	114	58	58											
382	1,009	984	500	391	400	19	18	17	35	325	114	114	58	58											
383	1,009	984	500	391	400	19	18	17	35	325	114	114	58	58											
384	1,009	984	500	391	400	19	18	17	35	325	114	114	58	58											
385	1,009	984	500	391	400	19	18	17	35	325	114	114	58	58											
386	1,009	984	500	391	400	19	18	17	35	325	114	114	58	58											
387	1,009	984	500	391	400	19	18	17	35	325	114	114	58	58											
388	1,009	984	500	391	400	19	18	17	35	325	114	114	58	58											
389	1,009	984	500	391	400	19	18	17	35	325	114	114	58	58											
390	1,009	984	500	391	400	19	18	17	35	325	114	114	58	58											
391	1,009	984	500	391	400	19	18	17	35	325	114	114	58	58											
392	1,009	984	500	391	400	19	18	17	35	325	114	114	58	58											
393	1,009	984	500	391	400	19	18	17	35	325	114	114	58	58											
394	1,009	984	500	391	400	19	18	17	35	325	114	114	58	58											
395	1,009	984	500	391	400	19	18	17	35	325	114	114	58	58											
396	1,009	984	500	391	400	19	18	17	35	325	114	114	58	58											
397	1,009	984	500	391	400	19	18	17	35	325	114	114	58	58											
398	1,009	984	500	391	400	19	18	17	35	325	114	114	58	58											
399	1,009	984	500	391	400	19	18	17	35	325	114	114	58	58											
400	1,009	984	500	391	400	19	18	17	35	325	114	114	58	58											

THE MONTHLY AMOUNT OF PAYMENT (NET PAY) IS BEFORE DEDUCTIONS FOR WITHHOLDING TAXES AND ALLOCMENTS, BUT AFTER DEDUCTIONS FOR SURVIVOR BENEFITS. WAIVERS TO OBTAIN BENEFITS FROM THE VETERANS ADMINISTRATION, DUAL COMPENSATION ADJUSTMENTS, ETC.

NUMBER RETIRED INCLUDES, IN ADDITION TO *NUMBER PAID BY DOD* RETIREES WHOSE NET PAY IS ZERO OR LESS AFTER ANY SURVIVOR BENEFIT PREMIUM DEDUCTIONS AND/OR VARIOUS OTHER OFFSETS SUCH AS VETERANS ADMINISTRATION PAYMENTS, DUAL COMPENSATION, PAY CAP LIMITATIONS, RESULTING FROM CIVIL SERVICE EMPLOYMENT, AND REFUSAL OF RETIRED PAY.

TOTAL FOR *NUMBER PAID BY DOD* AND *MONTHLY PAYMENT* ARE FROM BUDGET FIGURES. FOR THESE COLUMNS *OTHER* IS A BALANCING ITEM.

OTHER INCLUDES RESIDENCES WITH NO RECOGNIZABLE ZIP CODE

THE ADDRESS IS THE CORRESPONDENCE ADDRESS OF THE PAYEE.

ZIP CODE	NUMBER RETIRED	NUMBER PAID BY DOD	NON-DISABLED OFFICERS			DISABLED NUMBER			MONTHLY PAYMENT BY DOD	MONTHLY PAYMENT BY DOD	MONTHLY PAYMENT BY DOD	DISABLED NUMBER PAID BY DOD	DISABLED NUMBER PAID BY DOD	DISABLED NUMBER PAID BY DOD
			NUMBER RETIRED	MONTHLY PAYMENT BY DOD	MONTHLY PAYMENT BY DOD	NUMBER RETIRED	MONTHLY PAYMENT BY DOD	MONTHLY PAYMENT BY DOD						
0000	1	1	0	0	0	0	0	0	0	0	0	0	0	
0001	1	1	0	0	0	0	0	0	0	0	0	0	0	
0002	1	1	0	0	0	0	0	0	0	0	0	0	0	
0003	1	1	0	0	0	0	0	0	0	0	0	0	0	
0004	1	1	0	0	0	0	0	0	0	0	0	0	0	
0005	1	1	0	0	0	0	0	0	0	0	0	0	0	
0006	1	1	0	0	0	0	0	0	0	0	0	0	0	
0007	1	1	0	0	0	0	0	0	0	0	0	0	0	
0008	1	1	0	0	0	0	0	0	0	0	0	0	0	
0009	1	1	0	0	0	0	0	0	0	0	0	0	0	
0010	1	1	0	0	0	0	0	0	0	0	0	0	0	
0011	1	1	0	0	0	0	0	0	0	0	0	0	0	
0012	1	1	0	0	0	0	0	0	0	0	0	0	0	
0013	1	1	0	0	0	0	0	0	0	0	0	0	0	
0014	1	1	0	0	0	0	0	0	0	0	0	0	0	
0015	1	1	0	0	0	0	0	0	0	0	0	0	0	
0016	1	1	0	0	0	0	0	0	0	0	0	0	0	
0017	1	1	0	0	0	0	0	0	0	0	0	0	0	
0018	1	1	0	0	0	0	0	0	0	0	0	0	0	
0019	1	1	0	0	0	0	0	0	0	0	0	0	0	
0020	1	1	0	0	0	0	0	0	0	0	0	0	0	
0021	1	1	0	0	0	0	0	0	0	0	0	0	0	
0022	1	1	0	0	0	0	0	0	0	0	0	0	0	
0023	1	1	0	0	0	0	0	0	0	0	0	0	0	
0024	1	1	0	0	0	0	0	0	0	0	0	0	0	
0025	1	1	0	0	0	0	0	0	0	0	0	0	0	
0026	1	1	0	0	0	0	0	0	0	0	0	0	0	
0027	1	1	0	0	0	0	0	0	0	0	0	0	0	
0028	1	1	0	0	0	0	0	0	0	0	0	0	0	
0029	1	1	0	0	0	0	0	0	0	0	0	0	0	
0030	1	1	0	0	0	0	0	0	0	0	0	0	0	
0031	1	1	0	0	0	0	0	0	0	0	0	0	0	
0032	1	1	0	0	0	0	0	0	0	0	0	0	0	
0033	1	1	0	0	0	0	0	0	0	0	0	0	0	
0034	1	1	0	0	0	0	0	0	0	0	0	0	0	
0035	1	1	0	0	0	0	0	0	0	0	0	0	0	
0036	1	1	0	0	0	0	0	0	0	0	0	0	0	
0037	1	1	0	0	0	0	0	0	0	0	0	0	0	
0038	1	1	0	0	0	0	0	0	0	0	0	0	0	
0039	1	1	0	0	0	0	0	0	0	0	0	0	0	
0040	1	1	0	0	0	0	0	0	0	0	0	0	0	
0041	1	1	0	0	0	0	0	0	0	0	0	0	0	
0042	1	1	0	0	0	0	0	0	0	0	0	0	0	
0043	1	1	0	0	0	0	0	0	0	0	0	0	0	
0044	1	1	0	0	0	0	0	0	0	0	0	0	0	
0045	1	1	0	0	0	0	0	0	0	0	0	0	0	
0046	1	1	0	0	0	0	0	0	0	0	0	0	0	
0047	1	1	0	0	0	0	0	0	0	0	0	0	0	
0048	1	1	0	0	0	0	0	0	0	0	0	0	0	
0049	1	1	0	0	0	0	0	0	0	0	0	0	0	
0050	1	1	0	0	0	0	0	0	0	0	0	0	0	

THE MONTHLY AMOUNT OF PAYMENT (NET PAY) IS BEFORE DEDUCTIONS FOR WITHHOLDING TAXES AND ALLOTMENTS, BUT AFTER DEDUCTIONS FOR SURVIVOR BENEFITS. WAIVERS TO OBTAIN BENEFITS FROM THE VETERANS ADMINISTRATION, DUAL COMPENSATION, ADJUSTMENTS, ETC.

*NUMBER RETIRED INCLUDES, IN ADDITION TO NUMBER PAID BY DOD, RETIREES WHOSE NET PAY IS ZERO OR LESS AFTER ANY SURVIVOR BENEFIT PREMIUM DEDUCTIONS AND/OR VARIOUS OTHER OFFSETS SUCH AS VETERANS ADMINISTRATION PAYMENTS, DUAL COMPENSATION, PAY CAP LIMITATIONS RESULTING FROM CIVIL SERVICE EMPLOYMENT, AND REFUSAL OF RETIRED PAY.

*TOTAL FOR NUMBER PAID BY DOD AND MONTHLY PAYMENT ARE FROM BUDGET FIGURES. FOR THESE COLUMNS *OTHER* IS A BALANCING ITEM.

OTHER INCLUDES RESIDENCES WITH NO RECOGNIZABLE ZIP CODE

THE ADDRESS IS THE CORRESPONDENCE ADDRESS OF THE PAYEE.

MILITARY PERSONNEL RECEIVING AND NOT RECEIVING RETIRED PAY FROM DOD AS OF SEPT. 30, 1983 (PAYMENT IN THOUSANDS) PAGE 16

ARMY				NAVY				USMC				TOTAL	
ZIP CODE	NUMBER RETIRED	MONTHLY PAYMENT	NUMBER PAID BY DOD	NUMBER RETIRED	MONTHLY PAYMENT	NUMBER PAID BY DOD	NUMBER RETIRED	NUMBER PAID BY DOD	MONTHLY PAYMENT	NUMBER RETIRED	NUMBER PAID BY DOD	NUMBER RETIRED	NUMBER PAID BY DOD
953	6,528	6,034	1,234	741	1,033	675	188	148	544	119	4,415	1,980	1,913
954	9,271	9,302	2,344	219	3,511	835	319	192	1,729	143	1,997	1,900	1,889
955	1,459	1,476	379	212	2,194	547	109	85	482	80	403	370	2,213
956	1,368	1,403	280	142	1,594	133	32	26	107	26	94	85	1,020
957	711	668	190	91	1,224	4	29	36	467	34	476	467	1,003
958	816	803	379	17	1,424	4	1	1	467	34	476	467	1,003
959	158	155	26	9	122	4	1	1	467	34	476	467	1,003
960	58	58	26	17	23	15	17	1	23	1	22	30	32
961	107	107	11	17	23	15	17	1	23	1	22	30	32
962	3,630	3,630	1,171	3,765	2,452	3,608	17	15	2,452	15	1,482	1,482	1,482
963	6,819	6,780	2,917	1,886	1,656	1,818	533	167	1,818	533	1,482	1,482	1,482
964	3,237	4,020	1,653	1,886	1,656	1,818	533	167	1,818	533	1,482	1,482	1,482
965	485	488	199	1	1	1	1	1	1	1	1	1	1
966	2,494	2,494	610	759	684	704	64	144	684	116	1,050	795	764
967	2,597	2,597	820	432	402	402	37	69	37	151	391	365	344
968	3,579	3,579	726	881	858	881	77	134	858	133	1,071	989	888
969	1,664	1,664	581	981	981	981	0	0	981	151	1,084	1,084	1,084
970	1,651	1,651	441	748	748	748	0	0	748	164	1,084	1,084	1,084
971	651	651	198	1,178	1,178	1,178	0	0	1,178	152	1,178	1,178	1,178
972	683	683	198	1,178	1,178	1,178	0	0	1,178	152	1,178	1,178	1,178
973	599	599	162	1,225	1,225	1,225	0	0	1,225	26	1,225	1,225	1,225
974	121	121	33	36	36	36	0	0	36	26	1,225	1,225	1,225
975	599	599	162	1,225	1,225	1,225	0	0	1,225	26	1,225	1,225	1,225
976	658	658	198	1,178	1,178	1,178	0	0	1,178	152	1,178	1,178	1,178
977	133	133	33	36	36	36	0	0	36	26	1,225	1,225	1,225
978	1,994	1,994	33	36	36	36	0	0	36	26	1,225	1,225	1,225
979	4,424	4,424	1,474	2,095	1,990	1,990	319	168	2,095	255	1,980	1,913	2,213
980	5,032	5,032	1,519	1,903	1,856	1,856	213	119	1,856	213	1,856	1,856	1,856
981	7,059	7,059	2,158	3,063	2,919	2,876	239	119	2,919	176	1,790	1,790	1,790
982	2,033	2,033	5,017	1,640	3,017	2,876	106	81	3,017	176	1,790	1,790	1,790
983	1,019	1,019	2,522	1,022	2,522	943	126	106	2,522	106	943	943	943
984	97	97	258	589	589	629	105	79	589	188	589	589	589
985	879	879	442	250	250	250	61	49	250	86	442	442	442
986	879	879	442	250	250	250	61	49	250	86	442	442	442
987	1,227	1,227	297	271	271	271	72	72	271	49	365	365	365
988	1,564	1,564	355	220	220	220	72	49	220	49	365	365	365
989	1,564	1,564	355	220	220	220	72	49	220	49	365	365	365
990	3,435	3,435	1,100	1,177	1,177	1,177	119	10	1,177	201	293	280	280
991	1,128	1,128	591	1,475	1,475	1,475	119	26	1,475	201	293	280	280
992	1,128	1,128	591	1,475	1,475	1,475	119	26	1,475	201	293	280	280
993	1,128	1,128	591	1,475	1,475	1,475	119	26	1,475	201	293	280	280
994	1,128	1,128	591	1,475	1,475	1,475	119	26	1,475	201	293	280	280
995	74	74	290	339	339	339	3	3	339	3	339	339	339
996	1,128	1,128	591	1,475	1,475	1,475	119	26	1,475	201	293	280	280
997	1,128	1,128	591	1,475	1,475	1,475	119	26	1,475	201	293	280	280
998	1,128	1,128	591	1,475	1,475	1,475	119	26	1,475	201	293	280	280
999	1,128	1,128	591	1,475	1,475	1,475	119	26	1,475	201	293	280	280
OTHER	10,664	7,294	4,093	5,033	5,033	152	292	34	1,595	-73	2,613	16	8,213
TOTAL	1,468,668	1,468,668	405,478	435,127	369,755	338,924	82,756	66,510	320,682	68,579	511,679	482,883	594,555

THE MONTHLY AMOUNT OF PAYMENT (NET PAY) IS BEFORE DEDUCTIONS FOR WITHHOLDING TAXES AND ALLOTMENTS, BUT AFTER DEDUCTIONS FOR SURVIVOR BENEFITS. WAIVERS TO OBTAIN BENEFITS FROM THE VETERANS ADMINISTRATION, DUAL COMPENSATION, ADJUSTMENTS, ETC.

NUMBER RETIRED, INCLUDES IN ADDITION TO *NUMBER PAID BY DOD*, RETIREES WHOSE NET PAY IS ZERO OR LESS AFTER ANY SURVIVOR BENEFIT PREMIUM DEDUCTIONS AND/OR VARIOUS OTHER OFFSETS SUCH AS VETERANS ADMINISTRATION PAYMENTS, DUAL COMPENSATION, PAY CAP LIMITATIONS RESULTING FROM CIVIL SERVICE EMPLOYMENT, AND REFUSAL OF RETIRED PAY.

TOTAL FOR *NUMBER PAID BY DOD* AND *MONTHLY PAYMENT* ARE FROM BUDGET FIGURES. FOR THESE COLUMNS *OTHER* IS A BALANCING ITEM.

OTHER INCLUDES RESIDENCES WITH NO RECOGNIZABLE ZIP CODE
 THE ADDRESS IS THE CORRESPONDENCE ADDRESS OF THE PAYEE.

MILITARY PERSONNEL RECEIVING AND NOT RECEIVING RETIRED PAY FROM DOD AS OF SEPT. 30, 1983 (PAYMENT IN THOUSANDS) PAGE 14

ZIP CODE	DOD NUMBER PAID BY DOD		NON-DISABLED OFFICERS		DISABLED NUMBER PAID BY DOD		OFFICERS		NON-DISABLED		DISABLED		ENLISTED		DISABLED NUMBER BY DOD PAYMENT	MONTHLY PAYMENT
	NUMBER RETIRED	MONTHLY PAYMENT	NUMBER RETIRED	MONTHLY PAYMENT	NUMBER RETIRED	MONTHLY PAYMENT	NUMBER RETIRED	MONTHLY PAYMENT	NUMBER RETIRED	MONTHLY PAYMENT	NUMBER RETIRED	MONTHLY PAYMENT	NUMBER RETIRED	MONTHLY PAYMENT		
8277	118	106	13	18	4	9	4	12	83	82	63	14	7			
8278	162	155	11	36	11	6	12	15	103	87	66	24	11			
8279	120	149	22	36	3	3	7	7	101	101	27	27	15			
8280	57	51	2	37	0	0	0	0	0	0	6	6	3			
8281	52	57	12	13	13	3	16	16	30	27	23	73	41			
8282	567	600	124	233	12	12	12	12	346	362	265	283	32			
8283	208	222	17	17	1	1	4	4	287	293	226	42	25			
8284	287	287	12	49	1	1	1	1	100	177	59	128	98			
8285	1,840	1,840	374	732	40	46	46	46	1,840	691	546	129	77			
8286	1,621	1,512	539	734	2	2	2	2	715	691	646	129	77			
8287	1,258	1,166	372	539	5	5	5	5	715	691	646	129	77			
8288	2,064	2,085	824	1,220	85	85	85	85	1,875	1,787	1,533	268	119			
8289	1,923	1,722	816	1,935	106	106	120	120	1,733	1,696	1,533	268	119			
8290	413	381	184	276	0	0	0	0	167	161	127	39	17			
8291	927	825	339	524	19	19	23	23	471	429	326	98	46			
8292	135	121	127	126	2	2	2	2	84	83	66	22	10			
8293	420	383	176	232	2	2	2	2	167	159	123	54	27			
8294	397	354	124	174	2	2	2	2	185	170	128	51	27			
8295	6,444	5,884	1,461	2,039	27	27	27	27	3,849	3,747	2,923	860	410			
8296	5,149	5,253	2,006	3,139	350	372	372	372	3,184	3,079	2,509	609	306			
8297	5,498	5,181	1,831	2,752	284	310	310	310	2,982	2,857	2,322	597	290			
8298	401	347	80	119	11	11	11	11	237	224	166	70	33			
8299	3,177	2,909	970	1,431	132	124	124	124	1,779	1,670	1,394	230	145			
8300	8,521	7,922	2,362	4,053	480	443	443	443	4,886	4,685	3,865	746	277			
8301	283	258	69	119	8	8	8	8	169	162	125	37	21			
8302	371	323	88	145	15	15	15	15	191	184	145	77	38			
8303	985	892	385	557	58	58	58	58	447	411	313	76	43			
8304	677	639	178	271	22	22	22	22	429	428	320	76	43			
8305	730	646	178	271	22	22	22	22	429	428	320	76	43			
8306	853	779	229	358	30	29	29	29	473	450	356	120	60			
8307	1,829	1,674	561	825	33	33	33	33	3,537	3,336	2,691	599	314			
8308	91	72	11	12	4	4	4	4	51	51	39	25	6			
8309	216	194	45	128	4	4	4	4	124	121	94	41	24			
8310	774	685	315	478	52	45	45	45	288	283	221	119	47			
8311	176	157	45	60	9	9	9	9	85	83	63	27	10			
8312	177	158	45	60	9	9	9	9	85	83	63	27	10			
8313	1,470	1,118	459	723	71	69	69	69	801	768	592	178	87			
8314	1,470	1,118	459	723	71	69	69	69	801	768	592	178	87			
8315	1,848	1,795	105	174	15	15	15	15	650	610	476	142	64			
8316	1,064	979	260	353	35	35	35	35	627	610	476	142	64			
8317	1,421	1,315	217	339	37	37	37	37	1,033	973	807	198	63			
8318	1,421	1,315	217	339	37	37	37	37	1,033	973	807	198	63			
8319	1,887	1,697	10	220	0	0	0	0	1	1	1	1	0			
8320	1,815	1,697	224	329	31	31	31	31	1,419	1,356	1,046	491	90			
8321	6,812	6,476	1,367	2,244	131	123	123	123	4,835	4,693	3,918	471	161			
8322	53	42	0	0	0	0	0	0	3	3	2	7	0			
8323	1,603	1,577	419	632	52	52	52	52	37	37	29	147	65			
8324	1,503	1,397	479	742	72	70	70	70	1,024	982	592	128	72			

145 MONTHLY AMOUNT OF PAYMENT (NET PAY) IS BEFORE DEDUCTIONS FOR WITHHOLDING TAXES AND ALLOTMENTS, BUT AFTER DEDUCTIONS FOR SURVIVOR BENEFITS; WAIVERS TO OBTAIN BENEFITS FROM THE VETERANS ADMINISTRATION, DUAL COMPENSATION, ADJUSTMENTS, ETC.

NUMBER RETIRED INCLUDES, IN ADDITION TO *NUMBER PAID BY DOD*, RETIREES WHOSE NET PAY IS ZERO OR LESS AFTER ANY SURVIVOR BENEFIT PREMIUM DEDUCTIONS AND/OR VARIOUS OTHER OFFSETS SUCH AS VETERANS ADMINISTRATION PAYMENTS, DUAL COMPENSATION, PAY CAP LIMITATIONS RESULTING FROM CIVIL SERVICE EMPLOYMENT, AND REFUSAL OF RETIRED PAY.

TOTAL FOR *NUMBER PAID BY DOD* AND *MONTHLY PAYMENT* ARE FROM BUDGET FIGURES. FOR THESE COLUMNS *OTHER* IS A BALANCING ITEM.

OTHER INCLUDES RESIDENCES WITH NO RECOGNIZABLE ZIP CODE

THE ADDRESS IS THE CORRESPONDENCE ADDRESS OF THE PAYEE.

ZIP CODE	DOD NUMBER		NON-DISABLED OFFICERS		DISABLED OFFICERS		NON-DISABLED		DISABLED		ENLISTED		DISABLED		MONTHLY PAID	MONTHLY PAYMENT
	RETIRED	BY DOD	NUMBER	MONTHLY PAYMENT	NUMBER	MONTHLY PAYMENT	NUMBER	MONTHLY PAYMENT	NUMBER	MONTHLY PAYMENT	NUMBER	MONTHLY PAYMENT	NUMBER	MONTHLY PAYMENT		
953	6,529	6,015	1,733	1,706	200	2,594	185	265	3,955	3,743	634	3,122	381	227		
953	3,725	3,462	1,344	1,315	150	1,660	127	157	2,212	2,008	206	1,821	190	170		
951	3,459	3,222	81	80	14	111	12	13	216	207	35	150	35	19		
962	711	688	54	54	3	31	3	6	616	607	38	546	24	20		
963	816	791	84	84	4	255	4	6	622	612	23	561	17	11		
964	158	158	11	11	4	16	4	0	44	44	3	37	3	3		
965	109	109	24	24	1	19	1	2	RD	RD	3	60	3	3		
967	3,838	3,582	1,397	1,374	176	2,022	165	237	3,430	3,377	343	2,715	239	111		
968	5,425	5,145	1,924	1,897	176	2,022	165	237	4,419	4,230	604	3,735	344	185		
969	5,525	5,259	1,924	1,897	176	2,022	165	237	1,373	1,368	345	1,235	167	85		
971	2,401	2,184	677	655	109	832	99	125	1,376	1,372	143	906	145	18		
972	1,174	1,099	266	257	109	334	99	125	1,376	1,372	143	906	145	18		
973	3,051	2,789	1,004	1,003	165	1,677	149	177	1,613	1,546	469	1,127	207	91		
974	2,749	2,306	1,004	1,003	110	1,311	106	128	1,467	1,397	397	1,157	146	99		
975	1,715	1,576	558	500	15	199	15	19	1,008	1,002	203	714	154	77		
977	761	719	219	217	33	328	33	43	491	481	83	383	93	26		
978	638	599	162	157	28	239	28	33	391	376	78	289	42	19		
981	5,957	5,599	2,028	1,938	5	2,139	5	8	391	376	18	303	38	17		
982	4,854	4,528	1,628	1,589	25	2,139	25	32	82	82	18	62	11	14		
983	4,006	3,728	1,408	1,377	229	2,227	235	318	3,035	2,911	302	2,679	269	131		
984	9,479	8,990	3,177	3,090	201	3,277	190	270	3,340	3,174	470	2,879	250	199		
985	4,833	4,508	1,603	1,572	266	2,227	235	318	2,728	2,623	438	2,192	374	141		
985	4,033	3,737	1,403	1,372	266	2,227	235	318	2,728	2,623	438	2,192	374	141		
987	432	409	1,464	1,444	15	199	15	19	1,008	1,002	203	714	154	77		
988	919	872	400	399	49	488	48	62	364	355	17	312	14	12		
989	829	817	400	399	49	488	48	62	364	355	17	312	14	12		
991	1,227	1,199	227	226	26	336	23	34	557	535	98	435	48	23		
991	1,227	1,199	227	226	26	336	23	34	557	535	98	435	48	23		
991	1,227	1,199	227	226	26	336	23	34	557	535	98	435	48	23		
991	1,227	1,199	227	226	26	336	23	34	557	535	98	435	48	23		
992	3,426	3,236	1,161	1,140	307	3,146	312	411	583	561	143	435	62	29		
992	3,426	3,236	1,161	1,140	307	3,146	312	411	583	561	143	435	62	29		
992	3,426	3,236	1,161	1,140	307	3,146	312	411	583	561	143	435	62	29		
992	3,426	3,236	1,161	1,140	307	3,146	312	411	583	561	143	435	62	29		
993	1,129	1,096	327	326	136	427	130	178	2,106	2,038	362	1,637	186	106		
993	1,129	1,096	327	326	136	427	130	178	2,106	2,038	362	1,637	186	106		
993	1,129	1,096	327	326	136	427	130	178	2,106	2,038	362	1,637	186	106		
993	1,129	1,096	327	326	136	427	130	178	2,106	2,038	362	1,637	186	106		
993	1,129	1,096	327	326	136	427	130	178	2,106	2,038	362	1,637	186	106		
OTHER	10,664	10,064	3,667	3,607	174	5,039	179	237	6,557	6,331	226	7,586	342	1,004		

TOTAL 1,968,668 1,833,360 1,328,943 387,048 379,747 568,623 55,597 52,015 70,146 850,499 813,605 643,450 175,524 87,993 46,724

THE MONTHLY AMOUNT OF PAYMENT (NET PAY) IS BEFORE DEDUCTIONS FOR WITHHOLDING TAXES AND ALLOTMENTS, BUT AFTER DEDUCTIONS FOR SURVIVOR BENEFITS, WAIVERS TO OBTAIN BENEFITS FROM THE VETERANS ADMINISTRATION, DUAL COMPENSATION, ADJUSTMENTS, ETC.

NUMBER RETIRED INCLUDES, IN ADDITION TO *NUMBER PAID BY DOD*, RETIREES WHOSE NET PAY IS ZERO OR LESS AFTER ANY SURVIVOR BENEFIT PAYMENT DEDUCTIONS AND/OR OTHER OFFSETS SUCH AS VETERANS ADMINISTRATION PAYMENTS, DUAL COMPENSATION, PAY CAP LIMITATIONS RESULTING FROM CIVIL SERVICE EMPLOYMENT, AND REFUSAL OF RETIRED PAY.

TOTAL FOR *NUMBER PAID BY DOD* AND *MONTHLY PAYMENT* ARE FROM BUDGET FIGURES. FOR THESE COLUMNS *OTHER* IS A BALANCING ITEM.
 OTHER INCLUDES RESIDENCES WITH NO RECOGNIZABLE ZIP CODE
 THE ADDRESS IS THE CORRESPONDENCE ADDRESS OF THE PAYEE.

BLANK PAGE

*****000*****
 RETIRED MILITARY VALUATION DATA AS OF END FY 1983

(ALL OFFICERS)

AGE	NON-DISABLED		STRENGTH		RESERVE		TOTAL		NOV-DISABLED		AVERAGE ANNUAL NET RETIRED PAY		TOTAL
	DISABLED		PERM	TEMP	PERM	TEMP	DISABLED		DISABLED	PERM	TEMP	RESERVE	
16	0	0	0	0	0	0	0	0	0	0	0	0	0
17	0	0	0	0	0	0	0	0	0	0	0	0	0
18	0	0	0	0	0	0	0	0	0	0	0	0	0
19	0	0	0	0	0	0	0	0	0	0	0	0	0
20	0	0	0	0	0	0	0	0	0	0	0	0	0
21	0	0	0	0	0	0	0	0	0	0	0	0	0
22	0	0	0	0	0	0	0	0	0	0	0	0	0
23	0	0	0	0	0	0	0	0	0	0	0	0	0
24	0	0	0	0	0	0	0	0	0	0	0	0	0
25	0	0	0	0	0	0	0	0	0	0	0	0	0
26	0	0	0	0	0	0	0	0	0	0	0	0	0
27	0	0	0	0	0	0	0	0	0	0	0	0	0
28	0	0	0	0	0	0	0	0	0	0	0	0	0
29	0	0	0	0	0	0	0	0	0	0	0	0	0
30	0	0	0	0	0	0	0	0	0	0	0	0	0
31	0	0	0	0	0	0	0	0	0	0	0	0	0
32	0	0	0	0	0	0	0	0	0	0	0	0	0
33	0	0	0	0	0	0	0	0	0	0	0	0	0
34	0	0	0	0	0	0	0	0	0	0	0	0	0
35	0	0	0	0	0	0	0	0	0	0	0	0	0
36	0	0	0	0	0	0	0	0	0	0	0	0	0
37	0	0	0	0	0	0	0	0	0	0	0	0	0
38	0	0	0	0	0	0	0	0	0	0	0	0	0
39	0	0	0	0	0	0	0	0	0	0	0	0	0
40	0	0	0	0	0	0	0	0	0	0	0	0	0
41	0	0	0	0	0	0	0	0	0	0	0	0	0
42	0	0	0	0	0	0	0	0	0	0	0	0	0
43	0	0	0	0	0	0	0	0	0	0	0	0	0
44	0	0	0	0	0	0	0	0	0	0	0	0	0
45	0	0	0	0	0	0	0	0	0	0	0	0	0
46	0	0	0	0	0	0	0	0	0	0	0	0	0
47	0	0	0	0	0	0	0	0	0	0	0	0	0
48	0	0	0	0	0	0	0	0	0	0	0	0	0
49	0	0	0	0	0	0	0	0	0	0	0	0	0
50	0	0	0	0	0	0	0	0	0	0	0	0	0
51	0	0	0	0	0	0	0	0	0	0	0	0	0
52	0	0	0	0	0	0	0	0	0	0	0	0	0
53	0	0	0	0	0	0	0	0	0	0	0	0	0
54	0	0	0	0	0	0	0	0	0	0	0	0	0
55	0	0	0	0	0	0	0	0	0	0	0	0	0
56	0	0	0	0	0	0	0	0	0	0	0	0	0
57	0	0	0	0	0	0	0	0	0	0	0	0	0
58	0	0	0	0	0	0	0	0	0	0	0	0	0
59	0	0	0	0	0	0	0	0	0	0	0	0	0
60	0	0	0	0	0	0	0	0	0	0	0	0	0
61	0	0	0	0	0	0	0	0	0	0	0	0	0
62	0	0	0	0	0	0	0	0	0	0	0	0	0
63	0	0	0	0	0	0	0	0	0	0	0	0	0
64	0	0	0	0	0	0	0	0	0	0	0	0	0
65	0	0	0	0	0	0	0	0	0	0	0	0	0
66	0	0	0	0	0	0	0	0	0	0	0	0	0
67	0	0	0	0	0	0	0	0	0	0	0	0	0
68	0	0	0	0	0	0	0	0	0	0	0	0	0
69	0	0	0	0	0	0	0	0	0	0	0	0	0
70	0	0	0	0	0	0	0	0	0	0	0	0	0

 RETIRED MILITARY VALUATION DATA AS OF END FY 1983
 (CALL OFFICERS)

AGE	NON-DISABLED		STRENGTHS		RESERVE		TOTAL		NON-DISABLED		AVERAGE ANNUAL NET RETIRED PAY		TOTAL
	DISABLED		DISABLED		RET		DISABLED		DISABLED	TERM	TEMP	RESERVE	
71	9137	1291	3	989	4061	989	20638	15991	0	0	989	15913	
72	3763	3783	3	814	3783	814	20392	15817	0	0	924	15987	
73	3313	1145	3	747	3489	747	20131	15005	0	0	821	15496	
74	2817	1139	3	624	3105	624	20298	15837	0	0	844	15315	
75	2582	893	3	631	2869	631	21437	15530	0	0	844	15315	
76	2219	768	3	563	2576	563	20360	15098	0	0	8266	14076	
77	1808	643	3	401	2244	401	19713	15698	0	0	8438	13776	
78	1372	597	3	327	1783	327	23178	13951	0	0	8213	13118	
79	1075	478	3	304	1545	304	23270	16139	0	0	8253	14205	
80			3	274	1296	274	20240	15922	0	0	8186	13973	
81	931	316	0	224	981	224	20155	15810	0	0	7764	14087	
82	738	277	3	175	748	175	20673	15874	0	0	8172	13912	
83	621	241	3	181	639	181	20642	15807	0	0	8173	13923	
84	434	197	3	372	546	372	20644	15807	0	0	8385	14578	
85	333	197	3	372	445	372	21325	17253	0	0	8701	14998	
86	273	161	3	919	395	919	22551	17091	0	0	8743	15012	
87	232	119	3	553	334	553	23386	17074	0	0	8812	15455	
88	183	177	3	505	316	505	23676	21010	0	0	8585	15537	
89	142	89	3	487	256	487	24660	20814	0	0	8578	16890	
90	112	59	3	345	161	345	25874	20879	0	0	8493	17084	
91	85	77	3	277	115	277	24039	22237	0	0	8125	17211	
92	63	54	3	192	67	192	26233	20719	0	0	8274	18835	
93	39	43	3	146	47	146	24870	19499	0	0	8213	18271	
94	19	18	3	63	26	63	22755	21499	0	0	7644	18271	
95			3	33	19	33	20673	24489	0	0	6892	15915	
96	9	15	3	33	11	33	26547	26229	0	0	9626	18335	
97	7	15	3	15	4	15	19394	16214	0	0	8871	15773	
98	1	1	3	3	4	3	18428	28524	0	0	7992	13153	
99			3	3	2	3	17532	17532	0	0	4818	9056	
100			3	2	2	2	31632	0	0	5646	5646		
101			3	1	1	1	30000	20040	0	0	9432	20532	
102			3	1	0	1	30000	0	0	11922	11922		
103			3	0	0	0	0	0	0	30000	30000		
104			3	0	0	0	0	0	0	0	0		
105			3	0	0	0	0	0	0	0	0		
106			3	0	0	0	0	0	0	0	0		
107			3	0	0	0	0	0	0	0	0		
108			3	0	0	0	0	0	0	0	0		
109			3	0	0	0	0	0	0	0	0		
110			3	0	0	0	0	0	0	0	0		
111			3	0	0	0	0	0	0	0	0		
TOT	267422	51128	887	431762	112325	431762	21915	16167	17047	8573	17753		
50+	137750	39217	12	289306	112325	289306	22122	16245	25090	8573	16055		
62+	117424	35515	2	254337	102992	254337	21691	16161	31444	4698	15763		
65+	74434	25857	3	173346	72645	173346	21304	16170	0	4998	15381		

NOTE: AGE IS RETIREES' CURRENT AGE TO NEAREST BIRTHDAY AT END OF FISCAL YEAR.
 50+ IS TOTAL FOR AGES 50 AND OVER.
 62+ IS TOTAL FOR AGES 62 AND OVER.
 65+ IS TOTAL FOR AGES 65 AND OVER.
 INCLUDES ONLY RETIREES RECEIVING PAYMENT FROM DOD.
 FIGURES ADJUSTED TO DOD BUDGET.

DMUC - DOD ACTUARY'S OFFICE

*****DDO*****
 RETIRED MILITARY VALUATION DATA AS OF END FY 1983
 (ALL ENLISTED)

AGE	NON-DISABLED	PERM-DISABLED	STRENGTH-TOTAL	RESERVE	TOTAL	DISABLED	NON-DISABLED	AVERAGE ANNUAL NET PAY	ANNUAL NET PAY	RESERVE	TOTAL
			DISABLED				DISABLED	DISABLED	DISABLED	RESERVE	
15	0	0	0	0	0	0	0	0	0	0	0
16	0	0	0	0	0	0	0	0	0	0	0
17	0	0	0	0	0	0	0	0	0	0	0
18	0	0	0	0	0	0	0	0	0	0	0
19	0	0	0	0	0	0	0	0	0	0	0
20	0	0	0	0	0	0	0	0	0	0	0
21	0	0	0	0	0	0	0	0	0	0	0
22	0	0	0	0	0	0	0	0	0	0	0
23	0	0	0	0	0	0	0	0	0	0	0
24	0	0	0	0	0	0	0	0	0	0	0
25	0	0	0	0	0	0	0	0	0	0	0
26	0	0	0	0	0	0	0	0	0	0	0
27	0	0	0	0	0	0	0	0	0	0	0
28	0	0	0	0	0	0	0	0	0	0	0
29	0	0	0	0	0	0	0	0	0	0	0
30	0	0	0	0	0	0	0	0	0	0	0
31	0	0	0	0	0	0	0	0	0	0	0
32	0	0	0	0	0	0	0	0	0	0	0
33	0	0	0	0	0	0	0	0	0	0	0
34	0	0	0	0	0	0	0	0	0	0	0
35	0	0	0	0	0	0	0	0	0	0	0
36	0	0	0	0	0	0	0	0	0	0	0
37	0	0	0	0	0	0	0	0	0	0	0
38	0	0	0	0	0	0	0	0	0	0	0
39	0	0	0	0	0	0	0	0	0	0	0
40	0	0	0	0	0	0	0	0	0	0	0
41	0	0	0	0	0	0	0	0	0	0	0
42	0	0	0	0	0	0	0	0	0	0	0
43	0	0	0	0	0	0	0	0	0	0	0
44	0	0	0	0	0	0	0	0	0	0	0
45	0	0	0	0	0	0	0	0	0	0	0
46	0	0	0	0	0	0	0	0	0	0	0
47	0	0	0	0	0	0	0	0	0	0	0
48	0	0	0	0	0	0	0	0	0	0	0
49	0	0	0	0	0	0	0	0	0	0	0
50	0	0	0	0	0	0	0	0	0	0	0
51	0	0	0	0	0	0	0	0	0	0	0
52	0	0	0	0	0	0	0	0	0	0	0
53	0	0	0	0	0	0	0	0	0	0	0
54	0	0	0	0	0	0	0	0	0	0	0
55	0	0	0	0	0	0	0	0	0	0	0
56	0	0	0	0	0	0	0	0	0	0	0
57	0	0	0	0	0	0	0	0	0	0	0
58	0	0	0	0	0	0	0	0	0	0	0
59	0	0	0	0	0	0	0	0	0	0	0
60	0	0	0	0	0	0	0	0	0	0	0

*****000*****
 RETIRED MILITARY VALUATION DATA AS OF END FY 1983
 (ALL ENLISTED)

AGE	NON- DISABLED	PERM DISABLED	STRENGTH TEMP DISABLED	RESERVE	TOTAL	NON- DISABLED	AVERAGE PERM DISABLED	ANNUAL NET TEMP DISABLED	RETIRED PAY RESERVE	TOTAL
71	3776	425	3	861	5262	8271	8774	0	4961	7752
72	3219	335	3	712	4265	8212	8648	0	4789	7672
73	2769	311	3	573	3842	8174	8772	0	4736	7607
74	2181	230	3	312	2913	8059	8096	0	4713	7431
75	1952	191	3	442	2534	8006	8302	0	4203	7365
76	1653	174	3	361	2192	7852	7591	0	4106	7214
77	1374	155	3	266	1895	7897	7555	0	4120	7257
78	1172	144	3	180	1595	7923	7788	0	3957	7397
79	989	123	3	160	1177	7979	8040	0	3981	7442
80	731	122	3	128	981	8074	7894	0	3894	7505
81	624	140	3	89	853	8141	7966	0	3274	7605
82	537	111	3	76	724	7997	7803	0	3277	7472
83	509	114	3	66	689	7990	7185	0	3433	7419
84	427	94	3	51	572	8272	7456	0	3253	7682
85	331	83	3	41	467	8295	8177	0	3513	7846
86	266	57	3	28	355	7871	7855	0	3719	7487
87	198	51	3	23	269	8077	7257	0	3129	7512
88	118	31	3	13	202	8541	8152	0	5235	7858
89	143	12	3	10	165	8067	7609	0	5385	7634
90	75	13	3	9	97	8647	7769	0	2454	7955
91	44	17	3	5	56	8277	7840	0	2313	7665
92	53	9	3	2	63	7765	8590	0	3482	7485
93	26	2	3	2	31	8072	7466	0	4536	7933
94	18	3	3	1	22	8195	7146	0	4296	7865
95	14	2	3	0	16	7774	10484	0	1985	7883
96	17	2	3	0	19	8255	8018	0	0	8385
97	7	1	3	0	8	8403	9072	0	0	8295
98	5	1	3	0	6	9482	7116	0	0	8117
99	2	0	3	0	2	7375	10752	0	7320	9641
100	2	0	3	0	2	6558	0	0	0	6709
101	1	0	3	0	1	10332	0	0	0	6558
102	1	0	3	0	1	7344	0	0	0	10332
103	1	0	3	0	1	0	0	0	0	7344
104	1	0	3	0	1	0	0	0	0	0
105	1	0	3	0	1	0	0	0	0	0
106	1	0	3	0	1	0	0	0	0	0
107	1	0	3	0	1	0	0	0	0	0
108	1	0	3	0	1	0	0	0	0	0
109	1	0	3	0	1	0	0	0	0	0
110	1	0	3	0	1	0	0	0	0	0
TOT	784731	93792	7201	28874	901594	9665	6449	5575	4736	9186
61+	175863	17040	14	28874	221791	8996	9195	11990	4736	8457
62+	132857	13435	5	24333	173521	8983	9301	11240	4761	8324
63+	76657	8432	2	14663	99752	8638	9137	0	4813	8114

NOTE: AGE IS RETIREE'S CURRENT AGE TO NEAREST BIRTHDAY AT END OF FISCAL YEAR.
 51+ IS TOTAL FOR AGES 50 AND OVER.
 52+ IS TOTAL FOR AGES 52 AND OVER.
 55+ IS TOTAL FOR AGES 55 AND OVER.
 INCLUDES ONLY RETIREE'S RECEIVING PAYMENT FROM DOD.
 FIGURES ADJUSTED TO DOD BUBBLE.

DHOC - DOD ACTUARY'S OFFICE

RETIRED MILITARY VALUATION DATA AS OF END FY 1983

(TOTAL)

AGE	NON-DISABLED		STRENGTHS		RESERVE		TOTAL		NON-DISABLED		AVERAGE ANNUAL NET RETIRED PAY		TOTAL
	DISABLED	TOTAL	DISABLED	TEMP	DISABLED	TEMP	DISABLED	TEMP	DISABLED	TEMP	DISABLED	TEMP	
17	0	0	0	0	0	0	0	0	0	0	0	0	0
18	0	0	0	0	0	0	0	0	0	0	0	0	0
19	0	0	0	0	0	0	0	0	0	0	0	0	0
20	0	0	0	0	0	0	0	0	0	0	0	0	0
21	0	0	0	0	0	0	0	0	0	0	0	0	0
22	0	0	0	0	0	0	0	0	0	0	0	0	0
23	0	0	0	0	0	0	0	0	0	0	0	0	0
24	0	0	0	0	0	0	0	0	0	0	0	0	0
25	0	0	0	0	0	0	0	0	0	0	0	0	0
26	0	0	0	0	0	0	0	0	0	0	0	0	0
27	0	0	0	0	0	0	0	0	0	0	0	0	0
28	0	0	0	0	0	0	0	0	0	0	0	0	0
29	0	0	0	0	0	0	0	0	0	0	0	0	0
30	0	0	0	0	0	0	0	0	0	0	0	0	0
31	0	0	0	0	0	0	0	0	0	0	0	0	0
32	0	0	0	0	0	0	0	0	0	0	0	0	0
33	0	0	0	0	0	0	0	0	0	0	0	0	0
34	0	0	0	0	0	0	0	0	0	0	0	0	0
35	0	0	0	0	0	0	0	0	0	0	0	0	0
36	0	0	0	0	0	0	0	0	0	0	0	0	0
37	0	0	0	0	0	0	0	0	0	0	0	0	0
38	0	0	0	0	0	0	0	0	0	0	0	0	0
39	0	0	0	0	0	0	0	0	0	0	0	0	0
40	0	0	0	0	0	0	0	0	0	0	0	0	0
41	0	0	0	0	0	0	0	0	0	0	0	0	0
42	0	0	0	0	0	0	0	0	0	0	0	0	0
43	0	0	0	0	0	0	0	0	0	0	0	0	0
44	0	0	0	0	0	0	0	0	0	0	0	0	0
45	0	0	0	0	0	0	0	0	0	0	0	0	0
46	0	0	0	0	0	0	0	0	0	0	0	0	0
47	0	0	0	0	0	0	0	0	0	0	0	0	0
48	0	0	0	0	0	0	0	0	0	0	0	0	0
49	0	0	0	0	0	0	0	0	0	0	0	0	0
50	0	0	0	0	0	0	0	0	0	0	0	0	0
51	0	0	0	0	0	0	0	0	0	0	0	0	0
52	0	0	0	0	0	0	0	0	0	0	0	0	0
53	0	0	0	0	0	0	0	0	0	0	0	0	0
54	0	0	0	0	0	0	0	0	0	0	0	0	0
55	0	0	0	0	0	0	0	0	0	0	0	0	0
56	0	0	0	0	0	0	0	0	0	0	0	0	0
57	0	0	0	0	0	0	0	0	0	0	0	0	0
58	0	0	0	0	0	0	0	0	0	0	0	0	0
59	0	0	0	0	0	0	0	0	0	0	0	0	0
60	0	0	0	0	0	0	0	0	0	0	0	0	0

*****DOD*****
 RETIRED MILITARY VALUATION DATA AS OF END FY 1983

(TOTAL)

AGE	NON-DISABLED	PERM STRENGTH	RESERVE	TOTAL	NON-DISABLED	AVERAGE ANNUAL NET RETIRED PAY	TEMP RESERVE	TOTAL
	DISABLED	DISABLED	RET		DISABLED	PERM	RET	
		DISABLED			DISABLED	TEMP		
		DISABLED			DISABLED	DISABLED		
71	7913	1716	4922	1451	14204	0	9041	12767
72	6982	1538	4895	13315	14271	0	8814	12557
73	6081	1425	4062	11509	14510	0	8640	12312
74	4981	1229	3617	8875	14452	0	8291	12439
75	4484	1091	3311	8875	14358	0	7878	12327
76	3822	946	2937	7759	13937	0	7754	12136
77	3207	813	2520	6520	14250	0	7969	12048
78	2667	713	2154	5321	14412	0	7823	12356
79	2255	611	1905	4560	14474	0	7821	12261
80	1801	533	1424	3759	14074	0	7803	12284
81	1535	456	1070	3381	13402	0	7391	12392
82	1255	389	824	2487	13351	0	7121	12355
83	1129	355	705	2183	13246	0	7689	12393
84	865	291	597	1533	13109	0	7697	11969
85	661	245	486	1432	14450	0	7975	12414
86	493	218	413	1124	14668	0	8363	12963
87	378	192	335	863	14931	0	8411	12891
88	321	168	299	749	17408	0	8434	13355
89	278	143	239	661	17408	0	8334	13355
90	218	117	171	497	16552	0	8220	14739
91	160	91	124	374	16651	0	8044	14641
92	117	61	87	255	19062	0	7858	15076
93	92	49	69	209	18028	0	8118	12755
94	59	34	45	122	17410	0	8326	14209
95	34	21	27	82	14924	0	7435	13695
96	22	17	19	57	22469	0	6892	13873
97	14	11	14	36	22874	0	9626	15054
98	8	7	11	22	15243	0	8871	13015
99	5	5	7	14	15298	0	7992	11145
100	3	3	4	11	13773	0	5652	14912
101	2	2	2	4	6558	0	5646	6102
102	2	1	1	3	20982	0	9432	17132
103	1	1	1	2	20040	0	3804	11922
104	1	1	0	2	18672	0	0	18672
105	1	1	0	2	0	0	0	0
106	1	1	0	2	0	0	0	0
107	1	1	0	2	0	0	0	0
108	1	1	0	2	0	0	0	0
109	1	1	0	2	0	0	0	0
110	1	1	0	2	0	0	0	0
TOT	1352153	131920	141199	1333363	12779	10216	7788	11963
60+	313615	56257	141199	511097	14762	14110	7789	12764
62+	253685	48943	125325	424958	14923	14279	7934	12776
65+	155491	34233	87308	277094	14937	14441	8295	12765

NOTE: AGE IS RETIREE'S CURRENT AGE TO NEAREST BIRTHDAY AT END OF FISCAL YEAR.
 60+ IS TOTAL FOR AGES 60 AND OVER.
 62+ IS TOTAL FOR AGES 62 AND OVER.
 65+ IS TOTAL FOR AGES 65 AND OVER.
 INCLUDES ONLY RETIREES RECEIVING PAYMENT FROM DOD.
 FIGURES ADJUSTED TO DOD BUDGET.

DMDC - DOD ACTUARY'S OFFICE

RECEIVING RETIRED PAY AS OF SEPT 30, 1983 BY RANK AND CURRENT AGE

CUR AGE	NUMBER OF MILITARY PERSONNEL										ALL RETIREES INCLUDING RESERVE RET.										RECEIVING RETIRED PAY AS OF SEPT 30, 1983 BY RANK AND CURRENT AGE									
	UNK	0-10	0-9	0-8	0-7	0-6	0-5	0-4	0-3	0-2	0-1	M-4	M-3	M-2	M-1	E-9	E-8	E-7	E-6	E-5	E-4	E-3	E-2	E-1						
71	19544	7	15	89	59	2021	3409	1714	635	365	90	447	246	264	133	244	469	2761	1016	507	5	8	0	1						
72	13039	0	7	21	47	2091	3109	1623	914	265	90	373	246	280	133	132	365	2343	886	420	47	2	0	1						
73	11583	0	5	14	87	1666	2814	1453	824	209	95	371	176	251	116	124	246	2179	669	368	39	4	0	1						
74	8870	0	5	14	66	1453	2550	1235	550	209	82	203	131	221	104	61	182	1769	575	271	38	4	0	1						
75	7750	0	5	14	67	1422	2194	1096	524	241	66	203	131	221	104	61	159	1559	471	246	31	4	0	1						
76	6324	0	5	15	57	1255	1957	974	499	173	50	148	97	203	84	43	112	1368	409	223	27	5	1	1						
77	5224	0	4	12	37	1358	1630	819	424	156	47	114	59	204	72	22	112	1124	299	194	28	2	1							
78	4550	0	4	12	42	936	1288	668	345	128	27	98	49	199	67	23	41	824	194	194	36	3	1	1						
79	3753	0	2	10	42	625	1116	527	321	118	24	77	20	189	43	15	80	185	194	194	25	3	1	1						
80	3080	0	3	11	32	724	853	432	320	170	14	55	20	167	34	13	676	142	92	25	8	0	1							
81	2486	0	3	11	30	630	611	301	280	59	14	50	18	150	33	14	606	124	75	22	6	5	1							
82	2188	0	3	8	34	517	453	218	230	57	18	34	7	135	23	19	498	109	67	24	11	4	1							
83	1752	0	3	8	23	453	387	189	170	57	12	29	7	98	23	11	445	105	71	39	11	3	1							
84	1431	0	3	2	10	358	298	159	130	41	6	16	11	86	11	2	371	91	64	25	18	10	1							
85	1237	0	3	6	16	277	221	112	87	20	4	5	5	39	9	3	184	51	49	12	5	1	0							
86	904	0	2	4	18	235	157	109	53	11	6	6	4	34	3	0	172	27	37	10	2	0	0							
87	806	0	2	4	22	237	121	78	69	18	3	5	2	23	3	0	145	26	37	11	1	0	0							
88	646	0	2	4	17	162	104	85	55	6	4	1	0	13	2	0	104	26	18	17	0	0	0							
89	450	0	2	4	17	103	57	48	25	5	5	0	1	10	2	0	68	12	5	10	0	0	0							
90	374	0	1	9	10	177	42	30	12	6	4	2	0	7	1	0	47	11	2	1	0	0	0							
91	255	0	1	7	7	99	22	16	11	1	0	0	0	5	0	0	41	4	7	1	0	0	0							
92	229	0	1	0	2	36	25	13	6	0	0	0	0	3	0	0	15	2	0	0	0	0	0							
93	122	0	0	0	0	27	10	10	4	0	0	0	0	0	0	0	22	2	0	0	0	0	0							
94	82	0	0	0	1	15	11	5	4	1	0	1	0	0	0	0	12	1	0	0	0	0	0							
95	59	0	0	0	0	3	2	4	0	0	0	0	0	0	0	0	8	0	0	0	0	0	0							
100+	21	0	0	0	0	2	0	1	1	0	0	0	0	0	0	0	7	0	0	0	0	0	0							
UNK	533	1	1	1	0	40	77	58	17	9	7	10	7	13	3	26	34	147	124	32	11	5	5							
TOT	133382	2	168	561	2476	74628	150009	98766	35769	14660	4436	15976	14736	14201	3492	58361	122553	353309	250762	84512	20255	9485	4346	1166						
AVG	56.2	49.5	70.5	68.2	68.2	67.7	64.8	62.4	60.3	63.0	64.0	62.0	57.3	59.9	67.5	55.5	53.3	54.5	52.9	53.8	44.0	40.1	38.2	33.4						

ENLISTED: AVERAGE/53-37 MODE/53

CURRENT FISCAL YEAR (1983) FIGURES ARE PRELIMINARY AND SUBJECT TO MINOR ADJUSTMENTS.

FIGURES INCLUDE ONLY RETIREES IN PAY STATUS (CURRENTLY RECEIVING PAYMENT FROM DOD) AND HAVE NOT BEEN ADJUSTED TO BUDGET FIGURES. DMJC - DOD ACTUARY'S OFFICE

RECEIVING RETIRED PAY AS OF SEPT 30, 1983 BY RANK AND CURRENT AGE

CUR AGE	NUMBER OF MILITARY PERSONNEL										ALL RETIREES EXCLUDING RESERVE RET.										DOO TOTAL									
	TOTAL	UNK	0-10	0-9	0-8	0-7	0-6	0-5	0-4	0-3	0-2	0-1	M-4	M-3	M-2	M-1	E-9	E-8	E-7	E-6	E-5	E-4	E-3	E-2	E-1					
17	3																													
18	60																													
19	172																													
20																														
21	381																													
22	527																													
23	956																													
24	1136																													
25	2242																													
26	4149																													
27	7111																													
28	11449																													
29	16171																													
30	22399																													
31	30485																													
32	39520																													
33	49644																													
34	60373																													
35	71832																													
36	83731																													
37	96184																													
38	109292																													
39	123252																													
40	138080																													
41	153795																													
42	170500																													
43	188205																													
44	206910																													
45	226615																													
46	247320																													
47	269025																													
48	291730																													
49	315435																													
50	340140																													
51	365845																													
52	392550																													
53	420255																													
54	448960																													
55	478665																													
56	509370																													
57	541075																													
58	573780																													
59	607485																													
60	642190																													

RECEIVING RETIRED PAY AS OF SEPT 30, 1983 BY RANK AND CURRENT AGE

CUR AGE	NUMBER OF MILITARY PERSONNEL										ALL RETIREES EXCLUDING RESERVE RET.										RECEIVING RETIRED PAY AS OF SEPT 30, 1983 BY RANK AND CURRENT AGE									
	UNK	0-10	0-9	0-8	0-7	0-6	0-5	0-4	0-3	0-2	0-1	M-4	M-3	M-2	M-1	E-9	E-8	E-7	E-6	E-5	E-4	E-3	E-2	E-1						
71	929	7	15	69	37	1149	889	89	359	89	323	202	238	127	173	232	2308	906	458	40	5	0	0	1						
72	820	3	14	65	28	1028	808	67	284	67	259	159	230	127	173	232	1967	789	379	42	5	0	0	1						
73	727	3	14	60	29	925	767	90	297	90	192	146	247	111	170	216	1821	607	339	33	5	0	0	1						
74	621	3	14	54	29	814	670	57	226	57	164	104	210	80	55	116	1464	493	245	28	4	0	0	1						
75	556	3	14	55	44	775	550	63	230	63	137	105	204	80	43	186	1294	402	233	28	4	0	0	1						
76	488	0	15	50	30	689	474	47	161	47	92	77	193	61	19	64	1150	362	203	24	5	1	1	1						
77	387	0	15	44	22	553	410	43	145	43	77	49	197	63	15	34	1952	261	179	24	5	1	1	1						
78	281	0	12	38	19	424	323	25	121	25	59	40	193	65	9	24	810	239	103	26	4	1	1	1						
79	231	0	12	35	19	381	273	20	112	20	48	19	186	41	5	17	695	164	92	33	8	2	0	0						
80	231	0	10	32	19	316	211	18	122	18	48	17	165	31	4	13	584	128	87	25	8	2	0	0						
81	211	0	11	28	25	374	161	13	54	13	25	13	145	31	1	6	542	115	70	22	5	3	1	1						
82	163	0	16	22	22	270	117	11	41	11	17	10	133	22	1	1	447	98	67	24	5	3	1	1						
83	156	0	16	19	15	241	105	10	43	10	20	5	135	22	1	1	395	96	67	24	5	3	1	1						
84	156	0	16	19	17	164	78	10	35	10	10	7	85	22	1	2	338	81	67	24	5	3	1	1						
85	194	0	16	17	17	164	64	10	25	10	10	7	85	22	1	2	279	59	67	24	5	3	1	1						
86	711	0	16	14	16	190	53	4	14	4	3	1	38	8	1	3	161	48	47	12	5	0	0	0						
87	533	0	15	18	15	45	44	5	17	5	3	1	32	8	1	0	156	25	29	17	5	0	0	0						
88	469	0	17	15	15	34	24	3	11	3	3	1	23	3	0	0	130	20	18	18	5	0	0	0						
89	290	0	17	12	15	29	20	3	12	3	1	0	11	2	0	0	95	22	16	11	5	0	0	0						
90	279	0	15	11	21	57	23	2	2	2	1	0	11	2	0	1	62	16	16	11	5	0	0	0						
91	250	0	11	9	10	65	23	2	4	2	0	1	10	1	0	0	63	10	4	9	2	0	0	0						
92	168	0	10	6	10	49	14	1	16	1	1	1	8	1	0	0	32	11	7	4	2	0	0	0						
93	177	0	10	6	10	49	14	1	16	1	1	1	8	1	0	0	32	11	7	4	2	0	0	0						
94	177	0	10	6	10	49	14	1	16	1	1	1	8	1	0	0	32	11	7	4	2	0	0	0						
95	55	0	10	6	10	18	2	1	1	1	0	0	3	0	0	0	18	2	10	1	1	0	0	0						
96	40	0	10	6	10	5	2	0	1	0	1	0	3	0	0	0	12	1	2	0	0	1	0	0						
97	38	0	10	6	10	11	3	0	1	0	1	0	3	0	0	0	15	1	2	0	0	1	0	0						
98	21	0	10	6	10	2	4	0	2	0	2	0	0	0	0	0	6	0	1	0	0	1	0	0						
99	10	0	10	6	10	0	0	0	0	0	0	0	0	0	0	0	8	0	1	0	0	1	0	0						
100+	14	0	10	6	10	1	1	0	0	0	0	0	0	0	0	0	6	1	1	0	0	1	0	0						
UNK	426	0	1	0	1	16	19	6	6	6	4	1	7	2	21	30	120	113	29	11	5	5	6							
TOT	113259	2	169	560	1986	1533	53871	98414	72074	30216	14252	4353	12219	13325	13460	3293	55162	116380	336350	246858	83314	20124	9477	4341	1166					
AVG	54.8	49.5	70.6	68.1	68.1	67.2	63.0	59.4	57.9	59.0	62.8	63.9	60.6	56.3	59.5	67.4	55.0	52.6	53.9	52.7	53.7	43.9	40.0	38.2	33.4					

ENLISTED: AVERAGE/52.96 MODE/53

OFFICERS: AVERAGE/59.95 MODE/63

CURRENT FISCAL YEAR (1983) FIGURES ARE PRELIMINARY AND SUBJECT TO MINOR ADJUSTMENTS.

FIGURES INCLUDE ONLY RETIREES IN PAY STATUS (CURRENTLY RECEIVING PAYMENT FROM DOD) AND HAVE NOT BEEN ADJUSTED TO BUDGET FIGURES. DMDC - DOD ACTUARYS OFFICE

NUMBER OF MILITARY PERSONNEL RECEIVING RETIRED PAY AS OF SEPT 30, 1983 BY RANK AND RETIRED AGE

RET AGE	TOTAL	ALL RETIREES EXCLUDING RESERVE RET.										RECEIVING RETIRED PAY AS OF SEPT 30, 1983 BY RANK AND RETIRED AGE													
		UNK	0-10	0-9	0-8	0-7	0-6	0-5	0-4	0-3	0-2	0-1	M-4	M-3	M-2	M-1	E-9	E-8	E-7	E-6	E-5	E-4	E-3	E-2	E-1
17	5																								
18	79																								
19	348																								
20	792																								
21	1327																								
22	1340																								
23	1370																								
24	1292																								
25	826																								
26	793																								
27	716																								
28	665																								
29	645																								
30	547																								
31	545																								
32	315																								
33	262																								
34	222																								
35	137																								
36	137																								
37	200																								
38	199																								
39	156																								
40	137																								
41	118																								
42	92																								
43	82																								
44	82																								
45	82																								
46	82																								
47	82																								
48	82																								
49	82																								
50	82																								
51	515																								
52	387																								
53	298																								
54	207																								
55	1307																								
56	85																								
57	50																								
58	50																								
59	50																								
60	23																								
UNK	861																								
TOT	334680																								
AVG	41.2																								

ENLISTED: AVERAGE/43.02 MODE/38
 OFFICERS: AVERAGE/45.28 MODE/43
 CURRENT FISCAL YEAR (1983) FIGURES ARE PRELIMINARY AND SUBJECT TO MINOR ADJUSTMENTS.
 FIGURES INCLUDE ONLY RETIREES IN PAY STATUS (CURRENTLY RECEIVING PAYMENT FROM DOD) AND HAVE NOT BEEN ADJUSTED TO BUDGET FIGURES. DMDC - DOD ACTUARY'S OFFICE

RECEIVING RETIRED PAY AS OF SEPT 30, 1983 BY RANK AND RETIRED AGE

RET AGE	ALL RETIREES INCLUDING RESERVE RET.												E-5	E-4	E-3	E-2	E-1					
	UNK	0-1	0-2	0-3	0-4	M-4	M-3	M-2	M-1	E-7	E-6											
17	3	0	0	0	0	0	0	0	0	0	0	0	0	0	0	0	0	0	0			
18	15	0	0	0	0	0	0	0	0	0	0	0	0	0	0	0	0	0	0			
19	79	0	0	0	0	0	0	0	0	0	0	0	0	0	0	0	0	0	0			
20	388	0	0	0	0	0	0	0	0	0	0	0	0	0	0	0	0	0	0			
21	192	0	0	0	0	0	0	0	0	0	0	0	0	0	0	0	0	0	0			
22	1227	0	0	1	0	0	0	0	0	0	0	0	0	0	0	0	0	0	0			
23	1144	0	0	1	0	0	0	0	0	0	0	0	0	0	0	0	0	0	0			
24	1184	0	0	1	0	0	0	0	0	0	0	0	0	0	0	0	0	0	0			
25	1130	0	0	1	0	1	3	4	4	0	0	0	0	0	0	0	0	0	0			
26	1010	0	0	0	0	11	10	11	11	0	0	0	0	0	0	0	0	0	0			
27	892	0	0	0	0	22	18	18	18	0	0	0	0	0	0	0	0	0	0			
28	626	0	0	0	0	11	11	11	11	0	0	0	0	0	0	0	0	0	0			
29	740	0	0	0	0	33	33	33	33	0	0	0	0	0	0	0	0	0	0			
30	716	0	0	0	0	11	11	11	11	0	0	0	0	0	0	0	0	0	0			
31	665	0	0	0	0	45	45	45	45	0	0	0	0	0	0	0	0	0	0			
32	557	0	0	0	0	48	48	48	48	0	0	0	0	0	0	0	0	0	0			
33	547	0	0	0	0	48	48	48	48	0	0	0	0	0	0	0	0	0	0			
34	547	0	0	0	0	21	21	21	21	0	0	0	0	0	0	0	0	0	0			
35	547	0	0	0	0	27	27	27	27	0	0	0	0	0	0	0	0	0	0			
36	915	0	0	0	0	23	23	23	23	0	0	0	0	0	0	0	0	0	0			
37	2728	0	0	0	0	166	166	166	166	0	0	0	0	0	0	0	0	0	0			
38	2326	0	0	0	0	153	153	153	153	0	0	0	0	0	0	0	0	0	0			
39	3782	0	0	0	0	611	611	611	611	0	0	0	0	0	0	0	0	0	0			
40	3272	0	0	0	0	703	703	703	703	0	0	0	0	0	0	0	0	0	0			
41	2938	0	0	0	0	525	525	525	525	0	0	0	0	0	0	0	0	0	0			
42	2886	0	0	0	0	428	428	428	428	0	0	0	0	0	0	0	0	0	0			
43	2886	0	0	0	0	438	438	438	438	0	0	0	0	0	0	0	0	0	0			
44	2886	0	0	0	0	331	331	331	331	0	0	0	0	0	0	0	0	0	0			
45	1111	0	0	0	0	155	155	155	155	0	0	0	0	0	0	0	0	0	0			
46	350	0	0	0	0	126	126	126	126	0	0	0	0	0	0	0	0	0	0			
47	350	0	0	0	0	126	126	126	126	0	0	0	0	0	0	0	0	0	0			
48	350	0	0	0	0	118	118	118	118	0	0	0	0	0	0	0	0	0	0			
49	350	0	0	0	0	109	109	109	109	0	0	0	0	0	0	0	0	0	0			
50	350	0	0	0	0	116	116	116	116	0	0	0	0	0	0	0	0	0	0			
51	111	0	0	0	0	136	136	136	136	0	0	0	0	0	0	0	0	0	0			
52	217	0	0	0	0	84	84	84	84	0	0	0	0	0	0	0	0	0	0			
53	217	0	0	0	0	166	166	166	166	0	0	0	0	0	0	0	0	0	0			
54	111	0	0	0	0	112	112	112	112	0	0	0	0	0	0	0	0	0	0			
55	111	0	0	0	0	112	112	112	112	0	0	0	0	0	0	0	0	0	0			
56	895	0	0	0	0	53	53	53	53	0	0	0	0	0	0	0	0	0	0			
57	895	0	0	0	0	10	10	10	10	0	0	0	0	0	0	0	0	0	0			
58	895	0	0	0	0	17	17	17	17	0	0	0	0	0	0	0	0	0	0			
59	895	0	0	0	0	22	22	22	22	0	0	0	0	0	0	0	0	0	0			
60	895	0	0	0	0	17	17	17	17	0	0	0	0	0	0	0	0	0	0			
61	3285	0	0	0	0	837	837	837	837	0	0	0	0	0	0	0	0	0	0			
62	125	0	0	0	0	17	17	17	17	0	0	0	0	0	0	0	0	0	0			
63	125	0	0	0	0	17	17	17	17	0	0	0	0	0	0	0	0	0	0			
64	125	0	0	0	0	17	17	17	17	0	0	0	0	0	0	0	0	0	0			
65	125	0	0	0	0	17	17	17	17	0	0	0	0	0	0	0	0	0	0			
66	125	0	0	0	0	17	17	17	17	0	0	0	0	0	0	0	0	0	0			
67	125	0	0	0	0	17	17	17	17	0	0	0	0	0	0	0	0	0	0			
68	125	0	0	0	0	17	17	17	17	0	0	0	0	0	0	0	0	0	0			
69	125	0	0	0	0	17	17	17	17	0	0	0	0	0	0	0	0	0	0			
70	125	0	0	0	0	17	17	17	17	0	0	0	0	0	0	0	0	0	0			
70*	38	0	0	0	0	3	3	3	3	0	0	0	0	0	0	0	0	0	0			
UNK	1035	0	0	0	0	22	22	22	22	0	0	0	0	0	0	0	0	0	0			
TOT	33930	3	3	3	3	9215	2067	566	3890	2699	4207	1303	18124	25958	10320	5906	16932	6110	3277	1222	257	
AVG	433.1	0.2	60.1	59.0	56.8	54.0	53.3	51.3	49.2	47.7	46.4	45.1	43.8	42.4	41.7	41.0	40.3	39.0	38.0	36.1	21.8	21.1

NAVY													RECEIVING RETIRED PAY AS OF SEPT 30, 1983 BY RANK AND RETIRED AGE												
NUMBER OF MILITARY PERSONNEL													INCLUDING RESERVE RET.												
													ALL RETIREES INCLUDING RESERVE RET.												

OFFICERS: AVERAGE/49.24 MODE/76																									
CURRENT FISCAL YEAR (1983) FIGURES ARE PRELIMINARY AND SUBJECT TO MINOR ADJUSTMENTS.																									
FIGURES INCLUDE ONLY RETIREES IV PAY STATUS (CURRENTLY RECEIVING PAYMENT FROM DOD) AND HAVE NOT BEEN ADJUSTED TO HUIJSET FIGURES. OHMC - DOD ACTUARY'S OFFICE																									
ENLISTED: AVERAGE/43.81 MODE/39																									

RECEIVING RETIRED PAY AS OF SEPT 30, 1983 BY RANK AND RETIRED AGE

RET AGE	NUMBER OF MILITARY PERSONNEL													DISABILITY ONLY												
	UNK	0-10	0-9	0-8	0-7	0-6	0-5	0-4	0-3	0-2	0-1	M-4	M-3	M-2	M-1	E-9	E-8	E-7	E-6	E-5	E-4	E-3	E-2	E-1		
17	2	0	0	0	0	0	0	0	0	0	0	0	0	0	0	0	0	0	0	0	0	0	0	0		
18	104	0	0	0	0	0	0	0	0	1	0	0	0	0	0	0	0	0	0	0	0	0	1	0		
19	146	0	0	0	0	0	0	0	0	0	0	0	0	0	0	0	0	0	0	0	62	167	251	18		
20	1365	0	0	0	0	0	0	0	0	0	0	0	0	0	0	0	0	0	0	58	416	362	159	48		
21	225	0	0	0	0	0	0	15	33	33	0	0	0	0	0	0	0	16	257	993	608	318	44			
22	2018	0	0	0	0	0	0	208	77	154	0	0	0	0	0	0	0	33	533	177	534	249	18			
23	2074	0	0	0	0	0	0	150	439	169	0	0	0	0	0	0	0	108	626	984	388	192	14			
24	2443	0	0	0	0	2	12	408	651	260	0	0	0	0	0	0	0	112	474	74	277	134	11			
25	297	0	0	0	0	0	0	0	719	268	0	0	0	0	0	0	0	122	364	95	375	70	13			
26	2397	0	0	0	0	0	34	457	637	225	0	0	0	0	0	0	0	177	508	307	574	24	20			
27	2218	0	0	0	0	13	76	557	957	139	0	0	0	0	0	0	0	177	307	199	525	44	18			
28	2155	0	0	0	0	17	112	487	463	133	0	0	0	0	0	0	0	177	269	134	445	22	14			
29	1833	0	0	0	0	0	105	432	391	123	0	0	0	0	0	0	0	233	242	105	331	154	44			
30	1692	0	0	0	0	34	127	435	351	114	0	0	0	0	0	0	0	227	191	85	203	15	20			
31	1497	0	0	0	0	27	130	360	272	60	0	0	0	0	0	0	0	227	186	62	159	15	20			
32	1276	0	0	0	0	43	145	254	184	71	0	0	0	0	0	0	0	198	155	62	126	5	10			
33	1185	0	0	0	0	34	138	272	182	44	0	0	0	0	0	0	0	199	121	38	129	7	0			
34	131	0	0	0	0	0	151	279	108	33	0	0	0	0	0	0	0	177	97	27	12	6	0			
35	1321	0	0	0	0	0	156	281	167	33	0	0	0	0	0	0	0	177	95	27	12	6	0			
36	1337	0	0	0	0	0	183	207	119	33	0	0	0	0	0	0	0	177	95	27	12	6	0			
37	1568	0	0	0	0	0	158	164	119	33	0	0	0	0	0	0	0	177	95	27	12	6	0			
38	1704	0	0	0	0	0	171	124	55	15	0	0	0	0	0	0	0	177	88	15	15	3	0			
39	1603	0	0	0	0	134	149	114	37	8	0	0	0	0	0	0	0	332	80	15	12	3	0			
40	1585	0	0	0	0	165	154	83	31	10	0	0	0	0	0	0	0	332	80	15	12	3	0			
41	1371	0	0	0	0	197	141	59	21	10	0	0	0	0	0	0	0	332	80	15	12	3	0			
42	1271	0	0	0	0	209	109	85	15	13	0	0	0	0	0	0	0	181	51	12	3	0	0			
43	1193	0	0	0	0	58	105	55	19	2	0	0	0	0	0	0	0	177	97	27	12	3	0			
44	963	0	0	0	0	127	123	23	19	2	0	0	0	0	0	0	0	177	95	27	12	3	0			
45	891	0	0	0	0	126	137	33	16	15	0	0	0	0	0	0	0	177	88	15	15	3	0			
46	857	0	0	0	0	223	117	22	10	6	0	0	0	0	0	0	0	332	80	15	12	3	0			
47	843	0	0	0	0	172	122	21	21	10	0	0	0	0	0	0	0	332	80	15	12	3	0			
48	916	0	0	0	0	202	78	19	15	13	0	0	0	0	0	0	0	332	80	15	12	3	0			
49	791	0	0	0	0	407	63	17	4	5	0	0	0	0	0	0	0	181	51	12	3	0	0			
50	427	0	0	0	0	154	27	12	3	0	0	0	0	0	0	0	0	27	12	3	0	0	0	0		
51	235	0	0	0	0	171	14	9	3	0	0	0	0	0	0	0	0	27	12	3	0	0	0	0		
52	1825	0	0	0	0	54	10	10	7	1	0	0	0	0	0	0	0	27	12	3	0	0	0	0		
53	112	0	0	0	0	122	76	17	0	1	0	0	0	0	0	0	0	27	12	3	0	0	0	0		
54	50	0	0	0	0	5	3	3	0	0	0	0	0	0	0	0	0	27	12	3	0	0	0	0		
55	26	0	0	0	0	1	1	3	0	0	0	0	0	0	0	0	0	27	12	3	0	0	0	0		
56	10	0	0	0	0	2	0	0	0	0	0	0	0	0	0	0	0	27	12	3	0	0	0	0		
57	2	0	0	0	0	0	0	0	0	0	0	0	0	0	0	0	0	27	12	3	0	0	0	0		
58	2	0	0	0	0	0	0	0	0	0	0	0	0	0	0	0	0	27	12	3	0	0	0	0		
59	2	0	0	0	0	0	0	0	0	0	0	0	0	0	0	0	0	27	12	3	0	0	0	0		
60	2	0	0	0	0	0	0	0	0	0	0	0	0	0	0	0	0	27	12	3	0	0	0	0		
UNK	12	0	0	0	0	0	0	0	0	6	0	0	0	0	0	0	0	0	3	0	0	0	0	5		
TOT	59383	16	32	130	129	2599	3038	3101	6440	5964	2265	444	473	612	289	1031	2313	5764	5694	6006	6732	3173	1903	265		
AVG	34.3	0.3	60.1	58.8	57.2	54.0	51.6	45.3	38.8	29.1	28.1	49.5	42.4	35.2	32.9	47.8	45.1	43.0	37.6	29.1	24.3	23.0	22.2	21.9		

OFFICERS: AVERAGE/36.41 MODE/26

ENLISTED: AVERAGE/32.68 MODE/22

CURRENT FISCAL YEAR (1983) FIGURES ARE PRELIMINARY AND SUBJECT TO MINOR ADJUSTMENTS. FIGURES INCLUDE ONLY RETIREES IN PAY STATUS (CURRENTLY RECEIVING PAYMENT FROM DOD) AND HAVE NOT BEEN ADJUSTED TO BUDGET FIGURES. DMJC - DOD ACTUARY'S OFFICE

RECEIVING RETIRED PAY AS OF SEPT 30, 1983 BY RANK AND CURRENT AGE

NUMBER OF MILITARY PERSONNEL

CUR AGE	TOTAL	DOD TOTAL										DISABILITY ONLY										E-5	E-4	E-3	E-2	E-1	
		UNK	0-10	0-9	0-8	0-7	0-6	0-5	0-4	0-3	0-2	0-1	M-4	M-3	M-2	M-1	E-9	E-8	E-7	E-6							
71	1718	0	4	7	30	11	106	199	173	201	74	35	26	29	25	34	201	85	66	12	3	0	0	0	0	0	
72	1540	0	5	9	23	10	166	174	188	201	76	29	21	23	23	20	160	75	42	12	3	0	0	0	0	0	
73	1448	0	3	6	20	6	166	170	202	205	68	24	8	16	16	20	147	63	37	14	0	0	0	0	0	0	
74	1230	0	1	11	22	11	147	159	186	205	45	15	13	12	7	10	124	47	24	2	0	0	0	0	0	0	
75	1081	0	1	7	22	11	116	141	158	205	47	12	14	12	7	16	107	59	29	2	0	0	0	0	0	0	
76	977	0	2	5	11	4	102	133	152	191	29	11	8	20	20	15	102	45	17	4	1	1	1	1	1	1	
77	976	0	2	7	14	7	106	147	179	194	36	4	4	20	20	18	93	40	12	1	1	1	1	1	1	1	
78	707	0	2	7	16	7	104	147	179	194	19	10	2	14	14	11	82	39	13	4	1	1	1	1	1	1	
79	607	0	3	4	14	7	82	96	106	147	19	1	2	14	14	6	71	20	11	2	1	1	1	1	1	1	
80	530	0	3	4	14	7	50	66	86	106	19	1	2	14	14	2	82	19	11	2	1	1	1	1	1	1	
81	456	0	1	3	5	4	64	61	54	67	15	5	5	19	19	102	16	16	15	2	2	2	2	2	2	2	
82	388	0	1	3	5	4	52	53	54	67	11	2	5	19	19	102	16	16	15	2	2	2	2	2	2	2	
83	355	0	1	3	5	4	59	43	36	51	18	0	0	16	16	80	15	17	14	1	1	1	1	1	1	1	
84	291	0	1	2	4	2	46	42	32	34	7	4	1	13	13	58	14	14	8	1	1	1	1	1	1	1	
85	285	0	1	2	4	2	46	42	32	34	7	4	1	13	13	58	14	14	8	1	1	1	1	1	1	1	
86	218	0	0	1	3	3	38	42	30	28	3	0	0	7	7	33	7	7	10	2	2	2	2	2	2	2	
87	165	0	0	0	2	2	41	37	22	18	1	1	0	4	4	29	2	2	2	2	2	2	2	2	2	2	
88	120	0	0	0	2	2	41	37	22	18	1	1	0	4	4	29	2	2	2	2	2	2	2	2	2	2	2
89	120	0	0	0	2	2	41	37	22	18	1	1	0	4	4	29	2	2	2	2	2	2	2	2	2	2	2
90	181	0	0	1	2	2	25	12	12	9	0	0	0	2	2	15	3	3	4	1	1	1	1	1	1	1	
91	91	0	0	1	2	2	28	13	12	8	2	0	0	1	1	9	9	10	1	1	1	1	1	1	1	1	
92	61	0	0	1	2	2	22	13	12	8	2	0	0	1	1	9	9	10	1	1	1	1	1	1	1	1	
93	48	0	0	1	2	2	13	9	6	2	2	0	0	0	0	6	6	6	1	1	1	1	1	1	1	1	
94	18	0	0	0	1	1	9	5	2	1	1	0	0	0	0	2	2	2	1	1	1	1	1	1	1	1	
95	121	0	0	0	0	1	9	3	2	1	1	0	0	0	0	2	2	2	1	1	1	1	1	1	1	1	
96	17	0	0	0	1	1	5	4	2	2	0	0	0	0	0	0	1	0	0	0	0	0	0	0	0	0	
97	13	0	0	0	1	1	5	4	2	2	0	0	0	0	0	0	1	0	0	0	0	0	0	0	0	0	
98	7	0	0	0	0	0	2	3	3	0	0	0	0	0	0	0	1	0	0	0	0	0	0	0	0	0	
99	3	0	0	0	0	0	1	3	0	0	0	0	0	0	0	0	1	0	0	0	0	0	0	0	0	0	
100	45	0	0	0	1	1	2	0	1	1	0	0	0	0	0	2	2	2	6	5	6	3	5	5	5	5	
TOT	140307	2	42	117	408	295	6277	8678	7839	11375	3663	1082	781	1096	767	3235	5901	15769	16587	16872	14731	8757	4256	1097			
AVG	53.5	49.5	74.3	73.1	72.4	71.6	67.7	64.6	63.1	60.3	61.9	63.5	59.4	58.5	66.1	58.5	56.3	57.3	51.8	45.8	38.4	37.7	31.9				

OFFICERS: AVERAGE/63.15 MODE/65

CURRENT FISCAL YEAR (1983) FIGURES ARE PRELIMINARY AND SUBJECT TO MINOR ADJUSTMENTS.

FIGURES INCLUDE ONLY RETIREES IN PAY STATUS (CURRENTLY RECEIVING PAYMENT FROM DOD) AND HAVE NOT BEEN ADJUSTED TO BUDGET FIGURES. DMDC - DOD ACTUARY'S OFFICE

RECEIVING RETIRED PAY AS OF SEPT 30, 1983 BY RANK AND CURRENT AGE

NUMBER OF MILITARY PERSONNEL

CUR AGE	TOTAL	DISABILITY ONLY										M-1	E-9	E-8	E-7	E-6	E-5	E-4	E-3	E-2	E-1				
		UNK	0-10	0-9	0-8	0-7	0-6	0-5	0-4	0-3	0-2											0-1	M-3	M-2	M-1
17	5	0	0	0	0	0	0	0	0	0	0	0	0	0	0	0	0	0	0	0	0	0	0	0	
18	17	0	0	0	0	0	0	0	0	0	0	0	0	0	0	0	0	0	0	0	0	0	0	0	0
19	172	0	0	0	0	0	0	0	0	0	0	0	0	0	0	0	0	0	0	0	0	0	0	0	0
20	324	0	0	0	0	0	0	0	0	0	0	0	0	0	0	0	0	0	0	0	0	0	0	0	0
21	172	0	0	0	0	0	0	0	0	0	0	0	0	0	0	0	0	0	0	0	0	0	0	0	0
22	936	0	0	0	0	0	0	0	0	0	0	0	0	0	0	0	0	0	0	0	0	0	0	0	0
23	994	0	0	0	0	0	0	0	0	0	0	0	0	0	0	0	0	0	0	0	0	0	0	0	0
24	1116	0	0	0	0	0	0	0	0	0	0	0	0	0	0	0	0	0	0	0	0	0	0	0	0
25	1111	0	0	0	0	0	0	0	0	0	0	0	0	0	0	0	0	0	0	0	0	0	0	0	0
26	1145	0	0	0	0	0	0	0	0	0	0	0	0	0	0	0	0	0	0	0	0	0	0	0	0
27	1144	0	0	0	0	0	0	0	0	0	0	0	0	0	0	0	0	0	0	0	0	0	0	0	0
28	1145	0	0	0	0	0	0	0	0	0	0	0	0	0	0	0	0	0	0	0	0	0	0	0	0
29	1144	0	0	0	0	0	0	0	0	0	0	0	0	0	0	0	0	0	0	0	0	0	0	0	0
30	1145	0	0	0	0	0	0	0	0	0	0	0	0	0	0	0	0	0	0	0	0	0	0	0	0
31	1617	0	0	0	0	0	0	0	0	0	0	0	0	0	0	0	0	0	0	0	0	0	0	0	0
32	1625	0	0	0	0	0	0	0	0	0	0	0	0	0	0	0	0	0	0	0	0	0	0	0	0
33	1625	0	0	0	0	0	0	0	0	0	0	0	0	0	0	0	0	0	0	0	0	0	0	0	0
34	1625	0	0	0	0	0	0	0	0	0	0	0	0	0	0	0	0	0	0	0	0	0	0	0	0
35	1625	0	0	0	0	0	0	0	0	0	0	0	0	0	0	0	0	0	0	0	0	0	0	0	0
36	2938	0	0	0	0	0	0	0	0	0	0	0	0	0	0	0	0	0	0	0	0	0	0	0	0
37	2855	0	0	0	0	0	0	0	0	0	0	0	0	0	0	0	0	0	0	0	0	0	0	0	0
38	2040	0	0	0	0	0	0	0	0	0	0	0	0	0	0	0	0	0	0	0	0	0	0	0	0
39	1900	0	0	0	0	0	0	0	0	0	0	0	0	0	0	0	0	0	0	0	0	0	0	0	0
40	1200	0	0	0	0	0	0	0	0	0	0	0	0	0	0	0	0	0	0	0	0	0	0	0	0
41	2875	0	0	0	0	0	0	0	0	0	0	0	0	0	0	0	0	0	0	0	0	0	0	0	0
42	1870	0	0	0	0	0	0	0	0	0	0	0	0	0	0	0	0	0	0	0	0	0	0	0	0
43	1827	0	0	0	0	0	0	0	0	0	0	0	0	0	0	0	0	0	0	0	0	0	0	0	0
44	1827	0	0	0	0	0	0	0	0	0	0	0	0	0	0	0	0	0	0	0	0	0	0	0	0
45	1827	0	0	0	0	0	0	0	0	0	0	0	0	0	0	0	0	0	0	0	0	0	0	0	0
46	1956	0	0	0	0	0	0	0	0	0	0	0	0	0	0	0	0	0	0	0	0	0	0	0	0
47	2210	0	0	0	0	0	0	0	0	0	0	0	0	0	0	0	0	0	0	0	0	0	0	0	0
48	2210	0	0	0	0	0	0	0	0	0	0	0	0	0	0	0	0	0	0	0	0	0	0	0	0
49	2210	0	0	0	0	0	0	0	0	0	0	0	0	0	0	0	0	0	0	0	0	0	0	0	0
50	2210	0	0	0	0	0	0	0	0	0	0	0	0	0	0	0	0	0	0	0	0	0	0	0	0
51	3311	0	0	0	0	0	0	0	0	0	0	0	0	0	0	0	0	0	0	0	0	0	0	0	0
52	3311	0	0	0	0	0	0	0	0	0	0	0	0	0	0	0	0	0	0	0	0	0	0	0	0
53	3311	0	0	0	0	0	0	0	0	0	0	0	0	0	0	0	0	0	0	0	0	0	0	0	0
54	3311	0	0	0	0	0	0	0	0	0	0	0	0	0	0	0	0	0	0	0	0	0	0	0	0
55	3311	0	0	0	0	0	0	0	0	0	0	0	0	0	0	0	0	0	0	0	0	0	0	0	0
56	3311	0	0	0	0	0	0	0	0	0	0	0	0	0	0	0	0	0	0	0	0	0	0	0	0
57	3311	0	0	0	0	0	0	0	0	0	0	0	0	0	0	0	0	0	0	0	0	0	0	0	0
58	3311	0	0	0	0	0	0	0	0	0	0	0	0	0	0	0	0	0	0	0	0	0	0	0	0
59	3311	0	0	0	0	0	0	0	0	0	0	0	0	0	0	0	0	0	0	0	0	0	0	0	0
60	3311	0	0	0	0	0	0	0	0	0	0	0	0	0	0	0	0	0	0	0	0	0	0	0	0

RECEIVING RETIRED PAY AS OF SEPT 30, 1983 BY RANK AND CURRENT AGE

NUMBER OF MILITARY PERSONNEL

CUR AGE	NUMBER OF MILITARY PERSONNEL										NON DISABILITY EXCLUDING RESERVE RET										RECEIVING RETIRED PAY AS OF SEPT 30, 1983 BY RANK AND CURRENT AGE									
	UNK	0-10	0-9	0-8	0-7	0-6	0-5	0-4	0-3	0-2	0-1	M-4	M-3	M-2	M-1	E-9	E-8	E-7	E-6	E-5	E-4	E-3	E-2	E-1						
71	7911	3	3	39	26	963	1217	716	298	177	15	284	176	214	187	148	265	2187	81	392	28	2	0	1						
72	6980	3	3	42	18	892	1084	676	290	172	14	295	176	214	187	148	265	2187	81	392	28	2	0	1						
73	6079	3	3	40	23	759	903	565	190	132	14	268	158	225	189	134	242	1874	74	371	29	0	0	1						
74	4999	3	3	32	26	667	757	484	199	105	16	199	91	181	72	51	136	1574	54	202	29	0	0	1						
75	4483	3	3	33	33	675	634	392	213	105	16	125	91	181	72	51	136	1574	54	202	29	0	0	1						
76	3871	3	3	37	25	580	540	322	211	85	18	81	69	173	66	16	58	1048	189	196	20	0	0	1						
77	2647	3	3	26	19	447	372	284	185	90	17	73	45	182	45	12	120	855	196	196	20	0	0	1						
78	2255	3	3	22	14	322	279	220	153	67	7	49	36	170	30	8	121	777	196	196	20	0	0	1						
79	1831	3	3	18	12	326	254	125	180	42	8	45	15	172	23	4	16	544	196	196	20	0	0	1						
80	1555	3	3	16	12	270	114	107	152	40	3	23	8	130	29	1	6	450	196	196	20	0	0	1						
81	1275	3	3	17	17	218	77	82	129	29	3	16	4	149	17	1	4	377	196	196	20	0	0	1						
82	1129	3	3	14	10	182	51	59	112	27	3	18	4	149	17	1	4	377	196	196	20	0	0	1						
83	855	3	3	17	11	153	31	45	47	18	2	10	6	72	11	1	1	224	196	196	20	0	0	1						
84	561	3	3	10	10	118	22	32	47	11	2	16	6	52	19	1	1	224	196	196	20	0	0	1						
85	493	3	3	13	13	103	29	22	38	10	1	3	1	31	5	1	0	128	196	196	20	0	0	1						
86	320	3	3	14	14	63	26	12	28	6	0	1	1	28	1	1	0	128	196	196	20	0	0	1						
87	260	3	3	11	11	42	14	12	25	7	0	1	1	21	3	1	0	128	196	196	20	0	0	1						
88	198	3	3	11	11	32	13	11	21	1	2	1	0	16	1	1	0	128	196	196	20	0	0	1						
89	160	3	3	7	7	27	7	11	11	3	0	0	0	10	2	0	0	128	196	196	20	0	0	1						
90	107	3	3	6	6	27	5	8	6	3	0	0	0	10	2	0	0	128	196	196	20	0	0	1						
91	92	3	3	5	5	27	5	8	6	3	0	0	0	10	2	0	0	128	196	196	20	0	0	1						
92	59	3	3	3	3	16	1	6	2	3	0	0	0	7	1	0	0	128	196	196	20	0	0	1						
93	34	3	3	2	2	14	1	6	2	3	0	0	0	7	1	0	0	128	196	196	20	0	0	1						
94	34	3	3	2	2	14	1	6	2	3	0	0	0	7	1	0	0	128	196	196	20	0	0	1						
95	34	3	3	2	2	14	1	6	2	3	0	0	0	7	1	0	0	128	196	196	20	0	0	1						
96	23	3	3	0	0	2	1	0	0	1	0	1	0	2	0	0	0	128	196	196	20	0	0	1						
97	23	3	3	0	0	2	1	0	0	1	0	1	0	2	0	0	0	128	196	196	20	0	0	1						
98	14	3	3	0	0	1	0	0	0	0	0	0	0	2	0	0	0	128	196	196	20	0	0	1						
99	14	3	3	0	0	1	0	0	0	0	0	0	0	2	0	0	0	128	196	196	20	0	0	1						
100	11	3	3	0	0	2	0	0	0	0	0	0	0	2	0	0	0	128	196	196	20	0	0	1						
UNK	381	3	3	0	0	13	16	18	7	5	2	4	1	7	1	21	28	118	137	24	5	2	0	1						
TOT	132291	3	126	483	1578	1238	47594	89736	64235	18841	4623	690	11137	12544	12364	2526	51876	113479	313241	230271	66442	5393	720	85	69					
AVG	55.0	0.3	59.2	66.4	57.3	65.1	62.4	58.9	57.3	58.2	64.8	65.9	60.3	56.1	59.6	67.9	54.7	52.4	53.8	52.7	55.6	58.6	59.8	62.6	57.3					

OFFICERS: AVERAGE/59.33 MODE/63

CURRENT FISCAL YEAR (1983) FIGURES ARE PRELIMINARY AND SUBJECT TO MINOR ADJUSTMENTS.

FIGURES INCLUDE ONLY RETIREES IN PAY STATUS (CURRENTLY RECEIVING PAYMENT FROM DOD) AND HAVE NOT BEEN ADJUSTED TO HUDSET FIGURES. DMDC - DOD ACTUARY'S OFFICE

ENLISTED: AVERAGE/53.54 MODE/53

NUMBER OF MILITARY PERSONNEL RECEIVING RETIRED PAY AS OF SEPT 30, 1983 BY RANK AND CURRENT AGE

CUR AGE	TOTAL	DOD TOTAL										NON DISABILITY EXCLUDING RESERVE RET													
		UNK	0-10	0-9	0-8	0-7	0-6	0-5	0-4	0-3	0-2	0-1	W-4	M-3	M-2	M-1	E-9	E-8	E-7	E-6	E-5	E-4	E-3	E-2	E-1
40	119	0	0	0	0	0	0	0	0	0	0	0	0	0	0	0	0	0	0	0	0	0	0	0	0
41	148	0	0	0	0	0	0	0	0	0	0	0	0	0	0	0	0	0	0	0	0	0	0	0	0
42	170	0	0	0	0	0	0	0	0	0	0	0	0	0	0	0	0	0	0	0	0	0	0	0	0
43	233	0	0	0	0	0	0	0	0	0	0	0	0	0	0	0	0	0	0	0	0	0	0	0	0
44	265	0	0	0	0	0	0	0	0	0	0	0	0	0	0	0	0	0	0	0	0	0	0	0	0
45	335	0	0	0	0	0	0	0	0	0	0	0	0	0	0	0	0	0	0	0	0	0	0	0	0
46	377	0	0	0	0	0	0	0	0	0	0	0	0	0	0	0	0	0	0	0	0	0	0	0	0
47	417	0	0	0	0	0	0	0	0	0	0	0	0	0	0	0	0	0	0	0	0	0	0	0	0
48	512	0	0	0	0	0	0	0	0	0	0	0	0	0	0	0	0	0	0	0	0	0	0	0	0
49	593	0	0	0	0	0	0	0	0	0	0	0	0	0	0	0	0	0	0	0	0	0	0	0	0
50	721	0	0	0	0	0	0	0	0	0	0	0	0	0	0	0	0	0	0	0	0	0	0	0	0
51	857	0	0	0	0	0	0	0	0	0	0	0	0	0	0	0	0	0	0	0	0	0	0	0	0
52	997	0	0	0	0	0	0	0	0	0	0	0	0	0	0	0	0	0	0	0	0	0	0	0	0
53	1145	0	0	0	0	0	0	0	0	0	0	0	0	0	0	0	0	0	0	0	0	0	0	0	0
54	1301	0	0	0	0	0	0	0	0	0	0	0	0	0	0	0	0	0	0	0	0	0	0	0	0
55	1474	0	0	0	0	0	0	0	0	0	0	0	0	0	0	0	0	0	0	0	0	0	0	0	0
56	1665	0	0	0	0	0	0	0	0	0	0	0	0	0	0	0	0	0	0	0	0	0	0	0	0
57	1874	0	0	0	0	0	0	0	0	0	0	0	0	0	0	0	0	0	0	0	0	0	0	0	0
58	2101	0	0	0	0	0	0	0	0	0	0	0	0	0	0	0	0	0	0	0	0	0	0	0	0
59	2354	0	0	0	0	0	0	0	0	0	0	0	0	0	0	0	0	0	0	0	0	0	0	0	0
60	2634	0	0	0	0	0	0	0	0	0	0	0	0	0	0	0	0	0	0	0	0	0	0	0	0

RECEIVING RETIRED PAY AS OF SEPT 30, 1983 BY RANK AND CURRENT AGE

NUMBER OF MILITARY PERSONNEL

NON DISABILITY INCLUDING RESERVE RET

DOD TOTAL

CUR AGE	TOTAL	UNK	0-10	0-9	0-8	0-7	0-6	0-5	0-4	0-3	0-2	0-1	M-4	M-3	M-2	M-1	E-9	E-8	E-7	E-6	E-5	E-4	E-3	E-2	E-1
71	1226	0	0	0	0	0	0	0	0	0	0	0	0	0	0	0	0	0	0	0	0	0	0	0	0
72	1197	0	0	0	0	0	0	0	0	0	0	0	0	0	0	0	0	0	0	0	0	0	0	0	0
73	1840	0	0	0	0	0	0	0	0	0	0	0	0	0	0	0	0	0	0	0	0	0	0	0	0
74	1840	0	0	0	0	0	0	0	0	0	0	0	0	0	0	0	0	0	0	0	0	0	0	0	0
75	7789	0	0	0	0	0	0	0	0	0	0	0	0	0	0	0	0	0	0	0	0	0	0	0	0
76	6823	0	0	0	0	0	0	0	0	0	0	0	0	0	0	0	0	0	0	0	0	0	0	0	0
77	5388	0	0	0	0	0	0	0	0	0	0	0	0	0	0	0	0	0	0	0	0	0	0	0	0
78	4937	0	0	0	0	0	0	0	0	0	0	0	0	0	0	0	0	0	0	0	0	0	0	0	0
79	3958	0	0	0	0	0	0	0	0	0	0	0	0	0	0	0	0	0	0	0	0	0	0	0	0
80	3223	0	0	0	0	0	0	0	0	0	0	0	0	0	0	0	0	0	0	0	0	0	0	0	0
81	2554	0	0	0	0	0	0	0	0	0	0	0	0	0	0	0	0	0	0	0	0	0	0	0	0
82	4027	0	0	0	0	0	0	0	0	0	0	0	0	0	0	0	0	0	0	0	0	0	0	0	0
83	3227	0	0	0	0	0	0	0	0	0	0	0	0	0	0	0	0	0	0	0	0	0	0	0	0
84	1114	0	0	0	0	0	0	0	0	0	0	0	0	0	0	0	0	0	0	0	0	0	0	0	0
85	1114	0	0	0	0	0	0	0	0	0	0	0	0	0	0	0	0	0	0	0	0	0	0	0	0
86	925	0	0	0	0	0	0	0	0	0	0	0	0	0	0	0	0	0	0	0	0	0	0	0	0
87	742	0	0	0	0	0	0	0	0	0	0	0	0	0	0	0	0	0	0	0	0	0	0	0	0
88	660	0	0	0	0	0	0	0	0	0	0	0	0	0	0	0	0	0	0	0	0	0	0	0	0
89	529	0	0	0	0	0	0	0	0	0	0	0	0	0	0	0	0	0	0	0	0	0	0	0	0
90	369	0	0	0	0	0	0	0	0	0	0	0	0	0	0	0	0	0	0	0	0	0	0	0	0
91	284	0	0	0	0	0	0	0	0	0	0	0	0	0	0	0	0	0	0	0	0	0	0	0	0
92	141	0	0	0	0	0	0	0	0	0	0	0	0	0	0	0	0	0	0	0	0	0	0	0	0
93	104	0	0	0	0	0	0	0	0	0	0	0	0	0	0	0	0	0	0	0	0	0	0	0	0
94	104	0	0	0	0	0	0	0	0	0	0	0	0	0	0	0	0	0	0	0	0	0	0	0	0
95	61	0	0	0	0	0	0	0	0	0	0	0	0	0	0	0	0	0	0	0	0	0	0	0	0
96	42	0	0	0	0	0	0	0	0	0	0	0	0	0	0	0	0	0	0	0	0	0	0	0	0
97	36	0	0	0	0	0	0	0	0	0	0	0	0	0	0	0	0	0	0	0	0	0	0	0	0
98	18	0	0	0	0	0	0	0	0	0	0	0	0	0	0	0	0	0	0	0	0	0	0	0	0
99	12	0	0	0	0	0	0	0	0	0	0	0	0	0	0	0	0	0	0	0	0	0	0	0	0
100	18	0	0	0	0	0	0	0	0	0	0	0	0	0	0	0	0	0	0	0	0	0	0	0	0
100+	18	0	0	0	0	0	0	0	0	0	0	0	0	0	0	0	0	0	0	0	0	0	0	0	0
UNK	588	0	1	0	0	0	0	0	0	0	0	0	0	0	0	0	0	0	0	0	0	0	0	0	0
TOT	1193495	0	126	444	2068	1879	68351	141331	90927	24394	5631	773	14894	13955	13105	2725	55074	116652	333540	234175	67640	5524	728	90	69
AVG	56.5	0.3	69.2	66.9	67.4	67.0	64.5	62.3	60.1	60.2	65.2	66.5	61.9	57.1	60.0	67.8	55.3	53.1	54.3	52.9	55.8	58.8	59.9	63.6	57.3

OFFICERS: AVERAGE/61.89 MODE/63

CURRENT FISCAL YEAR (1983) FIGURES ARE PRELIMINARY AND SUBJECT TO MINOR ADJUSTMENTS.

FIGURES INCLUDE ONLY RETIREES IN PAY STATUS (CURRENTLY RECEIVING PAYMENT FROM DOD) AND HAVE NOT BEEN ADJUSTED TO BUDGET FIGURES. DMDC - DOD ACTUARY'S OFFICE

NUMBER OF MILITARY PERSONNEL RECEIVING RETIRED PAY AS OF SEPT 30, 1983 BY RANK AND RETIRED AGE

RET AGE	NUMBER OF MILITARY PERSONNEL											RECEIVING RETIRED PAY AS OF SEPT 30, 1983 BY RANK AND RETIRED AGE												
	UNK	0-10	0-9	0-8	0-7	0-6	0-5	0-4	0-3	0-2	0-1	M-4	M-3	M-2	M-1	E-9	E-8	E-7	E-6	E-5	E-4	E-3	E-2	E-1
17																								
18																								
19																								
20																								
21																								
22																								
23																								
24																								
25																								
26																								
27																								
28																								
29																								
30																								
31																								
32																								
33																								
34																								
35																								
36																								
37																								
38																								
39																								
40																								
41																								
42																								
43																								
44																								
45																								
46																								
47																								
48																								
49																								
50																								
TOT	53951	12	51	74	102	2359	3925	4063	4383	1212	164	703	437	891	308	4751	11705	15721	5993	2635	1874	1351	736	440
AVG	39.9	39.1	57.4	55.9	52.2	49.6	44.9	42.7	39.8	33.7	28.5	48.4	44.6	42.4	41.3	46.2	41.1	40.1	38.8	31.7	23.7	22.3	21.8	21.3

ENLISTED: AVERAGE/38.62 MODE/38

OFFICERS: AVERAGE/43.34 MODE/42
 CJRREVT FISCAL YEAR (1983) FIGURES ARE PRELIMINARY AND SUBJECT TO MINOR ADJUSTMENTS.
 FIGURES INCLUDE ONLY RETIREES IN PAY STATUS (CURRENTLY RECEIVING PAYMENT FROM DOD) AND HAVE NOT BEEN ADJUSTED TO BUDGET FIGURES. DMDC - DOD ACTUARY'S OFFICE

NUMBER OF MILITARY PERSONNEL RECEIVING RETIRED PAY AS OF SEPT 30, 1983 BY RANK AND RETIRED AGE

RET AGE	MARINE CORPS										NON DISABILITY INCLUDING RESERVE RET										RECEIVING RETIRED PAY AS OF SEPT 30, 1983 BY RANK AND RETIRED AGE									
	UNK	0-10	0-9	0-8	0-7	0-6	0-5	0-4	0-3	0-2	0-1	M-4	M-3	M-2	M-1	E-9	E-8	E-7	E-6	E-5	E-4	E-3	E-2	E-1						
17	0	0	0	0	0	0	0	0	0	0	0	0	0	0	0	0	0	0	0	0	0	0	0	0						
18	0	0	0	0	0	0	0	0	0	0	0	0	0	0	0	0	0	0	0	0	0	0	0	0						
19	0	0	0	0	0	0	0	0	0	0	0	0	0	0	0	0	0	0	0	0	0	0	0	0						
20	0	0	0	0	0	0	0	0	0	0	0	0	0	0	0	0	0	0	0	0	0	0	0	0						
21	0	0	0	0	0	0	0	0	0	0	0	0	0	0	0	0	0	0	0	0	0	0	0	0						
22	0	0	0	0	0	0	0	0	0	0	0	0	0	0	0	0	0	0	0	0	0	0	0	0						
23	0	0	0	0	0	0	0	0	0	0	0	0	0	0	0	0	0	0	0	0	0	0	0	0						
24	0	0	0	0	0	0	0	0	0	0	0	0	0	0	0	0	0	0	0	0	0	0	0	0						
25	0	0	0	0	0	0	0	0	0	0	0	0	0	0	0	0	0	0	0	0	0	0	0	0						
26	0	0	0	0	0	0	0	0	0	0	0	0	0	0	0	0	0	0	0	0	0	0	0	0						
27	0	0	0	0	0	0	0	0	0	0	0	0	0	0	0	0	0	0	0	0	0	0	0	0						
28	0	0	0	0	0	0	0	0	0	0	0	0	0	0	0	0	0	0	0	0	0	0	0	0						
29	0	0	0	0	0	0	0	0	0	0	0	0	0	0	0	0	0	0	0	0	0	0	0	0						
30	0	0	0	0	0	0	0	0	0	0	0	0	0	0	0	0	0	0	0	0	0	0	0	0						
31	0	0	0	0	0	0	0	0	0	0	0	0	0	0	0	0	0	0	0	0	0	0	0	0						
32	0	0	0	0	0	0	0	0	0	0	0	0	0	0	0	0	0	0	0	0	0	0	0	0						
33	0	0	0	0	0	0	0	0	0	0	0	0	0	0	0	0	0	0	0	0	0	0	0	0						
34	0	0	0	0	0	0	0	0	0	0	0	0	0	0	0	0	0	0	0	0	0	0	0	0						
35	0	0	0	0	0	0	0	0	0	0	0	0	0	0	0	0	0	0	0	0	0	0	0	0						
36	0	0	0	0	0	0	0	0	0	0	0	0	0	0	0	0	0	0	0	0	0	0	0	0						
37	0	0	0	0	0	0	0	0	0	0	0	0	0	0	0	0	0	0	0	0	0	0	0	0						
38	0	0	0	0	0	0	0	0	0	0	0	0	0	0	0	0	0	0	0	0	0	0	0	0						
39	0	0	0	0	0	0	0	0	0	0	0	0	0	0	0	0	0	0	0	0	0	0	0	0						
40	0	0	0	0	0	0	0	0	0	0	0	0	0	0	0	0	0	0	0	0	0	0	0	0						
41	0	0	0	0	0	0	0	0	0	0	0	0	0	0	0	0	0	0	0	0	0	0	0	0						
42	0	0	0	0	0	0	0	0	0	0	0	0	0	0	0	0	0	0	0	0	0	0	0	0						
43	0	0	0	0	0	0	0	0	0	0	0	0	0	0	0	0	0	0	0	0	0	0	0	0						
44	0	0	0	0	0	0	0	0	0	0	0	0	0	0	0	0	0	0	0	0	0	0	0	0						
45	0	0	0	0	0	0	0	0	0	0	0	0	0	0	0	0	0	0	0	0	0	0	0	0						
46	0	0	0	0	0	0	0	0	0	0	0	0	0	0	0	0	0	0	0	0	0	0	0	0						
47	0	0	0	0	0	0	0	0	0	0	0	0	0	0	0	0	0	0	0	0	0	0	0	0						
48	0	0	0	0	0	0	0	0	0	0	0	0	0	0	0	0	0	0	0	0	0	0	0	0						
49	0	0	0	0	0	0	0	0	0	0	0	0	0	0	0	0	0	0	0	0	0	0	0	0						
50	0	0	0	0	0	0	0	0	0	0	0	0	0	0	0	0	0	0	0	0	0	0	0	0						
51	0	0	0	0	0	0	0	0	0	0	0	0	0	0	0	0	0	0	0	0	0	0	0	0						
52	0	0	0	0	0	0	0	0	0	0	0	0	0	0	0	0	0	0	0	0	0	0	0	0						
53	0	0	0	0	0	0	0	0	0	0	0	0	0	0	0	0	0	0	0	0	0	0	0	0						
54	0	0	0	0	0	0	0	0	0	0	0	0	0	0	0	0	0	0	0	0	0	0	0	0						
55	0	0	0	0	0	0	0	0	0	0	0	0	0	0	0	0	0	0	0	0	0	0	0	0						
56	0	0	0	0	0	0	0	0	0	0	0	0	0	0	0	0	0	0	0	0	0	0	0	0						
57	0	0	0	0	0	0	0	0	0	0	0	0	0	0	0	0	0	0	0	0	0	0	0	0						
58	0	0	0	0	0	0	0	0	0	0	0	0	0	0	0	0	0	0	0	0	0	0	0	0						
59	0	0	0	0	0	0	0	0	0	0	0	0	0	0	0	0	0	0	0	0	0	0	0	0						
60	0	0	0	0	0	0	0	0	0	0	0	0	0	0	0	0	0	0	0	0	0	0	0	0						
UNK	98	0	0	0	0	1	4	2	3	0	0	2	5	0	0	8	12	34	19	6	1	0	0	0						
TOT	54667	3	10	38	69	2826	4538	4148	3568	574	32	740	412	822	264	4332	11193	14718	4967	1020	83	16	6	1						
AVG	43.0	0.3	59.5	57.1	56.5	52.7	52.3	48.0	44.8	41.3	49.7	45.0	42.9	42.3	46.3	41.4	43.4	40.1	40.5	40.3	39.2	43.0	37.0							

OFFICERS: AVERAGE/46.15 MODE/60
ENLISTED: AVERAGE/41.38 MODE/38

CURRENT FISCAL YEAR (1983) FIGURES ARE PRELIMINARY AND SUBJECT TO MINOR ADJUSTMENTS. FIGURES INCLUDE ONLY RETIREES IN PAY STATUS (CURRENTLY RECEIVING PAYMENT FROM DOD) AND HAVE NOT BEEN ADJUSTED TO BUDGET FIGURES. DMDC - DOD ACTUARY'S OFFICE

RECEIVING RETIRED PAY AS OF SEPT 30, 1983 BY RANK AND RETIRED AGE

NUMBER OF MILITARY PERSONNEL

RETI AGE UNK 0-10 0-9 0-8 0-7 0-6 0-5 0-4 0-3 0-2 0-1 M-4 M-3 M-2 M-1 E-9 E-8 E-7 E-6 E-5 E-4 E-3 E-2 E-1

		MARINE CORPS										NON DISABILITY EXCLUDING RESERVE RET													
RET AGE	TOTAL	UNK	0-10	0-9	0-8	0-7	0-6	0-5	0-4	0-3	0-2	0-1	M-4	M-3	M-2	M-1	E-9	E-8	E-7	E-6	E-5	E-4	E-3	E-2	E-1
10	10																								
11	11																								
12	12																								
22	22																								
23	23																								
24	24																								
25	25																								
26	26																								
27	27																								
28	28																								
29	29																								
30	30																								
31	31																								
32	32																								
33	33																								
34	34																								
35	35																								
36	36																								
37	37																								
38	38																								
39	39																								
40	40																								
41	41																								
42	42																								
43	43																								
44	44																								
45	45																								
46	46																								
47	47																								
48	48																								
49	49																								
50	50																								
51	51																								
52	52																								
53	53																								
54	54																								
55	55																								
56	56																								
57	57																								
58	58																								
59	59																								
60	60																								
UNK	UNK																								
TOT	31814		13	38	55	82	2096	3612	3687	3537	574	32	644	396	808	262	4412	10971	14560	4926	1006	83	16	6	1
AVG	42.0		0.5	59.5	57.1	55.6	52.0	49.6	45.0	42.9	40.3	41.3	48.2	44.5	42.6	42.2	45.9	41.0	43.2	39.9	40.3	40.3	39.2	43.0	37.0

OFFICERS: AVERAGE/44.13 MODE/42

CURRENT FISCAL YEAR (1983) FIGURES ARE PRELIMINARY AND SUBJECT TO MINOR ADJUSTMENTS.

FIGURES INCLUDE ONLY RETIREES IN PAY STATUS (CURRENTLY RECEIVING PAYMENT FROM DOD) AND HAVE NOT BEEN ADJUSTED TO BUDGET FIGURES. DODC - DOD ACTUARY'S OFFICE

NUMBER OF MILITARY PERSONNEL RECEIVING RETIRED PAY AS OF SEPT 30, 1983 BY RANK AND RETIRED AGE

REL	TOTAL	AIR FORCE										ALL RETIREES INCLUDING RESERVE RET.										E-6	E-5	E-4	E-3	E-2	E-1
		UNK	0-10	0-9	0-8	0-7	0-6	0-5	0-4	0-3	0-2	0-1	M-4	M-3	M-2	M-1	E-9	E-8	E-7	E-6	E-5						
1A	20							1																		0	
1B	100							1																			0
1C	100																										0
2A	673							1	27	82																	0
2B	1055							1	168	109																	0
2C	1131							1	268	106																	0
2D	1035							1	107	111																	0
3A	99							1	25	25																	0
3B	837							1	202	202																	0
3C	815							1	177	177																	0
3D	700							1	157	157																	0
3E	678							1	195	195																	0
3F	623							1	129	129																	0
3G	688							1	118	118																	0
3H	681							1	100	100																	0
4A	1028							1	73	73																	0
4B	1573							1	171	171																	0
4C	1573							1	171	171																	0
4D	1573							1	171	171																	0
4E	3530							1	1815	3008																	0
4F	3215							1	152	3638																	0
4G	3342							1	328	3959																	0
4H	2012							1	565	4377																	0
4I	1837							1	166	3977																	0
4J	1837							1	166	3977																	0
4K	1837							1	166	3977																	0
5A	9350							1	88	2264																	0
5B	9350							1	88	2264																	0
5C	9350							1	88	2264																	0
5D	9350							1	88	2264																	0
5E	2105							1	39	399																	0
5F	2105							1	39	399																	0
5G	2105							1	39	399																	0
5H	2105							1	39	399																	0
5I	2105							1	39	399																	0
5J	2105							1	39	399																	0
5K	2105							1	39	399																	0
6A	132833							2	55	157																	0
6B	43.8							25.5	57.3	55.7																	0

ENLISTED: AVERAGE/41.91 MODE/39

CURRENT FISCAL YEAR (1983) FIGURES ARE PRELIMINARY AND SUBJECT TO MINOR ADJUSTMENTS. FIGURES INCLUDE ONLY RETIREES IN PAY STATUS (CURRENTLY RECEIVING PAYMENT FROM DOD) AND HAVE NOT BEEN ADJUSTED TO BUDGET FIGURES. DOD ACTUARY'S OFFICE

RECEIVING RETIRED PAY AS OF SEPT 30, 1983 BY RANK AND RETIRED AGE

NUMBER OF MILITARY PERSONNEL

AIR FORCE

ALL RETIREES EXCLUDING RESERVE RET.

AGE	TOTAL	UNK	0-10	0-9	0-8	0-7	0-6	0-5	0-4	0-3	0-2	0-1	M-1	E-9	E-8	E-7	E-6	E-5	E-4	E-3	E-2	E-1			
14	20																								
15	130																								
16	131																								
17	155																								
18	1157																								
19	1113																								
20	1113																								
21	998																								
22	998																								
23	998																								
24	998																								
25	998																								
26	678																								
27	623																								
28	688																								
29	688																								
30	1157																								
31	1157																								
32	1157																								
33	1157																								
34	1157																								
35	1157																								
36	1157																								
37	1157																								
38	1157																								
39	1157																								
40	1157																								
41	1157																								
42	1157																								
43	1157																								
44	1157																								
45	1157																								
46	1157																								
47	1157																								
48	1157																								
49	1157																								
50	1157																								
51	121																								
52	121																								
53	121																								
54	121																								
55	121																								
56	16																								
57	16																								
58	16																								
59	16																								
60	16																								
UNK	75																								
TOT	48378	2	56	166	574	577	19715	45273	28468	7274	3028	1069	2193	936	683	865	21621	35012	123373	109543	44308	4507	1547	428	154
AVG	42.6	25.3	57.3	55.6	54.5	52.4	50.2	46.8	43.2	39.2	33.6	30.3	48.9	45.4	44.4	39.1	46.2	43.8	42.0	40.7	40.5	31.5	23.3	22.0	23.9

OFFICERS: AVERAGE/45.48 MODE/43

ENLISTED: AVERAGE/41.60 MODE/39

CURRENT FISCAL YEAR (1983) FIGURES ARE PRELIMINARY AND SUBJECT TO MINOR ADJUSTMENTS. FIGURES INCLUDE ONLY RETIREES IN PAY STATUS (CURRENTLY RECEIVING PAYMENT FROM DOD) AND HAVE NOT BEEN ADJUSTED TO BUDGET FIGURES. DMDC - DOD ACTUARY'S OFFICE

RECEIVING RETIRED PAY AS OF SEPT 31, 1983 BY RANK AND RETIRED AGE

REL AGE	NUMBER OF MILITARY PERSONNEL										NON DISABILITY INCLUDING RESERVE RET										RECEIVING RETIRED PAY AS OF SEPT 31, 1983 BY RANK AND RETIRED AGE									
	UNK	0-10	0-9	0-8	0-7	0-6	0-5	0-4	0-3	0-2	0-1	M-4	M-3	M-2	M-1	E-9	E-8	E-7	E-6	E-5	E-4	E-3	E-2	E-1						
TOTAL	00000	00000	00000	00000	00000	00000	00000	00000	00000	00000	00000	00000	00000	00000	00000	00000	00000	00000	00000	00000	00000	00000	00000	00000						
1A	00000	00000	00000	00000	00000	00000	00000	00000	00000	00000	00000	00000	00000	00000	00000	00000	00000	00000	00000	00000	00000	00000	00000	00000						
1B	00000	00000	00000	00000	00000	00000	00000	00000	00000	00000	00000	00000	00000	00000	00000	00000	00000	00000	00000	00000	00000	00000	00000	00000						
2A	00000	00000	00000	00000	00000	00000	00000	00000	00000	00000	00000	00000	00000	00000	00000	00000	00000	00000	00000	00000	00000	00000	00000	00000						
2B	00000	00000	00000	00000	00000	00000	00000	00000	00000	00000	00000	00000	00000	00000	00000	00000	00000	00000	00000	00000	00000	00000	00000	00000						
2C	00000	00000	00000	00000	00000	00000	00000	00000	00000	00000	00000	00000	00000	00000	00000	00000	00000	00000	00000	00000	00000	00000	00000	00000						
3A	00000	00000	00000	00000	00000	00000	00000	00000	00000	00000	00000	00000	00000	00000	00000	00000	00000	00000	00000	00000	00000	00000	00000	00000						
3B	00000	00000	00000	00000	00000	00000	00000	00000	00000	00000	00000	00000	00000	00000	00000	00000	00000	00000	00000	00000	00000	00000	00000	00000						
3C	00000	00000	00000	00000	00000	00000	00000	00000	00000	00000	00000	00000	00000	00000	00000	00000	00000	00000	00000	00000	00000	00000	00000	00000						
4A	00000	00000	00000	00000	00000	00000	00000	00000	00000	00000	00000	00000	00000	00000	00000	00000	00000	00000	00000	00000	00000	00000	00000	00000						
4B	00000	00000	00000	00000	00000	00000	00000	00000	00000	00000	00000	00000	00000	00000	00000	00000	00000	00000	00000	00000	00000	00000	00000	00000						
4C	00000	00000	00000	00000	00000	00000	00000	00000	00000	00000	00000	00000	00000	00000	00000	00000	00000	00000	00000	00000	00000	00000	00000	00000						
5A	00000	00000	00000	00000	00000	00000	00000	00000	00000	00000	00000	00000	00000	00000	00000	00000	00000	00000	00000	00000	00000	00000	00000	00000						
5B	00000	00000	00000	00000	00000	00000	00000	00000	00000	00000	00000	00000	00000	00000	00000	00000	00000	00000	00000	00000	00000	00000	00000	00000						
5C	00000	00000	00000	00000	00000	00000	00000	00000	00000	00000	00000	00000	00000	00000	00000	00000	00000	00000	00000	00000	00000	00000	00000	00000						
6A	00000	00000	00000	00000	00000	00000	00000	00000	00000	00000	00000	00000	00000	00000	00000	00000	00000	00000	00000	00000	00000	00000	00000	00000						
6B	00000	00000	00000	00000	00000	00000	00000	00000	00000	00000	00000	00000	00000	00000	00000	00000	00000	00000	00000	00000	00000	00000	00000	00000						
6C	00000	00000	00000	00000	00000	00000	00000	00000	00000	00000	00000	00000	00000	00000	00000	00000	00000	00000	00000	00000	00000	00000	00000	00000						
TOT	1127	120	521	521	2091	58263	32576	5287	1087	281	1958	869	653	506	21113	34675	117632	104451	38585	1432	53	6	15							
AVG	44.2	57.5	55.4	55.4	54.6	51.8	46.8	43.5	45.3	44.1	49.5	46.0	45.3	44.6	46.8	44.2	45.4	40.8	41.2	41.8	41.5	44.0	42.9							

OFFICERS: AVERAGE 49.39 NJO-76C
ENLISTED: AVERAGE 42.23 MODE 739

CURRENT FISCAL YEAR (1983) FIGURES ARE PRELIMINARY AND SUBJECT TO MINOR ADJUSTMENTS.
FIGURES INCLUDE ONLY RETIREES IN PAY STATUS CURRENTLY RECEIVING PAYMENT FROM DDJ AND HAVE NOT BEEN ADJUSTED TO BUDGET FIGURES. NJO-C - DDJ ACTUARY'S OFFICE

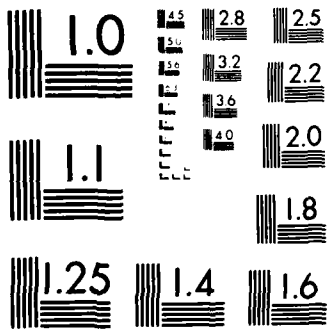
RECEIVING RETIRED PAY AS OF SEPT 30, 1983 BY RANK AND RETIRED AGE

NUMBER OF MILITARY PERSONNEL

RET AGE	AIR FORCE										NON DISABILITY EXCLUDING RESERVE RET							E-1						
	UNK	0-10	0-9	0-8	0-7	0-6	0-5	0-4	0-3	0-2	0-1	M-4	M-3	M-2	M-1	E-9	E-8	E-7	E-6	E-5	E-4	E-3	E-2	E-1
17	0	0	0	0	0	0	0	0	0	0	0	0	0	0	0	0	0	0	0	0	0	0	0	0
18	0	0	0	0	0	0	0	0	0	0	0	0	0	0	0	0	0	0	0	0	0	0	0	0
19	0	0	0	0	0	0	0	0	0	0	0	0	0	0	0	0	0	0	0	0	0	0	0	0
20	0	0	0	0	0	0	0	0	0	0	0	0	0	0	0	0	0	0	0	0	0	0	0	0
21	0	0	0	0	0	0	0	0	0	0	0	0	0	0	0	0	0	0	0	0	0	0	0	0
22	0	0	0	0	0	0	0	0	0	0	0	0	0	0	0	0	0	0	0	0	0	0	0	0
23	0	0	0	0	0	0	0	0	0	0	0	0	0	0	0	0	0	0	0	0	0	0	0	0
24	0	0	0	0	0	0	0	0	0	0	0	0	0	0	0	0	0	0	0	0	0	0	0	0
25	0	0	0	0	0	0	0	0	0	0	0	0	0	0	0	0	0	0	0	0	0	0	0	0
26	0	0	0	0	0	0	0	0	0	0	0	0	0	0	0	0	0	0	0	0	0	0	0	0
27	0	0	0	0	0	0	0	0	0	0	0	0	0	0	0	0	0	0	0	0	0	0	0	0
28	0	0	0	0	0	0	0	0	0	0	0	0	0	0	0	0	0	0	0	0	0	0	0	0
29	0	0	0	0	0	0	0	0	0	0	0	0	0	0	0	0	0	0	0	0	0	0	0	0
30	0	0	0	0	0	0	0	0	0	0	0	0	0	0	0	0	0	0	0	0	0	0	0	0
31	0	0	0	0	0	0	0	0	0	0	0	0	0	0	0	0	0	0	0	0	0	0	0	0
32	0	0	0	0	0	0	0	0	0	0	0	0	0	0	0	0	0	0	0	0	0	0	0	0
33	0	0	0	0	0	0	0	0	0	0	0	0	0	0	0	0	0	0	0	0	0	0	0	0
34	0	0	0	0	0	0	0	0	0	0	0	0	0	0	0	0	0	0	0	0	0	0	0	0
35	0	0	0	0	0	0	0	0	0	0	0	0	0	0	0	0	0	0	0	0	0	0	0	0
36	0	0	0	0	0	0	0	0	0	0	0	0	0	0	0	0	0	0	0	0	0	0	0	0
37	0	0	0	0	0	0	0	0	0	0	0	0	0	0	0	0	0	0	0	0	0	0	0	0
38	0	0	0	0	0	0	0	0	0	0	0	0	0	0	0	0	0	0	0	0	0	0	0	0
39	0	0	0	0	0	0	0	0	0	0	0	0	0	0	0	0	0	0	0	0	0	0	0	0
40	0	0	0	0	0	0	0	0	0	0	0	0	0	0	0	0	0	0	0	0	0	0	0	0
41	0	0	0	0	0	0	0	0	0	0	0	0	0	0	0	0	0	0	0	0	0	0	0	0
42	0	0	0	0	0	0	0	0	0	0	0	0	0	0	0	0	0	0	0	0	0	0	0	0
43	0	0	0	0	0	0	0	0	0	0	0	0	0	0	0	0	0	0	0	0	0	0	0	0
44	0	0	0	0	0	0	0	0	0	0	0	0	0	0	0	0	0	0	0	0	0	0	0	0
45	0	0	0	0	0	0	0	0	0	0	0	0	0	0	0	0	0	0	0	0	0	0	0	0
46	0	0	0	0	0	0	0	0	0	0	0	0	0	0	0	0	0	0	0	0	0	0	0	0
47	0	0	0	0	0	0	0	0	0	0	0	0	0	0	0	0	0	0	0	0	0	0	0	0
48	0	0	0	0	0	0	0	0	0	0	0	0	0	0	0	0	0	0	0	0	0	0	0	0
49	0	0	0	0	0	0	0	0	0	0	0	0	0	0	0	0	0	0	0	0	0	0	0	0
50	0	0	0	0	0	0	0	0	0	0	0	0	0	0	0	0	0	0	0	0	0	0	0	0
51	0	0	0	0	0	0	0	0	0	0	0	0	0	0	0	0	0	0	0	0	0	0	0	0
52	0	0	0	0	0	0	0	0	0	0	0	0	0	0	0	0	0	0	0	0	0	0	0	0
53	0	0	0	0	0	0	0	0	0	0	0	0	0	0	0	0	0	0	0	0	0	0	0	0
54	0	0	0	0	0	0	0	0	0	0	0	0	0	0	0	0	0	0	0	0	0	0	0	0
55	0	0	0	0	0	0	0	0	0	0	0	0	0	0	0	0	0	0	0	0	0	0	0	0
56	0	0	0	0	0	0	0	0	0	0	0	0	0	0	0	0	0	0	0	0	0	0	0	0
57	0	0	0	0	0	0	0	0	0	0	0	0	0	0	0	0	0	0	0	0	0	0	0	0
58	0	0	0	0	0	0	0	0	0	0	0	0	0	0	0	0	0	0	0	0	0	0	0	0
59	0	0	0	0	0	0	0	0	0	0	0	0	0	0	0	0	0	0	0	0	0	0	0	0
60	0	0	0	0	0	0	0	0	0	0	0	0	0	0	0	0	0	0	0	0	0	0	0	0
UNK	75	0	0	0	0	1	4	2	1	0	2	0	0	0	1	3	3	22	23	11	2	0	0	0
TOT	436672	3	43	119	493	17296	41038	25744	4882	1053	272	1826	826	613	590	20193	33009	114618	193863	38321	1428	52	6	15
AVG	42.9	0.1	57.3	55.4	54.2	52.3	50.1	46.6	43.2	42.3	44.8	43.6	45.2	44.3	46.2	43.6	42.0	40.7	41.1	41.8	41.1	44.0	42.9	

ENLISTED: AVERAGE/41.90 MODE/39

OFFICERS: AVERAGE/46.18 MODE/43
CURRENT FISCAL YEAR (1983) FIGURES ARE PRELIMINARY AND SUBJECT TO MINOR ADJUSTMENTS.
FIGURES INCLUDE ONLY RETIREES IN PAY STATUS (CURRENTLY RECEIVING PAYMENT FROM DOD) AND HAVE NOT BEEN ADJUSTED TO BUDGET FIGURES. ODC - OOD ACTUARY'S OFFICE



MICROCOPY RESOLUTION TEST CHART
NATIONAL BUREAU OF STANDARDS 1963 A

RECEIVING RETIRED PAY AS OF SEPT 30, 1993 BY RANK AND RETIRED AGE

NUMBER OF MILITARY PERSONNEL

Table with columns: RET AGE, UNK, 0-10, 0-9, 0-8, 0-7, 0-6, 0-5, 0-4, 0-3, 0-2, 0-1, M-4, M-3, M-2, M-1, E-9, E-8, E-7, E-6, E-5, E-4, E-3, E-2, E-1. Rows include totals and individual personnel records with numerical values in each column.

OFFICERS: AVERAGE/50.11 MODE/60

CURRENT FISCAL YEAR (1983) FIGURES ARE PRELIMINARY AND SUBJECT TO MINOR ADJUSTMENTS.

FIGURES INCLUDE ONLY RETIREES IN PAY STATUS CURRENTLY RECEIVING PAYMENT FROM DOD AND HAVE NOT BEEN ADJUSTED TO BUDGET FIGURES. DMDC - DOD ACTUARY'S OFFICE

ENLISTED: AVERAGE/42.46 MODE/39

RECEIVING RETIRED PAY AS OF SEPT 31, 1983 BY RANK AND RETIRED AGE

Table with columns: RET AGE, NUMBER OF MILITARY PERSONNEL, NON-DISABILITY EXCLUDING RESERVE RET, DOD TOTAL, and 19 age categories (0-1 to 0-19). Rows include various age groups and summary statistics.

ENLISTED: AVERAGE/41-81

OFFICERS: AVERAGE/45-95

CURRENT FISCAL YEAR (1983) FIGURES ARE PRELIMINARY AND SUBJECT TO MINOR ADJUSTMENTS.

FIGURES INCLUDE ONLY RETIREE'S IN PAY STATUS (CURRENTLY RECEIVING PAYMENT FROM DOD) AND HAVE NOT BEEN ADJUSTED TO BUDGET FIGURES. DODC - DOD ACTUARY'S OFFICE

NUMBER OF MILITARY PERSONNEL RECEIVING RETIRED PAY AS OF SEPT 30, 1983 BY RANK AND YOS FOR RETIREMENT PURPOSES

YOS	NUMBER OF MILITARY PERSONNEL											NON DISABILITY EXCLUDING RESERVE RET											E-1	
	TOTAL	UNK	0-0	0-1	0-2	0-3	0-4	0-5	0-6	0-7	0-8	0-9	0-10	0-1	M-1	M-2	M-3	M-4	M-5	M-6	M-7	M-8		M-9
1	0	0	0	0	0	0	0	0	0	0	0	0	0	0	0	0	0	0	0	0	0	0	0	0
2	0	0	0	0	0	0	0	0	0	0	0	0	0	0	0	0	0	0	0	0	0	0	0	0
3	0	0	0	0	0	0	0	0	0	0	0	0	0	0	0	0	0	0	0	0	0	0	0	0
4	0	0	0	0	0	0	0	0	0	0	0	0	0	0	0	0	0	0	0	0	0	0	0	0
5	0	0	0	0	0	0	0	0	0	0	0	0	0	0	0	0	0	0	0	0	0	0	0	0
6	0	0	0	0	0	0	0	0	0	0	0	0	0	0	0	0	0	0	0	0	0	0	0	0
7	0	0	0	0	0	0	0	0	0	0	0	0	0	0	0	0	0	0	0	0	0	0	0	0
8	0	0	0	0	0	0	0	0	0	0	0	0	0	0	0	0	0	0	0	0	0	0	0	0
9	0	0	0	0	0	0	0	0	0	0	0	0	0	0	0	0	0	0	0	0	0	0	0	0
10	0	0	0	0	0	0	0	0	0	0	0	0	0	0	0	0	0	0	0	0	0	0	0	0
11	0	0	0	0	0	0	0	0	0	0	0	0	0	0	0	0	0	0	0	0	0	0	0	0
12	0	0	0	0	0	0	0	0	0	0	0	0	0	0	0	0	0	0	0	0	0	0	0	0
13	0	0	0	0	0	0	0	0	0	0	0	0	0	0	0	0	0	0	0	0	0	0	0	0
14	0	0	0	0	0	0	0	0	0	0	0	0	0	0	0	0	0	0	0	0	0	0	0	0
15	0	0	0	0	0	0	0	0	0	0	0	0	0	0	0	0	0	0	0	0	0	0	0	0
16	0	0	0	0	0	0	0	0	0	0	0	0	0	0	0	0	0	0	0	0	0	0	0	0
17	0	0	0	0	0	0	0	0	0	0	0	0	0	0	0	0	0	0	0	0	0	0	0	0
18	0	0	0	0	0	0	0	0	0	0	0	0	0	0	0	0	0	0	0	0	0	0	0	0
19	92	0	0	0	0	1	1	1	0	0	0	0	0	0	0	0	0	0	0	0	0	0	0	0
20	13776	0	0	0	0	2184	8182	7475	270	0	0	0	0	0	0	0	0	0	0	0	0	0	0	0
21	13730	0	0	0	0	1625	2422	3347	1405	0	0	0	0	0	0	0	0	0	0	0	0	0	0	0
22	14959	0	0	0	0	448	1441	2958	405	0	0	0	0	0	0	0	0	0	0	0	0	0	0	0
23	13659	0	0	0	0	224	1105	2934	762	0	0	0	0	0	0	0	0	0	0	0	0	0	0	0
24	19505	0	0	0	0	69	1136	2662	624	0	0	0	0	0	0	0	0	0	0	0	0	0	0	0
25	12472	0	0	0	0	150	451	1922	1602	0	0	0	0	0	0	0	0	0	0	0	0	0	0	0
26	7505	0	0	0	0	104	258	1423	1517	0	0	0	0	0	0	0	0	0	0	0	0	0	0	0
27	6320	0	0	0	0	83	192	1548	1517	0	0	0	0	0	0	0	0	0	0	0	0	0	0	0
28	5975	0	0	0	0	55	140	923	1432	0	0	0	0	0	0	0	0	0	0	0	0	0	0	0
29	2665	0	0	0	0	27	157	623	1187	0	0	0	0	0	0	0	0	0	0	0	0	0	0	0
30	2894	0	0	0	0	22	162	423	1497	0	0	0	0	0	0	0	0	0	0	0	0	0	0	0
31	1376	0	0	0	0	11	221	189	1187	0	0	0	0	0	0	0	0	0	0	0	0	0	0	0
32	699	0	0	0	0	4	22	105	555	0	0	0	0	0	0	0	0	0	0	0	0	0	0	0
33	463	0	0	0	0	3	11	158	447	0	0	0	0	0	0	0	0	0	0	0	0	0	0	0
34	261	0	0	0	0	0	2	50	263	0	0	0	0	0	0	0	0	0	0	0	0	0	0	0
35	193	0	0	0	0	0	0	14	141	0	0	0	0	0	0	0	0	0	0	0	0	0	0	0
36	109	0	0	0	0	0	2	5	108	0	0	0	0	0	0	0	0	0	0	0	0	0	0	0
37	119	0	0	0	0	0	1	2	65	0	0	0	0	0	0	0	0	0	0	0	0	0	0	0
38	14	0	0	0	0	0	0	0	5	0	0	0	0	0	0	0	0	0	0	0	0	0	0	0
39	11	0	0	0	0	0	0	0	2	0	0	0	0	0	0	0	0	0	0	0	0	0	0	0
40	14	0	0	0	0	0	0	0	0	0	0	0	0	0	0	0	0	0	0	0	0	0	0	0
41	16	0	0	0	0	0	0	0	0	0	0	0	0	0	0	0	0	0	0	0	0	0	0	0
42	14	0	0	0	0	0	0	0	0	0	0	0	0	0	0	0	0	0	0	0	0	0	0	0
43	14	0	0	0	0	0	0	0	0	0	0	0	0	0	0	0	0	0	0	0	0	0	0	0
UNK	85	0	0	0	0	10	8	1	6	0	0	0	0	0	0	0	0	0	0	0	0	0	0	0
TOT	317296	0	46	155	506	626	17045	30904	17947	4654	2029	296	5655	8924	7154	548	14192	42346	91871	57315	13903	965	132	53
AVG	22.7	0.0	37.0	35.6	34.4	31.5	29.4	24.0	26.5	22.4	21.7	22.0	26.5	22.4	21.7	22.0	25.5	22.5	21.6	21.1	21.0	21.5	22.9	21.5

OFFICERS: AVERAGE/24.50 MODE/20
 CURRENT FISCAL YEAR (1983) FIGURES ARE PRELIMINARY AND SUBJECT TO MINOR ADJUSTMENTS.
 FIGURES INCLUDE ONLY RETIREES IN PAY STATUS (CURRENTLY RECEIVING PAYMENT FROM DOD) AND HAVE NOT BEEN ADJUSTED TO BUDGET FIGURES.
 MINOR CHANGES WERE MADE IN THE DEFINITION OF YEARS OF SERVICE(YOS) BEGINNING WITH THE F83 STATISTICAL REPORT.

ENLISTED: AVERAGE/21.88 MODE/20

NUMBER OF MILITARY PERSONNEL RECEIVING RETIRED PAY AS OF SEPT 30, 1983 BY RANK AND YOS FOR RETIREMENT PURPOSES

YOS	NAVY										ALL RETIREES EXCLUDING RESERVE RET.										E-1				
	UNK	0-10	0-9	0-8	0-7	0-6	0-5	0-4	0-3	0-2	0-1	M-4	M-3	M-2	M-1	E-9	E-8	E-7	E-6	E-5	E-4	E-3	E-2	E-1	
0	0	0	0	0	0	0	0	0	0	0	0	0	0	0	0	0	0	0	0	0	0	0	0	0	
1	1222	0	0	0	0	0	0	12	14	86	0	0	0	0	0	0	0	0	0	0	0	0	0	0	
2	2496	0	0	0	0	0	12	149	141	140	0	0	0	0	0	0	0	0	0	0	0	0	0	0	
3	2516	0	0	0	0	0	60	270	253	55	0	0	0	0	0	0	0	0	0	0	0	0	0	0	
4	1278	0	0	0	0	0	91	104	92	11	0	0	0	0	0	0	0	0	0	0	0	0	0	0	
5	1830	0	0	0	0	0	63	104	92	11	0	0	0	0	0	0	0	0	0	0	0	0	0	0	
6	661	0	0	0	0	0	52	81	27	6	0	0	0	0	0	0	0	0	0	0	0	0	0	0	
7	657	0	0	0	0	0	46	78	14	4	0	0	0	0	0	0	0	0	0	0	0	0	0	0	
8	650	0	0	0	0	0	38	32	13	4	0	0	0	0	0	0	0	0	0	0	0	0	0	0	
9	577	0	0	0	0	0	53	32	14	8	0	0	0	0	0	0	0	0	0	0	0	0	0	0	
10	528	0	0	0	0	0	41	22	14	8	0	0	0	0	0	0	0	0	0	0	0	0	0	0	
11	558	0	0	0	0	0	53	25	15	2	0	0	0	0	0	0	0	0	0	0	0	0	0	0	
12	515	0	0	0	0	0	35	28	10	5	0	0	0	0	0	0	0	0	0	0	0	0	0	0	
13	510	0	0	0	0	0	41	14	8	5	0	0	0	0	0	0	0	0	0	0	0	0	0	0	
14	477	0	0	0	0	0	34	14	13	5	0	0	0	0	0	0	0	0	0	0	0	0	0	0	
15	447	0	0	0	0	0	28	13	11	2	0	0	0	0	0	0	0	0	0	0	0	0	0	0	
16	505	0	0	0	0	0	32	19	10	1	0	0	0	0	0	0	0	0	0	0	0	0	0	0	
17	13629	0	0	0	0	0	2994	1073	368	48	98	3	589	1135	227	6	25	118	33	15	41	17	0	0	
18	45170	0	0	0	0	0	875	875	18	18	126	0	494	779	122	6	823	533	10018	2157	491	10	0	0	
19	26785	0	0	0	0	0	751	751	127	13	168	0	403	646	122	10	423	1213	126	46	14	1	0	0	
20	17342	0	0	0	0	0	567	567	190	6	204	0	296	418	90	14	109	700	93	22	6	1	0	0	
21	1198	0	0	0	0	0	246	246	63	2	16	0	28	22	67	104	348	82	153	37	0	0	0	0	
22	1715	0	0	0	0	0	137	137	60	2	15	0	24	25	87	177	428	104	104	27	0	0	0	0	
23	3342	0	0	0	0	0	245	245	97	2	20	0	74	125	23	70	152	48	194	11	0	0	0	0	
24	5394	0	0	0	0	0	343	343	113	0	110	0	51	161	5	45	177	24	24	24	0	0	0	0	
25	3634	0	0	0	0	0	530	530	5	0	14	0	132	21	1	391	225	9	9	2	1	0	0	0	
26	18872	0	36	148	663	78	2336	608	31	0	1587	132	147	39	193	1408	193	35	35	26	16	0	0	0	
27	0	0	0	0	0	0	0	0	0	0	0	0	0	0	0	0	0	0	0	0	0	0	0	0	
28	0	0	0	0	0	0	0	0	0	0	0	0	0	0	0	0	0	0	0	0	0	0	0	0	
29	39680	0	39	156	702	99	18495	7465	2019	559	3244	2555	4120	1283	13597	25003	10232	68313	16492	6046	3274	1221	257		
30	217	0.0	30.4	30.4	29.8	28.2	24.0	21.3	14.0	7.2	27.8	23.3	22.6	21.3	24.4	22.8	21.7	20.8	18.8	13.1	6.5	2.7	2.3		
UNK	757	0	1	0	0	10	36	19	6	4	0	6	7	5	9	22	98	136	125	101	83	28	48		

OFFICERS: AVERAGE/24-35 MODE/30

ENLISTED: AVERAGE/20-97 MODE/20

CURRENT FISCAL YEAR (1983) FIGURES ARE PRELIMINARY AND SUBJECT TO MINOR ADJUSTMENTS. FIGURES INCLUDE ONLY RETIREE'S IN PAY STATUS 1 (CURRENTLY RECEIVING PAYMENT FROM DOD) AND HAVE NOT BEEN ADJUSTED TO BUDGET FIGURES. MINOR CHANGES WERE MADE IN THE DEFINITION OF YEARS OF SERVICE (YOS) BEGINNING WITH THE F83 STATISTICAL REPORT. NAVY FIGURES FOR YEARS OF SERVICE 30 AND ABOVE ARE INCLUDED IN YEARS OF SERVICE = 30.

DHOC - DOD ACTUARY'S OFFICE

NUMBER OF MILITARY PERSONNEL RECEIVING RETIRED PAY AS OF SEPT 30, 1983 BY RANK AND YOS FOR RETIREMENT PURPOSES

YOS	NAVY											NON DISABILITY EXCLUDING RESERVE RET											RECEIVING RETIRED PAY AS OF SEPT 30, 1983 BY RANK AND YOS FOR RETIREMENT PURPOSES										
	TOTAL	UNK	0-10	0-9	0-8	0-7	0-6	0-5	0-4	0-3	0-2	0-1	W-4	W-3	W-2	W-1	E-9	E-8	E-7	E-6	E-5	E-4	E-3	E-2	E-1								
0	0	0	0	0	0	0	0	0	0	0	0	0	0	0	0	0	0	0	0	0	0	0	0	0	0								
1	0	0	0	0	0	0	0	0	0	0	0	0	0	0	0	0	0	0	0	0	0	0	0	0	0								
2	0	0	0	0	0	0	0	0	0	0	0	0	0	0	0	0	0	0	0	0	0	0	0	0	0								
3	0	0	0	0	0	0	0	0	0	0	0	0	0	0	0	0	0	0	0	0	0	0	0	0	0								
4	0	0	0	0	0	0	0	0	0	0	0	0	0	0	0	0	0	0	0	0	0	0	0	0	0								
5	0	0	0	0	0	0	0	0	0	0	0	0	0	0	0	0	0	0	0	0	0	0	0	0	0								
6	0	0	0	0	0	0	0	0	0	0	0	0	0	0	0	0	0	0	0	0	0	0	0	0	0								
7	0	0	0	0	0	0	0	0	0	0	0	0	0	0	0	0	0	0	0	0	0	0	0	0	0								
8	0	0	0	0	0	0	0	0	0	0	0	0	0	0	0	0	0	0	0	0	0	0	0	0	0								
9	0	0	0	0	0	0	0	0	0	0	0	0	0	0	0	0	0	0	0	0	0	0	0	0	0								
10	0	0	0	0	0	0	0	0	0	0	0	0	0	0	0	0	0	0	0	0	0	0	0	0	0								
11	0	0	0	0	0	0	0	0	0	0	0	0	0	0	0	0	0	0	0	0	0	0	0	0	0								
12	0	0	0	0	0	0	0	0	0	0	0	0	0	0	0	0	0	0	0	0	0	0	0	0	0								
13	0	0	0	0	0	0	0	0	0	0	0	0	0	0	0	0	0	0	0	0	0	0	0	0	0								
14	0	0	0	0	0	0	0	0	0	0	0	0	0	0	0	0	0	0	0	0	0	0	0	0	0								
15	0	0	0	0	0	0	0	0	0	0	0	0	0	0	0	0	0	0	0	0	0	0	0	0	0								
16	0	0	0	0	0	0	0	0	0	0	0	0	0	0	0	0	0	0	0	0	0	0	0	0	0								
17	0	0	0	0	0	0	0	0	0	0	0	0	0	0	0	0	0	0	0	0	0	0	0	0	0								
18	0	0	0	0	0	0	0	0	0	0	0	0	0	0	0	0	0	0	0	0	0	0	0	0	0								
19	0	0	0	0	0	0	0	0	0	0	0	0	0	0	0	0	0	0	0	0	0	0	0	0	0								
20	0	0	0	0	0	0	0	0	0	0	0	0	0	0	0	0	0	0	0	0	0	0	0	0	0								
21	0	0	0	0	0	0	0	0	0	0	0	0	0	0	0	0	0	0	0	0	0	0	0	0	0								
22	0	0	0	0	0	0	0	0	0	0	0	0	0	0	0	0	0	0	0	0	0	0	0	0	0								
23	0	0	0	0	0	0	0	0	0	0	0	0	0	0	0	0	0	0	0	0	0	0	0	0	0								
24	0	0	0	0	0	0	0	0	0	0	0	0	0	0	0	0	0	0	0	0	0	0	0	0	0								
25	0	0	0	0	0	0	0	0	0	0	0	0	0	0	0	0	0	0	0	0	0	0	0	0	0								
26	0	0	0	0	0	0	0	0	0	0	0	0	0	0	0	0	0	0	0	0	0	0	0	0	0								
27	0	0	0	0	0	0	0	0	0	0	0	0	0	0	0	0	0	0	0	0	0	0	0	0	0								
28	0	0	0	0	0	0	0	0	0	0	0	0	0	0	0	0	0	0	0	0	0	0	0	0	0								
29	0	0	0	0	0	0	0	0	0	0	0	0	0	0	0	0	0	0	0	0	0	0	0	0	0								
30	0	0	0	0	0	0	0	0	0	0	0	0	0	0	0	0	0	0	0	0	0	0	0	0	0								
31	0	0	0	0	0	0	0	0	0	0	0	0	0	0	0	0	0	0	0	0	0	0	0	0	0								
32	0	0	0	0	0	0	0	0	0	0	0	0	0	0	0	0	0	0	0	0	0	0	0	0	0								
33	0	0	0	0	0	0	0	0	0	0	0	0	0	0	0	0	0	0	0	0	0	0	0	0	0								
34	0	0	0	0	0	0	0	0	0	0	0	0	0	0	0	0	0	0	0	0	0	0	0	0	0								
35	0	0	0	0	0	0	0	0	0	0	0	0	0	0	0	0	0	0	0	0	0	0	0	0	0								
36	0	0	0	0	0	0	0	0	0	0	0	0	0	0	0	0	0	0	0	0	0	0	0	0	0								
37	0	0	0	0	0	0	0	0	0	0	0	0	0	0	0	0	0	0	0	0	0	0	0	0	0								
38	0	0	0	0	0	0	0	0	0	0	0	0	0	0	0	0	0	0	0	0	0	0	0	0	0								
39	0	0	0	0	0	0	0	0	0	0	0	0	0	0	0	0	0	0	0	0	0	0	0	0	0								
40	0	0	0	0	0	0	0	0	0	0	0	0	0	0	0	0	0	0	0	0	0	0	0	0	0								
41	0	0	0	0	0	0	0	0	0	0	0	0	0	0	0	0	0	0	0	0	0	0	0	0	0								
42	0	0	0	0	0	0	0	0	0	0	0	0	0	0	0	0	0	0	0	0	0	0	0	0	0								
43	0	0	0	0	0	0	0	0	0	0	0	0	0	0	0	0	0	0	0	0	0	0	0	0	0								
UNK	230	0	1	0	0	0	3	4	25	5	1	0	0	1	6	5	1	57	51	41	20	8	1	0									
TOT	276509	0	30	131	598	87	11157	14182	16857	5768	967	90	3032	2398	3789	1126	13073	24153	99232	64167	13212	2917	520	3									
AVG	22.5	0.3	30.4	30.4	30.4	30.1	28.2	25.2	24.5	24.3	22.8	22.1	24.4	22.7	21.8	21.5	21.0	21.0	21.0	21.0	21.0	20.8	20.7	20.5									

OFFICERS: AVERAGE/25.36 MODE/30

CURRENT FISCAL YEAR (1983) FIGURES ARE PRELIMINARY AND SUBJECT TO MINOR ADJUSTMENTS.

FIGURES INCLUDE ONLY RETIREES IN PAY STATUS (CURRENTLY RECEIVING PAYMENT FROM DOD) AND HAVE NOT BEEN ADJUSTED TO BUDGET FIGURES.

MINOR CHANGES WERE MADE IN THE DEFINITION OF YEARS OF SERVICE (YOS) BEGINNING WITH THE F83 STATISTICAL REPORT.

NAVY FIGURES FOR YEARS OF SERVICE 30 AND ABOVE ARE INCLUDED IN YEARS OF SERVICE = 30.

ENLISTED: AVERAGE/21.76 MODE/20

DMOC - DOD ACTUARY'S OFFICE

NUMBER OF MILITARY PERSONNEL RECEIVING RETIRED PAY AS OF SEPT 30, 1983 BY RANK AND YOS FOR RETIREMENT PURPOSES

YOS	TOTAL	DISABILITY ONLY										E-1	E-2	E-3	E-4	E-5	E-6	E-7	E-8	E-9	M-1	M-2	M-3	M-4	M-5	M-6	M-7	M-8	M-9	M-10	M-11	M-12	M-13	M-14	M-15	M-16	M-17	M-18	M-19	M-20	M-21	M-22	M-23	M-24	M-25	M-26	M-27	M-28	M-29	M-30	M-31	M-32	M-33	M-34	M-35	M-36	M-37	M-38	M-39	M-40	M-41	M-42	M-43	M-44	M-45	M-46	M-47	M-48	M-49	M-50	M-51	M-52	M-53	M-54	M-55	M-56	M-57	M-58	M-59	M-60	M-61	M-62	M-63	M-64	M-65	M-66	M-67	M-68	M-69	M-70	M-71	M-72	M-73	M-74	M-75	M-76	M-77	M-78	M-79	M-80	M-81	M-82	M-83	M-84	M-85	M-86	M-87	M-88	M-89	M-90	M-91	M-92	M-93	M-94	M-95	M-96	M-97	M-98	M-99	M-100	M-101	M-102	M-103	M-104	M-105	M-106	M-107	M-108	M-109	M-110	M-111	M-112	M-113	M-114	M-115	M-116	M-117	M-118	M-119	M-120	M-121	M-122	M-123	M-124	M-125	M-126	M-127	M-128	M-129	M-130	M-131	M-132	M-133	M-134	M-135	M-136	M-137	M-138	M-139	M-140	M-141	M-142	M-143	M-144	M-145	M-146	M-147	M-148	M-149	M-150	M-151	M-152	M-153	M-154	M-155	M-156	M-157	M-158	M-159	M-160	M-161	M-162	M-163	M-164	M-165	M-166	M-167	M-168	M-169	M-170	M-171	M-172	M-173	M-174	M-175	M-176	M-177	M-178	M-179	M-180	M-181	M-182	M-183	M-184	M-185	M-186	M-187	M-188	M-189	M-190	M-191	M-192	M-193	M-194	M-195	M-196	M-197	M-198	M-199	M-200	M-201	M-202	M-203	M-204	M-205	M-206	M-207	M-208	M-209	M-210	M-211	M-212	M-213	M-214	M-215	M-216	M-217	M-218	M-219	M-220	M-221	M-222	M-223	M-224	M-225	M-226	M-227	M-228	M-229	M-230	M-231	M-232	M-233	M-234	M-235	M-236	M-237	M-238	M-239	M-240	M-241	M-242	M-243	M-244	M-245	M-246	M-247	M-248	M-249	M-250	M-251	M-252	M-253	M-254	M-255	M-256	M-257	M-258	M-259	M-260	M-261	M-262	M-263	M-264	M-265	M-266	M-267	M-268	M-269	M-270	M-271	M-272	M-273	M-274	M-275	M-276	M-277	M-278	M-279	M-280	M-281	M-282	M-283	M-284	M-285	M-286	M-287	M-288	M-289	M-290	M-291	M-292	M-293	M-294	M-295	M-296	M-297	M-298	M-299	M-300	M-301	M-302	M-303	M-304	M-305	M-306	M-307	M-308	M-309	M-310	M-311	M-312	M-313	M-314	M-315	M-316	M-317	M-318	M-319	M-320	M-321	M-322	M-323	M-324	M-325	M-326	M-327	M-328	M-329	M-330	M-331	M-332	M-333	M-334	M-335	M-336	M-337	M-338	M-339	M-340	M-341	M-342	M-343	M-344	M-345	M-346	M-347	M-348	M-349	M-350	M-351	M-352	M-353	M-354	M-355	M-356	M-357	M-358	M-359	M-360	M-361	M-362	M-363	M-364	M-365	M-366	M-367	M-368	M-369	M-370	M-371	M-372	M-373	M-374	M-375	M-376	M-377	M-378	M-379	M-380	M-381	M-382	M-383	M-384	M-385	M-386	M-387	M-388	M-389	M-390	M-391	M-392	M-393	M-394	M-395	M-396	M-397	M-398	M-399	M-400	M-401	M-402	M-403	M-404	M-405	M-406	M-407	M-408	M-409	M-410	M-411	M-412	M-413	M-414	M-415	M-416	M-417	M-418	M-419	M-420	M-421	M-422	M-423	M-424	M-425	M-426	M-427	M-428	M-429	M-430	M-431	M-432	M-433	M-434	M-435	M-436	M-437	M-438	M-439	M-440	M-441	M-442	M-443	M-444	M-445	M-446	M-447	M-448	M-449	M-450	M-451	M-452	M-453	M-454	M-455	M-456	M-457	M-458	M-459	M-460	M-461	M-462	M-463	M-464	M-465	M-466	M-467	M-468	M-469	M-470	M-471	M-472	M-473	M-474	M-475	M-476	M-477	M-478	M-479	M-480	M-481	M-482	M-483	M-484	M-485	M-486	M-487	M-488	M-489	M-490	M-491	M-492	M-493	M-494	M-495	M-496	M-497	M-498	M-499	M-500	M-501	M-502	M-503	M-504	M-505	M-506	M-507	M-508	M-509	M-510	M-511	M-512	M-513	M-514	M-515	M-516	M-517	M-518	M-519	M-520	M-521	M-522	M-523	M-524	M-525	M-526	M-527	M-528	M-529	M-530	M-531	M-532	M-533	M-534	M-535	M-536	M-537	M-538	M-539	M-540	M-541	M-542	M-543	M-544	M-545	M-546	M-547	M-548	M-549	M-550	M-551	M-552	M-553	M-554	M-555	M-556	M-557	M-558	M-559	M-560	M-561	M-562	M-563	M-564	M-565	M-566	M-567	M-568	M-569	M-570	M-571	M-572	M-573	M-574	M-575	M-576	M-577	M-578	M-579	M-580	M-581	M-582	M-583	M-584	M-585	M-586	M-587	M-588	M-589	M-590	M-591	M-592	M-593	M-594	M-595	M-596	M-597	M-598	M-599	M-600	M-601	M-602	M-603	M-604	M-605	M-606	M-607	M-608	M-609	M-610	M-611	M-612	M-613	M-614	M-615	M-616	M-617	M-618	M-619	M-620	M-621	M-622	M-623	M-624	M-625	M-626	M-627	M-628	M-629	M-630	M-631	M-632	M-633	M-634	M-635	M-636	M-637	M-638	M-639	M-640	M-641	M-642	M-643	M-644	M-645	M-646	M-647	M-648	M-649	M-650	M-651	M-652	M-653	M-654	M-655	M-656	M-657	M-658	M-659	M-660	M-661	M-662	M-663	M-664	M-665	M-666	M-667	M-668	M-669	M-670	M-671	M-672	M-673	M-674	M-675	M-676	M-677	M-678	M-679	M-680	M-681	M-682	M-683	M-684	M-685	M-686	M-687	M-688	M-689	M-690	M-691	M-692	M-693	M-694	M-695	M-696	M-697	M-698	M-699	M-700	M-701	M-702	M-703	M-704	M-705	M-706	M-707	M-708	M-709	M-710	M-711	M-712	M-713	M-714	M-715	M-716	M-717	M-718	M-719	M-720	M-721	M-722	M-723	M-724	M-725	M-726	M-727	M-728	M-729	M-730	M-731	M-732	M-733	M-734	M-735	M-736	M-737	M-738	M-739	M-740	M-741	M-742	M-743	M-744	M-745	M-746	M-747	M-748	M-749	M-750	M-751	M-752	M-753	M-754	M-755	M-756	M-757	M-758	M-759	M-760	M-761	M-762	M-763	M-764	M-765	M-766	M-767	M-768	M-769	M-770	M-771	M-772	M-773	M-774	M-775	M-776	M-777	M-778	M-779	M-780	M-781	M-782	M-783	M-784	M-785	M-786	M-787	M-788	M-789	M-790	M-791	M-792	M-793	M-794	M-795	M-796	M-797	M-798	M-799	M-800	M-801	M-802	M-803	M-804	M-805	M-806	M-807	M-808	M-809	M-810	M-811	M-812	M-813	M-814	M-815	M-816	M-817	M-818	M-819	M-820	M-821	M-822	M-823	M-824	M-825	M-826	M-827	M-828	M-829	M-830	M-831	M-832	M-833	M-834	M-835	M-836	M-837	M-838	M-839	M-840	M-841	M-842	M-843	M-844	M-845	M-846	M-847	M-848	M-849	M-850	M-851	M-852	M-853	M-854	M-855	M-856	M-857	M-858	M-859	M-860	M-861	M-862	M-863	M-864	M-865	M-866	M-867	M-868	M-869	M-870	M-871	M-872	M-873	M-874
-----	-------	-----------------	--	--	--	--	--	--	--	--	--	-----	-----	-----	-----	-----	-----	-----	-----	-----	-----	-----	-----	-----	-----	-----	-----	-----	-----	------	------	------	------	------	------	------	------	------	------	------	------	------	------	------	------	------	------	------	------	------	------	------	------	------	------	------	------	------	------	------	------	------	------	------	------	------	------	------	------	------	------	------	------	------	------	------	------	------	------	------	------	------	------	------	------	------	------	------	------	------	------	------	------	------	------	------	------	------	------	------	------	------	------	------	------	------	------	------	------	------	------	------	------	------	------	------	------	------	------	-------	-------	-------	-------	-------	-------	-------	-------	-------	-------	-------	-------	-------	-------	-------	-------	-------	-------	-------	-------	-------	-------	-------	-------	-------	-------	-------	-------	-------	-------	-------	-------	-------	-------	-------	-------	-------	-------	-------	-------	-------	-------	-------	-------	-------	-------	-------	-------	-------	-------	-------	-------	-------	-------	-------	-------	-------	-------	-------	-------	-------	-------	-------	-------	-------	-------	-------	-------	-------	-------	-------	-------	-------	-------	-------	-------	-------	-------	-------	-------	-------	-------	-------	-------	-------	-------	-------	-------	-------	-------	-------	-------	-------	-------	-------	-------	-------	-------	-------	-------	-------	-------	-------	-------	-------	-------	-------	-------	-------	-------	-------	-------	-------	-------	-------	-------	-------	-------	-------	-------	-------	-------	-------	-------	-------	-------	-------	-------	-------	-------	-------	-------	-------	-------	-------	-------	-------	-------	-------	-------	-------	-------	-------	-------	-------	-------	-------	-------	-------	-------	-------	-------	-------	-------	-------	-------	-------	-------	-------	-------	-------	-------	-------	-------	-------	-------	-------	-------	-------	-------	-------	-------	-------	-------	-------	-------	-------	-------	-------	-------	-------	-------	-------	-------	-------	-------	-------	-------	-------	-------	-------	-------	-------	-------	-------	-------	-------	-------	-------	-------	-------	-------	-------	-------	-------	-------	-------	-------	-------	-------	-------	-------	-------	-------	-------	-------	-------	-------	-------	-------	-------	-------	-------	-------	-------	-------	-------	-------	-------	-------	-------	-------	-------	-------	-------	-------	-------	-------	-------	-------	-------	-------	-------	-------	-------	-------	-------	-------	-------	-------	-------	-------	-------	-------	-------	-------	-------	-------	-------	-------	-------	-------	-------	-------	-------	-------	-------	-------	-------	-------	-------	-------	-------	-------	-------	-------	-------	-------	-------	-------	-------	-------	-------	-------	-------	-------	-------	-------	-------	-------	-------	-------	-------	-------	-------	-------	-------	-------	-------	-------	-------	-------	-------	-------	-------	-------	-------	-------	-------	-------	-------	-------	-------	-------	-------	-------	-------	-------	-------	-------	-------	-------	-------	-------	-------	-------	-------	-------	-------	-------	-------	-------	-------	-------	-------	-------	-------	-------	-------	-------	-------	-------	-------	-------	-------	-------	-------	-------	-------	-------	-------	-------	-------	-------	-------	-------	-------	-------	-------	-------	-------	-------	-------	-------	-------	-------	-------	-------	-------	-------	-------	-------	-------	-------	-------	-------	-------	-------	-------	-------	-------	-------	-------	-------	-------	-------	-------	-------	-------	-------	-------	-------	-------	-------	-------	-------	-------	-------	-------	-------	-------	-------	-------	-------	-------	-------	-------	-------	-------	-------	-------	-------	-------	-------	-------	-------	-------	-------	-------	-------	-------	-------	-------	-------	-------	-------	-------	-------	-------	-------	-------	-------	-------	-------	-------	-------	-------	-------	-------	-------	-------	-------	-------	-------	-------	-------	-------	-------	-------	-------	-------	-------	-------	-------	-------	-------	-------	-------	-------	-------	-------	-------	-------	-------	-------	-------	-------	-------	-------	-------	-------	-------	-------	-------	-------	-------	-------	-------	-------	-------	-------	-------	-------	-------	-------	-------	-------	-------	-------	-------	-------	-------	-------	-------	-------	-------	-------	-------	-------	-------	-------	-------	-------	-------	-------	-------	-------	-------	-------	-------	-------	-------	-------	-------	-------	-------	-------	-------	-------	-------	-------	-------	-------	-------	-------	-------	-------	-------	-------	-------	-------	-------	-------	-------	-------	-------	-------	-------	-------	-------	-------	-------	-------	-------	-------	-------	-------	-------	-------	-------	-------	-------	-------	-------	-------	-------	-------	-------	-------	-------	-------	-------	-------	-------	-------	-------	-------	-------	-------	-------	-------	-------	-------	-------	-------	-------	-------	-------	-------	-------	-------	-------	-------	-------	-------	-------	-------	-------	-------	-------	-------	-------	-------	-------	-------	-------	-------	-------	-------	-------	-------	-------	-------	-------	-------	-------	-------	-------	-------	-------	-------	-------	-------	-------	-------	-------	-------	-------	-------	-------	-------	-------	-------	-------	-------	-------	-------	-------	-------	-------	-------	-------	-------	-------	-------	-------	-------	-------	-------	-------	-------	-------	-------	-------	-------	-------	-------	-------	-------	-------	-------	-------	-------	-------	-------	-------	-------	-------	-------	-------	-------	-------	-------	-------	-------	-------	-------	-------	-------	-------	-------	-------	-------	-------	-------	-------	-------	-------	-------	-------	-------	-------	-------	-------	-------	-------	-------	-------	-------	-------	-------	-------	-------	-------	-------	-------	-------	-------	-------	-------	-------	-------	-------	-------	-------	-------	-------	-------	-------	-------	-------	-------	-------	-------	-------	-------	-------	-------	-------	-------	-------	-------	-------	-------	-------	-------	-------	-------	-------	-------	-------	-------	-------	-------	-------	-------	-------	-------	-------	-------	-------	-------	-------	-------	-------	-------	-------	-------	-------	-------	-------	-------	-------	-------	-------	-------	-------	-------	-------	-------	-------	-------	-------	-------	-------	-------	-------	-------	-------	-------	-------	-------	-------	-------	-------

NUMBER OF MILITARY PERSONNEL RECEIVING RETIRED PAY AS OF SEPT 30, 1983 BY RANK AND YOS FOR RETIREMENT PURPOSES

NON DISABILITY EXCLUDING RESERVE RET

MARINE CORPS

YOS

YOS	TOTAL	UNK	0-10	0-9	0-8	0-7	0-6	0-5	0-4	0-3	0-2	0-1	M-4	M-3	M-2	M-1	E-9	E-8	E-7	E-6	E-5	E-4	E-3	E-2	E-1
0	0	0	0	0	0	0	0	0	0	0	0	0	0	0	0	0	0	0	0	0	0	0	0	0	0
1	0	0	0	0	0	0	0	0	0	0	0	0	0	0	0	0	0	0	0	0	0	0	0	0	0
2	0	0	0	0	0	0	0	0	0	0	0	0	0	0	0	0	0	0	0	0	0	0	0	0	0
3	0	0	0	0	0	0	0	0	0	0	0	0	0	0	0	0	0	0	0	0	0	0	0	0	0
4	0	0	0	0	0	0	0	0	0	0	0	0	0	0	0	0	0	0	0	0	0	0	0	0	0
5	0	0	0	0	0	0	0	0	0	0	0	0	0	0	0	0	0	0	0	0	0	0	0	0	0
6	0	0	0	0	0	0	0	0	0	0	0	0	0	0	0	0	0	0	0	0	0	0	0	0	0
7	0	0	0	0	0	0	0	0	0	0	0	0	0	0	0	0	0	0	0	0	0	0	0	0	0
8	0	0	0	0	0	0	0	0	0	0	0	0	0	0	0	0	0	0	0	0	0	0	0	0	0
9	0	0	0	0	0	0	0	0	0	0	0	0	0	0	0	0	0	0	0	0	0	0	0	0	0
10	0	0	0	0	0	0	0	0	0	0	0	0	0	0	0	0	0	0	0	0	0	0	0	0	0
11	0	0	0	0	0	0	0	0	0	0	0	0	0	0	0	0	0	0	0	0	0	0	0	0	0
12	0	0	0	0	0	0	0	0	0	0	0	0	0	0	0	0	0	0	0	0	0	0	0	0	0
13	0	0	0	0	0	0	0	0	0	0	0	0	0	0	0	0	0	0	0	0	0	0	0	0	0
14	0	0	0	0	0	0	0	0	0	0	0	0	0	0	0	0	0	0	0	0	0	0	0	0	0
15	0	0	0	0	0	0	0	0	0	0	0	0	0	0	0	0	0	0	0	0	0	0	0	0	0
16	0	0	0	0	0	0	0	0	0	0	0	0	0	0	0	0	0	0	0	0	0	0	0	0	0
17	0	0	0	0	0	0	0	0	0	0	0	0	0	0	0	0	0	0	0	0	0	0	0	0	0
18	0	0	0	0	0	0	0	0	0	0	0	0	0	0	0	0	0	0	0	0	0	0	0	0	0
19	986	0	0	0	0	0	0	17	27	311	23	5	0	0	61	22	128	195	481	205	0	0	0	0	0
20	1804	0	0	0	0	0	32	630	1107	1779	20	21	0	0	273	119	338	182	583	238	0	0	0	0	0
21	5914	0	0	0	0	0	21	375	656	486	91	2	0	0	119	41	393	193	1439	238	0	0	0	0	0
22	2722	0	0	0	0	0	62	337	483	432	48	0	0	0	107	20	350	173	359	19	0	0	0	0	0
23	2032	0	0	0	0	0	70	367	272	211	15	0	0	0	62	10	325	491	218	22	0	0	0	0	0
24	1197	0	0	0	0	0	68	276	205	117	10	0	0	0	29	5	320	123	108	2	0	0	0	0	0
25	11281	0	0	0	0	0	232	161	162	101	6	0	0	0	24	2	551	229	11	2	0	0	0	0	0
26	11961	0	0	0	0	0	231	181	119	76	3	0	0	0	113	2	356	100	11	1	0	0	0	0	0
27	795	0	0	0	0	0	176	130	36	36	1	0	0	0	2	0	271	36	6	1	0	0	0	0	0
28	1709	0	0	0	0	0	268	147	195	73	1	0	0	0	22	1	44	56	29	1	0	0	0	0	0
29	237	0	0	0	0	0	114	28	14	9	0	0	0	0	1	0	13	1	1	0	0	0	0	0	0
30	138	0	0	0	0	0	18	11	19	1	0	0	0	0	1	0	0	0	0	0	0	0	0	0	0
31	820	0	0	0	0	0	43	11	7	16	0	0	0	0	10	0	200	16	0	0	0	0	0	0	0
32	270	0	0	0	0	0	21	3	0	0	0	0	0	0	10	0	0	0	0	0	0	0	0	0	0
33	119	0	0	0	0	0	3	2	10	0	0	0	0	0	10	0	0	0	0	0	0	0	0	0	0
34	6	0	0	0	0	0	1	0	0	0	0	0	0	0	0	0	0	0	0	0	0	0	0	0	0
35	1	0	0	0	0	0	1	0	0	0	0	0	0	0	0	0	0	0	0	0	0	0	0	0	0
36	3	0	0	0	0	0	1	0	5	0	0	0	0	0	1	1	1	0	4	3	0	0	0	0	0
UNK	19	0	0	0	0	0	1	0	0	0	0	0	0	0	0	0	0	0	0	0	0	0	0	0	0
TOT	51814	0	0	0	0	0	2096	3612	3687	3537	574	32	644	396	808	262	4412	10971	14560	4926	1006	83	16	6	1
AVG	22.3	0.0	37.7	36.0	34.0	31.2	28.6	24.3	23.0	22.2	21.2	21.2	28.1	24.5	22.4	21.7	25.8	21.6	20.7	20.2	20.3	20.5	20.2	20.5	20.5

ENLISTED: AVERAGE/21.51 MODE/20

OFFICERS: AVERAGE/24.12 MODE/20

CURRENT FISCAL YEAR (1983) FIGURES ARE PRELIMINARY AND SUBJECT TO MINOR ADJUSTMENTS. FIGURES INCLUDE ONLY RETIREES IN PAY STATUS (CURRENTLY RECEIVING PAYMENT FROM DOD) AND HAVE NOT BEEN ADJUSTED TO BUDGET FIGURES. MINOR CHANGES WERE MADE IN THE DEFINITION OF YEARS OF SERVICE (YOS) BEGINNING WITH THE FB3 STATISTICAL REPORT.

DNDC - DOD ACTUARY'S OFFICE

NUMBER OF MILITARY PERSONNEL RECEIVING RETIRED PAY AS OF SEPT 30, 1983 BY RANK AND YOS FOR RETIREMENT PURPOSES

YOS	TOTAL	MARINE CORPS										DISABILITY ONLY										RECEIVING RETIRED PAY AS OF SEPT 30, 1983 BY RANK AND YOS FOR RETIREMENT PURPOSES									
		UNK	0-10	0-9	0-8	0-7	0-6	0-5	0-4	0-3	0-2	0-1	M-4	M-3	M-2	M-1	E-9	E-8	E-7	E-6	E-5	E-4	E-3	E-2	E-1						
0	99	0	0	0	0	0	0	0	0	0	0	0	0	0	0	0	0	0	0	0	0	0	0	0	0						
1	172	0	0	0	0	0	0	0	0	0	0	0	0	0	0	0	0	0	0	0	0	0	0	0	0						
2	1439	0	0	0	0	0	0	0	0	0	0	0	0	0	0	0	0	0	0	0	0	0	0	0	0						
3	929	0	0	0	0	0	0	0	0	0	0	0	0	0	0	0	0	0	0	0	0	0	0	0	0						
4	2377	0	0	0	0	0	0	0	0	0	0	0	0	0	0	0	0	0	0	0	0	0	0	0	0						
5	2252	0	0	0	0	0	0	0	0	0	0	0	0	0	0	0	0	0	0	0	0	0	0	0	0						
6	22	0	0	0	0	0	0	0	0	0	0	0	0	0	0	0	0	0	0	0	0	0	0	0	0						
7	215	0	0	0	0	0	0	0	0	0	0	0	0	0	0	0	0	0	0	0	0	0	0	0	0						
8	209	0	0	0	0	0	0	0	0	0	0	0	0	0	0	0	0	0	0	0	0	0	0	0	0						
9	2211	0	0	0	0	0	0	0	0	0	0	0	0	0	0	0	0	0	0	0	0	0	0	0	0						
10	176	0	0	0	0	0	0	0	0	0	0	0	0	0	0	0	0	0	0	0	0	0	0	0	0						
11	187	0	0	0	0	0	0	0	0	0	0	0	0	0	0	0	0	0	0	0	0	0	0	0	0						
12	172	0	0	0	0	0	0	0	0	0	0	0	0	0	0	0	0	0	0	0	0	0	0	0	0						
13	1140	0	0	0	0	0	0	0	0	0	0	0	0	0	0	0	0	0	0	0	0	0	0	0	0						
14	1108	0	0	0	0	0	0	0	0	0	0	0	0	0	0	0	0	0	0	0	0	0	0	0	0						
15	1118	0	0	0	0	0	0	0	0	0	0	0	0	0	0	0	0	0	0	0	0	0	0	0	0						
16	135	0	0	0	0	0	0	0	0	0	0	0	0	0	0	0	0	0	0	0	0	0	0	0	0						
17	105	0	0	0	0	0	0	0	0	0	0	0	0	0	0	0	0	0	0	0	0	0	0	0	0						
18	145	0	0	0	0	0	0	0	0	0	0	0	0	0	0	0	0	0	0	0	0	0	0	0	0						
19	202	0	0	0	0	0	0	0	0	0	0	0	0	0	0	0	0	0	0	0	0	0	0	0	0						
20	213	0	0	0	0	0	0	0	0	0	0	0	0	0	0	0	0	0	0	0	0	0	0	0	0						
21	170	0	0	0	0	0	0	0	0	0	0	0	0	0	0	0	0	0	0	0	0	0	0	0	0						
22	245	0	0	0	0	0	0	0	0	0	0	0	0	0	0	0	0	0	0	0	0	0	0	0	0						
23	229	0	0	0	0	0	0	0	0	0	0	0	0	0	0	0	0	0	0	0	0	0	0	0	0						
24	205	0	0	0	0	0	0	0	0	0	0	0	0	0	0	0	0	0	0	0	0	0	0	0	0						
25	228	0	0	0	0	0	0	0	0	0	0	0	0	0	0	0	0	0	0	0	0	0	0	0	0						
26	115	0	0	0	0	0	0	0	0	0	0	0	0	0	0	0	0	0	0	0	0	0	0	0	0						
27	225	0	0	0	0	0	0	0	0	0	0	0	0	0	0	0	0	0	0	0	0	0	0	0	0						
28	224	0	0	0	0	0	0	0	0	0	0	0	0	0	0	0	0	0	0	0	0	0	0	0	0						
29	225	0	0	0	0	0	0	0	0	0	0	0	0	0	0	0	0	0	0	0	0	0	0	0	0						
30	214	0	0	0	0	0	0	0	0	0	0	0	0	0	0	0	0	0	0	0	0	0	0	0	0						
31	233	0	0	0	0	0	0	0	0	0	0	0	0	0	0	0	0	0	0	0	0	0	0	0	0						
32	34	0	0	0	0	0	0	0	0	0	0	0	0	0	0	0	0	0	0	0	0	0	0	0	0						
33	35	0	0	0	0	0	0	0	0	0	0	0	0	0	0	0	0	0	0	0	0	0	0	0	0						
34	35	0	0	0	0	0	0	0	0	0	0	0	0	0	0	0	0	0	0	0	0	0	0	0	0						
35	37	0	0	0	0	0	0	0	0	0	0	0	0	0	0	0	0	0	0	0	0	0	0	0	0						
36	37	0	0	0	0	0	0	0	0	0	0	0	0	0	0	0	0	0	0	0	0	0	0	0	0						
37	38	0	0	0	0	0	0	0	0	0	0	0	0	0	0	0	0	0	0	0	0	0	0	0	0						
38	39	0	0	0	0	0	0	0	0	0	0	0	0	0	0	0	0	0	0	0	0	0	0	0	0						
39	40	0	0	0	0	0	0	0	0	0	0	0	0	0	0	0	0	0	0	0	0	0	0	0	0						
40	41	0	0	0	0	0	0	0	0	0	0	0	0	0	0	0	0	0	0	0	0	0	0	0	0						
41	41	0	0	0	0	0	0	0	0	0	0	0	0	0	0	0	0	0	0	0	0	0	0	0	0						
42	43	0	0	0	0	0	0	0	0	0	0	0	0	0	0	0	0	0	0	0	0	0	0	0	0						
UNK	0	0	0	0	0	0	0	0	0	0	0	0	0	0	0	0	0	0	0	0	0	0	0	0	0						
TOT	12047	0	2	13	19	20	263	313	376	846	638	132	59	41	83	46	339	735	1161	1067	1599	1791	1335	730	439						
AVG	10.7	6.0	35.0	36.1	33.2	30.4	27.2	22.5	18.5	13.2	5.7	3.8	28.0	23.7	20.3	15.5	26.3	21.9	19.3	13.8	6.9	3.7	2.8	2.3	1.8						

OFFICERS: AVERAGE/15.19 MODE/20
 CURRENT FISCAL YEAR (1983) FIGURES ARE PRELIMINARY AND SUBJECT TO MINOR ADJUSTMENTS.
 FIGURES INCLUDE ONLY RETIREES IN PAY STATUS (CURRENTLY RECEIVING PAYMENT FROM DOD) AND HAVE NOT BEEN ADJUSTED TO BUDGET FIGURES.
 MINOR CHANGES WERE MADE IN THE DEFINITION OF YEARS OF SERVICE (YOS) BEGINNING WITH THE FBI STATISTICAL REPORT.

DMDC - DOD ACTUARY'S OFFICE

NUMBER OF MILITARY PERSONNEL RETIRED DURING FY1983 AND RECEIVING RETIRED PAY AS OF SEPT 30, 1983 BY RANK AND RETIRED AGE

NAVY
NON DISABILITY INCLUDING RESERVE RET

RET AGE	UNK	0-10	0-9	0-8	0-7	0-6	0-5	0-4	0-3	0-2	0-1	M-4	M-3	M-2	M-1	E-9	E-8	E-7	E-6	E-5	E-4	E-3	E-2	E-1
TOTAL	0000	0000	0000	0000	0000	0000	0000	0000	0000	0000	0000	0000	0000	0000	0000	0000	0000	0000	0000	0000	0000	0000	0000	0000
35	25	0	0	0	0	0	0	0	0	0	0	0	0	0	0	0	0	0	0	0	0	0	0	0
36	25	0	0	0	0	0	0	0	0	0	0	0	0	0	0	0	0	0	0	0	0	0	0	0
37	67	0	0	0	0	0	0	0	0	0	0	0	0	0	0	0	0	0	0	0	0	0	0	0
38	85	0	0	0	0	0	0	0	0	0	0	0	0	0	0	0	0	0	0	0	0	0	0	0
39	0	0	0	0	0	0	0	0	0	0	0	0	0	0	0	0	0	0	0	0	0	0	0	0
40	670	0	0	0	0	0	0	0	0	0	0	0	0	0	0	0	0	0	0	0	0	0	0	0
41	100	0	0	0	0	0	0	0	0	0	0	0	0	0	0	0	0	0	0	0	0	0	0	0
42	397	0	0	0	0	0	0	0	0	0	0	0	0	0	0	0	0	0	0	0	0	0	0	0
43	303	0	0	0	0	0	0	0	0	0	0	0	0	0	0	0	0	0	0	0	0	0	0	0
44	225	0	0	0	0	0	0	0	0	0	0	0	0	0	0	0	0	0	0	0	0	0	0	0
45	177	0	0	0	0	0	0	0	0	0	0	0	0	0	0	0	0	0	0	0	0	0	0	0
46	121	0	0	0	0	0	0	0	0	0	0	0	0	0	0	0	0	0	0	0	0	0	0	0
47	98	0	0	0	0	0	0	0	0	0	0	0	0	0	0	0	0	0	0	0	0	0	0	0
48	117	0	0	0	0	0	0	0	0	0	0	0	0	0	0	0	0	0	0	0	0	0	0	0
49	55	0	0	0	0	0	0	0	0	0	0	0	0	0	0	0	0	0	0	0	0	0	0	0
50	19	0	0	0	0	0	0	0	0	0	0	0	0	0	0	0	0	0	0	0	0	0	0	0
51	210	0	0	0	0	0	0	0	0	0	0	0	0	0	0	0	0	0	0	0	0	0	0	0
52	22	0	0	0	0	0	0	0	0	0	0	0	0	0	0	0	0	0	0	0	0	0	0	0
53	1	0	0	0	0	0	0	0	0	0	0	0	0	0	0	0	0	0	0	0	0	0	0	0
54	2	0	0	0	0	0	0	0	0	0	0	0	0	0	0	0	0	0	0	0	0	0	0	0
55	0	0	0	0	0	0	0	0	0	0	0	0	0	0	0	0	0	0	0	0	0	0	0	0
56	0	0	0	0	0	0	0	0	0	0	0	0	0	0	0	0	0	0	0	0	0	0	0	0
57	0	0	0	0	0	0	0	0	0	0	0	0	0	0	0	0	0	0	0	0	0	0	0	0
58	0	0	0	0	0	0	0	0	0	0	0	0	0	0	0	0	0	0	0	0	0	0	0	0
59	0	0	0	0	0	0	0	0	0	0	0	0	0	0	0	0	0	0	0	0	0	0	0	0
60	0	0	0	0	0	0	0	0	0	0	0	0	0	0	0	0	0	0	0	0	0	0	0	0
UNK	14	0	0	0	0	1	2	4	1	0	0	0	0	0	0	0	0	0	0	0	0	0	0	0
TOT	9314	1	4	30	6	653	979	1203	325	5	0	93	66	50	0	555	1017	2349	1764	151	14	1	0	0
AVG	97.7	0.1	55.1	54.8	56.2	54.0	54.0	53.8	56.3	55.6	0.0	46.5	41.2	40.2	0.0	45.6	43.3	44.9	43.4	49.7	48.2	42.0	3.0	0.3

OFFICERS: AVERAGE/53.3% MODE/60

CURRENT FISCAL YEAR (1983) FIGURES ARE PRELIMINARY AND SUBJECT TO MINOR ADJUSTMENTS.

FIGURES INCLUDE ONLY RETIREES IN PAY STATUS (CURRENTLY RECEIVING PAYMENT FROM GDD) AND HAVE NOT BEEN ADJUSTED TO BUDGET FIGURES. DMJC - DDD ACTUARY'S OFFICE

NUMBER OF MILITARY PERSONNEL RETIRED DURING FY1983 AND RECEIVING RETIRED PAY AS OF SEPT 30, 1983 BY RANK AND RETIRED AGE

Navy
ALL RETIREES EXCLUDING RESERVE RET.

AGE	TOTAL	UNK	0-1*	0-2	0-3	0-4	0-5	0-6	0-7	0-8	0-9	0-9	0-9	0-9	0-1	M-2	M-1	E-9	E-8	E-7	E-6	E-5	E-4	E-3	E-2	E-1
17	0	0	0	0	0	0	0	0	0	0	0	0	0	0	0	0	0	0	0	0	0	0	0	0	0	0
18	24	24	0	0	0	0	0	0	0	0	0	0	0	0	0	0	0	0	0	0	0	0	0	0	0	0
19	38	38	0	0	0	0	0	0	0	0	0	0	0	0	0	0	0	0	0	0	0	0	0	0	0	0
20	50	50	0	0	0	0	0	0	0	0	0	0	0	0	0	0	0	0	0	0	0	0	0	0	0	0
21	61	61	0	0	0	0	0	0	0	0	0	0	0	0	0	0	0	0	0	0	0	0	0	0	0	0
22	57	57	0	0	0	0	0	0	0	0	0	0	0	0	0	0	0	0	0	0	0	0	0	0	0	0
23	64	64	0	0	0	0	0	0	0	0	0	0	0	0	0	0	0	0	0	0	0	0	0	0	0	0
24	37	37	0	0	0	0	0	0	0	0	0	0	0	0	0	0	0	0	0	0	0	0	0	0	0	0
25	30	30	0	0	0	0	0	0	0	0	0	0	0	0	0	0	0	0	0	0	0	0	0	0	0	0
26	37	37	0	0	0	0	0	0	0	0	0	0	0	0	0	0	0	0	0	0	0	0	0	0	0	0
27	41	41	0	0	0	0	0	0	0	0	0	0	0	0	0	0	0	0	0	0	0	0	0	0	0	0
28	29	29	0	0	0	0	0	0	0	0	0	0	0	0	0	0	0	0	0	0	0	0	0	0	0	0
29	21	21	0	0	0	0	0	0	0	0	0	0	0	0	0	0	0	0	0	0	0	0	0	0	0	0
30	15	15	0	0	0	0	0	0	0	0	0	0	0	0	0	0	0	0	0	0	0	0	0	0	0	0
31	29	29	0	0	0	0	0	0	0	0	0	0	0	0	0	0	0	0	0	0	0	0	0	0	0	0
32	20	20	0	0	0	0	0	0	0	0	0	0	0	0	0	0	0	0	0	0	0	0	0	0	0	0
33	33	33	0	0	0	0	0	0	0	0	0	0	0	0	0	0	0	0	0	0	0	0	0	0	0	0
34	18	18	0	0	0	0	0	0	0	0	0	0	0	0	0	0	0	0	0	0	0	0	0	0	0	0
35	18	18	0	0	0	0	0	0	0	0	0	0	0	0	0	0	0	0	0	0	0	0	0	0	0	0
36	41	41	0	0	0	0	0	0	0	0	0	0	0	0	0	0	0	0	0	0	0	0	0	0	0	0
37	30	30	0	0	0	0	0	0	0	0	0	0	0	0	0	0	0	0	0	0	0	0	0	0	0	0
38	27	27	0	0	0	0	0	0	0	0	0	0	0	0	0	0	0	0	0	0	0	0	0	0	0	0
39	21	21	0	0	0	0	0	0	0	0	0	0	0	0	0	0	0	0	0	0	0	0	0	0	0	0
40	15	15	0	0	0	0	0	0	0	0	0	0	0	0	0	0	0	0	0	0	0	0	0	0	0	0
41	29	29	0	0	0	0	0	0	0	0	0	0	0	0	0	0	0	0	0	0	0	0	0	0	0	0
42	20	20	0	0	0	0	0	0	0	0	0	0	0	0	0	0	0	0	0	0	0	0	0	0	0	0
43	33	33	0	0	0	0	0	0	0	0	0	0	0	0	0	0	0	0	0	0	0	0	0	0	0	0
44	18	18	0	0	0	0	0	0	0	0	0	0	0	0	0	0	0	0	0	0	0	0	0	0	0	0
45	18	18	0	0	0	0	0	0	0	0	0	0	0	0	0	0	0	0	0	0	0	0	0	0	0	0
46	41	41	0	0	0	0	0	0	0	0	0	0	0	0	0	0	0	0	0	0	0	0	0	0	0	0
47	30	30	0	0	0	0	0	0	0	0	0	0	0	0	0	0	0	0	0	0	0	0	0	0	0	0
48	27	27	0	0	0	0	0	0	0	0	0	0	0	0	0	0	0	0	0	0	0	0	0	0	0	0
49	21	21	0	0	0	0	0	0	0	0	0	0	0	0	0	0	0	0	0	0	0	0	0	0	0	0
50	15	15	0	0	0	0	0	0	0	0	0	0	0	0	0	0	0	0	0	0	0	0	0	0	0	0
51	29	29	0	0	0	0	0	0	0	0	0	0	0	0	0	0	0	0	0	0	0	0	0	0	0	0
52	20	20	0	0	0	0	0	0	0	0	0	0	0	0	0	0	0	0	0	0	0	0	0	0	0	0
53	33	33	0	0	0	0	0	0	0	0	0	0	0	0	0	0	0	0	0	0	0	0	0	0	0	0
54	18	18	0	0	0	0	0	0	0	0	0	0	0	0	0	0	0	0	0	0	0	0	0	0	0	0
55	18	18	0	0	0	0	0	0	0	0	0	0	0	0	0	0	0	0	0	0	0	0	0	0	0	0
56	41	41	0	0	0	0	0	0	0	0	0	0	0	0	0	0	0	0	0	0	0	0	0	0	0	0
57	30	30	0	0	0	0	0	0	0	0	0	0	0	0	0	0	0	0	0	0	0	0	0	0	0	0
58	27	27	0	0	0	0	0	0	0	0	0	0	0	0	0	0	0	0	0	0	0	0	0	0	0	0
59	21	21	0	0	0	0	0	0	0	0	0	0	0	0	0	0	0	0	0	0	0	0	0	0	0	0
60	15	15	0	0	0	0	0	0	0	0	0	0	0	0	0	0	0	0	0	0	0	0	0	0	0	0
TOT	7514	7514	0	1	8	24	5	441	475	458	86	8	7	82	73	54	0	531	968	1995	1721	231	144	122	54	26
AVG	41.3	0.3	55.3	56.8	55.1	52.8	50.8	46.4	42.9	39.1	28.8	26.6	44.6	40.9	39.7	8.0	44.1	41.6	41.0	40.6	35.4	26.1	23.4	21.6	21.3	

ENLISTED: AVERAGE/39.97 MODE/39

OFFICERS: AVERAGE/45.72 MODE/43

CURRENT FISCAL YEAR (1983) FIGURES ARE PRELIMINARY AND SUBJECT TO MINOR ADJUSTMENTS.

FIGURES INCLUDE ONLY RETIREES IN PAY STATUS (CURRENTLY RECEIVING PAYMENT FROM DOD) AND HAVE NOT BEEN ADJUSTED TO BUDGET FIGURES. DMOG - DOD ACTUARY'S OFFICE

NUMBER OF MILITARY PERSONNEL RETIRED DURING FY1983 AND RECEIVING RETIRED PAY AS OF SEPT 30, 1983 BY RANK AND RETIRED AGE

ALL RETIREES INCLUDING RESERVE RET.

NAVY

RET AGE	TOTAL	UNK	0-10	0-9	0-8	0-7	0-6	0-5	0-4	0-3	0-2	0-1	M-4	M-3	M-2	M-1	E-9	E-8	E-7	E-6	E-5	E-4	E-3	E-2	E-1
17	0																								
18	2																								
19	24																								
20	26																								
21	60																								
22	51																								
23	49																								
24	37																								
25	30																								
26	27																								
27	42																								
28	41																								
29	27																								
30	22																								
31	26																								
32	26																								
33	35																								
34	15																								
35	21																								
36	22																								
37	25																								
38	22																								
39	22																								
40	21																								
41	25																								
42	19																								
43	15																								
44	15																								
45	16																								
46	29																								
47	22																								
48	24																								
49	12																								
50	18																								
51	15																								
52	15																								
53	22																								
54	22																								
55	27																								
56	22																								
57	22																								
58	22																								
59	22																								
60	22																								
61	22																								
62	22																								
63	22																								
64	22																								
65	22																								
66	22																								
67	22																								
68	22																								
69	22																								
70	22																								
71	22																								
72	22																								
73	22																								
UNK	26																								
TOT	1293			1	9	31	6	571	993	1217	344	12	7	94	55	0	595	1065	2487	1943	297	150	122	54	26
AVE	46.3			55.2	56.8	56.2	54.0	53.9	53.5	53.6	54.8	39.2	28.6	46.6	41.1	40.1	45.6	43.3	44.8	42.9	39.3	27.5	23.4	21.6	21.3

OFFICERS: AVERAGE/53-01

ENLISTED: AVERAGE/42-78

MODE/60

MODE/60

MODE/60

MODE/60

MODE/60

MODE/60

MODE/60

MODE/60

MODE/60

MODE/60

MODE/60

NUMBER OF MILITARY PERSONNEL RETIRED DURING FY 1983 AND RECEIVING RETIRED PAY AS OF SEPT 30, 1983 BY RANK AND RETIRED AGE

ALL RETIREES EXCLUDING RESERVE RET.

ARMY

RET AGE	TOTAL	UNK	0-10	0-9	0-8	0-7	0-6	0-5	0-4	0-3	0-2	0-1	M-4	M-3	M-2	M-1	E-9	E-8	E-7	E-6	E-5	E-4	E-3	E-2	E-1
17	0																								
18	0																								
19	0																								
20	0																								
21	129										1				1					1					
22	114										1				1					1					
23	114										1				1					1					
24	111										1				1					1					
25	101										1				1					1					
26	101										1				1					1					
27	80										1				1					1					
28	61										1				1					1					
29	51										1				1					1					
30	30										1				1					1					
31	25										1				1					1					
32	25										1				1					1					
33	25										1				1					1					
34	25										1				1					1					
35	25										1				1					1					
36	25										1				1					1					
37	25										1				1					1					
38	25										1				1					1					
39	25										1				1					1					
40	25										1				1					1					
41	25										1				1					1					
42	25										1				1					1					
43	25										1				1					1					
44	25										1				1					1					
45	25										1				1					1					
46	25										1				1					1					
47	25										1				1					1					
48	25										1				1					1					
49	25										1				1					1					
50	25										1				1					1					
51	25										1				1					1					
52	25										1				1					1					
53	25										1				1					1					
54	25										1				1					1					
55	25										1				1					1					
UNK	4										0				0					0					
TOT	1218							323	443	82	11	4	295	285	160	2	835	2259	3481	1319	394	459	217	125	112
AVG	41.4		37.7	57.0	54.8	53.9	50.5	45.5	42.3	35.4	30.4	26.8	46.9	42.2	40.6	45.0	47.5	43.2	41.5	39.7	31.8	25.8	23.6	22.1	22.5

ENLISTED: AVERAGE/90.10

OFFICERS: AVERAGE/45.47

CURRENT FISCAL YEAR (1983) FIGURES ARE PRELIMINARY AND SUBJECT TO MINOR ADJUSTMENTS. FIGURES INCLUDE ONLY RETIREES IN PAY STATUS (CURRENTLY RECEIVING PAYMENT FROM DOD) AND HAVE NOT BEEN ADJUSTED TO BULLET FIGURES. DMDC - DON ACTUARY'S OFFICE

ARMY
 NUMBER OF MILITARY PERSONNEL RETIRED DURING FY1983 AND RECEIVING RETIRED PAY AS OF SEPT 30, 1983 BY RANK AND RETIRED AGE
 ALL RETIREES INCLUDING RESERVE RET.

AGE	TOTAL	UNK	0-10	0-9	0-8	0-7	0-6	0-5	0-4	0-3	0-2	0-1	M-4	M-3	M-2	M-1	E-9	E-8	E-7	E-6	E-5	E-4	E-3	E-2	E-1
17	0	0	0	0	0	0	0	0	0	0	0	0	0	0	0	0	0	0	0	0	0	0	0	0	
18	12	0	0	0	0	0	0	0	0	0	0	0	0	0	0	0	0	0	0	0	0	0	0	0	
19	151	0	0	0	0	0	0	0	0	0	0	0	0	0	0	0	0	0	0	0	0	0	0	0	
20	91	0	0	0	0	0	0	0	0	0	0	0	0	0	0	0	0	0	0	0	0	0	0	0	
21	129	0	0	0	0	0	0	0	0	0	0	0	0	0	0	0	0	0	0	0	0	0	0	0	
22	116	0	0	0	0	0	0	0	0	0	0	0	0	0	0	0	0	0	0	0	0	0	0	0	
23	144	0	0	0	0	0	0	0	0	0	0	0	0	0	0	0	0	0	0	0	0	0	0	0	
24	137	0	0	0	0	0	0	0	0	0	0	0	0	0	0	0	0	0	0	0	0	0	0	0	
25	110	0	0	0	0	0	0	0	0	0	0	0	0	0	0	0	0	0	0	0	0	0	0	0	
26	190	0	0	0	0	0	0	0	0	0	0	0	0	0	0	0	0	0	0	0	0	0	0	0	
27	601	0	0	0	0	0	0	0	0	0	0	0	0	0	0	0	0	0	0	0	0	0	0	0	
28	883	0	0	0	0	0	0	0	0	0	0	0	0	0	0	0	0	0	0	0	0	0	0	0	
29	729	0	0	0	0	0	0	0	0	0	0	0	0	0	0	0	0	0	0	0	0	0	0	0	
30	525	0	0	0	0	0	0	0	0	0	0	0	0	0	0	0	0	0	0	0	0	0	0	0	
31	225	0	0	0	0	0	0	0	0	0	0	0	0	0	0	0	0	0	0	0	0	0	0	0	
32	225	0	0	0	0	0	0	0	0	0	0	0	0	0	0	0	0	0	0	0	0	0	0	0	
33	62	0	0	0	0	0	0	0	0	0	0	0	0	0	0	0	0	0	0	0	0	0	0	0	
34	225	0	0	0	0	0	0	0	0	0	0	0	0	0	0	0	0	0	0	0	0	0	0	0	
35	1210	0	0	0	0	0	0	0	0	0	0	0	0	0	0	0	0	0	0	0	0	0	0	0	
36	225	0	0	0	0	0	0	0	0	0	0	0	0	0	0	0	0	0	0	0	0	0	0	0	
37	225	0	0	0	0	0	0	0	0	0	0	0	0	0	0	0	0	0	0	0	0	0	0	0	
38	11210	0	0	0	0	0	0	0	0	0	0	0	0	0	0	0	0	0	0	0	0	0	0	0	
39	225	0	0	0	0	0	0	0	0	0	0	0	0	0	0	0	0	0	0	0	0	0	0	0	
40	11210	0	0	0	0	0	0	0	0	0	0	0	0	0	0	0	0	0	0	0	0	0	0	0	
41	225	0	0	0	0	0	0	0	0	0	0	0	0	0	0	0	0	0	0	0	0	0	0	0	
42	225	0	0	0	0	0	0	0	0	0	0	0	0	0	0	0	0	0	0	0	0	0	0	0	
43	225	0	0	0	0	0	0	0	0	0	0	0	0	0	0	0	0	0	0	0	0	0	0	0	
44	225	0	0	0	0	0	0	0	0	0	0	0	0	0	0	0	0	0	0	0	0	0	0	0	
45	225	0	0	0	0	0	0	0	0	0	0	0	0	0	0	0	0	0	0	0	0	0	0	0	
46	225	0	0	0	0	0	0	0	0	0	0	0	0	0	0	0	0	0	0	0	0	0	0	0	
47	225	0	0	0	0	0	0	0	0	0	0	0	0	0	0	0	0	0	0	0	0	0	0	0	
48	225	0	0	0	0	0	0	0	0	0	0	0	0	0	0	0	0	0	0	0	0	0	0	0	
49	225	0	0	0	0	0	0	0	0	0	0	0	0	0	0	0	0	0	0	0	0	0	0	0	
50	225	0	0	0	0	0	0	0	0	0	0	0	0	0	0	0	0	0	0	0	0	0	0	0	
51	225	0	0	0	0	0	0	0	0	0	0	0	0	0	0	0	0	0	0	0	0	0	0	0	
52	225	0	0	0	0	0	0	0	0	0	0	0	0	0	0	0	0	0	0	0	0	0	0	0	
53	225	0	0	0	0	0	0	0	0	0	0	0	0	0	0	0	0	0	0	0	0	0	0	0	
54	225	0	0	0	0	0	0	0	0	0	0	0	0	0	0	0	0	0	0	0	0	0	0	0	
55	225	0	0	0	0	0	0	0	0	0	0	0	0	0	0	0	0	0	0	0	0	0	0	0	
56	225	0	0	0	0	0	0	0	0	0	0	0	0	0	0	0	0	0	0	0	0	0	0	0	
57	225	0	0	0	0	0	0	0	0	0	0	0	0	0	0	0	0	0	0	0	0	0	0	0	
58	225	0	0	0	0	0	0	0	0	0	0	0	0	0	0	0	0	0	0	0	0	0	0	0	
59	225	0	0	0	0	0	0	0	0	0	0	0	0	0	0	0	0	0	0	0	0	0	0	0	
60	225	0	0	0	0	0	0	0	0	0	0	0	0	0	0	0	0	0	0	0	0	0	0	0	
UNK	7	0	0	0	0	0	0	0	0	0	0	0	0	0	0	0	0	0	0	0	0	0	0	0	
TOT	15826	0	3	15	33	41	1123	1622	1079	313	29	12	523	385	209	23	1027	2663	3897	1487	427	461	217	125	
AVG	45.7	0.3	57.7	57.0	56.7	56.9	54.5	51.8	52.8	53.6	48.9	48.9	52.6	46.8	45.1	58.8	49.9	45.7	43.5	41.7	33.9	26.0	23.6	22.1	

OFFICERS: AVERAGE/52.20 MODE/60
 ENLISTED: AVERAGE/42.39 MODE/60

CURRENT FISCAL YEAR (1983) FIGURES ARE PRELIMINARY AND SUBJECT TO MINOR ADJUSTMENTS.
 FIGURES INCLUDE ONLY RETIREES IN PAY STATUS (CURRENTLY RECEIVING PAYMENT FROM DOD) AND HAVE NOT BEEN ADJUSTED TO BUDGET FIGURES. DMDC - DOD ACTUARIES OFFICE

RECEIVING RETIRED PAY AS OF
 ALL RETIREES EXCLUDING RESERVE RET.

NUMBER OF MILITARY PERSONNEL
 DOD TOTAL

SEPT 30, 1983 BY RANK AND YOS FOR RETIREMENT PURPOSES

YOS	TOTAL	UNK	0-10	0-9	0-8	0-7	0-6	0-5	0-4	0-3	0-2	0-1	M-4	M-3	M-2	M-1	E-9	E-8	E-7	E-6	E-5	E-4	E-3	F-2	E-1
0	11770	0	0	0	0	0	0	0	0	0	0	0	0	0	0	0	0	0	0	0	0	0	0	0	0
1	11770	0	0	0	0	0	0	0	0	0	0	0	0	0	0	0	0	0	0	0	0	0	0	0	0
2	11770	0	0	0	0	0	0	0	0	0	0	0	0	0	0	0	0	0	0	0	0	0	0	0	0
3	11770	0	0	0	0	0	0	0	0	0	0	0	0	0	0	0	0	0	0	0	0	0	0	0	0
4	9214	0	0	0	0	0	0	0	0	0	0	0	0	0	0	0	0	0	0	0	0	0	0	0	0
5	3886	0	0	0	0	0	0	0	0	0	0	0	0	0	0	0	0	0	0	0	0	0	0	0	0
6	2444	0	0	0	0	0	0	0	0	0	0	0	0	0	0	0	0	0	0	0	0	0	0	0	0
7	2444	0	0	0	0	0	0	0	0	0	0	0	0	0	0	0	0	0	0	0	0	0	0	0	0
8	2444	0	0	0	0	0	0	0	0	0	0	0	0	0	0	0	0	0	0	0	0	0	0	0	0
9	2444	0	0	0	0	0	0	0	0	0	0	0	0	0	0	0	0	0	0	0	0	0	0	0	0
10	1770	0	0	0	0	0	0	0	0	0	0	0	0	0	0	0	0	0	0	0	0	0	0	0	0
11	1770	0	0	0	0	0	0	0	0	0	0	0	0	0	0	0	0	0	0	0	0	0	0	0	0
12	1770	0	0	0	0	0	0	0	0	0	0	0	0	0	0	0	0	0	0	0	0	0	0	0	0
13	1770	0	0	0	0	0	0	0	0	0	0	0	0	0	0	0	0	0	0	0	0	0	0	0	0
14	1770	0	0	0	0	0	0	0	0	0	0	0	0	0	0	0	0	0	0	0	0	0	0	0	0
15	1770	0	0	0	0	0	0	0	0	0	0	0	0	0	0	0	0	0	0	0	0	0	0	0	0
16	1770	0	0	0	0	0	0	0	0	0	0	0	0	0	0	0	0	0	0	0	0	0	0	0	0
17	1770	0	0	0	0	0	0	0	0	0	0	0	0	0	0	0	0	0	0	0	0	0	0	0	0
18	1770	0	0	0	0	0	0	0	0	0	0	0	0	0	0	0	0	0	0	0	0	0	0	0	0
19	1770	0	0	0	0	0	0	0	0	0	0	0	0	0	0	0	0	0	0	0	0	0	0	0	0
20	1770	0	0	0	0	0	0	0	0	0	0	0	0	0	0	0	0	0	0	0	0	0	0	0	0
21	1770	0	0	0	0	0	0	0	0	0	0	0	0	0	0	0	0	0	0	0	0	0	0	0	0
22	1770	0	0	0	0	0	0	0	0	0	0	0	0	0	0	0	0	0	0	0	0	0	0	0	0
23	1770	0	0	0	0	0	0	0	0	0	0	0	0	0	0	0	0	0	0	0	0	0	0	0	0
24	1770	0	0	0	0	0	0	0	0	0	0	0	0	0	0	0	0	0	0	0	0	0	0	0	0
25	1770	0	0	0	0	0	0	0	0	0	0	0	0	0	0	0	0	0	0	0	0	0	0	0	0
26	1770	0	0	0	0	0	0	0	0	0	0	0	0	0	0	0	0	0	0	0	0	0	0	0	0
27	1770	0	0	0	0	0	0	0	0	0	0	0	0	0	0	0	0	0	0	0	0	0	0	0	0
28	1770	0	0	0	0	0	0	0	0	0	0	0	0	0	0	0	0	0	0	0	0	0	0	0	0
29	1770	0	0	0	0	0	0	0	0	0	0	0	0	0	0	0	0	0	0	0	0	0	0	0	0
30	1770	0	0	0	0	0	0	0	0	0	0	0	0	0	0	0	0	0	0	0	0	0	0	0	0
31	1770	0	0	0	0	0	0	0	0	0	0	0	0	0	0	0	0	0	0	0	0	0	0	0	0
32	1770	0	0	0	0	0	0	0	0	0	0	0	0	0	0	0	0	0	0	0	0	0	0	0	0
33	1770	0	0	0	0	0	0	0	0	0	0	0	0	0	0	0	0	0	0	0	0	0	0	0	0
UNK	134075	3	33	109	437	425	15527	37321	24027	4922	2348	912	1880	899	586	566	1970	3430	17700	11625	7336	1123	506	207	186
TOT	1132598	2	168	560	1986	1533	53871	98414	72074	30216	14252	4353	12219	13325	13460	3293	55162	116380	336050	246858	83314	20124	9477	4341	1166
AVG	21.4	2.5	35.0	33.7	32.3	31.1	28.6	24.0	22.2	17.7	11.1	6.5	27.0	22.6	21.7	20.0	25.5	22.8	21.7	20.7	18.7	8.9	4.4	2.5	2.3

ENLISTED: AVERAGE/20.96 MODE/20

OFFICERS: AVERAGE/22.75 MODE/20

CURRENT FISCAL YEAR (1983) FIGURES ARE PRELIMINARY AND SUBJECT TO MINOR ADJUSTMENTS.

FIGURES INCLUDE ONLY RETIREES IN PAY STATUS (CURRENTLY RECEIVING PAYMENT FROM DOD) AND HAVE NOT BEEN ADJUSTED TO BUDGET FIGURES.

MINOR CHANGES WERE MADE IN THE DEFINITION OF YEARS OF SERVICE (YOS) BEGINNING WITH THE FBI STATISTICAL REPORT.

NAVY FIGURES FOR YEARS OF SERVICE 30 AND ABOVE ARE INCLUDED IN YEARS OF SERVICE = 30.

OMDC - DOD ACTUARY'S OFFICE

SEPT 31, 1983 BY RANK AND YOS FOR RETIREMENT PURPOSES

YOS	TOTAL	NUMBER OF MILITARY PERSONNEL													RECEIVING RETIRED PAY AS OF												
		UNK	0-10	0-9	0-8	0-7	0-6	0-5	0-4	0-3	0-2	0-1	M-4	M-3	M-2	M-1	E-9	E-8	E-7	E-6	E-5	E-4	E-3	E-2	E-1		
0	0	0	0	0	0	0	0	0	0	0	0	0	0	0	0	0	0	0	0	0	0	0	0	0	0		
1	17422	0	0	0	0	0	0	0	0	294	0	0	0	0	0	0	0	0	0	0	0	0	0	0	0		
2	12811	0	0	0	0	0	0	0	0	68	0	0	0	0	0	0	0	0	0	0	0	0	0	0	0		
3	25352	0	0	0	0	0	0	0	0	19	0	0	0	0	0	0	0	0	0	0	0	0	0	0	0		
4	16358	0	0	0	0	0	0	0	0	12	0	0	0	0	0	0	0	0	0	0	0	0	0	0	0		
5	9332	0	0	0	0	0	0	0	0	0	0	0	0	0	0	0	0	0	0	0	0	0	0	0	0		
6	25257	0	0	0	0	0	0	0	0	7	0	0	0	0	0	0	0	0	0	0	0	0	0	0	0		
7	15039	0	0	0	0	0	0	0	0	0	0	0	0	0	0	0	0	0	0	0	0	0	0	0	0		
8	4796	0	0	0	0	0	0	0	0	0	0	0	0	0	0	0	0	0	0	0	0	0	0	0	0		
9	3482	0	0	0	0	0	0	0	0	0	0	0	0	0	0	0	0	0	0	0	0	0	0	0	0		
10	4619	0	0	0	0	0	0	0	0	0	0	0	0	0	0	0	0	0	0	0	0	0	0	0	0		
11	9113	0	0	0	0	0	0	0	0	0	0	0	0	0	0	0	0	0	0	0	0	0	0	0	0		
12	346	0	0	0	0	0	0	0	0	0	0	0	0	0	0	0	0	0	0	0	0	0	0	0	0		
13	113	0	0	0	0	0	0	0	0	0	0	0	0	0	0	0	0	0	0	0	0	0	0	0	0		
14	44	0	0	0	0	0	0	0	0	0	0	0	0	0	0	0	0	0	0	0	0	0	0	0	0		
15	45	0	0	0	0	0	0	0	0	0	0	0	0	0	0	0	0	0	0	0	0	0	0	0	0		
16	12	0	0	0	0	0	0	0	0	0	0	0	0	0	0	0	0	0	0	0	0	0	0	0	0		
17	4	0	0	0	0	0	0	0	0	0	0	0	0	0	0	0	0	0	0	0	0	0	0	0	0		
18	4	0	0	0	0	0	0	0	0	0	0	0	0	0	0	0	0	0	0	0	0	0	0	0	0		
19	2	0	0	0	0	0	0	0	0	0	0	0	0	0	0	0	0	0	0	0	0	0	0	0	0		
20	30	0	0	0	0	0	0	0	0	0	0	0	0	0	0	0	0	0	0	0	0	0	0	0	0		
21	31	0	0	0	0	0	0	0	0	0	0	0	0	0	0	0	0	0	0	0	0	0	0	0	0		
22	33	0	0	0	0	0	0	0	0	0	0	0	0	0	0	0	0	0	0	0	0	0	0	0	0		
23	113	0	0	0	0	0	0	0	0	0	0	0	0	0	0	0	0	0	0	0	0	0	0	0	0		
24	39	0	0	0	0	0	0	0	0	0	0	0	0	0	0	0	0	0	0	0	0	0	0	0	0		
25	32	0	0	0	0	0	0	0	0	0	0	0	0	0	0	0	0	0	0	0	0	0	0	0	0		
26	38	0	0	0	0	0	0	0	0	0	0	0	0	0	0	0	0	0	0	0	0	0	0	0	0		
27	20	0	0	0	0	0	0	0	0	0	0	0	0	0	0	0	0	0	0	0	0	0	0	0	0		
28	41	0	0	0	0	0	0	0	0	0	0	0	0	0	0	0	0	0	0	0	0	0	0	0	0		
29	43	0	0	0	0	0	0	0	0	0	0	0	0	0	0	0	0	0	0	0	0	0	0	0	0		
UNK	112572	0	16	67	287	292	13172	33190	21350	2681	393	120	1820	826	514	305	1817	3114	15221	10275	5756	340	13	1	2		
TOT	406672	0	40	119	419	443	17296	41038	25744	4882	1053	272	1826	826	613	990	20199	33009	119618	113863	38321	1428	52	6	15		
AVG	22.1	0.0	35.3	33.8	31.6	29.7	26.8	23.2	21.2	22.1	23.0	21.7	28.5	0.0	22.4	21.6	26.1	23.7	22.1	21.0	20.7	20.6	20.5	20.5	20.5		

OFFICERS: AVERAGE/23.51 MODE/20
 CURRENT FISCAL YEAR (1983) FIGURES ARE PRELIMINARY AND SUBJECT TO MINOR ADJUSTMENTS.
 FIGURES INCLUDE ONLY RETIREES IN PAY STATUS (CURRENTLY RECEIVING PAYMENT FROM DOD) AND HAVE NOT BEEN ADJUSTED TO BUDGET FIGURES.
 MINOR CHANGES WERE MADE IN THE DEFINITION OF YEARS OF SERVICE(YOS) BEGINNING WITH THE F83 STATISTICAL REPORT.

DMDC - 000 ACTUARY'S OFFICE

NUMBER OF MILITARY PERSONNEL RETIRED DURING FY1983 AND RECEIVING RETIRED PAY AS OF SEPT 30, 1983 BY RANK AND RETIRED AGE

RET AGE	TOTAL	AIR FORCE										NON DISABILITY INCLUDING RESERVE RET													
		UNK	0-10	0-9	0-8	0-7	0-6	0-5	0-4	0-3	0-2	0-1	M-4	M-3	M-2	M-1	E-7	E-6	E-5	E-4	E-3	E-2	E-1		
17																									
18																									
19																									
20																									
21																									
22																									
23																									
24																									
25																									
26																									
27																									
28																									
29																									
30																									
31																									
32																									
33																									
34																									
35																									
36	1167																								
37	1737																								
38	1456																								
39	1556																								
40																									
41	1225																								
42	1111																								
43	1479																								
44	1141																								
45	1111																								
46	627																								
47	427																								
48	439																								
49	286																								
50																									
51	226																								
52	1225																								
53	1737																								
54	45																								
55	21																								
56	21																								
57	11																								
58	11																								
59	3257																								
60																									
61	9																								
62	8																								
63	23																								
64	23																								
65	66																								
66	57																								
67	56																								
68	69																								
69	69																								
70	71																								
71*																									
UNK	1																								
TOT	15228	2	2	8	34	43	874	2626	1800	420	1	0	8	0	3	1	1047	1485	4554	2089	205	21	5	1	1
AVG	46.7	0.3	58.3	55.8	56.6	55.9	52.0	53.3	52.1	44.0	60.0	0.0	67.0	0.0	63.0	60.0	48.1	45.0	42.8	41.1	42.7	43.0	42.4	58.0	41.0

OFFICERS: AVERAGE/52-11 MODE/60
 ENLISTED: AVERAGE/43.35 MODE/40
 CURRENT FISCAL YEAR (1983) FIGURES ARE PRELIMINARY AND SUBJECT TO MINOR ADJUSTMENTS.
 FIGURES INCLUDE ONLY RETIREES IN PAY STATUS (CURRENTLY RECEIVING PAYMENT FROM DOD) AND HAVE NOT BEEN ADJUSTED TO BUDGET FIGURES. DMDC - DOD ACTUARY'S OFFICE

NUMBER OF MILITARY PERSONNEL RETIRED DURING FY1983 AND RECEIVING RETIRED PAY AS OF SEPT 30, 1983 BY RANK AND RETIRED AGE

AIR FORCE
NON DISABILITY EXCLUDING RESERVE RET

AGE	TOTAL	UNK	0-10	0-9	0-8	0-7	0-6	0-5	0-4	0-3	0-2	0-1	M-4	M-3	M-2	M-1	E-9	E-8	E-7	E-6	E-5	E-4	E-3	E-2	E-1	
17	0000	0000	0000	0000	0000	0000	0000	0000	0000	0000	0000	0000	0000	0000	0000	0000	0000	0000	0000	0000	0000	0000	0000	0000	0000	
18	0000	0000	0000	0000	0000	0000	0000	0000	0000	0000	0000	0000	0000	0000	0000	0000	0000	0000	0000	0000	0000	0000	0000	0000	0000	0000
19	0000	0000	0000	0000	0000	0000	0000	0000	0000	0000	0000	0000	0000	0000	0000	0000	0000	0000	0000	0000	0000	0000	0000	0000	0000	0000
20	00000	00000	00000	00000	00000	00000	00000	00000	00000	00000	00000	00000	00000	00000	00000	00000	00000	00000	00000	00000	00000	00000	00000	00000	00000	00000
21	00000	00000	00000	00000	00000	00000	00000	00000	00000	00000	00000	00000	00000	00000	00000	00000	00000	00000	00000	00000	00000	00000	00000	00000	00000	00000
22	00000	00000	00000	00000	00000	00000	00000	00000	00000	00000	00000	00000	00000	00000	00000	00000	00000	00000	00000	00000	00000	00000	00000	00000	00000	00000
23	00000	00000	00000	00000	00000	00000	00000	00000	00000	00000	00000	00000	00000	00000	00000	00000	00000	00000	00000	00000	00000	00000	00000	00000	00000	00000
24	00000	00000	00000	00000	00000	00000	00000	00000	00000	00000	00000	00000	00000	00000	00000	00000	00000	00000	00000	00000	00000	00000	00000	00000	00000	00000
25	00000	00000	00000	00000	00000	00000	00000	00000	00000	00000	00000	00000	00000	00000	00000	00000	00000	00000	00000	00000	00000	00000	00000	00000	00000	00000
26	116	0	0	0	0	0	0	0	2	0	0	0	0	0	0	0	1	0	0	0	0	0	0	0	0	0
27	137	0	0	0	0	0	0	0	2	1	0	0	0	0	0	0	0	0	0	0	0	0	0	0	0	0
28	156	0	0	0	0	0	0	0	1	0	0	0	0	0	0	0	0	0	0	0	0	0	0	0	0	0
29	185	0	0	0	0	0	0	0	0	0	0	0	0	0	0	0	0	0	0	0	0	0	0	0	0	0
30	197	0	0	0	0	0	0	0	0	0	0	0	0	0	0	0	0	0	0	0	0	0	0	0	0	0
31	225	0	0	0	0	0	0	0	0	0	0	0	0	0	0	0	0	0	0	0	0	0	0	0	0	0
32	244	0	0	0	0	0	0	0	0	0	0	0	0	0	0	0	0	0	0	0	0	0	0	0	0	0
33	270	0	0	0	0	0	0	0	0	0	0	0	0	0	0	0	0	0	0	0	0	0	0	0	0	0
34	271	0	0	0	0	0	0	0	0	0	0	0	0	0	0	0	0	0	0	0	0	0	0	0	0	0
35	271	0	0	0	0	0	0	0	0	0	0	0	0	0	0	0	0	0	0	0	0	0	0	0	0	0
36	307	0	0	0	0	0	0	0	0	0	0	0	0	0	0	0	0	0	0	0	0	0	0	0	0	0
37	329	0	0	0	0	0	0	0	0	0	0	0	0	0	0	0	0	0	0	0	0	0	0	0	0	0
38	359	0	0	0	0	0	0	0	0	0	0	0	0	0	0	0	0	0	0	0	0	0	0	0	0	0
39	386	0	0	0	0	0	0	0	0	0	0	0	0	0	0	0	0	0	0	0	0	0	0	0	0	0
40	426	0	0	0	0	0	0	0	0	0	0	0	0	0	0	0	0	0	0	0	0	0	0	0	0	0
41	467	0	0	0	0	0	0	0	0	0	0	0	0	0	0	0	0	0	0	0	0	0	0	0	0	0
42	499	0	0	0	0	0	0	0	0	0	0	0	0	0	0	0	0	0	0	0	0	0	0	0	0	0
43	538	0	0	0	0	0	0	0	0	0	0	0	0	0	0	0	0	0	0	0	0	0	0	0	0	0
44	586	0	0	0	0	0	0	0	0	0	0	0	0	0	0	0	0	0	0	0	0	0	0	0	0	0
45	628	0	0	0	0	0	0	0	0	0	0	0	0	0	0	0	0	0	0	0	0	0	0	0	0	0
46	685	0	0	0	0	0	0	0	0	0	0	0	0	0	0	0	0	0	0	0	0	0	0	0	0	0
47	745	0	0	0	0	0	0	0	0	0	0	0	0	0	0	0	0	0	0	0	0	0	0	0	0	0
48	817	0	0	0	0	0	0	0	0	0	0	0	0	0	0	0	0	0	0	0	0	0	0	0	0	0
49	895	0	0	0	0	0	0	0	0	0	0	0	0	0	0	0	0	0	0	0	0	0	0	0	0	0
50	986	0	0	0	0	0	0	0	0	0	0	0	0	0	0	0	0	0	0	0	0	0	0	0	0	0
51	1082	0	0	0	0	0	0	0	0	0	0	0	0	0	0	0	0	0	0	0	0	0	0	0	0	0
52	1196	0	0	0	0	0	0	0	0	0	0	0	0	0	0	0	0	0	0	0	0	0	0	0	0	0
53	1343	0	0	0	0	0	0	0	0	0	0	0	0	0	0	0	0	0	0	0	0	0	0	0	0	0
54	1400	0	0	0	0	0	0	0	0	0	0	0	0	0	0	0	0	0	0	0	0	0	0	0	0	0
55	1527	0	0	0	0	0	0	0	0	0	0	0	0	0	0	0	0	0	0	0	0	0	0	0	0	0
56	1658	0	0	0	0	0	0	0	0	0	0	0	0	0	0	0	0	0	0	0	0	0	0	0	0	0
57	1808	0	0	0	0	0	0	0	0	0	0	0	0	0	0	0	0	0	0	0	0	0	0	0	0	0
58	1979	0	0	0	0	0	0	0	0	0	0	0	0	0	0	0	0	0	0	0	0	0	0	0	0	0
59	2150	0	0	0	0	0	0	0	0	0	0	0	0	0	0	0	0	0	0	0	0	0	0	0	0	0
60	2370	0	0	0	0	0	0	0	0	0	0	0	0	0	0	0	0	0	0	0	0	0	0	0	0	0
UNK	0	0	0	0	0	0	0	0	0	0	0	0	0	0	0	0	0	0	0	0	0	0	0	0	0	0
TOT	11958	0	2	8	19	25	683	1265	870	377	0	0	0	0	0	0	922	1344	4213	2021	184	18	5	1	1	
AVG	43.1	0.0	58.0	55.8	53.8	52.9	49.8	46.1	43.6	42.2	0.0	0.0	0.0	0.0	0.0	0.0	46.5	43.5	41.4	40.5	40.7	40.2	42.4	54.0	41.0	

ENLISTED: AVERAGE/42.01 MODE/40

OFFICERS: AVERAGE/45.86 MODE/43
CURRENT FISCAL YEAR (1983) FIGURES ARE PRELIMINARY AND SUBJECT TO MINOR ADJUSTMENTS.
FIGURES INCLUDE ONLY RETIREES IN PAY STATUS CURRENTLY RECEIVING PAYMENT FROM DOD) AND HAVE NOT BEEN ADJUSTED TO BUDGET FIGURES. DMDC - DOD ACTUARY'S OFFICE

NUMBER OF MILITARY PERSONNEL RETIRED DURING FY1983 AND RECEIVING RETIRED PAY AS OF SEPT 30, 1983 BY RANK AND RETIRED AGE
ALL RETIREES EXCLUDING RESERVE RET.

RET AGE	TOTAL	UNK	0-10	0-9	0-8	0-7	0-6	0-5	0-4	0-3	0-2	0-1	U-4	U-3	M-2	M-1	E-9	E-8	E-7	E-6	E-5	E-4	E-3	E-2	E-1
17	0																								
18	177	3	3	3	3	3	3	3	3	3	3	3	3	3	3	3	3	3	3	3	3	3	3	3	3
19	186	3	3	3	3	3	3	3	3	3	3	3	3	3	3	3	3	3	3	3	3	3	3	3	3
20	250	3	3	3	3	3	3	3	3	3	3	3	3	3	3	3	3	3	3	3	3	3	3	3	3
21	229	3	3	3	3	3	3	3	3	3	3	3	3	3	3	3	3	3	3	3	3	3	3	3	3
22	197	3	3	3	3	3	3	3	3	3	3	3	3	3	3	3	3	3	3	3	3	3	3	3	3
23	161	3	3	3	3	3	3	3	3	3	3	3	3	3	3	3	3	3	3	3	3	3	3	3	3
24	123	3	3	3	3	3	3	3	3	3	3	3	3	3	3	3	3	3	3	3	3	3	3	3	3
25	190	3	3	3	3	3	3	3	3	3	3	3	3	3	3	3	3	3	3	3	3	3	3	3	3
30	157	3	3	3	3	3	3	3	3	3	3	3	3	3	3	3	3	3	3	3	3	3	3	3	3
31	177	3	3	3	3	3	3	3	3	3	3	3	3	3	3	3	3	3	3	3	3	3	3	3	3
32	107	3	3	3	3	3	3	3	3	3	3	3	3	3	3	3	3	3	3	3	3	3	3	3	3
33	129	3	3	3	3	3	3	3	3	3	3	3	3	3	3	3	3	3	3	3	3	3	3	3	3
34	164	3	3	3	3	3	3	3	3	3	3	3	3	3	3	3	3	3	3	3	3	3	3	3	3
35	207	3	3	3	3	3	3	3	3	3	3	3	3	3	3	3	3	3	3	3	3	3	3	3	3
36	237	3	3	3	3	3	3	3	3	3	3	3	3	3	3	3	3	3	3	3	3	3	3	3	3
37	237	3	3	3	3	3	3	3	3	3	3	3	3	3	3	3	3	3	3	3	3	3	3	3	3
38	1792	3	3	3	3	3	3	3	3	3	3	3	3	3	3	3	3	3	3	3	3	3	3	3	3
39	303	3	3	3	3	3	3	3	3	3	3	3	3	3	3	3	3	3	3	3	3	3	3	3	3
40	226	3	3	3	3	3	3	3	3	3	3	3	3	3	3	3	3	3	3	3	3	3	3	3	3
41	268	3	3	3	3	3	3	3	3	3	3	3	3	3	3	3	3	3	3	3	3	3	3	3	3
42	1776	3	3	3	3	3	3	3	3	3	3	3	3	3	3	3	3	3	3	3	3	3	3	3	3
43	145	3	3	3	3	3	3	3	3	3	3	3	3	3	3	3	3	3	3	3	3	3	3	3	3
44	190	3	3	3	3	3	3	3	3	3	3	3	3	3	3	3	3	3	3	3	3	3	3	3	3
45	293	3	3	3	3	3	3	3	3	3	3	3	3	3	3	3	3	3	3	3	3	3	3	3	3
46	195	3	3	3	3	3	3	3	3	3	3	3	3	3	3	3	3	3	3	3	3	3	3	3	3
47	168	3	3	3	3	3	3	3	3	3	3	3	3	3	3	3	3	3	3	3	3	3	3	3	3
48	1021	3	3	3	3	3	3	3	3	3	3	3	3	3	3	3	3	3	3	3	3	3	3	3	3
49	826	3	3	3	3	3	3	3	3	3	3	3	3	3	3	3	3	3	3	3	3	3	3	3	3
50	636	3	3	3	3	3	3	3	3	3	3	3	3	3	3	3	3	3	3	3	3	3	3	3	3
51	532	3	3	3	3	3	3	3	3	3	3	3	3	3	3	3	3	3	3	3	3	3	3	3	3
52	278	3	3	3	3	3	3	3	3	3	3	3	3	3	3	3	3	3	3	3	3	3	3	3	3
53	197	3	3	3	3	3	3	3	3	3	3	3	3	3	3	3	3	3	3	3	3	3	3	3	3
54	85	3	3	3	3	3	3	3	3	3	3	3	3	3	3	3	3	3	3	3	3	3	3	3	3
55	85	3	3	3	3	3	3	3	3	3	3	3	3	3	3	3	3	3	3	3	3	3	3	3	3
56	27	3	3	3	3	3	3	3	3	3	3	3	3	3	3	3	3	3	3	3	3	3	3	3	3
57	27	3	3	3	3	3	3	3	3	3	3	3	3	3	3	3	3	3	3	3	3	3	3	3	3
58	22	3	3	3	3	3	3	3	3	3	3	3	3	3	3	3	3	3	3	3	3	3	3	3	3
59	17	3	3	3	3	3	3	3	3	3	3	3	3	3	3	3	3	3	3	3	3	3	3	3	3
60	4	3	3	3	3	3	3	3	3	3	3	3	3	3	3	3	3	3	3	3	3	3	3	3	3
TOT	33735	7	7	7	7	7	7	7	7	7	7	7	7	7	7	7	7	7	7	7	7	7	7	7	7
AVG	41.7	57.3	56.6	54.6	52.2	50.3	45.7	43.0	40.5	31.4	27.3	46.4	41.7	40.5	45.0	46.4	42.8	41.3	40.3	33.5	26.0	23.3	21.9	22.2	

OFFICERS: AVERAGE/45.5A MODE/43
ENLISTED: AVERAGE/40.47 MODE/40

CURRENT FISCAL YEAR (1983) FIGURES ARE PRELIMINARY AND SUBJECT TO MINOR ADJUSTMENTS.
FIGURES INCLUDE ONLY RETIREES IN PAY STATUS (CURRENTLY RECEIVING PAYMENT FROM DOD) AND HAVE NOT BEEN ADJUSTED TO BUDGET FIGURES. DMDC - DOD ACTUARY'S OFFICE

NUMBER OF MILITARY PERSONNEL RETIRED DURING FY1983 AND RECEIVING RETIRED PAY AS OF SEPT 30, 1983 BY RANK AND YOS FOR RETIREMENT PURPOSES

AIR FORCE NON DISABILITY EXCLUDING RESERVE RET

YOS	TOTAL	UNK	0-10	0-9	0-8	0-7	0-6	0-5	0-4	0-3	0-2	0-1	M-4	M-3	M-2	M-1	E-7	E-6	E-5	E-4	E-3	E-2	E-1
19	539*	0	0	0	0	0	0	0	0	0	0	0	0	0	0	0	0	0	0	0	0	0	0
20	2339	0	0	0	0	0	0	0	0	0	0	0	0	0	0	0	0	0	0	0	0	0	0
21	11267	0	0	0	0	0	0	0	0	0	0	0	0	0	0	0	0	0	0	0	0	0	0
22	681	0	0	0	0	0	0	0	0	0	0	0	0	0	0	0	0	0	0	0	0	0	0
23	40*	0	0	0	0	0	0	0	0	0	0	0	0	0	0	0	0	0	0	0	0	0	0
24	292	0	0	0	0	0	0	0	0	0	0	0	0	0	0	0	0	0	0	0	0	0	0
25	1222	0	0	0	0	0	0	0	0	0	0	0	0	0	0	0	0	0	0	0	0	0	0
26	386	0	0	0	0	0	0	0	0	0	0	0	0	0	0	0	0	0	0	0	0	0	0
27	211	0	0	0	0	0	0	0	0	0	0	0	0	0	0	0	0	0	0	0	0	0	0
28	292	0	0	0	0	0	0	0	0	0	0	0	0	0	0	0	0	0	0	0	0	0	0
29	1105	0	0	0	0	0	0	0	0	0	0	0	0	0	0	0	0	0	0	0	0	0	0
30	15	0	0	0	0	0	0	0	0	0	0	0	0	0	0	0	0	0	0	0	0	0	0
31	12	0	0	0	0	0	0	0	0	0	0	0	0	0	0	0	0	0	0	0	0	0	0
32	1	0	0	0	0	0	0	0	0	0	0	0	0	0	0	0	0	0	0	0	0	0	0
33	1	0	0	0	0	0	0	0	0	0	0	0	0	0	0	0	0	0	0	0	0	0	0
34	19	0	0	0	0	0	0	0	0	0	0	0	0	0	0	0	0	0	0	0	0	0	0
35	12	0	0	0	0	0	0	0	0	0	0	0	0	0	0	0	0	0	0	0	0	0	0
36	1	0	0	0	0	0	0	0	0	0	0	0	0	0	0	0	0	0	0	0	0	0	0
37	1	0	0	0	0	0	0	0	0	0	0	0	0	0	0	0	0	0	0	0	0	0	0
38	1	0	0	0	0	0	0	0	0	0	0	0	0	0	0	0	0	0	0	0	0	0	0
39	0	0	0	0	0	0	0	0	0	0	0	0	0	0	0	0	0	0	0	0	0	0	0
40	0	0	0	0	0	0	0	0	0	0	0	0	0	0	0	0	0	0	0	0	0	0	0
41	0	0	0	0	0	0	0	0	0	0	0	0	0	0	0	0	0	0	0	0	0	0	0
42	0	0	0	0	0	0	0	0	0	0	0	0	0	0	0	0	0	0	0	0	0	0	0
43	0	0	0	0	0	0	0	0	0	0	0	0	0	0	0	0	0	0	0	0	0	0	0
UNK	220	0	0	0	0	0	0	0	0	0	0	0	0	0	0	0	0	0	0	0	0	0	0
TOT	11958	0	0	0	0	0	0	0	0	0	0	0	0	0	0	0	0	0	0	0	0	0	0
AVG	22.9	0.3	35.5	34.4	31.5	30.2	27.0	23.1	21.1	21.9	0.0	0.0	0.0	0.0	0.0	0.0	22.1	21.0	20.7	20.7	20.5	20.5	20.5

ENLISTED: AVERAGE/22.67 MODE/29

CURRENT FISCAL YEAR (1983) FIGURES ARE PRELIMINARY AND SUBJECT TO MINOR ADJUSTMENTS.

FIGURES INCLUDE ONLY RETIREES IN PAY STATUS CURRENTLY RECEIVING PAYMENT FROM DODI AND HAVE NOT BEEN ADJUSTED TO BUDGET FIGURES.

MINOR CHANGES WERE MADE IN THE DEFINITION OF YEARS OF SERVICE(YOS) BEGINNING WITH THE F83 STATISTICAL REPORT.

DMDC - DOD ACTUARY'S OFFICE

NUMBER OF MILITARY PERSONNEL RETIRED DURING FY1983 AND RECEIVING RETIRED PAY AS OF SEPT 30, 1983 BY RANK AND YOS FOR RETIREMENT PURPOSES

YOS	AIR FORCE											E-8	E-7	E-6	E-5	E-4	E-3	E-2	E-1							
	ALL RETIREES EXCLUDING RESERVE RET.																									
	UNK	0-1	0-2	0-3	0-4	0-5	0-6	0-7	0-8	0-9	10-13															
TOTAL	23	3	1	0	0	0	0	0	0	0	0	0	0	0	0	0	0	0	0	0						
1	0	0	0	0	0	0	0	0	0	0	0	0	0	0	0	0	0	0	0	0	0					
2	0	0	0	0	0	0	0	0	0	0	0	0	0	0	0	0	0	0	0	0	0	0				
3	0	0	0	0	0	0	0	0	0	0	0	0	0	0	0	0	0	0	0	0	0	0	0			
4	0	0	0	0	0	0	0	0	0	0	0	0	0	0	0	0	0	0	0	0	0	0	0	0		
5	0	0	0	0	0	0	0	0	0	0	0	0	0	0	0	0	0	0	0	0	0	0	0	0		
6	0	0	0	0	0	0	0	0	0	0	0	0	0	0	0	0	0	0	0	0	0	0	0	0	0	
7	0	0	0	0	0	0	0	0	0	0	0	0	0	0	0	0	0	0	0	0	0	0	0	0	0	
8	0	0	0	0	0	0	0	0	0	0	0	0	0	0	0	0	0	0	0	0	0	0	0	0	0	
9	0	0	0	0	0	0	0	0	0	0	0	0	0	0	0	0	0	0	0	0	0	0	0	0	0	
10	0	0	0	0	0	0	0	0	0	0	0	0	0	0	0	0	0	0	0	0	0	0	0	0	0	
11	0	0	0	0	0	0	0	0	0	0	0	0	0	0	0	0	0	0	0	0	0	0	0	0	0	
12	0	0	0	0	0	0	0	0	0	0	0	0	0	0	0	0	0	0	0	0	0	0	0	0	0	
13	0	0	0	0	0	0	0	0	0	0	0	0	0	0	0	0	0	0	0	0	0	0	0	0	0	
14	0	0	0	0	0	0	0	0	0	0	0	0	0	0	0	0	0	0	0	0	0	0	0	0	0	
15	0	0	0	0	0	0	0	0	0	0	0	0	0	0	0	0	0	0	0	0	0	0	0	0	0	
16	0	0	0	0	0	0	0	0	0	0	0	0	0	0	0	0	0	0	0	0	0	0	0	0	0	
17	0	0	0	0	0	0	0	0	0	0	0	0	0	0	0	0	0	0	0	0	0	0	0	0	0	
18	0	0	0	0	0	0	0	0	0	0	0	0	0	0	0	0	0	0	0	0	0	0	0	0	0	
19	0	0	0	0	0	0	0	0	0	0	0	0	0	0	0	0	0	0	0	0	0	0	0	0	0	
20	0	0	0	0	0	0	0	0	0	0	0	0	0	0	0	0	0	0	0	0	0	0	0	0	0	
21	0	0	0	0	0	0	0	0	0	0	0	0	0	0	0	0	0	0	0	0	0	0	0	0	0	
22	0	0	0	0	0	0	0	0	0	0	0	0	0	0	0	0	0	0	0	0	0	0	0	0	0	
23	0	0	0	0	0	0	0	0	0	0	0	0	0	0	0	0	0	0	0	0	0	0	0	0	0	
24	0	0	0	0	0	0	0	0	0	0	0	0	0	0	0	0	0	0	0	0	0	0	0	0	0	
25	0	0	0	0	0	0	0	0	0	0	0	0	0	0	0	0	0	0	0	0	0	0	0	0	0	
26	0	0	0	0	0	0	0	0	0	0	0	0	0	0	0	0	0	0	0	0	0	0	0	0	0	
27	0	0	0	0	0	0	0	0	0	0	0	0	0	0	0	0	0	0	0	0	0	0	0	0	0	
28	0	0	0	0	0	0	0	0	0	0	0	0	0	0	0	0	0	0	0	0	0	0	0	0	0	
29	0	0	0	0	0	0	0	0	0	0	0	0	0	0	0	0	0	0	0	0	0	0	0	0	0	
30	0	0	0	0	0	0	0	0	0	0	0	0	0	0	0	0	0	0	0	0	0	0	0	0	0	
31	0	0	0	0	0	0	0	0	0	0	0	0	0	0	0	0	0	0	0	0	0	0	0	0	0	
32	0	0	0	0	0	0	0	0	0	0	0	0	0	0	0	0	0	0	0	0	0	0	0	0	0	
33	0	0	0	0	0	0	0	0	0	0	0	0	0	0	0	0	0	0	0	0	0	0	0	0	0	
UNK	227	0	0	0	42	27	0	0	0	0	0	0	0	0	0	0	0	0	0	0	0	0	0	0	0	
TOT	12596	0	2	8	20	25	704	1281	891	410	12	6	0	0	0	0	0	0	0	0	0	0	0	0	0	0
AVG	22.2	0.1	35.5	34.4	31.4	30.2	27.0	23.1	20.9	20.9	4.6	2.3	0.0	0.0	0.0	0.0	0.0	0.0	0.0	0.0	0.0	0.0	0.0	0.0	0.0	0.0

OFFICERS: AVERAGE/23-10 MODE/20

ENLISTED: AVERAGE/21-93 MODE/20

CURRENT FISCAL YEAR (1983) FIGURES ARE PRELIMINARY AND SUBJECT TO MINOR ADJUSTMENTS. FIGURES INCLUDE ONLY RETIREES IN PAY STATUS ACCURENTLY RECEIVING PAYMENT FROM DOD) AND HAVE NOT BEEN ADJUSTED TO BUDGET FIGURES. MINOR CHANGES WERE MADE IN THE DEFINITION OF YEARS OF SERVICE(YOS) BEGINNING WITH THE FBI STATISTICAL REPORT.

NUMBER OF MILITARY PERSONNEL RETIRED DURING FY1983 AND RECEIVING RETIRED PAY AS OF SEPT 30, 1983 BY RANK AND YOS FOR RETIREMENT PURPOSES

YOS	MARINE CORPS										DISABILITY ONLY										E-1						E-2			E-3		E-4		E-5		E-6		E-7		E-8		E-9		M-1		M-2		M-3		M-4		O-1		O-2		O-3		O-4		O-5		O-6		O-7		O-8		O-9		UNK		TOTAL	E-1		E-2		E-3		E-4		E-5		E-6		E-7		E-8		E-9		M-1		M-2		M-3		M-4		O-1		O-2		O-3		O-4		O-5		O-6		O-7		O-8		O-9		UNK		TOTAL	E-1		E-2		E-3		E-4		E-5		E-6		E-7		E-8		E-9		M-1		M-2		M-3		M-4		O-1		O-2		O-3		O-4		O-5		O-6		O-7		O-8		O-9		UNK		TOTAL	E-1		E-2		E-3		E-4		E-5		E-6		E-7		E-8		E-9		M-1		M-2		M-3		M-4		O-1		O-2		O-3		O-4		O-5		O-6		O-7		O-8		O-9		UNK		TOTAL																																																																																																																																																																																																																																																																																																																																																																																																																																																																																																																																																																																																																																																																																																																																																																																																																																																																																																																																																																																																																																																																																																																																																																																					
	1	2	3	4	5	6	7	8	9	10	11	12	13	14	15	16	17	18	19	20	21	22	23	24	25	26	27	28	29	30	31	32	33	34	35	36	37	38	39	40	41	42	43	44	45	46	47	48	49	50	51	52	53	54	55	56	57	58	59	60	61	62	63	64	65	66	67	68	69	70	71	72	73	74	75	76	77	78	79	80	81	82	83	84	85	86	87	88	89	90	91	92	93	94	95	96	97	98	99	100	101	102	103	104	105	106	107	108	109	110	111	112	113	114	115	116	117	118	119	120	121	122	123	124	125	126	127	128	129	130	131	132	133	134	135	136	137	138	139	140	141	142	143	144	145	146	147	148	149	150	151	152	153	154	155	156	157	158	159	160	161	162	163	164	165	166	167	168	169	170	171	172	173	174	175	176	177	178	179	180	181	182	183	184	185	186	187	188	189	190	191	192	193	194	195	196	197	198	199	200	201	202	203	204	205	206	207	208	209	210	211	212	213	214	215	216	217	218	219	220	221	222	223	224	225	226	227	228	229	230	231	232	233	234	235	236	237	238	239	240	241	242	243	244	245	246	247	248	249	250	251	252	253	254	255	256	257	258	259	260	261	262	263	264	265	266	267	268	269	270	271	272	273	274	275	276	277	278	279	280	281	282	283	284	285	286	287	288	289	290	291	292	293	294	295	296	297	298	299	300	301	302	303	304	305	306	307	308	309	310	311	312	313	314	315	316	317	318	319	320	321	322	323	324	325	326	327	328	329	330	331	332	333	334	335	336	337	338	339	340	341	342	343	344	345	346	347	348	349	350	351	352	353	354	355	356	357	358	359	360	361	362	363	364	365	366	367	368	369	370	371	372	373	374	375	376	377	378	379	380	381	382	383	384	385	386	387	388	389	390	391	392	393	394	395	396	397	398	399	400	401	402	403	404	405	406	407	408	409	410	411	412	413	414	415	416	417	418	419	420	421	422	423	424	425	426	427	428	429	430	431	432	433	434	435	436	437	438	439	440	441	442	443	444	445	446	447	448	449	450	451	452	453	454	455	456	457	458	459	460	461	462	463	464	465	466	467	468	469	470	471	472	473	474	475	476	477	478	479	480	481	482	483	484	485	486	487	488	489	490	491	492	493	494	495	496	497	498	499	500	501	502	503	504	505	506	507	508	509	510	511	512	513	514	515	516	517	518	519	520	521	522	523	524	525	526	527	528	529	530	531	532	533	534	535	536	537	538	539	540	541	542	543	544	545	546	547	548	549	550	551	552	553	554	555	556	557	558	559	560	561	562	563	564	565	566	567	568	569	570	571	572	573	574	575	576	577	578	579	580	581	582	583	584	585	586	587	588	589	590	591	592	593	594	595	596	597	598	599	600	601	602	603	604	605	606	607	608	609	610	611	612	613	614	615	616	617	618	619	620	621	622	623	624	625	626	627	628	629	630	631	632	633	634	635	636	637	638	639	640	641	642	643	644	645	646	647	648	649	650	651	652	653	654	655	656	657	658	659	660	661	662	663	664	665	666	667	668	669	670	671	672	673	674	675	676	677	678	679	680	681	682	683	684	685	686	687	688	689	690	691	692	693	694	695	696	697	698	699	700	701	702	703	704	705	706	707	708	709	710	711	712	713	714	715	716	717	718	719	720	721	722	723	724	725	726	727	728	729	730	731	732	733	734	735	736	737	738	739	740	741	742	743	744	745	746	747	748	749	750	751	752	753	754	755	756	757	758	759	760	761	762	763	764	765	766	767	768	769	770	771	772	773	774	775	776	777	778	779	780	781	782	783	784	785	786	787	788	789	790	791	792	793	794	795	796	797	798	799	800	801	802	803	804	805	806	807	808	809	810	811	812	813	814	815	816	817	818	819	820	821	822	823	824	825	826	827	828	829	830	831	832	833	834	835	836	837	838	839	840	841	842	843	844	845	846	847	848	849	850	851	852	853	854	855	856	857	858	859	860	861	862	863	864	865	866	867	868	869	870	871	872	873	874	875	876	877	878	879	880	881	882	883	884	885	886	887	888	889	890	891	892	893	894	895	896	897	898	899	900	901	902	903	904	905	906	907	908	909	910	911	912	913	914	915	916	917	918	919	920	921	922	923	924	925	926	927	928	929	930	931	932	933	934	935	936	937	938	939	940	941	942	943	944	945	946	947	948	949	950	951	952	953	954	955	956	957	958	959	960	961	962	963	964	965	966	967	968	969	970	971	972	973	974	975	976	977	978	979	980	981	982	983	984	985	986	987	988	989	990	991	992	993	994	995	996	997	998	999	1000	1001	1002	1003	1004	1005	1006	1007	1008	1009	1010	1011	1012	1013	1014	1015	1016	1017	1018	1019	1020	1021	1022	1023	1024	1025	1026	1027	1028	1029	1030	1031	1032	1033	1034	1035	1036	1037	1038	1039	1040	1041	1042	1043	1044	1045	1046	1047	1048	1049	1050	1051	1052	1053	1054	1055	1056	1057	1058	1059	1060	1061	1062	1063	1064	1065	1066	1067	1068	1069	1070	1071	1072	1073	1074	1075	1076	1077	1078	1079	1080	1081	1082	1083	1084	1085	1086	1087	1088	1089	1090	1091	1092	1093	1094	1095	1096	1097	1098	1099	1100	1101	1102	1103	1104	1105	1106	1107	1108	1109	1110	1111	1112	1113	1114	1115	1116	1117	1118	1119	1120	1121	1122	1123	1124	1125	1126	1127	1128	1129	1130	1131	1132	1133	1134	1135	1136	1137	1138	1139	1140	1141	1142	1143	1144	1145	1146	1147	1148	1149	1150	1151	1152	1153	1154	1155	1156	1157	1158	1159	1160	1161	1162	1163	1164	1165	1166	1167	1168	1169	1170	1171	1172	1173	1174	1175	1176	1177	1178	1179	1180	1181	1182	1183	1184	1185	1186	1187	1188	1189	1190	1191	1192	1193	1194	1195	1196	1197	1198	1199	1200	1201	1202	1203	1204	1205	1206	1207	1208	1209	1210	1211	1212	1213	1214	1215	1216	1217	1218	1219	1220	1221	1222	1223	1224	1225	1226	1227	1228	1229	1230	1231	1232	1233	1234	1235	1236	1237	1238	1239	1240	1241	1242	1243	1244	1245	1246	1247	1248	1249	1250	1251	1252	1253	1254	1255	1256	1257	1258	1259	1260	1261	1262	1263	1264	1265	1266	1267	1268	1269	1270	1271	1272	1273	1274	1275	1276	1277	1278	1279	1280	1281	1282	1283	1284	1285	1286	1287	1288	1289	1290	1291	1292	1293	1294	1295	1296	1297	1298	1299	1300	1301	1302	1303	1304	1305	1306	1307	1308	1309	1310	1311	1312	1313	1314	1315	1316	1317	1318	1319	1320	1321	1322	1323	1324	1325	1326	1327	1328	1329	1330	1331	1332	1333	1334	1335	1336	1337	1338	1339	1340	1341	1342	1343	1344	1345	1346	1347	1348	1349	1350	1351	1352	1353	1354

NUMBER OF MILITARY PERSONNEL RETIRED DURING FY1983 AND RECEIVING RETIRED PAY AS OF SEPT 30, 1983 BY RANK AND YOS FOR RETIREMENT PURPOSES
MARINE CORPS NON DISABILITY EXCLUDING RESERVE RET

YOS	TOTAL	UNK	0-10	0-9	0-8	0-7	0-6	0-5	0-4	0-3	0-2	0-1	M-4	M-3	M-2	M-1	E-9	E-8	E-7	E-6	E-5	E-4	E-3	E-2	E-1
10	0	0	0	0	0	0	0	0	0	0	0	0	0	0	0	0	0	0	0	0	0	0	0	0	0
11	0	0	0	0	0	0	0	0	0	0	0	0	0	0	0	0	0	0	0	0	0	0	0	0	0
12	0	0	0	0	0	0	0	0	0	0	0	0	0	0	0	0	0	0	0	0	0	0	0	0	0
13	0	0	0	0	0	0	0	0	0	0	0	0	0	0	0	0	0	0	0	0	0	0	0	0	0
14	0	0	0	0	0	0	0	0	0	0	0	0	0	0	0	0	0	0	0	0	0	0	0	0	0
15	0	0	0	0	0	0	0	0	0	0	0	0	0	0	0	0	0	0	0	0	0	0	0	0	0
16	0	0	0	0	0	0	0	0	0	0	0	0	0	0	0	0	0	0	0	0	0	0	0	0	0
17	0	0	0	0	0	0	0	0	0	0	0	0	0	0	0	0	0	0	0	0	0	0	0	0	0
18	0	0	0	0	0	0	0	0	0	0	0	0	0	0	0	0	0	0	0	0	0	0	0	0	0
19	0	0	0	0	0	0	0	0	0	0	0	0	0	0	0	0	0	0	0	0	0	0	0	0	0
20	100	0	0	0	0	0	0	0	0	0	0	0	0	0	0	0	0	134	1	0	0	0	0	0	0
21	150	0	0	0	0	0	0	0	0	0	0	0	0	0	0	0	134	120	0	0	0	0	0	0	0
22	131	0	0	0	0	0	0	0	0	0	0	0	0	0	0	0	134	69	0	0	0	0	0	0	0
23	82	0	0	0	0	0	0	0	0	0	0	0	0	0	0	0	134	7	0	0	0	0	0	0	0
24	65	0	0	0	0	0	0	0	0	0	0	0	0	0	0	0	16	23	0	0	0	0	0	0	0
25	59	0	0	0	0	0	0	0	0	0	0	0	0	0	0	0	16	20	0	0	0	0	0	0	0
26	53	0	0	0	0	0	0	0	0	0	0	0	0	0	0	0	24	10	0	0	0	0	0	0	0
27	52	0	0	0	0	0	0	0	0	0	0	0	0	0	0	0	11	11	0	0	0	0	0	0	0
28	50	0	0	0	0	0	0	0	0	0	0	0	0	0	0	0	17	0	0	0	0	0	0	0	0
29	37	0	0	0	0	0	0	0	0	0	0	0	0	0	0	0	14	3	0	0	0	0	0	0	0
30	103	0	0	0	0	0	0	0	0	0	0	0	0	0	0	0	16	20	0	0	0	0	0	0	0
31	126	0	0	0	0	0	0	0	0	0	0	0	0	0	0	0	5	0	0	0	0	0	0	0	0
32	14	0	0	0	0	0	0	0	0	0	0	0	0	0	0	0	0	0	0	0	0	0	0	0	0
33	1	0	0	0	0	0	0	0	0	0	0	0	0	0	0	0	0	0	0	0	0	0	0	0	0
34	5	0	0	0	0	0	0	0	0	0	0	0	0	0	0	0	1	0	0	0	0	0	0	0	0
35	5	0	0	0	0	0	0	0	0	0	0	0	0	0	0	0	1	0	0	0	0	0	0	0	0
36	1	0	0	0	0	0	0	0	0	0	0	0	0	0	0	0	1	0	0	0	0	0	0	0	0
37	1	0	0	0	0	0	0	0	0	0	0	0	0	0	0	0	1	0	0	0	0	0	0	0	0
38	10	0	0	0	0	0	0	0	0	0	0	0	0	0	0	0	1	0	0	0	0	0	0	0	0
39	0	0	0	0	0	0	0	0	0	0	0	0	0	0	0	0	0	0	0	0	0	0	0	0	0
40	0	0	0	0	0	0	0	0	0	0	0	0	0	0	0	0	0	0	0	0	0	0	0	0	0
41	0	0	0	0	0	0	0	0	0	0	0	0	0	0	0	0	0	0	0	0	0	0	0	0	0
42	0	0	0	0	0	0	0	0	0	0	0	0	0	0	0	0	0	0	0	0	0	0	0	0	0
43	0	0	0	0	0	0	0	0	0	0	0	0	0	0	0	0	0	0	0	0	0	0	0	0	0
UNK	1	0	0	0	0	0	0	0	0	0	0	0	0	0	0	0	0	0	0	0	0	0	0	0	0
TOT	1224	0	1	1	1	2	91	117	112	65	6	0	25	2	6	0	203	382	173	36	1	0	0	0	0
AVG	23.7	0.0	41.5	37.5	35.5	33.5	30.0	25.3	22.5	23.6	21.7	0.0	26.9	21.0	21.2	0.0	27.1	22.2	21.1	20.6	20.5	0.0	0.0	0.0	0.0

OFFICERS: AVERAGE/24.84 MODE/20
ENLISTED: AVERAGE/23.12 MODE/20
CURRENT FISCAL YEAR (1983) FIGURES ARE PRELIMINARY AND SUBJECT TO MINOR ADJUSTMENTS.
FIGURES INCLUDE ONLY RETIREES IN PAY STATUS (CURRENTLY RECEIVING PAYMENT FROM DOD) AND HAVE NOT BEEN ADJUSTED TO BUDGET FIGURES.
MINOR CHANGES WERE MADE IN THE DEFINITION OF YEARS OF SERVICE (YOS) BEGINNING WITH THE F83 STATISTICAL REPORT.

NUMBER OF MILITARY PERSONNEL RETIRED DURING FY1983 AND RECEIVING RETIRED PAY AS OF
 MARINE CORPS ALL RETIREES EXCLUDING RESERVE RET.
 SEPT 30, 1983 BY RANK AND YOS FOR RETIREMENT PURPOSES

YOS	TOTAL	UNK	0-10	0-9	0-8	0-7	0-6	0-5	0-4	0-3	0-2	0-1	M-4	M-3	M-2	M-1	E-9	E-8	E-7	E-6	E-5	E-4	E-3	E-2	E-1
0	27	0	0	0	0	0	0	0	0	0	0	0	0	0	0	0	0	0	0	0	0	0	0	0	0
1	37	0	0	0	0	0	0	0	0	0	0	0	0	0	0	0	0	0	0	0	0	0	0	0	0
2	38	0	0	0	0	0	0	0	0	0	0	0	0	0	0	0	0	0	0	0	0	0	0	0	0
3	31	0	0	0	0	0	0	0	0	0	0	0	0	0	0	0	0	0	0	0	0	0	0	0	0
4	22	0	0	0	0	0	0	0	0	0	0	0	0	0	0	0	0	0	0	0	0	0	0	0	0
5	16	0	0	0	0	0	0	0	0	0	0	0	0	0	0	0	0	0	0	0	0	0	0	0	0
6	5	0	0	0	0	0	0	0	0	0	0	0	0	0	0	0	0	0	0	0	0	0	0	0	0
7	2	0	0	0	0	0	0	0	0	0	0	0	0	0	0	0	0	0	0	0	0	0	0	0	0
8	10	0	0	0	0	0	0	0	0	0	0	0	0	0	0	0	0	0	0	0	0	0	0	0	0
9	11	0	0	0	0	0	0	0	0	0	0	0	0	0	0	0	0	0	0	0	0	0	0	0	0
10	13	0	0	0	0	0	0	0	0	0	0	0	0	0	0	0	0	0	0	0	0	0	0	0	0
11	13	0	0	0	0	0	0	0	0	0	0	0	0	0	0	0	0	0	0	0	0	0	0	0	0
12	2	0	0	0	0	0	0	0	0	0	0	0	0	0	0	0	0	0	0	0	0	0	0	0	0
13	2	0	0	0	0	0	0	0	0	0	0	0	0	0	0	0	0	0	0	0	0	0	0	0	0
14	2	0	0	0	0	0	0	0	0	0	0	0	0	0	0	0	0	0	0	0	0	0	0	0	0
15	10	0	0	0	0	0	0	0	0	0	0	0	0	0	0	0	0	0	0	0	0	0	0	0	0
16	11	0	0	0	0	0	0	0	0	0	0	0	0	0	0	0	0	0	0	0	0	0	0	0	0
17	11	0	0	0	0	0	0	0	0	0	0	0	0	0	0	0	0	0	0	0	0	0	0	0	0
18	2	0	0	0	0	0	0	0	0	0	0	0	0	0	0	0	0	0	0	0	0	0	0	0	0
19	2	0	0	0	0	0	0	0	0	0	0	0	0	0	0	0	0	0	0	0	0	0	0	0	0
20	1	0	0	0	0	0	0	0	0	0	0	0	0	0	0	0	0	0	0	0	0	0	0	0	0
21	2	0	0	0	0	0	0	0	0	0	0	0	0	0	0	0	0	0	0	0	0	0	0	0	0
22	2	0	0	0	0	0	0	0	0	0	0	0	0	0	0	0	0	0	0	0	0	0	0	0	0
23	2	0	0	0	0	0	0	0	0	0	0	0	0	0	0	0	0	0	0	0	0	0	0	0	0
24	2	0	0	0	0	0	0	0	0	0	0	0	0	0	0	0	0	0	0	0	0	0	0	0	0
25	2	0	0	0	0	0	0	0	0	0	0	0	0	0	0	0	0	0	0	0	0	0	0	0	0
26	2	0	0	0	0	0	0	0	0	0	0	0	0	0	0	0	0	0	0	0	0	0	0	0	0
27	2	0	0	0	0	0	0	0	0	0	0	0	0	0	0	0	0	0	0	0	0	0	0	0	0
28	2	0	0	0	0	0	0	0	0	0	0	0	0	0	0	0	0	0	0	0	0	0	0	0	0
29	2	0	0	0	0	0	0	0	0	0	0	0	0	0	0	0	0	0	0	0	0	0	0	0	0
30	2	0	0	0	0	0	0	0	0	0	0	0	0	0	0	0	0	0	0	0	0	0	0	0	0
31	2	0	0	0	0	0	0	0	0	0	0	0	0	0	0	0	0	0	0	0	0	0	0	0	0
32	2	0	0	0	0	0	0	0	0	0	0	0	0	0	0	0	0	0	0	0	0	0	0	0	0
33	2	0	0	0	0	0	0	0	0	0	0	0	0	0	0	0	0	0	0	0	0	0	0	0	0
34	2	0	0	0	0	0	0	0	0	0	0	0	0	0	0	0	0	0	0	0	0	0	0	0	0
35	2	0	0	0	0	0	0	0	0	0	0	0	0	0	0	0	0	0	0	0	0	0	0	0	0
36	2	0	0	0	0	0	0	0	0	0	0	0	0	0	0	0	0	0	0	0	0	0	0	0	0
37	2	0	0	0	0	0	0	0	0	0	0	0	0	0	0	0	0	0	0	0	0	0	0	0	0
38	2	0	0	0	0	0	0	0	0	0	0	0	0	0	0	0	0	0	0	0	0	0	0	0	0
39	2	0	0	0	0	0	0	0	0	0	0	0	0	0	0	0	0	0	0	0	0	0	0	0	0
40	2	0	0	0	0	0	0	0	0	0	0	0	0	0	0	0	0	0	0	0	0	0	0	0	0
41	2	0	0	0	0	0	0	0	0	0	0	0	0	0	0	0	0	0	0	0	0	0	0	0	0
42	2	0	0	0	0	0	0	0	0	0	0	0	0	0	0	0	0	0	0	0	0	0	0	0	0
43	2	0	0	0	0	0	0	0	0	0	0	0	0	0	0	0	0	0	0	0	0	0	0	0	0
UNK	1	0	0	0	0	0	0	0	0	0	0	0	0	0	0	0	0	0	0	0	0	0	0	0	0
TOT	1497	0	1	1	1	2	93	120	113	74	7	1	25	2	7	0	214	406	192	55	42	38	60	22	21
AVG	20.9	0.0	41.5	37.5	35.5	30.5	30.0	23.3	22.5	22.4	19.1	1.5	26.9	21.0	19.6	0.0	27.1	22.2	20.6	16.9	6.3	3.7	2.6	1.5	1.1

OFFICERS: AVERAGE/24.5C MODE/20
 ENLISTED: AVERAGE/19.31 MODE/20

CURRENT FISCAL YEAR (1983) FIGURES ARE PRELIMINARY AND SUBJECT TO MINOR ADJUSTMENTS.
 FIGURES INCLUDE ONLY RETIREE'S IN PAY STATUS 1 (CURRENTLY RECEIVING PAYMENT FROM DOD) AND HAVE NOT BEEN ADJUSTED TO BUDGET FIGURES.
 MINOR CHANGES WERE MADE IN THE DEFINITION OF YEARS OF SERVICE(YOS) BEGINNING WITH THE FB3 STATISTICAL REPORT.

DMDC - DOD ACTUARY'S OFFICE

NUMBER OF MILITARY PERSONNEL RETIRED DURING FY1983 AND RECEIVING RETIRED PAY AS OF SEPT 30, 1983 BY RANK AND YOS FOR RETIREMENT PURPOSES

YOS	NAVY										DISABILITY ONLY										E-1	E-2	E-3	E-4	E-5	E-6	E-7	E-8	E-9	M-1	M-2	M-3	M-4	M-5	M-6	M-7	M-8	M-9	M-10	M-11	M-12	M-13	M-14	M-15	M-16	M-17	M-18	M-19	M-20	M-21	M-22	M-23	M-24	M-25	M-26	M-27	M-28	M-29	M-30	M-31	M-32	M-33	M-34	M-35	M-36	M-37	M-38	M-39	M-40	M-41	M-42	M-43	M-44	M-45	M-46	M-47	M-48	M-49	M-50	M-51	M-52	M-53	M-54	M-55	M-56	M-57	M-58	M-59	M-60	M-61	M-62	M-63	M-64	M-65	M-66	M-67	M-68	M-69	M-70	M-71	M-72	M-73	M-74	M-75	M-76	M-77	M-78	M-79	M-80	M-81	M-82	M-83	M-84	M-85	M-86	M-87	M-88	M-89	M-90	M-91	M-92	M-93	M-94	M-95	M-96	M-97	M-98	M-99	M-100	M-101	M-102	M-103	M-104	M-105	M-106	M-107	M-108	M-109	M-110	M-111	M-112	M-113	M-114	M-115	M-116	M-117	M-118	M-119	M-120	M-121	M-122	M-123	M-124	M-125	M-126	M-127	M-128	M-129	M-130	M-131	M-132	M-133	M-134	M-135	M-136	M-137	M-138	M-139	M-140	M-141	M-142	M-143	M-144	M-145	M-146	M-147	M-148	M-149	M-150	M-151	M-152	M-153	M-154	M-155	M-156	M-157	M-158	M-159	M-160	M-161	M-162	M-163	M-164	M-165	M-166	M-167	M-168	M-169	M-170	M-171	M-172	M-173	M-174	M-175	M-176	M-177	M-178	M-179	M-180	M-181	M-182	M-183	M-184	M-185	M-186	M-187	M-188	M-189	M-190	M-191	M-192	M-193	M-194	M-195	M-196	M-197	M-198	M-199	M-200	M-201	M-202	M-203	M-204	M-205	M-206	M-207	M-208	M-209	M-210	M-211	M-212	M-213	M-214	M-215	M-216	M-217	M-218	M-219	M-220	M-221	M-222	M-223	M-224	M-225	M-226	M-227	M-228	M-229	M-230	M-231	M-232	M-233	M-234	M-235	M-236	M-237	M-238	M-239	M-240	M-241	M-242	M-243	M-244	M-245	M-246	M-247	M-248	M-249	M-250	M-251	M-252	M-253	M-254	M-255	M-256	M-257	M-258	M-259	M-260	M-261	M-262	M-263	M-264	M-265	M-266	M-267	M-268	M-269	M-270	M-271	M-272	M-273	M-274	M-275	M-276	M-277	M-278	M-279	M-280	M-281	M-282	M-283	M-284	M-285	M-286	M-287	M-288	M-289	M-290	M-291	M-292	M-293	M-294	M-295	M-296	M-297	M-298	M-299	M-300	M-301	M-302	M-303	M-304	M-305	M-306	M-307	M-308	M-309	M-310	M-311	M-312	M-313	M-314	M-315	M-316	M-317	M-318	M-319	M-320	M-321	M-322	M-323	M-324	M-325	M-326	M-327	M-328	M-329	M-330	M-331	M-332	M-333	M-334	M-335	M-336	M-337	M-338	M-339	M-340	M-341	M-342	M-343	M-344	M-345	M-346	M-347	M-348	M-349	M-350	M-351	M-352	M-353	M-354	M-355	M-356	M-357	M-358	M-359	M-360	M-361	M-362	M-363	M-364	M-365	M-366	M-367	M-368	M-369	M-370	M-371	M-372	M-373	M-374	M-375	M-376	M-377	M-378	M-379	M-380	M-381	M-382	M-383	M-384	M-385	M-386	M-387	M-388	M-389	M-390	M-391	M-392	M-393	M-394	M-395	M-396	M-397	M-398	M-399	M-400	M-401	M-402	M-403	M-404	M-405	M-406	M-407	M-408	M-409	M-410	M-411	M-412	M-413	M-414	M-415	M-416	M-417	M-418	M-419	M-420	M-421	M-422	M-423	M-424	M-425	M-426	M-427	M-428	M-429	M-430	M-431	M-432	M-433	M-434	M-435	M-436	M-437	M-438	M-439	M-440	M-441	M-442	M-443	M-444	M-445	M-446	M-447	M-448	M-449	M-450	M-451	M-452	M-453	M-454	M-455	M-456	M-457	M-458	M-459	M-460	M-461	M-462	M-463	M-464	M-465	M-466	M-467	M-468	M-469	M-470	M-471	M-472	M-473	M-474	M-475	M-476	M-477	M-478	M-479	M-480	M-481	M-482	M-483	M-484	M-485	M-486	M-487	M-488	M-489	M-490	M-491	M-492	M-493	M-494	M-495	M-496	M-497	M-498	M-499	M-500	M-501	M-502	M-503	M-504	M-505	M-506	M-507	M-508	M-509	M-510	M-511	M-512	M-513	M-514	M-515	M-516	M-517	M-518	M-519	M-520	M-521	M-522	M-523	M-524	M-525	M-526	M-527	M-528	M-529	M-530	M-531	M-532	M-533	M-534	M-535	M-536	M-537	M-538	M-539	M-540	M-541	M-542	M-543	M-544	M-545	M-546	M-547	M-548	M-549	M-550	M-551	M-552	M-553	M-554	M-555	M-556	M-557	M-558	M-559	M-560	M-561	M-562	M-563	M-564	M-565	M-566	M-567	M-568	M-569	M-570	M-571	M-572	M-573	M-574	M-575	M-576	M-577	M-578	M-579	M-580	M-581	M-582	M-583	M-584	M-585	M-586	M-587	M-588	M-589	M-590	M-591	M-592	M-593	M-594	M-595	M-596	M-597	M-598	M-599	M-600	M-601	M-602	M-603	M-604	M-605	M-606	M-607	M-608	M-609	M-610	M-611	M-612	M-613	M-614	M-615	M-616	M-617	M-618	M-619	M-620	M-621	M-622	M-623	M-624	M-625	M-626	M-627	M-628	M-629	M-630	M-631	M-632	M-633	M-634	M-635	M-636	M-637	M-638	M-639	M-640	M-641	M-642	M-643	M-644	M-645	M-646	M-647	M-648	M-649	M-650	M-651	M-652	M-653	M-654	M-655	M-656	M-657	M-658	M-659	M-660	M-661	M-662	M-663	M-664	M-665	M-666	M-667	M-668	M-669	M-670	M-671	M-672	M-673	M-674	M-675	M-676	M-677	M-678	M-679	M-680	M-681	M-682	M-683	M-684	M-685	M-686	M-687	M-688	M-689	M-690	M-691	M-692	M-693	M-694	M-695	M-696	M-697	M-698	M-699	M-700	M-701	M-702	M-703	M-704	M-705	M-706	M-707	M-708	M-709	M-710	M-711	M-712	M-713	M-714	M-715	M-716	M-717	M-718	M-719	M-720	M-721	M-722	M-723	M-724	M-725	M-726	M-727	M-728	M-729	M-730	M-731	M-732	M-733	M-734	M-735	M-736	M-737	M-738	M-739	M-740	M-741	M-742	M-743	M-744	M-745	M-746	M-747	M-748	M-749	M-750	M-751	M-752	M-753	M-754	M-755	M-756	M-757	M-758	M-759	M-760	M-761	M-762	M-763	M-764	M-765	M-766	M-767	M-768	M-769	M-770	M-771	M-772	M-773	M-774	M-775	M-776	M-777	M-778	M-779	M-780	M-781	M-782	M-783	M-784	M-785	M-786	M-787	M-788	M-789	M-790	M-791	M-792	M-793	M-794	M-795	M-796	M-797	M-798	M-799	M-800	M-801	M-802	M-803	M-804	M-805	M-806	M-807	M-808	M-809	M-810	M-811	M-812	M-813	M-814	M-815	M-816	M-817	M-818	M-819	M-820	M-821	M-822	M-823	M-824	M-825	M-826	M-827	M-828	M-829	M-830	M-831	M-832	M-833	M-834	M-835	M-836	M-837	M-838	M-839	M-840	M-841	M-842	M-843	M-844	M-845	M-846	M-847	M-848	M-849	M-850	M-851	M-852	M-853	M-854	M-855	M-856	M-857	M-858	M-859	M-860	M-861	M-862	M-863	M-864	M-865	M-866	M-867	M-868	M-869	M-870	M-871	M-872	M-873</
-----	------	--	--	--	--	--	--	--	--	--	-----------------	--	--	--	--	--	--	--	--	--	-----	-----	-----	-----	-----	-----	-----	-----	-----	-----	-----	-----	-----	-----	-----	-----	-----	-----	------	------	------	------	------	------	------	------	------	------	------	------	------	------	------	------	------	------	------	------	------	------	------	------	------	------	------	------	------	------	------	------	------	------	------	------	------	------	------	------	------	------	------	------	------	------	------	------	------	------	------	------	------	------	------	------	------	------	------	------	------	------	------	------	------	------	------	------	------	------	------	------	------	------	------	------	------	------	------	------	------	------	------	------	------	------	------	------	------	------	-------	-------	-------	-------	-------	-------	-------	-------	-------	-------	-------	-------	-------	-------	-------	-------	-------	-------	-------	-------	-------	-------	-------	-------	-------	-------	-------	-------	-------	-------	-------	-------	-------	-------	-------	-------	-------	-------	-------	-------	-------	-------	-------	-------	-------	-------	-------	-------	-------	-------	-------	-------	-------	-------	-------	-------	-------	-------	-------	-------	-------	-------	-------	-------	-------	-------	-------	-------	-------	-------	-------	-------	-------	-------	-------	-------	-------	-------	-------	-------	-------	-------	-------	-------	-------	-------	-------	-------	-------	-------	-------	-------	-------	-------	-------	-------	-------	-------	-------	-------	-------	-------	-------	-------	-------	-------	-------	-------	-------	-------	-------	-------	-------	-------	-------	-------	-------	-------	-------	-------	-------	-------	-------	-------	-------	-------	-------	-------	-------	-------	-------	-------	-------	-------	-------	-------	-------	-------	-------	-------	-------	-------	-------	-------	-------	-------	-------	-------	-------	-------	-------	-------	-------	-------	-------	-------	-------	-------	-------	-------	-------	-------	-------	-------	-------	-------	-------	-------	-------	-------	-------	-------	-------	-------	-------	-------	-------	-------	-------	-------	-------	-------	-------	-------	-------	-------	-------	-------	-------	-------	-------	-------	-------	-------	-------	-------	-------	-------	-------	-------	-------	-------	-------	-------	-------	-------	-------	-------	-------	-------	-------	-------	-------	-------	-------	-------	-------	-------	-------	-------	-------	-------	-------	-------	-------	-------	-------	-------	-------	-------	-------	-------	-------	-------	-------	-------	-------	-------	-------	-------	-------	-------	-------	-------	-------	-------	-------	-------	-------	-------	-------	-------	-------	-------	-------	-------	-------	-------	-------	-------	-------	-------	-------	-------	-------	-------	-------	-------	-------	-------	-------	-------	-------	-------	-------	-------	-------	-------	-------	-------	-------	-------	-------	-------	-------	-------	-------	-------	-------	-------	-------	-------	-------	-------	-------	-------	-------	-------	-------	-------	-------	-------	-------	-------	-------	-------	-------	-------	-------	-------	-------	-------	-------	-------	-------	-------	-------	-------	-------	-------	-------	-------	-------	-------	-------	-------	-------	-------	-------	-------	-------	-------	-------	-------	-------	-------	-------	-------	-------	-------	-------	-------	-------	-------	-------	-------	-------	-------	-------	-------	-------	-------	-------	-------	-------	-------	-------	-------	-------	-------	-------	-------	-------	-------	-------	-------	-------	-------	-------	-------	-------	-------	-------	-------	-------	-------	-------	-------	-------	-------	-------	-------	-------	-------	-------	-------	-------	-------	-------	-------	-------	-------	-------	-------	-------	-------	-------	-------	-------	-------	-------	-------	-------	-------	-------	-------	-------	-------	-------	-------	-------	-------	-------	-------	-------	-------	-------	-------	-------	-------	-------	-------	-------	-------	-------	-------	-------	-------	-------	-------	-------	-------	-------	-------	-------	-------	-------	-------	-------	-------	-------	-------	-------	-------	-------	-------	-------	-------	-------	-------	-------	-------	-------	-------	-------	-------	-------	-------	-------	-------	-------	-------	-------	-------	-------	-------	-------	-------	-------	-------	-------	-------	-------	-------	-------	-------	-------	-------	-------	-------	-------	-------	-------	-------	-------	-------	-------	-------	-------	-------	-------	-------	-------	-------	-------	-------	-------	-------	-------	-------	-------	-------	-------	-------	-------	-------	-------	-------	-------	-------	-------	-------	-------	-------	-------	-------	-------	-------	-------	-------	-------	-------	-------	-------	-------	-------	-------	-------	-------	-------	-------	-------	-------	-------	-------	-------	-------	-------	-------	-------	-------	-------	-------	-------	-------	-------	-------	-------	-------	-------	-------	-------	-------	-------	-------	-------	-------	-------	-------	-------	-------	-------	-------	-------	-------	-------	-------	-------	-------	-------	-------	-------	-------	-------	-------	-------	-------	-------	-------	-------	-------	-------	-------	-------	-------	-------	-------	-------	-------	-------	-------	-------	-------	-------	-------	-------	-------	-------	-------	-------	-------	-------	-------	-------	-------	-------	-------	-------	-------	-------	-------	-------	-------	-------	-------	-------	-------	-------	-------	-------	-------	-------	-------	-------	-------	-------	-------	-------	-------	-------	-------	-------	-------	-------	-------	-------	-------	-------	-------	-------	-------	-------	-------	-------	-------	-------	-------	-------	-------	-------	-------	-------	-------	-------	-------	-------	-------	-------	-------	-------	-------	-------	-------	-------	-------	-------	-------	-------	-------	-------	-------	-------	-------	-------	-------	-------	-------	-------	-------	-------	-------	-------	-------	-------	-------	-------	-------	-------	-------	-------	-------	-------	-------	-------	-------	-------	-------	-------	-------	-------	-------	-------	-------	-------	-------	-------	-------	-------	-------	-------	-------	-------	-------	-------	-------	-------	-------	-------	-------	-------	-------	-------	-------	-------	-------	-------	-------	-------	-------	-------	-------	-------	-------	-------	-------	-------	-------	-------	-------	-------	-------	-------	-------	-------	-------	-------	-------	-------	-------	-------	-------	-------	-------	-------	-------	-------	-------	-------	-------	-------	-------	-------	-------	-------	-------	-------	-------	-------	-------	-------	-------	-------	-------	---------

NUMBER OF MILITARY PERSONNEL RETIRED DURING FY1983 AND RECEIVING RETIRED PAY AS OF
NON DISABILITY EXCLUDING RESERVE PAY

SEPT 30, 1983 BY RANK AND YOS FOR RETIREMENT PURPOSES

YOS	ARMY										M-1	M-2	M-3	M-4	0-1	0-2	0-3	0-4	0-5	0-6	0-7	0-8	0-9	0-10	0-11	0-12	0-13	0-14	0-15	0-16	0-17	0-18	0-19	0-20	0-21	0-22	0-23	0-24	0-25	0-26	0-27	0-28	0-29	0-30	0-31	0-32	0-33	0-34	0-35	0-36	0-37	0-38	0-39	0-40	0-41	0-42	0-43	0-44	0-45	0-46	0-47	0-48	0-49	0-50	0-51	0-52	0-53	0-54	0-55	0-56	0-57	0-58	0-59	0-60	0-61	0-62	0-63	0-64	0-65	0-66	0-67	0-68	0-69	0-70	0-71	0-72	0-73	0-74	0-75	0-76	0-77	0-78	0-79	0-80	0-81	0-82	0-83	0-84	0-85	0-86	0-87	0-88	0-89	0-90	0-91	0-92	0-93	0-94	0-95	0-96	0-97	0-98	0-99	0-100	0-101	0-102	0-103	0-104	0-105	0-106	0-107	0-108	0-109	0-110	0-111	0-112	0-113	0-114	0-115	0-116	0-117	0-118	0-119	0-120	0-121	0-122	0-123	0-124	0-125	0-126	0-127	0-128	0-129	0-130	0-131	0-132	0-133	0-134	0-135	0-136	0-137	0-138	0-139	0-140	0-141	0-142	0-143	0-144	0-145	0-146	0-147	0-148	0-149	0-150	0-151	0-152	0-153	0-154	0-155	0-156	0-157	0-158	0-159	0-160	0-161	0-162	0-163	0-164	0-165	0-166	0-167	0-168	0-169	0-170	0-171	0-172	0-173	0-174	0-175	0-176	0-177	0-178	0-179	0-180	0-181	0-182	0-183	0-184	0-185	0-186	0-187	0-188	0-189	0-190	0-191	0-192	0-193	0-194	0-195	0-196	0-197	0-198	0-199	0-200	0-201	0-202	0-203	0-204	0-205	0-206	0-207	0-208	0-209	0-210	0-211	0-212	0-213	0-214	0-215	0-216	0-217	0-218	0-219	0-220	0-221	0-222	0-223	0-224	0-225	0-226	0-227	0-228	0-229	0-230	0-231	0-232	0-233	0-234	0-235	0-236	0-237	0-238	0-239	0-240	0-241	0-242	0-243	0-244	0-245	0-246	0-247	0-248	0-249	0-250	0-251	0-252	0-253	0-254	0-255	0-256	0-257	0-258	0-259	0-260	0-261	0-262	0-263	0-264	0-265	0-266	0-267	0-268	0-269	0-270	0-271	0-272	0-273	0-274	0-275	0-276	0-277	0-278	0-279	0-280	0-281	0-282	0-283	0-284	0-285	0-286	0-287	0-288	0-289	0-290	0-291	0-292	0-293	0-294	0-295	0-296	0-297	0-298	0-299	0-300	0-301	0-302	0-303	0-304	0-305	0-306	0-307	0-308	0-309	0-310	0-311	0-312	0-313	0-314	0-315	0-316	0-317	0-318	0-319	0-320	0-321	0-322	0-323	0-324	0-325	0-326	0-327	0-328	0-329	0-330	0-331	0-332	0-333	0-334	0-335	0-336	0-337	0-338	0-339	0-340	0-341	0-342	0-343	0-344	0-345	0-346	0-347	0-348	0-349	0-350	0-351	0-352	0-353	0-354	0-355	0-356	0-357	0-358	0-359	0-360	0-361	0-362	0-363	0-364	0-365	0-366	0-367	0-368	0-369	0-370	0-371	0-372	0-373	0-374	0-375	0-376	0-377	0-378	0-379	0-380	0-381	0-382	0-383	0-384	0-385	0-386	0-387	0-388	0-389	0-390	0-391	0-392	0-393	0-394	0-395	0-396	0-397	0-398	0-399	0-400	0-401	0-402	0-403	0-404	0-405	0-406	0-407	0-408	0-409	0-410	0-411	0-412	0-413	0-414	0-415	0-416	0-417	0-418	0-419	0-420	0-421	0-422	0-423	0-424	0-425	0-426	0-427	0-428	0-429	0-430	0-431	0-432	0-433	0-434	0-435	0-436	0-437	0-438	0-439	0-440	0-441	0-442	0-443	0-444	0-445	0-446	0-447	0-448	0-449	0-450	0-451	0-452	0-453	0-454	0-455	0-456	0-457	0-458	0-459	0-460	0-461	0-462	0-463	0-464	0-465	0-466	0-467	0-468	0-469	0-470	0-471	0-472	0-473	0-474	0-475	0-476	0-477	0-478	0-479	0-480	0-481	0-482	0-483	0-484	0-485	0-486	0-487	0-488	0-489	0-490	0-491	0-492	0-493	0-494	0-495	0-496	0-497	0-498	0-499	0-500	0-501	0-502	0-503	0-504	0-505	0-506	0-507	0-508	0-509	0-510	0-511	0-512	0-513	0-514	0-515	0-516	0-517	0-518	0-519	0-520	0-521	0-522	0-523	0-524	0-525	0-526	0-527	0-528	0-529	0-530	0-531	0-532	0-533	0-534	0-535	0-536	0-537	0-538	0-539	0-540	0-541	0-542	0-543	0-544	0-545	0-546	0-547	0-548	0-549	0-550	0-551	0-552	0-553	0-554	0-555	0-556	0-557	0-558	0-559	0-560	0-561	0-562	0-563	0-564	0-565	0-566	0-567	0-568	0-569	0-570	0-571	0-572	0-573	0-574	0-575	0-576	0-577	0-578	0-579	0-580	0-581	0-582	0-583	0-584	0-585	0-586	0-587	0-588	0-589	0-590	0-591	0-592	0-593	0-594	0-595	0-596	0-597	0-598	0-599	0-600	0-601	0-602	0-603	0-604	0-605	0-606	0-607	0-608	0-609	0-610	0-611	0-612	0-613	0-614	0-615	0-616	0-617	0-618	0-619	0-620	0-621	0-622	0-623	0-624	0-625	0-626	0-627	0-628	0-629	0-630	0-631	0-632	0-633	0-634	0-635	0-636	0-637	0-638	0-639	0-640	0-641	0-642	0-643	0-644	0-645	0-646	0-647	0-648	0-649	0-650	0-651	0-652	0-653	0-654	0-655	0-656	0-657	0-658	0-659	0-660	0-661	0-662	0-663	0-664	0-665	0-666	0-667	0-668	0-669	0-670	0-671	0-672	0-673	0-674	0-675	0-676	0-677	0-678	0-679	0-680	0-681	0-682	0-683	0-684	0-685	0-686	0-687	0-688	0-689	0-690	0-691	0-692	0-693	0-694	0-695	0-696	0-697	0-698	0-699	0-700	0-701	0-702	0-703	0-704	0-705	0-706	0-707	0-708	0-709	0-710	0-711	0-712	0-713	0-714	0-715	0-716	0-717	0-718	0-719	0-720	0-721	0-722	0-723	0-724	0-725	0-726	0-727	0-728	0-729	0-730	0-731	0-732	0-733	0-734	0-735	0-736	0-737	0-738	0-739	0-740	0-741	0-742	0-743	0-744	0-745	0-746	0-747	0-748	0-749	0-750	0-751	0-752	0-753	0-754	0-755	0-756	0-757	0-758	0-759	0-760	0-761	0-762	0-763	0-764	0-765	0-766	0-767	0-768	0-769	0-770	0-771	0-772	0-773	0-774	0-775	0-776	0-777	0-778	0-779	0-780	0-781	0-782	0-783	0-784	0-785	0-786	0-787	0-788	0-789	0-790	0-791	0-792	0-793	0-794	0-795	0-796	0-797	0-798	0-799	0-800	0-801	0-802	0-803	0-804	0-805	0-806	0-807	0-808	0-809	0-810	0-811	0-812	0-813	0-814	0-815	0-816	0-817	0-818	0-819	0-820	0-821	0-822	0-823	0-824	0-825	0-826	0-827	0-828	0-829	0-830	0-831	0-832	0-833	0-834	0-835	0-836	0-837	0-838	0-839	0-840	0-841	0-842	0-843	0-844	0-845	0-846	0-847	0-848	0-849	0-850	0-851	0-852	0-853	0-854	0-855	0-856	0-857	0-858	0-859	0-860	0-861	0-862	0-863	0-864	0-865	0-866	0-867	0-868	0-869	0-870	0-871	0-872	0-873	0-874	0-
-----	------	--	--	--	--	--	--	--	--	--	-----	-----	-----	-----	-----	-----	-----	-----	-----	-----	-----	-----	-----	------	------	------	------	------	------	------	------	------	------	------	------	------	------	------	------	------	------	------	------	------	------	------	------	------	------	------	------	------	------	------	------	------	------	------	------	------	------	------	------	------	------	------	------	------	------	------	------	------	------	------	------	------	------	------	------	------	------	------	------	------	------	------	------	------	------	------	------	------	------	------	------	------	------	------	------	------	------	------	------	------	------	------	------	------	------	------	------	------	------	-------	-------	-------	-------	-------	-------	-------	-------	-------	-------	-------	-------	-------	-------	-------	-------	-------	-------	-------	-------	-------	-------	-------	-------	-------	-------	-------	-------	-------	-------	-------	-------	-------	-------	-------	-------	-------	-------	-------	-------	-------	-------	-------	-------	-------	-------	-------	-------	-------	-------	-------	-------	-------	-------	-------	-------	-------	-------	-------	-------	-------	-------	-------	-------	-------	-------	-------	-------	-------	-------	-------	-------	-------	-------	-------	-------	-------	-------	-------	-------	-------	-------	-------	-------	-------	-------	-------	-------	-------	-------	-------	-------	-------	-------	-------	-------	-------	-------	-------	-------	-------	-------	-------	-------	-------	-------	-------	-------	-------	-------	-------	-------	-------	-------	-------	-------	-------	-------	-------	-------	-------	-------	-------	-------	-------	-------	-------	-------	-------	-------	-------	-------	-------	-------	-------	-------	-------	-------	-------	-------	-------	-------	-------	-------	-------	-------	-------	-------	-------	-------	-------	-------	-------	-------	-------	-------	-------	-------	-------	-------	-------	-------	-------	-------	-------	-------	-------	-------	-------	-------	-------	-------	-------	-------	-------	-------	-------	-------	-------	-------	-------	-------	-------	-------	-------	-------	-------	-------	-------	-------	-------	-------	-------	-------	-------	-------	-------	-------	-------	-------	-------	-------	-------	-------	-------	-------	-------	-------	-------	-------	-------	-------	-------	-------	-------	-------	-------	-------	-------	-------	-------	-------	-------	-------	-------	-------	-------	-------	-------	-------	-------	-------	-------	-------	-------	-------	-------	-------	-------	-------	-------	-------	-------	-------	-------	-------	-------	-------	-------	-------	-------	-------	-------	-------	-------	-------	-------	-------	-------	-------	-------	-------	-------	-------	-------	-------	-------	-------	-------	-------	-------	-------	-------	-------	-------	-------	-------	-------	-------	-------	-------	-------	-------	-------	-------	-------	-------	-------	-------	-------	-------	-------	-------	-------	-------	-------	-------	-------	-------	-------	-------	-------	-------	-------	-------	-------	-------	-------	-------	-------	-------	-------	-------	-------	-------	-------	-------	-------	-------	-------	-------	-------	-------	-------	-------	-------	-------	-------	-------	-------	-------	-------	-------	-------	-------	-------	-------	-------	-------	-------	-------	-------	-------	-------	-------	-------	-------	-------	-------	-------	-------	-------	-------	-------	-------	-------	-------	-------	-------	-------	-------	-------	-------	-------	-------	-------	-------	-------	-------	-------	-------	-------	-------	-------	-------	-------	-------	-------	-------	-------	-------	-------	-------	-------	-------	-------	-------	-------	-------	-------	-------	-------	-------	-------	-------	-------	-------	-------	-------	-------	-------	-------	-------	-------	-------	-------	-------	-------	-------	-------	-------	-------	-------	-------	-------	-------	-------	-------	-------	-------	-------	-------	-------	-------	-------	-------	-------	-------	-------	-------	-------	-------	-------	-------	-------	-------	-------	-------	-------	-------	-------	-------	-------	-------	-------	-------	-------	-------	-------	-------	-------	-------	-------	-------	-------	-------	-------	-------	-------	-------	-------	-------	-------	-------	-------	-------	-------	-------	-------	-------	-------	-------	-------	-------	-------	-------	-------	-------	-------	-------	-------	-------	-------	-------	-------	-------	-------	-------	-------	-------	-------	-------	-------	-------	-------	-------	-------	-------	-------	-------	-------	-------	-------	-------	-------	-------	-------	-------	-------	-------	-------	-------	-------	-------	-------	-------	-------	-------	-------	-------	-------	-------	-------	-------	-------	-------	-------	-------	-------	-------	-------	-------	-------	-------	-------	-------	-------	-------	-------	-------	-------	-------	-------	-------	-------	-------	-------	-------	-------	-------	-------	-------	-------	-------	-------	-------	-------	-------	-------	-------	-------	-------	-------	-------	-------	-------	-------	-------	-------	-------	-------	-------	-------	-------	-------	-------	-------	-------	-------	-------	-------	-------	-------	-------	-------	-------	-------	-------	-------	-------	-------	-------	-------	-------	-------	-------	-------	-------	-------	-------	-------	-------	-------	-------	-------	-------	-------	-------	-------	-------	-------	-------	-------	-------	-------	-------	-------	-------	-------	-------	-------	-------	-------	-------	-------	-------	-------	-------	-------	-------	-------	-------	-------	-------	-------	-------	-------	-------	-------	-------	-------	-------	-------	-------	-------	-------	-------	-------	-------	-------	-------	-------	-------	-------	-------	-------	-------	-------	-------	-------	-------	-------	-------	-------	-------	-------	-------	-------	-------	-------	-------	-------	-------	-------	-------	-------	-------	-------	-------	-------	-------	-------	-------	-------	-------	-------	-------	-------	-------	-------	-------	-------	-------	-------	-------	-------	-------	-------	-------	-------	-------	-------	-------	-------	-------	-------	-------	-------	-------	-------	-------	-------	-------	-------	-------	-------	-------	-------	-------	-------	-------	-------	-------	-------	-------	-------	-------	-------	-------	-------	-------	-------	-------	-------	-------	-------	-------	-------	-------	-------	-------	-------	-------	-------	-------	-------	-------	-------	-------	-------	-------	-------	-------	-------	-------	-------	-------	-------	-------	-------	-------	-------	-------	-------	-------	-------	-------	-------	-------	-------	-------	-------	-------	-------	-------	----

NUMBER OF MILITARY PERSONNEL RETIRED DURING FY1983 AND RECEIVING RETIRED PAY AS OF
 ALL RETIREES EXCLUDING RESERVE RET.

SEPT 30, 1983 BY RANK AND YOS FOR RETIREMENT PURPOSES

ARMY		OFFICERS: AVERAGE/23.70										ENLISTED: AVERAGE/19.57													
YOS	TOTAL	UNK	0-10	0-9	0-8	0-7	0-6	0-5	0-4	0-3	0-2	0-1	M-4	M-3	M-2	M-1	E-9	E-8	E-7	E-6	E-5	E-4	E-3	E-2	E-1
0	199	0	0	0	0	0	0	0	0	0	0	0	0	0	0	0	0	0	0	0	0	0	0	0	0
1	169	0	0	0	0	0	0	0	0	0	0	0	0	0	0	0	0	0	0	0	0	0	0	0	0
2	189	0	0	0	0	0	0	0	0	0	0	0	0	0	0	0	0	0	0	0	0	0	0	0	0
3	144	0	0	0	0	0	0	0	0	0	0	0	0	0	0	0	0	0	0	0	0	0	0	0	0
4	123	0	0	0	0	0	0	0	0	0	0	0	0	0	0	0	0	0	0	0	0	0	0	0	0
5	177	0	0	0	0	0	0	0	0	0	0	0	0	0	0	0	0	0	0	0	0	0	0	0	0
6	74	0	0	0	0	0	0	0	0	0	0	0	0	0	0	0	0	0	0	0	0	0	0	0	0
7	68	0	0	0	0	0	0	0	0	0	0	0	0	0	0	0	0	0	0	0	0	0	0	0	0
8	59	0	0	0	0	0	0	0	0	0	0	0	0	0	0	0	0	0	0	0	0	0	0	0	0
9	54	0	0	0	0	0	0	0	0	0	0	0	0	0	0	0	0	0	0	0	0	0	0	0	0
10	44	0	0	0	0	0	0	0	0	0	0	0	0	0	0	0	0	0	0	0	0	0	0	0	0
11	42	0	0	0	0	0	0	0	0	0	0	0	0	0	0	0	0	0	0	0	0	0	0	0	0
12	45	0	0	0	0	0	0	0	0	0	0	0	0	0	0	0	0	0	0	0	0	0	0	0	0
13	35	0	0	0	0	0	0	0	0	0	0	0	0	0	0	0	0	0	0	0	0	0	0	0	0
14	37	0	0	0	0	0	0	0	0	0	0	0	0	0	0	0	0	0	0	0	0	0	0	0	0
15	35	0	0	0	0	0	0	0	0	0	0	0	0	0	0	0	0	0	0	0	0	0	0	0	0
16	35	0	0	0	0	0	0	0	0	0	0	0	0	0	0	0	0	0	0	0	0	0	0	0	0
17	38	0	0	0	0	0	0	0	0	0	0	0	0	0	0	0	0	0	0	0	0	0	0	0	0
18	47	0	0	0	0	0	0	0	0	0	0	0	0	0	0	0	0	0	0	0	0	0	0	0	0
19	70	0	0	0	0	0	0	0	0	0	0	0	0	0	0	0	0	0	0	0	0	0	0	0	0
20	120	0	0	0	0	0	0	0	0	0	0	0	0	0	0	0	0	0	0	0	0	0	0	0	0
21	135	0	0	0	0	0	0	0	0	0	0	0	0	0	0	0	0	0	0	0	0	0	0	0	0
22	182	0	0	0	0	0	0	0	0	0	0	0	0	0	0	0	0	0	0	0	0	0	0	0	0
23	1611	0	0	0	0	0	0	0	0	0	0	0	0	0	0	0	0	0	0	0	0	0	0	0	0
24	371	0	0	0	0	0	0	0	0	0	0	0	0	0	0	0	0	0	0	0	0	0	0	0	0
25	350	0	0	0	0	0	0	0	0	0	0	0	0	0	0	0	0	0	0	0	0	0	0	0	0
26	427	0	0	0	0	0	0	0	0	0	0	0	0	0	0	0	0	0	0	0	0	0	0	0	0
27	461	0	0	0	0	0	0	0	0	0	0	0	0	0	0	0	0	0	0	0	0	0	0	0	0
28	234	0	0	0	0	0	0	0	0	0	0	0	0	0	0	0	0	0	0	0	0	0	0	0	0
29	229	0	0	0	0	0	0	0	0	0	0	0	0	0	0	0	0	0	0	0	0	0	0	0	0
30	489	0	0	0	0	0	0	0	0	0	0	0	0	0	0	0	0	0	0	0	0	0	0	0	0
31	81	0	0	0	0	0	0	0	0	0	0	0	0	0	0	0	0	0	0	0	0	0	0	0	0
32	31	0	0	0	0	0	0	0	0	0	0	0	0	0	0	0	0	0	0	0	0	0	0	0	0
33	21	0	0	0	0	0	0	0	0	0	0	0	0	0	0	0	0	0	0	0	0	0	0	0	0
34	14	0	0	0	0	0	0	0	0	0	0	0	0	0	0	0	0	0	0	0	0	0	0	0	0
35	27	0	0	0	0	0	0	0	0	0	0	0	0	0	0	0	0	0	0	0	0	0	0	0	0
36	19	0	0	0	0	0	0	0	0	0	0	0	0	0	0	0	0	0	0	0	0	0	0	0	0
37	1	0	0	0	0	0	0	0	0	0	0	0	0	0	0	0	0	0	0	0	0	0	0	0	0
38	1	0	0	0	0	0	0	0	0	0	0	0	0	0	0	0	0	0	0	0	0	0	0	0	0
39	6	0	0	0	0	0	0	0	0	0	0	0	0	0	0	0	0	0	0	0	0	0	0	0	0
40	3	0	0	0	0	0	0	0	0	0	0	0	0	0	0	0	0	0	0	0	0	0	0	0	0
41	0	0	0	0	0	0	0	0	0	0	0	0	0	0	0	0	0	0	0	0	0	0	0	0	0
42	0	0	0	0	0	0	0	0	0	0	0	0	0	0	0	0	0	0	0	0	0	0	0	0	0
43	0	0	0	0	0	0	0	0	0	0	0	0	0	0	0	0	0	0	0	0	0	0	0	0	0
UNK	1	0	0	0	0	0	0	0	0	0	0	0	0	0	0	0	0	0	0	0	0	0	0	0	0
TOT	12128	0	3	15	21	14	652	923	440	82	11	4	295	285	160	2	835	2259	3481	1339	394	459	217	125	112
AVG	20.6	0.3	35.2	35.9	34.4	29.9	28.0	22.8	20.9	13.0	5.5	3.3	26.5	22.1	20.5	20.5	27.2	22.9	21.1	19.0	10.3	4.7	2.5	1.4	1.2

CURRENT FISCAL YEAR (1983) FIGURES ARE PRELIMINARY AND SUBJECT TO MINOR ADJUSTMENTS.
 FIGURES INCLUDE ONLY RETIREES IN PAY STATUS (CURRENTLY RECEIVING PAYMENT FROM DOD) AND HAVE NOT BEEN ADJUSTED TO BUDGET FIGURES.
 MINOR CHANGES WERE MADE IN THE DEFINITION OF YEARS OF SERVICE (YOS) BEGINNING WITH THE F83 STATISTICAL REPORT.

NUMBER OF MILITARY PERSONNEL RETIRED DURING FY1983 AND RECEIVING RETIRED PAY AS OF SEPT 30, 1983 BY RANK AND RETIRED AGE

REI AGE	TOTAL	DOD TOTAL										M-1	E-1	E-2	E-3	E-4	E-5	E-6	E-7	E-8	E-9	M-1	M-2	M-3	M-4	M-5	M-6	M-7	M-8	M-9	M-10	M-11	M-12	M-13	M-14	M-15	M-16	M-17	M-18	M-19	M-20	M-21	M-22	M-23	M-24	M-25	M-26	M-27	M-28	M-29	M-30	M-31	M-32	M-33	M-34	M-35	M-36	M-37	M-38	M-39	M-40	M-41	M-42	M-43	M-44	M-45	M-46	M-47	M-48	M-49	M-50	M-51	M-52	M-53	M-54	M-55	M-56	M-57	M-58	M-59	M-60	M-61	M-62	M-63	M-64	M-65	M-66	M-67	M-68	M-69	M-70	M-71	M-72	M-73	M-74	M-75	M-76	M-77	M-78	M-79	M-80	M-81	M-82	M-83	M-84	M-85	M-86	M-87	M-88	M-89	M-90	M-91	M-92	M-93	M-94	M-95	M-96	M-97	M-98	M-99	M-100	M-101	M-102	M-103	M-104	M-105	M-106	M-107	M-108	M-109	M-110	M-111	M-112	M-113	M-114	M-115	M-116	M-117	M-118	M-119	M-120	M-121	M-122	M-123	M-124	M-125	M-126	M-127	M-128	M-129	M-130	M-131	M-132	M-133	M-134	M-135	M-136	M-137	M-138	M-139	M-140	M-141	M-142	M-143	M-144	M-145	M-146	M-147	M-148	M-149	M-150	M-151	M-152	M-153	M-154	M-155	M-156	M-157	M-158	M-159	M-160	M-161	M-162	M-163	M-164	M-165	M-166	M-167	M-168	M-169	M-170	M-171	M-172	M-173	M-174	M-175	M-176	M-177	M-178	M-179	M-180	M-181	M-182	M-183	M-184	M-185	M-186	M-187	M-188	M-189	M-190	M-191	M-192	M-193	M-194	M-195	M-196	M-197	M-198	M-199	M-200	M-201	M-202	M-203	M-204	M-205	M-206	M-207	M-208	M-209	M-210	M-211	M-212	M-213	M-214	M-215	M-216	M-217	M-218	M-219	M-220	M-221	M-222	M-223	M-224	M-225	M-226	M-227	M-228	M-229	M-230	M-231	M-232	M-233	M-234	M-235	M-236	M-237	M-238	M-239	M-240	M-241	M-242	M-243	M-244	M-245	M-246	M-247	M-248	M-249	M-250	M-251	M-252	M-253	M-254	M-255	M-256	M-257	M-258	M-259	M-260	M-261	M-262	M-263	M-264	M-265	M-266	M-267	M-268	M-269	M-270	M-271	M-272	M-273	M-274	M-275	M-276	M-277	M-278	M-279	M-280	M-281	M-282	M-283	M-284	M-285	M-286	M-287	M-288	M-289	M-290	M-291	M-292	M-293	M-294	M-295	M-296	M-297	M-298	M-299	M-300	M-301	M-302	M-303	M-304	M-305	M-306	M-307	M-308	M-309	M-310	M-311	M-312	M-313	M-314	M-315	M-316	M-317	M-318	M-319	M-320	M-321	M-322	M-323	M-324	M-325	M-326	M-327	M-328	M-329	M-330	M-331	M-332	M-333	M-334	M-335	M-336	M-337	M-338	M-339	M-340	M-341	M-342	M-343	M-344	M-345	M-346	M-347	M-348	M-349	M-350	M-351	M-352	M-353	M-354	M-355	M-356	M-357	M-358	M-359	M-360	M-361	M-362	M-363	M-364	M-365	M-366	M-367	M-368	M-369	M-370	M-371	M-372	M-373	M-374	M-375	M-376	M-377	M-378	M-379	M-380	M-381	M-382	M-383	M-384	M-385	M-386	M-387	M-388	M-389	M-390	M-391	M-392	M-393	M-394	M-395	M-396	M-397	M-398	M-399	M-400	M-401	M-402	M-403	M-404	M-405	M-406	M-407	M-408	M-409	M-410	M-411	M-412	M-413	M-414	M-415	M-416	M-417	M-418	M-419	M-420	M-421	M-422	M-423	M-424	M-425	M-426	M-427	M-428	M-429	M-430	M-431	M-432	M-433	M-434	M-435	M-436	M-437	M-438	M-439	M-440	M-441	M-442	M-443	M-444	M-445	M-446	M-447	M-448	M-449	M-450	M-451	M-452	M-453	M-454	M-455	M-456	M-457	M-458	M-459	M-460	M-461	M-462	M-463	M-464	M-465	M-466	M-467	M-468	M-469	M-470	M-471	M-472	M-473	M-474	M-475	M-476	M-477	M-478	M-479	M-480	M-481	M-482	M-483	M-484	M-485	M-486	M-487	M-488	M-489	M-490	M-491	M-492	M-493	M-494	M-495	M-496	M-497	M-498	M-499	M-500	M-501	M-502	M-503	M-504	M-505	M-506	M-507	M-508	M-509	M-510	M-511	M-512	M-513	M-514	M-515	M-516	M-517	M-518	M-519	M-520	M-521	M-522	M-523	M-524	M-525	M-526	M-527	M-528	M-529	M-530	M-531	M-532	M-533	M-534	M-535	M-536	M-537	M-538	M-539	M-540	M-541	M-542	M-543	M-544	M-545	M-546	M-547	M-548	M-549	M-550	M-551	M-552	M-553	M-554	M-555	M-556	M-557	M-558	M-559	M-560	M-561	M-562	M-563	M-564	M-565	M-566	M-567	M-568	M-569	M-570	M-571	M-572	M-573	M-574	M-575	M-576	M-577	M-578	M-579	M-580	M-581	M-582	M-583	M-584	M-585	M-586	M-587	M-588	M-589	M-590	M-591	M-592	M-593	M-594	M-595	M-596	M-597	M-598	M-599	M-600	M-601	M-602	M-603	M-604	M-605	M-606	M-607	M-608	M-609	M-610	M-611	M-612	M-613	M-614	M-615	M-616	M-617	M-618	M-619	M-620	M-621	M-622	M-623	M-624	M-625	M-626	M-627	M-628	M-629	M-630	M-631	M-632	M-633	M-634	M-635	M-636	M-637	M-638	M-639	M-640	M-641	M-642	M-643	M-644	M-645	M-646	M-647	M-648	M-649	M-650	M-651	M-652	M-653	M-654	M-655	M-656	M-657	M-658	M-659	M-660	M-661	M-662	M-663	M-664	M-665	M-666	M-667	M-668	M-669	M-670	M-671	M-672	M-673	M-674	M-675	M-676	M-677	M-678	M-679	M-680	M-681	M-682	M-683	M-684	M-685	M-686	M-687	M-688	M-689	M-690	M-691	M-692	M-693	M-694	M-695	M-696	M-697	M-698	M-699	M-700	M-701	M-702	M-703	M-704	M-705	M-706	M-707	M-708	M-709	M-710	M-711	M-712	M-713	M-714	M-715	M-716	M-717	M-718	M-719	M-720	M-721	M-722	M-723	M-724	M-725	M-726	M-727	M-728	M-729	M-730	M-731	M-732	M-733	M-734	M-735	M-736	M-737	M-738	M-739	M-740	M-741	M-742	M-743	M-744	M-745	M-746	M-747	M-748	M-749	M-750	M-751	M-752	M-753	M-754	M-755	M-756	M-757	M-758	M-759	M-760	M-761	M-762	M-763	M-764	M-765	M-766	M-767	M-768	M-769	M-770	M-771	M-772	M-773	M-774	M-775	M-776	M-777	M-778	M-779	M-780	M-781	M-782	M-783	M-784	M-785	M-786	M-787	M-788	M-789	M-790	M-791	M-792	M-793	M-794	M-795	M-796	M-797	M-798	M-799	M-800	M-801	M-802	M-803	M-804	M-805	M-806	M-807	M-808	M-809	M-810	M-811	M-812	M-813	M-814	M-815	M-816	M-817	M-818	M-819	M-820	M-821	M-822	M-823	M-824	M-825	M-826	M-827	M-828	M-829	M-830	M-831	M-832	M-833	M-834	M-835	M-836	M-837	M-838	M-839	M-840	M-841	M-842	M-843	M-844	M-845	M-846	M-847	M-848	M-849	M-850	M-851	M-852	M-853	M-854	M-855	M-856	M-857	M-858	M-859	M-860	M-861	M-862	M-863	M-864	M-865	M-866	M-867	M-868	M-869	M-870	M-871	M-872
------------	-------	-----------	--	--	--	--	--	--	--	--	--	-----	-----	-----	-----	-----	-----	-----	-----	-----	-----	-----	-----	-----	-----	-----	-----	-----	-----	-----	------	------	------	------	------	------	------	------	------	------	------	------	------	------	------	------	------	------	------	------	------	------	------	------	------	------	------	------	------	------	------	------	------	------	------	------	------	------	------	------	------	------	------	------	------	------	------	------	------	------	------	------	------	------	------	------	------	------	------	------	------	------	------	------	------	------	------	------	------	------	------	------	------	------	------	------	------	------	------	------	------	------	------	------	------	------	------	------	------	------	-------	-------	-------	-------	-------	-------	-------	-------	-------	-------	-------	-------	-------	-------	-------	-------	-------	-------	-------	-------	-------	-------	-------	-------	-------	-------	-------	-------	-------	-------	-------	-------	-------	-------	-------	-------	-------	-------	-------	-------	-------	-------	-------	-------	-------	-------	-------	-------	-------	-------	-------	-------	-------	-------	-------	-------	-------	-------	-------	-------	-------	-------	-------	-------	-------	-------	-------	-------	-------	-------	-------	-------	-------	-------	-------	-------	-------	-------	-------	-------	-------	-------	-------	-------	-------	-------	-------	-------	-------	-------	-------	-------	-------	-------	-------	-------	-------	-------	-------	-------	-------	-------	-------	-------	-------	-------	-------	-------	-------	-------	-------	-------	-------	-------	-------	-------	-------	-------	-------	-------	-------	-------	-------	-------	-------	-------	-------	-------	-------	-------	-------	-------	-------	-------	-------	-------	-------	-------	-------	-------	-------	-------	-------	-------	-------	-------	-------	-------	-------	-------	-------	-------	-------	-------	-------	-------	-------	-------	-------	-------	-------	-------	-------	-------	-------	-------	-------	-------	-------	-------	-------	-------	-------	-------	-------	-------	-------	-------	-------	-------	-------	-------	-------	-------	-------	-------	-------	-------	-------	-------	-------	-------	-------	-------	-------	-------	-------	-------	-------	-------	-------	-------	-------	-------	-------	-------	-------	-------	-------	-------	-------	-------	-------	-------	-------	-------	-------	-------	-------	-------	-------	-------	-------	-------	-------	-------	-------	-------	-------	-------	-------	-------	-------	-------	-------	-------	-------	-------	-------	-------	-------	-------	-------	-------	-------	-------	-------	-------	-------	-------	-------	-------	-------	-------	-------	-------	-------	-------	-------	-------	-------	-------	-------	-------	-------	-------	-------	-------	-------	-------	-------	-------	-------	-------	-------	-------	-------	-------	-------	-------	-------	-------	-------	-------	-------	-------	-------	-------	-------	-------	-------	-------	-------	-------	-------	-------	-------	-------	-------	-------	-------	-------	-------	-------	-------	-------	-------	-------	-------	-------	-------	-------	-------	-------	-------	-------	-------	-------	-------	-------	-------	-------	-------	-------	-------	-------	-------	-------	-------	-------	-------	-------	-------	-------	-------	-------	-------	-------	-------	-------	-------	-------	-------	-------	-------	-------	-------	-------	-------	-------	-------	-------	-------	-------	-------	-------	-------	-------	-------	-------	-------	-------	-------	-------	-------	-------	-------	-------	-------	-------	-------	-------	-------	-------	-------	-------	-------	-------	-------	-------	-------	-------	-------	-------	-------	-------	-------	-------	-------	-------	-------	-------	-------	-------	-------	-------	-------	-------	-------	-------	-------	-------	-------	-------	-------	-------	-------	-------	-------	-------	-------	-------	-------	-------	-------	-------	-------	-------	-------	-------	-------	-------	-------	-------	-------	-------	-------	-------	-------	-------	-------	-------	-------	-------	-------	-------	-------	-------	-------	-------	-------	-------	-------	-------	-------	-------	-------	-------	-------	-------	-------	-------	-------	-------	-------	-------	-------	-------	-------	-------	-------	-------	-------	-------	-------	-------	-------	-------	-------	-------	-------	-------	-------	-------	-------	-------	-------	-------	-------	-------	-------	-------	-------	-------	-------	-------	-------	-------	-------	-------	-------	-------	-------	-------	-------	-------	-------	-------	-------	-------	-------	-------	-------	-------	-------	-------	-------	-------	-------	-------	-------	-------	-------	-------	-------	-------	-------	-------	-------	-------	-------	-------	-------	-------	-------	-------	-------	-------	-------	-------	-------	-------	-------	-------	-------	-------	-------	-------	-------	-------	-------	-------	-------	-------	-------	-------	-------	-------	-------	-------	-------	-------	-------	-------	-------	-------	-------	-------	-------	-------	-------	-------	-------	-------	-------	-------	-------	-------	-------	-------	-------	-------	-------	-------	-------	-------	-------	-------	-------	-------	-------	-------	-------	-------	-------	-------	-------	-------	-------	-------	-------	-------	-------	-------	-------	-------	-------	-------	-------	-------	-------	-------	-------	-------	-------	-------	-------	-------	-------	-------	-------	-------	-------	-------	-------	-------	-------	-------	-------	-------	-------	-------	-------	-------	-------	-------	-------	-------	-------	-------	-------	-------	-------	-------	-------	-------	-------	-------	-------	-------	-------	-------	-------	-------	-------	-------	-------	-------	-------	-------	-------	-------	-------	-------	-------	-------	-------	-------	-------	-------	-------	-------	-------	-------	-------	-------	-------	-------	-------	-------	-------	-------	-------	-------	-------	-------	-------	-------	-------	-------	-------	-------	-------	-------	-------	-------	-------	-------	-------	-------	-------	-------	-------	-------	-------	-------	-------	-------	-------	-------	-------	-------	-------	-------	-------	-------	-------	-------	-------	-------	-------	-------	-------	-------	-------	-------	-------	-------	-------	-------	-------	-------	-------	-------	-------	-------	-------	-------	-------	-------	-------	-------	-------	-------	-------	-------	-------	-------	-------	-------	-------	-------	-------	-------	-------	-------	-------	-------	-------	-------	-------	-------	-------	-------	-------	-------	-------	-------	-------	-------	-------	-------	-------	-------	-------	-------	-------	-------	-------	-------	-------	-------	-------

NUMBER OF MILITARY PERSONNEL RETIRED DURING FY1983 AND RECEIVING RETIRED PAY AS OF SEPT 30, 1983 BY RANK AND RETIRED AGE

RET AGE	TOTAL	UNK	0-12	0-9	0-8	0-7	0-6	0-5	0-4	0-3	0-2	0-1	M-4	M-3	M-2	M-1	E-9	E-8	E-7	E-6	E-5	E-4	E-3	E-2	E-1
17	0	0	0	0	0	0	0	0	0	0	0	0	0	0	0	0	0	0	0	0	0	0	0	0	0
18	0	0	0	0	0	0	0	0	0	0	0	0	0	0	0	0	0	0	0	0	0	0	0	0	0
19	0	0	0	0	0	0	0	0	0	0	0	0	0	0	0	0	0	0	0	0	0	0	0	0	0
20	0	0	0	0	0	0	0	0	0	0	0	0	0	0	0	0	0	0	0	0	0	0	0	0	0
21	0	0	0	0	0	0	0	0	0	0	0	0	0	0	0	0	0	0	0	0	0	0	0	0	0
22	0	0	0	0	0	0	0	0	0	0	0	0	0	0	0	0	0	0	0	0	0	0	0	0	0
23	0	0	0	0	0	0	0	0	0	0	0	0	0	0	0	0	0	0	0	0	0	0	0	0	0
24	0	0	0	0	0	0	0	0	0	0	0	0	0	0	0	0	0	0	0	0	0	0	0	0	0
25	0	0	0	0	0	0	0	0	0	0	0	0	0	0	0	0	0	0	0	0	0	0	0	0	0
26	0	0	0	0	0	0	0	0	0	0	0	0	0	0	0	0	0	0	0	0	0	0	0	0	0
27	0	0	0	0	0	0	0	0	0	0	0	0	0	0	0	0	0	0	0	0	0	0	0	0	0
28	0	0	0	0	0	0	0	0	0	0	0	0	0	0	0	0	0	0	0	0	0	0	0	0	0
29	0	0	0	0	0	0	0	0	0	0	0	0	0	0	0	0	0	0	0	0	0	0	0	0	0
30	0	0	0	0	0	0	0	0	0	0	0	0	0	0	0	0	0	0	0	0	0	0	0	0	0
31	0	0	0	0	0	0	0	0	0	0	0	0	0	0	0	0	0	0	0	0	0	0	0	0	0
32	0	0	0	0	0	0	0	0	0	0	0	0	0	0	0	0	0	0	0	0	0	0	0	0	0
33	0	0	0	0	0	0	0	0	0	0	0	0	0	0	0	0	0	0	0	0	0	0	0	0	0
34	0	0	0	0	0	0	0	0	0	0	0	0	0	0	0	0	0	0	0	0	0	0	0	0	0
35	0	0	0	0	0	0	0	0	0	0	0	0	0	0	0	0	0	0	0	0	0	0	0	0	0
36	26	0	0	0	0	0	0	0	0	0	0	0	0	0	0	0	0	0	0	0	0	0	0	0	0
37	575	0	0	0	0	0	0	0	0	0	0	0	0	0	0	0	0	0	0	0	0	0	0	0	0
38	2214	0	0	0	0	0	0	0	0	0	0	0	0	0	0	0	0	0	0	0	0	0	0	0	0
39	3522	0	0	0	0	0	0	0	0	0	0	0	0	0	0	0	0	0	0	0	0	0	0	0	0
40	3677	0	0	0	0	0	0	0	0	0	0	0	0	0	0	0	0	0	0	0	0	0	0	0	0
41	2914	0	0	0	0	0	0	0	0	0	0	0	0	0	0	0	0	0	0	0	0	0	0	0	0
42	2795	0	0	0	0	0	0	0	0	0	0	0	0	0	0	0	0	0	0	0	0	0	0	0	0
43	2277	0	0	0	0	0	0	0	0	0	0	0	0	0	0	0	0	0	0	0	0	0	0	0	0
44	1770	0	0	0	0	0	0	0	0	0	0	0	0	0	0	0	0	0	0	0	0	0	0	0	0
45	0	0	0	0	0	0	0	0	0	0	0	0	0	0	0	0	0	0	0	0	0	0	0	0	0
46	1400	0	0	0	0	0	0	0	0	0	0	0	0	0	0	0	0	0	0	0	0	0	0	0	0
47	11225	0	0	0	0	0	0	0	0	0	0	0	0	0	0	0	0	0	0	0	0	0	0	0	0
48	11055	0	0	0	0	0	0	0	0	0	0	0	0	0	0	0	0	0	0	0	0	0	0	0	0
49	8165	0	0	0	0	0	0	0	0	0	0	0	0	0	0	0	0	0	0	0	0	0	0	0	0
50	7176	0	0	0	0	0	0	0	0	0	0	0	0	0	0	0	0	0	0	0	0	0	0	0	0
51	6222	0	0	0	0	0	0	0	0	0	0	0	0	0	0	0	0	0	0	0	0	0	0	0	0
52	2728	0	0	0	0	0	0	0	0	0	0	0	0	0	0	0	0	0	0	0	0	0	0	0	0
53	2178	0	0	0	0	0	0	0	0	0	0	0	0	0	0	0	0	0	0	0	0	0	0	0	0
54	77	0	0	0	0	0	0	0	0	0	0	0	0	0	0	0	0	0	0	0	0	0	0	0	0
55	56	0	0	0	0	0	0	0	0	0	0	0	0	0	0	0	0	0	0	0	0	0	0	0	0
56	56	0	0	0	0	0	0	0	0	0	0	0	0	0	0	0	0	0	0	0	0	0	0	0	0
57	56	0	0	0	0	0	0	0	0	0	0	0	0	0	0	0	0	0	0	0	0	0	0	0	0
58	56	0	0	0	0	0	0	0	0	0	0	0	0	0	0	0	0	0	0	0	0	0	0	0	0
59	24	0	0	0	0	0	0	0	0	0	0	0	0	0	0	0	0	0	0	0	0	0	0	0	0
60	965	0	0	0	0	0	0	0	0	0	0	0	0	0	0	0	0	0	0	0	0	0	0	0	0
61	65	0	0	0	0	0	0	0	0	0	0	0	0	0	0	0	0	0	0	0	0	0	0	0	0
62	2	0	0	0	0	0	0	0	0	0	0	0	0	0	0	0	0	0	0	0	0	0	0	0	0
63	2	0	0	0	0	0	0	0	0	0	0	0	0	0	0	0	0	0	0	0	0	0	0	0	0
64	2	0	0	0	0	0	0	0	0	0	0	0	0	0	0	0	0	0	0	0	0	0	0	0	0
65	2	0	0	0	0	0	0	0	0	0	0	0	0	0	0	0	0	0	0	0	0	0	0	0	0
66	0	0	0	0	0	0	0	0	0	0	0	0	0	0	0	0	0	0	0	0	0	0	0	0	0
67	0	0	0	0	0	0	0	0	0	0	0	0	0	0	0	0	0	0	0	0	0	0	0	0	0
68	0	0	0	0	0	0	0	0	0	0	0	0	0	0	0	0	0	0	0	0	0	0	0	0	0
69	0	0	0	0	0	0	0	0	0	0	0	0	0	0	0	0	0	0	0	0	0	0	0	0	0
70*	0	0	0	0	0	0	0	0	0	0	0	0	0	0	0	0	0	0	0	0	0	0	0	0	0
UNK	27	0	0	0	0	0	0	0	0	0	0	0	0	0	0	0	0	0	0	0	0	0	0	0	0
TOT	3996	0	0	0	0	0	0	0	0	0	0	0	0	0	0	0	0	0	0	0	0	0	0	0	0
AVG	47.4	0.3	57.9	56.6	56.6	56.2	53.7	52.9	52.6	51.0	55.5	60.0	51.7	46.1	44.6	59.7	48.3	44.9	43.5	42.4	45.9	44.6	41.5	47.5	41.0

OFFICERS: AVERAGE/52-50 MODE/60

CURRENT FISCAL YEAR ('983) FIGURES ARE PRELIMINARY AND SUBJECT TO MINOR ADJUSTMENTS.

FIGURES INCLUDE ONLY RETIREES IN PAY STATUS 1 (CURRENTLY RECEIVING PAYMENT FROM DOD) AND HAVE NOT BEEN ADJUSTED TO BUDGET FIGURES. DMDC - DOD ACTUARYS OFFICE

ENLISTED: AVERAGE/44-20 MODE/40

NUMBER OF MILITARY PERSONNEL RETIRED DURING FY1983 AND RECEIVING RETIRED PAY AS OF SEPT 30, 1983 BY RANK AND YOS FOR RETIREMENT PURPOSES

YOS	DDD TOTAL											E-1	E-2	E-3	E-4	E-5	E-6	E-7	E-8	E-9	M-1	M-2	M-3	M-4	M-5	M-6	M-7	M-8	M-9	M-10	M-11	M-12	M-13	M-14	M-15	M-16	M-17	M-18	M-19	M-20	M-21	M-22	M-23	M-24	M-25	M-26	M-27	M-28	M-29	M-30	M-31	M-32	M-33	M-34	M-35	M-36	M-37	M-38	M-39	M-40	M-41	M-42	M-43	M-44	M-45	M-46	M-47	M-48	M-49	M-50	M-51	M-52	M-53	M-54	M-55	M-56	M-57	M-58	M-59	M-60	M-61	M-62	M-63	M-64	M-65	M-66	M-67	M-68	M-69	M-70	M-71	M-72	M-73	M-74	M-75	M-76	M-77	M-78	M-79	M-80	M-81	M-82	M-83	M-84	M-85	M-86	M-87	M-88	M-89	M-90	M-91	M-92	M-93	M-94	M-95	M-96	M-97	M-98	M-99	M-100	M-101	M-102	M-103	M-104	M-105	M-106	M-107	M-108	M-109	M-110	M-111	M-112	M-113	M-114	M-115	M-116	M-117	M-118	M-119	M-120	M-121	M-122	M-123	M-124	M-125	M-126	M-127	M-128	M-129	M-130	M-131	M-132	M-133	M-134	M-135	M-136	M-137	M-138	M-139	M-140	M-141	M-142	M-143	M-144	M-145	M-146	M-147	M-148	M-149	M-150	M-151	M-152	M-153	M-154	M-155	M-156	M-157	M-158	M-159	M-160	M-161	M-162	M-163	M-164	M-165	M-166	M-167	M-168	M-169	M-170	M-171	M-172	M-173	M-174	M-175	M-176	M-177	M-178	M-179	M-180	M-181	M-182	M-183	M-184	M-185	M-186	M-187	M-188	M-189	M-190	M-191	M-192	M-193	M-194	M-195	M-196	M-197	M-198	M-199	M-200	M-201	M-202	M-203	M-204	M-205	M-206	M-207	M-208	M-209	M-210	M-211	M-212	M-213	M-214	M-215	M-216	M-217	M-218	M-219	M-220	M-221	M-222	M-223	M-224	M-225	M-226	M-227	M-228	M-229	M-230	M-231	M-232	M-233	M-234	M-235	M-236	M-237	M-238	M-239	M-240	M-241	M-242	M-243	M-244	M-245	M-246	M-247	M-248	M-249	M-250	M-251	M-252	M-253	M-254	M-255	M-256	M-257	M-258	M-259	M-260	M-261	M-262	M-263	M-264	M-265	M-266	M-267	M-268	M-269	M-270	M-271	M-272	M-273	M-274	M-275	M-276	M-277	M-278	M-279	M-280	M-281	M-282	M-283	M-284	M-285	M-286	M-287	M-288	M-289	M-290	M-291	M-292	M-293	M-294	M-295	M-296	M-297	M-298	M-299	M-300	M-301	M-302	M-303	M-304	M-305	M-306	M-307	M-308	M-309	M-310	M-311	M-312	M-313	M-314	M-315	M-316	M-317	M-318	M-319	M-320	M-321	M-322	M-323	M-324	M-325	M-326	M-327	M-328	M-329	M-330	M-331	M-332	M-333	M-334	M-335	M-336	M-337	M-338	M-339	M-340	M-341	M-342	M-343	M-344	M-345	M-346	M-347	M-348	M-349	M-350	M-351	M-352	M-353	M-354	M-355	M-356	M-357	M-358	M-359	M-360	M-361	M-362	M-363	M-364	M-365	M-366	M-367	M-368	M-369	M-370	M-371	M-372	M-373	M-374	M-375	M-376	M-377	M-378	M-379	M-380	M-381	M-382	M-383	M-384	M-385	M-386	M-387	M-388	M-389	M-390	M-391	M-392	M-393	M-394	M-395	M-396	M-397	M-398	M-399	M-400	M-401	M-402	M-403	M-404	M-405	M-406	M-407	M-408	M-409	M-410	M-411	M-412	M-413	M-414	M-415	M-416	M-417	M-418	M-419	M-420	M-421	M-422	M-423	M-424	M-425	M-426	M-427	M-428	M-429	M-430	M-431	M-432	M-433	M-434	M-435	M-436	M-437	M-438	M-439	M-440	M-441	M-442	M-443	M-444	M-445	M-446	M-447	M-448	M-449	M-450	M-451	M-452	M-453	M-454	M-455	M-456	M-457	M-458	M-459	M-460	M-461	M-462	M-463	M-464	M-465	M-466	M-467	M-468	M-469	M-470	M-471	M-472	M-473	M-474	M-475	M-476	M-477	M-478	M-479	M-480	M-481	M-482	M-483	M-484	M-485	M-486	M-487	M-488	M-489	M-490	M-491	M-492	M-493	M-494	M-495	M-496	M-497	M-498	M-499	M-500	M-501	M-502	M-503	M-504	M-505	M-506	M-507	M-508	M-509	M-510	M-511	M-512	M-513	M-514	M-515	M-516	M-517	M-518	M-519	M-520	M-521	M-522	M-523	M-524	M-525	M-526	M-527	M-528	M-529	M-530	M-531	M-532	M-533	M-534	M-535	M-536	M-537	M-538	M-539	M-540	M-541	M-542	M-543	M-544	M-545	M-546	M-547	M-548	M-549	M-550	M-551	M-552	M-553	M-554	M-555	M-556	M-557	M-558	M-559	M-560	M-561	M-562	M-563	M-564	M-565	M-566	M-567	M-568	M-569	M-570	M-571	M-572	M-573	M-574	M-575	M-576	M-577	M-578	M-579	M-580	M-581	M-582	M-583	M-584	M-585	M-586	M-587	M-588	M-589	M-590	M-591	M-592	M-593	M-594	M-595	M-596	M-597	M-598	M-599	M-600	M-601	M-602	M-603	M-604	M-605	M-606	M-607	M-608	M-609	M-610	M-611	M-612	M-613	M-614	M-615	M-616	M-617	M-618	M-619	M-620	M-621	M-622	M-623	M-624	M-625	M-626	M-627	M-628	M-629	M-630	M-631	M-632	M-633	M-634	M-635	M-636	M-637	M-638	M-639	M-640	M-641	M-642	M-643	M-644	M-645	M-646	M-647	M-648	M-649	M-650	M-651	M-652	M-653	M-654	M-655	M-656	M-657	M-658	M-659	M-660	M-661	M-662	M-663	M-664	M-665	M-666	M-667	M-668	M-669	M-670	M-671	M-672	M-673	M-674	M-675	M-676	M-677	M-678	M-679	M-680	M-681	M-682	M-683	M-684	M-685	M-686	M-687	M-688	M-689	M-690	M-691	M-692	M-693	M-694	M-695	M-696	M-697	M-698	M-699	M-700	M-701	M-702	M-703	M-704	M-705	M-706	M-707	M-708	M-709	M-710	M-711	M-712	M-713	M-714	M-715	M-716	M-717	M-718	M-719	M-720	M-721	M-722	M-723	M-724	M-725	M-726	M-727	M-728	M-729	M-730	M-731	M-732	M-733	M-734	M-735	M-736	M-737	M-738	M-739	M-740	M-741	M-742	M-743	M-744	M-745	M-746	M-747	M-748	M-749	M-750	M-751	M-752	M-753	M-754	M-755	M-756	M-757	M-758	M-759	M-760	M-761	M-762	M-763	M-764	M-765	M-766	M-767	M-768	M-769	M-770	M-771	M-772	M-773	M-774	M-775	M-776	M-777	M-778	M-779	M-780	M-781	M-782	M-783	M-784	M-785	M-786	M-787	M-788	M-789	M-790	M-791	M-792	M-793	M-794	M-795	M-796	M-797	M-798	M-799	M-800	M-801	M-802	M-803	M-804	M-805	M-806	M-807	M-808	M-809	M-810	M-811	M-812	M-813	M-814	M-815	M-816	M-817	M-818	M-819	M-820	M-821	M-822	M-823	M-824	M-825	M-826	M-827	M-828	M-829	M-830	M-831	M-832	M-833	M-834	M-835	M-836	M-837	M-838	M-839	M-840	M-841	M-842	M-843	M-844	M-845	M-846	M-847	M-848	M-849	M-850	M-851	M-852	M-853	M-854	M-855	M-856	M-857	M-858	M-859	M-860	M-861	M-862	M-863	M-864	M-865	M-866	M-867	M-868	M-869	M-870	M-871	M-872	M-873	M-874
-----	-----------	--	--	--	--	--	--	--	--	--	--	-----	-----	-----	-----	-----	-----	-----	-----	-----	-----	-----	-----	-----	-----	-----	-----	-----	-----	------	------	------	------	------	------	------	------	------	------	------	------	------	------	------	------	------	------	------	------	------	------	------	------	------	------	------	------	------	------	------	------	------	------	------	------	------	------	------	------	------	------	------	------	------	------	------	------	------	------	------	------	------	------	------	------	------	------	------	------	------	------	------	------	------	------	------	------	------	------	------	------	------	------	------	------	------	------	------	------	------	------	------	------	------	------	------	------	------	------	-------	-------	-------	-------	-------	-------	-------	-------	-------	-------	-------	-------	-------	-------	-------	-------	-------	-------	-------	-------	-------	-------	-------	-------	-------	-------	-------	-------	-------	-------	-------	-------	-------	-------	-------	-------	-------	-------	-------	-------	-------	-------	-------	-------	-------	-------	-------	-------	-------	-------	-------	-------	-------	-------	-------	-------	-------	-------	-------	-------	-------	-------	-------	-------	-------	-------	-------	-------	-------	-------	-------	-------	-------	-------	-------	-------	-------	-------	-------	-------	-------	-------	-------	-------	-------	-------	-------	-------	-------	-------	-------	-------	-------	-------	-------	-------	-------	-------	-------	-------	-------	-------	-------	-------	-------	-------	-------	-------	-------	-------	-------	-------	-------	-------	-------	-------	-------	-------	-------	-------	-------	-------	-------	-------	-------	-------	-------	-------	-------	-------	-------	-------	-------	-------	-------	-------	-------	-------	-------	-------	-------	-------	-------	-------	-------	-------	-------	-------	-------	-------	-------	-------	-------	-------	-------	-------	-------	-------	-------	-------	-------	-------	-------	-------	-------	-------	-------	-------	-------	-------	-------	-------	-------	-------	-------	-------	-------	-------	-------	-------	-------	-------	-------	-------	-------	-------	-------	-------	-------	-------	-------	-------	-------	-------	-------	-------	-------	-------	-------	-------	-------	-------	-------	-------	-------	-------	-------	-------	-------	-------	-------	-------	-------	-------	-------	-------	-------	-------	-------	-------	-------	-------	-------	-------	-------	-------	-------	-------	-------	-------	-------	-------	-------	-------	-------	-------	-------	-------	-------	-------	-------	-------	-------	-------	-------	-------	-------	-------	-------	-------	-------	-------	-------	-------	-------	-------	-------	-------	-------	-------	-------	-------	-------	-------	-------	-------	-------	-------	-------	-------	-------	-------	-------	-------	-------	-------	-------	-------	-------	-------	-------	-------	-------	-------	-------	-------	-------	-------	-------	-------	-------	-------	-------	-------	-------	-------	-------	-------	-------	-------	-------	-------	-------	-------	-------	-------	-------	-------	-------	-------	-------	-------	-------	-------	-------	-------	-------	-------	-------	-------	-------	-------	-------	-------	-------	-------	-------	-------	-------	-------	-------	-------	-------	-------	-------	-------	-------	-------	-------	-------	-------	-------	-------	-------	-------	-------	-------	-------	-------	-------	-------	-------	-------	-------	-------	-------	-------	-------	-------	-------	-------	-------	-------	-------	-------	-------	-------	-------	-------	-------	-------	-------	-------	-------	-------	-------	-------	-------	-------	-------	-------	-------	-------	-------	-------	-------	-------	-------	-------	-------	-------	-------	-------	-------	-------	-------	-------	-------	-------	-------	-------	-------	-------	-------	-------	-------	-------	-------	-------	-------	-------	-------	-------	-------	-------	-------	-------	-------	-------	-------	-------	-------	-------	-------	-------	-------	-------	-------	-------	-------	-------	-------	-------	-------	-------	-------	-------	-------	-------	-------	-------	-------	-------	-------	-------	-------	-------	-------	-------	-------	-------	-------	-------	-------	-------	-------	-------	-------	-------	-------	-------	-------	-------	-------	-------	-------	-------	-------	-------	-------	-------	-------	-------	-------	-------	-------	-------	-------	-------	-------	-------	-------	-------	-------	-------	-------	-------	-------	-------	-------	-------	-------	-------	-------	-------	-------	-------	-------	-------	-------	-------	-------	-------	-------	-------	-------	-------	-------	-------	-------	-------	-------	-------	-------	-------	-------	-------	-------	-------	-------	-------	-------	-------	-------	-------	-------	-------	-------	-------	-------	-------	-------	-------	-------	-------	-------	-------	-------	-------	-------	-------	-------	-------	-------	-------	-------	-------	-------	-------	-------	-------	-------	-------	-------	-------	-------	-------	-------	-------	-------	-------	-------	-------	-------	-------	-------	-------	-------	-------	-------	-------	-------	-------	-------	-------	-------	-------	-------	-------	-------	-------	-------	-------	-------	-------	-------	-------	-------	-------	-------	-------	-------	-------	-------	-------	-------	-------	-------	-------	-------	-------	-------	-------	-------	-------	-------	-------	-------	-------	-------	-------	-------	-------	-------	-------	-------	-------	-------	-------	-------	-------	-------	-------	-------	-------	-------	-------	-------	-------	-------	-------	-------	-------	-------	-------	-------	-------	-------	-------	-------	-------	-------	-------	-------	-------	-------	-------	-------	-------	-------	-------	-------	-------	-------	-------	-------	-------	-------	-------	-------	-------	-------	-------	-------	-------	-------	-------	-------	-------	-------	-------	-------	-------	-------	-------	-------	-------	-------	-------	-------	-------	-------	-------	-------	-------	-------	-------	-------	-------	-------	-------	-------	-------	-------	-------	-------	-------	-------	-------	-------	-------	-------	-------	-------	-------	-------	-------	-------	-------	-------	-------	-------	-------	-------	-------	-------	-------	-------	-------	-------	-------	-------	-------	-------	-------	-------	-------	-------	-------	-------	-------	-------	-------	-------	-------	-------	-------	-------	-------	-------	-------	-------	-------	-------	-------	-------	-------	-------	-------	-------	-------	-------	-------	-------	-------	-------	-------	-------	-------	-------	-------	-------	-------	-------	-------	-------	-------	-------	-------	-------	-------	-------	-------	-------	-------

NUMBER OF MILITARY PERSONNEL RETIRED DURING FY1983 AND RECEIVING RETIRED PAY AS OF SEPT 31, 1983 BY RANK AND YCS FOR RETIREMENT PURPOSES

YCS	TOTAL	DOD TOTAL										NON DISABILITY EXCLUDING RESERVE RET								E-1					
		UNK	0-10	0-9	0-8	0-7	0-6	0-5	0-4	0-3	0-2	0-1	M-4	M-3	M-2	M-1	E-9	E-8	E-7		E-6	E-5	E-4	E-3	E-2
0	0	0	0	0	0	0	0	0	0	0	0	0	0	0	0	0	0	0	0	0	0	0	0	0	0
1	0	0	0	0	0	0	0	0	0	0	0	0	0	0	0	0	0	0	0	0	0	0	0	0	0
2	0	0	0	0	0	0	0	0	0	0	0	0	0	0	0	0	0	0	0	0	0	0	0	0	0
3	0	0	0	0	0	0	0	0	0	0	0	0	0	0	0	0	0	0	0	0	0	0	0	0	0
4	0	0	0	0	0	0	0	0	0	0	0	0	0	0	0	0	0	0	0	0	0	0	0	0	0
5	0	0	0	0	0	0	0	0	0	0	0	0	0	0	0	0	0	0	0	0	0	0	0	0	0
6	0	0	0	0	0	0	0	0	0	0	0	0	0	0	0	0	0	0	0	0	0	0	0	0	0
7	0	0	0	0	0	0	0	0	0	0	0	0	0	0	0	0	0	0	0	0	0	0	0	0	0
8	0	0	0	0	0	0	0	0	0	0	0	0	0	0	0	0	0	0	0	0	0	0	0	0	0
9	0	0	0	0	0	0	0	0	0	0	0	0	0	0	0	0	0	0	0	0	0	0	0	0	0
10	0	0	0	0	0	0	0	0	0	0	0	0	0	0	0	0	0	0	0	0	0	0	0	0	0
11	0	0	0	0	0	0	0	0	0	0	0	0	0	0	0	0	0	0	0	0	0	0	0	0	0
12	0	0	0	0	0	0	0	0	0	0	0	0	0	0	0	0	0	0	0	0	0	0	0	0	0
13	0	0	0	0	0	0	0	0	0	0	0	0	0	0	0	0	0	0	0	0	0	0	0	0	0
14	0	0	0	0	0	0	0	0	0	0	0	0	0	0	0	0	0	0	0	0	0	0	0	0	0
15	0	0	0	0	0	0	0	0	0	0	0	0	0	0	0	0	0	0	0	0	0	0	0	0	0
16	0	0	0	0	0	0	0	0	0	0	0	0	0	0	0	0	0	0	0	0	0	0	0	0	0
17	0	0	0	0	0	0	0	0	0	0	0	0	0	0	0	0	0	0	0	0	0	0	0	0	0
18	0	0	0	0	0	0	0	0	0	0	0	0	0	0	0	0	0	0	0	0	0	0	0	0	0
19	1	0	0	0	0	0	0	0	0	0	0	0	0	0	0	0	0	0	0	0	0	0	0	0	0
20	1	0	0	0	0	0	0	0	0	0	0	0	0	0	0	0	0	0	0	0	0	0	0	0	0
21	1	0	0	0	0	0	0	0	0	0	0	0	0	0	0	0	0	0	0	0	0	0	0	0	0
22	1	0	0	0	0	0	0	0	0	0	0	0	0	0	0	0	0	0	0	0	0	0	0	0	0
23	1	0	0	0	0	0	0	0	0	0	0	0	0	0	0	0	0	0	0	0	0	0	0	0	0
24	1	0	0	0	0	0	0	0	0	0	0	0	0	0	0	0	0	0	0	0	0	0	0	0	0
25	1	0	0	0	0	0	0	0	0	0	0	0	0	0	0	0	0	0	0	0	0	0	0	0	0
26	1	0	0	0	0	0	0	0	0	0	0	0	0	0	0	0	0	0	0	0	0	0	0	0	0
27	1	0	0	0	0	0	0	0	0	0	0	0	0	0	0	0	0	0	0	0	0	0	0	0	0
28	1	0	0	0	0	0	0	0	0	0	0	0	0	0	0	0	0	0	0	0	0	0	0	0	0
29	1	0	0	0	0	0	0	0	0	0	0	0	0	0	0	0	0	0	0	0	0	0	0	0	0
30	1	0	0	0	0	0	0	0	0	0	0	0	0	0	0	0	0	0	0	0	0	0	0	0	0
31	1	0	0	0	0	0	0	0	0	0	0	0	0	0	0	0	0	0	0	0	0	0	0	0	0
32	1	0	0	0	0	0	0	0	0	0	0	0	0	0	0	0	0	0	0	0	0	0	0	0	0
33	1	0	0	0	0	0	0	0	0	0	0	0	0	0	0	0	0	0	0	0	0	0	0	0	0
34	1	0	0	0	0	0	0	0	0	0	0	0	0	0	0	0	0	0	0	0	0	0	0	0	0
35	1	0	0	0	0	0	0	0	0	0	0	0	0	0	0	0	0	0	0	0	0	0	0	0	0
36	1	0	0	0	0	0	0	0	0	0	0	0	0	0	0	0	0	0	0	0	0	0	0	0	0
37	1	0	0	0	0	0	0	0	0	0	0	0	0	0	0	0	0	0	0	0	0	0	0	0	0
38	1	0	0	0	0	0	0	0	0	0	0	0	0	0	0	0	0	0	0	0	0	0	0	0	0
39	1	0	0	0	0	0	0	0	0	0	0	0	0	0	0	0	0	0	0	0	0	0	0	0	0
40	1	0	0	0	0	0	0	0	0	0	0	0	0	0	0	0	0	0	0	0	0	0	0	0	0
41	1	0	0	0	0	0	0	0	0	0	0	0	0	0	0	0	0	0	0	0	0	0	0	0	0
42	1	0	0	0	0	0	0	0	0	0	0	0	0	0	0	0	0	0	0	0	0	0	0	0	0
43	1	0	0	0	0	0	0	0	0	0	0	0	0	0	0	0	0	0	0	0	0	0	0	0	0
UNK	222	0	0	0	0	0	0	0	0	0	0	0	0	0	0	0	0	0	0	0	0	0	0	0	0
TOT	29875	0	7	32	62	45	1823	2732	1844	540	7	0	390	341	207	1	2430	4800	9545	4660	357	39	8	2	3
AVG	22.9	0.3	35.9	34.2	31.9	30.0	27.8	23.2	21.4	22.1	21.5	0.0	26.4	22.2	21.1	22.5	26.9	23.2	21.8	21.0	20.7	20.6	20.5	21.0	20.5

OFFICERS: AVERAGE/23.96 MODE/20

ENLISTED: AVERAGE/22.47 MODE/20

CURRENT FISCAL YEAR (1983) FIGURES ARE PRELIMINARY AND SUBJECT TO MINOR ADJUSTMENTS. FIGURES INCLUDE ONLY RETIREE'S IN PAY STATUS (CURRENTLY RECEIVING PAYMENT FROM DOD) AND HAVE NOT BEEN ADJUSTED TO BUDGET FIGURES. MINOR CHANGES WERE MADE IN THE DEFINITION OF YEARS OF SERVICE (YOS) BEGINNING WITH THE F83 STATISTICAL REPORT. NAVY FIGURES FOR YEARS OF SERVICE 30 AND ABOVE ARE INCLUDED IN YEARS OF SERVICE = 30.

DMDC - DOD ACTUARY'S OFFICE

NUMBER OF MILITARY PERSONNEL RECEIVING RETIRED PAY AS OF SEPT 30, 1983 BY RANK AND AVG MONTHLY GROSS/NETS
 -----(CARRY)-----

RANK/GRUPOING	ALL RETIREES'S IN- CLUDDING RESERVES			RESERVE PFT. ONLY			NON-DISABILITY IN- CLUDDING RESERVES			NON-DISABILITY EX- CLUDDING RESERVES			DISABILITY ONLY		
	NUMBER	AVG	NET GROSS	NUMBER	AVG	NET GROSS	NUMBER	AVG	NET GROSS	NUMBER	AVG	NET GROSS	NUMBER	AVG	NET GROSS
0-10	62	4659	5293	0	0	0	46	4572	5218	46	4572	5218	16	4908	5497
0-9	187	4272	4875	0	0	0	155	4262	4877	155	4262	4877	32	4322	4861
0-8	159	3472	4263	273	1597	1788	179	3009	3388	506	3771	4264	130	3825	4342
0-7	117	2680	3269	1238	1911	1858	1761	2930	2651	1626	3163	3576	129	3132	3566
0-6	317	1759	2288	18270	732	1782	25673	1317	2245	11945	2685	3013	2399	2536	2989
0-5	584	1081	1432	11760	546	621	28707	1028	181	1947	1817	2845	3028	1274	1712
0-4	3188	893	1176	11360	486	519	8021	873	191	8654	1142	1264	3440	1978	1006
0-3	14419	744	816	17993	326	412	23355	874	988	2029	1944	1058	5964	602	1746
0-2	8319	615	659	3326	377	310	363	705	779	296	751	878	2265	600	639
0-1	2638	615	659	67	323	310	363	705	779	296	751	878	2265	600	639
ALL COMMISSIONED	14948	1377	1513	51566	752	810	125774	1410	1553	74208	1868	2069	23714	1159	1336
W-4	8762	1251	1392	2883	629	677	8518	1236	1370	5635	1547	1724	444	1533	1831
W-3	13525	1033	1126	1208	461	490	10132	1031	1119	8924	1108	1205	473	1070	1274
W-2	8326	621	701	630	420	445	7754	927	1002	7154	959	1049	612	838	992
W-1	2893	1055	1158	4852	553	593	27113	1056	1134	548	726	827	1289	634	690
ALL OFFICERS	17841	1325	1467	55418	734	791	152887	1344	1482	22261	1166	1277	1818	1032	1221
E-9	16810	1241	1381	15193	1320	1470	15829	1236	1367	14192	1320	1461	1001	1318	1600
E-8	4859	935	1028	44659	980	1079	46276	930	1016	42346	978	1069	2313	1031	1263
E-7	12733	770	850	97635	792	875	95989	769	842	91871	791	868	5764	798	976
E-6	64681	615	685	63809	625	695	58987	623	684	57315	633	696	5694	538	688
E-5	20339	450	520	19909	459	527	14383	494	539	13903	503	549	6006	345	476
E-4	1150	275	320	1169	271	347	1028	386	419	965	400	435	6732	260	369
E-3	1337	192	243	1282	194	257	136	280	343	132	287	318	3173	289	328
E-2	1315	264	327	1315	264	327	50	523	624	50	523	624	1202	370	485
ALL ENLISTED	265536	742	823	253608	760	846	233735	776	851	220827	800	878	32857	433	577
UNKNOWN RANK	0	0	0	0	0	0	0	0	0	0	0	0	0	0	0
ALL RETIREES	445325	975	1087	375679	1032	1146	386622	1072	1101	317296	1075	1184	56383	798	939

FIGURES INCLUDE RETIREE'S RECEIVING PAYMENT FROM DOD AND HAVE NOT BEEN ADJUSTED TO DOD BUDGET FIGURES.
 THOSE RETIREE'S RECEIVING A NET DOLLAR AMOUNT OF ZERO ARE NOT INCLUDED IN THE AVERAGE NET. LIKEWISE FOR AVERAGE GROSS.
 NUMBER IS THE ACTUAL NUMBER OF RETIREE'S RECEIVING PAYMENT FROM DOD WITH THE CORRESPONDING RANK. IT IS NOT NECESSARILY THE NUMBER USED IN THE AVERAGE ANNUITY CALCULATIONS.
 MONTHLY NET RETIRED PAY IS THE AMOUNT CHARGEABLE TO THE APPROPRIATION AFTER DEDUCTING SURVIVOR PAYMENTS, DUAL COMPENSATION REDUCTIONS, VA PAYMENTS AND THE LIKE, BUT BEFORE MAKING INDIVIDUAL DEDUCTIONS SUCH AS FOR INCOME TAXES OR SAVINGS BONDS.

NUMBER OF MILITARY PERSONNEL RECEIVING RETIRED PAY AS OF SEPT 30, 1983 BY RANK AND AVG MONTHLY GROSS/PAYMENTS

------(NAVY)-----

RANK/GRUPOING	ALL RETIREE'S IN- CLUDING RESERVES			RESERVE RET. ONLY			NON-DISABILITY IN- CLUDING RESERVES			NON-DISABILITY EX- CLUDING RESERVES			DISABILITY ONLY		
	NUMBER	AVG	NET GROSS	NUMBER	AVG	NET GROSS	NUMBER	AVG	NET GROSS	NUMBER	AVG	NET GROSS	NUMBER	AVG	NET GROSS
0-10	38	4889	5357	0	0	0	30	4913	5354	30	4913	5354	8	4798	5332
0-9	156	4478	4941	0	0	0	131	4515	4950	131	4505	4950	25	4339	4890
0-8	873	3991	4325	101	1449	1578	699	3561	3980	598	3918	4449	104	4788	4192
0-7	117	2896	3194	118	1179	1278	105	2948	3196	87	3314	3996	12	2542	3199
0-6	1697	2417	2404	174	938	1003	1591	2193	2376	1157	2728	2861	996	2601	2921
0-5	2404	1948	1629	174	695	739	22956	1484	1590	1182	1973	2116	1086	1789	2006
0-4	2114	1465	1330	174	546	542	29476	1237	1358	18927	1922	1825	1630	1379	1360
0-3	2174	1125	1049	174	471	432	1019	1491	1499	5	190	172	1652	712	872
0-2	2559	654	709	48	266	269	1097	712	741	90	742	800	1469	641	648
0-1	567	1375	1651	2491	673	716	73958	1544	1656	49867	1965	2111	7087	1435	1598
ALL COMMISSIONED	91395	1595	1651	2491	673	716	73958	1544	1656	49867	1965	2111	7087	1435	1598
W-9	3920	1440	1552	646	651	688	3678	1435	1538	3032	1602	1718	212	1533	1799
W-8	2599	1067	1137	144	540	569	2542	1067	1125	2398	1099	1159	157	1044	1206
W-7	4237	861	908	87	533	561	3876	860	906	3789	868	914	331	854	931
W-6	1323	713	763	20	493	517	1146	714	759	1126	718	763	157	704	767
ALL WARRANT	12399	1077	1149	997	618	653	11242	1040	1147	10344	1120	1199	857	1031	1164
ALL OFFICERS	93144	1475	1585	2498	671	713	85200	1443	1589	60212	1820	1952	7944	1392	1551
E-9	14128	1341	1319	327	573	603	13600	1241	1305	13073	1264	1334	324	1240	1256
E-8	25458	758	799	955	603	603	21508	1074	1074	21553	996	1044	850	1022	1178
E-7	15833	649	683	3999	411	431	104231	759	796	98232	780	818	4089	739	850
E-6	15933	504	545	440	286	241	65760	655	685	64167	664	695	4146	535	643
E-5	5110	344	349	64	230	241	13562	539	565	13212	549	575	3280	380	461
E-4	3277	238	291	1	144	191	12981	413	429	2917	414	434	3129	286	324
E-3	1222	202	254	1	145	149	523	313	328	520	314	329	2754	223	264
E-2	1227	111	127	1	145	149	21	247	250	20	252	253	1261	201	236
E-1	24613	743	742	3582	396	415	225879	763	800	216297	779	817	20227	485	578
UNKNOWN RANK	0	0	0	0	0	0	0	0	0	0	0	0	0	0	0
ALL RETIREE'S	339250	942	1002	30480	981	1045	311079	960	1016	276509	1006	1064	28171	741	853

FIGURES INCLUDE RETIREE'S RECEIVING PAYMENT FROM ODD AND HAVE NOT BEEN ADJUSTED TO ODD BUDGET FIGURES.
 THOSE RETIREE'S RECEIVING A NET DOLLAR AMOUNT OF ZERO ARE NOT INCLUDED IN THE AVERAGE NET. LIKEWISE FOR AVERAGE GROSS.
 NUMBER IS THE ACTUAL NUMBER OF RETIREE'S RECEIVING PAYMENT FROM ODD WITH THE CORRESPONDING RANK. IT IS NOT NECESSARILY
 THE NUMBER USED IN THE AVERAGE ANNUITY CALCULATIONS.
 MONTHLY NET RETIRED PAY IS THE AMOUNT CHARGEABLE TO THE APPROPRIATION AFTER DEDUCTING SURVIVOR PAYMENTS, DUAL COMPENSATION
 REDUCTIONS, VA PAYMENTS AND THE LIKE, BUT BEFORE MAKING INDIVIDUAL DEDUCTIONS SUCH AS FOR INCOME TAXES OR SAVINGS BONDS.

SEPTEMBER 30, 1983 UDC - OFFICE OF THE CDD ACTUARY

NUMBER OF MILITARY PERSONNEL RECEIVING RETIRED PAY AS OF SEPT 30, 1983 BY RANK AND AVG MONTHLY GROSS/NETS
 -----(AIR FORCE)-----

RANK/GROUPING	ALL RETIREES' IN-CLUDING RESERVES			ALL RETIREES' EX-CLUDING RESERVES			RESERVE RET. ONLY			NON-DISABILITY IN-CLUDING RESERVES			NON-DISABILITY EX-CLUDING RESERVES			DISABILITY ONLY		
	NUMBER	AVG	NET GROSS	NUMBER	AVG	NET GROSS	NUMBER	AVG	NET GROSS	NUMBER	AVG	NET GROSS	NUMBER	AVG	NET GROSS	NUMBER	AVG	NET GROSS
0-1J	25	4866	5748	56	4966	5944	0	2944	0	4851	5491	40	4821	5491	16	4905	2822	
0-1	127	4588	6829	166	4797	6423	0	2944	0	4851	5491	119	4821	5491	17	4912	2822	
0-2	737	3574	3903	577	3874	4245	132	1602	1748	521	3457	4343	414	3703	4343	157	3742	4343
0-3	737	2840	3135	577	3105	3655	186	1352	1468	623	2761	3054	443	3333	3645	134	3244	3645
0-4	2332	2869	2774	19715	2738	3011	3525	696	1076	20801	2447	2680	14295	2750	2154	2419	2625	2945
0-5	6252	1832	1774	45279	1982	2165	17225	694	1744	58263	1697	1781	41038	1990	2154	4241	1919	2231
0-6	3333	1839	1335	28448	1682	1593	15832	536	571	32376	1290	1380	25744	1490	1595	2724	1401	1576
0-7	7579	1414	1222	7274	1152	1237	416	574	574	5287	1149	1255	4882	1243	1322	2392	960	1062
0-8	322	792	859	3088	797	863	34	451	451	1087	979	1079	1053	997	1079	1475	589	744
0-9	1274	233	584	1069	635	686	9	367	374	281	772	828	272	785	843	1797	583	633
ALL COMMISSIONED	134599	1654	1794	106216	1917	2379	29393	699	750	119699	1659	1798	91306	1958	2123	14900	1614	1867
1-4	2326	1567	1747	2193	1511	1405	132	723	744	1958	1559	1711	1826	1614	1744	367	1568	1826
1-5	723	1299	894	583	1253	1418	43	468	488	1269	1022	1144	1426	1047	1144	170	1027	1144
1-6	831	718	765	825	672	771	16	399	413	653	829	840	513	853	841	275	827	841
ALL WARRANT	4234	1135	1322	4677	1224	1354	231	621	667	606	760	810	590	770	821	822	1126	1284
ALL OFFICERS	139517	1438	1782	11983	1681	2048	29624	698	749	123785	1644	1782	95161	1929	2093	15722	1589	1780
E-9	22525	314	1493	21621	325	1474	314	584	626	21113	1317	1439	20199	1350	1475	1422	1273	1506
E-8	17317	377	732	15933	358	1103	1566	349	322	3475	1045	1150	33009	1063	1150	2003	1060	1192
E-7	144372	546	595	144318	548	597	244	287	286	17461	622	671	17461	622	671	5735	600	734
E-6	1594	333	312	1547	339	312	1	253	281	31855	561	603	134931	504	605	2984	229	447
E-5	428	197	252	428	208	262	0	0	0	1142	419	444	1424	420	444	3074	303	444
E-4	154	210	282	154	212	242	0	0	0	53	354	388	52	360	388	1495	213	316
E-3	154	210	282	154	212	242	0	0	0	15	312	318	15	312	318	139	201	261
E-2	303324	787	853	337493	793	861	5831	425	452	317462	822	863	311511	809	871	25982	612	733
UNKNOWAN RANK	2	253	253	2	253	253	0	0	0	0	0	0	0	0	0	2	253	253
ALL RETIREES	432433	1033	1121	448378	1762	1154	30455	652	699	441127	1039	1121	406672	1071	1157	41706	980	1127

FIGURES INCLUDE RETIREES RECEIVING PAYMENT FROM DOD AND HAVE NOT BEEN ADJUSTED TO DOD BUDGET FIGURES.
 THOSE RETIREES RECEIVING A NET DOLLAR AMOUNT OF ZERO ARE NOT INCLUDED IN THE AVERAGE NET. LIKEWISE FOR AVERAGE GROSS.
 *NUMBER IS THE ACTUAL NUMBER OF RETIREES RECEIVING PAYMENT FROM DOD WITH THE CORRESPONDING RANK. IT IS NOT NECESSARILY THE NUMBER USED IN THE AVERAGE ANNUITY CALCULATIONS.
 MONTHLY NET RETIRED PAY IS THE AMOUNT CHARGEABLE TO THE APPROPRIATION AFTER DEDUCTING SURVIVOR PAYMENTS, DUAL COMPENSATION REDUCTIONS, VA PAYMENTS AND THE LIKE, BUT BEFORE MAKING INDIVIDUAL DEDUCTIONS SUCH AS FOR INCOME TAXES OR SAVINGS BONDS.

NUMBER OF MILITARY PERSONNEL RETIRED DURING F1983 AND RECEIVING RETIRED PAY AS OF SEPT 30, 1983 BY RANK AND AVG MONTHLY GROSS/PAYMENTS
 -----(ARMY)-----

RANK/STATUS	ALL RETIREES IN- CLUDING RESERVES			ALL RETIREES EX- CLUDING RESERVES			RESERVE RET. ONLY			NON-DISABILITY IN- CLUDING RESERVES			NON-DISABILITY EX- CLUDING RESERVES			DISABILITY ONLY		
	NUMBER	AVG	NET GROSS	NUMBER	AVG	NET GROSS	NUMBER	AVG	NET GROSS	NUMBER	AVG	NET GROSS	NUMBER	AVG	NET GROSS	NUMBER	AVG	NET GROSS
O-10	3	4328	4784	3	4328	4784	0	0	0	3	4328	4784	0	0	0	0	0	0
O-9	15	4033	4664	15	4033	4664	0	0	0	15	4033	4664	0	0	0	0	0	0
O-8	33	2997	3137	21	3453	4228	12	1314	1496	37	2739	3044	0	0	0	2	3695	4978
O-7	11	1800	1995	14	2852	3245	27	1203	1339	40	1767	1974	13	2910	3372	2	2149	2377
O-6	1123	1831	1995	652	2889	2705	471	922	1011	1097	1814	1475	626	2492	2700	21	1419	2000
O-5	1379	1839	1988	923	1712	1829	639	860	957	1864	1251	1334	889	1712	1829	39	1222	2000
O-4	1379	1839	1988	923	1712	1829	639	860	957	1864	1251	1334	889	1712	1829	39	1222	2000
O-3	1413	608	671	440	1045	1017	639	523	557	1060	849	898	421	1350	1215	19	1342	1450
O-2	123	502	611	11	744	1026	231	453	482	262	540	572	31	1184	1215	11	1958	1182
O-1	12	581	614	11	577	604	14	330	358	18	330	358	0	0	0	11	784	1026
ALL COMMISSIONED	4773	1882	1883	2185	1887	2332	2195	660	715	4122	1276	1371	2017	1919	2055	148	1441	1827
E-9	523	1089	1149	295	1479	1604	228	545	646	312	1049	1176	284	1495	1613	11	1087	1702
E-8	335	893	953	245	1057	1127	120	424	456	201	740	744	274	1060	1127	11	991	1122
E-7	239	757	812	140	866	924	49	402	433	201	740	744	152	877	924	8	655	834
E-6	239	757	812	140	866	924	49	402	433	201	740	744	152	877	924	8	655	834
ALL WARRANT	1163	948	1024	742	1184	1275	394	504	556	1104	948	1014	711	1194	1274	31	944	1124
ALL OFFICERS	5410	1211	1307	2907	1707	1839	2503	636	690	5231	1206	1296	2728	1730	1852	179	1555	1644
E-9	1227	1203	1294	835	1363	1465	192	504	550	295	1203	1247	793	1371	1456	42	1200	1445
E-8	3621	1082	1234	2249	1258	1475	474	452	494	2359	880	931	2154	970	1024	104	918	1102
E-7	1437	716	765	1396	587	643	146	232	245	3678	718	762	3252	765	812	219	681	814
E-6	1437	716	765	1396	587	643	146	232	245	3678	718	762	3252	765	812	219	681	814
E-5	4227	678	691	2794	425	414	33	114	110	1109	276	285	1061	619	582	278	482	601
E-4	451	331	354	459	332	354	4	0	0	12	352	354	12	352	354	307	393	500
E-3	217	249	354	217	249	354	0	0	0	12	352	354	12	352	354	246	330	413
E-2	123	282	335	135	280	335	0	0	0	1	252	247	1	252	247	22	248	374
E-1	112	242	300	112	242	300	0	0	0	2	252	247	2	252	247	110	245	300
ALL ENLISTED	14415	734	794	9221	741	844	1195	374	406	8571	797	847	7376	865	918	1845	441	547
UNKNOWN RANK	3	0	0	0	0	0	0	0	0	0	0	0	0	0	0	0	0	0
ALL RETIREES	15324	897	969	12128	1503	1083	3598	552	598	13822	952	1017	10104	1099	1170	2024	522	644

FIGURES INCLUDE RETIREES RECEIVING PAYMENT FROM DOD AND HAVE NOT BEEN ADJUSTED TO DOD BUDGET FIGURES.
 THOSE RETIREES RECEIVING A NET DOLLAR AMOUNT OF ZERO ARE NOT INCLUDED IN THE AVERAGE NET. LIKEWISE FOR AVERAGE GROSS.
 NUMBERS IS THE ACTUAL NUMBER OF RETIREES RECEIVING PAYMENT FROM DOD WITH THE CORRESPONDING RANK. IT IS NOT NECESSARILY
 THE NUMBER USED IN THE AVERAGE ANNUITY CALCULATIONS.
 MONTHLY NET RETIRED PAY IS THE AMOUNT CHARGEABLE TO THE APPROPRIATION AFTER DEDUCTING SURVIVOR PAYMENTS, DUAL COMPENSATION
 REDUCTIONS, VA PAYMENTS AND THE LIKE, BUT BEFORE MAKING INDIVIDUAL DEDUCTIONS SUCH AS FOR INCOME TAXES OR SAVINGS BONDS.
 CURRENT FISCAL YEAR (1983) FIGURES ARE PRELIMINARY AND SUBJECT TO MINOR ADJUSTMENTS.
 SEPTEMBER 30, 1983 OMAC - OFFICE OF THE CDD ACTUARY

NUMBERS OF MILITARY PERSONNEL RETIRED DURING FV1983 AND RECEIVING RETIRED PAY AS OF SEPT 30, 1983 BY RANK AND AVG MONTHLY GROSS/NETS

----- (NAVY) -----

RANK/GRADING	ALL RETIREES' IN-CLUDING RESERVES			RESERVE RET. ONLY			NON-DISABILITY IN-CLUDING RESERVES			NON-DISABILITY EX-CLUDING RESERVES			DISABILITY ONLY		
	NUMBER	AVG NET	AVG GROSS	NUMBER	AVG NET	AVG GROSS	NUMBER	AVG NET	AVG GROSS	NUMBER	AVG NET	AVG GROSS	NUMBER	AVG NET	AVG GROSS
O-10	1	4237	4682	0	0	0	1	4237	4682	1	4237	4682	0	0	0
O-9	8	4202	4521	0	0	0	8	4202	4521	8	4202	4521	0	0	0
O-8	31	3076	3475	7	1313	1567	30	3076	3475	23	3001	3949	1	3142	3760
O-7	16	2820	3113	4	3231	3574	6	2820	3113	5	3231	3574	18	2387	2712
O-6	37	2632	2883	44	1871	1983	230	848	953	65	2421	2140	14	1857	2142
O-5	127	1222	1277	177	1222	1277	518	545	701	979	1223	1282	46	1844	1980
O-4	344	594	655	486	1233	1291	1200	862	498	325	573	594	19	1021	1139
O-3	12	715	768	8	1873	1926	5	570	540	0	0	0	7	868	917
O-2	17	648	682	7	648	682	0	0	0	0	0	0	1	648	682
O-1 COMMISSIONED	3392	1219	1285	1513	1961	2055	1777	588	634	3207	1212	1274	1430	1989	2070
W-3	94	1371	1423	82	1486	1549	12	598	644	93	1381	1428	81	1497	1544
W-2	74	1693	1708	73	1102	1117	1	455	455	66	1083	1094	65	1093	1103
W-1	55	914	931	54	924	942	1	355	369	50	921	933	49	935	945
ALL WARRANT	223	1166	1211	209	1206	1241	14	569	611	209	1177	1204	192	1221	1247
ALL OFFICERS	3513	1215	1280	1722	1869	1952	1791	587	634	3416	1210	1270	1625	1896	1971
E-9	585	1215	1271	531	1282	1319	54	552	586	566	1218	1249	512	1289	1319
E-8	1766	928	947	968	977	995	98	446	479	1017	928	944	519	974	994
E-7	2497	736	757	1995	821	841	492	354	418	2389	735	753	1857	824	840
E-6	2997	608	629	1721	651	673	222	220	286	1764	612	625	1542	661	674
E-5	150	367	432	144	374	442	66	189	196	151	412	424	85	554	567
E-4	122	314	323	122	314	323	6	180	196	14	323	339	8	423	446
E-3	24	205	201	54	305	351	0	0	0	1	392	392	1	392	392
E-2	24	205	201	54	305	351	0	0	0	0	0	0	0	0	0
E-1 ENLISTED	6750	735	781	5792	795	821	938	367	389	5902	769	786	4964	845	861
UNKNOWN RANK	0	0	0	0	0	0	0	0	0	0	0	0	0	0	0
ALL RETIREES	10243	900	939	7514	1042	1081	2729	512	549	9318	930	963	6589	1104	1135

FIGURES INCLUDE RETIREES RECEIVING PAYMENT FROM DOD AND HAVE NOT BEEN ADJUSTED TO DOD BUDGET FIGURES.

THOSE RETIREES RECEIVING A NET DOLLAR AMOUNT OF ZERO ARE NOT INCLUDED IN THE AVERAGE NET. LIKEWISE FOR AVERAGE GROSS.

NUMBER IS THE ACTUAL NUMBER OF RETIREES RECEIVING PAYMENT FROM DOD WITH THE CORRESPONDING RANK. IT IS NOT NECESSARILY THE NUMBER USED IN THE AVERAGE ANNUITY CALCULATIONS.

MONTHLY NET RETIRED PAY IS THE AMOUNT CHARGEABLE TO THE APPROPRIATION AFTER DEDUCTING SURVIVOR PAYMENTS, DUAL COMPENSATION REDUCTIONS, VA PAYMENTS AND THE LIKE, BUT BEFORE MAKING INDIVIDUAL DEDUCTIONS SUCH AS FOR INCOME TAXES OR SAVINGS BONDS.

CURRENT FISCAL YEAR (1983) FIGURES ARE PRELIMINARY AND SUBJECT TO MINOR ADJUSTMENTS.

SEPTEMBER 30, 1983 DMDC - OFFICE OF THE DOD ACTUARY

NUMBER OF MILITARY PERSONNEL RETIRED DURING FY1983 AND RECEIVING RETIRED PAY AS OF SEPT 30, 1983 BY RANK AND AVG MONTHLY GROSS/NETS
 ---((MARINE CORPS))---

RANK/GROUPING	ALL RETIREES IN- CLUDING RESERVES			RESERVE RET. ONLY			NON-DISABILITY IN- CLUDING RESERVES			NON-DISABILITY EX- CLUDING RESERVES			DISABILITY ONLY		
	NUMBER	AVG	NET GROSS	NUMBER	AVG	NET GROSS	NUMBER	AVG	NET GROSS	NUMBER	AVG	NET GROSS	NUMBER	AVG	NET GROSS
O-10	1	4515	4991	0	0	0	1	4515	4991	1	4515	4991	0	0	0
O-9	2	3934	4346	0	0	0	1	3934	4346	1	3934	4346	0	0	0
O-8	3	3742	4134	1	2243	2511	2	2993	3338	1	3742	4134	0	0	0
O-7	171	1929	2067	1	1932	1133	3	2499	2863	2	3823	3418	0	0	0
O-6	244	1236	1301	70	676	1927	169	1717	2034	9	2753	2897	2	2894	3150
O-5	176	1205	1242	123	526	526	151	1322	1340	112	1798	1871	3	2338	2213
O-4	158	1314	1362	113	389	408	127	1324	1373	112	1747	1813	1	1786	1786
O-3	7	1043	1044	2	389	408	67	1314	1373	62	1068	1073	1	1372	1282
O-2	1	1043	1044	0	0	0	0	0	0	0	1068	1073	1	1043	1044
O-1	554	1433	1506	251	739	803	647	1430	1502	396	1867	1945	17	1568	1657
ALL COMMISSIONED															
E-9	30	1461	1527	5	781	837	30	1461	1527	25	1597	1665	0	0	0
E-8	8	1899	1921	0	0	0	2	1041	1041	2	1041	1041	0	0	0
E-7	0	0	0	7	610	668	7	877	894	6	922	932	1	1050	1142
E-6	0	0	0	6	753	869	39	1335	1389	35	1440	1494	0	0	0
ALL WARRANT															
ALL OFFICERS	704	1427	1499	257	739	803	686	1424	1495	429	1834	1910	18	1539	1629
E-9	235	1334	1372	21	487	519	224	1329	1364	203	1416	1451	11	1433	1539
E-8	249	1400	1427	38	419	442	420	904	923	382	952	971	24	926	1023
E-7	257	1580	1647	15	378	399	188	740	755	173	772	786	19	739	768
E-6	41	1340	1372	2	316	326	39	620	640	36	637	657	19	500	642
E-5	38	1390	1443	0	170	174	2	375	385	1	574	577	41	439	498
E-4	53	1445	1499	0	0	0	0	0	0	0	0	0	38	390	443
E-3	22	279	299	0	0	0	0	0	0	0	0	0	50	349	378
E-2	21	253	297	0	0	0	0	0	0	0	0	0	21	243	289
E-1	1127	858	889	77	424	448	872	964	987	795	1017	1039	255	493	527
ALL UNLISTED															
UNKNOW RANK	0	0	0	0	0	0	0	0	0	0	0	0	0	0	0
ALL RETIREES	1831	1077	1124	334	666	721	1558	1167	1211	1224	1303	1344	273	565	628

FIGURES INCLUDE RETIREES RECEIVING PAYMENT FROM DOD AND HAVE NOT BEEN ADJUSTED TO DOD BUDGET FIGURES.
 THOSE RETIREES RECEIVING A NET DOLLAR AMOUNT OF ZERO ARE NOT INCLUDED IN THE AVERAGE NET. LIKEWISE FOR AVERAGE GROSS.
 NUMBER IS THE ACTUAL NUMBER OF RETIREES RECEIVING PAYMENT FROM DOD WITH THE CORRESPONDING RANK. IT IS NOT NECESSARILY
 THE NUMBER USED IN THE AVERAGE ANNUITY CALCULATIONS.
 MONTHLY NET RETIRED PAY IS THE AMOUNT CHARGEABLE TO THE APPROPRIATION AFTER DEDUCTING SURVIVOR PAYMENTS, DUAL COMPENSATION
 REDUCTIONS, WAIVERMENTS AND THE LIKE, BUT BEFORE MAKING INDIVIDUAL DEDUCTIONS SUCH AS FOR INCOME TAXES OR SAVINGS BONDS.
 CURRENT FISCAL YEAR (1983) FIGURES ARE PRELIMINARY AND SUBJECT TO MINOR ADJUSTMENTS.

NUMBER OF MILITARY PERSONNEL RETIRED DURING FY1983 AND RECEIVING RETIRED PAY AS OF SEPT 30, 1983 BY RANK AND AVG MONTHLY GROSS/PAYMENTS

-----FAIR FORCE)-----

RANK/GROUPING	ALL RETIREES IN- CLUDING RESERVES			RESERVE RET. ONLY			NON-DISABILITY IN- CLUDING RESERVES			NON-DISABILITY EX- CLUDING RESERVES			DISABILITY ONLY		
	NUMBER	AVG	NET GROSS	NUMBER	AVG	NET GROSS	NUMBER	AVG	NET GROSS	NUMBER	AVG	NET GROSS	NUMBER	AVG	NET GROSS
O-1J	2	4376	8837	0	0	0	2	4376	8837	2	4376	8837	0	0	0
O-1	8	3853	9225	0	0	0	8	3853	9225	8	3853	9225	0	0	0
O-2	33	2737	3333	15	1677	1864	39	2749	3007	19	3595	3934	1	2337	3913
O-3	43	3334	2379	12	1316	1474	49	3334	2379	25	3067	3375	0	0	0
O-4	282	1975	1824	121	1327	1376	87	2337	2379	125	1746	2824	21	2370	2882
O-5	1821	1975	1824	1376	1975	1824	287	1975	1824	1821	1975	1824	21	2370	2882
O-6	1821	1975	1824	1376	1975	1824	287	1975	1824	1821	1975	1824	21	2370	2882
O-7	413	1177	1399	110	1244	1429	180	1177	1399	413	1177	1399	33	1095	1374
O-8	413	1177	1399	110	1244	1429	180	1177	1399	413	1177	1399	33	1095	1374
O-9	13	1617	1810	1	1617	1810	1	1617	1810	13	1617	1810	1	1617	1810
O-10	13	1617	1810	1	1617	1810	1	1617	1810	13	1617	1810	1	1617	1810
ALL COMMISSIONED	3914	1281	1355	3359	1752	1882	2559	610	663	5808	1278	1347	3249	1804	1845
W-1	9	609	664	0	0	0	9	609	664	0	0	0	0	0	0
W-2	3	527	552	0	0	0	3	527	552	0	0	0	0	0	0
W-3	12	561	605	0	0	0	12	561	605	0	0	0	0	0	0
ALL WARRANT	5930	1279	1353	3359	1752	1882	2571	609	662	5820	1276	1345	3249	1804	1845
E-7	1763	1293	1367	938	1388	1468	125	550	604	1047	1296	1363	922	1397	1465
E-8	1573	1009	1056	1359	1063	1113	141	476	513	1485	1009	1053	1354	1065	1113
E-9	4619	744	819	4278	817	852	341	378	404	4554	784	817	4213	817	851
E-5	321	497	549	300	517	570	68	280	298	2089	630	657	2021	642	669
E-4	192	375	452	159	379	467	21	210	226	205	491	524	184	524	534
E-3	191	327	372	101	327	372	3	192	261	21	378	413	18	433	488
E-2	14	246	281	14	246	281	0	0	0	1	287	322	1	287	322
ALL ENLISTED	9336	817	899	9237	817	899	699	413	445	9408	835	872	8709	869	905
UNKNOWN RANK	0	0	0	0	0	0	0	0	0	0	0	0	0	0	0
ALL RETIREES	15856	980	1044	12596	1099	1155	3270	567	616	15224	1004	1053	11958	1123	1172

FIGURES INCLUDE RETIREES RECEIVING PAYMENT FROM DOD AND HAVE NOT BEEN ADJUSTED TO DOD BUDGET FIGURES.
 THOSE RETIREES RECEIVING A NET DOLLAR AMOUNT OF ZERO ARE NOT INCLUDED IN THE AVERAGE NET. LIKEWISE FOR AVERAGE GROSS.
 NUMBER IS THE ACTUAL NUMBER OF RETIREES RECEIVING PAYMENT FROM DOD WITH THE CORRESPONDING RANK. IT IS NOT NECESSARILY THE NUMBER USED IN THE AVERAGE ANNUITY CALCULATIONS.
 MONTHLY NET RETIRED PAY IS THE AMOUNT CHARGEABLE TO THE APPROPRIATION AFTER DEDUCTING SURVIVOR PAYMENTS, DUAL COMPENSATION REJECTIONS, VA PAYMENTS AND THE LIKE, BUT BEFORE MAKING INDIVIDUAL DEDUCTIONS SUCH AS FOR INCOME TAXES OR SAVINGS BONDS.
 CURRENT FISCAL YEAR (1983) FIGURES ARE PRELIMINARY AND SUBJECT TO MINOR ADJUSTMENTS.

SEPTEMBER 30, 1983 DMOG - OFFICE OF THE DOD ACTUARY

NUMBER OF MILITARY PERSONNEL RETIRED DURING FY1983 AND RECEIVING RETIRED PAY AS OF SEPT 30, 1983 BY RANK AND AVG MONTHLY GROSS/AMTS
 -----(ALL ODD)-----

RANK/GROUPING	ALL RETIREES IN- CLUDING RESERVES			RESERVE RET. ONLY			ALL RETIREES EX- CLUDING RESERVES			NON-DISABILITY IN- CLUDING RESERVES			NON-DISABILITY EX- CLUDING RESERVES			DISABILITY ONLY		
	NUMBER	AVG NET GROSS	MONTHLY- AVG	NUMBER	AVG NET GROSS	MONTHLY- AVG	NUMBER	AVG NET GROSS	MONTHLY- AVG	NUMBER	AVG NET GROSS	MONTHLY- AVG	NUMBER	AVG NET GROSS	MONTHLY- AVG	NUMBER	AVG NET GROSS	MONTHLY- AVG
0-10	7	4355	4814	0	0	0	7	4355	4814	7	4355	4814	0	0	0	0	0	0
0-9	32	4027	4417	0	0	0	32	4027	4417	32	4027	4417	0	0	0	0	0	0
0-8	101	2964	3177	35	1496	1698	66	3589	3962	97	2849	3145	4	5216	3954	4	5216	3954
0-7	213	2135	2377	47	1234	1376	166	2182	2377	92	2125	2354	1	3115	3437	1	3115	3437
0-6	2850	2004	2147	97	930	1017	1896	2525	2726	2793	1994	2120	1823	2560	2122	67	2401	2841
0-5	4271	1264	1474	274	639	694	2999	1782	1971	5744	1214	1283	1844	1792	1865	67	1990	2107
0-4	1181	864	919	234	506	543	4217	893	940	1844	1391	1440	58	1329	1557	112	1029	1234
0-3	1161	694	733	127	324	352	1834	651	686	1034	651	686	7	1047	1069	31	758	926
0-2	25	519	561	28	313	339	38	306	332	38	306	332	0	0	0	18	610	667
0-1	1410	1274	1354	5592	624	677	13784	1269	1344	1092	1877	1974	358	1462	1734	12	1034	1714
ALL COMMISSIONED	595	1141	1233	293	590	650	643	1143	1224	390	1502	1595	19	1066	1167	19	1066	1167
0-9	451	926	979	131	424	458	442	920	970	207	891	935	14	1447	883	14	1447	883
0-8	275	797	855	54	312	333	261	792	844	1	876	944	7	1150	1253	7	1150	1253
0-7	1413	392	4359	430	515	563	1369	941	1053	939	1204	1274	46	963	1227	46	963	1227
ALL OFFICERS	15557	1244	1327	7122	618	670	15153	1244	1318	8031	1799	1893	404	1405	1676	404	1405	1676
0-9	2910	1248	1318	392	326	370	2422	1250	1314	2430	1367	1433	88	1155	1463	88	1155	1463
0-8	5673	929	970	124	424	457	5481	926	966	4800	997	1038	192	926	1046	192	926	1046
0-7	12113	749	785	1264	376	400	10409	750	783	9545	800	834	401	720	1046	401	720	1046
0-6	2336	611	655	444	271	286	5100	611	636	4660	643	669	536	508	636	536	508	636
0-5	1310	427	471	121	176	183	478	425	478	357	535	551	610	424	521	610	424	521
0-4	3711	329	343	11	0	0	50	365	387	39	418	444	761	348	430	761	348	430
0-3	2118	287	303	0	0	0	2	329	347	8	368	387	492	309	343	492	309	343
0-2	169	242	261	0	0	0	2	224	247	2	244	260	216	286	343	216	286	343
0-1	2829	769	813	2949	344	411	24753	811	847	21844	867	905	3456	484	564	3456	484	564
ALL UNLISTED	3	0	0	0	0	0	0	0	0	0	0	0	0	0	0	0	0	0
ALL RETIREES	43765	939	976	13331	550	595	39826	975	1026	29875	1119	1171	3860	566	684	3860	566	684

FIGURES INCLUDE RETIREES RECEIVING PAYMENT FROM ODD AND HAVE NOT BEEN ADJUSTED TO ODD BUDGET FIGURES.
 THOSE RETIREES RECEIVING A NET DOLLAR AMOUNT OF ZERO ARE NOT INCLUDED IN THE AVERAGE NET. LIKEWISE FOR AVERAGE GROSS.
 *NUMBER IS THE ACTUAL NUMBER OF RETIREES RECEIVING PAYMENT FROM ODD WITH THE CORRESPONDING RANK. IT IS NOT NECESSARILY
 THE NUMBER USED IN THE AVERAGE ANNUITY CALCULATIONS.
 *MONTHLY NET RETIRED PAY IS THE AMOUNT CHARGEABLE TO THE APPROPRIATION AFTER DEDUCTING SURVIVOR PAYMENTS, DUAL COMPENSATION
 REDUCTIONS OR VA PAYMENTS AND THE LIKE, BUT BEFORE MAKING INDIVIDUAL DEDUCTIONS SUCH AS FOR INCOME TAXES OR SAVINGS BONDS.
 CURRENT FISCAL YEAR (1983) FIGURES ARE PRELIMINARY AND SUBJECT TO MINOR ADJUSTMENTS.

BLANK PAGE

MILITARY RETIRED ON ROLLS END FY83 BY TYPE DISCHARGE AND FISCAL YEAR OF RET. (ALL RETIRED)

FISCAL YEAR OF RET	ALL RET INCLUDING RES. RET.	ALL RET EXCLUDING RES. RET.	RESERVE ONLY	NON-DISAB RES. RET.	NON-DISAB INCLUDING RES. RET.	DISABLED ONLY
1983	43756	3735	10331	39975	24875	3866
1982	49588	3735	13333	46116	33943	3072
1981	49377	36376	12994	33751	33751	2625
1980	57273	44319	12978	54595	41615	2764
1979	55837	49310	11997	52360	41963	2897
1978	54324	43042	11512	51625	40113	2929
1977	56312	47319	9593	53778	44183	3134
1976	82377	72328	10062	78124	68052	4266
1975	73511	53445	6766	67023	60254	3591
1974	69570	51791	5779	65084	60105	3686
1973	69289	62428	5721	62498	57197	3447
1972	67544	62428	4644	56294	54054	8371
1971	65531	61403	4128	56882	52752	8649
1970	60165	56224	3941	51331	47443	8734
1969	57379	53998	3381	49736	46353	7643
1968	56329	53863	3035	50757	47722	6141
1967	53948	51445	2543	48441	46099	5347
1966	42755	40046	2009	37406	35397	4649
1965	40765	38993	1776	37292	35516	3474
1964	39132	37926	1526	36409	35122	2784
1963	37225	36240	1892	34334	32728	2956
1962	26426	23911	625	22514	22146	1742
1961	24396	22974	573	21422	21453	1425
1960	16551	15978		15126	14553	
1959	10375	10395	480	9083	8603	1792
1958	10128	19713	415	8779	8164	1549
1957	8150	8416	344	7581	7227	1179
1956	6493	6288	345	5227	4982	1316
1955	5239	4988	271	3633	3523	1459
1954	4529	4526	193	3086	2993	1773
1953	3725	3705	189	1092	1092	2700
1952	2273	2007	62	1121	1095	1852
1951	2198	2354	44	1182	1193	616
1950	2351	2021	30	1461	1431	590
1949	3335	3396	39	1396	1357	2039
1948	5813	5810	3	1424	1421	4389
1947	949	9046	3	617	614	8432
1946	4432	4401	1	103	102	4299
1945	1422	1421	1	104	103	1318
1944	219	208	0	73	72	267
1943	310	308	1	72	71	185
1942	310	308	1	216	216	135
1941	216	205	1	130	129	75
1940	141	145	-4	166	177	-25
OTHER						
TOTAL	133350	1192161	141199	1193352	1052153	140068

NOTE: INCLUDES ONLY RETIREES IN PAY STATUS (CURRENTLY RECEIVING PAYMENT FROM DOD).

TOTAL IS FROM DOD BUDGET FIGURES. *OTHER* IS A BALANCING ITEM.

FISCAL YEARS BEGINNING WITH FY76 END SEPT 30. PRIOR YEARS END JUNE 30.

HENCE FY75 IS 15 MONTHS LONG.

CURRENT FISCAL YEAR (1983) FIGURES ARE PRELIMINARY AND SUBJECT TO MINOR ADJUSTMENTS.

DMDC - DOD ACTUARY'S OFFICE

SEPTEMBER 30, 1983

MILITARY RETIRED ON ROLLS END FY83 BY TYPE DISCHARGE AND FISCAL YEAR OF RET.
(ENLISTED ONLY)

FISCAL YEAR OF RET	ALL RET INCLUDING RES. RET.	ALL RET EXCLUDING RES. RET.	RESERVE NON-DISAB RETIRED ONLY	NON-DISAB INCLUDING RES. RET.	NON-DISAB EXCLUDING RES. RET.	DISABLED ONLY
1983	28239	25300	2909	2753	21844	3456
1984	31460	27971	3559	28761	2502	2698
1985	31622	28112	3430	28113	23893	2349
1986	36556	33574	3182	34412	31333	2344
1979	35563	33044	2609	33256	30447	2407
1978	35229	33184	2344	33065	30717	2464
1977	39472	37525	1847	36804	34957	2568
1976	58471	56921	1920	54423	53503	3448
1975	53164	51862	1302	50257	48953	2907
1974	52588	51375	1065	48301	46495	2928
1973	49222	47621	765	45871	43887	6121
1972	50775	48513	671	46548	43913	5925
1971	46443	44563	547	41448	39813	5925
1970	40377	39880	547	34480	33333	5927
1969	42514	42083	431	36944	36513	5576
1968	42225	41844	361	37790	37423	4435
1967	40171	39908	263	36295	36032	3876
1966	29178	28889	189	25934	25715	3174
1965	27345	26898	147	24794	24647	2251
1964	25373	25009	124	24118	23984	1815
1963	24326	24200	78	24038	23862	1470
1962	24326	24200	57	24038	23862	1470
1961	19377	19251	44	19173	19047	1103
1960	10533	10533	44	19754	19713	883
1959	6170	6140	30	4973	4873	1267
1958	5193	5144	19	4144	4125	1039
1957	4266	4308	18	3479	3461	847
1956	3517	3602	15	2638	2623	979
1955	2532	2638	14	1658	1644	994
1954	2886	2826	10	1705	1692	1180
1953	2370	2344	5	1377	1391	1393
1952	2371	2344	5	883	892	1588
1951	1353	1252	1	1040	1039	1213
1949	971	970	1	921	923	50
1948	892	891	1	805	805	85
1947	454	444	0	777	777	87
1946	533	532	1	360	359	263
1945	278	277	1	95	94	183
1944	254	254	0	77	77	177
1943	122	122	0	56	56	66
1942	228	227	1	171	172	27
1941	134	134	0	198	198	37
1940	173	173	0	308	311	37
OTHER			-2	308	311	-235
TOTAL	901398	872724	28474	813605	784731	47993

NOTE: INCLUDES ONLY RETIREES IN PAY STATUS (CURRENTLY RECEIVING PAYMENT FROM DOD).

TOTAL IS FROM DOD BUDGET FIGURES. *OTHER* IS A BALANCING ITEM.

FISCAL YEARS BEGINNING WITH FY76 END SEPT 30. PRIOR YEARS END JUNE 30.

HENCE FY75 IS 15 MONTHS LONG.

CURRENT FISCAL YEAR (1983) FIGURES ARE PRELIMINARY AND SUBJECT TO MINOR ADJUSTMENTS.

DMJC - DOD ACTUARY'S OFFICE

SEPTEMBER 30, 1983

MILITARY RETIRED ON ROLLS END FY83 BY TYPE DISCHARGE AND FISCAL YEAR OF RET. (OFFICERS ONLY)

FISCAL YEAR OF RET	ALL RET INCLUDING RES. RET.	ALL RET EXCLUDING RES. RET.	RESERVE ONLY RES. RET.	NON-DISAB INCLUDING RES. RET.	NON-DISAB EXCLUDING RES. RET.	DISABLED ONLY
1983	15377	8435	7122	15353	8031	464
1982	17328	9156	6774	17355	8761	373
1981	17268	8204	5764	17432	10883	336
1980	20591	13745	9796	20181	10383	360
1979	20144	11256	8888	19704	10816	446
1978	19325	9860	8164	18560	9336	465
1977	17540	9794	7746	16974	9225	566
1976	23519	15377	8142	22701	14539	814
1975	17447	11983	5464	16763	11229	644
1974	17112	12398	4714	16354	11643	758
1973	17337	13199	4138	15217	11374	1620
1972	16339	12407	3882	14034	10172	2235
1971	15891	10921	3497	16734	13237	2654
1970	19759	15364	3394	16931	13537	2807
1969	14655	11915	2950	12792	9842	2673
1968	14577	11949	2674	12967	10235	1706
1967	13717	11537	2280	12446	10026	1476
1966	12977	11157	1820	9662	9688	1475
1965	13721	12092	1629	11298	10849	1223
1964	13499	12097	1402	12530	11124	969
1963	13157	12066	1091	12289	11199	868
1962	19834	9133	761	9125	8344	769
1961	10542	10270	572	10377	9623	645
1960	5314	5385	529	10372	4843	542
1959	4705	4255	450	4180	3730	525
1958	4445	4255	396	4033	3730	510
1957	4114	4108	326	4122	3737	333
1956	3326	2696	330	2869	2359	337
1955	2357	2350	257	2142	1885	465
1954	1932	1800	183	1390	1207	593
1953	1242	1242	130	795	665	577
1952	944	862	82	430	399	514
1951	972	940	62	541	473	431
1950	1145	1102	43	742	693	403
1949	180	1051	39	540	511	540
1948	1203	2505	38	289	251	1955
1947	4249	4946	3	647	644	4302
1946	4496	8484	2	257	255	8229
1945	4124	4124	0	4	4	4116
1944	1168	1167	1	27	25	1141
1943	218	218	0	17	17	201
1942	121	121	0	35	35	86
1941	98	97	1	42	39	48
1940	72	71	1	32	31	40
OTHER	68	70	-2	-142	-143	210
TOTAL	431762	319437	112325	379747	267422	52015

NOTE: INCLUDES ONLY RETIREES IN PAY STATUS (CURRENTLY RECEIVING PAYMENT FROM DOD).

*TOTAL IS FROM DOD BUDGET FIGURES. *OTHER IS A BALANCING ITEM.

FISCAL YEARS BEGINNING WITH FY76 END SEPT 30. PRIOR YEARS END JUNE 30. HENCE FY76 IS 15 MONTHS LONG.

CURRENT FISCAL YEAR (1983) FIGURES ARE PRELIMINARY AND SUBJECT TO MINOR ADJUSTMENTS.

DMDC - DOD ACTUARY'S OFFICE

SEPTEMBER 30, 1983

NUMBER OF MILITARY RETIREES RETIRED DURING FY1983 AND RECEIVING AND NOT RECEIVING RETIRED PAY FROM DOD AS OF SEPT 30, 1983

	---IN RETIRED APPROPRIATION---				---IN RETIRED APPROPRIATION---				---IN RETIRED APPROPRIATION---				---IN RETIRED APPROPRIATION---				
	NUMBER	AVG NET GROSS	AVG MO. OFF SET	NO WITH PARTIAL OFFSET	NUMBER	AVG NET GROSS	AVG MO. OFF SET	NO WITH PARTIAL OFFSET	NUMBER	AVG NET GROSS	AVG MO. OFF SET	NO WITH PARTIAL OFFSET	NUMBER	AVG NET GROSS	AVG MO. OFF SET	NO WITH PARTIAL OFFSET	
0-13	7	4355	4814	0	0	0	0	0	0	0	0	0	0	0	0	0	
0-9	32	4027	4317	0	1	863	0	0	0	0	0	0	0	0	0	0	
0-8	62	3613	3962	1	1	393	0	0	0	0	0	0	0	0	0	0	
0-7	45	3055	3358	14	0	0	0	0	0	0	0	0	0	0	0	0	
0-6	1423	2563	2222	324	9	2934	0	0	0	0	0	0	0	0	0	0	
0-5	2132	1782	1865	453	11	1791	11	1681	67	1730	2441	25	732	2690	3	398	
0-4	1344	1391	1440	231	17	1453	11	1399	58	1359	1237	18	815	1124	2	2664	
0-3	549	1270	1313	78	21	1228	21	1399	112	1039	1239	15	643	1724	4	312	
0-2	0	0	0	0	0	0	0	0	31	1758	926	36	518	1157	7	2033	
0-1	0	0	0	1	0	0	0	0	18	1610	667	11	145	1074	7	1399	
ALL COMMISSIONED	732	1877	1974	1110	50	1813	50	1540	358	1462	1734	112	636	839	4	1440	
W-4	390	1502	1596	87	15	1912	15	6	12	1034	1719	7	981	1906	1	3221	
W-3	341	1365	1122	54	2	1074	2	0	19	1066	1167	4	346	1000	2	1092	
W-2	237	891	935	37	0	1093	0	0	14	1747	883	6	285	1000	0	1092	
ALL WARRANT	939	1208	1278	178	19	1738	19	0	46	1963	1227	17	585	1303	3	1742	
ALL OFFICERS	8031	1799	1893	1288	69	1792	69	1540	404	1405	1676	129	629	1473	35	1466	
E-9	2450	1367	1433	527	4	1143	4	1287	88	1152	1463	39	616	1168	1	1777	
E-7	4900	997	1034	1585	13	1055	13	1313	192	1066	1167	56	616	1168	1	1777	
E-6	9545	803	814	581	25	842	25	1332	401	730	843	121	334	1153	20	1350	
E-5	357	543	569	48	21	657	21	1030	535	508	636	209	256	92	1320	45	1320
E-4	39	414	444	7	0	0	0	0	610	444	521	209	256	110	657	110	1284
E-3	9	366	397	1	0	0	0	0	761	358	430	270	216	184	538	173	1185
E-2	3	249	267	0	0	0	0	0	492	309	367	155	116	159	422	126	1036
E-1	3	249	267	0	0	0	0	0	216	282	343	65	149	52	376	41	802
ALL ENLISTED	2144	557	595	359	68	837	68	1202	3456	468	568	1179	262	636	25	1190	
UNKNOWN RANK	0	0	0	0	0	0	0	0	0	0	0	0	0	0	0	0	0
TOTAL	29475	1118	1171	4884	135	1325	135	1227	3860	566	684	1308	299	672	766	697	1217

SUMMARY TOTAL FOR RESERVE RETIRED ONLY: 437 117 636 117 799

FIGURES HAVE NOT BEEN ADJUSTED TO DOD BUDGET.

*NUMBERS ARE THE ACTUAL NUMBERS IN A GIVEN CELL AND ARE NOT NECESSARILY THE FIGURES USED IN THE 'AVERAGE' NET AND GROSS CALCULATIONS WHICH INVOLVE THOSE RECEIVING A DOLLAR AMOUNT OF ZERO.

*NET RETIRED PAY IS THE AMOUNT CHARGEABLE TO THE APPROPRIATION AFTER DEDUCTING SURVIVOR PAYMENTS, DUAL COMPENSATION REDUCTIONS, VA PAYMENTS AND THE LIKE, BUT BEFORE MAKING INDIVIDUAL DEDUCTIONS SUCH AS FOR INCOME TAXES OR SAVINGS BONDS.

RETIRES WHOSE NET PAY IS ZERO OR LESS AFTER ANY SURVIVOR BENEFIT PREMIUM DEDUCTIONS AND/OR VARIOUS OTHER OFFSETS ARE NOT IN THE DOD RETIRED APPROPRIATION. OFFSETS MAY BE DUE TO VETERANS ADMINISTRATION PAYMENTS, DUAL COMPENSATION, AND PAY CAP LAWS PERTAINING TO CIVIL SERVICE EMPLOYMENT, OR A RETIREE'S REFUSAL OF RETIRED PAY.

CURRENT FISCAL YEAR (1983) FIGURES ARE PRELIMINARY AND SUBJECT TO MINOR ADJUSTMENTS.

DMDC - OFFICE OF THE DOD ACTUARY

NUMBER OF MILITARY RETIREES RETIRED DURING FY1983 AND RECEIVING AND NOT RECEIVING RETIRED PAY FROM DOD AS OF SEPT 30, 1983
 ***** (AIR FORCE) *****

	---NON DISABLED EXCLUDING RESERVE RETIRED---				---IN RETIRED APPROPRIATION---				---DISABLED---			
	NUMBER	AVG MO NET GROSS	AVG MO GROSS OFFSET	NO WITH PARTIAL OFFSET	NUMBER	AVG MO NET GROSS	AVG MO GROSS OFFSET	NO WITH PARTIAL OFFSET	NUMBER	AVG MO NET GROSS	AVG MO GROSS OFFSET	NO WITH PARTIAL OFFSET
0-10	2	4376	4937	0	0	0	0	0	0	0	0	0
0-9	8	3853	4225	1	565	0	4633	1	0	0	0	0
0-8	19	3955	3939	2	170	1	3930	1	0	0	0	0
0-7	25	3067	3375	7	190	0	0	0	0	0	0	0
0-6	283	2446	2683	143	149	3	2770	3	0	0	0	0
0-5	1265	1794	1969	248	135	7	1838	7	0	0	0	0
0-4	977	1747	1823	139	146	5	1399	5	1399	0	0	0
0-3	37	1257	1304	26	126	21	1531	21	0	0	0	0
0-2	0	0	0	0	0	0	0	0	0	0	0	0
0-1	0	0	0	0	0	0	0	0	0	0	0	0
ALL COMMISSIONED	3249	1804	1886	606	141	38	1652	38	1399	110	1442	1777
W-4	0	0	0	0	0	0	0	0	0	0	0	0
W-3	0	0	0	0	0	0	0	0	0	0	0	0
W-2	0	0	0	0	0	0	0	0	0	0	0	0
W-1	0	0	0	0	0	0	0	0	0	0	0	0
ALL WARRANT	0	0	0	0	0	0	0	0	0	0	0	0
ALL OFFICERS	3249	1804	1885	606	141	38	1652	38	1399	110	1442	1777
E-9	922	1397	1465	255	149	1	1077	1	0	16	906	1626
E-8	134	1065	1110	307	131	7	1174	7	1416	15	922	1332
E-7	423	817	851	774	125	16	1855	16	1339	65	787	939
E-6	202	642	669	296	142	15	671	15	1004	60	559	723
E-5	18	524	558	33	62	0	0	0	0	116	372	469
E-4	18	354	385	2	114	0	0	0	0	96	326	371
E-3	5	322	322	0	0	0	0	0	0	16	284	363
E-2	1	224	287	0	0	41	837	41	1238	5	158	281
E-1	873	69	906	1668	129	0	0	0	0	528	493	620
ALL ENLISTED	873	69	906	1668	129	41	837	41	1238	528	493	620
UNKNOWN RANK	0	0	0	0	0	0	0	0	0	0	0	0
TOTAL	11958	1123	1172	2274	132	79	1229	79	1252	638	657	819
SUMMARY TOTAL FOR RESERVE RETIRED ONLY:	142	116	99	637	99	1094						

FIGURES HAVE NOT BEEN ADJUSTED TO DOD BUDGET.
 *NUMBERS ARE THE ACTUAL NUMBERS IN A GIVEN CELL AND ARE NOT NECESSARILY THE FIGURES USED IN THE "AVERAGE" NET AND GROSS CALCULATIONS WHICH IGNORE THOSE RECEIVING A DOLLAR AMOUNT OF ZERO.
 NET RETIRED PAY IS THE AMOUNT CHARGEABLE TO THE APPROPRIATION AFTER DEDUCTING SURVIVOR PAYMENTS, DUAL COMPENSATION REDUCTIONS, VA PAYMENTS AND THE LINE, BUT BEFORE MAKING INDIVIDUAL DEDUCTIONS SUCH AS FOR INCOME TAXES OR SAVINGS BONDS.
 RETIREES WHOSE NET PAY IS ZERO OR LESS AFTER ANY SURVIVOR BENEFIT PREMIUM DEDUCTIONS AND/OR VARIOUS OTHER OFFSETS ARE NOT IN THE DOD RETIRED APPROPRIATION. OFFSETS MAY BE DUE TO VETERANS ADMINISTRATION PAYMENTS, DUAL COMPENSATION, AND PAY CAP LAWS PERTAINING TO CIVIL SERVICE EMPLOYMENT, OR A RETIREES REFUSAL OF RETIRED PAY.
 CURRENT FISCAL YEAR (1983) FIGURES ARE PRELIMINARY AND SUBJECT TO MINOR ADJUSTMENTS.
 DMDC - OFFICE OF THE DOD ACTUARY

NUMBER OF MILITARY RETIREES RETIRED DURING FY1983 AND RECEIVING AND NOT RECEIVING RETIRED PAY FROM DOD AS OF SEPT 30, 1983
 ((MARINE CORPS))

	NON DISABLED EXCLUDING RESERVE RETIRED				DISABLED				NOT IN NET APPROPRIATION				NOT IN NET APPROPRIATION			
	NUMBER	AVG MO. NET GROSS	NO WITH PARTIAL OFF SET	AVG MO. GROSS OFFSET	NUMBER	AVG MO. NET GROSS	NO WITH PARTIAL OFF SET	AVG MO. GROSS OFFSET	NUMBER	AVG MO. NET GROSS	NO WITH PARTIAL OFF SET	AVG MO. GROSS OFFSET	NUMBER	AVG MO. NET GROSS	NO WITH PARTIAL OFF SET	AVG MO. GROSS OFFSET
0-10	1	4515	0	0	0	0	0	0	0	0	0	0	0	0	0	0
0-9	1	3939	0	0	0	0	0	0	0	0	0	0	0	0	0	0
0-8	1	3742	0	0	0	0	0	0	0	0	0	0	0	0	0	0
0-7	2	3223	1	62	0	0	0	0	0	0	0	0	0	0	0	0
0-6	91	2753	2	3033	1	0	0	0	2	2894	3150	0	0	0	0	0
0-5	117	1795	2	332	3	0	0	0	3	2138	2213	0	0	0	0	0
0-4	122	1772	3	188	3	0	0	0	1	1786	1786	0	0	0	0	0
0-3	62	1363	1	126	0	0	0	0	9	1799	1295	0	0	0	0	0
0-2	0	1060	0	66	0	0	0	0	1	1835	835	0	0	0	0	0
0-1	0	1867	12	167	1	3033	0	0	1	1043	1843	0	0	0	0	0
ALL COMMISSIONED	396	1867	12	167	1	3033	0	0	17	1568	1637	2	184	0	0	0
W-4	25	1597	3	169	0	0	0	0	0	0	0	0	0	0	0	0
W-3	2	1041	0	0	0	0	0	0	0	0	0	0	0	0	0	0
W-2	5	922	1	62	0	0	0	0	1	1050	1142	0	0	0	0	0
W-1 WARRANT	33	1443	4	142	0	0	0	0	1	1350	1142	0	0	0	0	0
ALL OFFICERS	429	1834	16	161	1	3033	1	0	18	1539	1629	2	184	0	0	0
E-9	203	1415	12	124	0	0	0	0	11	1433	1539	2	144	0	0	0
E-8	392	952	15	140	0	833	0	1337	24	926	1023	4	33	0	0	0
E-7	173	772	746	132	0	0	0	0	19	739	768	1	342	1	1263	0
E-6	36	537	577	122	0	0	0	0	19	500	642	7	340	1	516	0
E-5	1	574	577	0	0	0	0	0	41	439	498	7	276	1	635	0
E-4	0	0	0	0	0	0	0	0	38	390	443	8	202	8	525	0
E-3	0	0	0	0	0	0	0	0	60	345	378	11	166	11	1193	0
E-2	0	0	0	0	0	0	0	0	22	279	349	11	218	2	387	0
E-1	0	0	0	0	0	0	0	0	21	253	297	8	112	3	374	0
ALL ENLISTED	795	1017	1039	138	1	833	1	1337	253	496	537	55	216	33	512	0
UNKNOWN RANK	0	0	0	0	0	0	0	0	0	0	0	0	0	0	0	0
TOTAL	1224	1303	1344	49	144	2	1943	2	1337	273	565	628	57	215	33	512

SUMMARY TOTAL FOR RESERVE RETIRED ONLY: 12 146 0 379 0 496

FIGURES HAVE NOT BEEN ADJUSTED TO DOD BUDGET.
 *NUMBERS ARE THE ACTUAL NUMBERS IN A GIVEN CELL AND ARE NOT NECESSARILY THE FIGURES USED IN THE 'AVERAGE' NET AND GROSS CALCULATIONS WHICH IGNORE THOSE RECEIVING A DOLLAR AMOUNT OR ZERO.
 *NET RETIRED PAY IS THE AMOUNT CHARGEABLE TO THE APPROPRIATION AFTER DEDUCTING SURVIVOR PAYMENTS, DUAL COMPENSATION REDUCTIONS, VA PAYMENTS AND THE LIKE, BUT BEFORE MAKING INDIVIDUAL DEDUCTIONS SUCH AS FOR INCOME TAXES OR SAVINGS BONDS.
 RETIREES WHOSE NET PAY IS ZERO OR LESS AFTER ANY SURVIVOR BENEFIT PREMIUM DEDUCTIONS AND/OR VARIOUS OTHER OFFSETS ARE NOT IN THE DOD RETIRED APPROPRIATION. OFFSETS MAY BE DUE TO VETERANS ADMINISTRATION PAYMENTS, DUAL COMPENSATION, AND PAY CAP LAWS PERTAINING TO CIVIL SERVICE EMPLOYMENT, OR A RETIREE'S REFUSAL OF RETIRED PAY.
 CURRENT FISCAL YEAR (1983) FIGURES ARE PRELIMINARY AND SUBJECT TO MINOR ADJUSTMENTS.
 DMOC - OFFICE OF THE DOD ACTUARY

NUMBER OF MILITARY RETIREES RETIRED DURING FY19H3 AND RECEIVING AND NOT RECEIVING RETIRED PAY FROM DOD AS OF SEPT 30, 1983

	***** (NAVY) *****														
	---NON DISABLED EXCLUDING RESERVE RETIRED---					---IN RETIRED APPROPRIATION---					---DISABLED---				
	---IN RETIRED APPROPRIATION---					---IN RETIRED APPROPRIATION---					NOT IN KEY APPROPRIATION				
	NUMBER	AVG NO.	AVG MO.	NO WITH PARTIAL VA OFF SET	AVG NO. MO. NET GROSS OFFSET	NUMBER	AVG NO.	AVG MO.	NO WITH PARTIAL VA OFF SET	AVG NO. MO. NET GROSS OFFSET	NUMBER	AVG NO.	AVG MO.	NO WITH PARTIAL VA OFF SET	AVG NO. MO. NET GROSS OFFSET
O-10	1	4237	4692	0	0	0	0	0	0	0	0	0	0	0	0
O-9	2	4202	4521	0	0	0	0	0	0	0	0	0	0	0	0
O-8	23	3591	3279	2	120	0	0	0	0	0	0	0	0	0	0
O-7	421	2624	2366	22	235	0	0	0	0	0	0	0	0	0	0
O-6	421	1872	1934	15	119	0	0	0	0	0	0	0	0	0	0
O-5	441	1444	1480	11	113	0	0	0	0	0	0	0	0	0	0
O-4	67	1244	1309	0	0	0	0	0	0	0	0	0	0	0	0
O-3	1	1244	1309	0	0	0	0	0	0	0	0	0	0	0	0
O-2	1	1244	1309	0	0	0	0	0	0	0	0	0	0	0	0
O-1	1	1244	1309	0	0	0	0	0	0	0	0	0	0	0	0
ALL COMMISSIONED	1430	1989	2070	63	169	0	0	0	0	0	0	0	0	0	0
W-4	81	1497	1544	6	105	0	0	0	0	0	0	0	0	0	0
W-3	25	1031	1203	1	120	0	0	0	0	0	0	0	0	0	0
W-2	49	1933	1945	0	0	0	0	0	0	0	0	0	0	0	0
W-1	40	1933	1945	0	0	0	0	0	0	0	0	0	0	0	0
ALL WARRANT	195	1221	1247	8	95	0	0	0	0	0	0	0	0	0	0
ALL OFFICERS	1525	1896	1971	71	160	0	0	0	0	0	0	0	0	0	0
E-9	512	1299	1319	45	125	2	1229	2	1229	2	1229	2	1229	2	1229
E-8	137	874	874	36	120	2	724	2	724	2	724	2	724	2	724
E-7	1542	544	574	170	192	2	624	2	624	2	624	2	624	2	624
E-6	85	544	565	1	79	1	552	1	552	1	552	1	552	1	552
E-5	9	321	392	0	0	0	0	0	0	0	0	0	0	0	0
E-4	1	321	392	0	0	0	0	0	0	0	0	0	0	0	0
E-3	0	0	0	0	0	0	0	0	0	0	0	0	0	0	0
E-2	0	0	0	0	0	0	0	0	0	0	0	0	0	0	0
E-1	4964	845	861	255	122	11	855	11	855	11	1268	11	1268	11	1268
ALL ENLISTED	4964	845	861	255	122	11	855	11	855	11	1268	11	1268	11	1268
UNKNOWN RANK	0	0	0	0	0	0	0	0	0	0	0	0	0	0	0
TOTAL	6589	1104	1135	326	130	11	855	11	855	11	1268	11	1268	11	1268
SUMMARY TOTAL FOR RESERVE RETIRED ONLY:	48	125	3	379	3	496									

FIGURES HAVE NOT BEEN ADJUSTED TO DOD BUDGET.

NUMBERS ARE THE ACTUAL NUMBERS IN A GIVEN CELL AND ARE NOT NECESSARILY THE FIGURES USED IN THE 'AVERAGE' NET AND GROSS CALCULATIONS WHICH IGNORE THOSE RECEIVING A DOLLAR AMOUNT OF ZERO.

NET RETIRED PAY IS THE AMOUNT CHARGEABLE TO THE APPROPRIATION AFTER DEDUCTING SURVIVOR PAYMENTS, DUAL COMPENSATION REDUCTIONS, VA PAYMENTS AND THE LIKE, BUT BEFORE MAKING INDIVIDUAL DEDUCTIONS SUCH AS FOR INCOME TAXES OR SAVINGS BONDS.

RETIREES WHOSE NET PAY IS ZERO OR LESS AFTER ANY SURVIVOR BENEFIT PREMIUM DEDUCTIONS AND/OR VARIOUS OTHER OFFSETS ARE NOT IN THE DOD RETIRED APPROPRIATION. OFFSETS MAY BE DUE TO VETERANS ADMINISTRATION PAYMENTS, DUAL COMPENSATION, AND PAY-CAP LAWS PERTAINING TO CIVIL SERVICE EMPLOYMENT, OR A RETIREES REFUSAL OF RETIRED PAY.

CURRENT FISCAL YEAR (1983) FIGURES ARE PRELIMINARY AND SUBJECT TO MINOR ADJUSTMENTS.

DHDC - OFFICE OF THE DOD ACTUARY

NUMBER OF MILITARY RETIREES RETIRED DURING FY1983 AND RECEIVING AND NOT RECEIVING RETIRED PAY FROM COD AS OF SEPT 30, 1983

***** (ARMY) *****

	---NON DISABLED EXCLUDING RESERVE RETIRED---				---IN RETIRED APPROPRIATION---				---DISABLED---				NOT IN RET APPROPRIATION				
	NO. WITH PARTIAL VA OFF SET	AVG NO. NET GROSS	AVG NO. WITH VA OFF SET	AVG NO. VA OFF SET	NO. WITH PARTIAL VA OFF SET	AVG NO. NET GROSS	AVG NO. WITH VA OFF SET	AVG NO. VA OFF SET	NO. WITH PARTIAL VA OFF SET	AVG NO. NET GROSS	AVG NO. WITH VA OFF SET	AVG NO. VA OFF SET	NO. WITH PARTIAL VA OFF SET	AVG NO. NET GROSS	AVG NO. WITH VA OFF SET	AVG NO. VA OFF SET	
0-10	3	4328	4784	0	0	0	0	0	0	0	0	0	0	0	0	0	
0-9	15	4033	4356	1	125	0	0	0	0	0	0	0	0	0	0	0	
0-8	17	2870	3212	4	177	0	0	0	0	0	0	0	0	0	0	0	
0-7	62	2492	2700	159	175	5	3018	5	716	9	716	0	0	0	0	0	
0-6	889	1716	1823	181	132	4	1681	2	838	11	305	1	2464	1	1067	1	
0-5	421	1350	1415	6	140	0	0	0	305	19	533	1	1604	2	1397	2	
0-4	31	1188	1237	0	107	0	0	0	657	11	784	3	1212	3	1372	2	
0-3	0	0	0	0	0	0	0	0	4	577	604	1	62	3	1316	1	
0-2	0	0	0	0	0	0	0	0	11	1681	604	1	62	3	1316	1	
0-1	2317	1919	2055	429	149	11	2231	11	1681	148	1441	1727	47	625	10	1411	7
ALL COMMISSIONED																	
M-4	284	1495	1605	28	143	15	1912	15	0	11	1087	1702	6	931	1	3221	1
M-3	274	1060	1227	52	129	2	1034	2	0	11	857	1832	4	378	0	1002	2
M-2	152	877	926	56	130	0	1078	0	0	1	857	1832	4	378	0	1002	2
ALL WARRANT	711	1194	1276	166	138	19	1738	19	0	31	1944	1258	13	611	3	1303	3
ALL OFFICERS	2728	1730	1852	595	146	30	1930	30	1681	179	1355	1646	60	622	13	1379	10
E-9	793	1371	1466	215	162	1	1138	1	1287	42	1200	1445	14	606	1	1168	1
E-8	2155	970	1024	488	138	7	1098	7	1291	104	948	1102	36	435	16	1353	16
E-7	3262	765	812	706	135	7	814	7	892	219	681	814	38	385	48	770	48
E-6	17541	619	662	212	180	0	650	0	0	319	593	501	116	204	58	631	58
E-5	1	337	342	12	194	0	0	0	0	407	370	413	159	204	58	631	58
E-4	1	382	399	0	0	0	0	0	0	215	280	338	82	135	179	516	179
E-3	2	335	394	0	0	0	0	0	0	124	218	335	41	168	37	403	37
E-2	2	222	287	1	62	0	0	0	0	110	242	300	42	148	25	322	25
E-1	7376	865	914	1640	140	13	808	13	1113	1845	441	547	676	262	418	618	375
ALL ENLISTED																	
UNKNOWN RANK	0	0	0	0	0	0	0	0	0	0	0	0	0	0	0	0	0
TOTAL	13104	1099	1170	2235	141	43	1530	43	1170	2024	522	644	736	291	431	638	385
SUMMARY TOTAL FOR RESERVE RETIRED ONLY:	235	115	676	15	802												

FIGURES HAVE NOT BEEN ADJUSTED TO DOD BUDGET.
 *NUMBERS ARE THE ACTUAL NUMBERS IN A GIVEN CELL AND ARE NOT NECESSARILY THE FIGURES USED IN THE 'AVERAGE' NET AND GROSS CALCULATIONS WHICH IGNORE THOSE RECEIVING A DOLLAR AMOUNT OF ZERO.
 NET RETIRED PAY IS THE AMOUNT CHARGEABLE TO THE APPROPRIATION AFTER DEDUCTING SURVIVOR PAYMENTS, DUAL COMPENSATION REDUCTIONS, VA PAYMENTS AND TALE LINE, BUT BEFORE MAKING INDIVIDUAL DEDUCTIONS SUCH AS FOR INCOME TAXES OR SAVINGS BONDS.
 RETIREES WHOSE NET PAY IS ZERO OR LESS AFTER ANY SURVIVOR BENEFIT PREMIUM DEDUCTIONS AND/OR VARIOUS OTHER OFFSETS ARE NOT IN THE DOD RETIREE APPROPRIATION. OFFSETS MAY BE DUE TO VETERANS ADMINISTRATION PAYMENTS, DUAL COMPENSATION, AND PAY CAP LAWS PERTAINING TO CIVIL SERVICE EMPLOYMENT, OR A RETIREES REFUSAL OF RETIRED PAY.
 CURRENT FISCAL YEAR (1983) FIGURES ARE PRELIMINARY AND SUBJECT TO MINOR ADJUSTMENTS.
 DMDC - OFFICE OF THE COD ACTUARY

NUMBER OF MILITARY RETIREES

RECEIVING AND NOT RECEIVING RETIRED PAY FROM DOD AS OF SEPT 30, 1983

*****ALL DOD*****

	---IN RETIRED APPROPRIATION---			RESERVE RETIRED---			NON DISABLED EXCLUDING			---IN RETIRED APPROPRIATION---			DISABLED---			NOT IN RLT APPROPRIATION		
	NUMBER	AVG MO. NET GROSS	NO WITH PARTIAL VA OFFSET	NUMBER	AVG MO. NET GROSS	NO WITH PARTIAL VA OFFSET	NUMBER	AVG MO. NET GROSS	NO WITH PARTIAL VA OFFSET	NUMBER	AVG MO. NET GROSS	NO WITH PARTIAL VA OFFSET	NUMBER	AVG MO. NET GROSS	NO WITH PARTIAL VA OFFSET	NUMBER	AVG MO. NET GROSS	NO WITH PARTIAL VA OFFSET
0-13	126	4761	5321	1	4735	1	249	42	4899	5380	6	394	0	0	0	0	0	0
0-9	443	4364	4911	10	4354	10	259	117	4243	4731	23	542	1	3473	1	352	1	352
0-8	1578	3874	4323	10	3830	10	170	408	3824	4235	71	532	2	3012	2	389	2	389
0-7	1238	3275	3624	4	3132	4	174	295	3176	3583	17	313	22	2336	22	2069	22	2069
0-6	4073	2952	3092	22	2959	22	241	6271	2640	2982	129	507	129	1688	129	1688	129	1688
0-5	6433	2429	2601	107	2439	107	249	9819	1923	2179	152	464	190	1101	190	1691	190	1691
0-4	1884	1420	1568	170	1436	170	866	11775	953	1068	1370	464	1049	1049	1049	1049	1049	1049
0-3	4523	1987	1853	479	1893	479	715	19229	703	768	304	377	1049	1049	1049	1049	1049	1049
0-2	590	785	853	181	791	181	715	3623	600	643	304	377	1049	1049	1049	1049	1049	1049
0-1	2291	1921	2091	4150	1355	4150	689	48323	1370	1539	7857	524	2994	1014	2956	1593	2956	1593
ALL COMMISSIONED	2291	1921	2091	4150	1355	4150	689	48323	1370	1539	7857	524	2994	1014	2956	1593	2956	1593
W-4	11137	1581	1739	195	1418	195	804	1082	1550	1827	297	643	27	1314	27	1663	27	1663
W-3	12544	1104	1193	175	1012	175	820	781	1071	1256	204	499	106	1290	106	1426	106	1426
W-2	12364	933	1000	1048	836	1048	836	1096	849	975	237	418	240	996	240	1426	240	1426
W-1	2526	773	795	659	761	659	649	767	645	701	810	336	181	800	181	1371	181	1371
ALL WARRANT	38571	1163	1263	2480	913	2477	797	3726	1057	1225	810	514	554	975	554	1371	554	1371
ALL OFFICERS	267675	1812	1972	6648	1130	6627	727	52049	1348	1508	7867	523	3548	1068	3510	1557	3510	1557
E-9	51876	1325	1437	869	999	869	874	3286	1294	1534	947	599	177	1191	177	1391	177	1391
E-8	110479	1006	1082	2744	856	2744	1032	5901	1006	1005	1055	494	878	1095	878	1404	878	1404
E-7	319281	805	863	19408	718	19408	907	16769	779	922	1055	376	5380	903	5379	1307	5379	1307
E-6	230271	665	712	9397	631	9396	1039	16587	557	681	5544	318	7833	744	7832	1319	7832	1319
E-5	66442	547	587	3647	532	3647	1011	16872	388	494	5300	283	13307	546	13307	1188	13307	1188
E-4	5733	415	439	425	415	425	985	14731	274	367	5781	232	24270	401	24257	1029	24257	1029
E-3	720	323	321	50	312	50	288	2437	249	291	324	177	21213	288	21213	973	21213	973
E-2	89	282	280	21	258	21	82	1697	199	230	1842	164	12324	242	12324	921	12324	921
E-1	69	282	280	21	258	21	82	1697	199	230	1842	164	12324	242	12324	921	12324	921
ALL ENLISTED	784616	801	861	36817	630	36648	939	82256	522	641	30763	297	47234	442	47234	1073	47234	1073
UNKNOWN RANK	0	0	0	0	0	0	0	2	253	253	0	0	12	242	12	1463	12	1463
TOTAL	1052291	1058	1143	43465	756	43275	942	140307	828	962	38630	343	90814	464	90476	1092	90476	1092
SUMMARY TOTAL FOR RESERVE RETIRED ONLY:	131204	647	693	6077	634	587	1091											

FIGURES HAVE NOT BEEN ADJUSTED TO DOD BUDGET.

NUMBERS ARE THE ACTUAL NUMBERS IN A GIVEN CELL AND ARE NOT NECESSARILY THE FIGURES USED IN THE 'AVERAGE' NET AND GROSS CALCULATIONS WHICH IGNORE THOSE RECEIVING A DOLLAR AMOUNT OF ZERO.

NET RETIRED PAY IS THE AMOUNT CHARGEABLE TO THE APPROPRIATION AFTER DEDUCTING SURVIVOR PAYMENTS, DUAL COMPENSATION REDUCTIONS, VA PAYMENTS AND THE LIKE, BUT BEFORE MAKING INDIVIDUAL DEDUCTIONS SUCH AS FOR INCOME TAXES OR SAVINGS BONDS.

RETIRES WHOSE NET PAY IS ZERO OR LESS AFTER ANY SURVIVOR BENEFIT PREMIUM DEDUCTIONS AND/OR VARIOUS OTHER OFFSETS ARE NOT IN THE DOD RETIREE APPROPRIATION. OFFSETS MAY BE DUE TO VETERANS ADMINISTRATION PAYMENTS, DUAL COMPENSATION, AND PAY-CAP LAWS PERTAINING TO CIVIL SERVICE EMPLOYMENT, OR A RETIREE'S REFUSAL OF RETIRED PAY.

DMDC - OFFICE OF THE DOD ACTUARY

RECEIVING AND NOT RECEIVING RETIRED PAY FROM DOD AS OF SEPT 30, 1983

NUMBER OF MILITARY RETIREES

*****FAIR FORCE*****

	---NON DISABLED EXCLUDING RESERVE RETIRED---				---IN RETIRED APPROPRIATION---				---DISABLED---				NOT IN RELY APPROPRIATION			
	NUMBER	AVG NO. WITH PARTIAL VA OFFSET	AVG NO. WITH VA OFFSET	AVG NET GROSS	NUMBER	AVG NO. WITH PARTIAL VA OFFSET	AVG NO. WITH VA OFFSET	AVG NET GROSS	NUMBER	AVG NO. WITH PARTIAL VA OFFSET	AVG NO. WITH VA OFFSET	AVG NET GROSS	NUMBER	AVG NO. WITH PARTIAL VA OFFSET	AVG NO. WITH VA OFFSET	AVG NET GROSS
0-13	0	0	0	0	0	0	0	0	0	0	0	0	0	0	0	0
0-8	119	4347	4304	3671	2	443	0	0	1	425	0	0	0	0	0	0
0-7	419	3309	4333	3671	5	278	0	0	25	485	0	0	0	0	0	0
0-6	443	3333	3685	0	0	0	0	0	25	481	0	0	0	0	0	0
0-5	17236	2750	3014	6525	199	316	63	2259	4241	1979	2231	486	613	9	1931	389
0-4	25744	1490	2159	12147	189	479	430	316	2724	1401	1576	844	589	56	1695	56
0-3	4882	1243	1322	184	176	184	734	479	2392	960	1062	516	488	114	1343	114
0-2	1123	997	1079	115	197	115	592	689	1975	689	748	343	300	233	852	233
0-1	222	785	843	136	185	136	676	583	797	583	653	188	300	161	717	161
ALL COMMISSIONED	91336	1958	2123	26458	188	1220	668	1359	14900	1614	1807	2516	339	795	1068	795
M-4	1826	1619	1793	14	245	14	598	1440	367	1568	1436	86	692	11	1276	11
M-3	826	1047	1144	58	209	58	784	1039	110	1098	1253	25	440	25	1166	25
M-2	613	853	915	114	190	114	980	827	70	827	937	15	331	29	948	29
M-1	590	773	821	154	164	154	734	797	275	624	664	20	276	50	770	50
ALL WARRANT	3955	1245	1368	340	226	340	815	835	822	1126	1289	146	555	115	949	115
ALL OFFICERS	95151	1929	2093	27367	189	1560	701	1253	15722	1589	1780	2662	540	910	1053	908
E-9	20199	1501	1475	1904	192	368	741	874	1822	1273	1595	585	603	85	1153	85
E-8	12409	1843	1902	29646	125	442	826	743	5753	1800	1574	1706	361	273	901	273
E-7	10310	284	732	27067	123	297	1033	732	5680	599	712	1824	302	2323	766	2323
E-6	38131	564	625	1586	123	1546	1038	547	5987	450	547	1933	275	3336	582	3336
E-5	1428	420	448	2223	133	1598	895	427	3079	303	389	1110	237	3126	1234	3126
E-4	152	360	388	228	114	228	859	350	1495	233	310	563	199	3065	313	3065
E-3	5	315	354	1	114	0	0	0	422	195	261	172	160	1490	252	1487
E-2	15	312	318	1	58	0	0	0	139	201	278	63	167	133	252	334
ALL ENLISTED	311511	809	871	78555	161	10260	959	733	25982	612	733	8356	318	15896	536	15875
UNKNOWN RANK	0	0	0	0	0	0	0	0	2	253	253	0	0	12	242	12
TOTAL	406672	1071	1157	105922	168	11820	938	777	41706	980	1127	11018	371	16818	564	16795

SUMMARY TOTAL FOR RESERVE RETIRED ONLY: 34455 652 699 2135 125 208 678 208 1230

FIGURES HAVE NOT BEEN ADJUSTED TO JOO BUDGET.
 NUMBERS ARE THE ACTUAL NUMBERS IN A GIVEN CELL AND ARE NOT NECESSARILY THE FIGURES USED IN THE *AVERAGE* NET AND GROSS CALCULATIONS WHICH IGNORE THOSE RECEIVING A DOLLAR AMOUNT OF ZERO.
 NET RETIRED PAY IS THE AMOUNT CHARGEABLE TO THE APPROPRIATION AFTER DEDUCTING SURVIVOR PAYMENTS, DUAL COMPENSATION REDUCTIONS, VA PAYMENTS AND THE LIKE, BUT BEFORE MAKING INDIVIDUAL DEDUCTIONS SUCH AS FOR INCOME TAXES OR SAVINGS BONDS.
 RETIREES WHOSE NET PAY IS ZERO OR LESS AFTER ANY SURVIVOR BENEFIT PREMIUM DEDUCTIONS AND/OR VARIOUS OTHER OFFSETS ARE NOT IN THE DOD RETIREE APPROPRIATION. OFFSETS MAY BE DUE TO VETERANS ADMINISTRATION PAYMENTS, DUAL COMPENSATION, AND PAY CAP LAWS PERTAINING TO CIVIL SERVICE EMPLOYMENT, OR A RETIREES REFUSAL OF RETIRED PAY.
 DODC - OFFICE OF THE DOD ACTUARY

NUMBER OF MILITARY RETIREES

RECEIVING AND NOT RECEIVING RETIRED PAY FROM DOD AS OF SEPT 30, 1963

*** (MARINE CORPS) ***

	NON DISABLED EXCLUDING RESERVE RETIRED				DISABLED				NOT IN RET APPROPRIATION				NOT IN RET APPROPRIATION			
	NO. WITH PARTIAL VA OFF SET	AVG MO. NET GROSS	NO. WITH VA OFF SET	AVG MO. NET GROSS	NO. WITH PARTIAL VA OFF SET	AVG MO. NET GROSS	NO. WITH VA OFF SET	AVG MO. NET GROSS	NO. WITH PARTIAL VA OFF SET	AVG MO. NET GROSS	NO. WITH VA OFF SET	AVG MO. NET GROSS	NO. WITH PARTIAL VA OFF SET	AVG MO. NET GROSS		
0-10	13	4315	5733	280	0	0	0	0	2	3186	5734	0	0	0		
0-9	38	4732	4913	324	0	0	0	0	13	4517	4586	3	627	0		
0-8	82	3182	1632	186	0	0	0	0	20	3227	3062	0	135	0		
0-7	203	2767	2605	0	0	0	0	0	24	2659	3023	1	442	0		
0-6	3612	1955	2058	520	13	153	114	0	313	1933	2152	65	571	6		
0-5	3587	1547	1658	184	23	1062	1065	0	376	1517	1592	78	546	10		
0-4	3337	1335	1485	414	23	1037	1065	0	86	1118	1239	143	432	49		
0-3	574	1031	1085	54	27	1035	1004	0	68	767	852	100	409	77		
0-2	32	836	1451	0	10	821	804	0	132	555	614	20	278	32		
0-1	13723	1799	1923	1921	100	1279	813	0	2622	1357	1511	464	456	174		
ALL COMMISSIONED																
W-4	544	1642	1795	122	2	1480	487	0	59	1624	1823	15	561	0		
W-3	378	1679	1232	63	5	1335	1335	0	41	1588	1233	18	500	1		
W-2	232	789	1833	27	32	702	702	0	46	727	1820	14	232	12		
ALL WARRANT	2113	1193	1279	284	75	898	695	0	229	1104	1248	43	470	25		
ALL OFFICERS	15433	1719	1837	2209	175	1035	757	0	2851	1337	1490	507	457	199		
E-9	4412	1402	1428	813	51	1033	814	0	339	1391	1579	88	452	9		
E-8	13971	960	1048	173	206	857	1052	0	1723	956	1090	194	374	54		
E-7	14352	776	815	1700	942	643	809	0	1161	719	840	344	327	241		
E-6	11243	521	592	541	234	1027	1027	0	1087	318	622	303	352	171		
E-5	11433	391	425	199	179	291	245	0	1729	257	338	250	218	178		
E-4	16	293	326	211	17	687	687	0	1135	217	238	142	186	408		
E-3	16	218	217	2	1	237	237	0	1700	193	238	182	154	431		
E-2	1	883	931	175	1417	635	902	0	439	184	241	172	143	284		
ALL ENLISTED	35981	1	931	4709	1417	635	902	0	9136	442	536	2910	262	14242		
UNKNOWN RANK	0	0	0	0	0	0	0	0	0	0	0	0	0	0		
TOTAL	51014	1139	1208	6918	184	1592	890	0	12047	654	762	3417	291	14441		

SUMMARY TOTAL FOR RESERVE RETIRED ONLY: 153 134 9 757 9 1317

FIGURES HAVE NOT BEEN ADJUSTED TO DOD BUDGET.

NUMBERS ARE THE ACTUAL NUMBERS IN A GIVEN CELL AND ARE NOT NECESSARILY THE FIGURES USED IN THE "AVERAGE" NET AND GROSS CALCULATIONS WHICH IGNORE THOSE RECEIVING A DOLLAR AMOUNT OF ZERO.
 NET RETIRED PAY IS THE AMOUNT CHARGEABLE TO THE APPROPRIATION AFTER DEDUCTING SURVIVOR PAYMENTS, DUAL COMPENSATION REDUCTIONS, VA PAYMENTS AND THE LIKE, BUT BEFORE MAKING INDIVIDUAL DEDUCTIONS SUCH AS FOR INCOME TAXES OR SAVINGS BONDS.
 RETIREES WHOSE NET PAY IS ZERO OR LESS AFTER ANY SURVIVOR BENEFIT PREMIUM DEDUCTIONS AND/OR VARIOUS OTHER OFFSETS ARE NOT IN THE DOD RETIRED APPROPRIATION. OFFSETS MAY BE DUE TO VETERANS ADMINISTRATION PAYMENTS, DUAL COMPENSATION, AND PAY CAP LAWS PERTAINING TO CIVIL SERVICE EMPLOYMENT, OR A RETIREES REFUSAL OF RETIRED PAY.

DHMC - OFFICE OF THE DOD ACTUARY

NUMBER OF MILITARY RETIREES

RECEIVING AND NOT RECEIVING RETIRED PAY FROM DOD AS OF SEPT 30, 1983

***** (NAVY) *****

	NON DISABLED EXCLUDING RESERVE RETIRED				NOT IN RET APPROPRIATION				DISABLED				NOT IN RET APPROPRIATION			
	NUMBER	AVG NO. MO. NET GROSS	AVG NO. MO. GROSS OFFSET	AVG NO. MO. OFF SET	NUMBER	AVG NO. MO. NET GROSS	AVG NO. MO. GROSS OFFSET	AVG NO. MO. OFF SET	NUMBER	AVG NO. MO. NET GROSS	AVG NO. MO. GROSS OFFSET	AVG NO. MO. OFF SET	NUMBER	AVG NO. MO. NET GROSS	AVG NO. MO. GROSS OFFSET	AVG NO. MO. OFF SET
0-10	30	4915 5354	1 4735	1 249	8	4798 5352	1 707	0	0	0	0	0	0	0	0	0
0-9	331	4505 4952	0 3851	0 0	25	4339 4890	15 645	0	0	0	0	0	0	0	0	0
0-8	528	3914 4329	0 3051	0 0	104	3788 4192	16 584	0	0	0	0	0	0	0	0	0
0-7	1137	3714 3925	0 2824	0 0	12	2542 3199	16 884	0	0	0	0	0	0	0	0	0
0-6	1432	2928 2961	0 2244	0 0	996	2601 2921	194 623	0	0	0	0	0	0	0	0	0
0-5	1437	2928 2961	0 2244	0 0	1086	2601 2921	194 623	0	0	0	0	0	0	0	0	0
0-4	1543	2928 2961	0 2244	0 0	1086	2601 2921	194 623	0	0	0	0	0	0	0	0	0
0-3	1543	2928 2961	0 2244	0 0	1086	2601 2921	194 623	0	0	0	0	0	0	0	0	0
0-2	1543	2928 2961	0 2244	0 0	1086	2601 2921	194 623	0	0	0	0	0	0	0	0	0
0-1	1543	2928 2961	0 2244	0 0	1086	2601 2921	194 623	0	0	0	0	0	0	0	0	0
ALL COMMISSIONED	49867	1965 2117	6002	587 792	7087	1435 1598	1128 487	0	0	0	0	0	0	0	0	0
W-9	3332	1502 1718	447 234	28 790	212	1533 1794	59 616	0	0	0	0	0	0	0	0	0
W-8	2328	1399 1154	185 176	58 876	157	1054 1206	41 355	0	0	0	0	0	0	0	0	0
W-7	1122	768 713	164 164	460 711	331	854 921	44 274	0	0	0	0	0	0	0	0	0
ALL WARRANT	10395	1123 1192	874 277	371 446	157	704 767	13 367	0	0	0	0	0	0	0	0	0
ALL OFFICERS	63212	1920 1932	6880 223	1504 716	7944	1392 1551	1285 483	0	0	0	0	0	0	0	0	0
E-9	13773	1268 1324	1222 186	246 856	524	1240 1456	171 469	0	0	0	0	0	0	0	0	0
E-8	24153	995 1044	8333 177	782 899	850	1022 1178	270 366	0	0	0	0	0	0	0	0	0
E-7	24153	995 1044	8333 177	782 899	850	1022 1178	270 366	0	0	0	0	0	0	0	0	0
E-6	64372	782 838	5233 162	12167 696	4089	739 850	1034 323	0	0	0	0	0	0	0	0	0
E-5	12017	564 572	1497 181	3286 512	3380	535 643	1015 279	0	0	0	0	0	0	0	0	0
E-4	320	314 325	144 144	44 732	1201	286 338	1034 323	0	0	0	0	0	0	0	0	0
E-3	331	222 245	0 0	0 0	1201	286 338	1034 323	0	0	0	0	0	0	0	0	0
E-2	331	222 245	0 0	0 0	1201	286 338	1034 323	0	0	0	0	0	0	0	0	0
E-1	216297	779 817	20295 163	14837 670	20227	485 578	6334 243	0	0	0	0	0	0	0	0	0
UNKNOWN RANK	0	0 0	0 0	0 0	0	0 0	0 0	0	0	0	0	0	0	0	0	0
TOTAL	275529	1006 1064	27175 178	16341 735	28171	741 853	7819 282	14089 470	14089	470	14089	470	14089	470	14089	1084
SUMMARY TOTAL FOR RESERVE RETIRED ONLY:	890	595 631	138	75 527	75	527	994									

FIGURES HAVE NOT BEEN ADJUSTED TO DOD BUDGET.

*NUMBERS ARE THE ACTUAL NUMBERS IN A GIVEN CELL AND ARE NOT NECESSARILY THE FIGURES USED IN THE "AVERAGE" NET AND GROSS CALCULATIONS WHICH IGNORE THOSE RECEIVING A DOLLAR AMOUNT OF ZERO.

*NET RETIRED PAY IS THE AMOUNT CHARGEABLE TO THE APPROPRIATION AFTER DEDUCTING SURVIVOR PAYMENTS, DUAL COMPENSATION REDUCTIONS, VA PAYMENTS AND THE LIKE, BUT BEFORE MAKING INDIVIDUAL DEDUCTIONS SUCH AS FOR INCOME TAXES OR SAVINGS BONDS.

*NET RETIRED PAY IS ZERO OR LESS AFTER ANY SURVIVOR BENEFIT PREMIUM DEDUCTIONS AND/OR VARIOUS OTHER OFFSETS ARE NOT IN THE RETIRED PAY COLUMN.

*OFFSETS MAY BE DUE TO VETERANS ADMINISTRATION PAYMENTS, DUAL COMPENSATION, AND PAY CAP LAWS PERTAINING TO CIVIL SERVICE EMPLOYMENT, OR A RETIREE'S REFUSAL OF RETIRED PAY.

DPMDC - OFFICE OF THE CCD ACTUARY

RECEIVING AND NOT RECEIVING RETIRED PAY FROM COD AS OF SEPT 30, 1983

NUMBER OF MILITARY RETIREES

	***** (ARMY) *****															
	---IN RETIRED APPROPRIATION---					---IN RETIRED APPROPRIATION---					---IN RETIRED APPROPRIATION---					
	NUMBER	AVG NET	AVG GROSS	NO WITH	AVG NET	AVG GROSS	NO WITH	AVG NET	AVG GROSS	NO WITH	AVG NET	AVG GROSS	NO WITH	AVG NET	AVG GROSS	NO WITH
		OFFSET	SET	VA	OFFSET	SET	VA	OFFSET	SET	VA	OFFSET	SET	VA	OFFSET	SET	VA
0-1J	45	4572	5219	27	281	0	0	0	0	0	0	0	0	0	0	0
0-9	155	4262	4477	94	217	4	249	6	0	0	0	0	0	0	0	0
0-8	306	3771	4268	289	252	4	62	4	114	4	114	4	62	4	114	4
0-7	628	3161	3575	292	244	93	2613	4	114	4	114	4	62	4	114	4
0-6	1704	2645	3011	7292	244	93	2613	4	114	4	114	4	62	4	114	4
0-5	30914	1817	1435	9708	217	596	1639	595	540	595	540	595	540	595	540	595
0-4	17947	1361	1435	4737	225	891	1272	889	650	889	650	889	650	889	650	889
0-3	4554	1152	1254	1042	225	361	1672	361	835	361	835	361	835	361	835	361
0-2	2129	924	1154	501	225	215	898	215	879	215	879	215	879	215	879	215
0-1	295	781	878	69	225	2261	1340	2243	681	2243	681	2243	681	2243	681	2243
ALL COMMISSIONED	74208	1868	2069	24051	228	151	1430	151	841	151	841	151	841	151	841	151
W-4	5535	1547	1724	2099	217	456	1310	454	812	454	812	454	812	454	812	454
W-3	8324	1108	1255	2583	188	443	877	442	871	442	871	442	871	442	871	442
W-2	7154	969	1049	1774	152	498	772	498	814	498	814	498	814	498	814	498
W-1	548	755	921	81	132	1148	993	1145	838	1145	838	1145	838	1145	838	1145
ALL 4ARRAY	22251	1166	1271	6337	137	3409	1222	3388	739	3388	739	3388	739	3388	739	3388
ALL OFFICERS	95459	1766	1886	30388	222	151	1430	151	841	151	841	151	841	151	841	151
E-9	14122	1320	1461	5336	211	204	1014	204	1028	204	1028	204	1028	204	1028	204
E-8	4171	1290	1469	12487	133	320	777	345	1044	345	1044	345	1044	345	1044	345
E-7	31371	781	868	24618	188	3445	641	3455	1522	3455	1522	3455	1522	3455	1522	3455
E-6	13315	633	694	13188	130	1372	518	1372	1010	1372	1010	1372	1010	1372	1010	1372
E-5	13913	503	549	2637	195	136	390	6732	240	6732	240	6732	240	6732	240	6732
E-4	965	403	435	165	175	36	293	36	604	36	604	36	604	36	604	36
E-3	132	247	319	23	149	16	219	16	424	16	424	16	424	16	424	16
E-2	153	244	284	27	119	218	558	265	284	265	284	265	284	265	284	265
E-1	50	523	555	8	96	10393	704	10134	1042	10134	1042	10134	1042	10134	1042	10134
ALL ENLISTED	220827	803	878	58459	172	204	1014	204	1028	204	1028	204	1028	204	1028	204
UNKNOWN RANK	0	0	0	0	0	0	0	0	0	0	0	0	0	0	0	0
TOTAL	317295	1075	1194	88857	202	13712	833	13522	994	58383	798	939	16376	364	45466	459
SUMMARY TOTAL FOR RESERVE RETIRED ONLY:	69325	668	714	4909	133	295	625	295	1052	295	1052	295	1052	295	1052	295

FIGURES HAVE NOT BEEN ADJUSTED TO ODD BUDGET.

*ACTUALS ARE THE ACTUAL NUMBERS IN A GIVEN CELL AND ARE NOT NECESSARILY THE FIGURES USED IN THE 'AVERAGE' NET AND GROSS CALCULATIONS WHICH IGNORE THOSE RECEIVING A DOLLAR AMOUNT OF ZERO.

*NET RETIRED PAY IS THE AMOUNT CHARGEABLE TO THE APPROPRIATION AFTER DEDUCTING SURVIVOR PAYMENTS, DUAL COMPENSATION REDUCTIONS, VA PAYMENTS AND THE LIKE, BUT BEFORE MAKING INDIVIDUAL DEDUCTIONS SUCH AS FOR INCOME TAXES OR SAVINGS BONDS.

*RETIREES WHOSE NET PAY IS ZERO OR LESS AFTER ANY SURVIVOR BENEFIT PREMIUM DEDUCTIONS AND/OR VARIOUS OTHER OFFSETS ARE NOT IN THE OFFICIAL APPROPRIATION OFFSET STATEMENTS. THESE INDIVIDUALS WOULD BE CONSIDERED AS BEING IN THE STATUS OF REFUSAL OF RETIRED PAY TO CIVIL SERVICE EMPLOYMENT, OR A RETIREE'S REFUSAL OF RETIRED PAY.

DMOC - OFFICE OF THE CDD ACTUARY

NUMBER OF MILITARY PERSONNEL ON ACTIVE DUTY WHO WERE ELIGIBLE TO RETIRE AND THE NUMBER OF NON-DISABILITY RETIREMENTS
ARMY

FISCAL YEAR(1)	OFFICERS		ENLISTED		X
	NUMBER(1) ELIGIBLE	NUMBER(2) RETIRING	NUMBER(1) ELIGIBLE	NUMBER(2) RETIRING	
1954	9599	UNKNOWN	8173	UNKNOWN	N.A.
1955	8338	UNKNOWN	7498	UNKNOWN	N.A.
1956	8206	1331	8595	1592	16.2
1957	8900	2292	11334	1598	14.1
1958	7881	1620	12855	2273	17.7
1959	9225	2050	12087	2231	18.5
1960	9225	2050	12087	2231	18.5
1961	10913	5024	17721	6409	27.6
1962	20796	3856	36595	7336	20.0
1963	24153	5521	43347	13246	28.6
1964	21282	4308	52766	13773	26.5
1965	28014	3816	43187	12091	28.0
1966	23778	4087	52681	13261	29.2
1967	21609	3985	50369	13212	27.6
1968	22477	3887	50559	11384	52.9
1969	22477	3887	49147	14368	29.2
1970	19257	4620	43243	11020	25.5
1971	16843	3709	43555	11281	27.4
1972	17578	3625	38948	11281	31.5
1973	16344	3698	37944	13162	34.7
1974	13324	3632	33335	13192	39.5
1975	15026	4010	29907	10408	34.8
1976	14905	5269	30135	13936	46.2
1977	13702	5141	25283	13283	53.3
1978	14200	3600	26187	8076	30.8
1979	14177	3422	26195	9159	34.9
1980	14942	3786	26648	8624	33.3
1981	13561	3048	26265	8047	30.6
1982	13959	3044	26874	8364	31.1
1983*	13997	2764	24971	7404	29.7
1984	14169		23928		

(1) THE NUMBER ELIGIBLE IS THE ESTIMATED NUMBER OF DIFFERENT PERSONS WHO HAD COMPLETED THE MINIMUM NUMBER OF YEARS OF SERVICE NECESSARY FOR VOLUNTARY RETIREMENT. IT INCLUDES PERSONNEL WHO HAD COMPLETED THE MINIMUM NUMBER OF YEARS OF SERVICE AND WERE ELIGIBLE TO RETIRE BUT HAD NOT YET DONE SO. THE NUMBER OF PERSONNEL WHO HAD COMPLETED THE MINIMUM NUMBER OF YEARS OF SERVICE AND WERE ELIGIBLE TO RETIRE BUT HAD NOT YET DONE SO IS THE NUMBER OF PERSONNEL WHO HAD COMPLETED THE MINIMUM NUMBER OF YEARS OF SERVICE AND WERE ELIGIBLE TO RETIRE BUT HAD NOT YET DONE SO. THE NUMBER OF PERSONNEL WHO HAD COMPLETED THE MINIMUM NUMBER OF YEARS OF SERVICE AND WERE ELIGIBLE TO RETIRE BUT HAD NOT YET DONE SO IS THE NUMBER OF PERSONNEL WHO HAD COMPLETED THE MINIMUM NUMBER OF YEARS OF SERVICE AND WERE ELIGIBLE TO RETIRE BUT HAD NOT YET DONE SO.

(2) THE NUMBER OF RETIREES WAS OBTAINED FROM PERSONNEL ACQUISITION AND ATTRITION REPORTS OF THE SERVICES NOW ON FILE IN THE DOD ACTUARY OFFICE. SOME OF THE NUMBERS ARE ESTIMATED FROM SAMPLES OF THE SERVICES NOW ON FILE IN THE DOD ACTUARY OFFICE. SOME OF THE NUMBERS ARE ESTIMATED FROM SAMPLES OF THE SERVICES NOW ON FILE IN THE DOD ACTUARY OFFICE. SOME OF THE NUMBERS ARE ESTIMATED FROM SAMPLES OF THE SERVICES NOW ON FILE IN THE DOD ACTUARY OFFICE.

(3) FISCAL YEARS 1954-1975 ARE FROM JULY 1 TO JUNE 30. FISCAL YEAR 1976 IS 15 MONTHS FROM JULY 1, 1975 TO SEPTEMBER 30, 1976. FISCAL YEARS 1977 TO THE PRESENT ARE FROM OCTOBER 1 TO SEPTEMBER 30.

* NUMBER RETIRING* FIGURES FOR THIS FISCAL YEAR ARE PRELIMINARY AND SUBJECT TO MINOR ADJUSTMENTS.

NUMBER OF MILITARY PERSONNEL ON ACTIVE DUTY WHO WERE ELIGIBLE TO RETIRE AND THE NUMBER OF NON-DISABILITY RETIREMENTS
NAVY

OFFICERS			ENLISTED			
FISCAL YEAR (3)	NUMBER (1) ELIGIBLE	NUMBER (2) RETIRING	N.A.	NUMBER (1) ELIGIBLE	NUMBER (2) RETIRING	N.A.
1954	10874	UNKOWN	N.A.	6520	UNKOWN	N.A.
1955	11334	UNKOWN	N.A.	7016	UNKOWN	N.A.
1956	11193	1698	10.7	10875	4071	37.4
1957	11651	1648	14.1	11357	4074	36.1
1958	11200	2283	20.4	12679	4474	35.3
1959	11498	1498	13.0	13799	4305	31.2
1960	11833	1841	15.6	14132	4915	34.8
1961	15331	2122	13.8	26194	9839	37.6
1962	13740	1638	11.9	25180	10107	40.1
1963	16947	2154	12.7	28671	10396	36.3
1964	18220	2574	14.1	28727	9977	34.7
1965	17300	2379	13.8	31124	10400	33.4
1966	16753	1374	8.2	34633	9126	26.3
1967	17922	2052	11.5	33753	13344	39.8
1968	17550	248	1.4	28124	8664	30.8
1969	15244	1999	13.1	22331	8560	38.3
1970	15465	3536	22.9	22693	9167	40.0
1971	13369	2160	16.2	21803	9180	42.1
1972	12891	2450	19.0	20004	7859	39.3
1973	12106	2525	20.9	32888	11343	35.3
1974	13876	2995	21.6	32570	13402	40.6
1975	11868	2151	18.1	27511	15071	54.6
1976	11238	2052	18.3	25813	10011	38.8
1977	11671	2260	19.4	23814	9353	39.3
1978	11971	2377	19.8	23800	7919	33.3
1979	11109	2230	19.9	24018	8983	37.4
1980	11137	1729	15.5	23605	6983	29.6
1981	11467	2013	17.6	23756	6419	27.0
1982	11401	1627	14.3	23465	4978	21.3
1983*	11380			26412		
1984						

(1) THE NUMBER ELIGIBLE IS THE ESTIMATED NUMBER OF DIFFERENT PERSONS WHO HAD COMPLETED THE MINIMUM NUMBER OF YEARS OF SERVICE AND WHO WERE ELIGIBLE TO RETIRE. THIS NUMBER INCLUDES PERSONS WHO HAD COMPLETED THE MINIMUM NUMBER OF YEARS OF SERVICE AND WHO WERE ELIGIBLE TO RETIRE BUT WHO HAD NOT YET RETIRED. THIS NUMBER DOES NOT INCLUDE PERSONS WHO HAD COMPLETED THE MINIMUM NUMBER OF YEARS OF SERVICE AND WHO WERE ELIGIBLE TO RETIRE BUT WHO HAD NOT YET RETIRED AND WHOSE SERVICE RECORDS HAD NOT YET BEEN PROCESSED. THIS NUMBER DOES NOT INCLUDE PERSONS WHO HAD COMPLETED THE MINIMUM NUMBER OF YEARS OF SERVICE AND WHO WERE ELIGIBLE TO RETIRE BUT WHO HAD NOT YET RETIRED AND WHOSE SERVICE RECORDS HAD NOT YET BEEN PROCESSED.

(2) THE NUMBER OF RETIREES WAS OBTAINED FROM PERSONNEL ACCESSION AND ATTRITION REPORTS OF THE SERVICES NOW ON FILE IN THE DOD ACTUARY OFFICE. SOME OF THE NUMBERS ARE PRELIMINARY. THE SOURCE OF DATA FOR ELIGIBLES WAS DOD ACTUARY FILES AND THE SOURCE OF DATA FOR RETIREES WAS THE SOURCE OF DATA FOR ELIGIBLES AND RESERVE COMPONENT PERSONNEL DATA FILES AND THE SOURCE OF DATA FOR RETIREES WAS THE SOURCE OF DATA FOR ELIGIBLES AND RESERVE COMPONENT PERSONNEL DATA FILES AND THE SOURCE OF DATA FOR RETIREES WAS THE SOURCE OF DATA FOR ELIGIBLES AND RESERVE COMPONENT PERSONNEL DATA FILES.

(3) FISCAL YEARS 1954-1975 ARE FROM JULY 1 TO JUNE 30. FISCAL YEAR 1976 IS 15 MONTHS FROM JULY 1, 1975 TO SEPTEMBER 30, 1976. FISCAL YEARS 1977 TO THE PRESENT ARE FROM OCTOBER 1 TO SEPTEMBER 30.

* NUMBER RETIRING* FIGURES FOR THIS FISCAL YEAR ARE PRELIMINARY AND SUBJECT TO MINOR ADJUSTMENTS.
DMDC - DOD ACTUARY'S OFFICE

NUMBER OF MILITARY PERSONNEL ON ACTIVE DUTY WHO WERE ELIGIBLE TO RETIRE AND THE NUMBER OF NON-DISABILITY RETIREMENTS
MARINE CORPS

FISCAL YEAR(3)	OFFICERS		ENLISTED		N.A.*
	NUMBER(1) ELIGIBLE	NUMBER(2) RETIRING	NUMBER(1) ELIGIBLE	NUMBER(2) RETIRING	
1954	1586	UNKNOWN	941	UNKNOWN	N.A.
1955	1905	UNKNOWN	898	UNKNOWN	N.A.
1956	1881	280	1940	343	18.6
1957	2120	280	1918	413	21.5
1958	1877	383	2133	514	24.3
1959	2216	283	2709	648	23.9
1960	2384	283	3207	1282	40.0
1961	3072	416	3750	1062	28.3
1962	4024	494	4808	1192	24.8
1963	4672	748	5715	1038	18.2
1964	4172	658	6704	1509	22.5
1965	3816	358	7364	1427	19.4
1966	3018	232	8213	644	7.9
1967	4049	509	9820	2206	22.1
1968	3863	509	9244	2689	26.9
1969	4305	535	7955	2164	27.2
1970	4293	598	7725	2526	32.6
1971	4172	836	7955	2355	29.6
1972	3559	509	7495	2245	30.0
1973	3622	562	7755	2526	32.6
1974	3741	652	7130	1802	25.3
1975	4253	594	6435	2641	41.0
1976	3724	1016	5214	1581	30.3
1977	3724	705	5354	1512	28.2
1978	3211	759	5242	1494	26.4
1979	3224	720	5261	1590	30.2
1980	2766	638	4813	1138	23.6
1981	2607	535	4576	1006	22.0
1982	2556	549	4458	796	17.9
1983*	2356	430	4594		
1984	2298				

(1) THE NUMBER ELIGIBLE IS THE ESTIMATED NUMBER OF DIFFERENT PERSONS WHO HAD COMPLETED THE MINIMUM NUMBER OF YEARS OF SERVICE NECESSARY FOR CONTINUED PAYMENT OF PENSIONS AND WHO WERE ELIGIBLE TO RETIRE UNDER THE PENSION PROGRAM. THE NUMBER ELIGIBLE IN THE PRESENT YEAR IS THE SUM OF THOSE HAVING COMPLETED YEARS OF SERVICE 19 OR GREATER IN CELEBRATING THE 19TH BIRTHDAY OF THE YEAR (19-1). BEGINNING WITH FISCAL YEAR 1955 HALF OF THE NAVY AND MARINE CORPS ENLISTEDS WITH 19 COMPLETED YEARS OF SERVICE WERE INCLUDED. FOR FY 1976 (15 MONTHS) 1/4 OF THE 19 YEARS OF SERVICE ENLISTEDS WERE INCLUDED FOR ARMY AND A.F. FILES AND 3/4 OF THE 19 YEARS OF SERVICE WERE INCLUDED FOR NAVY AND M.C. THE SOURCE OF DATA FOR ELIGIBLES WAS DOD ACTUARY SYSTEM WITH THE DATA FROM BOTH SOURCES BEING WEIGHTED TO OSD CONTROLLER FIGURES.

(2) THE NUMBER OF RETIREES WAS OBTAINED FROM PERSONNEL ACQUISITION AND ATTRITION REPORTS OF THE SERVICES NOW ON FILE IN THE DOD ACTUARY OFFICE. SOME OF THE NUMBERS ARE DERIVED FROM SAMPLES AND ARE THEREFORE APPROXIMATE. NAVY AND MARINE CORPS FIGURES INCLUDE ALL PERSONS TO THE LEFT RESERVED, WHO WERE RETAINED ON ACTIVE DUTY OR RELEASED. THE NUMBER OF RETIREES RECEIVING AND NOT RECEIVING RETIRED PAY AND ALSO THOSE THAT RETIRED AND DID DURING THE FISCAL YEAR.

(3) FISCAL YEARS 1954-1975 ARE FROM JULY 1 TO JUNE 30. FISCAL YEAR 1976 IS 15 MONTHS FROM JULY 1, 1975 TO SEPTEMBER 30, 1976. FISCAL YEARS 1977 TO THE PRESENT ARE FROM OCTOBER 1 TO SEPTEMBER 30.

* NUMBER RETIRING* FIGURES FOR THIS FISCAL YEAR ARE PRELIMINARY AND SUBJECT TO MINOR ADJUSTMENTS.

DMDC - DOD ACTUARY'S OFFICE

NUMBER OF MILITARY PERSONNEL ON ACTIVE DUTY WHO WERE ELIGIBLE TO RETIRE AND THE NUMBER OF NON-DISABILITY RETIREMENTS
AIR FORCE

FISCAL YEAR(3)	OFFICERS		ENLISTED		X
	NUMBER(1) ELIGIBLE	NUMBER(2) RETIRING	NUMBER(1) ELIGIBLE	NUMBER(2) RETIRING	
1954	3759	UNKNOWN	4217	UNKNOWN	N.A.
1955	3488	UNKNOWN	5273	UNKNOWN	21.4
1956	3359	316	3560	774	21.8
1957	4275	523	5223	1056	20.2
1958	5648	762	6952	1190	17.1
1959	6229	689	8849	2375	26.8
1960	8679	1206	16978	3769	22.2
1961	16093	3360	23800	6366	26.7
1962	32484	2737	28685	6750	23.5
1963	29228	4390	39632	11775	29.7
1964	27405	5515	38726	10328	29.0
1965	27405	5504	41425	10660	25.7
1966	25697	4114	38591	11500	19.6
1967	26423	4151	47356	14149	29.9
1968	27930	3628	56847	16325	28.7
1969	28026	3278	60092	14350	23.9
1970	26158	8184	33190	16892	31.8
1971	19056	4912	65253	21691	33.2
1972	20544	4267	71323	24119	33.8
1973	19434	5049	66795	26859	40.2
1974	18141	4460	62596	23919	38.2
1975	17164	5490	58521	22876	39.2
1976	17572	5037	57521	23923	39.2
1977	15732	3482	49734	16000	32.2
1978	15464	3174	41912	12693	30.3
1979	15467	4041	41929	12930	30.8
1980	14939	3764	35490	12531	35.3
1981	14068	2744	35063	9939	28.3
1982	15346	3231	35419	9622	27.2
1983	15646	3289	34662	8760	25.3
1984	15538		34112		

(1) THE NUMBER ELIGIBLE IS THE ESTIMATED NUMBER OF DIFFERENT PERSONS WHO HAD COMPLETED THE MINIMUM NUMBER OF YEARS OF SERVICE NECESSARY FOR VOLUNTARY RETIREMENT. IT INCLUDES PERSONNEL HAVING A COMMITMENT THAT PRECLUDED IMMEDIATE RETIREMENT. SOME OF THE NUMBERS ARE DERIVED FROM SAMPLES, AND THEREFORE ARE ONLY APPROXIMATE. IN GENERAL, THE ELIGIBLES IN FISCAL YEAR (N) ARE THE SUM OF THOSE HAVING COMPLETED YEARS OF SERVICE 19 OR GREATER AT THE END OF FISCAL YEAR (N-1), BEGINNING WITH FISCAL YEAR 1945 HALF OF THE NAVY AND MARINE CORPS ENLISTED WITH 19 COMPLETED YEARS OF SERVICE WERE INCLUDED. FOR FISCAL YEAR 1976 (15 MONTHS) 1/4 OF THE 18 YEARS OF SERVICE WERE INCLUDED FOR ARMY AND A.F. AND 3/4 OF THE 18 YEARS OF SERVICE WERE INCLUDED FOR NAVY AND M.C. THE SOURCE OF DATA FOR ELIGIBLES WAS DOD ACTUARY FILES AND BEGINNING WITH FISCAL YEAR 1979, THE ACTIVE FORCE MASTER FILE AND RESERVE COMPONENT PERSONNEL DATA SYSTEM WITH THE DATA FROM BOTH SOURCES BEING WEIGHTED TO OSD COMPTROLLER FIGURES.

(2) THE NUMBER OF RETIREES WAS OBTAINED FROM PERSONNEL ACCESSION AND ATTENTION REPORTS OF THE SERVICES NOW ON FILE AND THE NUMBER OF RETIREES FROM THE SERVICES NOW ON FILE. THE NUMBER OF RETIREES FROM THE SERVICES NOW ON FILE AND MARINE CORPS FIGURES INCLUDE ALL TRANSFERS TO THE FLATY RESERVE WHETHER RETIRED OR ACTIVE DUTY OR RELEASED. BEGINNING WITH FISCAL YEAR 1976 THESE FIGURES WERE OBTAINED FROM RETIRED SUBMISSION FILES OF THE MILITARY FINANCE CENTERS. THE NUMBER OF RETIRING INCLUDES RETIREES RECEIVING AND NOT RECEIVING RETIRED PAY AND ALSO THOSE THAT RETIRED AND DIED DURING THE FISCAL YEAR.

(3) FISCAL YEARS 1954-1975 ARE FROM JULY 1 TO JUNE 30. FISCAL YEAR 1976 IS 15 MONTHS FROM JULY 1, 1975 TO SEPTEMBER 30, 1976. FISCAL YEARS 1977 TO THE PRESENT ARE FROM OCTOBER 1 TO SEPTEMBER 30.

* NUMBER RETIRING FIGURES FOR THIS FISCAL YEAR ARE PRELIMINARY AND SUBJECT TO MINOR ADJUSTMENTS.

DODC - DOD ACTUARY'S OFFICE

NUMBER OF MILITARY PERSONNEL ON ACTIVE DUTY WHO WERE ELIGIBLE TO RETIRE AND THE NUMBER OF NON-DISABILITY RETIREMENTS
DEPARTMENT OF DEFENSE

FISCAL YEAR(3)	OFFICERS		ENLISTED		X
	NUMBER(1) ELIGIBLE	NUMBER(2) RETIRING	NUMBER(1) ELIGIBLE	NUMBER(2) RETIRING	
1954	25818	UNKNOWN	19451	UNKNOWN	N.A.
1955	24865	UNKNOWN	20685	UNKNOWN	N.A.
1956	24715	3021	24890	6585	26.5
1957	26946	4743	29812	7161	24.0
1958	26606	5218	34619	8456	24.4
1959	27070	4470	35444	9559	27.0
1961	30867	5648	56721	16978	29.9
1961	54009	11522	81465	23676	29.1
1962	71044	8725	95268	25382	26.6
1963	75000	12713	120368	36864	28.9
1964	73145	12113	121133	36782	28.9
1965	76535	12657	123110	34574	28.1
1966	67239	9807	151324	33536	22.2
1967	68054	13773	142720	43631	30.6
1968	71282	9770	150399	43296	28.8
1969	72352	9711	144677	39275	27.2
1970	65232	15401	126719	38636	30.5
1971	55026	16523	130358	47431	33.0
1972	55026	16523	130358	47431	33.0
1973	52221	11759	132258	50125	37.9
1974	49332	11209	135564	50980	37.7
1975	50820	12498	135788	51444	37.9
1976	47949	14655	122603	54726	44.6
1977	44058	9580	104044	36012	34.6
1978	44342	9553	97267	31634	32.3
1979	44423	13900	97266	31396	32.3
1980	42696	13418	91417	31968	35.0
1981	41373	9056	89746	28107	24.1
1982	43244	8837	90625	25411	28.0
1983	43420	8110	87425	21934	24.9
1984	43385		89056		

(1) THE NUMBER ELIGIBLE IS THE ESTIMATED NUMBER OF DIFFERENT PERSONS WHO HAD COMPLETED THE MINIMUM NUMBER OF YEARS OF SERVICE NECESSARY FOR VOLUNTARY RETIREMENT. IT INCLUDES PERSONNEL HAVING A COMMITMENT THAT PRECLUDED IMMEDIATE RETIREMENT. SOME OF THE NUMBERS ARE DERIVED FROM SAMPLES, AND THEREFORE ARE ONLY APPROXIMATE. IN GENERAL, THE ELIGIBLE MILITARY PERSONNEL ARE THOSE WHOSE COMPLETED YEARS OF SERVICE IS 19 OR GREATER AT THE END OF THE FISCAL YEAR. THE NUMBERS ARE DERIVED FROM THE MILITARY AND MARINE CORPS PERSONNEL FILES WHICH ARE COMPLETED BY THE SERVICE PERSONNEL OFFICE FOR THE FISCAL YEAR. THE MILITARY AND MARINE CORPS PERSONNEL FILES WHICH ARE COMPLETED BY THE SERVICE PERSONNEL OFFICE ARE INCLUSIVE OF ALL PERSONNEL WHOSE SERVICE YEARS ARE 19 OR GREATER AT THE END OF THE FISCAL YEAR. THE DATA FROM BOTH SOURCES BEING WEIGHTED TO OSD MASTER FILE AND RESERVE COMPONENT COMMON PERSONNEL DATA FILES AND BEING THE DATA FROM BOTH SOURCES BEING WEIGHTED TO OSD MASTER FILE AND RESERVE COMPONENT COMMON PERSONNEL DATA FILES.

(2) THE NUMBER OF RETIREES WAS OBTAINED FROM PERSONNEL ACCESSION AND ATTRITION REPORTS OF THE SERVICES NOW ON FILE IN THE DD ACTUARY'S OFFICE. SOME OF THE NUMBERS ARE DERIVED FROM SAMPLES AND ARE THEREFORE APPROXIMATE. NAVY AND MARINE CORPS FIGURES INCLUDE ALL TRANSFERS TO THE FLEET RESERVE, WHETHER RETAINED ON ACTIVE DUTY OR RELEASED. FIGURES WITH FISCAL YEARS 1976-1978 THESE FIGURES WERE OBTAINED FROM RETIREE SUBMISSION FILES OF THE MILITARY FINANCE CENTERS. THE NUMBER OF RETIREES RECEIVING AND NOT RECEIVING RETIRE PAY AND ALSO THOSE THAT RETIRED AND DIED DURING THE FISCAL YEAR.

(3) FISCAL YEARS 1954-1975 ARE FROM JULY 1 TO JUNE 30. FISCAL YEAR 1976 IS 15 MONTHS FROM JULY 1, 1975 TO SEPTEMBER 30, 1976. FISCAL YEARS 1977 TO THE PRESENT ARE FROM OCTOBER 1 TO SEPTEMBER 30.

* NUMBER RETIRING FIGURES FOR THIS FISCAL YEAR ARE PRELIMINARY AND SUBJECT TO MINOR ADJUSTMENTS.

NUMBER OF MILITARY PERSONNEL ON JOE RETIRED ROLLS AS OF SEPT 30, 1983 BY ANNUAL GROSS/NET & GROUPINGS

ANNUAL \$	ALL RETIREES IN- CLUDING RESERVES		RESERVE REL. ONLY		NON-DISABILITY IN- CLUDING RESERVES		NON-DISABILITY EX- CLUDING RESERVES		DISABILITY ONLY			
	ALL RETIREES EX- CLUDING RESERVES	RESERVE REL. ONLY	NON-DISABILITY IN- CLUDING RESERVES	NON-DISABILITY EX- CLUDING RESERVES	DISABILITY ONLY	DISABILITY ONLY	DISABILITY ONLY	DISABILITY ONLY	DISABILITY ONLY			
1- 999	4244	17	95	7	689	7	594	0	355	10		
1000- 1999	4703	4815	417	138	1354	259	3349	121	3349	4554		
2000- 2999	7177	11501	1745	1343	3205	1504	5972	221	5972	9997		
3000- 3999	13414	16524	3421	3513	5246	3731	11688	146	11688	18222		
4000- 4999	15091	15149	5732	4814	5746	5423	11688	549	11688	19724		
5000- 5999	19495	20209	7528	6478	17044	11627	19495	5149	19495	2882		
6000- 6999	24974	26225	9259	8025	28504	22464	19249	14321	28504	4252		
7000- 7999	28778	30324	10228	8822	32327	27337	32742	24544	32742	5032		
8000- 8999	32778	34553	11627	10088	41132	34801	34801	27337	41132	6277		
9000- 9999	44479	46401	15284	12922	47116	47116	47116	34801	47116	6577		
10000-10999	38123	47442	4700	5551	35320	43320	30420	34301	2785	4088		
11000-11999	31914	22559	3443	4055	27866	20134	20134	23771	2169	4048		
12000-12999	19700	23962	17179	3128	17931	20967	15810	17839	1769	2995		
13000-13999	14600	17610	12873	2332	13024	15139	11297	12837	1176	2471		
14000-14999	12055	15171	10888	1626	10947	13291	9740	11665	1148	1880		
15000-15999	11091	11028	10321	776	10888	9861	9318	8395	1003	1467		
16000-16999	13210	14765	1197	1166	10888	10645	1015	1015	1299	1299		
17000-17999	10765	10765	821	41	883	883	756	832	908	1201		
18000-18999	8298	9594	625	265	787	787	666	742	766	1061		
19000-19999	7093	8189	492	172	6516	7483	6346	7193	702	702		
20000-20999	5926	6768	119	159	5424	6045	5886	502	502	683		
21000-21999	5525	6359	83	114	5110	5843	5447	475	475	620		
22000-22999	4811	5535	56	93	4328	5044	4529	426	426	491		
23000-23999	4343	5042	39	70	3923	4583	3923	381	381	403		
24000-24999	3384	4872	3357	61	3051	4348	3024	4337	353	474		
25000-25999	2991	4257	2975	16	2699	3940	2699	3213	292	317		
26000-26999	2352	2817	2342	27	2092	2883	2092	250	250	294		
27000-27999	2451	2451	1731	21	1731	2232	1731	224	224	219		
28000-28999	1775	1775	1462	2	1462	1739	1462	265	265	248		
29000-29999	2090	1893	2084	2	1877	1678	1877	213	213	192		
30000-30999	1550	1701	1549	1	1341	1428	1341	169	169	243		
31000-31999	1710	1954	1709	2	1504	1583	1504	206	206	304		
32000-32999	1669	2140	1669	0	1494	1956	1494	175	175	202		
33000-33999	1336	1035	1335	1	1144	1183	1144	152	152	119		
34000-34999	1258	1812	1257	1	1079	1592	1079	179	179	220		
35000-35999	1072	1287	1071	1	929	1126	929	143	143	161		
36000-36999	1312	1311	1035	0	857	1217	857	178	178	192		
37000-37999	1382	1382	1142	0	765	1204	765	108	108	178		
38000-38999	1142	827	1142	0	917	669	917	225	225	157		
39000-39999	1134	691	1133	0	604	604	604	213	213	87		
40000-40999	1277	1103	1277	0	1087	909	1087	190	190	194		
41000-41999	347	347	347	0	340	814	340	54	54	182		
42000-42999	1369	1369	1369	0	1069	1069	1069	44	44	240		
43000-43999	269	1372	269	0	1371	168	1371	21	21	301		
44000-44999	189	1372	189	0	168	168	168	21	21	301		
45000-45999	365	1623	365	0	282	1318	282	83	83	305		
46000-46999	242	256	242	0	194	199	194	48	48	57		
47000-47999	294	294	294	0	244	72	244	22	22	51		
48000-48999	17	33	17	0	10	23	10	7	7	15		
49000-49999	4	42	4	0	3	66	3	1	1	15		
50000-50999	0	505	0	0	0	190	0	0	0	315		
51000-51999	0	505	0	0	0	190	0	0	0	315		
UNKNOWN	0	0	0	0	0	0	0	0	0	0		
TOTAL	445005	504478	375679	434857	59326	69621	386622	400629	317296	331008	54383	103849

ANNUAL \$ IS THE MONTHLY AMOUNT PAID IN SEPTEMBER/1983 TIMES 12.
 NET RETIRED PAY IS THE AMOUNT CHARGEABLE TO THE APPROPRIATION AFTER DEDUCTING FROM "GROSS RETIRED PAY" SURVIVOR PAYMENTS, DUAL COMPENSATION REDUCTIONS, VA PAYMENTS AND THE LIKE, BUT BEFORE MAKING INDIVIDUAL DEDUCTIONS SUCH AS FOR INCOME TAXES OR SAVINGS BONDS.
 NET FIGURES INCLUDE ONLY RETIREES RECEIVING PAYMENT FROM DOD AND HAVE NOT BEEN ADJUSTED TO DOD BUDGET FIGURES.
 GROSS FIGURES ALSO INCLUDE RETIREES WITH COMPLETE OFFSETS WHO DO NOT RECEIVE ANY PAYMENT FROM DOD.

SEPTEMBER 30, 1983 DMDC - OFFICE OF THE CDD ACTUARY

NUMBER OF MILITARY PERSONNEL ON DOD RETIRED ROLLS AS OF SEPT 30, 1983 BY ANNUAL GROSS/NET \$ GROUPINGS

ANNUAL \$	ALL RETIREES IN-CLUDING NET GROSS		ALL RETIREES EX-CLUDING NET GROSS		RESERVE NET ONLY		NON-DISABILITY IN-CLUDING NET GROSS		NON-DISABILITY EX-CLUDING NET GROSS		DISABLY ONLY GROSS	
	1-1999	2000-2999	3000-3999	4000-4999	5000-5999	6000-6999	7000-7999	8000-8999	9000-9999	10000-10999	11000-11999	12000-12999
1-1999	1238	2350	1209	2228	29	158	0	129	0	1880	0	1880
2000-2999	4302	5149	3028	4031	1274	1711	129	297	3	1868	129	2022
3000-3999	6959	7859	5082	5655	2487	3604	1116	1577	37	2569	1577	2992
4000-4999	9118	9718	5182	5878	4492	7323	2204	2831	1788	2511	2831	3082
5000-5999	12481	14881	7777	7188	5843	11586	5293	3743	3896	1819	3743	3292
6000-6999	24336	24336	20887	18014	5521	11586	5322	21520	16158	1775	21520	2812
7000-7999	34361	34361	30163	48931	4225	52235	4385	48010	48010	1753	48010	3327
8000-8999	34126	34126	35865	51465	3117	47047	3471	43930	43930	4116	43930	3303
9000-9999	28377	33624	26839	41826	2161	36511	2421	34350	4116	1615	34350	2840
10000-10999	15829	20591	1538	31849	1078	21147	1730	25609	30889	1230	25609	1805
11000-11999	11199	15329	10571	15581	802	10480	1299	17505	17505	1046	17505	1265
12000-12999	8397	10397	7190	11581	507	7681	716	7678	7678	719	7678	1022
13000-13999	6248	6484	5937	6322	351	5854	462	5507	5608	430	5507	634
15000-15999	6251	5235	5775	5194	276	5653	341	5377	4641	398	5377	553
16000-16999	2526	6099	5795	5872	201	5618	5645	5417	5418	378	5417	454
17000-17999	2526	2526	2777	5622	1291	5166	5408	5037	5212	370	5037	410
18000-18999	2397	4378	4020	4889	177	4687	5055	4560	4905	344	4560	403
19000-19999	3478	3307	3285	3189	17	4602	4669	4525	4560	309	4525	309
20000-20999	3478	4170	3421	4116	57	3651	3933	3594	3899	227	3594	277
21000-21999	3478	3478	3421	4320	40	3163	4028	3523	3723	226	3523	266
22000-22999	3355	3355	3344	3295	21	3163	3026	2703	2703	132	2703	132
23000-23999	2894	2894	2885	3189	17	2339	3018	2332	3000	133	2332	133
24000-24999	2270	2657	2464	2645	6	2135	2493	2129	2481	139	2129	164
25000-25999	2426	2662	2493	2645	3	1911	1903	1908	1908	135	1908	159
26000-26999	1409	1368	1368	1821	2	1622	1716	1620	1711	118	1620	110
27000-27999	1409	1409	1417	1952	4	1314	1888	1520	1881	135	1520	171
28000-28999	1417	1958	1885	1358	0	1022	1453	1021	1453	103	1021	101
30000-30999	1887	1378	1086	1377	1	1022	1240	1021	1240	65	1021	102
31000-31999	1140	1631	1140	1630	0	1072	1448	1072	1448	137	1072	137
32000-32999	916	1151	916	1151	0	1053	1048	1053	1048	59	1053	59
33000-33999	606	697	605	696	1	752	1139	751	1139	54	751	105
35000-35999	589	813	589	813	0	556	741	556	741	33	556	72
36000-36999	597	1104	597	1104	0	558	1050	558	1050	49	558	54
37000-37999	386	386	386	386	0	348	532	348	532	21	348	21
38000-38999	340	340	340	340	0	477	350	477	349	51	477	26
40000-40999	509	509	509	509	0	624	315	624	315	69	624	26
41000-41999	1133	1133	1133	1133	0	1047	457	1047	457	86	1047	52
42000-42999	305	503	305	503	0	292	466	292	466	27	292	27
43000-43999	248	258	248	258	0	277	198	277	198	428	277	60
44000-44999	248	856	248	856	0	232	1765	232	1765	15	232	91
45000-45999	1162	1162	231	1162	0	226	1162	226	1162	15	226	91
46000-46999	887	887	240	887	0	206	737	206	737	34	206	150
47000-47999	240	289	240	289	0	251	122	251	122	38	251	37
48000-48999	121	329	121	329	0	93	291	93	291	15	93	38
49000-49999	21	21	21	21	0	17	38	17	38	4	17	10
50000-50999	65	65	65	65	0	7	56	7	56	0	7	5
51000-51999	0	0	0	0	0	0	0	0	0	0	0	0
52000-52999	0	0	0	0	0	0	0	0	0	0	0	0
UNKN	0	0	0	0	0	0	0	0	0	0	0	0
TOTAL	339250	369755	304680	335110	34570	311079	327495	216509	292850	28171	42260	

ANNUAL \$ IS THE MONTHLY AMOUNT PAID IN SEPTEMBER/1983 TIMES 12.
 NET RETIRED PAY IS THE AMOUNT CHARGEABLE TO THE APPROPRIATION AFTER DEDUCTING FROM "GROSS RETIRED PAY" SURVIVOR PAYMENTS, DUAL CREDITATION REDUCTIONS, VA PAYMENTS AND THE LIKE, BUT BEFORE MAKING INDIVIDUAL DEDUCTIONS SUCH AS FOR INCOME TAXES OR SAVINGS BONDS
 NET FIGURES INCLUDE ONLY RETIREES RECEIVING PAYMENT FROM DOD AND HAVE NOT BEEN ADJUSTED TO DOD BUDGET FIGURES.
 GROSS FIGURES ALSO INCLUDE RETIREES WITH COMPLETE OFFSETS WHO DO NOT RECEIVE ANY PAYMENT FROM DOD.

SEPTEMBER 30, 1983 OMC - OFFICE OF THE EOD ACTUARY

NUMBER OF MILITARY PERSONNEL ON JOO RETIRED ROLLS AS OF SEPT 30, 1983 BY ANNUAL GROSS/NET & GROUPINGS

ANNUAL \$	ALL RETIREES IN- CLUOING RESERVE- NET		ALL RETIREES IN- CLUOING RESERVE- NET		RESERVE RET ONLY		NON-DISABILITY EN- CLUOING RESERVE- NET		NON-DISABILITY EX- CLUOING RESERVE- NET		DISABILITY ONLY		
	1-1999	2000-2999	3000-3999	4000-4999	5000-5999	6000-6999	7000-7999	8000-8999	9000-9999	10000-10999	11000-11999	12000-12999	13000-13999
1-1999	355	1	954	1	1	0	34	0	55	0	0	421	1
2000-2999	1174	201	1171	1	37	1	107	52	111	0	0	1119	260
3000-3999	1423	428	1486	1	74	23	194	170	1316	6	0	1316	449
4000-4999	1549	4874	1475	74	156	56	194	120	1355	17	0	1355	4401
5000-5999	1454	3197	1227	237	181	253	492	255	1972	72	0	1972	2944
6000-6999	1499	286	1344	355	300	673	989	634	710	373	0	710	2223
7000-7999	1493	2896	2077	398	2086	1758	2086	1738	617	1413	0	617	2232
8000-8999	1493	2896	2077	398	2086	1758	2086	1738	617	1413	0	617	2232
9000-9999	1493	2896	2077	398	2086	1758	2086	1738	617	1413	0	617	2232
10000-10999	1493	2896	2077	398	2086	1758	2086	1738	617	1413	0	617	2232
11000-11999	1493	2896	2077	398	2086	1758	2086	1738	617	1413	0	617	2232
12000-12999	1493	2896	2077	398	2086	1758	2086	1738	617	1413	0	617	2232
13000-13999	1493	2896	2077	398	2086	1758	2086	1738	617	1413	0	617	2232
14000-14999	1493	2896	2077	398	2086	1758	2086	1738	617	1413	0	617	2232
15000-15999	1493	2896	2077	398	2086	1758	2086	1738	617	1413	0	617	2232
16000-16999	1493	2896	2077	398	2086	1758	2086	1738	617	1413	0	617	2232
17000-17999	1493	2896	2077	398	2086	1758	2086	1738	617	1413	0	617	2232
18000-18999	1493	2896	2077	398	2086	1758	2086	1738	617	1413	0	617	2232
19000-19999	1493	2896	2077	398	2086	1758	2086	1738	617	1413	0	617	2232
20000-20999	1493	2896	2077	398	2086	1758	2086	1738	617	1413	0	617	2232
21000-21999	1493	2896	2077	398	2086	1758	2086	1738	617	1413	0	617	2232
22000-22999	1493	2896	2077	398	2086	1758	2086	1738	617	1413	0	617	2232
23000-23999	1493	2896	2077	398	2086	1758	2086	1738	617	1413	0	617	2232
24000-24999	1493	2896	2077	398	2086	1758	2086	1738	617	1413	0	617	2232
25000-25999	1493	2896	2077	398	2086	1758	2086	1738	617	1413	0	617	2232
26000-26999	1493	2896	2077	398	2086	1758	2086	1738	617	1413	0	617	2232
27000-27999	1493	2896	2077	398	2086	1758	2086	1738	617	1413	0	617	2232
28000-28999	1493	2896	2077	398	2086	1758	2086	1738	617	1413	0	617	2232
29000-29999	1493	2896	2077	398	2086	1758	2086	1738	617	1413	0	617	2232
30000-30999	1493	2896	2077	398	2086	1758	2086	1738	617	1413	0	617	2232
31000-31999	1493	2896	2077	398	2086	1758	2086	1738	617	1413	0	617	2232
32000-32999	1493	2896	2077	398	2086	1758	2086	1738	617	1413	0	617	2232
33000-33999	1493	2896	2077	398	2086	1758	2086	1738	617	1413	0	617	2232
34000-34999	1493	2896	2077	398	2086	1758	2086	1738	617	1413	0	617	2232
35000-35999	1493	2896	2077	398	2086	1758	2086	1738	617	1413	0	617	2232
36000-36999	1493	2896	2077	398	2086	1758	2086	1738	617	1413	0	617	2232
37000-37999	1493	2896	2077	398	2086	1758	2086	1738	617	1413	0	617	2232
38000-38999	1493	2896	2077	398	2086	1758	2086	1738	617	1413	0	617	2232
39000-39999	1493	2896	2077	398	2086	1758	2086	1738	617	1413	0	617	2232
40000-40999	1493	2896	2077	398	2086	1758	2086	1738	617	1413	0	617	2232
41000-41999	1493	2896	2077	398	2086	1758	2086	1738	617	1413	0	617	2232
42000-42999	1493	2896	2077	398	2086	1758	2086	1738	617	1413	0	617	2232
43000-43999	1493	2896	2077	398	2086	1758	2086	1738	617	1413	0	617	2232
44000-44999	1493	2896	2077	398	2086	1758	2086	1738	617	1413	0	617	2232
45000-45999	1493	2896	2077	398	2086	1758	2086	1738	617	1413	0	617	2232
46000-46999	1493	2896	2077	398	2086	1758	2086	1738	617	1413	0	617	2232
47000-47999	1493	2896	2077	398	2086	1758	2086	1738	617	1413	0	617	2232
48000-48999	1493	2896	2077	398	2086	1758	2086	1738	617	1413	0	617	2232
49000-49999	1493	2896	2077	398	2086	1758	2086	1738	617	1413	0	617	2232
50000-50999	1493	2896	2077	398	2086	1758	2086	1738	617	1413	0	617	2232
51000-51999	1493	2896	2077	398	2086	1758	2086	1738	617	1413	0	617	2232
52000-52999	1493	2896	2077	398	2086	1758	2086	1738	617	1413	0	617	2232
53000-53999	1493	2896	2077	398	2086	1758	2086	1738	617	1413	0	617	2232
54000-54999	1493	2896	2077	398	2086	1758	2086	1738	617	1413	0	617	2232
55000-55999	1493	2896	2077	398	2086	1758	2086	1738	617	1413	0	617	2232
56000-56999	1493	2896	2077	398	2086	1758	2086	1738	617	1413	0	617	2232
57000-57999	1493	2896	2077	398	2086	1758	2086	1738	617	1413	0	617	2232
58000-58999	1493	2896	2077	398	2086	1758	2086	1738	617	1413	0	617	2232
59000-59999	1493	2896	2077	398	2086	1758	2086	1738	617	1413	0	617	2232
60000-60999	1493	2896	2077	398	2086	1758	2086	1738	617	1413	0	617	2232
61000-61999	1493	2896	2077	398	2086	1758	2086	1738	617	1413	0	617	2232
62000-62999	1493	2896	2077	398	2086	1758	2086	1738	617	1413	0	617	2232
63000-63999	1493	2896	2077	398	2086	1758	2086	1738	617	1413	0	617	2232
64000-64999	1493	2896	2077	398	2086	1758	2086	1738	617	1413	0	617	2232
65000-65999	1493	2896	2077	398	2086	1758	2086	1738	617	1413	0	617	2232
66000-66999	1493	2896	2077	398	2086	1758	2086	1738	617	1413	0	617	2232
67000-67999	1493	2896	2077	398	2086	1758	2086	1738	617	1413	0	617	2232
68000-68999	1493	2896	2077	398	2086	1758	2086	1738	617	1413	0	617	2232
69000-69999	1493	2896	2077	398	2086	1758	2086	1738	617	1413	0	617	2232
70000-70999	1493	2896	2077	398	2086	1758	2086	1738	617	1413	0	617	2232
71000-71999	1493	2896	2077	398	2086	1758	2086	1738	617	1413	0	617	2232
72000-72999	1493	2896	2077	398	2086	1758	2086	1738	617	1413	0	617	2232
73000-73999	1493	2896	2077	398	2086	1758	2086	1738	617	1413	0	617	2232
74000-74999	1493	2896	2077	398	2086	1758	2086	1738	617	1413	0	617	2232
75000-75999	1493	2896	2077	398	2086	1758	2086	1738	617	1413	0	617	2232
76000-76999	1493	2896	2077	398	2086	1758	2086	1738	617	1413	0	617	2232
77000-77999	1493	2896	2077	398	2086	1758	2086	1738	617	1413	0	617	2232
78000-78999	1493	2896	2077	398	2086	1758	2086	1738	617	1413	0	617	2232
79000-79999	1493	2896	2077	398	2086	1758	2086	1738	617	1413	0	617	2232
80000-80999	1493	2896	2077	398	2086	1758	2086	1738	617	1413	0	617	2232
81000-81999	1493	2896	2077	398	2086	1758	2086	1738	617	1413	0	617	2232
82000-8													

NUMBER OF MILITARY PERSONNEL ON DOD RETIRED ROLLS AS OF SEPT 30, 1983 BY ANNUAL GROSS/NET \$ GROUPINGS

ANNUAL \$	ALL RETIREES IN-CLUDING RESERVE		RESERVE ONLY		NON-DISABILITY IN-CLUDING RESERVE		NON-DISABILITY EX-CLUDING RESERVE		DISABILITY ONLY	
	NET GROSS	NET GROSS	NET GROSS	NET GROSS	NET GROSS	NET GROSS	NET GROSS	NET GROSS	NET GROSS	NET GROSS
1-999	1616	1590	26	0	960	0	0	0	0	1156
1000-1999	2098	2098	32	32	774	0	0	0	0	1324
2000-2999	3118	2998	543	402	1896	405	0	0	0	2711
3000-3999	5608	4381	1069	1093	3243	1093	24	0	0	1845
4000-4999	8976	5989	2987	2223	6727	2631	408	0	0	2365
5000-5999	14464	11859	4426	3658	14003	7946	4288	0	0	2282
6000-6999	24922	20612	6033	5211	31653	24676	19355	0	0	2972
7000-7999	39020	24708	5978	5639	58681	49947	44308	0	0	4157
8000-8999	54913	34029	2828	3386	8224	64176	62191	0	0	5332
9000-9999	69565	46119	2828	3386	5224	49881	61315	0	0	2616
10000-10999	96634	37711	1923	2303	37744	45821	43209	0	0	3046
11000-11999	22102	20480	1244	1405	20443	20226	23421	0	0	2701
12000-12999	16114	15189	925	1158	14337	16164	15006	0	0	1775
13000-13999	13561	12925	646	617	13181	12023	12023	0	0	1477
14000-14999	11111	10655	456	446	12630	12136	11490	0	0	1111
15000-15999	10814	10468	346	448	10258	7972	7424	0	0	756
16000-16999	11531	11291	240	240	10440	11442	11414	0	0	988
17000-17999	10186	10073	138	138	9497	9407	9184	0	0	699
18000-18999	10186	10073	138	138	9497	9407	9184	0	0	699
19000-19999	9838	9761	177	112	9230	10192	10350	0	0	791
20000-20999	8047	7998	49	81	7432	8225	8144	0	0	647
21000-21999	7057	6813	41	56	6393	7422	7466	0	0	697
22000-22999	5367	5343	24	43	5812	6324	6281	0	0	629
23000-23999	5686	5440	18	35	5122	5667	5104	0	0	558
24000-24999	4588	4576	12	22	4073	5118	5096	0	0	515
25000-25999	4944	3956	8	14	3522	4407	4393	0	0	432
26000-26999	3486	3484	2	14	3059	3630	3616	0	0	427
27000-27999	2125	2022	3	8	2687	2441	2733	0	0	338
28000-28999	2748	2749	4	4	2402	2447	2743	0	0	342
29000-29999	3293	2749	1	1	2594	2895	2894	0	0	392
30000-30999	2428	2426	2	3	2161	2435	2432	0	0	267
31000-31999	2336	2336	1	1	2068	2109	2104	0	0	294
32000-32999	2108	2107	1	1	1879	1765	1764	0	0	229
33000-33999	1851	1849	1	1	1644	1644	1642	0	0	201
34000-34999	1603	1603	1	1	1418	1418	1418	0	0	202
35000-35999	1280	1280	0	1	1126	1405	1404	0	0	154
36000-36999	1289	1289	0	0	1109	1109	1109	0	0	180
37000-37999	1107	1107	0	0	821	883	883	0	0	199
38000-38999	1121	1121	0	0	819	819	819	0	0	202
39000-39999	1194	1194	0	0	1070	425	425	0	0	124
40000-40999	1603	1603	0	0	1446	979	979	0	0	157
41000-41999	1583	1583	0	0	1409	778	778	0	0	174
42000-42999	517	517	0	0	447	636	636	0	0	70
43000-43999	374	374	0	0	332	912	912	0	0	42
44000-44999	323	323	0	0	299	2261	2261	0	0	24
45000-45999	358	358	0	0	278	1203	1203	0	0	80
46000-46999	240	240	0	0	182	182	182	0	0	58
47000-47999	274	274	0	0	222	74	222	0	0	23
48000-48999	29	29	0	0	22	28	22	0	0	7
49000-49999	4	4	0	0	3	3	3	0	0	1
50000-50999	1	1	0	0	1	1	1	0	0	1
UNASSIGNED	0	0	0	0	0	0	0	0	0	0
TOTAL	482833	511679	448378	477316	34455	441127	453155	406672	418492	41706

ANNUAL \$ IS THE MONTHLY AMOUNT PAID IN SEPTEMBER/1983 TIMES 12.
 NET RETIRED PAY IS THE AMOUNT CHARGEABLE TO THE APPROPRIATION AFTER DEDUCTING FROM GROSS RETIRED PAY SURVIVOR PAYMENTS, DUAL CONTRIBUTION REDUCTIONS, VA PAYMENTS AND THE LIKE, BUT BEFORE MAKING INDIVIDUAL DEDUCTIONS SUCH AS FOR INCOME TAXES OR SAVINGS BONDS.
 NET FIGURES INCLUDE ONLY RETIREES RECEIVING PAYMENT FROM DOD AND HAVE NOT BEEN ADJUSTED TO DOD BUDGET FIGURES.
 GROSS FIGURES ALSO INCLUDE RETIREES WITH COMPLETE OFFSETS WHO DO NOT RECEIVE ANY PAYMENT FROM DOD.
 SEPTEMBER 30, 1983 OPOC - OFFICE OF THE LCD ACTUARY

NUMBER OF MILITARY PERSONNEL ON DOD RETIRED ROLLS AS OF SEPT 30, 1983 BY ANNUAL GROSS/NET & GROUPINGS

ANNUAL \$	ALL RETIREES EX- CLUDING RESERVES -		RESERVE RET. ONLY INCLUDING RESERVES -		NON-DISABILITY IN- CLUDING RESERVES -		NON-DISABILITY EX- CLUDING RESERVES -		DISABILITY ONLY INCLUDING RESERVES -		DISABILITY ONLY EXCLUDING RESERVES -	
	NET	GROSS	NET	GROSS	NET	GROSS	NET	GROSS	NET	GROSS	NET	GROSS
1-999	4053	7902	151	331	7	1341	7	1190	0	6712	15	15
1000-1999	13314	26411	673	10742	393	2654	417	1981	24	7660	10714	10714
2000-2999	18483	36949	3929	52376	6741	3142	3035	1901	169	4902	21201	21201
3000-3999	24947	49894	1579	6848	13287	5578	5578	3287	707	10579	28836	28836
4000-4999	33105	66210	13455	23323	11118	24248	13935	10813	2817	8857	20206	20206
5000-5999	47050	94100	18222	33321	15729	43672	29445	25450	13706	17615	17615	17615
6000-6999	64791	129582	21141	46497	18998	60439	40415	34939	51417	4711	10010	10010
7000-7999	88415	176830	28947	64947	25248	86040	55415	47459	122459	12466	18988	18988
8000-8999	115314	230628	39868	92914	39248	109248	70415	60439	139242	12466	18988	18988
9000-9999	152114	304228	53254	127973	53254	152114	109248	92914	209242	11479	18988	18988
10000-10999	176312	352624	61788	145924	61788	176312	127973	109248	249242	11479	18988	18988
11000-11999	20466	40932	8393	16784	9622	107421	12882	99058	119263	6408	9686	9686
12000-12999	25074	50148	5944	7878	7194	64197	75916	58223	68782	5222	9096	9096
13000-13999	32335	64670	4375	5325	5426	46584	52639	42209	47233	3951	6095	6095
14000-14999	41105	82210	3951	3925	3949	35295	39063	32344	35114	327	5092	5092
15000-15999	51105	102210	2048	4925	2811	28654	33215	26606	30404	2570	5092	5092
16000-16999	62449	124898	1432	2432	2014	27528	33744	26096	21110	2354	3122	3122
17000-17999	75890	151780	1957	31510	1340	32991	39971	28471	28471	2300	2688	2688
18000-18999	9147	18294	663	21544	1934	23342	25747	22669	24449	11566	2441	2441
19000-19999	11198	22396	329	25112	529	21838	23825	21509	23296	1190	1616	1616
20000-20999	13076	26152	228	20850	380	17642	19488	17414	19108	1434	1742	1742
21000-21999	15853	31706	168	22231	256	16074	18755	15906	18469	1458	1762	1762
22000-22999	19581	39162	103	16668	185	14229	15377	14126	15212	1355	1456	1456
23000-23999	24586	49172	78	15210	141	12441	14112	12333	13971	1182	1239	1239
24000-24999	30443	60886	49	14483	103	10002	13287	9953	13184	1040	1299	1299
25000-25999	3740	7480	30	12379	55	8832	11305	8802	11305	908	1074	1074
26000-26999	4611	9222	19	15616	35	7372	11305	7372	11305	908	1074	1074
27000-27999	5668	11336	12	17652	21	6372	7064	6372	7064	744	862	862
28000-28999	6668	13336	12	17652	21	5906	7111	5844	7110	762	862	862
29000-29999	77014	154028	6546	20004	10	5844	6285	5844	6285	705	729	729
30000-30999	8911	17822	5297	6103	14	4771	5354	4767	5350	530	530	530
31000-31999	10483	20966	5483	6296	4	4841	5471	4839	5467	644	644	644
32000-32999	12211	24422	5165	5547	3	4652	4983	4652	4980	514	567	567
33000-33999	14643	29286	3848	3804	2	4159	3405	4157	3402	484	402	402
34000-34999	1788	3576	788	5076	0	735	4966	3407	4961	441	481	481
35000-35999	2223	4446	1029	3222	1	2749	3435	2748	3434	350	350	350
36000-36999	2666	5332	1267	3929	0	2949	3674	2949	3674	425	425	425
37000-37999	3202	6404	1572	4942	0	3422	4279	3422	4279	490	490	490
38000-38999	3742	7484	1646	5076	0	3718	4643	3718	4643	424	424	424
39000-39999	4217	8434	1827	5515	0	3763	4643	3763	4643	454	454	454
40000-40999	4947	9894	2171	6426	0	4201	5252	4201	5252	480	480	480
41000-41999	5847	11694	2571	7672	0	4947	6117	4947	6117	510	510	510
42000-42999	6847	13694	3071	8942	0	5847	7252	5847	7252	571	571	571
43000-43999	7847	15694	3571	10212	0	6847	8397	6847	8397	681	681	681
44000-44999	8847	17694	4071	11482	0	7847	9542	7847	9542	781	781	781
45000-45999	9847	19694	4571	12752	0	8847	10687	8847	10687	781	781	781
46000-46999	10847	21694	5071	14022	0	9847	11832	9847	11832	137	137	137
47000-47999	11847	23694	5571	15292	0	10847	13077	10847	13077	137	137	137
48000-48999	12847	25694	6071	16562	0	11847	14322	11847	14322	137	137	137
49000-49999	13847	27694	6571	17832	0	12847	15567	12847	15567	137	137	137
50000-50999	14847	29694	7071	19102	0	13847	16812	13847	16812	137	137	137
51000-51999	15847	31694	7571	20372	0	14847	18057	14847	18057	137	137	137
52000-52999	16847	33694	8071	21642	0	15847	19302	15847	19302	137	137	137
53000-53999	17847	35694	8571	22912	0	16847	20547	16847	20547	137	137	137
54000-54999	18847	37694	9071	24182	0	17847	21792	17847	21792	137	137	137
55000-55999	19847	39694	9571	25452	0	18847	23037	18847	23037	137	137	137
56000-56999	20847	41694	10071	26722	0	19847	24282	19847	24282	137	137	137
57000-57999	21847	43694	10571	27992	0	20847	25527	20847	25527	137	137	137
58000-58999	22847	45694	11071	29262	0	21847	26772	21847	26772	137	137	137
59000-59999	23847	47694	11571	30532	0	22847	28017	22847	28017	137	137	137
60000-60999	24847	49694	12071	31802	0	23847	29262	23847	29262	137	137	137
61000-61999	25847	51694	12571	33072	0	24847	30507	24847	30507	137	137	137
62000-62999	26847	53694	13071	34342	0	25847	31752	25847	31752	137	137	137
63000-63999	27847	55694	13571	35612	0	26847	33007	26847	33007	137	137	137
64000-64999	28847	57694	14071	36882	0	27847	34252	27847	34252	137	137	137
65000-65999	29847	59694	14571	38152	0	28847	35507	28847	35507	137	137	137
66000-66999	30847	61694	15071	39422	0	29847	36752	29847	36752	137	137	137
67000-67999	31847	63694	15571	40692	0	30847	38007	30847	38007	137	137	137
68000-68999	32847	65694	16071	41962	0	31847	39252	31847	39252	137	137	137
69000-69999	33847	67694	16571	43232	0	32847	40507	32847	40507	137	137	137
70000-70999	34847	69694	17071	44502	0	33847	41752	33847	41752	137	137	137
71000-71999	35847	71694	17571	45772	0	34847	43007	34847	43007	137	137	137
72000-72999	36847	73694	18071	47042	0	35847	44252	35847	44252	137	137	137
73000-73999	37847	75694	18571	48312	0	36847	45507	36847	45507	137	137	137
74000-74999	38847	77694	19071	49582	0	37847	46752	37847	46752	137	137	137
75000-75999	39847	79694	19571	50852	0	38847	48007	38847	48007	137	137	137
76000-76999	40847	81694	20071	52122	0	39847	49252	39847	49252	137	137	137
77000-77999	41847	83694	20571	53392	0	40847	50507	40847	50507	137	137	137
78000-78999	42847	85694	21071	54662	0	41847	51752	41847	51752	137	137	137
79000-79999	43847	87694	21571	55932	0	42847	53007	42847	53007	137	137	137
80000-80999	44847	89694	22071	57202	0	43847	54252	43847	54252	137	137	137
81000-81999	45847	91694	22571	58472	0	44847	55507	44847	55507	137	137	137
82000-82999	46847	93694	23071	59742	0	45847	56752					

NUMBER OF MILITARY PERSONNEL RETIRED DURING FY1983 AND ON DOD RETIRED ROLLS AS OF SEPT 30, 1983 BY ANNUAL GROSS/NET & GROUPINGS

ANNUAL \$	ALL RETIREES IN- ALL RETIREES EX- CLUDING RESERVE- CLUDING RESERVE- NET GROSS- NET GROSS-		RESERVE RETI, ONLY CLUDING RESERVE- NET GROSS- NET GROSS-		NON-DISABILITY IN- NON-DISABILITY EX- CLUDING RESERVE- CLUDING RESERVE- NET GROSS- NET GROSS-		DISABILITIES ONLY CLUDING RESERVE- NET GROSS- NET GROSS-					
	1983	1982	1983	1982	1983	1982	1983	1982				
1-1999	178	12	0	0	0	0	0	0				
2000-2999	141	18	13	13	24	13	109	2				
3000-3999	786	765	130	130	169	172	114	58				
4000-4999	454	808	381	326	435	353	323	427				
5000-5999	911	1012	575	615	803	628	328	384				
6000-6999	1520	1440	408	430	519	522	382	384				
7000-7999	2104	2141	1728	1728	1408	1259	1000	829				
8000-8999	1375	1315	1104	1152	2007	1777	1834	184				
9000-9999	1279	1692	1525	147	1310	1217	1087	198				
10000-10999	132	666	147	167	1225	1599	1078	1432				
11000-11999	575	860	89	146	724	635	630	54				
12000-12999	445	474	315	325	527	470	555	31				
13000-13999	308	384	325	325	410	351	360	45				
14000-14999	398	290	336	336	325	302	302	36				
15000-15999	414	411	396	396	340	342	342	24				
16000-16999	397	396	379	379	340	342	342	24				
17000-17999	391	375	356	356	330	332	332	24				
18000-18999	336	342	331	331	330	332	332	24				
19000-19999	149	119	111	111	141	107	99	99				
20000-20999	131	152	128	128	127	124	124	124				
21000-21999	108	187	106	106	101	146	137	137				
22000-22999	94	94	80	80	73	91	81	81				
23000-23999	94	77	94	77	91	72	70	70				
24000-24999	57	74	68	68	66	74	66	66				
25000-25999	57	82	57	57	52	67	57	57				
26000-26999	33	88	33	33	22	43	22	22				
27000-27999	36	32	36	36	35	32	35	35				
28000-28999	55	26	55	26	54	21	21	21				
29000-29999	59	9	59	9	57	9	57	57				
30000-30999	116	66	116	66	174	61	61	61				
31000-31999	22	42	22	42	113	63	63	63				
32000-32999	34	62	34	62	32	59	59	59				
33000-33999	22	42	22	42	22	42	42	42				
34000-34999	37	193	37	193	37	33	37	37				
35000-35999	12	110	12	110	11	10	11	11				
36000-36999	3	19	3	19	3	18	3	3				
37000-37999	4	5	4	5	3	6	3	3				
38000-38999	1	10	1	10	1	10	1	1				
39000-39999	3	2	3	2	3	1	3	3				
40000-40999	5	2	5	2	5	1	5	5				
41000-41999	1	1	1	1	1	1	1	1				
42000-42999	3	3	3	3	3	3	3	3				
43000-43999	5	4	5	4	5	4	5	5				
44000-44999	20	16	20	16	19	14	19	19				
45000-45999	15	15	15	15	12	12	12	12				
46000-46999	0	0	0	0	0	0	0	0				
47000-47999	0	0	0	0	0	0	0	0				
48000-48999	0	0	0	0	0	0	0	0				
49000-49999	0	0	0	0	0	0	0	0				
50000-50999	0	0	0	0	0	0	0	0				
51000-51999	0	0	0	0	0	0	0	0				
52000-52999	0	0	0	0	0	0	0	0				
53000-53999	0	0	0	0	0	0	0	0				
54000-54999	0	0	0	0	0	0	0	0				
55000-55999	0	0	0	0	0	0	0	0				
56000-56999	0	0	0	0	0	0	0	0				
57000-57999	0	0	0	0	0	0	0	0				
58000-58999	0	0	0	0	0	0	0	0				
59000-59999	0	0	0	0	0	0	0	0				
60000-60999	0	0	0	0	0	0	0	0				
61000-61999	0	0	0	0	0	0	0	0				
62000-62999	0	0	0	0	0	0	0	0				
63000-63999	0	0	0	0	0	0	0	0				
64000-64999	0	0	0	0	0	0	0	0				
65000-65999	0	0	0	0	0	0	0	0				
66000-66999	0	0	0	0	0	0	0	0				
67000-67999	0	0	0	0	0	0	0	0				
68000-68999	0	0	0	0	0	0	0	0				
69000-69999	0	0	0	0	0	0	0	0				
70000-70999	0	0	0	0	0	0	0	0				
71000-71999	0	0	0	0	0	0	0	0				
72000-72999	0	0	0	0	0	0	0	0				
73000-73999	0	0	0	0	0	0	0	0				
74000-74999	0	0	0	0	0	0	0	0				
75000-75999	0	0	0	0	0	0	0	0				
76000-76999	0	0	0	0	0	0	0	0				
77000-77999	0	0	0	0	0	0	0	0				
78000-78999	0	0	0	0	0	0	0	0				
79000-79999	0	0	0	0	0	0	0	0				
80000-80999	0	0	0	0	0	0	0	0				
81000-81999	0	0	0	0	0	0	0	0				
82000-82999	0	0	0	0	0	0	0	0				
83000-83999	0	0	0	0	0	0	0	0				
84000-84999	0	0	0	0	0	0	0	0				
85000-85999	0	0	0	0	0	0	0	0				
86000-86999	0	0	0	0	0	0	0	0				
87000-87999	0	0	0	0	0	0	0	0				
88000-88999	0	0	0	0	0	0	0	0				
89000-89999	0	0	0	0	0	0	0	0				
90000-90999	0	0	0	0	0	0	0	0				
91000-91999	0	0	0	0	0	0	0	0				
92000-92999	0	0	0	0	0	0	0	0				
93000-93999	0	0	0	0	0	0	0	0				
94000-94999	0	0	0	0	0	0	0	0				
95000-95999	0	0	0	0	0	0	0	0				
96000-96999	0	0	0	0	0	0	0	0				
97000-97999	0	0	0	0	0	0	0	0				
98000-98999	0	0	0	0	0	0	0	0				
99000-99999	0	0	0	0	0	0	0	0				
UNKNOWN	0	0	0	0	0	0	0	0				
TOTAL	15126	16315	12128	12602	3698	3713	13802	13860	10104	11147	2624	2455

*ANNUAL \$ IS THE MONTHLY AMOUNT PAID IN SEPTEMBER/1983 TIMES 12.
 NET RETIRED PAY IS THE AMOUNT CHARGEABLE TO THE APPROPRIATION AFTER DEDUCTING FROM "GROSS RETIRED PAY" SURVIVOR PAYMENTS, DUAL
 COMPENSATION REDUCTIONS, VA PAYMENTS AND THE LIKE, BUT BEFORE MAKING INDIVIDUAL DEDUCTIONS SUCH AS FOR INCOME TAXES OR SAVINGS BONDS
 NET FIGURES INCLUDE ONLY RETIREES RECEIVING PAYMENT FROM DOD AND HAVE NOT BEEN ADJUSTED TO DOD BUDGET FIGURES.
 PROSS FIGURES ALSO INCLUDE RETIREES WITH COMPLETE OFFSETS WHO DO NOT RECEIVE ANY PAYMENT FROM DOD.
 FISCAL YEAR 1983 FIGURES ARE PRELIMINARY AND SUBJECT TO MINOR ADJUSTMENTS. SEPTEMBER 30, 1983 DMOC - OFFICE OF THE CGC ACTUARY

NUMBER OF MILITARY PERSONNEL RETIRED DURING FY1983 AND ON DOD RETIRED ROLLS AS OF SEPT 30, 1983 BY ANNUAL GROSS/PNET & GROUPINGS

ANNUAL \$	ALL RETIREES IN- INCLUDING RESERVES		RESERVE RETIRES ONLY INCLUDING RESERVES		NON-DISABILITY IN- INCLUDING RESERVES		NON-DISABILITY EX- INCLUDING RESERVES		DISABILITIES ONLY INCLUDING RESERVES	
	25	23	0	0	0	0	0	0	0	0
1- 999	0	23	0	0	0	0	0	0	0	0
1000-1999	6	47	0	6	0	0	0	0	0	0
2000-2999	199	51	0	158	195	0	0	0	0	0
3000-3999	406	107	106	299	300	226	106	106	106	106
4000-4999	587	135	132	461	559	462	128	128	128	128
5000-5999	574	145	175	528	528	548	122	122	122	122
6000-6999	596	182	182	528	528	528	102	102	102	102
7000-7999	1385	1101	1084	261	1302	1262	172	172	172	172
8000-8999	1331	1175	1225	156	1302	1262	172	172	172	172
9000-9999	944	821	839	123	906	909	172	172	172	172
10000-10999	747	663	729	84	715	775	631	631	631	631
11000-11999	469	415	452	54	453	495	399	399	399	399
12000-12999	339	309	323	30	314	350	284	284	284	284
13000-13999	236	208	207	28	231	259	224	224	224	224
14000-14999	149	176	174	13	174	186	161	161	161	161
15000-15999	201	195	116	6	189	114	183	183	183	183
16000-16999	274	202	219	2	202	224	206	206	206	206
17000-17999	178	177	170	2	179	209	174	174	174	174
18000-18999	180	177	212	3	179	209	174	174	174	174
19000-19999	66	64	68	2	63	68	61	61	61	61
20000-20999	52	51	50	0	50	50	50	50	50	50
21000-21999	69	69	62	0	66	62	66	66	66	66
22000-22999	44	44	35	0	43	34	43	43	43	43
23000-23999	61	61	60	0	57	56	57	57	57	57
24000-24999	52	52	51	0	50	50	50	50	50	50
25000-25999	36	36	33	0	35	33	35	35	35	35
26000-26999	43	43	43	0	43	43	43	43	43	43
27000-27999	45	45	45	0	45	45	45	45	45	45
28000-28999	21	21	21	0	21	21	21	21	21	21
29000-29999	45	45	46	0	45	46	45	45	45	45
30000-30999	95	95	95	0	95	95	95	95	95	95
31000-31999	39	39	39	0	39	39	39	39	39	39
32000-32999	32	32	32	0	32	32	32	32	32	32
33000-33999	27	27	27	0	27	27	27	27	27	27
34000-34999	16	16	16	0	16	16	16	16	16	16
35000-35999	35	35	35	0	35	35	35	35	35	35
36000-36999	6	6	6	0	6	6	6	6	6	6
37000-37999	8	8	8	0	8	8	8	8	8	8
38000-38999	8	8	8	0	8	8	8	8	8	8
39000-39999	8	8	8	0	8	8	8	8	8	8
40000-40999	8	8	8	0	8	8	8	8	8	8
41000-41999	8	8	8	0	8	8	8	8	8	8
42000-42999	8	8	8	0	8	8	8	8	8	8
43000-43999	6	6	6	0	6	6	6	6	6	6
44000-44999	5	5	5	0	5	5	5	5	5	5
45000-45999	12	12	12	0	12	12	12	12	12	12
46000-46999	11	11	11	0	11	11	11	11	11	11
47000-47999	11	11	11	0	11	11	11	11	11	11
48000-48999	11	11	11	0	11	11	11	11	11	11
49000-49999	11	11	11	0	11	11	11	11	11	11
50000-50999	11	11	11	0	11	11	11	11	11	11
51000-51999	11	11	11	0	11	11	11	11	11	11
52000-52999	11	11	11	0	11	11	11	11	11	11
53000-53999	11	11	11	0	11	11	11	11	11	11
54000-54999	11	11	11	0	11	11	11	11	11	11
55000-55999	11	11	11	0	11	11	11	11	11	11
56000-56999	11	11	11	0	11	11	11	11	11	11
57000-57999	11	11	11	0	11	11	11	11	11	11
58000-58999	11	11	11	0	11	11	11	11	11	11
59000-59999	11	11	11	0	11	11	11	11	11	11
60000-60999	11	11	11	0	11	11	11	11	11	11
61000-61999	11	11	11	0	11	11	11	11	11	11
62000-62999	11	11	11	0	11	11	11	11	11	11
63000-63999	11	11	11	0	11	11	11	11	11	11
64000-64999	11	11	11	0	11	11	11	11	11	11
65000-65999	11	11	11	0	11	11	11	11	11	11
66000-66999	11	11	11	0	11	11	11	11	11	11
67000-67999	11	11	11	0	11	11	11	11	11	11
68000-68999	11	11	11	0	11	11	11	11	11	11
69000-69999	11	11	11	0	11	11	11	11	11	11
70000-70999	11	11	11	0	11	11	11	11	11	11
71000-71999	11	11	11	0	11	11	11	11	11	11
72000-72999	11	11	11	0	11	11	11	11	11	11
73000-73999	11	11	11	0	11	11	11	11	11	11
74000-74999	11	11	11	0	11	11	11	11	11	11
75000-75999	11	11	11	0	11	11	11	11	11	11
76000-76999	11	11	11	0	11	11	11	11	11	11
77000-77999	11	11	11	0	11	11	11	11	11	11
78000-78999	11	11	11	0	11	11	11	11	11	11
79000-79999	11	11	11	0	11	11	11	11	11	11
80000-80999	11	11	11	0	11	11	11	11	11	11
81000-81999	11	11	11	0	11	11	11	11	11	11
82000-82999	11	11	11	0	11	11	11	11	11	11
83000-83999	11	11	11	0	11	11	11	11	11	11
84000-84999	11	11	11	0	11	11	11	11	11	11
85000-85999	11	11	11	0	11	11	11	11	11	11
86000-86999	11	11	11	0	11	11	11	11	11	11
87000-87999	11	11	11	0	11	11	11	11	11	11
88000-88999	11	11	11	0	11	11	11	11	11	11
89000-89999	11	11	11	0	11	11	11	11	11	11
90000-90999	11	11	11	0	11	11	11	11	11	11
91000-91999	11	11	11	0	11	11	11	11	11	11
92000-92999	11	11	11	0	11	11	11	11	11	11
93000-93999	11	11	11	0	11	11	11	11	11	11
94000-94999	11	11	11	0	11	11	11	11	11	11
95000-95999	11	11	11	0	11	11	11	11	11	11
96000-96999	11	11	11	0	11	11	11	11	11	11
97000-97999	11	11	11	0	11	11	11	11	11	11
98000-98999	11	11	11	0	11	11	11	11	11	11
99000-99999	11	11	11	0	11	11	11	11	11	11
UNKNOW	0	0	0	0	0	0	0	0	0	0
TOTAL	10243	10358	7514	7626	9318	9332	6589	6600	925	1026


*ANNUAL \$ IS THE MONTHLY AMOUNT PAID IN SEPTEMBER/1983 TIMES 12.

NET RETIRED PAY IS THE AMOUNT CHARGEABLE TO THE APPROPRIATION AFTER DEDUCTING FROM "GROSS RETIRED PAY" SURVIVOR PAYMENTS, DUAL COMMISSION REDUCTIONS, VA PAYMENTS AND THE LIKE, BUT BEFORE MAKING INDIVIDUAL DEDUCTIONS SUCH AS FOR INCOME TAXES OR SAVINGS BONDS

NET FIGURES INCLUDE ONLY RETIREES RECEIVING PAYMENT FROM DOD AND HAVE NOT BEEN ADJUSTED TO DOD BUDGET FIGURES.

GROSS FIGURES ALSO INCLUDE RETIREES WITH COMPLETE OFFSETS WHO DO NOT RECEIVE ANY PAYMENT FROM DOD.

FISCAL YEAR 1983 FIGURES ARE PRELIMINARY AND SUBJECT TO MINOR ADJUSTMENTS. SEPTEMBER 30, 1983 DMDC - OFFICE OF THE DOD ACTUARY



MICROCOPY RESOLUTION TEST CHART
NATIONAL BUREAU OF STANDARDS 1963-A

NUMBER OF MILITARY PERSONNEL RETIRED DURING FY1983 AND ON DOD RETIRED ROLLS AS OF SEPT 30, 1983 BY ANNUAL GROSS/NET & GROUPINGS

ANNUAL \$	ALL RETIREES' IN- CLUDING RESERVES- GROSS		ALL RETIREES' EX- CLUDING RESERVES- GROSS		RESERVE-BLIND ONLY GROSS		NON-DISABILITY IN- CLUDING RESERVES- GROSS		NON-DISABILITY EX- CLUDING RESERVES- GROSS		DISABLY ONLY GROSS	
	7	0	7	0	0	0	0	0	0	0	0	0
10000-1999	11	0	11	0	0	0	0	0	0	0	0	7
2000-2999	16	0	16	0	0	0	0	0	0	0	0	11
3000-3999	19	33	47	33	2	2	2	2	2	2	2	16
4000-4999	85	83	44	54	39	29	40	29	1	0	0	43
5000-5999	106	120	51	64	55	52	56	52	1	0	0	50
6000-6999	56	62	22	34	34	32	36	32	3	0	0	20
7000-7999	101	87	47	50	54	37	86	68	32	31	0	29
8000-8999	160	173	125	122	35	51	148	152	113	101	0	15
9000-9999	110	84	83	53	27	31	103	81	176	150	0	12
10000-10999	220	240	189	217	31	23	209	226	178	203	0	11
11000-11999	120	127	102	101	18	26	116	121	98	95	0	14
12000-12999	21	19	63	40	7	19	85	102	77	83	0	6
13000-13999	29	20	62	56	7	4	69	56	52	52	0	7
14000-14999	55	46	52	40	3	6	52	43	49	37	0	4
15000-15999	71	84	70	60	1	4	70	62	69	74	0	3
16000-16999	70	76	68	72	2	4	63	73	69	69	0	3
17000-17999	55	37	54	37	0	0	53	36	52	36	0	3
18000-18999	97	117	97	116	0	1	95	115	95	114	0	2
19000-19999	33	31	33	30	0	1	31	26	31	25	0	2
20000-20999	28	40	28	40	0	0	27	27	27	27	0	1
21000-21999	21	21	21	21	0	0	21	21	21	21	0	0
22000-22999	14	14	14	14	0	0	14	14	14	14	0	0
23000-23999	19	5	10	5	0	0	10	5	10	5	0	0
24000-24999	3	6	3	6	0	0	3	6	3	6	0	0
25000-25999	5	6	5	6	0	0	5	6	5	6	0	0
26000-26999	5	6	5	6	0	0	5	6	5	6	0	0
27000-27999	3	3	3	3	0	0	3	3	3	3	0	0
28000-28999	3	3	3	3	0	0	3	3	3	3	0	0
29000-29999	3	3	3	3	0	0	3	3	3	3	0	0
30000-30999	3	3	3	3	0	0	3	3	3	3	0	0
31000-31999	3	3	3	3	0	0	3	3	3	3	0	0
32000-32999	3	3	3	3	0	0	3	3	3	3	0	0
33000-33999	3	3	3	3	0	0	3	3	3	3	0	0
34000-34999	3	3	3	3	0	0	3	3	3	3	0	0
35000-35999	3	3	3	3	0	0	3	3	3	3	0	0
36000-36999	3	3	3	3	0	0	3	3	3	3	0	0
37000-37999	3	3	3	3	0	0	3	3	3	3	0	0
38000-38999	3	3	3	3	0	0	3	3	3	3	0	0
39000-39999	3	3	3	3	0	0	3	3	3	3	0	0
40000-40999	3	3	3	3	0	0	3	3	3	3	0	0
41000-41999	3	3	3	3	0	0	3	3	3	3	0	0
42000-42999	3	3	3	3	0	0	3	3	3	3	0	0
43000-43999	3	3	3	3	0	0	3	3	3	3	0	0
44000-44999	3	3	3	3	0	0	3	3	3	3	0	0
45000-45999	3	3	3	3	0	0	3	3	3	3	0	0
46000-46999	3	3	3	3	0	0	3	3	3	3	0	0
47000-47999	3	3	3	3	0	0	3	3	3	3	0	0
48000-48999	3	3	3	3	0	0	3	3	3	3	0	0
49000-49999	3	3	3	3	0	0	3	3	3	3	0	0
50000-50999	3	3	3	3	0	0	3	3	3	3	0	0
51000-51999	3	3	3	3	0	0	3	3	3	3	0	0
52000-52999	3	3	3	3	0	0	3	3	3	3	0	0
53000-53999	3	3	3	3	0	0	3	3	3	3	0	0
54000-54999	3	3	3	3	0	0	3	3	3	3	0	0
55000-55999	3	3	3	3	0	0	3	3	3	3	0	0
56000-56999	3	3	3	3	0	0	3	3	3	3	0	0
57000-57999	3	3	3	3	0	0	3	3	3	3	0	0
58000-58999	3	3	3	3	0	0	3	3	3	3	0	0
59000-59999	3	3	3	3	0	0	3	3	3	3	0	0
60000-60999	3	3	3	3	0	0	3	3	3	3	0	0
61000-61999	3	3	3	3	0	0	3	3	3	3	0	0
62000-62999	3	3	3	3	0	0	3	3	3	3	0	0
63000-63999	3	3	3	3	0	0	3	3	3	3	0	0
64000-64999	3	3	3	3	0	0	3	3	3	3	0	0
65000-65999	3	3	3	3	0	0	3	3	3	3	0	0
66000-66999	3	3	3	3	0	0	3	3	3	3	0	0
67000-67999	3	3	3	3	0	0	3	3	3	3	0	0
68000-68999	3	3	3	3	0	0	3	3	3	3	0	0
69000-69999	3	3	3	3	0	0	3	3	3	3	0	0
70000-70999	3	3	3	3	0	0	3	3	3	3	0	0
71000-71999	3	3	3	3	0	0	3	3	3	3	0	0
72000-72999	3	3	3	3	0	0	3	3	3	3	0	0
73000-73999	3	3	3	3	0	0	3	3	3	3	0	0
74000-74999	3	3	3	3	0	0	3	3	3	3	0	0
75000-75999	3	3	3	3	0	0	3	3	3	3	0	0
76000-76999	3	3	3	3	0	0	3	3	3	3	0	0
77000-77999	3	3	3	3	0	0	3	3	3	3	0	0
78000-78999	3	3	3	3	0	0	3	3	3	3	0	0
79000-79999	3	3	3	3	0	0	3	3	3	3	0	0
80000-80999	3	3	3	3	0	0	3	3	3	3	0	0
81000-81999	3	3	3	3	0	0	3	3	3	3	0	0
82000-82999	3	3	3	3	0	0	3	3	3	3	0	0
83000-83999	3	3	3	3	0	0	3	3	3	3	0	0
84000-84999	3	3	3	3	0	0	3	3	3	3	0	0
85000-85999	3	3	3	3	0	0	3	3	3	3	0	0
86000-86999	3	3	3	3	0	0	3	3	3	3	0	0
87000-87999	3	3	3	3	0	0	3	3	3	3	0	0
88000-88999	3	3	3	3	0	0	3	3	3	3	0	0
89000-89999	3	3	3	3	0	0	3	3	3	3	0	0
90000-90999	3	3	3	3	0	0	3	3	3	3	0	0
91000-91999	3	3	3	3	0	0	3	3	3	3	0	0
92000-92999	3	3	3	3	0	0	3	3	3	3	0	0
93000-93999	3	3	3	3	0	0	3	3	3	3	0	0
94000-94999	3	3	3	3	0	0	3	3	3	3	0	0
95000-95999	3	3	3	3	0	0	3	3	3	3	0	0
96000-96999	3	3	3	3	0	0	3	3	3	3	0	0
97000-97999	3	3	3	3	0	0	3	3	3	3	0	0
98000-98999	3	3	3	3	0	0	3	3	3	3	0	0
99000-99999	3	3	3	3	0	0	3	3	3	3	0	0
UNKNOW	3	3	3	3	0	0	3	3	3	3	0	0
TOTAL	1831	1866	1497	1532	334	334	1558	1560	1224	1226	273	306

ANNUAL \$ IS THE MONTHLY AMOUNT PAID IN SEPTEMBER/1983 TIMES 12.
 NET RETIRED PAY* IS THE AMOUNT CHARGEABLE TO THE APPROPRIATION AFTER DEDUCTING FROM *GROSS RETIRED PAY* SURVIVOR PAYMENTS, DUAL COMPENSATION REDUCTIONS, VA PAYMENTS AND THE LIKE, BUT BEFORE MAKING INDIVIDUAL DEDUCTIONS SUCH AS FOR INCOME TAXES OR SAVINGS BONDS
 NET FIGURES INCLUDE ONLY RETIREES RECEIVING PAYMENT FROM DOD AND HAVE NOT BEEN ADJUSTED TO DOD BUDGET FIGURES.
 GROSS FIGURES ALSO INCLUDE RETIREES WITH COMPLETE OFFSETS WHO DO NOT RECEIVE ANY PAYMENT FROM DOD.
 FISCAL YEAR 1983 FIGURES ARE PRELIMINARY AND SUBJECT TO MINOR ADJUSTMENTS. SEPTEMBER 30, 1983 DMDC - OFFICE OF THE CDD ACTUARY

NUMBER OF MILITARY PERSONNEL RETIRED DURING FY1993 AND ON DOD RETIRED ROLLS AS OF SEPT 30, 1983 BY ANNUAL GROSS/NET \$ GROUPINGS

ANNUAL \$	ALL RETIREES IN- SAVING RESERVE		ALL RETIREES EX- CLUDING RESERVE		RESERVE REL. ONLY		NON-DISABILITY IN- CLUDING RESERVE		NON-DISABILITY EX- CLUDING RESERVE		DISABILITY ONLY	
	NET GROSS	GROSS	NET GROSS	GROSS	NET GROSS	GROSS	NET GROSS	GROSS	NET GROSS	GROSS	NET GROSS	GROSS
1-999	26	6	21	0	5	0	4	0	5	0	14	0
1000-1999	44	5	35	0	9	5	15	6	6	0	24	0
2000-2999	114	54	49	2	65	52	52	7	7	0	42	0
3000-3999	264	201	94	56	174	145	176	22	22	2	72	54
4000-4999	659	453	116	83	543	370	502	39	39	5	77	78
5000-5999	984	744	206	154	682	590	797	115	115	17	91	137
6000-6999	1374	1042	323	241	1021	871	1042	150	150	27	65	190
7000-7999	2323	1742	581	442	1841	1400	1841	241	241	54	107	294
8000-8999	3350	2442	898	684	2666	2058	2666	608	608	113	157	461
9000-9999	4671	3359	1312	1000	3671	2659	3671	1012	1012	164	217	644
10000-10999	6331	4599	1732	1300	5031	3699	5031	1332	1332	216	287	819
11000-11999	8111	5899	2212	1666	6441	4733	6441	1712	1712	282	374	1056
12000-12999	10011	7299	2712	2000	7911	5799	7911	2112	2112	342	454	1366
13000-13999	12011	8799	3212	2399	9311	6899	9311	2512	2512	402	534	1650
14000-14999	14011	10299	3712	2799	10711	7999	10711	2912	2912	462	614	1914
15000-15999	16011	11799	4212	3199	12111	9099	12111	3312	3312	512	674	2214
16000-16999	18011	13299	4712	3599	13511	10299	13511	3712	3712	562	734	2414
17000-17999	20011	14799	5212	4099	15011	11499	15011	4112	4112	612	804	2614
18000-18999	22011	16299	5712	4499	16511	12699	16511	4512	4512	662	874	2814
19000-19999	24011	17799	6212	5099	18011	13899	18011	4912	4912	712	944	3014
20000-20999	26011	19299	6712	5499	19511	15099	19511	5312	5312	762	1014	3214
21000-21999	28011	20799	7212	6099	21011	16299	21011	5712	5712	812	1084	3414
22000-22999	30011	22299	7712	6499	22511	17499	22511	6112	6112	862	1154	3614
23000-23999	32011	23799	8212	7099	24011	18699	24011	6512	6512	912	1224	3814
24000-24999	34011	25299	8712	7499	25511	20099	25511	6912	6912	962	1294	4014
25000-25999	36011	26799	9212	8099	27011	21299	27011	7312	7312	1012	1364	4214
26000-26999	38011	28299	9712	8499	28511	22699	28511	7712	7712	1062	1434	4414
27000-27999	40011	29799	10212	9099	30011	23899	30011	8112	8112	1112	1504	4614
28000-28999	42011	31299	10712	9499	31511	25299	31511	8512	8512	1162	1574	4814
29000-29999	44011	32799	11212	10099	33011	26499	33011	8912	8912	1212	1644	5014
30000-30999	46011	34299	11712	10499	34511	27899	34511	9312	9312	1262	1714	5214
31000-31999	48011	35799	12212	11099	36011	29099	36011	9712	9712	1312	1784	5414
32000-32999	50011	37299	12712	11499	37511	30499	37511	10112	10112	1362	1854	5614
33000-33999	52011	38799	13212	12099	39011	31699	39011	10512	10512	1412	1924	5814
34000-34999	54011	40299	13712	12499	40511	33099	40511	10912	10912	1462	1994	6014
35000-35999	56011	41799	14212	13099	42011	34299	42011	11312	11312	1512	2064	6214
36000-36999	58011	43299	14712	13499	43511	35699	43511	11712	11712	1562	2134	6414
37000-37999	60011	44799	15212	14099	45011	36899	45011	12112	12112	1612	2204	6614
38000-38999	62011	46299	15712	14499	46511	38299	46511	12512	12512	1662	2274	6814
39000-39999	64011	47799	16212	15099	48011	39499	48011	12912	12912	1712	2344	7014
40000-40999	66011	49299	16712	15499	49511	40899	49511	13312	13312	1762	2414	7214
41000-41999	68011	50799	17212	16099	51011	42099	51011	13712	13712	1812	2484	7414
42000-42999	70011	52299	17712	16499	52511	43499	52511	14112	14112	1862	2554	7614
43000-43999	72011	53799	18212	17099	54011	44699	54011	14512	14512	1912	2624	7814
44000-44999	74011	55299	18712	17499	55511	46099	55511	14912	14912	1962	2694	8014
45000-45999	76011	56799	19212	18099	57011	47299	57011	15312	15312	2012	2764	8214
46000-46999	78011	58299	19712	18499	58511	48699	58511	15712	15712	2062	2834	8414
47000-47999	80011	59799	20212	19099	60011	49899	60011	16112	16112	2112	2904	8614
48000-48999	82011	61299	20712	19499	61511	51299	61511	16512	16512	2162	2974	8814
49000-49999	84011	62799	21212	20099	63011	52499	63011	16912	16912	2212	3044	9014
50000-50999	86011	64299	21712	20499	64511	53899	64511	17312	17312	2262	3114	9214
51000-51999	88011	65799	22212	21099	66011	55099	66011	17712	17712	2312	3184	9414
52000-52999	90011	67299	22712	21499	67511	56499	67511	18112	18112	2362	3254	9614
53000-53999	92011	68799	23212	22099	69011	57699	69011	18512	18512	2412	3324	9814
54000-54999	94011	70299	23712	22499	70511	59099	70511	18912	18912	2462	3394	10014
55000-55999	96011	71799	24212	23099	72011	60299	72011	19312	19312	2512	3464	10214
56000-56999	98011	73299	24712	23499	73511	61699	73511	19712	19712	2562	3534	10414
57000-57999	100011	74799	25212	24099	75011	62899	75011	20112	20112	2612	3604	10614
58000-58999	102011	76299	25712	24499	76511	64299	76511	20512	20512	2662	3674	10814
59000-59999	104011	77799	26212	25099	78011	65499	78011	20912	20912	2712	3744	11014
60000-60999	106011	79299	26712	25499	79511	66899	79511	21312	21312	2762	3814	11214
61000-61999	108011	80799	27212	26099	81011	68099	81011	21712	21712	2812	3884	11414
62000-62999	110011	82299	27712	26499	82511	69499	82511	22112	22112	2862	3954	11614
63000-63999	112011	83799	28212	27099	84011	70699	84011	22512	22512	2912	4024	11814
64000-64999	114011	85299	28712	27499	85511	72099	85511	22912	22912	2962	4094	12014
65000-65999	116011	86799	29212	28099	87011	73299	87011	23312	23312	3012	4164	12214
66000-66999	118011	88299	29712	28499	88511	74699	88511	23712	23712	3062	4234	12414
67000-67999	120011	89799	30212	29099	90011	75899	90011	24112	24112	3112	4304	12614
68000-68999	122011	91299	30712	29499	91511	77299	91511	24512	24512	3162	4374	12814
69000-69999	124011	92799	31212	30099	93011	78499	93011	24912	24912	3212	4444	13014
70000-70999	126011	94299	31712	30499	94511	79899	94511	25312	25312	3262	4514	13214
71000-71999	128011	95799	32212	31099	96011	81099	96011	25712	25712	3312	4584	13414
72000-72999	130011	97299	32712	31499	97511	82499	97511	26112	26112	3362	4654	13614
73000-73999	132011	98799	33212	32099	99011	83699	99011	26512	26512	3412	4724	13814
74000-74999	134011	100299	33712	32499	100511	85099	100511	26912	26912	3462	4794	14014
75000-75999	136011	101799	34212	33099	102011	86299	102011	27312	27312	3512	4864	14214
76000-76999	138011	103299	34712	33499	103511	87699	103511	27712	27712	3562	4934	14414
77000-77999	140011	104799	35212	34099	105011	88899	105011	28112	28112	3612	5004	14614
78000-78999	142011	106299	35712	34499	106511	90299	106511	28512	28512	3662	5074	14814
79000-79999	144011	107799	36212	35099	108011	91499	108011	28912	28912	3712	5144	15014
80000-80999	146011	109299	36712	35499	109511	92899	109511	29312	29312	3762	5214	15214
81000-81999	148011	110799	37212	36099	111011	94099	111011	29712	29712	3812	5284	15414
82000-82999	150011	112299	37712	36499	112511	95499	112511	30112	30112	3862	5354	15614
83000-83999	152011	113799	38212	37099	114011	96699	114011	30512	30512	3912	5424	15814
84000-84999	154011	115299	38712	37499	115511	98099	115511	30912	30912	3962	5494	16014
85000-85999	156011	116799	39212	38099	117011	99299	117011	31312	31312	4012	5564	16214
86000-86999	158011	118299	39712	38499	118511	100699	118511	31712	31712	4062	5634	16414
87000-87999	160011	119799	40212	39099	120011	101899	120011	32112	32112	4112	5704	16614
88000-88999	162011	121299	40712	39499	121511	103299	121511	32512	32512	4162	5774	16814
89000-89999	164											

NUMBER OF MILITARY PERSONNEL RETIRED DURING FY1983 AND ON DOD RETIRED ROLLS AS OF SEPT 30, 1983 BY ANNUAL GROSS/NET & GROUPINGS

ANNUAL \$	ALL RETIREES IN- CLOUDING NET RESERVE		ALL RETIREES EX- CLOUDING NET RESERVE		RESERVE RETIRED ONLY NET GROSS		NON-DISABILITY IN- CLOUDING NET GROSS		NON-DISABILITY EX- CLOUDING NET GROSS		DISABILIALLY ONLY NET GROSS	
1-1999	174	2	161	13	0	18	0	5	0	156	2	2
2000-2999	24	24	207	180	27	27	0	19	0	291	0	0
3000-3999	194	69	379	309	70	70	0	50	0	429	0	0
4000-4999	1797	609	1088	488	600	488	0	89	0	570	0	0
5000-5999	1786	609	1097	488	609	488	0	89	0	497	0	0
6000-6999	2721	794	1727	633	1094	633	0	1061	0	513	0	0
7000-7999	2612	923	1689	766	923	766	0	1466	0	316	0	0
8000-8999	4988	1404	3584	1180	2404	1180	0	2404	0	273	0	0
9000-9999	5181	1519	3662	1298	2364	1298	0	2364	0	211	0	0
10000-10999	3134	3189	3192	3189	0	3189	0	3189	0	504	0	0
11000-11999	4084	1554	2530	1000	1530	1000	0	1530	0	2971	0	0
12000-12999	2496	1474	1022	478	544	478	0	544	0	111	0	0
13000-13999	2496	1474	1022	478	544	478	0	544	0	168	0	0
14000-14999	1177	1381	1938	126	812	126	0	812	0	271	0	0
15000-15999	1209	731	1158	46	662	46	0	662	0	71	0	0
16000-16999	1511	193	1318	21	1297	21	0	1297	0	123	0	0
17000-17999	1144	1145	1133	11	1122	11	0	1122	0	83	0	0
18000-18999	1167	1159	1144	27	1117	27	0	1117	0	98	0	0
19000-19999	1320	1464	1008	12	996	12	0	996	0	63	0	0
20000-20999	32	32	32	0	0	0	0	0	0	197	0	0
21000-21999	24	24	24	0	0	0	0	0	0	140	0	0
22000-22999	24	24	24	0	0	0	0	0	0	123	0	0
23000-23999	24	24	24	0	0	0	0	0	0	83	0	0
24000-24999	24	24	24	0	0	0	0	0	0	0	0	0
25000-25999	24	24	24	0	0	0	0	0	0	0	0	0
26000-26999	24	24	24	0	0	0	0	0	0	0	0	0
27000-27999	145	145	145	0	145	0	0	145	0	15	0	0
28000-28999	140	140	140	0	140	0	0	140	0	15	0	0
29000-29999	173	173	173	0	173	0	0	173	0	15	0	0
30000-30999	41	41	41	0	41	0	0	41	0	15	0	0
31000-31999	140	140	140	0	140	0	0	140	0	15	0	0
32000-32999	24	24	24	0	24	0	0	24	0	15	0	0
33000-33999	123	123	123	0	123	0	0	123	0	15	0	0
34000-34999	123	123	123	0	123	0	0	123	0	15	0	0
35000-35999	123	123	123	0	123	0	0	123	0	15	0	0
36000-36999	123	123	123	0	123	0	0	123	0	15	0	0
37000-37999	123	123	123	0	123	0	0	123	0	15	0	0
38000-38999	123	123	123	0	123	0	0	123	0	15	0	0
39000-39999	123	123	123	0	123	0	0	123	0	15	0	0
40000-40999	123	123	123	0	123	0	0	123	0	15	0	0
41000-41999	123	123	123	0	123	0	0	123	0	15	0	0
42000-42999	123	123	123	0	123	0	0	123	0	15	0	0
43000-43999	123	123	123	0	123	0	0	123	0	15	0	0
44000-44999	123	123	123	0	123	0	0	123	0	15	0	0
45000-45999	123	123	123	0	123	0	0	123	0	15	0	0
46000-46999	123	123	123	0	123	0	0	123	0	15	0	0
47000-47999	123	123	123	0	123	0	0	123	0	15	0	0
48000-48999	123	123	123	0	123	0	0	123	0	15	0	0
49000-49999	123	123	123	0	123	0	0	123	0	15	0	0
50000-50999	123	123	123	0	123	0	0	123	0	15	0	0
51000-51999	123	123	123	0	123	0	0	123	0	15	0	0
52000-52999	123	123	123	0	123	0	0	123	0	15	0	0
53000-53999	123	123	123	0	123	0	0	123	0	15	0	0
54000-54999	123	123	123	0	123	0	0	123	0	15	0	0
55000-55999	123	123	123	0	123	0	0	123	0	15	0	0
56000-56999	123	123	123	0	123	0	0	123	0	15	0	0
57000-57999	123	123	123	0	123	0	0	123	0	15	0	0
58000-58999	123	123	123	0	123	0	0	123	0	15	0	0
59000-59999	123	123	123	0	123	0	0	123	0	15	0	0
60000-60999	123	123	123	0	123	0	0	123	0	15	0	0
61000-61999	123	123	123	0	123	0	0	123	0	15	0	0
62000-62999	123	123	123	0	123	0	0	123	0	15	0	0
63000-63999	123	123	123	0	123	0	0	123	0	15	0	0
64000-64999	123	123	123	0	123	0	0	123	0	15	0	0
65000-65999	123	123	123	0	123	0	0	123	0	15	0	0
66000-66999	123	123	123	0	123	0	0	123	0	15	0	0
67000-67999	123	123	123	0	123	0	0	123	0	15	0	0
68000-68999	123	123	123	0	123	0	0	123	0	15	0	0
69000-69999	123	123	123	0	123	0	0	123	0	15	0	0
UNKNOW	3	3	3	0	3	0	0	3	0	0	0	0
TOTAL	43766	44784	33735	34636	10031	10148	39906	40158	29875	30010	3860	4626

*ANNUAL \$ IS THE MONTHLY AMOUNT PAID IN SEPTEMBER 1983 TIMES 12.
 NET RETIRED PAY IS THE AMOUNT CHARGEABLE TO THE APPROPRIATION AFTER DEDUCTING FROM "GROSS RETIRED PAY" SURVIVOR PAYMENTS, DUAL COMPENSATION REDUCTIONS, VA PAYMENTS AND THE LIKE, BUT BEFORE MAKING INDIVIDUAL DEDUCTIONS SUCH AS FOR INCOME TAXES OR SAVINGS BONDS
 NET FIGURES INCLUDE ONLY RETIREES RECEIVING PAYMENT FROM DOD AND HAVE NOT BEEN ADJUSTED TO DOD BUDGET FIGURES.
 GROSS FIGURES ALSO INCLUDE RETIREES WITH COMPLETE OFFSETS WHO DO NOT RECEIVE ANY PAYMENT FROM DOD.
 FISCAL YEAR 1993 FIGURES ARE PRELIMINARY AND SUBJECT TO MINOR ADJUSTMENTS. SEPTEMBER 30, 1993 CMDC - OFFICE OF THE CDD ACTUARY

ENLISTED AVERAGE MONTHLY ACTIVE DUTY BASIC PAY BY ACTIVE YEARS OF SERVICE AND AGE FOR FY1983 VALUATION

AGE	YEARS OF ACTIVE SERVICE																																	
	1	2	3	4	5	6	7	8	9	10	11	12	13	14	15	16	17	18	19	20	21	22	23	24	25	26	27	28	29	30	AUG			
16	523	523	523	523	523	523	523	523	523	523	523	523	523	523	523	523	523	523	523	523	523	523	523	523	523	523	523	523	523	523	523	523		
17	523	523	523	523	523	523	523	523	523	523	523	523	523	523	523	523	523	523	523	523	523	523	523	523	523	523	523	523	523	523	523	523		
18	523	523	523	523	523	523	523	523	523	523	523	523	523	523	523	523	523	523	523	523	523	523	523	523	523	523	523	523	523	523	523	523		
19	523	523	523	523	523	523	523	523	523	523	523	523	523	523	523	523	523	523	523	523	523	523	523	523	523	523	523	523	523	523	523	523		
20	523	523	523	523	523	523	523	523	523	523	523	523	523	523	523	523	523	523	523	523	523	523	523	523	523	523	523	523	523	523	523	523		
21	523	523	523	523	523	523	523	523	523	523	523	523	523	523	523	523	523	523	523	523	523	523	523	523	523	523	523	523	523	523	523	523		
22	523	523	523	523	523	523	523	523	523	523	523	523	523	523	523	523	523	523	523	523	523	523	523	523	523	523	523	523	523	523	523	523		
23	523	523	523	523	523	523	523	523	523	523	523	523	523	523	523	523	523	523	523	523	523	523	523	523	523	523	523	523	523	523	523	523	523	
24	523	523	523	523	523	523	523	523	523	523	523	523	523	523	523	523	523	523	523	523	523	523	523	523	523	523	523	523	523	523	523	523	523	
25	523	523	523	523	523	523	523	523	523	523	523	523	523	523	523	523	523	523	523	523	523	523	523	523	523	523	523	523	523	523	523	523	523	523
26	523	523	523	523	523	523	523	523	523	523	523	523	523	523	523	523	523	523	523	523	523	523	523	523	523	523	523	523	523	523	523	523	523	523
27	523	523	523	523	523	523	523	523	523	523	523	523	523	523	523	523	523	523	523	523	523	523	523	523	523	523	523	523	523	523	523	523	523	523
28	523	523	523	523	523	523	523	523	523	523	523	523	523	523	523	523	523	523	523	523	523	523	523	523	523	523	523	523	523	523	523	523	523	523
29	523	523	523	523	523	523	523	523	523	523	523	523	523	523	523	523	523	523	523	523	523	523	523	523	523	523	523	523	523	523	523	523	523	523
30	523	523	523	523	523	523	523	523	523	523	523	523	523	523	523	523	523	523	523	523	523	523	523	523	523	523	523	523	523	523	523	523	523	523
AUG	523	523	523	523	523	523	523	523	523	523	523	523	523	523	523	523	523	523	523	523	523	523	523	523	523	523	523	523	523	523	523	523	523	523

NOTE: BASIC PAY INCLUDES OCT1983 PAY INCREASE.
 AGE IS AT NEAREST BIRTHDAY.
 3MOC - CDD ACTUARY'S OFFICE

ALL 700 AVERAGE MONTHLY ACTIVE DUTY BASIC PAY BY ACTIVE YEARS OF SERVICE AND AGE FOR FY1983 VALUATION

AGE	YEARS OF ACTIVE SERVICE																				AUG										
	1	2	3	4	5	6	7	8	9	10	11	12	13	14	15	16	17	18	19	20		21	22	23	24	25	26	27	28	29	30+
15	675	675	675	675	675	675	675	675	675	675	675	675	675	675	675	675	675	675	675	675	675	675	675	675	675	675	675	675	675	675	675
16	675	675	675	675	675	675	675	675	675	675	675	675	675	675	675	675	675	675	675	675	675	675	675	675	675	675	675	675	675	675	675
17	675	675	675	675	675	675	675	675	675	675	675	675	675	675	675	675	675	675	675	675	675	675	675	675	675	675	675	675	675	675	675
18	675	675	675	675	675	675	675	675	675	675	675	675	675	675	675	675	675	675	675	675	675	675	675	675	675	675	675	675	675	675	675
19	675	675	675	675	675	675	675	675	675	675	675	675	675	675	675	675	675	675	675	675	675	675	675	675	675	675	675	675	675	675	675
20	675	675	675	675	675	675	675	675	675	675	675	675	675	675	675	675	675	675	675	675	675	675	675	675	675	675	675	675	675	675	675
21	675	675	675	675	675	675	675	675	675	675	675	675	675	675	675	675	675	675	675	675	675	675	675	675	675	675	675	675	675	675	675
22	675	675	675	675	675	675	675	675	675	675	675	675	675	675	675	675	675	675	675	675	675	675	675	675	675	675	675	675	675	675	675
23	675	675	675	675	675	675	675	675	675	675	675	675	675	675	675	675	675	675	675	675	675	675	675	675	675	675	675	675	675	675	675
24	675	675	675	675	675	675	675	675	675	675	675	675	675	675	675	675	675	675	675	675	675	675	675	675	675	675	675	675	675	675	675
25	675	675	675	675	675	675	675	675	675	675	675	675	675	675	675	675	675	675	675	675	675	675	675	675	675	675	675	675	675	675	675
26	675	675	675	675	675	675	675	675	675	675	675	675	675	675	675	675	675	675	675	675	675	675	675	675	675	675	675	675	675	675	675
27	675	675	675	675	675	675	675	675	675	675	675	675	675	675	675	675	675	675	675	675	675	675	675	675	675	675	675	675	675	675	675
28	675	675	675	675	675	675	675	675	675	675	675	675	675	675	675	675	675	675	675	675	675	675	675	675	675	675	675	675	675	675	675
29	675	675	675	675	675	675	675	675	675	675	675	675	675	675	675	675	675	675	675	675	675	675	675	675	675	675	675	675	675	675	675
30+	675	675	675	675	675	675	675	675	675	675	675	675	675	675	675	675	675	675	675	675	675	675	675	675	675	675	675	675	675	675	675

NOTES: BASIC PAY FIGURES INCLUDE OCT/1983 PAY INCREASE.
 BASIC PAY FIGURES HAVE NOT BEEN ADJUSTED.
 AGE IS AGE NEAREST BIRTHDAY.

DMDC - DDD ACTUARY'S OFFICE

OFFICERS ACTIVE DUTY PERSONNEL BY YEARS OF SERVICE AND AGE FOR FY1983 VALUATION

AGE	YEARS OF ACTIVE SERVICE													TOTAL		
	16	17	18	19	20	21	22	23	24	25	26	27	28		29	30+
16	0	0	0	0	0	0	0	0	0	0	0	0	0	0	0	0
17	0	0	0	0	0	0	0	0	0	0	0	0	0	0	0	0
18	0	0	0	0	0	0	0	0	0	0	0	0	0	0	0	0
19	0	0	0	0	0	0	0	0	0	0	0	0	0	0	0	0
20	0	0	0	0	0	0	0	0	0	0	0	0	0	0	0	0
21	0	0	0	0	0	0	0	0	0	0	0	0	0	0	0	0
22	0	0	0	0	0	0	0	0	0	0	0	0	0	0	0	0
23	0	0	0	0	0	0	0	0	0	0	0	0	0	0	0	0
24	0	0	0	0	0	0	0	0	0	0	0	0	0	0	0	0
25	0	0	0	0	0	0	0	0	0	0	0	0	0	0	0	0
26	0	0	0	0	0	0	0	0	0	0	0	0	0	0	0	0
27	0	0	0	0	0	0	0	0	0	0	0	0	0	0	0	0
28	0	0	0	0	0	0	0	0	0	0	0	0	0	0	0	0
29	0	0	0	0	0	0	0	0	0	0	0	0	0	0	0	0
30+	0	0	0	0	0	0	0	0	0	0	0	0	0	0	0	0
TOTAL	0	0	0	0	0	0	0	0	0	0	0	0	0	0	0	0
16	0	0	0	0	0	0	0	0	0	0	0	0	0	0	0	0
17	0	0	0	0	0	0	0	0	0	0	0	0	0	0	0	0
18	0	0	0	0	0	0	0	0	0	0	0	0	0	0	0	0
19	0	0	0	0	0	0	0	0	0	0	0	0	0	0	0	0
20	0	0	0	0	0	0	0	0	0	0	0	0	0	0	0	0
21	0	0	0	0	0	0	0	0	0	0	0	0	0	0	0	0
22	0	0	0	0	0	0	0	0	0	0	0	0	0	0	0	0
23	0	0	0	0	0	0	0	0	0	0	0	0	0	0	0	0
24	0	0	0	0	0	0	0	0	0	0	0	0	0	0	0	0
25	0	0	0	0	0	0	0	0	0	0	0	0	0	0	0	0
26	0	0	0	0	0	0	0	0	0	0	0	0	0	0	0	0
27	0	0	0	0	0	0	0	0	0	0	0	0	0	0	0	0
28	0	0	0	0	0	0	0	0	0	0	0	0	0	0	0	0
29	0	0	0	0	0	0	0	0	0	0	0	0	0	0	0	0
30+	0	0	0	0	0	0	0	0	0	0	0	0	0	0	0	0
TOTAL	0	0	0	0	0	0	0	0	0	0	0	0	0	0	0	0

AVERAGE AGE 33.68 AVERAGE YAS 9.76

NOTES: NUMBERS HAVE BEEN ADJUSTED TO BUDGET.
AGE IS AGE NEAREST BIRTHDAY.

OMDC - UOD ACTUARY OFFICE

ENLISTED ACTIVE DUTY PERSONNEL BY YEARS OF SERVICE AND AGE FOR FY1983 VALUATION

AGE	YEARS OF ACTIVE SERVICE											TOTAL				
	16	17	18	19	20	21	22	23	24	25	26		27	28	29	30+
16	0	0	0	0	0	0	0	0	0	0	0	0	0	0	0	0
17	0	0	0	0	0	0	0	0	0	0	0	0	0	0	0	0
18	0	0	0	0	0	0	0	0	0	0	0	0	0	0	0	0
19	0	0	0	0	0	0	0	0	0	0	0	0	0	0	0	0
20	0	0	0	0	0	0	0	0	0	0	0	0	0	0	0	0
21	0	0	0	0	0	0	0	0	0	0	0	0	0	0	0	0
22	0	0	0	0	0	0	0	0	0	0	0	0	0	0	0	0
23	0	0	0	0	0	0	0	0	0	0	0	0	0	0	0	0
24	0	0	0	0	0	0	0	0	0	0	0	0	0	0	0	0
25	0	0	0	0	0	0	0	0	0	0	0	0	0	0	0	0
26	0	0	0	0	0	0	0	0	0	0	0	0	0	0	0	0
27	0	0	0	0	0	0	0	0	0	0	0	0	0	0	0	0
28	0	0	0	0	0	0	0	0	0	0	0	0	0	0	0	0
29	0	0	0	0	0	0	0	0	0	0	0	0	0	0	0	0
30+	0	0	0	0	0	0	0	0	0	0	0	0	0	0	0	0
TOTAL	0	0	0	0	0	0	0	0	0	0	0	0	0	0	0	0

NOTES: NUMBERS HAVE BEEN ADJUSTED TO BUDGET. AGE IS AGE NEAREST BIRTHDAY.

DMDC - DOD ACTUARY OFFICE

ALL DOD ACTIVE DUTY PERSONNEL BY YEARS OF SERVICE AND AGE FOR FY1983 VALUATION

AGE	YEARS OF ACTIVE SERVICE															14	15
	0	1	2	3	4	5	5	6	7	8	9	10	11	12	13		
16	0	0	0	0	0	0	0	0	0	0	0	0	0	0	0	0	0
17	600	0	0	0	0	0	0	0	0	0	0	0	0	0	0	0	0
18	1970	719	0	0	0	0	0	0	0	0	0	0	0	0	0	0	0
19	3750	38244	1330	98	6	0	0	0	0	0	0	0	0	0	0	0	0
20	5500	68244	4030	98	6	0	0	0	0	0	0	0	0	0	0	0	0
21	3075	5133	67056	3160	762	0	0	0	0	0	0	0	0	0	0	0	0
22	22315	50773	20329	32229	1709	681	0	0	0	0	0	0	0	0	0	0	0
23	22370	23319	30041	37433	1709	681	0	0	0	0	0	0	0	0	0	0	0
24	17657	17351	21119	22773	22924	1398	14	0	0	0	0	0	0	0	0	0	0
25	8657	11994	16254	17116	22528	6205	335	1	0	0	0	0	0	0	0	0	0
26	6167	8586	10785	14116	13706	16901	7436	2	0	0	0	0	0	0	0	0	0
27	3407	2297	7126	9201	11776	12451	13078	358	0	0	0	0	0	0	0	0	0
28	2423	3277	3708	6252	7400	10333	10560	7289	0	0	0	0	0	0	0	0	0
29	1779	3277	2694	3204	3875	4571	7318	9800	0	0	0	0	0	0	0	0	0
30	1779	2228	2694	3204	3875	4571	7318	6599	0	0	0	0	0	0	0	0	0
31	1259	1440	1862	2378	2987	3805	4789	5843	0	0	0	0	0	0	0	0	0
32	1974	1132	1455	1958	2487	3282	4202	5051	0	0	0	0	0	0	0	0	0
33	721	323	1052	1191	1566	1899	2306	2894	0	0	0	0	0	0	0	0	0
34	558	525	882	1104	1137	1366	1661	2021	0	0	0	0	0	0	0	0	0
35	420	525	752	976	1205	1587	2021	2557	0	0	0	0	0	0	0	0	0
36	221	476	657	709	857	1054	1316	1656	0	0	0	0	0	0	0	0	0
37	100	311	528	598	657	754	871	1056	0	0	0	0	0	0	0	0	0
38	49	121	208	255	274	317	395	495	0	0	0	0	0	0	0	0	0
39	33	121	172	173	202	232	289	341	0	0	0	0	0	0	0	0	0
40	46	111	135	139	131	138	200	236	0	0	0	0	0	0	0	0	0
41	22	199	114	116	109	108	170	196	0	0	0	0	0	0	0	0	0
42	22	56	60	60	59	59	64	62	0	0	0	0	0	0	0	0	0
43	20	50	59	78	63	63	39	49	0	0	0	0	0	0	0	0	0
44	17	32	52	66	56	53	46	49	0	0	0	0	0	0	0	0	0
45	17	32	52	66	56	53	46	49	0	0	0	0	0	0	0	0	0
46	17	32	52	66	56	53	46	49	0	0	0	0	0	0	0	0	0
47	17	32	52	66	56	53	46	49	0	0	0	0	0	0	0	0	0
48	17	32	52	66	56	53	46	49	0	0	0	0	0	0	0	0	0
49	17	32	52	66	56	53	46	49	0	0	0	0	0	0	0	0	0
50	17	32	52	66	56	53	46	49	0	0	0	0	0	0	0	0	0
51	4	25	33	38	25	22	16	14	0	0	0	0	0	0	0	0	0
52	20	32	30	28	27	22	15	12	0	0	0	0	0	0	0	0	0
53	12	24	26	24	16	12	8	8	0	0	0	0	0	0	0	0	0
54	20	19	17	18	17	18	16	12	0	0	0	0	0	0	0	0	0
55	20	19	17	18	17	18	16	12	0	0	0	0	0	0	0	0	0
56	20	19	17	18	17	18	16	12	0	0	0	0	0	0	0	0	0
57	20	19	17	18	17	18	16	12	0	0	0	0	0	0	0	0	0
58	20	19	17	18	17	18	16	12	0	0	0	0	0	0	0	0	0
59	20	19	17	18	17	18	16	12	0	0	0	0	0	0	0	0	0
60	20	19	17	18	17	18	16	12	0	0	0	0	0	0	0	0	0
TOT	295113	272919	264630	208368	142557	126345	81354	67470	61937	57251	53983	50774	43381	43968	44962		

NOTES: NUMBERS HAVE BEEN ADJUSTED TO BUDGET.
AGE IS AGE NEAREST BIRTHDAY.

OHMC - DOD ACTUARY OFFICE

ALL OOD ACTIVE DUTY PERSONNEL BY YEARS OF SERVICE AND AGE FOR FY1983 VALUATION

AGE	YEARS OF ACTIVE SERVICE													TOTAL		
	16	17	18	19	20	21	22	23	24	25	26	27	28		29	30+
17	0	0	0	0	0	0	0	0	0	0	0	0	0	0	0	
18	0	0	0	0	0	0	0	0	0	0	0	0	0	0	0	
19	0	0	0	0	0	0	0	0	0	0	0	0	0	0	0	
20	0	0	0	0	0	0	0	0	0	0	0	0	0	0	0	
21	0	0	0	0	0	0	0	0	0	0	0	0	0	0	0	
22	0	0	0	0	0	0	0	0	0	0	0	0	0	0	0	
23	0	0	0	0	0	0	0	0	0	0	0	0	0	0	0	
24	0	0	0	0	0	0	0	0	0	0	0	0	0	0	0	
25	0	0	0	0	0	0	0	0	0	0	0	0	0	0	0	
26	0	0	0	0	0	0	0	0	0	0	0	0	0	0	0	
27	0	0	0	0	0	0	0	0	0	0	0	0	0	0	0	
28	0	0	0	0	0	0	0	0	0	0	0	0	0	0	0	
29	0	0	0	0	0	0	0	0	0	0	0	0	0	0	0	
30	0	0	0	0	0	0	0	0	0	0	0	0	0	0	0	
31	0	0	0	0	0	0	0	0	0	0	0	0	0	0	0	
32	0	0	0	0	0	0	0	0	0	0	0	0	0	0	0	
33	0	0	0	0	0	0	0	0	0	0	0	0	0	0	0	
34	0	0	0	0	0	0	0	0	0	0	0	0	0	0	0	
35	0	0	0	0	0	0	0	0	0	0	0	0	0	0	0	
36	0	0	0	0	0	0	0	0	0	0	0	0	0	0	0	
37	0	0	0	0	0	0	0	0	0	0	0	0	0	0	0	
38	0	0	0	0	0	0	0	0	0	0	0	0	0	0	0	
39	0	0	0	0	0	0	0	0	0	0	0	0	0	0	0	
40	0	0	0	0	0	0	0	0	0	0	0	0	0	0	0	
41	0	0	0	0	0	0	0	0	0	0	0	0	0	0	0	
42	0	0	0	0	0	0	0	0	0	0	0	0	0	0	0	
43	0	0	0	0	0	0	0	0	0	0	0	0	0	0	0	
44	0	0	0	0	0	0	0	0	0	0	0	0	0	0	0	
45	0	0	0	0	0	0	0	0	0	0	0	0	0	0	0	
46	0	0	0	0	0	0	0	0	0	0	0	0	0	0	0	
47	0	0	0	0	0	0	0	0	0	0	0	0	0	0	0	
48	0	0	0	0	0	0	0	0	0	0	0	0	0	0	0	
49	0	0	0	0	0	0	0	0	0	0	0	0	0	0	0	
50	0	0	0	0	0	0	0	0	0	0	0	0	0	0	0	
51	0	0	0	0	0	0	0	0	0	0	0	0	0	0	0	
52	0	0	0	0	0	0	0	0	0	0	0	0	0	0	0	
53	0	0	0	0	0	0	0	0	0	0	0	0	0	0	0	
54	0	0	0	0	0	0	0	0	0	0	0	0	0	0	0	
55	0	0	0	0	0	0	0	0	0	0	0	0	0	0	0	
56	0	0	0	0	0	0	0	0	0	0	0	0	0	0	0	
57	0	0	0	0	0	0	0	0	0	0	0	0	0	0	0	
58	0	0	0	0	0	0	0	0	0	0	0	0	0	0	0	
59	0	0	0	0	0	0	0	0	0	0	0	0	0	0	0	
60	0	0	0	0	0	0	0	0	0	0	0	0	0	0	0	
TOT	56971	56474	30833	30676	21757	19377	14394	10952	8150	6450	4895	4086	3417	2501	2490	2148282

NOTES: NUMBERS HAVE BEEN ADJUSTED TO BUDGET.
AGE IS AGE NEAREST BIRTHDAY.

UMDC - OOD ACTUARY OFFICE

DEPENDENTS RECEIVING PAYMENTS UNDER RSPPP OR SURVIVOR BENEFIT PLAN SEPT. 30, 1945 (PAYMENT IN DOLLARS)

ZIP	ARMY			NAVY			USMC			USAF		
NUMBER	MONTHLY PAYMENT	NUMBER	MONTHLY PAYMENT	NUMBER	MONTHLY PAYMENT	NUMBER	MONTHLY PAYMENT	NUMBER	MONTHLY PAYMENT	NUMBER	MONTHLY PAYMENT	
735	17	6,511	19	3,504	1	277	0	0	0	0	0	
732	4	2,541	17	8,226	2	1,562	0	0	0	0	0	
733	4	2,541	21	12,027	2	1,977	0	0	0	0	0	
734	3	2,541	21	12,027	2	1,977	0	0	0	0	0	
735	3	2,541	21	12,027	2	1,977	0	0	0	0	0	
736	3	2,541	21	12,027	2	1,977	0	0	0	0	0	
737	3	2,541	21	12,027	2	1,977	0	0	0	0	0	
738	3	2,541	21	12,027	2	1,977	0	0	0	0	0	
739	3	2,541	21	12,027	2	1,977	0	0	0	0	0	
740	3	2,541	21	12,027	2	1,977	0	0	0	0	0	
741	3	2,541	21	12,027	2	1,977	0	0	0	0	0	
742	3	2,541	21	12,027	2	1,977	0	0	0	0	0	
743	3	2,541	21	12,027	2	1,977	0	0	0	0	0	
744	3	2,541	21	12,027	2	1,977	0	0	0	0	0	
745	3	2,541	21	12,027	2	1,977	0	0	0	0	0	
746	3	2,541	21	12,027	2	1,977	0	0	0	0	0	
747	3	2,541	21	12,027	2	1,977	0	0	0	0	0	
748	3	2,541	21	12,027	2	1,977	0	0	0	0	0	
749	3	2,541	21	12,027	2	1,977	0	0	0	0	0	
750	3	2,541	21	12,027	2	1,977	0	0	0	0	0	
751	3	2,541	21	12,027	2	1,977	0	0	0	0	0	
752	3	2,541	21	12,027	2	1,977	0	0	0	0	0	
753	3	2,541	21	12,027	2	1,977	0	0	0	0	0	
754	3	2,541	21	12,027	2	1,977	0	0	0	0	0	
755	3	2,541	21	12,027	2	1,977	0	0	0	0	0	
756	3	2,541	21	12,027	2	1,977	0	0	0	0	0	
757	3	2,541	21	12,027	2	1,977	0	0	0	0	0	
758	3	2,541	21	12,027	2	1,977	0	0	0	0	0	
759	3	2,541	21	12,027	2	1,977	0	0	0	0	0	
760	3	2,541	21	12,027	2	1,977	0	0	0	0	0	
761	3	2,541	21	12,027	2	1,977	0	0	0	0	0	
762	3	2,541	21	12,027	2	1,977	0	0	0	0	0	
763	3	2,541	21	12,027	2	1,977	0	0	0	0	0	
764	3	2,541	21	12,027	2	1,977	0	0	0	0	0	
765	3	2,541	21	12,027	2	1,977	0	0	0	0	0	
766	3	2,541	21	12,027	2	1,977	0	0	0	0	0	
767	3	2,541	21	12,027	2	1,977	0	0	0	0	0	
768	3	2,541	21	12,027	2	1,977	0	0	0	0	0	
769	3	2,541	21	12,027	2	1,977	0	0	0	0	0	
770	3	2,541	21	12,027	2	1,977	0	0	0	0	0	
771	3	2,541	21	12,027	2	1,977	0	0	0	0	0	
772	3	2,541	21	12,027	2	1,977	0	0	0	0	0	
773	3	2,541	21	12,027	2	1,977	0	0	0	0	0	

THE FIGURES IN THIS TABLE HAVE NOT BEEN ADJUSTED TO EQUAL BUDGET FIGURES.

* OTHER* INCLUDES RESIDENCES WITH NO RECOGNIZABLE ZIP CODE

THE ADDRESS IS THE CORRESPONDENCE ADDRESS OF THE PAYEE.

DMDC - DOD ACTUARY'S OFFICE

BENEFICIARIES RECEIVING PAYMENTS UNDER RSFPF OR SURVIVOR BENEFIT PLAN SEPT. 30, 1983

ZIP CODE	DOD		ARMY		NAVY		USMC		USAF	
	NUMBER	MONTHLY PAYMENT	NUMBER	MONTHLY PAYMENT	NUMBER	MONTHLY PAYMENT	NUMBER	MONTHLY PAYMENT	NUMBER	MONTHLY PAYMENT
731	148	71,075	86	39,925	24	11,371	1	469	37	19,310
731	321	17,921	112	51,771	35	15,224	1	1,483	14	6,044
731	274	11,449	232	102,412	7	5,227	2	1,653	21	8,915
735	276	2,876	13	1,821	2	1,371	0	0	2	794
735	35	1,615	12	1,266	0	2,003	0	853	16	7,251
735	1	1,055	1	1,295	0	519	0	74	1	141
735	87	3,515	47	20,935	16	7,811	2	744	1	141
735	106	1,473	46	21,886	17	5,637	0	344	22	7,966
735	34	1,924	18	9,355	10	4,127	1	54	42	18,926
735	52	2,089	21	11,877	5	1,689	0	54	6	2,246
735	34	1,308	22	8,933	4	1,697	1	791	15	6,939
735	2	9,116	1	3,430	2	811	1	1	9	2,224
735	17	1,465	11	3,400	0	811	0	1	7	2,135
735	17	1,465	27	3,400	10	3,226	0	365	15	3,474
735	224	1,465	72	36,621	59	19,666	17	4,293	13	6,844
735	273	11,946	41	19,271	20	16,885	7	3,857	27	16,245
735	1	433	14	65,982	52	18,008	6	3,857	7	32,479
735	54	21,763	0	8,982	13	5,525	0	1,287	13	5,919
735	64	2,162	25	16,670	13	5,336	0	1,416	11	4,146
735	74	3,212	41	11,554	12	8,239	0	292	24	11,439
735	65	2,778	32	14,182	22	3,351	0	292	21	8,353
735	24	2,428	6	12,378	10	4,522	0	2	4	2,978
735	171	1,910	26	12,493	4	1,219	0	2,334	16	8,472
735	303	1,700	105	4,876	39	1,280	0	1,503	11	3,526
735	82	2,430	17	4,518	10	4,214	0	642	11	1,532
735	27	1,980	17	5,152	10	1,114	0	41	13	14,466
735	34	1,955	23	83,356	14	1,884	0	285	14	4,097
735	77	1,741	18	1,468	6	3,616	0	1,289	13	8,555
735	255	1,705	32	1,416	4	1,888	0	1,289	13	4,417
735	353	1,926	12	5,214	10	1,998	0	743	4	3,527
735	7	1,672	10	7,448	19	3,334	0	5,949	31	17,671
735	152	1,322	2	15,795	0	6,623	0	373	10	46,842
735	152	1,322	2	13,392	18	5,173	0	373	1	15,314
735	322	1,149	22	21,920	11	12,433	0	2,172	21	15,314
735	322	1,149	12	10,927	11	4,459	0	511	25	20,184
735	102	1,572	13	15,287	8	2,480	0	511	10	5,233
735	102	1,572	16	17,937	4	2,480	0	409	14	6,832
735	102	1,572	16	39,560	21	1,702	0	1,459	15	28,939
735	1,810	1,010,033	66	512,452	21	6,741	0	719	15	90,661
735	191	2,407	9	16,330	13	30,845	0	5,897	15	462,815
735	191	2,407	4	12,400	27	10,237	0	3,008	13	6,926
735	137	1,413	6	23,891	24	2,039	0	3,008	14	17,168
735	324	1,427	11	23,891	13	5,664	0	1,533	19	13,976
735	24	2,598	5	4,684	3	1,374	0	1,533	13	8,904
735	24	9,085	15	1,304	1	1,996	0	222	3	6,926
735	43	21,104	16	6,676	6	2,187	0	367	24	12,441
735	42	2,456	1	925	0	367	0	357	1	1,225
735	42	18,466	18	6,484	0	2,510	0	357	6	1,931
735	42	18,466	18	6,484	0	2,510	0	357	6	1,931

THE FIGURES IN THIS TABLE HAVE NOT BEEN ADJUSTED TO EQUAL BUDGET FIGURES.

OTHER INCLUDES RESIDENCES WITH NO RECOGNIZABLE ZIP CODE
THE ADDRESS IS THE CORRESPONDENCE ADDRESS OF THE PAYEE.

DEPENDENT RECEIVING PAYMENTS UNDER RSPPP OR SURVIVOR BENEFIT PLAN SEPT. 30, 1983 (PAYMENT IN COLLARS) PAGE 11

ZIP CODE	NUMBER	MONTHLY PAYMENT	ARMY NUMBER	MONTHLY PAYMENT	NAVY NUMBER	MONTHLY PAYMENT	USMC NUMBER	MONTHLY PAYMENT	USAF NUMBER	MONTHLY PAYMENT
557	43	19,255	23	9,089	9	3,183	2	827	11	5,156
559	122	26,655	89	16,657	13	3,292	2	1,811	12	9,441
561	127	8,445	14	4,415	16	2,542	2	1,047	12	9,441
562	77	33,462	35	18,814	16	4,971	1	447	19	11,646
565	72	32,827	64	28,449	4	1,837	1	348	14	3,422
565	75	20,257	39	18,970	5	1,511	1	348	14	3,422
565	79	31,894	41	28,936	2	2,140	1	348	14	3,422
565	13	17,892	6	17,216	2	2,222	1	348	14	3,422
565	12	10,277	11	11,888	4	1,737	1	348	14	3,422
565	22	18,358	16	24,455	16	16,004	1	782	17	5,332
565	24	18,622	44	15,748	16	18,264	1	595	17	15,205
565	57	19,640	116	9,748	8	1,687	1	348	14	3,422
565	4	15,333	25	9,868	6	2,449	1	259	23	2,775
565	6	12,055	24	1,232	1	357	1	348	14	3,422
565	13	4,844	4	1,358	1	988	1	348	14	3,422
565	12	37,248	10	1,376	0	3,459	0	348	14	3,422
565	12	37,248	10	2,078	0	8,655	0	1,171	26	19,174
565	11	25,575	67	2,237	14	750	0	348	14	3,422
565	8	36,450	32	1,791	19	6,966	1	348	14	3,422
565	7	2,059	45	1,888	1	340	1	348	14	3,422
565	25	11,624	13	1,662	1	1,471	0	348	14	3,422
565	8	3,963	3	1,410	0	515	0	348	14	3,422
565	1	6,171	8	4,967	13	823	0	348	14	3,422
565	1	28,191	4	1,422	1	2,267	10	3,027	30	11,235
565	193	18,494	68	1,422	5	17,270	1	4,928	30	11,235
565	68	4,000	19	1,659	12	2,270	1	4,928	30	11,235
565	81	25,088	40	1,611	13	7,739	1	1,509	21	8,113
565	71	27,815	36	1,607	13	1,566	3	1,545	22	8,113
565	38	19,174	14	1,602	15	1,566	3	1,545	22	8,113
565	67	30,988	14	1,602	15	1,566	3	1,545	22	8,113
565	28	12,024	29	1,602	15	1,566	3	1,545	22	8,113
565	88	27,022	17	1,602	15	1,566	3	1,545	22	8,113
565	88	27,022	17	1,602	15	1,566	3	1,545	22	8,113
565	48	15,022	39	1,602	15	1,566	3	1,545	22	8,113
565	48	15,022	39	1,602	15	1,566	3	1,545	22	8,113
565	28	12,024	29	1,602	15	1,566	3	1,545	22	8,113
565	125	42,066	160	2,688	6	2,285	2	609	8	3,687
565	122	46,356	36	1,602	19	2,285	2	609	8	3,687
565	116	27,178	41	2,688	17	9,329	2	564	21	19,442
565	116	27,178	41	2,688	17	9,329	2	564	21	19,442
565	73	20,061	62	1,602	21	3,388	2	952	28	15,115
565	73	20,061	62	1,602	21	3,388	2	952	28	15,115
565	73	20,061	62	1,602	21	3,388	2	952	28	15,115
565	12	17,042	17	2,392	16	1,748	0	348	14	3,422
565	12	17,042	17	2,392	16	1,748	0	348	14	3,422
565	127	56,451	17	3,682	17	10,125	0	1,047	12	9,441
565	127	56,451	17	3,682	17	10,125	0	1,047	12	9,441

THE FIGURES IN THIS TABLE HAVE NOT BEEN ADJUSTED TO EQUAL BUDGET FIGURES.

OTHER INCLUDES RESIDENCES WITH NO RECOGNIZABLE ZIP CODE

THE ADDRESS IS THE CORRESPONDENCE ADDRESS OF THE PAYEE.

DMDC - DOD ACTUARY'S OFFICE

BENEFICIARIES RECEIVING PAYMENTS UNDER RSFP OR SURVIVOR BENEFIT PLAN SEPT. 30, 1983 (PAYMENT IN DOLLARS)

ZIP CODE	NUMBER	MONTHLY PAYMENT	ARMY	NAVY	USMC	USAF	MONTHLY PAYMENT	NUMBER	MONTHLY PAYMENT
581	5	1,640	3	1,192	0	1	1,495	1	339
582	12	1,769	1	1,769	0	0	1,769	1	1,010
583	1	152	1	152	0	0	152	1	8,664
584	4	15,000	12	3,300	0	0	3,300	23	1,620
585	2	9,000	10	600	0	0	600	1	2,400
586	22	18,000	11	7,162	0	0	7,162	1	5,200
587	33	18,000	19	7,162	0	0	7,162	1	5,200
588	209	10,000	105	2,800	0	0	2,800	5	1,614
589	114	6,000	11	3,600	0	0	3,600	1	1,614
590	11	1,000	11	3,600	0	0	3,600	1	6,546
591	2	1,000	6	3,600	0	0	3,600	1	1,620
592	2	1,000	15	3,600	0	0	3,600	1	1,620
593	22	11,000	17	5,200	0	0	5,200	1	1,620
594	22	11,000	17	5,200	0	0	5,200	1	1,620
595	22	11,000	17	5,200	0	0	5,200	1	1,620
596	22	11,000	17	5,200	0	0	5,200	1	1,620
597	22	11,000	17	5,200	0	0	5,200	1	1,620
598	22	11,000	17	5,200	0	0	5,200	1	1,620
599	22	11,000	17	5,200	0	0	5,200	1	1,620
600	22	11,000	17	5,200	0	0	5,200	1	1,620
601	22	11,000	17	5,200	0	0	5,200	1	1,620
602	22	11,000	17	5,200	0	0	5,200	1	1,620
603	22	11,000	17	5,200	0	0	5,200	1	1,620
604	22	11,000	17	5,200	0	0	5,200	1	1,620
605	22	11,000	17	5,200	0	0	5,200	1	1,620
606	22	11,000	17	5,200	0	0	5,200	1	1,620
607	22	11,000	17	5,200	0	0	5,200	1	1,620
608	22	11,000	17	5,200	0	0	5,200	1	1,620
609	22	11,000	17	5,200	0	0	5,200	1	1,620
610	22	11,000	17	5,200	0	0	5,200	1	1,620
611	22	11,000	17	5,200	0	0	5,200	1	1,620
612	22	11,000	17	5,200	0	0	5,200	1	1,620
613	22	11,000	17	5,200	0	0	5,200	1	1,620
614	22	11,000	17	5,200	0	0	5,200	1	1,620
615	22	11,000	17	5,200	0	0	5,200	1	1,620
616	22	11,000	17	5,200	0	0	5,200	1	1,620
617	22	11,000	17	5,200	0	0	5,200	1	1,620
618	22	11,000	17	5,200	0	0	5,200	1	1,620
619	22	11,000	17	5,200	0	0	5,200	1	1,620
620	22	11,000	17	5,200	0	0	5,200	1	1,620
621	22	11,000	17	5,200	0	0	5,200	1	1,620
622	22	11,000	17	5,200	0	0	5,200	1	1,620
623	22	11,000	17	5,200	0	0	5,200	1	1,620
624	22	11,000	17	5,200	0	0	5,200	1	1,620
625	22	11,000	17	5,200	0	0	5,200	1	1,620
626	22	11,000	17	5,200	0	0	5,200	1	1,620
627	22	11,000	17	5,200	0	0	5,200	1	1,620
628	22	11,000	17	5,200	0	0	5,200	1	1,620
629	22	11,000	17	5,200	0	0	5,200	1	1,620
630	22	11,000	17	5,200	0	0	5,200	1	1,620
631	22	11,000	17	5,200	0	0	5,200	1	1,620
632	22	11,000	17	5,200	0	0	5,200	1	1,620
633	22	11,000	17	5,200	0	0	5,200	1	1,620
634	22	11,000	17	5,200	0	0	5,200	1	1,620
635	22	11,000	17	5,200	0	0	5,200	1	1,620
636	22	11,000	17	5,200	0	0	5,200	1	1,620
637	22	11,000	17	5,200	0	0	5,200	1	1,620
638	22	11,000	17	5,200	0	0	5,200	1	1,620
639	22	11,000	17	5,200	0	0	5,200	1	1,620
640	22	11,000	17	5,200	0	0	5,200	1	1,620
641	22	11,000	17	5,200	0	0	5,200	1	1,620
642	22	11,000	17	5,200	0	0	5,200	1	1,620
643	22	11,000	17	5,200	0	0	5,200	1	1,620
644	22	11,000	17	5,200	0	0	5,200	1	1,620
645	22	11,000	17	5,200	0	0	5,200	1	1,620
646	22	11,000	17	5,200	0	0	5,200	1	1,620
647	22	11,000	17	5,200	0	0	5,200	1	1,620
648	22	11,000	17	5,200	0	0	5,200	1	1,620
649	22	11,000	17	5,200	0	0	5,200	1	1,620
650	22	11,000	17	5,200	0	0	5,200	1	1,620
651	22	11,000	17	5,200	0	0	5,200	1	1,620
652	22	11,000	17	5,200	0	0	5,200	1	1,620
653	22	11,000	17	5,200	0	0	5,200	1	1,620
654	22	11,000	17	5,200	0	0	5,200	1	1,620
655	22	11,000	17	5,200	0	0	5,200	1	1,620
656	22	11,000	17	5,200	0	0	5,200	1	1,620
657	22	11,000	17	5,200	0	0	5,200	1	1,620
658	22	11,000	17	5,200	0	0	5,200	1	1,620
659	22	11,000	17	5,200	0	0	5,200	1	1,620
660	22	11,000	17	5,200	0	0	5,200	1	1,620
661	22	11,000	17	5,200	0	0	5,200	1	1,620
662	22	11,000	17	5,200	0	0	5,200	1	1,620
663	22	11,000	17	5,200	0	0	5,200	1	1,620
664	22	11,000	17	5,200	0	0	5,200	1	1,620
665	22	11,000	17	5,200	0	0	5,200	1	1,620
666	22	11,000	17	5,200	0	0	5,200	1	1,620
667	22	11,000	17	5,200	0	0	5,200	1	1,620
668	22	11,000	17	5,200	0	0	5,200	1	1,620
669	22	11,000	17	5,200	0	0	5,200	1	1,620
670	22	11,000	17	5,200	0	0	5,200	1	1,620
671	22	11,000	17	5,200	0	0	5,200	1	1,620
672	22	11,000	17	5,200	0	0	5,200	1	1,620
673	22	11,000	17	5,200	0	0	5,200	1	1,620
674	22	11,000	17	5,200	0	0	5,200	1	1,620
675	22	11,000	17	5,200	0	0	5,200	1	1,620
676	22	11,000	17	5,200	0	0	5,200	1	1,620
677	22	11,000	17	5,200	0	0	5,200	1	1,620
678	22	11,000	17	5,200	0	0	5,200	1	1,620
679	22	11,000	17	5,200	0	0	5,200	1	1,620
680	22	11,000	17	5,200	0	0	5,200	1	1,620
681	22	11,000	17	5,200	0	0	5,200	1	1,620
682	22	11,000	17	5,200	0	0	5,200	1	1,620
683	22	11,000	17	5,200	0	0	5,200	1	1,620
684	22	11,000	17	5,200	0	0	5,200	1	1,620
685	22	11,000	17	5,200	0	0	5,200	1	1,620
686	22	11,000	17	5,200	0	0	5,200	1	1,620
687	22	11,000	17	5,200	0	0	5,200	1	1,620
688	22	11,000	17	5,200	0	0	5,200	1	1,620
689	22	11,000	17	5,200	0	0	5,200	1	1,620
690	22	11,000	17	5,200	0	0	5,200	1	1,620
691	22	11,000	17	5,200	0	0	5,200	1	1,620
692	22	11,000	17	5,200	0	0	5,200	1	1,620
693	22	11,000	17	5,200	0	0	5,200	1	1,620
694	22	11,000	17	5,200	0	0	5,200	1	1,620
695	22	11,000	17	5,200	0	0	5,200	1	1,620
696	22	11,000	17	5,200	0	0	5,200	1	1,620
697	22	11,000	17	5,200	0	0	5,200	1	1,620
698	22	11,000	17	5,200	0	0	5,200	1	1,620
699	22	11,000	17	5,200	0	0	5,200	1	1,620
700	22	11,000	17	5,200	0	0	5,200	1	1,620

THE FIGURES IN THIS TABLE HAVE NOT BEEN ADJUSTED TO EQUAL BUDGET FIGURES.

OTHER INCLUDES RESIDENCES WITH NO RECOGNIZABLE ZIP CODE

THE ADDRESS IS THE CORRESPONDENCE ADDRESS OF THE PAYEE.

ZIP CODE	DD	ARMY	NAVY	USMC	USAF
NUMBER	MONTHLY PAYMENT	NUMBER	MONTHLY PAYMENT	NUMBER	MONTHLY PAYMENT
451	16726	23	992	20	1728
452	13030	23	992	20	1728
453	15030	23	992	20	1728
454	15030	23	992	20	1728
455	15030	23	992	20	1728
456	15030	23	992	20	1728
457	15030	23	992	20	1728
458	15030	23	992	20	1728
459	15030	23	992	20	1728
460	15030	23	992	20	1728
461	15030	23	992	20	1728
462	15030	23	992	20	1728
463	15030	23	992	20	1728
464	15030	23	992	20	1728
465	15030	23	992	20	1728
466	15030	23	992	20	1728
467	15030	23	992	20	1728
468	15030	23	992	20	1728
469	15030	23	992	20	1728
470	15030	23	992	20	1728
471	15030	23	992	20	1728
472	15030	23	992	20	1728
473	15030	23	992	20	1728
474	15030	23	992	20	1728
475	15030	23	992	20	1728
476	15030	23	992	20	1728
477	15030	23	992	20	1728
478	15030	23	992	20	1728
479	15030	23	992	20	1728
480	15030	23	992	20	1728
481	15030	23	992	20	1728
482	15030	23	992	20	1728
483	15030	23	992	20	1728
484	15030	23	992	20	1728
485	15030	23	992	20	1728
486	15030	23	992	20	1728
487	15030	23	992	20	1728
488	15030	23	992	20	1728
489	15030	23	992	20	1728
490	15030	23	992	20	1728
491	15030	23	992	20	1728
492	15030	23	992	20	1728
493	15030	23	992	20	1728
494	15030	23	992	20	1728
495	15030	23	992	20	1728
496	15030	23	992	20	1728
497	15030	23	992	20	1728
498	15030	23	992	20	1728
499	15030	23	992	20	1728
500	15030	23	992	20	1728

BENEFICIARIES RECEIVING PAYMENTS UNDER RSPPP OR SURVIVOR BENEFIT PLAN SEPT. 30, 1963 (PAYMENT IN DOLLARS) PAGE 8

THE FIGURES IN THIS TABLE HAVE NOT BEEN ADJUSTED TO EQUAL BUDGET FIGURES.
 OTHER INCLUDES RESIDENCES WITH NO RECOGNIZABLE ZIP CODE
 THE ADDRESS IS THE CORRESPONDENCE ADDRESS OF THE PAYEE.

CMDC - UND ACTUARIES OFFICE

ZIP CODE	NUMBER	MONTHLY PAYMENT	ARMY	NAVY	USMC	USAF	MONTHLY PAYMENT
00001	17	14,001	15	10	1	0	4,471
00002	17	10,000	11	2	0	0	3,000
00003	11	10,000	11	2	0	0	3,000
00004	11	10,000	11	2	0	0	3,000
00005	11	10,000	11	2	0	0	3,000
00006	11	10,000	11	2	0	0	3,000
00007	11	10,000	11	2	0	0	3,000
00008	11	10,000	11	2	0	0	3,000
00009	11	10,000	11	2	0	0	3,000
00010	11	10,000	11	2	0	0	3,000
00011	11	10,000	11	2	0	0	3,000
00012	11	10,000	11	2	0	0	3,000
00013	11	10,000	11	2	0	0	3,000
00014	11	10,000	11	2	0	0	3,000
00015	11	10,000	11	2	0	0	3,000
00016	11	10,000	11	2	0	0	3,000
00017	11	10,000	11	2	0	0	3,000
00018	11	10,000	11	2	0	0	3,000
00019	11	10,000	11	2	0	0	3,000
00020	11	10,000	11	2	0	0	3,000
00021	11	10,000	11	2	0	0	3,000
00022	11	10,000	11	2	0	0	3,000
00023	11	10,000	11	2	0	0	3,000
00024	11	10,000	11	2	0	0	3,000
00025	11	10,000	11	2	0	0	3,000
00026	11	10,000	11	2	0	0	3,000
00027	11	10,000	11	2	0	0	3,000
00028	11	10,000	11	2	0	0	3,000
00029	11	10,000	11	2	0	0	3,000
00030	11	10,000	11	2	0	0	3,000
00031	11	10,000	11	2	0	0	3,000
00032	11	10,000	11	2	0	0	3,000
00033	11	10,000	11	2	0	0	3,000
00034	11	10,000	11	2	0	0	3,000
00035	11	10,000	11	2	0	0	3,000
00036	11	10,000	11	2	0	0	3,000
00037	11	10,000	11	2	0	0	3,000
00038	11	10,000	11	2	0	0	3,000
00039	11	10,000	11	2	0	0	3,000
00040	11	10,000	11	2	0	0	3,000
00041	11	10,000	11	2	0	0	3,000
00042	11	10,000	11	2	0	0	3,000
00043	11	10,000	11	2	0	0	3,000
00044	11	10,000	11	2	0	0	3,000
00045	11	10,000	11	2	0	0	3,000
00046	11	10,000	11	2	0	0	3,000
00047	11	10,000	11	2	0	0	3,000
00048	11	10,000	11	2	0	0	3,000
00049	11	10,000	11	2	0	0	3,000
00050	11	10,000	11	2	0	0	3,000

THE FIGURES IN THIS TABLE HAVE NOT BEEN ADJUSTED TO EQUAL BUDGET FIGURES.
 OTHER INCLUDES RESIDENCES WITH NO RECOGNIZABLE ZIP CODE
 THE ADDRESS IS THE CORRESPONDENCE ADDRESS OF THE PAYEE.

BENEFICIARIES RECEIVING PAYMENTS UNDER RSFP OR SURVIVOR BENEFIT PLAN SEPT. 30, 1983 (PAYMENT IN DOLLARS) PAGE 3

ZIP CODE	DOD			ARMY			NAVY			USMC			USAF		
	NUMBER	MONTHLY PAYMENT	NUMBER	MONTHLY PAYMENT	NUMBER	MONTHLY PAYMENT	NUMBER	MONTHLY PAYMENT	NUMBER	MONTHLY PAYMENT	NUMBER	MONTHLY PAYMENT	NUMBER	MONTHLY PAYMENT	
10000	1	1,000	13	8,696	3	1,116	0	0	3	1,601	3	1,601	3	1,601	
10001	1	1,000	14	8,756	3	1,171	0	0	3	1,271	3	1,271	3	1,271	
10002	1	1,000	15	8,808	3	1,221	0	0	3	1,400	3	1,400	3	1,400	
10003	1	1,000	16	8,860	3	1,271	0	0	3	1,485	3	1,485	3	1,485	
10004	1	1,000	17	8,911	3	1,321	0	0	3	1,575	3	1,575	3	1,575	
10005	1	1,000	18	8,962	3	1,371	0	0	3	1,670	3	1,670	3	1,670	
10006	1	1,000	19	9,012	3	1,421	0	0	3	1,765	3	1,765	3	1,765	
10007	1	1,000	20	9,062	3	1,471	0	0	3	1,860	3	1,860	3	1,860	
10008	1	1,000	21	9,111	3	1,521	0	0	3	1,955	3	1,955	3	1,955	
10009	1	1,000	22	9,161	3	1,571	0	0	3	2,050	3	2,050	3	2,050	
10010	1	1,000	23	9,210	3	1,621	0	0	3	2,145	3	2,145	3	2,145	
10011	1	1,000	24	9,259	3	1,671	0	0	3	2,240	3	2,240	3	2,240	
10012	1	1,000	25	9,308	3	1,721	0	0	3	2,335	3	2,335	3	2,335	
10013	1	1,000	26	9,357	3	1,771	0	0	3	2,430	3	2,430	3	2,430	
10014	1	1,000	27	9,406	3	1,821	0	0	3	2,525	3	2,525	3	2,525	
10015	1	1,000	28	9,455	3	1,871	0	0	3	2,620	3	2,620	3	2,620	
10016	1	1,000	29	9,504	3	1,921	0	0	3	2,715	3	2,715	3	2,715	
10017	1	1,000	30	9,553	3	1,971	0	0	3	2,810	3	2,810	3	2,810	
10018	1	1,000	31	9,602	3	2,021	0	0	3	2,905	3	2,905	3	2,905	
10019	1	1,000	32	9,651	3	2,071	0	0	3	3,000	3	3,000	3	3,000	
10020	1	1,000	33	9,700	3	2,121	0	0	3	3,095	3	3,095	3	3,095	
10021	1	1,000	34	9,749	3	2,171	0	0	3	3,190	3	3,190	3	3,190	
10022	1	1,000	35	9,798	3	2,221	0	0	3	3,285	3	3,285	3	3,285	
10023	1	1,000	36	9,847	3	2,271	0	0	3	3,380	3	3,380	3	3,380	
10024	1	1,000	37	9,896	3	2,321	0	0	3	3,475	3	3,475	3	3,475	
10025	1	1,000	38	9,945	3	2,371	0	0	3	3,570	3	3,570	3	3,570	
10026	1	1,000	39	10,000	3	2,450	0	0	3	3,665	3	3,665	3	3,665	
10027	1	1,000	40	10,050	3	2,525	0	0	3	3,760	3	3,760	3	3,760	
10028	1	1,000	41	10,100	3	2,600	0	0	3	3,855	3	3,855	3	3,855	
10029	1	1,000	42	10,150	3	2,675	0	0	3	3,950	3	3,950	3	3,950	
10030	1	1,000	43	10,200	3	2,750	0	0	3	4,045	3	4,045	3	4,045	
10031	1	1,000	44	10,250	3	2,825	0	0	3	4,140	3	4,140	3	4,140	
10032	1	1,000	45	10,300	3	2,900	0	0	3	4,235	3	4,235	3	4,235	
10033	1	1,000	46	10,350	3	2,975	0	0	3	4,330	3	4,330	3	4,330	
10034	1	1,000	47	10,400	3	3,050	0	0	3	4,425	3	4,425	3	4,425	
10035	1	1,000	48	10,450	3	3,125	0	0	3	4,520	3	4,520	3	4,520	
10036	1	1,000	49	10,500	3	3,200	0	0	3	4,615	3	4,615	3	4,615	
10037	1	1,000	50	10,550	3	3,275	0	0	3	4,710	3	4,710	3	4,710	
10038	1	1,000	51	10,600	3	3,350	0	0	3	4,805	3	4,805	3	4,805	
10039	1	1,000	52	10,650	3	3,425	0	0	3	4,900	3	4,900	3	4,900	
10040	1	1,000	53	10,700	3	3,500	0	0	3	4,995	3	4,995	3	4,995	
10041	1	1,000	54	10,750	3	3,575	0	0	3	5,090	3	5,090	3	5,090	
10042	1	1,000	55	10,800	3	3,650	0	0	3	5,185	3	5,185	3	5,185	
10043	1	1,000	56	10,850	3	3,725	0	0	3	5,280	3	5,280	3	5,280	
10044	1	1,000	57	10,900	3	3,800	0	0	3	5,375	3	5,375	3	5,375	
10045	1	1,000	58	10,950	3	3,875	0	0	3	5,470	3	5,470	3	5,470	
10046	1	1,000	59	11,000	3	3,950	0	0	3	5,565	3	5,565	3	5,565	
10047	1	1,000	60	11,050	3	4,025	0	0	3	5,660	3	5,660	3	5,660	
10048	1	1,000	61	11,100	3	4,100	0	0	3	5,755	3	5,755	3	5,755	
10049	1	1,000	62	11,150	3	4,175	0	0	3	5,850	3	5,850	3	5,850	
10050	1	1,000	63	11,200	3	4,250	0	0	3	5,945	3	5,945	3	5,945	

THE FIGURES IN THIS TABLE HAVE NOT BEEN ADJUSTED TO EQUAL BUDGET FIGURES.

OTHER INCLUDES RESIDENCES WITH NO RECOGNIZABLE ZIP CODE

THE ADDRESS IS THE CORRESPONDENCE ADDRESS OF THE PAYEE.

DMDC - DOD ACTUARY'S OFFICE

BENEFICIARIES RECEIVING PAYMENTS UNDER RSPPP OR SURVIVOR BENEFIT PLAN SEPT. 30, 1983 (PAYMENT IN DOLLARS)		PAGE 2	
ZIP	MONTHLY PAYMENT	MONTHLY PAYMENT	USAF MONTHLY PAYMENT
NUMBER	NUMBER	NUMBER	NUMBER
003	196	157	0
044	156	158	0
055	144	1	0
055	19	11	0
055	39	12	0
055	62	13	0
055	120	14	0
055	122	15	0
055	125	16	0
055	17	17	0
055	165	18	0
055	175	19	0
055	226	20	0
055	48	21	0
055	48	22	0
055	48	23	0
055	48	24	0
055	48	25	0
055	48	26	0
055	48	27	0
055	48	28	0
055	48	29	0
055	48	30	0
055	48	31	0
055	48	32	0
055	48	33	0
055	48	34	0
055	48	35	0
055	48	36	0
055	48	37	0
055	48	38	0
055	48	39	0
055	48	40	0
055	48	41	0
055	48	42	0
055	48	43	0
055	48	44	0
055	48	45	0
055	48	46	0
055	48	47	0
055	48	48	0
055	48	49	0
055	48	50	0
055	48	51	0
055	48	52	0
055	48	53	0
055	48	54	0
055	48	55	0
055	48	56	0
055	48	57	0
055	48	58	0
055	48	59	0
055	48	60	0
055	48	61	0
055	48	62	0
055	48	63	0
055	48	64	0
055	48	65	0
055	48	66	0
055	48	67	0
055	48	68	0
055	48	69	0
055	48	70	0
055	48	71	0
055	48	72	0
055	48	73	0
055	48	74	0
055	48	75	0
055	48	76	0
055	48	77	0
055	48	78	0
055	48	79	0
055	48	80	0
055	48	81	0
055	48	82	0
055	48	83	0
055	48	84	0
055	48	85	0
055	48	86	0
055	48	87	0
055	48	88	0
055	48	89	0
055	48	90	0
055	48	91	0
055	48	92	0
055	48	93	0
055	48	94	0
055	48	95	0
055	48	96	0
055	48	97	0
055	48	98	0
055	48	99	0
055	48	100	0

OTHER INCLUDES RESIDENCES WITH NO RECOGNIZABLE ZIP CODE
 THE ADDRESS IS THE CORRESPONDENCE ADDRESS OF THE PAYEE.

DMOC - 000 ACTUARY'S OFFICE

ZIP CODE	---000---			---ARMY---			---NAVY---			---USMC---			---USAF---		
	NUMBER	MONTHLY PAYMENT	NUMBER	MONTHLY PAYMENT	NUMBER	MONTHLY PAYMENT	NUMBER	MONTHLY PAYMENT	NUMBER	MONTHLY PAYMENT	NUMBER	MONTHLY PAYMENT	NUMBER	MONTHLY PAYMENT	
00001	1	681	0	0	0	0	0	0	0	0	0	0	0	0	
00003	16	27226	0	0	0	0	0	0	0	0	0	0	0	0	
00004	31	16689	14	3	0	0	0	0	0	0	0	0	0	0	
00005	33	15733	11	4	0	0	0	0	0	0	0	0	0	0	
00006	122	8	130	3	0	0	0	0	0	0	0	0	0	0	
00007	31	35225	0	0	0	0	0	0	0	0	0	0	0	0	
00008	15	40556	13	5	0	0	0	0	0	0	0	0	0	0	
00009	17	52568	21	8	0	0	0	0	0	0	0	0	0	0	
00010	21	11015	14	7	0	0	0	0	0	0	0	0	0	0	
00011	25	11587	16	8	0	0	0	0	0	0	0	0	0	0	
00012	55	11567	15	8	0	0	0	0	0	0	0	0	0	0	
00013	34	12415	16	8	0	0	0	0	0	0	0	0	0	0	
00014	58	59375	15	8	0	0	0	0	0	0	0	0	0	0	
00015	157	27382	74	5	0	0	0	0	0	0	0	0	0	0	
00016	107	18150	85	5	0	0	0	0	0	0	0	0	0	0	
00017	107	16736	20	5	0	0	0	0	0	0	0	0	0	0	
00018	92	35501	38	5	0	0	0	0	0	0	0	0	0	0	
00019	166	55127	20	5	0	0	0	0	0	0	0	0	0	0	
00020	112	15200	25	5	0	0	0	0	0	0	0	0	0	0	
00021	133	15200	58	5	0	0	0	0	0	0	0	0	0	0	
00022	85	36927	47	5	0	0	0	0	0	0	0	0	0	0	
00023	25	18037	25	5	0	0	0	0	0	0	0	0	0	0	
00024	17	32101	11	5	0	0	0	0	0	0	0	0	0	0	
00025	11	932	1	5	0	0	0	0	0	0	0	0	0	0	
00026	11	22288	2	5	0	0	0	0	0	0	0	0	0	0	
00027	29	15719	13	5	0	0	0	0	0	0	0	0	0	0	
00028	21	15733	13	5	0	0	0	0	0	0	0	0	0	0	
00029	1	21607	3	5	0	0	0	0	0	0	0	0	0	0	
00030	1	11015	1	5	0	0	0	0	0	0	0	0	0	0	
00031	1	11015	1	5	0	0	0	0	0	0	0	0	0	0	
00032	1	11015	1	5	0	0	0	0	0	0	0	0	0	0	
00033	1	11015	1	5	0	0	0	0	0	0	0	0	0	0	
00034	1	11015	1	5	0	0	0	0	0	0	0	0	0	0	
00035	1	11015	1	5	0	0	0	0	0	0	0	0	0	0	
00036	1	11015	1	5	0	0	0	0	0	0	0	0	0	0	
00037	1	11015	1	5	0	0	0	0	0	0	0	0	0	0	
00038	1	11015	1	5	0	0	0	0	0	0	0	0	0	0	
00039	1	11015	1	5	0	0	0	0	0	0	0	0	0	0	
00040	1	11015	1	5	0	0	0	0	0	0	0	0	0	0	
00041	1	11015	1	5	0	0	0	0	0	0	0	0	0	0	
00042	1	11015	1	5	0	0	0	0	0	0	0	0	0	0	
00043	1	11015	1	5	0	0	0	0	0	0	0	0	0	0	
00044	1	11015	1	5	0	0	0	0	0	0	0	0	0	0	
00045	1	11015	1	5	0	0	0	0	0	0	0	0	0	0	
00046	1	11015	1	5	0	0	0	0	0	0	0	0	0	0	
00047	1	11015	1	5	0	0	0	0	0	0	0	0	0	0	
00048	1	11015	1	5	0	0	0	0	0	0	0	0	0	0	
00049	1	11015	1	5	0	0	0	0	0	0	0	0	0	0	
00050	1	11015	1	5	0	0	0	0	0	0	0	0	0	0	
00051	1	11015	1	5	0	0	0	0	0	0	0	0	0	0	
00052	1	11015	1	5	0	0	0	0	0	0	0	0	0	0	
00053	1	11015	1	5	0	0	0	0	0	0	0	0	0	0	
00054	1	11015	1	5	0	0	0	0	0	0	0	0	0	0	
00055	1	11015	1	5	0	0	0	0	0	0	0	0	0	0	
00056	1	11015	1	5	0	0	0	0	0	0	0	0	0	0	
00057	1	11015	1	5	0	0	0	0	0	0	0	0	0	0	
00058	1	11015	1	5	0	0	0	0	0	0	0	0	0	0	
00059	1	11015	1	5	0	0	0	0	0	0	0	0	0	0	
00060	1	11015	1	5	0	0	0	0	0	0	0	0	0	0	

THE FIGURES IN THIS TABLE HAVE NOT BEEN ADJUSTED TO EQUAL BUDGET FIGURES.

* OTHER* INCLUDES RESIDENCES WITH NO RECOGNIZABLE ZIP CODE

THE ADDRESS IS THE CORRESPONDENCE ADDRESS OF THE PAYEE.

MAILING ADDRESS	-DOJ-			-ARMY-			-NAVY-			-USMC-			-USAF-		
	NUMBER	MONTHLY PAYMENT	NUMBER	MONTHLY PAYMENT	NUMBER	MONTHLY PAYMENT	NUMBER	MONTHLY PAYMENT	NUMBER	MONTHLY PAYMENT	NUMBER	MONTHLY PAYMENT	NUMBER	MONTHLY PAYMENT	
ALABAMA	1,727	750,793	934	401,802	285	118,716	28	14,436	480	215,889					
ALASKA	41,097	41,097	47	19,867	11	19,867	1	19,867	33	15,172					
ARIZONA	1,032	902,639	798	408,372	321	193,499	64	31,807	519	312,991					
ARKANSAS	1,033	484,433	509	202,285	224	130,247	22	11,407	288	127,833					
CALIFORNIA	1,027	7,075,201	4,015	2,052,672	6,178	3,320,774	827	42,176	2,964	1,167,347					
CONNECTICUT	1,754	1,000,999	132	170,704	105	125,414	25	8,681	67	39,874					
DELAWARE	251	1,020,771	116	147,086	357	162,878	12	1,944	41	37,145					
DISTRICT OF COLUMBIA	388	1,205,713	115	140,804	117	164,801	1	1,288	47	28,446					
FLORIDA	7,996	3,970,223	3,183	1,645,321	2,524	1,115,985	222	10,769	2,167	1,151,555					
GEORGIA	2,598	1,137,795	1,063	751,828	362	154,933	80	35,392	493	215,494					
HAWAII	529	8,223	11	4,474	8	1,821	1	1,821	93	11,835					
ILLINOIS	1,543	2,680,093	242	120,573	157	77,196	26	16,414	104	54,274					
INDIANA	761	615,835	375	354,768	361	191,024	26	10,634	174	299,350					
IOWA	1,021	3,167,716	595	2,219,211	191	1,219,522	16	1,043	368	168,107					
KANSAS	782	1,327,421	244	179,252	102	44,702	9	3,903	199	75,976					
KENTUCKY	975	1,346,223	683	265,675	112	34,748	1	1,121	172	29,110					
LOUISIANA	1,278	558,774	550	235,354	126	155,232	14	1,232	48	185,716					
MAINE	362	1,979,989	175	70,203	111	46,612	4	3,356	72	29,492					
MASSACHUSETTS	2,371	1,205,828	186	576,208	173	393,772	77	38,556	37	196,662					
MICHIGAN	1,939	3,650,816	493	2,011,303	607	3,280,078	19	7,603	227	109,444					
MINNESOTA	649	2,993,066	332	1,291,145	221	511,440	22	3,241	223	86,444					
MISSISSIPPI	1,244	5,323,274	705	1,664,244	153	95,207	25	11,338	137	65,965					
MISSOURI	1,192	1,832,766	162	70,203	247	123,193	9	1,480	266	100,463					
NEBRASKA	491	2,504,411	147	71,143	139	35,316	17	1,893	11	20,430					
NEVADA	377	1,680,336	179	77,910	103	44,671	3	15,151	60	31,914					
NEW HAMPSHIRE	1,799	751,514	156	49,634	44	17,629	43	18,151	27	10,950					
NEW JERSEY	2,528	3,958,035	1,150	1,570,411	1,063	1,611,779	17	19,457	237	123,934					
NEW YORK	2,134	907,084	1,450	483,316	643	2,020,599	14	16,118	428	168,950					
NORTH CAROLINA	1,642	3,123,044	45	203,392	112	173,088	198	91,918	373	159,423					
NORTH DAKOTA	1,215	669,288	788	318,504	281	177,008	0	16,710	18	5,924					
OHIO	2,025	5,207,568	620	3,125,887	179	1,494,500	43	16,709	53	27,900					
OKLAHOMA	1,021	1,020,771	607	164,801	373	164,801	18	19,611	223	154,442					
PENNSYLVANIA	2,035	1,009,117	1,342	599,678	663	2,600,824	81	35,939	225	144,701					
PUERTO RICO	302	101,189	278	94,261	6	2,245	23	58	14	3,084					
RHODE ISLAND	425	1,150,679	133	62,350	6	107,609	6	1,106	19	14,414					
SOUTH CAROLINA	1,878	822,554	933	439,536	252	1,026,227	63	30,629	427	180,323					
SOUTH DAKOTA	1,229	380,386	67	27,318	13	3,991	6	2,127	46	14,480					
TEXAS	6,323	5,480,346	649	2,729,770	346	1,430,662	31	1,491	297	1,259,192					
UTAH	386	1,176,933	203	1,167,331	794	3,354,477	89	4,624	2,487	1,269,992					
VERMONT	153	44,435	116	44,432	61	27,629	5	2,066	117	53,929					
VIRGINIA	4,752	2,633,158	2,002	1,110,276	1,807	958,714	217	129,869	719	432,418					
VIRGIN ISLANDS			6	2,476	0	0	0	0	1	0					
WASHINGTON	2,597	1,184,582	1,116	495,056	882	433,479	55	25,738	51	26,517					
WEST VIRGINIA	334	1,131,155	167	740,402	85	413,774	17	4,986	59	22,491					
WISCONSIN	661	2,507,749	368	1,394,661	128	480,815	12	4,951	148	16,746					
WYOMING	2,339	846,812	52	23,946	19	951	2	951	29	118,496					
TOTAL	95,106	39,671,414	38,656	17,413,029	23,927	10,547,931	2,713	1,317,119	19,810	9,353,315					

THE FIGURES IN THIS TABLE HAVE NOT BEEN ADJUSTED TO EQUAL BUDGET FIGURES.

OTHER: INCLUDES RESIDENCES WITH NO RECOGNIZABLE ZIP CODE, OVERSEAS ADDRESSES, INVALID ZIP CODES, AND MOST APO/FPO ZIP CODES.
 THE ADDRESS IS THE CORRESPONDENCE ADDRESS OF THE PAYEE.

3MDC - DOD ACTUARIES OFFICE

ZIP CODE	ARMY	NAVY	USMC	USAF		
NUMBER	MONTHLY PAYMENT	NUMBER	MONTHLY PAYMENT	NUMBER	MONTHLY PAYMENT	
999	174,464	141	43,295	5	1,822	
951	185,451	149	71,484	11	5,987	
952	121,009	109	47,422	16	30,557	
953	50,069	49	19,317	4	2,735	
954	12,077	21	4,702	4	1,274	
955	12,077	21	4,702	4	1,274	
956	12,077	21	4,702	4	1,274	
957	12,077	21	4,702	4	1,274	
958	12,077	21	4,702	4	1,274	
959	12,077	21	4,702	4	1,274	
960	12,077	21	4,702	4	1,274	
961	12,077	21	4,702	4	1,274	
962	12,077	21	4,702	4	1,274	
963	12,077	21	4,702	4	1,274	
964	12,077	21	4,702	4	1,274	
965	12,077	21	4,702	4	1,274	
966	12,077	21	4,702	4	1,274	
967	12,077	21	4,702	4	1,274	
968	12,077	21	4,702	4	1,274	
969	12,077	21	4,702	4	1,274	
970	12,077	21	4,702	4	1,274	
971	12,077	21	4,702	4	1,274	
972	12,077	21	4,702	4	1,274	
973	12,077	21	4,702	4	1,274	
974	12,077	21	4,702	4	1,274	
975	12,077	21	4,702	4	1,274	
976	12,077	21	4,702	4	1,274	
977	12,077	21	4,702	4	1,274	
978	12,077	21	4,702	4	1,274	
979	12,077	21	4,702	4	1,274	
980	12,077	21	4,702	4	1,274	
981	12,077	21	4,702	4	1,274	
982	12,077	21	4,702	4	1,274	
983	12,077	21	4,702	4	1,274	
984	12,077	21	4,702	4	1,274	
985	12,077	21	4,702	4	1,274	
986	12,077	21	4,702	4	1,274	
987	12,077	21	4,702	4	1,274	
988	12,077	21	4,702	4	1,274	
989	12,077	21	4,702	4	1,274	
990	12,077	21	4,702	4	1,274	
991	12,077	21	4,702	4	1,274	
992	12,077	21	4,702	4	1,274	
993	12,077	21	4,702	4	1,274	
994	12,077	21	4,702	4	1,274	
995	12,077	21	4,702	4	1,274	
996	12,077	21	4,702	4	1,274	
997	12,077	21	4,702	4	1,274	
998	12,077	21	4,702	4	1,274	
999	12,077	21	4,702	4	1,274	
OTHER	1,212	428,855	1,833	23	10,824	
TOTAL	95,195	38,671,434	38,656	17,413,029	23,927	10,587,981
TOTAL	95,195	38,671,434	38,656	17,413,029	23,927	10,587,981

THE FIGURES IN THIS TABLE HAVE NOT BEEN ADJUSTED TO EQUAL BUDGET FIGURES.

* OTHER* INCLUDES RESIDENCES WITH NO RECOGNIZABLE ZIP CODE

THE ADDRESS IS THE CORRESPONDENCE ADDRESS OF THE PAYEE.

JMOC - OOD ACTUARY'S OFFICE

*Participation Rate of All Military Retirees in FY83 With Survivor Benefit Plan (SBP)

For All Retirees on Rolls

	<u>Army</u>	<u>Navy</u>	<u>Marines</u>	<u>Air Force</u>	<u>Total</u>
Nondisabled Enlisteds Without Reserve Ret	.51	.51	.43	.45	.48
Nondisabled Officers Without Reserve Ret	.71	.70	.65	.72	.71
Disabled Enlisteds	.46	.47	.33	.42	.44
Disabled Officers	.65	.63	.60	.69	.65
Reserve Ret Enlisteds Only	.82	.79	.75	.84	.81
Reserve Ret Officers Only	.84	.81	.86	.86	.84
All Enlisteds	.52	.51	.41	.45	.49
All Officers	.74	.72	.66	.74	.73
All	.61	.57	.49	.54	.57

*Figures vary from previous year because of a reporting lag in open enrollment which ended September 30, 1982.

DoD Office of the Actuary
Defense Manpower Data Center
October 1983

Participation Rate of All Military Retirees in FY83 With Survivor Benefit Plan (SBP)

For Those Retired in 1983

	<u>Army</u>	<u>Navy</u>	<u>Marines</u>	<u>Air Force</u>	<u>Total</u>
Nondisabled Enlisteds Without Reserve Ret	.47	.36	.31	.39	.41
Nondisabled Officers Without Reserve Ret	.70	.62	.59	.63	.65
Disabled Enlisteds	.38	.39	.40	.38	.38
Disabled Officers	.51	.41	.44	.52	.49
Reserve Ret Enlisteds Only	.82	.87	.83	.83	.84
Reserve Ret Officers Only	.81	.90	.90	.86	.85
All Enlisteds	.49	.43	.37	.43	.45
All Officers	.75	.76	.70	.73	.74
All	.58	.55	.49	.54	.55

DoD Office of the Actuary
Defense Manpower Data Center
October 1983

*Ratio of Base Amount Selected for SBP to Gross Amount of Retired Pay

As of 9/30/83

For All Retirees on Rolls

	<u>Army</u>	<u>Navy</u>	<u>Marines</u>	<u>Air Force</u>	<u>Total</u>
Nondisabled Enlisteds Without Reserve Ret	.89	.75	.87	.85	.83
Nondisabled Officers Without Reserve Ret	.87	.72	.80	.82	.81
Disabled Enlisteds	.94	.80	.93	.92	.90
Disabled Officers	.94	.77	.87	.89	.89
Reserve Ret Enlisteds Only	.99	.87	.99	.98	.95
Reserve Ret Officers Only	.98	.85	.97	.97	.95
All Enlisteds	.90	.76	.88	.86	.84
All Officers	.90	.74	.82	.84	.84
All	.90	.75	.85	.85	.84

*Figures vary from previous year because of a reporting lag in open enrollment which ended September 30, 1982.

DoD Office of the Actuary
Defense Manpower Data Center
October 1983

Ratio of Base Amount Selected for SBP to Gross Amount of Retired Pay

As of 9/30/83

For Those Retired in 1983

	<u>Army</u>	<u>Navy</u>	<u>Marines</u>	<u>Air Force</u>	<u>(All DoD) Total</u>
Nondisabled Enlisteds Without Reserve Ret	.77	.64	.75	.68	.71
Nondisabled Officers Without Reserve Ret	.78	.65	.64	.63	.69
Disabled Enlisteds	.90	.84	.91	.95	.89
Disabled Officers	.93	.69	1.00	.82	.85
Reserve Ret Enlisteds Only	.99	.97	.99	.98	.98
Reserve Ret Officers Only	.98	.96	.96	.97	.97
All Enlisteds	.80	.71	.80	.72	.75
All Officers	.84	.77	.73	.72	.77
All	.82	.74	.75	.72	.77

DoD Office of the Actuary
Defense Manpower Data Center
October 1983

MILITARY PERSONNEL CA RETIRED ROLLS END FISCAL YEAR 1983 BY AGE AND SURVIVOR BENEFIT ELECTION

ALL OFFICERS

AGE	TOTAL RETRD	RSFPP		SBP		RSFPP		RSFPP		RSFPP		RSFPP		RSFPP		SPOUSE		CHILD	INSLRE	INTRST	
		ONLY	RCM	NEITHER	GRANC TOTAL	RSFPP TOTAL	OPTION ¹ ONLY	OPTION ² ONLY	OPTION ³ ONLY	OPTION ⁴ ONLY	OPTION ⁵ ONLY	OPTION ⁶ ONLY	OPTION ⁷ ONLY	OPTION ⁸ ONLY	OPTION ⁹ ONLY	OPTION ¹⁰ ONLY	ONLY				ONLY
15	0	0	0	0	0	0	0	0	0	0	0	0	0	0	0	0	0	0	0	0	0
16	0	0	0	0	0	0	0	0	0	0	0	0	0	0	0	0	0	0	0	0	0
17	0	0	0	0	0	0	0	0	0	0	0	0	0	0	0	0	0	0	0	0	0
18	0	0	0	0	0	0	0	0	0	0	0	0	0	0	0	0	0	0	0	0	0
19	0	0	0	0	0	0	0	0	0	0	0	0	0	0	0	0	0	0	0	0	0
20	0	0	0	0	0	0	0	0	0	0	0	0	0	0	0	0	0	0	0	0	0
21	7	7	0	0	0	0	0	0	0	0	0	0	0	0	0	0	0	0	0	0	0
22	25	25	0	0	0	0	0	0	0	0	0	0	0	0	0	0	0	0	0	0	0
23	31	31	0	0	0	0	0	0	0	0	0	0	0	0	0	0	0	0	0	0	0
24	52	52	0	0	0	0	0	0	0	0	0	0	0	0	0	0	0	0	0	0	0
25	27	27	0	0	0	0	0	0	0	0	0	0	0	0	0	0	0	0	0	0	0
26	27	27	0	0	0	0	0	0	0	0	0	0	0	0	0	0	0	0	0	0	0
27	28	28	0	0	0	0	0	0	0	0	0	0	0	0	0	0	0	0	0	0	0
28	33	33	0	0	0	0	0	0	0	0	0	0	0	0	0	0	0	0	0	0	0
29	40	40	0	0	0	0	0	0	0	0	0	0	0	0	0	0	0	0	0	0	0
30	52	52	0	0	0	0	0	0	0	0	0	0	0	0	0	0	0	0	0	0	0
31	52	52	0	0	0	0	0	0	0	0	0	0	0	0	0	0	0	0	0	0	0
32	55	55	0	0	0	0	0	0	0	0	0	0	0	0	0	0	0	0	0	0	0
33	67	67	0	0	0	0	0	0	0	0	0	0	0	0	0	0	0	0	0	0	0
34	22	22	0	0	0	0	0	0	0	0	0	0	0	0	0	0	0	0	0	0	0
35	21	21	0	0	0	0	0	0	0	0	0	0	0	0	0	0	0	0	0	0	0
36	21	21	0	0	0	0	0	0	0	0	0	0	0	0	0	0	0	0	0	0	0
37	21	21	0	0	0	0	0	0	0	0	0	0	0	0	0	0	0	0	0	0	0
38	21	21	0	0	0	0	0	0	0	0	0	0	0	0	0	0	0	0	0	0	0
39	70	70	0	0	0	0	0	0	0	0	0	0	0	0	0	0	0	0	0	0	0
40	124	124	0	0	0	0	0	0	0	0	0	0	0	0	0	0	0	0	0	0	0
41	126	126	0	0	0	0	0	0	0	0	0	0	0	0	0	0	0	0	0	0	0
42	135	135	0	0	0	0	0	0	0	0	0	0	0	0	0	0	0	0	0	0	0
43	135	135	0	0	0	0	0	0	0	0	0	0	0	0	0	0	0	0	0	0	0
44	135	135	0	0	0	0	0	0	0	0	0	0	0	0	0	0	0	0	0	0	0
45	135	135	0	0	0	0	0	0	0	0	0	0	0	0	0	0	0	0	0	0	0
46	135	135	0	0	0	0	0	0	0	0	0	0	0	0	0	0	0	0	0	0	0
47	135	135	0	0	0	0	0	0	0	0	0	0	0	0	0	0	0	0	0	0	0
48	135	135	0	0	0	0	0	0	0	0	0	0	0	0	0	0	0	0	0	0	0
49	135	135	0	0	0	0	0	0	0	0	0	0	0	0	0	0	0	0	0	0	0
50	135	135	0	0	0	0	0	0	0	0	0	0	0	0	0	0	0	0	0	0	0
51	135	135	0	0	0	0	0	0	0	0	0	0	0	0	0	0	0	0	0	0	0
52	135	135	0	0	0	0	0	0	0	0	0	0	0	0	0	0	0	0	0	0	0
53	135	135	0	0	0	0	0	0	0	0	0	0	0	0	0	0	0	0	0	0	0
54	135	135	0	0	0	0	0	0	0	0	0	0	0	0	0	0	0	0	0	0	0
55	135	135	0	0	0	0	0	0	0	0	0	0	0	0	0	0	0	0	0	0	0
56	135	135	0	0	0	0	0	0	0	0	0	0	0	0	0	0	0	0	0	0	0
57	135	135	0	0	0	0	0	0	0	0	0	0	0	0	0	0	0	0	0	0	0
58	135	135	0	0	0	0	0	0	0	0	0	0	0	0	0	0	0	0	0	0	0
59	135	135	0	0	0	0	0	0	0	0	0	0	0	0	0	0	0	0	0	0	0
60	135	135	0	0	0	0	0	0	0	0	0	0	0	0	0	0	0	0	0	0	0
61	135	135	0	0	0	0	0	0	0	0	0	0	0	0	0	0	0	0	0	0	0
62	135	135	0	0	0	0	0	0	0	0	0	0	0	0	0	0	0	0	0	0	0
63	135	135	0	0	0	0	0	0	0	0	0	0	0	0	0	0	0	0	0	0	0

MILITARY PERSONNEL CA RETIRED ROLLS END FISCAL YEAR 1983 BY AGE AND SURVIVOR BENEFIT ELECTION

ALL OFFICERS

AGE	TOTAL RSFPP ONLY	RSFPP ONLY	SBP ONLY	BOTH	NEITHER	RSFPP OPTION4 YES				RSFPP OPTION4 NO				SPOUSE ONLY			CHILD ONLY			INSURE
						TOTAL	SPOUSE ONLY	CHILD ONLY	SP+CH	TOTAL	SPOUSE ONLY	CHILD ONLY	SP+CH	TOTAL	SPOUSE ONLY	CHILD ONLY	SP+CH	TOTAL	SPOUSE ONLY	
74	598	118	471	576	1827	538	12	115	29	15	6	7	5047	4889	10	174	18			
75	578	103	475	1737	1758	438	4	27	24	20	2	2	4571	4375	15	179	11			
76	568	93	475	1648	1648	344	4	22	24	19	13	13	3897	3764	11	181	11			
77	5719	89	5630	1161	1131	308	3	20	29	31	5	5	2254	2166	6	192	14			
78	3938	52	3886	225	1144	226	1	43	35	30	3	3	2694	2631	6	142	11			
79	3409	47	3362	182	1188	171	0	21	20	22	5	5	2244	2199	4	24	7			
80	2744	41	1696	155	1827	161	1	20	24	23	0	0	1861	1822	3	24	10			
81	2234	34	1342	148	727	125	1	17	17	16	2	2	1463	1436	2	24	7			
82	1772	24	1374	87	543	83	1	10	11	10	1	1	1443	1379	5	10	7			
83	1557	14	869	87	343	72	1	10	11	10	1	1	1343	1335	5	14	7			
84	1187	10	553	68	466	67	1	4	21	15	2	2	721	713	3	7	2			
85	835	11	471	48	422	50	0	3	10	17	1	1	442	430	2	7	2			
86	815	11	471	43	374	43	0	3	8	7	1	1	512	506	2	4	2			
87	655	11	471	23	291	29	1	5	15	17	1	1	390	383	0	2	2			
88	624	11	300	26	291	19	1	5	18	17	1	1	326	321	0	2	2			
89	497	7	236	11	243	12	1	0	6	4	1	1	247	244	1	2	0			
90	351	1	172	3	168	11	0	0	2	2	0	0	182	182	0	0	0			
91	286	2	136	3	104	3	0	0	3	1	0	0	108	108	0	0	0			
92	204	2	96	2	44	4	0	0	1	0	0	0	98	98	0	0	0			
93	144	1	64	2	44	4	0	0	0	0	0	0	64	64	0	0	0			
94	95	1	37	0	57	0	0	0	0	0	0	0	37	35	1	0	0			
95	60	1	12	0	42	0	0	0	0	0	0	0	17	17	0	0	0			
96	43	1	12	0	28	0	0	0	0	0	0	0	15	14	0	0	0			
97	31	1	11	0	19	0	0	0	0	0	0	0	17	17	0	0	0			
98	17	1	11	0	19	0	0	0	0	0	0	0	17	17	0	0	0			
99	7	1	2	0	5	0	0	0	0	0	0	0	2	2	0	0	0			
100	3	1	1	0	2	0	0	0	0	0	0	0	1	1	0	0	0			
101	101	1	100	0	2	0	0	0	0	0	0	0	101	100	0	0	0			
102	103	1	102	0	1	0	0	0	0	0	0	0	103	102	0	0	0			
103	103	1	102	0	1	0	0	0	0	0	0	0	103	102	0	0	0			
104	104	1	103	0	1	0	0	0	0	0	0	0	104	103	0	0	0			
105	105	1	104	0	1	0	0	0	0	0	0	0	105	104	0	0	0			
106	107	1	106	0	1	0	0	0	0	0	0	0	107	106	0	0	0			
107	107	1	106	0	1	0	0	0	0	0	0	0	107	106	0	0	0			
108	108	1	107	0	1	0	0	0	0	0	0	0	108	107	0	0	0			
109	109	1	108	0	1	0	0	0	0	0	0	0	109	108	0	0	0			
UNK	246	0	139	12	91	0	0	0	0	0	0	0	151	131	0	12	1			
TOT	434508	4895	305375	18632	110402	23527	21766	9536	2726	9504	1761	783	356	616	319211	262355	7709	48437	710	

DMDC - DOD ACTUARY'S OFFICE

NOTES: AGE IS MEMBER AGE NEAREST BIRTHDAY AT END OF FISCAL YEAR 9/30/83. REFERENCE IS MADE TO THE NEAREST BIRTHDAY AT END OF FISCAL YEAR 9/30/83. AND SURVIVOR OPTION ONLY. REFERENCE IS MADE TO THE NEAREST BIRTHDAY AT END OF FISCAL YEAR 9/30/83. AND SURVIVOR OPTION ONLY. UNLESS SPECIFIED AS 'ONLY', A RETIREE ASSIGNED TO BOTH PLANS IS COUNTED TWICE. TOTAL UNDER RSFPP OPTION4 YES, RSFPP OPTION4 NO, AND SBP INCLUDES THOSE WITH UNKNOWN SPOUSE/CHILD OPTION.

MILITARY PERSONNEL ON RETIRED ROLLS END FISCAL YEAR 1983 BY AGE AND SURVIVOR BENEFIT ELECTION

ALL ENLISTED

AGE	TOTAL RETIRED	RSFPP ONLY	SBP ONLY	RCHM NEITHER	GRAND TOTAL RSFPP	RSFPP OPTION YES		RSFPP OPTION NC		RSFPP OPTION NC		TOTAL	SPOUSE ONLY	CMILO ONLY	SP*CH	INSURE INTRST
						ONLY	SP*CH	ONLY	SP*CH	ONLY	SP*CH					
15	0	0	0	0	0	0	0	0	0	0	0	0	0	0	0	0
16	0	0	0	0	0	0	0	0	0	0	0	0	0	0	0	0
17	0	0	0	0	0	0	0	0	0	0	0	0	0	0	0	0
18	62	1722	1302	57	3081	0	0	0	0	0	0	0	0	0	0	0
19	1	67	1722	6	1815	0	0	0	0	0	0	0	0	0	0	0
20	11	111	309	908	1428	0	0	0	0	0	0	0	0	0	0	0
21	11	111	309	908	1428	0	0	0	0	0	0	0	0	0	0	0
22	11	111	309	908	1428	0	0	0	0	0	0	0	0	0	0	0
23	11	111	309	908	1428	0	0	0	0	0	0	0	0	0	0	0
24	11	111	309	908	1428	0	0	0	0	0	0	0	0	0	0	0
25	11	111	309	908	1428	0	0	0	0	0	0	0	0	0	0	0
26	11	111	309	908	1428	0	0	0	0	0	0	0	0	0	0	0
27	11	111	309	908	1428	0	0	0	0	0	0	0	0	0	0	0
28	11	111	309	908	1428	0	0	0	0	0	0	0	0	0	0	0
29	11	111	309	908	1428	0	0	0	0	0	0	0	0	0	0	0
30	11	111	309	908	1428	0	0	0	0	0	0	0	0	0	0	0
31	11	111	309	908	1428	0	0	0	0	0	0	0	0	0	0	0
32	11	111	309	908	1428	0	0	0	0	0	0	0	0	0	0	0
33	11	111	309	908	1428	0	0	0	0	0	0	0	0	0	0	0
34	11	111	309	908	1428	0	0	0	0	0	0	0	0	0	0	0
35	11	111	309	908	1428	0	0	0	0	0	0	0	0	0	0	0
36	11	111	309	908	1428	0	0	0	0	0	0	0	0	0	0	0
37	11	111	309	908	1428	0	0	0	0	0	0	0	0	0	0	0
38	11	111	309	908	1428	0	0	0	0	0	0	0	0	0	0	0
39	11	111	309	908	1428	0	0	0	0	0	0	0	0	0	0	0
40	11	111	309	908	1428	0	0	0	0	0	0	0	0	0	0	0
41	11	111	309	908	1428	0	0	0	0	0	0	0	0	0	0	0
42	11	111	309	908	1428	0	0	0	0	0	0	0	0	0	0	0
43	11	111	309	908	1428	0	0	0	0	0	0	0	0	0	0	0
44	11	111	309	908	1428	0	0	0	0	0	0	0	0	0	0	0
45	11	111	309	908	1428	0	0	0	0	0	0	0	0	0	0	0
46	11	111	309	908	1428	0	0	0	0	0	0	0	0	0	0	0
47	11	111	309	908	1428	0	0	0	0	0	0	0	0	0	0	0
48	11	111	309	908	1428	0	0	0	0	0	0	0	0	0	0	0
49	11	111	309	908	1428	0	0	0	0	0	0	0	0	0	0	0
50	11	111	309	908	1428	0	0	0	0	0	0	0	0	0	0	0

MILITARY PERSONNEL CA RETIRED ROLLS END FISCAL YEAR 1983 BY AGE AND SURVIVOR BENEFIT ELECTION

ALL ENLISTED

AGE	TOTAL RSFPP RETIRED ONLY	SBP ONLY	BOTH	NEITHER	TOTAL RSFPP	RSFPP OPTIONS ⁴ YES			RSFPP OPTIONS ⁴ NO			TOTAL	SPOUSE ONLY		CHILD ONLY	SP+CH	IASLPE INTST		
						GRAND TOTAL	SPOUSE ONLY	CHILD ONLY	GRAND TOTAL	SPOUSE ONLY	CHILD ONLY		SPOUSE ONLY	CHILD ONLY					
74	298	1511	54	134	103	88	64	4	20	15	3	5	156	1487	11	65	2		
75	252	1322	28	116	67	69	35	0	15	8	3	3	170	1314	3	48	7		
76	272	1424	21	102	76	73	22	2	10	9	1	1	149	1096	2	48	6		
77	173	874	12	73	29	23	20	1	2	6	2	1	81	845	4	20	2		
78	143	739	12	73	29	23	20	1	2	6	2	1	81	845	4	20	2		
79	1212	556	14	621	25	15	13	0	2	10	5	3	58	564	3	14	4		
80	1072	497	14	554	21	13	8	0	4	12	7	3	491	498	0	16	4		
81	872	396	10	456	20	18	8	0	4	12	7	3	406	392	0	10	4		
82	742	320	11	402	16	15	11	0	3	6	3	1	371	309	3	11	5		
83	588	305	17	381	16	10	17	0	3	6	3	1	312	291	4	11	5		
84	588	245	6	274	9	3	1	1	1	6	4	1	251	234	3	10	4		
85	470	195	6	264	7	2	1	0	1	7	3	1	199	188	1	6	4		
86	210	120	3	117	4	4	2	0	1	1	1	1	128	125	2	4	4		
87	203	174	3	121	4	3	2	0	1	1	1	1	177	173	1	1	1		
89	165	71	1	93	1	0	0	0	0	1	1	0	72	66	0	4	2		
90	198	229	1	76	1	1	0	0	0	1	1	0	34	31	0	2	0		
91	57	220	0	35	1	0	2	0	0	0	0	0	22	22	0	0	0		
93	65	220	0	44	1	0	2	0	0	1	0	0	20	18	0	1	1		
94	22	17	0	12	0	0	0	0	0	0	0	0	13	13	0	0	0		
95	118	44	0	125	0	0	0	0	0	0	0	0	4	7	0	0	0		
96	110	43	0	117	0	0	0	0	0	0	0	0	3	2	0	1	0		
99	8	12	0	7	0	0	0	0	0	0	0	0	1	1	0	0	0		
100	7	5	0	2	0	0	0	0	0	0	0	0	0	0	0	0	0		
101	2	2	0	1	0	0	0	0	0	0	0	0	0	0	0	0	0		
102	1	1	0	0	0	0	0	0	0	0	0	0	0	0	0	0	0		
103	1	1	0	0	0	0	0	0	0	0	0	0	0	0	0	0	0		
104	1	1	0	0	0	0	0	0	0	0	0	0	0	1	0	0	0		
105	0	0	0	0	0	0	0	0	0	0	0	0	0	0	0	0	0		
106	0	0	0	0	0	0	0	0	0	0	0	0	0	0	0	0	0		
107	0	0	0	0	0	0	0	0	0	0	0	0	0	0	0	0	0		
108	0	0	0	0	0	0	0	0	0	0	0	0	0	0	0	0	0		
109	389	0	0	170	16	14	4	4	6	2	0	0	210	164	6	40	0		
UMK	922+50	14837	436134	13014	458465	27831	26340	5337	9735	11268	1511	437	487	586	449148	313881	21606	112248	1213

NOTES: AGE IS MEMBER AGE NEAREST BIRTHDAY AT END OF FISCAL YEAR 9/30/83. AND 3 (REPEATING TC PAY *FOR SURVIVOR OPTION) ONLY.
 RETIRES ACCUMULATED FOR PAY STATUS IS RECEIVING PAYMENT FROM GOVT. AND 3 (REPEATING TC PAY *FOR SURVIVOR OPTION) ONLY.
 UNLESS SPECIFIED OTHERWISE, RETIRES ARE ASSUMED TO BE UNDER 50 AND 50+ ARE ASSUMED TO BE 50+. UNLESS OTHERWISE SPECIFIED, ALL
 TOTAL UNDER RSFPP OPTION⁴ YES, RSFPP OPTION⁴ NO, AND SBP INCLUDES THOSE WITH UNKNOWN SPOUSE/CHILD OPTION.

DMDC - DOD ACTUARY'S OFFICE

MILITARY PERSONNEL CA RETIRED ROLLS END FISCAL YEAR 1982 BY AGE AND SURVIVOR BENEFIT ELECTION

ALL 000

AGE	TOTAL RSFPP ONLY	SHP ONLY	BOTH	NEITHER	RSFPP OPTIONS YES				RSFPP OPTIONS NO				SPOUSE ONLY			CHILD ONLY			TOTAL	SPOUSE ONLY	CHILD ONLY	SP+CH	INSTR
					RSFPP ONLY	RSFPP SPOUSE ONLY	RSFPP CHILD ONLY	RSFPP TOTAL	RSFPP SPOUSE ONLY	RSFPP CHILD ONLY	RSFPP TOTAL	RSFPP SPOUSE ONLY	RSFPP CHILD ONLY	RSFPP TOTAL	RSFPP SPOUSE ONLY	RSFPP CHILD ONLY	RSFPP TOTAL						
74	9966	167	5992	3187	797	753	602	16	135	44	20	11	12	6612	6372	21	155	20					
75	8967	121	5376	2945	646	611	492	7	112	35	23	4	12	5911	5689	8	184	20					
76	7840	117	4528	2707	505	445	379	4	60	26	38	6	16	5016	4867	13	125	118					
77	6449	105	3772	2237	400	390	332	5	57	46	35	4	4	4107	3980	10	127	20					
78	5375	167	3158	1933	234	293	246	2	45	41	32	5	4	3325	3276	10	127	13					
79	4621	58	2625	1729	177	184	184	0	33	40	27	6	7	2824	2763	6	48	7					
80	3786	44	2147	1446	123	135	169	1	20	32	23	1	8	2322	2280	8	40	14					
81	2109	31	1491	1025	103	122	124	0	20	24	20	3	3	1865	1848	3	40	16					
82	1446	23	1174	925	110	193	179	1	15	17	13	2	2	1261	1226	7	17	11					
83	2249	23	1174	925	110	193	179	1	15	17	13	2	2	1261	1226	7	17	11					
84	1775	23	898	740	57	70	63	2	5	27	19	5	3	972	947	6	12	6					
85	1446	15	737	600	52	47	47	0	5	17	10	7	4	761	738	2	12	6					
86	1142	11	591	497	45	45	41	0	4	9	8	1	0	634	618	4	12	6					
87	928	14	473	405	33	33	27	1	6	17	12	1	1	509	492	4	7	6					
88	827	14	474	416	37	28	21	1	6	19	18	1	1	403	396	1	7	6					
89	662	7	307	266	19	12	11	1	0	7	5	1	1	310	310	1	6	2					
90	457	1	202	171	12	12	9	0	0	2	2	0	0	248	241	0	0	2					
91	284	1	142	119	7	5	4	0	0	1	0	0	0	168	168	0	0	2					
92	214	3	184	153	6	4	4	0	0	1	0	1	0	182	182	0	0	2					
93	125	1	50	43	1	0	0	0	0	1	1	0	0	50	48	1	0	0					
94	182	1	26	23	1	0	0	0	0	1	1	0	0	25	25	0	0	0					
95	59	1	16	13	0	0	0	0	0	0	0	0	0	19	19	0	0	0					
96	50	1	17	12	0	0	0	0	0	0	0	0	0	11	11	0	0	0					
97	27	1	11	12	0	0	0	0	0	0	0	0	0	0	0	0	0	0					
98	15	0	7	12	0	0	0	0	0	0	0	0	0	0	0	0	0	0					
99	10	0	7	12	0	0	0	0	0	0	0	0	0	0	0	0	0	0					
100	4	0	1	4	0	0	0	0	0	0	0	0	0	0	0	0	0	0					
101	2	0	1	1	0	0	0	0	0	0	0	0	0	0	0	0	0	0					
102	2	0	1	1	0	0	0	0	0	0	0	0	0	0	0	0	0	0					
103	2	0	1	1	0	0	0	0	0	0	0	0	0	0	0	0	0	0					
104	2	0	1	1	0	0	0	0	0	0	0	0	0	0	0	0	0	0					
105	0	0	0	0	0	0	0	0	0	0	0	0	0	0	0	0	0	0					
106	0	0	0	0	0	0	0	0	0	0	0	0	0	0	0	0	0	0					
107	0	0	0	0	0	0	0	0	0	0	0	0	0	0	0	0	0	0					
108	0	0	0	0	0	0	0	0	0	0	0	0	0	0	0	0	0	0					
109	0	0	0	0	0	0	0	0	0	0	0	0	0	0	0	0	0	0					
UNK	635	0	342	261	32	28	15	4	9	4	2	0	2	361	295	12	52	1					
TOT	135698	19732	73673	31646	56867	51378	48106	14873	12461	20772	3272	1220	843	1202	768359	576236	29315	160785	2023				

NOTES: AGE IS MEMBER AGE NEAREST BIRTHDAY AT END FISCAL YEAR 9/30/83. AGE RECEIVING PAYMENT FROM DOD. AND SURVIVOR OPTION) ONLY. RETIRES COUNTED FOR PAY STATUS. (RECEIVING PAYMENT FROM DOD). A RETIRE ASSIGNED TO BOTH PLANS IS COUNTED TWICE. UNLESS SPECIFIED AS "ONLY". A RETIRE ASSIGNED TO BOTH PLANS IS COUNTED TWICE. TOTAL UNDER RSFPP OPTICA4 YES, RSFPP OPTICA4 NO, AND SBP INCLUDES THOSE WITH UNKNOWN SPOUSE/CHILD OPTION.

DMDC - 000 ACTUARY'S OFFICE

MILITARY PERSONNEL RETIRED IN FISCAL 1983 AND ELECTING SBP BENEFITS

ALL DCD

AGE	TOTAL RETIRED	TOTAL ELECTING	TOTAL ELEGTY/ TOTAL RET	TOTAL WITH RET/ GROSS PAY	AVERAGE MONTHLY GROSS PAY	TOTAL WITH AMOUNT GROSS PAY	AVERAGE SBP BASE AMOUNT	TOTAL VALID SPOUSE AGE	AVERAGE SPOUSE AGE	AVERAGE AGE DIFFERENCE
15	0	0	0.0	0	0.0	0	0.0	0	0.0	0.0
16	0	0	0.0	0	0.0	0	0.0	0	0.0	0.0
17	0	0	0.0	0	0.0	0	0.0	0	0.0	0.0
18	19	1	0.05	1	287.00	1	287.00	0	0.0	0.0
19	98	7	0.07	7	326.29	7	326.29	2	18.00	1.00
20	183	22	0.12	22	440.95	22	440.95	19	22.00	0.32
21	265	51	0.19	51	417.92	51	417.92	16	23.00	1.06
22	276	61	0.22	61	446.73	61	446.73	11	24.00	1.84
23	279	67	0.24	67	454.73	67	454.73	8	24.00	1.00
24	315	94	0.30	94	501.82	94	501.82	2	25.00	1.00
25	377	122	0.32	122	529.17	122	529.17	2	25.00	1.00
26	435	153	0.35	153	543.74	153	543.74	15	25.00	1.00
27	435	153	0.35	153	543.74	153	543.74	15	25.00	1.00
28	435	153	0.35	153	543.74	153	543.74	15	25.00	1.00
29	435	153	0.35	153	543.74	153	543.74	15	25.00	1.00
30	435	153	0.35	153	543.74	153	543.74	15	25.00	1.00
31	435	153	0.35	153	543.74	153	543.74	15	25.00	1.00
32	435	153	0.35	153	543.74	153	543.74	15	25.00	1.00
33	435	153	0.35	153	543.74	153	543.74	15	25.00	1.00
34	435	153	0.35	153	543.74	153	543.74	15	25.00	1.00
35	435	153	0.35	153	543.74	153	543.74	15	25.00	1.00
36	435	153	0.35	153	543.74	153	543.74	15	25.00	1.00
37	435	153	0.35	153	543.74	153	543.74	15	25.00	1.00
38	435	153	0.35	153	543.74	153	543.74	15	25.00	1.00
39	435	153	0.35	153	543.74	153	543.74	15	25.00	1.00
40	435	153	0.35	153	543.74	153	543.74	15	25.00	1.00
41	435	153	0.35	153	543.74	153	543.74	15	25.00	1.00
42	435	153	0.35	153	543.74	153	543.74	15	25.00	1.00
43	435	153	0.35	153	543.74	153	543.74	15	25.00	1.00
44	435	153	0.35	153	543.74	153	543.74	15	25.00	1.00
45	435	153	0.35	153	543.74	153	543.74	15	25.00	1.00
46	435	153	0.35	153	543.74	153	543.74	15	25.00	1.00
47	435	153	0.35	153	543.74	153	543.74	15	25.00	1.00
48	435	153	0.35	153	543.74	153	543.74	15	25.00	1.00
49	435	153	0.35	153	543.74	153	543.74	15	25.00	1.00
50	435	153	0.35	153	543.74	153	543.74	15	25.00	1.00
51	435	153	0.35	153	543.74	153	543.74	15	25.00	1.00
52	435	153	0.35	153	543.74	153	543.74	15	25.00	1.00
53	435	153	0.35	153	543.74	153	543.74	15	25.00	1.00
54	435	153	0.35	153	543.74	153	543.74	15	25.00	1.00
55	435	153	0.35	153	543.74	153	543.74	15	25.00	1.00
56	435	153	0.35	153	543.74	153	543.74	15	25.00	1.00
57	435	153	0.35	153	543.74	153	543.74	15	25.00	1.00
58	435	153	0.35	153	543.74	153	543.74	15	25.00	1.00
59	435	153	0.35	153	543.74	153	543.74	15	25.00	1.00
60	435	153	0.35	153	543.74	153	543.74	15	25.00	1.00
61	435	153	0.35	153	543.74	153	543.74	15	25.00	1.00
62	435	153	0.35	153	543.74	153	543.74	15	25.00	1.00
63	435	153	0.35	153	543.74	153	543.74	15	25.00	1.00
64	435	153	0.35	153	543.74	153	543.74	15	25.00	1.00
65	435	153	0.35	153	543.74	153	543.74	15	25.00	1.00
66	435	153	0.35	153	543.74	153	543.74	15	25.00	1.00
67	435	153	0.35	153	543.74	153	543.74	15	25.00	1.00
68	435	153	0.35	153	543.74	153	543.74	15	25.00	1.00
69	435	153	0.35	153	543.74	153	543.74	15	25.00	1.00
70	435	153	0.35	153	543.74	153	543.74	15	25.00	1.00
71	435	153	0.35	153	543.74	153	543.74	15	25.00	1.00
72	435	153	0.35	153	543.74	153	543.74	15	25.00	1.00

MILITARY PERSONNEL RETIRED IN FISCAL 1983 AND ELECTING SBP BENEFITS
ALL DOD

AGE	TOTAL RETIRED	TOTAL ELECTING	TOTAL ELECT/ TOTAL RET	TOTAL WITH RET PAY GT 0	AVERAGE MONTHLY GROSS PAY	TOTAL WITH AMOUNT GT 0	AVERAGE SBP BASE AMOUNT	TOTAL WITH SPOUSE AGE	AVERAGE SPOUSE AGE	AVERAGE AGE DIFFERENCE
74	0	0	0.0	0	0.0	0	0.0	0	0.0	0.0
75	0	0	0.0	0	0.0	0	0.0	0	0.0	0.0
76	0	0	0.0	0	0.0	0	0.0	0	0.0	0.0
77	0	0	0.0	0	0.0	0	0.0	0	0.0	0.0
78	0	0	0.0	0	0.0	0	0.0	0	0.0	0.0
79	0	0	0.0	0	0.0	0	0.0	0	0.0	0.0
80	0	0	0.0	0	0.0	0	0.0	0	0.0	0.0
81	0	0	0.0	0	0.0	0	0.0	0	0.0	0.0
82	0	0	0.0	0	0.0	0	0.0	0	0.0	0.0
83	0	0	0.0	0	0.0	0	0.0	0	0.0	0.0
84	0	0	0.0	0	0.0	0	0.0	0	0.0	0.0
85	0	0	0.0	0	0.0	0	0.0	0	0.0	0.0
86	0	0	0.0	0	0.0	0	0.0	0	0.0	0.0
87	0	0	0.0	0	0.0	0	0.0	0	0.0	0.0
88	0	0	0.0	0	0.0	0	0.0	0	0.0	0.0
89	0	0	0.0	0	0.0	0	0.0	0	0.0	0.0
90	0	0	0.0	0	0.0	0	0.0	0	0.0	0.0
91	0	0	0.0	0	0.0	0	0.0	0	0.0	0.0
92	0	0	0.0	0	0.0	0	0.0	0	0.0	0.0
93	0	0	0.0	0	0.0	0	0.0	0	0.0	0.0
94	0	0	0.0	0	0.0	0	0.0	0	0.0	0.0
95	0	0	0.0	0	0.0	0	0.0	0	0.0	0.0
96	0	0	0.0	0	0.0	0	0.0	0	0.0	0.0
97	0	0	0.0	0	0.0	0	0.0	0	0.0	0.0
98	0	0	0.0	0	0.0	0	0.0	0	0.0	0.0
99	0	0	0.0	0	0.0	0	0.0	0	0.0	0.0
100	0	0	0.0	0	0.0	0	0.0	0	0.0	0.0
101	0	0	0.0	0	0.0	0	0.0	0	0.0	0.0
102	0	0	0.0	0	0.0	0	0.0	0	0.0	0.0
103	0	0	0.0	0	0.0	0	0.0	0	0.0	0.0
104	0	0	0.0	0	0.0	0	0.0	0	0.0	0.0
105	0	0	0.0	0	0.0	0	0.0	0	0.0	0.0
106	0	0	0.0	0	0.0	0	0.0	0	0.0	0.0
107	0	0	0.0	0	0.0	0	0.0	0	0.0	0.0
108	0	0	0.0	0	0.0	0	0.0	0	0.0	0.0
109	34	23	0.68	23	839.57	23	780.09	7	51.00	0.0
UNK	0	0	0.0	0	0.0	0	0.0	0	0.0	0.0
TOT	44291	24517	0.55	24517	1040.27	24510	796.06	14575	49.97	2.03

NOTES: RETIREES COUNTED FOR PAY STATUS 1 (IN CURRENT PAY STATUS) AND 3 (REMITTING PAY FOR SURVIVOR OPTION) ONLY.
AGE IS AGE NEAREST BIRTHDAY AT TIME OF RETIREMENT.
SPOUSE AGE IS AS OF 1983.
AGE DIFFERENCE IS RETIREE AGE MINUS SPOUSE AGE.

CPCC - DOD ACTUARY'S OFFICE

MONTHLY AMOUNT OF MILITARY RETIRED PAY FOR PERSONS RETIRING WITHOUT DISABILITY UNDER VARIOUS PAY SCALES

PAY GRADE SCALE	20	21	22	23	24	25	26	27	28	29	30
WARRANT OFFICERS											
U-4	951.87	999.47	1049.11	1099.95	1149.98	1199.98	1249.98	1299.98	1349.98	1399.98	1449.98
1955	980.33	1028.93	1078.57	1128.21	1177.85	1227.49	1277.13	1326.77	1376.41	1426.05	1475.69
1956	1010.00	1059.64	1109.28	1158.92	1208.56	1258.20	1307.84	1357.48	1407.12	1456.76	1506.40
1957	1040.00	1089.64	1139.28	1188.92	1238.56	1288.20	1337.84	1387.48	1437.12	1486.76	1536.40
1958	1070.00	1119.64	1169.28	1218.92	1268.56	1318.20	1367.84	1417.48	1467.12	1516.76	1566.40
1959	1100.00	1149.64	1199.28	1248.92	1298.56	1348.20	1397.84	1447.48	1497.12	1546.76	1596.40
1960	1130.00	1179.64	1229.28	1278.92	1328.56	1378.20	1427.84	1477.48	1527.12	1576.76	1626.40
1961	1160.00	1209.64	1259.28	1308.92	1358.56	1408.20	1457.84	1507.48	1557.12	1606.76	1656.40
1962	1190.00	1239.64	1289.28	1338.92	1388.56	1438.20	1487.84	1537.48	1587.12	1636.76	1686.40
1963	1220.00	1269.64	1319.28	1368.92	1418.56	1468.20	1517.84	1567.48	1617.12	1666.76	1716.40
U-3	811.17	859.77	908.37	956.97	1005.57	1054.17	1102.77	1151.37	1200.00	1248.60	1297.20
1955	841.17	889.77	938.37	986.97	1035.57	1084.17	1132.77	1181.37	1230.00	1278.60	1327.20
1956	871.17	919.77	968.37	1016.97	1065.57	1114.17	1162.77	1211.37	1260.00	1308.60	1357.20
1957	901.17	949.77	998.37	1046.97	1095.57	1144.17	1192.77	1241.37	1290.00	1338.60	1387.20
1958	931.17	979.77	1028.37	1076.97	1125.57	1174.17	1222.77	1271.37	1320.00	1368.60	1417.20
1959	961.17	1009.77	1058.37	1106.97	1155.57	1204.17	1252.77	1301.37	1350.00	1398.60	1447.20
1960	991.17	1039.77	1088.37	1136.97	1185.57	1234.17	1282.77	1331.37	1380.00	1428.60	1477.20
1961	1021.17	1069.77	1118.37	1166.97	1215.57	1264.17	1312.77	1361.37	1410.00	1458.60	1507.20
1962	1051.17	1099.77	1148.37	1196.97	1245.57	1294.17	1342.77	1391.37	1440.00	1488.60	1537.20
1963	1081.17	1129.77	1178.37	1226.97	1275.57	1324.17	1372.77	1421.37	1470.00	1518.60	1567.20

NOTE: SEE FOOTNOTE SUMMARY ON PAGE FOLLOWING PAY GRADE E1.

MONTHLY AMOUNT OF MILITARY RETIRED PAY FOR PERSONS RETIRING WITHOUT DISABILITY UNDER VARIOUS PAY SCALES

PAY GRADE	20	21	22	23	24	25	26	27	28	29	31
0-1	736.93	773.77	810.63	847.47	884.31	921.17	958.01	994.85	1031.71	1068.55	1105.39
1958	762.75	779.88	817.03	854.16	891.30	928.43	965.57	1002.71	1039.85	1076.99	1114.12
1963	823.02	863.44	904.56	945.68	986.80	1027.91	1069.03	1110.14	1151.26	1192.38	1233.50
1964	875.82	895.17	927.32	969.47	1011.62	1053.77	1095.93	1138.08	1180.23	1222.38	1264.53
1969	903.11	922.01	941.53	983.68	1025.83	1067.98	1110.13	1152.28	1194.43	1236.58	1278.73
1970	915.22	937.75	963.72	1003.54	1043.36	1083.18	1122.99	1162.81	1202.63	1242.45	1282.27
1971	952.40	982.14	1009.85	1049.70	1089.55	1129.40	1169.25	1209.10	1248.95	1288.80	1328.65
1971*	992.52	1002.14	1011.77	1031.39	1050.99	1070.59	1090.19	1109.79	1129.39	1148.99	1168.59
1972	1005.95	1036.24	1066.53	1106.82	1147.11	1187.40	1227.69	1267.98	1308.27	1348.56	1388.85
1972*	1003.25	1004.91	1016.57	1028.23	1039.89	1051.55	1063.21	1074.87	1086.53	1098.19	1109.85
1973	1005.79	1019.08	1032.37	1045.66	1058.95	1072.24	1085.53	1098.82	1112.11	1125.40	1138.69
1973*	1006.31	1006.07	1017.79	1028.51	1039.23	1050.95	1062.67	1074.39	1086.11	1097.83	1109.55
1974	976.41	999.81	1023.21	1046.61	1070.01	1093.41	1116.81	1140.21	1163.61	1187.01	1210.41
1974*	976.41	999.81	1023.21	1046.61	1070.01	1093.41	1116.81	1140.21	1163.61	1187.01	1210.41
1975	976.41	999.81	1023.21	1046.61	1070.01	1093.41	1116.81	1140.21	1163.61	1187.01	1210.41
1975*	976.41	999.81	1023.21	1046.61	1070.01	1093.41	1116.81	1140.21	1163.61	1187.01	1210.41
1976	976.41	999.81	1023.21	1046.61	1070.01	1093.41	1116.81	1140.21	1163.61	1187.01	1210.41
1976*	976.41	999.81	1023.21	1046.61	1070.01	1093.41	1116.81	1140.21	1163.61	1187.01	1210.41
1977	976.41	999.81	1023.21	1046.61	1070.01	1093.41	1116.81	1140.21	1163.61	1187.01	1210.41
1977*	976.41	999.81	1023.21	1046.61	1070.01	1093.41	1116.81	1140.21	1163.61	1187.01	1210.41
1978	976.41	999.81	1023.21	1046.61	1070.01	1093.41	1116.81	1140.21	1163.61	1187.01	1210.41
1978*	976.41	999.81	1023.21	1046.61	1070.01	1093.41	1116.81	1140.21	1163.61	1187.01	1210.41
1979	976.41	999.81	1023.21	1046.61	1070.01	1093.41	1116.81	1140.21	1163.61	1187.01	1210.41
1979*	976.41	999.81	1023.21	1046.61	1070.01	1093.41	1116.81	1140.21	1163.61	1187.01	1210.41
1980	976.41	999.81	1023.21	1046.61	1070.01	1093.41	1116.81	1140.21	1163.61	1187.01	1210.41
1980*	976.41	999.81	1023.21	1046.61	1070.01	1093.41	1116.81	1140.21	1163.61	1187.01	1210.41
1981	976.41	999.81	1023.21	1046.61	1070.01	1093.41	1116.81	1140.21	1163.61	1187.01	1210.41
1981*	976.41	999.81	1023.21	1046.61	1070.01	1093.41	1116.81	1140.21	1163.61	1187.01	1210.41
1982	976.41	999.81	1023.21	1046.61	1070.01	1093.41	1116.81	1140.21	1163.61	1187.01	1210.41
1982*	976.41	999.81	1023.21	1046.61	1070.01	1093.41	1116.81	1140.21	1163.61	1187.01	1210.41
1983	976.41	999.81	1023.21	1046.61	1070.01	1093.41	1116.81	1140.21	1163.61	1187.01	1210.41
1983*	976.41	999.81	1023.21	1046.61	1070.01	1093.41	1116.81	1140.21	1163.61	1187.01	1210.41

NOTE: SEE FOOTNOTE SUMMARY ON PAGE FOLLOWING PAY GRADE E1.

MONTHLY AMOUNT OF MILITARY RETIRED PAY FOR PERSONS RETIRING WITHOUT DISABILITY UNDER VARIOUS PAY SCALES

PAY GRADE	COMMISSIONED OFFICERS WITH LESS THAN 4 YEARS OF ACTIVE ENLISTED SERVICE										
	20	21	22	23	24	25	26	27	28	29	30
0-1	736.93	773.77	810.63	847.47	884.31	921.17	958.01	994.85	1031.71	1068.55	1105.39
1955	583.06	612.21	641.36	670.52	699.68	728.83	757.97	787.11	816.26	845.41	874.55
1963	653.17	696.33	729.48	762.65	795.80	828.96	862.12	895.27	928.44	961.59	994.75
1964	679.61	713.60	747.58	781.56	815.54	849.52	883.50	917.48	951.46	985.44	1019.42
1969	885.12	922.93	959.11	995.29	1031.47	1067.65	1103.83	1139.99	1176.17	1212.35	1248.53
1970	707.97	738.76	769.55	800.34	831.13	861.92	892.71	923.50	954.29	985.08	1015.87
1971	727.61	758.40	789.19	819.98	850.77	881.56	912.35	943.14	973.93	1004.72	1035.51
1972	759.05	790.50	821.95	853.40	884.85	916.30	947.75	979.20	1010.65	1042.10	1073.55
1973	810.48	850.89	891.30	931.71	972.12	1012.53	1052.94	1093.35	1133.76	1174.17	1214.58
1974	832.43	874.05	915.67	957.29	998.91	1040.54	1082.16	1123.78	1165.40	1207.02	1248.64
1975	858.44	901.57	944.70	987.83	1030.96	1074.09	1117.22	1160.35	1203.48	1246.61	1289.74
1976	933.42	975.10	1016.78	1058.46	1100.14	1141.82	1183.50	1225.18	1266.86	1308.54	1350.22
1977	770.88	811.07	851.26	891.45	931.64	971.83	1012.02	1052.21	1092.40	1132.59	1172.78
1978	791.00	831.19	871.38	911.57	951.76	991.95	1032.14	1072.33	1112.52	1152.71	1192.90
1979	708.45	748.64	788.83	829.02	869.21	909.40	949.59	989.78	1029.97	1070.16	1110.35
1980	676.56	716.75	756.94	797.13	837.32	877.51	917.70	957.89	998.08	1038.27	1078.46
1981	691.59	731.78	771.97	812.16	852.35	892.54	932.73	972.92	1013.11	1053.30	1093.49
1982	718.00	758.19	798.38	838.57	878.76	918.95	959.14	999.33	1039.52	1079.71	1119.90
1983	718.00	754.00	790.00	826.00	862.00	898.00	934.00	970.00	1006.00	1042.00	1078.00

NOTE: SEE FOOTNOTE SUMMARY ON PAGE FOLLOWING PAY GRADE E1.

MONTHLY AMOUNT OF MILITARY RETIRED PAY FOR PERSONS RETIRING WITHOUT DISABILITY UNDER VARIOUS PAY SCALES

PAY GRADE	20	21	22	23	24	25	26	27	28	29	30	
COMMISSIONED OFFICERS												
0-5	1,925.00	1,935.00	1,945.00	1,955.00	1,965.00	1,975.00	1,985.00	1,995.00	2,005.00	2,015.00	2,025.00	2,035.00
1-5	2,000.00	2,020.00	2,040.00	2,060.00	2,080.00	2,100.00	2,120.00	2,140.00	2,160.00	2,180.00	2,200.00	2,220.00
2-5	2,200.00	2,220.00	2,240.00	2,260.00	2,280.00	2,300.00	2,320.00	2,340.00	2,360.00	2,380.00	2,400.00	2,420.00
3-5	2,400.00	2,420.00	2,440.00	2,460.00	2,480.00	2,500.00	2,520.00	2,540.00	2,560.00	2,580.00	2,600.00	2,620.00
4-5	2,600.00	2,620.00	2,640.00	2,660.00	2,680.00	2,700.00	2,720.00	2,740.00	2,760.00	2,780.00	2,800.00	2,820.00
5-5	2,800.00	2,820.00	2,840.00	2,860.00	2,880.00	2,900.00	2,920.00	2,940.00	2,960.00	2,980.00	3,000.00	3,020.00
6-5	3,000.00	3,020.00	3,040.00	3,060.00	3,080.00	3,100.00	3,120.00	3,140.00	3,160.00	3,180.00	3,200.00	3,220.00
7-5	3,200.00	3,220.00	3,240.00	3,260.00	3,280.00	3,300.00	3,320.00	3,340.00	3,360.00	3,380.00	3,400.00	3,420.00
8-5	3,400.00	3,420.00	3,440.00	3,460.00	3,480.00	3,500.00	3,520.00	3,540.00	3,560.00	3,580.00	3,600.00	3,620.00
9-5	3,600.00	3,620.00	3,640.00	3,660.00	3,680.00	3,700.00	3,720.00	3,740.00	3,760.00	3,780.00	3,800.00	3,820.00
10-5	3,800.00	3,820.00	3,840.00	3,860.00	3,880.00	3,900.00	3,920.00	3,940.00	3,960.00	3,980.00	4,000.00	4,020.00
11-5	4,000.00	4,020.00	4,040.00	4,060.00	4,080.00	4,100.00	4,120.00	4,140.00	4,160.00	4,180.00	4,200.00	4,220.00
12-5	4,200.00	4,220.00	4,240.00	4,260.00	4,280.00	4,300.00	4,320.00	4,340.00	4,360.00	4,380.00	4,400.00	4,420.00
13-5	4,400.00	4,420.00	4,440.00	4,460.00	4,480.00	4,500.00	4,520.00	4,540.00	4,560.00	4,580.00	4,600.00	4,620.00
14-5	4,600.00	4,620.00	4,640.00	4,660.00	4,680.00	4,700.00	4,720.00	4,740.00	4,760.00	4,780.00	4,800.00	4,820.00
15-5	4,800.00	4,820.00	4,840.00	4,860.00	4,880.00	4,900.00	4,920.00	4,940.00	4,960.00	4,980.00	5,000.00	5,020.00
16-5	5,000.00	5,020.00	5,040.00	5,060.00	5,080.00	5,100.00	5,120.00	5,140.00	5,160.00	5,180.00	5,200.00	5,220.00
17-5	5,200.00	5,220.00	5,240.00	5,260.00	5,280.00	5,300.00	5,320.00	5,340.00	5,360.00	5,380.00	5,400.00	5,420.00
18-5	5,400.00	5,420.00	5,440.00	5,460.00	5,480.00	5,500.00	5,520.00	5,540.00	5,560.00	5,580.00	5,600.00	5,620.00
19-5	5,600.00	5,620.00	5,640.00	5,660.00	5,680.00	5,700.00	5,720.00	5,740.00	5,760.00	5,780.00	5,800.00	5,820.00
20-5	5,800.00	5,820.00	5,840.00	5,860.00	5,880.00	5,900.00	5,920.00	5,940.00	5,960.00	5,980.00	6,000.00	6,020.00
21-5	6,000.00	6,020.00	6,040.00	6,060.00	6,080.00	6,100.00	6,120.00	6,140.00	6,160.00	6,180.00	6,200.00	6,220.00
22-5	6,200.00	6,220.00	6,240.00	6,260.00	6,280.00	6,300.00	6,320.00	6,340.00	6,360.00	6,380.00	6,400.00	6,420.00
23-5	6,400.00	6,420.00	6,440.00	6,460.00	6,480.00	6,500.00	6,520.00	6,540.00	6,560.00	6,580.00	6,600.00	6,620.00
24-5	6,600.00	6,620.00	6,640.00	6,660.00	6,680.00	6,700.00	6,720.00	6,740.00	6,760.00	6,780.00	6,800.00	6,820.00
25-5	6,800.00	6,820.00	6,840.00	6,860.00	6,880.00	6,900.00	6,920.00	6,940.00	6,960.00	6,980.00	7,000.00	7,020.00
26-5	7,000.00	7,020.00	7,040.00	7,060.00	7,080.00	7,100.00	7,120.00	7,140.00	7,160.00	7,180.00	7,200.00	7,220.00
27-5	7,200.00	7,220.00	7,240.00	7,260.00	7,280.00	7,300.00	7,320.00	7,340.00	7,360.00	7,380.00	7,400.00	7,420.00
28-5	7,400.00	7,420.00	7,440.00	7,460.00	7,480.00	7,500.00	7,520.00	7,540.00	7,560.00	7,580.00	7,600.00	7,620.00
29-5	7,600.00	7,620.00	7,640.00	7,660.00	7,680.00	7,700.00	7,720.00	7,740.00	7,760.00	7,780.00	7,800.00	7,820.00
30-5	7,800.00	7,820.00	7,840.00	7,860.00	7,880.00	7,900.00	7,920.00	7,940.00	7,960.00	7,980.00	8,000.00	8,020.00
31-5	8,000.00	8,020.00	8,040.00	8,060.00	8,080.00	8,100.00	8,120.00	8,140.00	8,160.00	8,180.00	8,200.00	8,220.00
32-5	8,200.00	8,220.00	8,240.00	8,260.00	8,280.00	8,300.00	8,320.00	8,340.00	8,360.00	8,380.00	8,400.00	8,420.00
33-5	8,400.00	8,420.00	8,440.00	8,460.00	8,480.00	8,500.00	8,520.00	8,540.00	8,560.00	8,580.00	8,600.00	8,620.00
34-5	8,600.00	8,620.00	8,640.00	8,660.00	8,680.00	8,700.00	8,720.00	8,740.00	8,760.00	8,780.00	8,800.00	8,820.00
35-5	8,800.00	8,820.00	8,840.00	8,860.00	8,880.00	8,900.00	8,920.00	8,940.00	8,960.00	8,980.00	9,000.00	9,020.00
36-5	9,000.00	9,020.00	9,040.00	9,060.00	9,080.00	9,100.00	9,120.00	9,140.00	9,160.00	9,180.00	9,200.00	9,220.00
37-5	9,200.00	9,220.00	9,240.00	9,260.00	9,280.00	9,300.00	9,320.00	9,340.00	9,360.00	9,380.00	9,400.00	9,420.00
38-5	9,400.00	9,420.00	9,440.00	9,460.00	9,480.00	9,500.00	9,520.00	9,540.00	9,560.00	9,580.00	9,600.00	9,620.00
39-5	9,600.00	9,620.00	9,640.00	9,660.00	9,680.00	9,700.00	9,720.00	9,740.00	9,760.00	9,780.00	9,800.00	9,820.00
40-5	9,800.00	9,820.00	9,840.00	9,860.00	9,880.00	9,900.00	9,920.00	9,940.00	9,960.00	9,980.00	10,000.00	10,020.00

NOTE: SEE FOOTNOTE SUMMARY ON PAGE FOLLOWING PAY GRADE E1.

MONTHLY AMOUNT OF MILITARY RETIRED PAY FOR PERSONS RETIRING WITHOUT DISABILITY UNDER VARIOUS PAY SCALES

PAY GRADE	1955	1956	1957	1958	1959	1960	1961	1962	1963	1964	1965	1966	1967	1968	1969	1970	1971	1972	1973	1974	1975	1976	1977	1978	1979	1980	
0-7	071	081	091	101	111	121	131	141	151	161	171	181	191	201	211	221	231	241	251	261	271	281	291	301	311	321	
0-6	026	036	046	056	066	076	086	096	106	116	126	136	146	156	166	176	186	196	206	216	226	236	246	256	266	276	286

COMMISSIONED OFFICERS

NOTE: SEE FOOTNOTE SUMMARY ON PAGE FOLLOWING PAY GRADE E1.

MONTHLY AMOUNT OF MILITARY RETIRED PAY FOR PERSONS RETIRING WITHOUT DISABILITY UNDER VARIOUS PAY SCALES

PAY GRADE	20	21	22	23	24	25	26	27	28	29	30
0-9	3,75.82	3,99.62	4,15.82	4,35.82	4,59.62	4,83.42	5,07.22	5,31.02	5,54.82	5,78.62	6,02.42
1955	3,99.62	4,23.42	4,47.22	4,71.02	4,94.82	5,18.62	5,42.42	5,66.22	5,90.02	6,13.82	6,37.62
1958	4,23.42	4,47.22	4,71.02	4,94.82	5,18.62	5,42.42	5,66.22	5,90.02	6,13.82	6,37.62	6,61.42
1962	4,47.22	4,71.02	4,94.82	5,18.62	5,42.42	5,66.22	5,90.02	6,13.82	6,37.62	6,61.42	6,85.22
1965	4,71.02	4,94.82	5,18.62	5,42.42	5,66.22	5,90.02	6,13.82	6,37.62	6,61.42	6,85.22	7,09.02
1967	4,94.82	5,18.62	5,42.42	5,66.22	5,90.02	6,13.82	6,37.62	6,61.42	6,85.22	7,09.02	7,32.82
1969	5,18.62	5,42.42	5,66.22	5,90.02	6,13.82	6,37.62	6,61.42	6,85.22	7,09.02	7,32.82	7,56.62
1971	5,42.42	5,66.22	5,90.02	6,13.82	6,37.62	6,61.42	6,85.22	7,09.02	7,32.82	7,56.62	7,80.42
1972	5,66.22	5,90.02	6,13.82	6,37.62	6,61.42	6,85.22	7,09.02	7,32.82	7,56.62	7,80.42	8,04.22
1975	5,90.02	6,13.82	6,37.62	6,61.42	6,85.22	7,09.02	7,32.82	7,56.62	7,80.42	8,04.22	8,28.02
1977	6,13.82	6,37.62	6,61.42	6,85.22	7,09.02	7,32.82	7,56.62	7,80.42	8,04.22	8,28.02	8,51.82
1978	6,37.62	6,61.42	6,85.22	7,09.02	7,32.82	7,56.62	7,80.42	8,04.22	8,28.02	8,51.82	8,75.62
1979	6,61.42	6,85.22	7,09.02	7,32.82	7,56.62	7,80.42	8,04.22	8,28.02	8,51.82	8,75.62	8,99.42
1980	6,85.22	7,09.02	7,32.82	7,56.62	7,80.42	8,04.22	8,28.02	8,51.82	8,75.62	8,99.42	9,23.22
1981	7,09.02	7,32.82	7,56.62	7,80.42	8,04.22	8,28.02	8,51.82	8,75.62	8,99.42	9,23.22	9,47.02
1982	7,32.82	7,56.62	7,80.42	8,04.22	8,28.02	8,51.82	8,75.62	8,99.42	9,23.22	9,47.02	9,70.82
1983	7,56.62	7,80.42	8,04.22	8,28.02	8,51.82	8,75.62	8,99.42	9,23.22	9,47.02	9,70.82	9,94.62
0-8	2,91.93	3,15.73	3,39.53	3,63.33	3,87.13	4,10.93	4,34.73	4,58.53	4,82.33	5,06.13	5,29.93
1955	3,15.73	3,39.53	3,63.33	3,87.13	4,10.93	4,34.73	4,58.53	4,82.33	5,06.13	5,29.93	5,53.73
1962	3,39.53	3,63.33	3,87.13	4,10.93	4,34.73	4,58.53	4,82.33	5,06.13	5,29.93	5,53.73	5,77.53
1965	3,63.33	3,87.13	4,10.93	4,34.73	4,58.53	4,82.33	5,06.13	5,29.93	5,53.73	5,77.53	6,01.33
1967	3,87.13	4,10.93	4,34.73	4,58.53	4,82.33	5,06.13	5,29.93	5,53.73	5,77.53	6,01.33	6,25.13
1969	4,10.93	4,34.73	4,58.53	4,82.33	5,06.13	5,29.93	5,53.73	5,77.53	6,01.33	6,25.13	6,48.93
1971	4,34.73	4,58.53	4,82.33	5,06.13	5,29.93	5,53.73	5,77.53	6,01.33	6,25.13	6,48.93	6,72.73
1972	4,58.53	4,82.33	5,06.13	5,29.93	5,53.73	5,77.53	6,01.33	6,25.13	6,48.93	6,72.73	6,96.53
1975	4,82.33	5,06.13	5,29.93	5,53.73	5,77.53	6,01.33	6,25.13	6,48.93	6,72.73	6,96.53	7,20.33
1977	5,06.13	5,29.93	5,53.73	5,77.53	6,01.33	6,25.13	6,48.93	6,72.73	6,96.53	7,20.33	7,44.13
1978	5,29.93	5,53.73	5,77.53	6,01.33	6,25.13	6,48.93	6,72.73	6,96.53	7,20.33	7,44.13	7,67.93
1979	5,53.73	5,77.53	6,01.33	6,25.13	6,48.93	6,72.73	6,96.53	7,20.33	7,44.13	7,67.93	7,91.73
1980	5,77.53	6,01.33	6,25.13	6,48.93	6,72.73	6,96.53	7,20.33	7,44.13	7,67.93	7,91.73	8,15.53
1981	6,01.33	6,25.13	6,48.93	6,72.73	6,96.53	7,20.33	7,44.13	7,67.93	7,91.73	8,15.53	8,39.33
1982	6,25.13	6,48.93	6,72.73	6,96.53	7,20.33	7,44.13	7,67.93	7,91.73	8,15.53	8,39.33	8,63.13
1983	6,48.93	6,72.73	6,96.53	7,20.33	7,44.13	7,67.93	7,91.73	8,15.53	8,39.33	8,63.13	8,86.93

NOTE: SEE FOOTNOTE SUMMARY ON PAGE FOLLOWING PAY GRADE E1.

The following reports have not been extracted
from the retiree data files but are calculated
using current actuarial assumptions and historic
data.

MILITARY PERSONNEL CASROLLS AS OF 9/30/83 AND ELECTING RSFPF BENEFITS
ALL DCC

AGE	TOTAL RETIRED	TOTAL ELECTING	TOTAL ELECT/ TOTAL RET	TOTAL WITH RET PAY 6Y C	AVERAGE MONTHLY GROSS PAY	TOTAL WITH BENEFIT 6Y C	AVERAGE MONTHLY BENEFIT	TOTAL WITH SPOUSE AGE	AVERAGE AGE DIFFERENCE
74	969	797	0.08	797	1177.00	797	1233.77	597	3.62
75	2967	2096	0.71	2096	1128.69	2096	1230.35	594	3.42
76	790	442	0.56	442	1128.20	442	1128.20	558	2.72
77	649	334	0.51	334	1310.20	334	1330.69	560	2.72
78	6775								
79	4221	257	0.06	257	1164.71	257	116.96	197	3.00
80	3186	227	0.07	227	1200.87	227	107.98	186	3.08
81	3106	172	0.05	172	1085.76	172	197.93	125	3.70
82	2517	128	0.05	128	1219.99	128	108.76	102	3.22
83	2209	110	0.05	110	1112.43	110	197.82	23	3.87
84	175	97	0.55	97	1152.52	97	92.68	45	4.04
85	1446	69	0.05	69	1192.80	69	107.09	46	4.41
86	1442	54	0.04	54	1121.59	54	97.33	42	3.70
87	827	50	0.06	50	1166.66	50	98.42	22	3.11
88		37	0.04	37	1115.16	37	83.38	23	3.11
89	652	19	0.03	19	1350.58	19	118.72	14	4.26
90	437	12	0.03	12	1372.00	12	160.67	10	3.60
91	384	12	0.03	12	1742.80	12	260.00	3	1.00
92	214	5	0.02	5	1442.67	5	278.00	3	8.32
93									
94	125	1	0.01	1	265.00	1	23.00	1	2.00
95	59	3	0.05	3	729.00	3	56.00	3	18.67
96	50	0	0.00	0	0.00	0	0.00	0	0.00
97	27	0	0.00	0	0.00	0	0.00	0	0.00
98									
99	15	0	0.00	0	0.00	0	0.00	0	0.00
100	10	0	0.00	0	0.00	0	0.00	0	0.00
101	7	0	0.00	0	0.00	0	0.00	0	0.00
102	2	0	0.00	0	0.00	0	0.00	0	0.00
103									
104	2	0	0.00	0	0.00	0	0.00	0	0.00
105	0	0	0.00	0	0.00	0	0.00	0	0.00
106	0	0	0.00	0	0.00	0	0.00	0	0.00
107	0	0	0.00	0	0.00	0	0.00	0	0.00
108	0	0	0.00	0	0.00	0	0.00	0	0.00
109	0	0	0.00	0	0.00	0	0.00	0	0.00
UNK	635	32	0.05	32	760.52	32	113.56	12	-5.08
TOT	1356958	51378	0.04	51378	1296.62	51159	182.94	15443	1.02

NOTES: RETIREE'S COUNTED FOR PAY STATUS 1(Y IN CURRENT PAY STATUS) AND 3(RETIRING PAY FOR SURVIVOR OPTION) ONLY.
AGE IS AGE NEAREST BIRTHDAY AT END OF FISCAL YEAR 9/30/83.
AVERAGE AGE DIFFERENCE IS RETIREE-SPOUSE AT TIME OF RETIREMENT.

DPDC - DOD ACTUARY'S OFFICE

MILITARY PERSONNEL ON ROLLS AS OF 9/30/83 AND ELECTING RSFPF BENEFITS

ALL DOD

AGE	TOTAL RETIRED	TOTAL ELECTING	TOTAL ELECT/ TOTAL RET	TOTAL WITH RET PAY	AVERAGE MONTHLY GROSS PAY	TOTAL WITH BENEFIT	AVERAGE MONTHLY BENEFIT	TOTAL WITH SPOUSE AGE	AVERAGE MONTHLY BENEFIT	TOTAL WITH SPOUSE AGE	AVERAGE MONTHLY BENEFIT
15	0	0	0.0	0	0.0	0	0.0	0	0.0	0	0.0
16	0	0	0.0	0	0.0	0	0.0	0	0.0	0	0.0
17	0	0	0.0	0	0.0	0	0.0	0	0.0	0	0.0
18	0	0	0.0	0	0.0	0	0.0	0	0.0	0	0.0
19	189	0	0.0	0	0.0	0	0.0	0	0.0	0	0.0
20	404	0	0.0	0	0.0	0	0.0	0	0.0	0	0.0
21	622	0	0.0	0	0.0	0	0.0	0	0.0	0	0.0
22	848	0	0.0	0	0.0	0	0.0	0	0.0	0	0.0
23	1119	0	0.0	0	0.0	0	0.0	0	0.0	0	0.0
24	1366	0	0.0	0	0.0	0	0.0	0	0.0	0	0.0
25	1566	0	0.0	0	0.0	0	0.0	0	0.0	0	0.0
26	1767	0	0.0	0	0.0	0	0.0	0	0.0	0	0.0
27	1957	0	0.0	0	0.0	0	0.0	0	0.0	0	0.0
28	2126	0	0.0	0	0.0	0	0.0	0	0.0	0	0.0
29	2226	1	0.0	1	280.00	1	280.00	0	0.0	0	0.0
30	2632	7	0.0	7	485.71	7	485.71	0	0.0	0	0.0
31	3047	7	0.0	7	195.50	7	195.50	0	0.0	0	0.0
32	3557	7	0.0	7	287.14	7	287.14	0	0.0	0	0.0
33	4115	13	0.0	13	498.38	13	498.38	0	0.0	0	0.0
34	4752	6	0.0	6	582.37	6	582.37	0	0.0	0	0.0
35	5389	12	0.0	12	462.20	12	462.20	0	0.0	0	0.0
36	6026	14	0.0	14	375.00	14	375.00	0	0.0	0	0.0
37	6667	14	0.0	14	700.43	14	700.43	0	0.0	0	0.0
38	7309	11	0.0	11	755.64	11	755.64	0	0.0	0	0.0
39	7951	17	0.0	17	822.70	17	822.70	0	0.0	0	0.0
40	8592	12	0.0	12	678.29	12	678.29	0	0.0	0	0.0
41	9233	11	0.0	11	798.27	11	798.27	0	0.0	0	0.0
42	9874	50	0.0	50	824.23	50	824.23	0	0.0	0	0.0
43	10515	177	0.0	177	874.20	177	874.20	0	0.0	0	0.0
44	11156	177	0.0	177	912.20	177	912.20	0	0.0	0	0.0
45	11797	340	0.0	340	935.00	340	935.00	0	0.0	0	0.0
46	12438	329	0.0	329	988.94	329	988.94	0	0.0	0	0.0
47	13079	226	0.0	226	1035.28	226	1035.28	0	0.0	0	0.0
48	13720	187	0.0	187	1100.43	187	1100.43	0	0.0	0	0.0
49	14361	201	0.0	201	1230.85	201	1230.85	0	0.0	0	0.0
50	15002	48	0.0	48	1312.73	48	1312.73	0	0.0	0	0.0
51	15643	22	0.0	22	1432.01	22	1432.01	0	0.0	0	0.0
52	16284	22	0.0	22	1497.16	22	1497.16	0	0.0	0	0.0
53	16925	22	0.0	22	1629.56	22	1629.56	0	0.0	0	0.0
54	17566	22	0.0	22	1724.93	22	1724.93	0	0.0	0	0.0
55	18207	22	0.0	22	1763.91	22	1763.91	0	0.0	0	0.0
56	18848	10	0.0	10	1731.19	10	1731.19	0	0.0	0	0.0
57	19489	7	0.0	7	1694.60	7	1694.60	0	0.0	0	0.0
58	20130	7	0.0	7	1604.25	7	1604.25	0	0.0	0	0.0
59	20771	7	0.0	7	1567.95	7	1567.95	0	0.0	0	0.0
60	21412	7	0.0	7	1531.65	7	1531.65	0	0.0	0	0.0
61	22053	7	0.0	7	1495.35	7	1495.35	0	0.0	0	0.0
62	22694	7	0.0	7	1459.05	7	1459.05	0	0.0	0	0.0
63	23335	7	0.0	7	1422.75	7	1422.75	0	0.0	0	0.0
64	23976	7	0.0	7	1386.45	7	1386.45	0	0.0	0	0.0
65	24617	7	0.0	7	1350.15	7	1350.15	0	0.0	0	0.0
66	25258	7	0.0	7	1313.85	7	1313.85	0	0.0	0	0.0
67	25899	7	0.0	7	1277.55	7	1277.55	0	0.0	0	0.0
68	26540	7	0.0	7	1241.25	7	1241.25	0	0.0	0	0.0
69	27181	7	0.0	7	1204.95	7	1204.95	0	0.0	0	0.0
70	27822	7	0.0	7	1168.65	7	1168.65	0	0.0	0	0.0
71	28463	7	0.0	7	1132.35	7	1132.35	0	0.0	0	0.0
72	29104	7	0.0	7	1096.05	7	1096.05	0	0.0	0	0.0
73	29745	7	0.0	7	1059.75	7	1059.75	0	0.0	0	0.0
74	30386	7	0.0	7	1023.45	7	1023.45	0	0.0	0	0.0
75	31027	7	0.0	7	987.15	7	987.15	0	0.0	0	0.0
76	31668	7	0.0	7	950.85	7	950.85	0	0.0	0	0.0
77	32309	7	0.0	7	914.55	7	914.55	0	0.0	0	0.0
78	32950	7	0.0	7	878.25	7	878.25	0	0.0	0	0.0
79	33591	7	0.0	7	841.95	7	841.95	0	0.0	0	0.0
80	34232	7	0.0	7	805.65	7	805.65	0	0.0	0	0.0
81	34873	7	0.0	7	769.35	7	769.35	0	0.0	0	0.0
82	35514	7	0.0	7	733.05	7	733.05	0	0.0	0	0.0
83	36155	7	0.0	7	696.75	7	696.75	0	0.0	0	0.0
84	36796	7	0.0	7	660.45	7	660.45	0	0.0	0	0.0
85	37437	7	0.0	7	624.15	7	624.15	0	0.0	0	0.0
86	38078	7	0.0	7	587.85	7	587.85	0	0.0	0	0.0
87	38719	7	0.0	7	551.55	7	551.55	0	0.0	0	0.0
88	39360	7	0.0	7	515.25	7	515.25	0	0.0	0	0.0
89	40001	7	0.0	7	478.95	7	478.95	0	0.0	0	0.0
90	40642	7	0.0	7	442.65	7	442.65	0	0.0	0	0.0
91	41283	7	0.0	7	406.35	7	406.35	0	0.0	0	0.0
92	41924	7	0.0	7	370.05	7	370.05	0	0.0	0	0.0
93	42565	7	0.0	7	333.75	7	333.75	0	0.0	0	0.0
94	43206	7	0.0	7	297.45	7	297.45	0	0.0	0	0.0
95	43847	7	0.0	7	261.15	7	261.15	0	0.0	0	0.0
96	44488	7	0.0	7	224.85	7	224.85	0	0.0	0	0.0
97	45129	7	0.0	7	188.55	7	188.55	0	0.0	0	0.0
98	45770	7	0.0	7	152.25	7	152.25	0	0.0	0	0.0
99	46411	7	0.0	7	115.95	7	115.95	0	0.0	0	0.0
100	47052	7	0.0	7	79.65	7	79.65	0	0.0	0	0.0

MILITARY PERSONNEL ON ROLLS AS OF 9/30/83 AND ELECTING SRP BENEFITS

ALL CCC

AGE	TOTAL RETIRED	TOTAL ELECTING	TOTAL ELECT/RET	TOTAL WITH RET PAY	AVERAGE MONTHLY GROSS PAY	TOTAL WITH AMOUNT GT C	AVERAGE SRP BASE AMOUNT	TOTAL VALID SPOUSE AGE	AVERAGE SPOUSE AGE	AVERAGE AGE PERCENT
79	926	6612	0.66	5682	1197.67	6612	1088.30	5682	68.27	5.43
79	3267	2901	0.66	2901	1187.42	2901	1081.70	4919	69.56	5.44
79	6449	2016	0.66	2016	1171.02	2016	1067.46	4211	69.98	6.02
77	6372	3375	0.63	3375	1213.08	3375	1107.67	2880	70.96	6.24
79	4221	2424	0.61	2424	1200.70	2424	1074.23	2372	72.42	6.58
81	3106	2322	0.61	2322	1191.29	2322	1073.31	1952	73.10	7.90
82	2217	1869	0.60	1869	1199.79	1869	1073.15	1532	73.79	8.16
83	2209	1492	0.59	1492	1224.88	1492	1101.62	1150	73.84	8.13
84	175	1261	0.57	1261	1230.61	1261	1091.97	1918	73.87	9.13
85	142	972	0.55	972	1152.45	972	1033.42	711	74.52	9.44
87	142	794	0.55	794	1192.51	794	1067.02	522	74.40	10.50
87	827	509	0.55	509	1200.44	509	1125.10	282	74.62	11.34
88	562	403	0.49	403	1320.23	403	1148.67	193	74.11	13.89
89	562	319	0.48	319	1320.04	319	1210.17	195	74.13	14.87
90	457	216	0.47	216	1431.79	216	1280.32	91	74.51	15.11
91	284	168	0.44	168	1369.63	168	1233.45	80	74.61	16.49
92	261	120	0.46	120	1428.60	120	1214.09	54	74.62	17.35
93	214	86	0.40	86	1317.05	86	1214.48	37	74.62	18.08
94	125	50	0.40	50	1477.90	50	1316.42	23	74.96	23.04
95	59	29	0.32	29	1411.50	29	1215.82	11	75.77	19.27
97	50	17	0.34	17	1502.66	17	1408.53	11	78.00	19.60
98	27	11	0.41	11	1252.64	11	1111.73	4	76.00	22.00
99	15	3	0.20	3	1385.00	3	1285.00	3	79.32	19.67
100	10	3	0.30	3	611.67	3	580.33	2	74.50	25.50
101	4	0	0.00	0	0.00	0	0.00	0	0.00	0.00
102	2	0	0.00	0	0.00	0	0.00	0	0.00	0.00
103	2	1	0.50	1	323.00	1	323.00	0	0.00	0.00
104	2	1	0.50	1	645.00	1	645.00	0	0.00	0.00
105	0	0	0.00	0	0.00	0	0.00	0	0.00	0.00
106	0	0	0.00	0	0.00	0	0.00	0	0.00	0.00
107	0	0	0.00	0	0.00	0	0.00	0	0.00	0.00
108	0	0	0.00	0	0.00	0	0.00	0	0.00	0.00
109	0	0	0.00	0	0.00	0	0.00	0	0.00	0.00
UNK	635	361	0.57	361	870.76	361	720.79	227	60.16	0.00
TOT	135698	768359	0.57	768359	1172.18	768346	987.28	489421	56.61	3.35

NOTES: RETIREES COUNTED FOR PAY STATUS 101 IN CURRENT PAY STATUS) AND 3 (RETIRED PAY FOR SURVIVOR OPTION) ONLY.
 AGE IS AGE NEAREST BIRTHDAY AT END OF FISCAL YEAR 9/30/83.
 SPOUSE AGE IS AS OF 9/30/83.
 AGE DIFFERENCE IS RETIREE AGE MINUS SPOUSE AGE.

DFPC - CDD ACTUARY'S OFFICE

MILITARY PERSONNEL ON ROLLS AS OF 9/30/83 AND ELECTING SBP BENEFITS

ALL DOO

AGE	TOTAL RETIRED	TOTAL ELECTING	TOTAL ELEC/RET	TOTAL WITH RET	TOTAL WITH GROSS PAY	TOTAL WITH AMOUNT	AVERAGE AMOUNT	TOTAL WITH SPOUSE	AVERAGE SPOUSE	TOTAL WITH SPOUSE	AVERAGE SPOUSE	AVERAGE AGE
15	0	0	0	0	0	0	0	0	0	0	0	0
16	0	0	0	0	0	0	0	0	0	0	0	0
17	0	0	0	0	0	0	0	0	0	0	0	0
18	0	0	0	0	0	0	0	0	0	0	0	0
19	62	9	0	9	306,323	399,677	299,677	2	1,000	2	1,000	0
20	169	19	19	19	368,358	399,719	399,719	19	1,000	19	1,000	0
21	492	172	172	172	382,560	368,577	368,577	172	2,000	172	2,000	0
22	842	222	222	222	404,356	352,452	352,452	222	1,500	222	1,500	0
23					411,572							
24	1119	306	306	306	421,456	400,774	400,774	306	1,000	306	1,000	0
25	1151	367	367	367	424,522	399,466	399,466	367	1,000	367	1,000	0
26	1166	489	489	489	426,779	400,475	400,475	489	1,000	489	1,000	0
27	1106	594	594	594	431,722	401,445	401,445	594	1,000	594	1,000	0
28					426,883	399,114	399,114					
29	1227	690	690	690	434,822	406,320	406,320	690	1,000	690	1,000	0
30	1272	819	819	819	434,322	427,888	427,888	819	1,000	819	1,000	0
31	1272	849	849	849	462,088	422,177	422,177	849	1,000	849	1,000	0
32	2226	848	848	848	482,260	420,570	420,570	848	1,000	848	1,000	0
33					495,353	468,444	468,444					
34	2323	926	926	926	513,324	482,888	482,888	926	1,000	926	1,000	0
35	3347	977	977	977	524,525	489,880	489,880	977	1,000	977	1,000	0
36	3577	1148	1148	1148	541,159	505,775	505,775	1148	1,000	1148	1,000	0
37	4115	1198	1198	1198	595,521	543,156	543,156	1198	1,000	1198	1,000	0
38					665,521	555,521	555,521					
39	775	2699	2699	2699	725,788	574,111	574,111	2699	1,000	2699	1,000	0
40	1326	4688	4688	4688	769,499	568,182	568,182	4688	1,000	4688	1,000	0
41	2226	6224	6224	6224	791,899	722,866	722,866	6224	1,000	6224	1,000	0
42	2226	10773	10773	10773	825,321	628,118	628,118	10773	1,000	10773	1,000	0
43					10773							
44	3581	1942	1942	1942	914,770	678,955	678,955	1942	1,000	1942	1,000	0
45	4122	1195	1195	1195	979,522	709,411	709,411	1195	1,000	1195	1,000	0
46	4685	2217	2217	2217	1012,222	777,498	777,498	2217	1,000	2217	1,000	0
47					1147,455	811,111	811,111					
48					1147,455							
49	811	3225	3225	3225	1105,266	861,775	861,775	3225	1,000	3225	1,000	0
50	1111	3225	3225	3225	1166,358	912,477	912,477	3225	1,000	3225	1,000	0
51	1111	3225	3225	3225	1218,476	960,887	960,887	3225	1,000	3225	1,000	0
52	1111	3225	3225	3225	1253,521	1011,521	1011,521	3225	1,000	3225	1,000	0
53	5752	3398	3398	3398	1357,623	1023,677	1023,677	3398	1,000	3398	1,000	0
54	5752	3398	3398	3398	1387,499	1047,774	1047,774	3398	1,000	3398	1,000	0
55	5752	3398	3398	3398	1425,321	1071,521	1071,521	3398	1,000	3398	1,000	0
56	5752	3398	3398	3398	1425,321	1071,521	1071,521	3398	1,000	3398	1,000	0
57	5752	3398	3398	3398	1425,321	1071,521	1071,521	3398	1,000	3398	1,000	0
58	5752	3398	3398	3398	1425,321	1071,521	1071,521	3398	1,000	3398	1,000	0
59	3654	3050	3050	3050	1402,722	1178,774	1178,774	3050	1,000	3050	1,000	0
60	4044	3398	3398	3398	1377,899	1117,321	1117,321	3398	1,000	3398	1,000	0
61	4044	3398	3398	3398	1377,899	1117,321	1117,321	3398	1,000	3398	1,000	0
62	5232	3398	3398	3398	1203,476	1048,774	1048,774	3398	1,000	3398	1,000	0
63	5232	3398	3398	3398	1221,476	1073,521	1073,521	3398	1,000	3398	1,000	0
64	4769	3894	3894	3894	1251,722	1056,521	1056,521	3894	1,000	3894	1,000	0
65	4769	3894	3894	3894	1226,521	1100,677	1100,677	3894	1,000	3894	1,000	0
66	4769	3894	3894	3894	1226,521	1100,677	1100,677	3894	1,000	3894	1,000	0
67	4769	3894	3894	3894	1226,521	1100,677	1100,677	3894	1,000	3894	1,000	0
68	4769	3894	3894	3894	1226,521	1100,677	1100,677	3894	1,000	3894	1,000	0
69	2189	1510	1510	1510	1210,499	1099,865	1099,865	1510	1,000	1510	1,000	0
70	1189	1189	1189	1189	1210,499	1099,865	1099,865	1189	1,000	1189	1,000	0
71	1189	1189	1189	1189	1210,499	1099,865	1099,865	1189	1,000	1189	1,000	0
72	1189	1189	1189	1189	1210,499	1099,865	1099,865	1189	1,000	1189	1,000	0
73	1189	1189	1189	1189	1210,499	1099,865	1099,865	1189	1,000	1189	1,000	0

MONTHLY AMOUNT OF MILITARY RETIRED PAY FOR PERSONS RETIRING WITHOUT DISABILITY UNDER VARIOUS PAY SCALES

PAY GRADE	20	21	22	23	24	25	26	27	28	29	30	
W-2	737.44	779.31	855.27	927.94	980.44	1021.65	1075.09	1149.92	1232.70	1320.97	1413.75	1511.00
1958	744.49	790.58	868.69	944.58	1001.44	1046.29	1104.94	1183.29	1270.84	1367.99	1475.25	1593.00
1963	817.40	876.97	967.44	1053.94	1143.44	1234.94	1330.44	1431.94	1539.44	1652.94	1772.44	1898.00
1966	897.40	969.97	1074.44	1182.94	1294.44	1410.94	1533.44	1662.94	1799.44	1943.94	2096.44	2258.00
1967	915.40	991.97	1109.44	1231.94	1359.44	1493.94	1635.44	1784.94	1942.44	2108.94	2285.44	2473.00
1968	934.40	1015.97	1146.44	1283.94	1427.44	1578.94	1738.44	1906.94	2084.44	2272.94	2473.44	2688.00
1969	954.40	1040.97	1185.44	1333.94	1488.44	1653.94	1830.44	2019.94	2222.44	2440.94	2675.44	2928.00
1970	975.40	1066.97	1224.44	1388.94	1554.44	1731.94	1921.44	2124.94	2343.44	2578.94	2831.44	3094.00
1971	997.40	1093.97	1298.44	1458.94	1638.44	1828.94	2031.44	2250.94	2486.44	2739.94	3001.44	3276.00
1972	1020.40	1123.97	1388.44	1644.94	1841.44	2051.94	2276.44	2517.94	2776.44	3043.94	3329.44	3600.00
1973	1044.40	1153.97	1494.44	1768.94	1981.44	2208.94	2448.44	2704.94	2978.44	3260.94	3551.44	3854.00
1974	1069.40	1185.97	1618.44	1911.94	2141.44	2361.94	2614.44	2883.94	3168.44	3469.94	3775.44	4082.00
1975	1095.40	1219.97	1754.44	2071.94	2301.44	2501.94	2764.44	3049.94	3348.44	3661.94	3987.44	4326.00
1976	1122.40	1255.97	1904.44	2241.94	2461.44	2661.94	2934.44	3239.94	3548.44	3871.94	4200.44	4584.00
1977	1150.40	1293.97	2068.44	2431.94	2641.44	2841.94	3124.44	3449.94	3772.44	4111.94	4483.44	4858.00
1978	1179.40	1333.97	2248.44	2633.94	2841.44	3041.94	3324.44	3669.94	4013.44	4359.94	4737.44	5148.00
1979	1209.40	1375.97	2444.44	2848.94	3061.44	3261.94	3544.44	3909.94	4275.44	4639.94	5031.44	5442.00
1980	1240.40	1419.97	2658.44	3078.94	3291.44	3491.94	3774.44	4139.94	4515.44	4901.94	5299.44	5766.00
1981	1272.40	1465.97	2894.44	3324.94	3541.44	3741.94	4024.44	4409.94	4805.44	5201.94	5609.44	6042.00
1982	1305.40	1513.97	3154.44	3588.94	3801.44	3991.94	4274.44	4679.94	5085.44	5491.94	5909.44	6366.00
1983	1339.40	1563.97	3438.44	3871.94	4081.44	4281.94	4554.44	4969.94	5395.44	5811.94	6239.44	6702.00
W-1	689.40	726.18	796.20	875.40	954.60	1033.80	1113.00	1192.20	1271.40	1350.60	1429.80	1509.00
1985	724.18	760.99	835.16	919.36	1003.56	1087.76	1171.96	1256.16	1340.36	1424.56	1508.76	1592.96
1986	759.16	799.44	878.64	967.84	1057.04	1146.24	1235.44	1324.64	1413.84	1503.04	1592.24	1681.44
1987	794.16	838.44	922.64	1016.84	1111.04	1205.24	1299.44	1393.64	1487.84	1582.04	1676.24	1770.44
1988	829.16	877.44	966.64	1065.84	1165.04	1264.24	1363.44	1462.64	1561.84	1661.04	1760.24	1859.44
1989	864.16	916.44	1010.64	1115.84	1221.04	1326.24	1431.44	1536.64	1641.84	1747.04	1852.24	1957.44
1990	899.16	955.44	1054.64	1165.84	1277.04	1388.24	1499.44	1610.64	1721.84	1833.04	1944.24	2055.44
1991	934.16	994.44	1100.64	1217.84	1335.04	1452.24	1569.44	1686.64	1803.84	1921.04	2038.24	2155.44
1992	969.16	1033.44	1144.64	1267.84	1389.04	1511.24	1633.44	1755.64	1877.84	1999.04	2120.24	2241.44
1993	1004.16	1073.44	1189.64	1318.84	1443.04	1567.24	1691.44	1815.64	1939.84	2064.04	2188.24	2312.44

NOTE: SEE FOOTNOTE SUMMARY ON PAGE FOLLOWING PAY GRADE E1.

MONTHLY AMOUNT OF MILITARY RETIRED PAY FOR PERSONS RETIRING WITHOUT DISABILITY UNDER VARIOUS PAY SCALES

PAY GRADE	20	21	22	23	24	25	26	27	28	29	30	
E-9	799.45	826.40	853.40	880.40	907.40	934.40	961.40	988.40	1,015.40	1,042.40	1,069.40	1,096.40
E-8	877.44	904.44	931.44	958.44	985.44	1,012.44	1,039.44	1,066.44	1,093.44	1,120.44	1,147.44	1,174.44
E-7	955.43	982.43	1,009.43	1,036.43	1,063.43	1,090.43	1,117.43	1,144.43	1,171.43	1,198.43	1,225.43	1,252.43
E-6	1,033.42	1,060.42	1,087.42	1,114.42	1,141.42	1,168.42	1,195.42	1,222.42	1,249.42	1,276.42	1,303.42	1,330.42
E-5	1,111.41	1,138.41	1,165.41	1,192.41	1,219.41	1,246.41	1,273.41	1,300.41	1,327.41	1,354.41	1,381.41	1,408.41
E-4	1,189.40	1,216.40	1,243.40	1,270.40	1,297.40	1,324.40	1,351.40	1,378.40	1,405.40	1,432.40	1,459.40	1,486.40
E-3	1,267.39	1,294.39	1,321.39	1,348.39	1,375.39	1,402.39	1,429.39	1,456.39	1,483.39	1,510.39	1,537.39	1,564.39
E-2	1,345.38	1,372.38	1,399.38	1,426.38	1,453.38	1,480.38	1,507.38	1,534.38	1,561.38	1,588.38	1,615.38	1,642.38
E-1	1,423.37	1,450.37	1,477.37	1,504.37	1,531.37	1,558.37	1,585.37	1,612.37	1,639.37	1,666.37	1,693.37	1,720.37
...
E-8	877.44	904.44	931.44	958.44	985.44	1,012.44	1,039.44	1,066.44	1,093.44	1,120.44	1,147.44	1,174.44
E-7	955.43	982.43	1,009.43	1,036.43	1,063.43	1,090.43	1,117.43	1,144.43	1,171.43	1,198.43	1,225.43	1,252.43
E-6	1,033.42	1,060.42	1,087.42	1,114.42	1,141.42	1,168.42	1,195.42	1,222.42	1,249.42	1,276.42	1,303.42	1,330.42
E-5	1,111.41	1,138.41	1,165.41	1,192.41	1,219.41	1,246.41	1,273.41	1,300.41	1,327.41	1,354.41	1,381.41	1,408.41
E-4	1,189.40	1,216.40	1,243.40	1,270.40	1,297.40	1,324.40	1,351.40	1,378.40	1,405.40	1,432.40	1,459.40	1,486.40
E-3	1,267.39	1,294.39	1,321.39	1,348.39	1,375.39	1,402.39	1,429.39	1,456.39	1,483.39	1,510.39	1,537.39	1,564.39
E-2	1,345.38	1,372.38	1,399.38	1,426.38	1,453.38	1,480.38	1,507.38	1,534.38	1,561.38	1,588.38	1,615.38	1,642.38
E-1	1,423.37	1,450.37	1,477.37	1,504.37	1,531.37	1,558.37	1,585.37	1,612.37	1,639.37	1,666.37	1,693.37	1,720.37

NOTE: SEE FOOTNOTE SUMMARY ON PAGE FOLLOWING PAY GRADE E1.

MONTHLY AMOUNT OF MILITARY RETIRED PAY FOR PERSONS RETIRING WITHOUT DISABILITY UNDER VARIOUS PAY SCALES

PAY GRADE	PAY SCALE	YEARS OF SERVICE										
		20	21	22	23	24	25	26	27	28	29	30
		ENLISTED MEMBERS										
E-7	1955	618.95	648.90	692.41	723.88	758.35	786.82	858.21	891.22	926.23	951.23	990.24
1958	618.90	688.30	718.30	748.30	778.30	808.30	848.30	888.30	928.30	958.30	998.30	
1963	678.34	708.34	738.34	768.34	798.34	828.34	868.34	898.34	928.34	958.34	998.34	
1964	718.45	748.45	778.45	808.45	838.45	868.45	898.45	928.45	958.45	988.45	1028.45	
1965	758.65	788.65	818.65	848.65	878.65	908.65	938.65	968.65	998.65	1028.65	1058.65	
1967	798.82	828.82	858.82	888.82	918.82	948.82	978.82	1008.82	1038.82	1068.82	1098.82	
1969	838.99	868.99	898.99	928.99	958.99	988.99	1018.99	1048.99	1078.99	1108.99	1138.99	
1970	879.16	909.16	939.16	969.16	999.16	1029.16	1059.16	1089.16	1119.16	1149.16	1179.16	
1971	919.33	949.33	979.33	1009.33	1039.33	1069.33	1099.33	1129.33	1159.33	1189.33	1219.33	
1972	959.50	989.50	1019.50	1049.50	1079.50	1109.50	1139.50	1169.50	1199.50	1229.50	1259.50	
1973	999.67	1029.67	1059.67	1089.67	1119.67	1149.67	1179.67	1209.67	1239.67	1269.67	1299.67	
1974	1039.84	1069.84	1099.84	1129.84	1159.84	1189.84	1219.84	1249.84	1279.84	1309.84	1339.84	
1975	1079.99	1109.99	1139.99	1169.99	1199.99	1229.99	1259.99	1289.99	1319.99	1349.99	1379.99	
1976	1119.16	1149.16	1179.16	1209.16	1239.16	1269.16	1299.16	1329.16	1359.16	1389.16	1419.16	
1977	1159.33	1189.33	1219.33	1249.33	1279.33	1309.33	1339.33	1369.33	1399.33	1429.33	1459.33	
1979	1199.50	1229.50	1259.50	1289.50	1319.50	1349.50	1379.50	1409.50	1439.50	1469.50	1499.50	
1981	1239.67	1269.67	1299.67	1329.67	1359.67	1389.67	1419.67	1449.67	1479.67	1509.67	1539.67	
1982	1279.84	1309.84	1339.84	1369.84	1399.84	1429.84	1459.84	1489.84	1519.84	1549.84	1579.84	
1983	1319.99	1349.99	1379.99	1409.99	1439.99	1469.99	1499.99	1529.99	1559.99	1589.99	1619.99	
E-5	1955	538.34	568.34	628.34	658.34	688.34	718.34	748.34	778.34	808.34	838.34	868.34
1958	538.29	588.29	638.29	688.29	738.29	788.29	838.29	888.29	938.29	988.29	1038.29	
1963	588.22	638.22	688.22	738.22	788.22	838.22	888.22	938.22	988.22	1038.22	1088.22	
1965	638.19	688.19	738.19	788.19	838.19	888.19	938.19	988.19	1038.19	1088.19	1138.19	
1967	688.11	738.11	788.11	838.11	888.11	938.11	988.11	1038.11	1088.11	1138.11	1188.11	
1969	738.06	788.06	838.06	888.06	938.06	988.06	1038.06	1088.06	1138.06	1188.06	1238.06	
1971	788.03	838.03	888.03	938.03	988.03	1038.03	1088.03	1138.03	1188.03	1238.03	1288.03	
1972	838.01	888.01	938.01	988.01	1038.01	1088.01	1138.01	1188.01	1238.01	1288.01	1338.01	
1973	888.01	938.01	988.01	1038.01	1088.01	1138.01	1188.01	1238.01	1288.01	1338.01	1388.01	
1974	938.01	988.01	1038.01	1088.01	1138.01	1188.01	1238.01	1288.01	1338.01	1388.01	1438.01	
1975	988.01	1038.01	1088.01	1138.01	1188.01	1238.01	1288.01	1338.01	1388.01	1438.01	1488.01	
1977	1038.01	1088.01	1138.01	1188.01	1238.01	1288.01	1338.01	1388.01	1438.01	1488.01	1538.01	
1979	1088.01	1138.01	1188.01	1238.01	1288.01	1338.01	1388.01	1438.01	1488.01	1538.01	1588.01	
1981	1138.01	1188.01	1238.01	1288.01	1338.01	1388.01	1438.01	1488.01	1538.01	1588.01	1638.01	
1982	1188.01	1238.01	1288.01	1338.01	1388.01	1438.01	1488.01	1538.01	1588.01	1638.01	1688.01	
1983	1238.01	1288.01	1338.01	1388.01	1438.01	1488.01	1538.01	1588.01	1638.01	1688.01	1738.01	
1985	1288.01	1338.01	1388.01	1438.01	1488.01	1538.01	1588.01	1638.01	1688.01	1738.01	1788.01	

NOTE: SEE FOOTNOTE SUMMARY ON PAGE FOLLOWING PAY GRADE E1.

MONTHLY AMOUNT OF MILITARY RETIRED PAY FOR PERSONS RETIRING WITHOUT DISABILITY UNDER VARIOUS PAY SCALES

PAY GRADE	PAY SCALE	YEARS OF SERVICE										
		20	21	22	23	24	25	26	27	28	29	30
E-3	1955	322.40	338.53	354.66	370.77	386.88	403.01	419.13	435.25	451.37	467.49	483.61
	1958	266.82	278.91	291.00	303.09	315.18	327.27	339.35	351.44	363.53	375.62	387.71
	1964	291.49	303.57	315.65	327.74	339.82	351.91	363.99	376.08	388.16	400.25	412.33
	1965	291.49	303.57	315.65	327.74	339.82	351.91	363.99	376.08	388.16	400.25	412.33
	1966	326.39	338.47	350.55	362.63	374.71	386.79	398.87	410.95	423.03	435.11	447.19
	1967	331.05	343.13	355.21	367.29	379.37	391.45	403.53	415.61	427.69	439.77	451.85
	1968	331.05	343.13	355.21	367.29	379.37	391.45	403.53	415.61	427.69	439.77	451.85
	1970	367.08	379.16	391.24	403.32	415.40	427.48	439.56	451.64	463.72	475.80	487.88
	1971	372.68	384.76	396.84	408.92	421.00	433.08	445.16	457.24	469.32	481.40	493.48
	1972	473.81	485.89	497.97	510.05	522.13	534.21	546.29	558.37	570.45	582.53	594.61
	1973	488.78	500.86	512.94	525.02	537.10	549.18	561.26	573.34	585.42	597.50	609.58
	1974	488.78	500.86	512.94	525.02	537.10	549.18	561.26	573.34	585.42	597.50	609.58
	1975	473.81	485.89	497.97	510.05	522.13	534.21	546.29	558.37	570.45	582.53	594.61
	1976	423.32	435.40	447.48	459.56	471.64	483.72	495.80	507.88	520.00	532.12	544.24
	1977	411.99	424.07	436.15	448.23	460.31	472.39	484.47	496.55	508.63	520.71	532.79
	1978	385.55	397.63	409.71	421.79	433.87	445.95	458.03	470.11	482.19	494.27	506.35
	1980	385.55	397.63	409.71	421.79	433.87	445.95	458.03	470.11	482.19	494.27	506.35
	1981	385.55	397.63	409.71	421.79	433.87	445.95	458.03	470.11	482.19	494.27	506.35
	1983	393.00	405.08	417.16	429.24	441.32	453.40	465.48	477.56	489.64	501.72	513.80
	E-2	1955	260.99	274.04	287.09	300.14	313.19	326.24	339.29	352.33	365.38	378.43
1958		200.54	212.62	224.70	236.78	248.86	260.94	273.02	285.10	297.18	309.26	321.34
1964		216.26	228.34	240.42	252.50	264.58	276.66	288.74	300.82	312.90	324.98	337.06
1965		221.98	234.06	246.14	258.22	270.30	282.38	294.46	306.54	318.62	330.70	342.78
1966		237.47	249.55	261.63	273.71	285.79	297.87	309.95	322.03	334.11	346.19	358.27
1967		242.22	254.30	266.38	278.46	290.54	302.62	314.70	326.78	338.86	350.94	363.02
1968		242.22	254.30	266.38	278.46	290.54	302.62	314.70	326.78	338.86	350.94	363.02
1970		271.67	283.75	295.83	307.91	320.00	332.08	344.16	356.24	368.32	380.40	392.48
1971		271.67	283.75	295.83	307.91	320.00	332.08	344.16	356.24	368.32	380.40	392.48
1972		271.67	283.75	295.83	307.91	320.00	332.08	344.16	356.24	368.32	380.40	392.48
1973		271.67	283.75	295.83	307.91	320.00	332.08	344.16	356.24	368.32	380.40	392.48
1974		310.19	322.27	334.35	346.43	358.51	370.59	382.67	394.75	406.83	418.91	431.00
1975		310.19	322.27	334.35	346.43	358.51	370.59	382.67	394.75	406.83	418.91	431.00
1976		352.29	364.37	376.45	388.53	400.61	412.69	424.77	436.85	448.93	461.01	473.09
1977		352.29	364.37	376.45	388.53	400.61	412.69	424.77	436.85	448.93	461.01	473.09
1978		349.40	361.48	373.56	385.64	397.72	409.80	421.88	433.96	446.04	458.12	470.20
1980		349.40	361.48	373.56	385.64	397.72	409.80	421.88	433.96	446.04	458.12	470.20
1981		349.40	361.48	373.56	385.64	397.72	409.80	421.88	433.96	446.04	458.12	470.20
1983		332.40	344.48	356.56	368.64	380.72	392.80	404.88	416.96	429.04	441.12	453.20

NOTE: SEE FOOTNOTE SUMMARY ON PAGE FOLLOWING PAY GRADE E1.

MONTHLY AMOUNT OF MILITARY RETIRED PAY FOR PERSONS RETIRING WITHOUT DISABILITY UNDER VARIOUS PAY SCALES

PAY GRADE	20	21	22	23	24	25	26	27	28	29	30
E-1	209.83	220.32	230.81	241.30	251.79	262.29	272.78	283.26	293.76	304.25	314.74
1955	194.97	204.76	214.47	224.22	233.96	243.71	253.46	263.21	272.96	282.71	292.46
1963	198.33	208.33	218.33	228.33	238.33	248.33	258.33	268.33	278.33	288.33	298.33
1966	217.99	227.99	237.99	247.99	257.99	267.99	277.99	287.99	297.99	307.99	317.99
1968	221.71	231.71	241.71	251.71	261.71	271.71	281.71	291.71	301.71	311.71	321.71
1969	235.22	245.22	255.22	265.22	275.22	285.22	295.22	305.22	315.22	325.22	335.22
1971	248.65N	258.65N	268.65N	278.65N	288.65N	298.65N	308.65N	318.65N	328.65N	338.65N	348.65N
1971	237.02N	247.02N	257.02N	267.02N	277.02N	287.02N	297.02N	307.02N	317.02N	327.02N	337.02N
1972	359.00N	369.00N	379.00N	389.00N	399.00N	409.00N	419.00N	429.00N	439.00N	449.00N	459.00N
1973	370.21L	380.21L	390.21L	400.21L	410.21L	420.21L	430.21L	440.21L	450.21L	460.21L	470.21L
1974	372.25L	382.25L	392.25L	402.25L	412.25L	422.25L	432.25L	442.25L	452.25L	462.25L	472.25L
1977	311.47L	321.47L	331.47L	341.47L	351.47L	361.47L	371.47L	381.47L	391.47L	401.47L	411.47L
1979	313.45L	323.45L	333.45L	343.45L	353.45L	363.45L	373.45L	383.45L	393.45L	403.45L	413.45L
1980	291.47L	301.47L	311.47L	321.47L	331.47L	341.47L	351.47L	361.47L	371.47L	381.47L	391.47L
1981	289.04L	299.04L	309.04L	319.04L	329.04L	339.04L	349.04L	359.04L	369.04L	379.04L	389.04L
1982	286.80N	296.80N	306.80N	316.80N	326.80N	336.80N	346.80N	356.80N	366.80N	376.80N	386.80N
1983	298.80N	308.80N	318.80N	328.80N	338.80N	348.80N	358.80N	368.80N	378.80N	388.80N	398.80N

FOOTNOTE SUMMARY

AS A RESULT OF CERTAIN PROVISIONS FOR ADVANCEMENT ON THE RETIRED LIST OR UNDER THE "LOWER AMENDMENT" SOME INDIVIDUALS WOULD RECEIVE AMOUNTS DIFFERING FROM THOSE SHOWN ABOVE. "PAY SCALE" INDICATES ORIGINAL EFFECTIVE DATE OF CURRENT PAY STATUS AT TIME OF RETIREMENT. FIGURES REFLECT A ONE YEAR LOOK-BACK IF A HIGHER AMOUNT OF RETIRED PAY RESULTS.

FIGURES SHOWN ASSUME THAT ACTIVE SERVICE AND PAY SERVICE ARE EQUAL.

THOSE RETIRED BEFORE JUNE 1, 1958 WERE PERMITTED TO RECOMPUTE THEIR RETIRED PAY ON THE BASIS OF THE ACTIVE DUTY PAY RATES PRESCRIBED IN 1958.

THOSE RETIRED IN BETWEEN APRIL 1 AND OCTOBER 1, 1963 WERE ALLOWED TO RECOMPUTE ON THE BASIS OF THE NEW ACTIVE DUTY PAY RATES THAT TOOK EFFECT OCT. 1, 1963.

MILITARY RETIRED PAY REFLECTS CPI, PAY, AND PAY CAP INCREASES PRIOR TO AND INCLUDING JANUARY 1, 1984

ACTIVE DUTY BASIC PAY CAP OF \$499.90 PER MONTH LEVELS OUT RETIRED PAY IN UPPER GRADES.

*NEW BASE.

THE SUFFIX ATTACHED TO SOME OF THE ANNUAL RETIRED RATES INDICATES WHETHER THE FIGURE WAS ESTABLISHED USING A ONE YEAR LOOK-BACK(L) OR NOT(N).

THE JAGGED SOLID LINE SEPARATES THOSE RETIREES ENTITLED TO A FULL COLA (AGE 62 AND ABOVE) FROM THOSE ENTITLED TO A REDUCED COLA (BELOW AGE 62). IT IS ASSUMED THAT THE "AVERAGE OFFICER WITH 20 YEARS OF SERVICE RETIRES AT AGE 43 AND THE AVERAGE ENLISTED WITH 20 YEARS OF SERVICE AT AGE 39."

JANUARY 1, 1984 DMDC - OFFICE OF THE DOD ACTUARY

MONTHLY AMOUNT OF MILITARY NCN-DISABILITY RETIRED PAY IN DOLLARS FOR PERSONS RETIRING AFTER JANUARY 1, 1984

RETIRED PAY GRADE	YEARS OF SERVICE										30
	20	21	22	23	24	25	26	27	28	29	
COMMISSIONED OFFICERS											
C/S	2,719.00	2,897.00	3,024.00	3,162.00	3,299.00	3,437.00	3,574.00	3,712.00	3,849.00	3,987.00	4,124.00
O-9	2,719.00	2,897.00	3,024.00	3,162.00	3,299.00	3,437.00	3,574.00	3,712.00	3,849.00	3,987.00	4,124.00
O-8	2,619.00	2,750.00	2,881.00	2,997.00	3,113.00	3,229.00	3,345.00	3,461.00	3,577.00	3,693.00	3,809.00
O-7	2,519.00	2,645.00	2,771.00	2,872.00	2,973.00	3,074.00	3,175.00	3,276.00	3,377.00	3,478.00	3,579.00
O-6	1,913.00	1,904.00	2,111.00	2,203.00	2,295.00	2,387.00	2,479.00	2,571.00	2,663.00	2,755.00	2,847.00
O-5	1,641.00	1,668.00	1,695.00	1,722.00	1,749.00	1,776.00	1,803.00	1,830.00	1,857.00	1,884.00	1,911.00
O-4	1,420.00	1,491.00	1,562.00	1,633.00	1,704.00	1,775.00	1,846.00	1,917.00	1,988.00	2,059.00	2,130.00
COMMISSIONED OFFICERS WITH LESS THAN 4 YEARS OF ACTIVE ENLISTED SERVICE											
O-3	1,228.00	1,289.00	1,351.00	1,412.00	1,473.00	1,535.00	1,596.00	1,658.00	1,719.00	1,780.00	1,842.00
O-2	711.00	756.00	802.00	848.00	894.00	940.00	986.00	1,032.00	1,078.00	1,124.00	1,170.00
O-1	718.00	754.00	790.00	826.00	862.00	898.00	934.00	970.00	1,006.00	1,042.00	1,078.00
COMMISSIONED OFFICERS WITH MORE THAN 4 YEARS OF ACTIVE ENLISTED SERVICE											
O-3	1,246.00	1,308.00	1,371.00	1,433.00	1,495.00	1,558.00	1,620.00	1,682.00	1,745.00	1,807.00	1,869.00
O-2	992.00	1,108.00	1,160.00	1,213.00	1,266.00	1,319.00	1,371.00	1,424.00	1,477.00	1,530.00	1,582.00
O-1	992.00	937.00	981.00	1,026.00	1,071.00	1,115.00	1,160.00	1,205.00	1,249.00	1,294.00	1,338.00
WARRANT OFFICERS											
W-4	1,179.00	1,238.00	1,340.00	1,401.00	1,462.00	1,523.00	1,584.00	1,645.00	1,706.00	1,767.00	1,828.00
W-3	1,336.00	1,365.00	1,482.00	1,533.00	1,584.00	1,635.00	1,686.00	1,737.00	1,788.00	1,839.00	1,890.00
W-2	1,336.00	1,365.00	1,482.00	1,533.00	1,584.00	1,635.00	1,686.00	1,737.00	1,788.00	1,839.00	1,890.00
W-1	863.00	906.00	949.00	993.00	1,036.00	1,079.00	1,122.00	1,165.00	1,208.00	1,251.00	1,294.00
ENLISTED MEMBERS											
EM	1,400.00	1,470.00	1,540.00	1,610.00	1,680.00	1,750.00	1,820.00	1,890.00	1,960.00	2,030.00	2,100.00
EM-9	997.00	1,047.00	1,097.00	1,147.00	1,197.00	1,247.00	1,297.00	1,347.00	1,397.00	1,447.00	1,497.00
EM-8	874.00	917.00	960.00	1,003.00	1,046.00	1,089.00	1,132.00	1,175.00	1,218.00	1,261.00	1,304.00
EM-7	771.00	810.00	849.00	888.00	927.00	966.00	1,005.00	1,044.00	1,083.00	1,122.00	1,161.00
EM-6	675.00	709.00	743.00	776.00	810.00	844.00	878.00	912.00	946.00	980.00	1,014.00
EM-5	573.00	602.00	630.00	659.00	688.00	716.00	745.00	774.00	803.00	832.00	861.00
EM-4	462.00	485.00	508.00	531.00	554.00	577.00	600.00	623.00	646.00	669.00	692.00
EM-3	336.00	355.00	374.00	393.00	412.00	431.00	450.00	469.00	488.00	507.00	526.00
EM-2	298.00	313.00	328.00	343.00	358.00	373.00	388.00	403.00	418.00	433.00	448.00
EM-1	298.00	313.00	328.00	343.00	358.00	373.00	388.00	403.00	418.00	433.00	448.00

NOTE: AS A RESULT OF CERTAIN PROVISIONS FOR ADVANCEMENT ON THE RETIRED LIST OR UNDER THE "TOWER AMENDMENT" SOME INDIVIDUALS WOULD RECEIVE AMOUNTS DIFFERING FROM THOSE SHOWN ABOVE. "PAY SCALE" INDICATES ORIGINAL EFFECTIVE DATE OF CURRENT PAY STATUS AT TIME OF RETIREMENT. FIGURES REFLECT A ONE YEAR LOOK-BACK IF A HIGHER AMOUNT OF RETIRED PAY RESULTS.

FIGURES SHOWN ASSUME THAT ACTIVE SERVICE AND PAY SERVICE ARE EQUAL.

MILITARY RETIRED PAY REFLECTS CPI AND PAY INCREASES PRIOR TO AND INCLUDING JANUARY 1, 1984

ACTIVE DUTY BASIC PAY CAP OF \$499.90 PER MONTH LEVELS OUT RETIRED PAY IN UPPER GRADES.

JANUARY 1, 1984 DMDC - OFFICE OF THE DOD ACTUARY

ANNUAL AMOUNT OF MILITARY NON-DISABILITY RETIRED PAY IN DOLLARS FOR PERSONS RETIRING AFTER JANUARY 1, 1984

RETIRED PAY GRADE	YEARS OF SERVICE										
	23	21	22	23	24	25	26	27	28	29	30
C/S	32,988	38,644	36,288	37,944	39,588	41,244	42,888	44,544	46,188	47,844	49,488
O-10	32,988	38,644	36,288	37,944	39,588	41,244	42,888	44,544	46,188	47,844	49,488
O-9	32,988	38,644	36,288	37,944	39,588	41,244	42,888	44,544	46,188	47,844	49,488
O-8	32,988	38,644	36,288	37,944	39,588	41,244	42,888	44,544	46,188	47,844	49,488
O-7	32,988	38,644	36,288	37,944	39,588	41,244	42,888	44,544	46,188	47,844	49,488
O-6	32,988	38,644	36,288	37,944	39,588	41,244	42,888	44,544	46,188	47,844	49,488
O-5	32,988	38,644	36,288	37,944	39,588	41,244	42,888	44,544	46,188	47,844	49,488
O-4	32,988	38,644	36,288	37,944	39,588	41,244	42,888	44,544	46,188	47,844	49,488
COMMISSIONED OFFICERS WITH LESS THAN 4 YEARS OF ACTIVE ENLISTED SERVICE											
O-3	14,736	15,468	16,212	16,944	17,676	18,420	19,152	19,896	20,628	21,360	22,104
O-2	14,736	15,468	16,212	16,944	17,676	18,420	19,152	19,896	20,628	21,360	22,104
O-1	8,4616	9,048	9,636	10,224	10,812	11,400	11,988	12,576	13,164	13,752	14,340
COMMISSIONED OFFICERS WITH MORE THAN 4 YEARS OF ACTIVE ENLISTED SERVICE											
O-3	14,952	15,696	16,452	17,196	17,940	18,696	19,440	20,184	20,940	21,684	22,428
O-2	14,952	15,696	16,452	17,196	17,940	18,696	19,440	20,184	20,940	21,684	22,428
O-1	12,660	13,296	13,920	14,556	15,192	15,828	16,452	17,088	17,724	18,350	18,984
WARRANT OFFICERS											
W-4	14,148	14,856	15,564	16,272	16,980	17,688	18,396	19,104	19,812	20,520	21,228
W-3	12,432	13,056	13,680	14,304	14,928	15,552	16,176	16,800	17,424	18,048	18,672
W-2	10,356	10,872	11,388	11,904	12,420	12,936	13,452	13,968	14,484	15,000	15,516
ENLISTED MEMBERS											
SEM	16,800	17,640	18,480	19,320	20,160	21,000	21,840	22,680	23,520	24,360	25,200
E-9	11,964	12,564	13,164	13,764	14,364	14,964	15,564	16,164	16,764	17,364	17,964
E-8	10,488	11,004	11,520	12,036	12,552	13,068	13,584	14,100	14,616	15,132	15,648
E-7	9,252	9,720	10,188	10,656	11,124	11,592	12,060	12,528	12,996	13,464	13,932
E-6	8,100	8,508	8,916	9,324	9,732	10,140	10,548	10,956	11,364	11,772	12,180
E-5	6,876	7,224	7,560	7,908	8,256	8,604	8,952	9,300	9,648	10,000	10,344
E-4	5,754	6,024	6,294	6,564	6,834	7,104	7,374	7,644	7,914	8,184	8,454
E-3	4,632	4,824	5,016	5,208	5,400	5,592	5,784	5,976	6,168	6,360	6,552
E-2	3,510	3,672	3,834	3,996	4,158	4,320	4,482	4,644	4,806	4,968	5,130
E-1	2,388	2,520	2,652	2,784	2,916	3,048	3,180	3,312	3,444	3,576	3,708

NOTE: AS A RESULT OF CERTAIN PROVISIONS FOR ADVANCEMENT ON THE RETIRED LIST OR UNDER THE "TOMER AMENDMENT", SOME INDIVIDUALS WOULD RECEIVE AMOUNTS DIFFERING FROM THOSE SHOWN ABOVE. *PAY SCALE* INDICATES ORIGINAL EFFECTIVE DATE OF CURRENT PAY STATUS AT TIME OF RETIREMENT. FIGURES REFLECT A ONE YEAR LOOK-BACK IF A HIGHER AMOUNT OF RETIRED PAY RESULTS.

FIGURES SHOWN ASSUME THAT ACTIVE SERVICE AND PAY SERVICE ARE EQUAL.

MILITARY RETIRED PAY REFLECTS CPI AND PAY INCREASES PRIOR TO AND INCLUDING JANUARY 1, 1984

ACTIVE DUTY BASIC PAY CAP OF \$499.90 PER MONTH LEVELS OUT RETIRED PAY IN UPPER GRADES.

LUMP SUM EQUIVALENT* VALUE OF MILITARY NON-DISABILITY RETIRED PAY IN DOLLARS AT THE TIME OF RETIREMENT AS OF JANUARY 1, 1984

RETIRED PAY GRADE	20	21	22	23	24	25	26	27	28	29	30	31
COMMISSIONED OFFICERS												
O-5	953,924	979,134	1,001,764	1,022,458	1,040,638	1,056,936	1,070,704	1,082,432	1,092,115	1,099,709	1,104,933	1,108,933
O-4	953,924	979,134	1,001,764	1,022,458	1,040,638	1,056,936	1,070,704	1,082,432	1,092,115	1,099,709	1,104,933	1,108,933
O-3	953,924	979,134	1,001,764	1,022,458	1,040,638	1,056,936	1,070,704	1,082,432	1,092,115	1,099,709	1,104,933	1,108,933
O-2	953,924	979,134	1,001,764	1,022,458	1,040,638	1,056,936	1,070,704	1,082,432	1,092,115	1,099,709	1,104,933	1,108,933
O-1	953,924	979,134	1,001,764	1,022,458	1,040,638	1,056,936	1,070,704	1,082,432	1,092,115	1,099,709	1,104,933	1,108,933
COMMISSIONED OFFICERS WITH LESS THAN 4 YEARS OF ACTIVE ENLISTED SERVICE												
O-5	432,751	505,677	517,446	528,043	537,551	545,843	553,027	559,107	564,450	567,450	570,685	573,685
O-4	432,751	505,677	517,446	528,043	537,551	545,843	553,027	559,107	564,450	567,450	570,685	573,685
O-3	426,126	497,168	497,548	456,581	464,644	472,039	478,132	483,568	487,749	490,966	493,522	496,078
O-2	316,124	338,879	331,934	338,879	344,777	350,262	354,704	358,739	363,463	368,463	372,827	377,477
O-1	299,132	255,121	261,704	267,094	271,910	276,150	279,809	282,908	285,442	287,448	289,826	292,477
COMMISSIONED OFFICERS WITH MORE THAN 4 YEARS OF ACTIVE ENLISTED SERVICE												
O-5	432,752	443,512	454,173	463,372	471,544	479,112	485,322	490,568	495,126	499,413	503,556	507,556
O-4	366,093	375,781	384,275	392,253	399,348	405,512	410,722	415,320	419,094	422,810	426,477	430,094
O-3	309,531	317,786	324,977	331,476	337,837	342,681	347,514	351,947	355,391	358,916	362,441	365,966
WARRANT OFFICERS												
W-5	429,122	429,871	443,204	453,024	462,174	468,348	473,385	477,208	480,833	484,267	487,511	490,566
W-4	322,217	371,552	372,563	399,347	406,603	412,995	418,195	423,178	427,933	432,468	436,793	440,918
W-3	299,468	307,273	314,976	321,094	326,976	331,811	336,130	339,781	342,758	345,331	347,511	349,966
ENLISTED MEMBERS												
E-5	477,988	489,867	500,942	510,850	519,577	527,219	533,820	539,376	543,883	547,337	550,741	554,095
E-4	340,111	348,906	375,381	382,979	389,374	395,263	399,081	403,772	407,336	410,771	414,086	417,281
E-3	298,132	305,584	331,142	337,605	343,292	348,266	352,515	356,115	359,058	361,446	363,279	365,058
E-2	232,470	269,227	294,385	300,164	305,252	310,005	314,449	318,595	322,331	325,666	328,601	331,236
E-1	157,604	161,823	174,271	184,195	192,779	200,005	206,887	213,329	219,331	224,895	230,021	234,711
E-1	133,939	139,629	141,825	148,195	154,337	160,005	165,215	170,005	174,395	178,395	181,911	185,046
E-1	104,305	104,968	106,694	121,842	126,004	130,212	133,466	136,771	139,033	141,255	143,433	145,566

NOTE: AS A RESULT OF CERTAIN PROVISIONS FOR ADVANCEMENT ON THE RETIRED LIST OR UNDER THE "TOMER AMENDMENT" SOME INDIVIDUALS WOULD RECEIVE AMOUNTS DIFFERING FROM THOSE SHOWN ABOVE. *PAY SCALE* INDICATES ORIGINAL EFFECTIVE DATE OF CURRENT PAY STATUS AT TIME OF RETIREMENT. FIGURES REFLECT A ONE YEAR LOOK-BACK IF A HIGHER AMOUNT OF RETIRED PAY RESULTS.

FIGURES SHOWN ASSUME THAT ACTIVE SERVICE AND PAY SERVICE ARE EQUAL.

MILITARY RETIRED PAY REFLECTS CPI AND PAY INCREASES PRIOR TO AND INCLUDING JANUARY 1, 1984

ASSUMES ENTRY AGE 23 FOR OFFICERS AND WARRANT OFFICERS AND 20 FOR ENLISTED MEMBERS.

*BASED ON MILITARY SPECIFIC TABLES, THE LUMP SUM EQUIVALENT IS THE AMOUNT OF MONEY REQUIRED TO BE ON HAND AT THE TIME OF RETIREMENT TO PAY A LIFETIME ANNUITY TO THE RETIREE. THIS ANNUITY WOULD INCREASE WITH INFLATION ANNUALLY SUCH THAT THE REAL INTEREST RATE WOULD BE 1%.

ACTIVE DUTY BASIC PAY CAP OF \$499.90 PER MONTH LEVELS OUT RETIRED PAY IN UPPER GRADES.

WARNING: THESE VALUES ARE CALCULATED USING SINGLE-LIFE ANNUITIES AND THEREFORE SHOULD NOT BE USED IN PROPERTY SETTLEMENTS INVOLVING MORE THAN ONE PERSON.

MILITARY RETIRED PAY, LUMP-SUM EQUIVALENT, AT RETIREMENT, AND ANNUAL DEPOSIT NECESSARY TO ACCUMULATE THE LUMP-SUM EQUIVALENT FOR NONDISABILITY RETIREMENTS AS OF JANUARY 1, 1984

RETIRED PAY GRADE	TITLE	-----RETIREMENT AFTER 20 YEARS-----		-----RETIREMENT AFTER 10 YEARS-----	
		MONTHLY LUMP-SUM EQUIVALENT* RET PAY	MONTHLY LUMP-SUM DEPOSIT# ANNUAL DEPOSIT#	MONTHLY LUMP-SUM EQUIVALENT* RET PAY	MONTHLY LUMP-SUM DEPOSIT# ANNUAL DEPOSIT#
COMMISSIONED OFFICERS					
C/S	CHIEF OF STAFF	2,749.00	953,924	2,098	25,177
O-10	GENERAL/ADMIRAL	2,749.00	953,924	2,098	25,177
O-9	LIEUTENANT GENERAL/VICE ADMIRAL	2,749.00	953,924	2,098	25,177
O-8	MAJOR GENERAL/REAR ADMIRAL (UM)	2,659.00	808,913	1,997	23,986
O-7	BRIG. GENERAL/REAR ADMIRAL (LM)	2,569.00	625,125	1,987	22,887
O-6	LIEUTENANT GENERAL/COMMANDER	1,943.00	529,440	1,522	18,629
O-5	MAJOR/LIEUTENANT COMMANDER	1,920.00	492,751	1,504	18,005
O-4	MAJOR/LIEUTENANT	1,920.00	492,751	1,504	18,005
COMMISSIONED OFFICERS WITH LESS THAN 4 YEARS OF ACTIVE ENLISTED SERVICE					
O-3	CAPTAIN/LIEUTENANT	1,228.00	426,126	937	11,247
O-2	1ST LIEUTENANT/LIEUTENANT (JG)	911.00	316,124	695	8,343
O-1	2ND LIEUTENANT/ENSIGN	718.00	249,152	548	6,576
COMMISSIONED OFFICERS WITH MORE THAN 4 YEARS OF ACTIVE ENLISTED SERVICE					
O-3	CAPTAIN/LIEUTENANT	1,246.00	432,372	941	11,411
O-2	1ST LIEUTENANT/ENSIGN	1,055.00	362,093	805	9,662
O-1	2ND LIEUTENANT/ENSIGN	892.00	309,953	681	8,169
WARRANT OFFICERS					
W-4	CHIEF WARRANT/COMMISSIONED WARRANT	1,179.00	409,122	900	10,798
W-3	CHIEF WARRANT/COMMISSIONED WARRANT	1,036.00	359,500	791	9,488
W-2	CHIEF WARRANT/COMMISSIONED WARRANT	930.00	322,717	710	8,517
W-1	WARRANT OFFICER/WARRANT OFFICER	863.00	299,468	659	7,904
ENLISTED MEMBERS					
SE-9	SENIOR ENLISTED MEMBER	1,400.00	477,588	1,050	12,605
SE-8	SGT MAJOR/MASTER/CHIEF PETTY OFFICER	997.00	340,711	748	8,976
SE-7	MASTER/SGT/SGT/CHIEF PETTY OFFICER	874.00	298,152	656	7,869
SE-6	SGT/SGT/SGT/CHIEF PETTY OFFICER	775.00	263,015	579	6,942
SE-5	STAFF SGT/PETTY OFFICER FIRST CLASS	675.00	230,266	506	6,077
SE-4	SERGEANT/PETTY OFFICER SECOND CLASS	573.00	195,470	430	5,159
SE-3	CORPORAL/PETTY OFFICER THIRD CLASS	462.00	157,604	377	4,516
SE-2	PRIVATE FIRST CLASS/SEAMAN	396.00	135,689	297	3,569
SE-1	PRIVATE/SEAMAN APPRENTICE	334.00	113,939	251	3,007
E-1	RECRUIT/SEAMAN RECRUIT	298.00	101,858	224	2,683

NOTE: AS A RESULT OF CERTAIN PROVISIONS FOR ADVANCEMENT ON THE RETIRED LIST OR UNDER THE "TOWER AMENDMENT" SOME INDIVIDUALS WOULD RECEIVE AMOUNTS DIFFERING FROM THOSE SHOWN ABOVE. *PAY SCALE* INDICATES ORIGINAL EFFECTIVE DATE OF CURRENT PAY STATUS AT TIME OF RETIREMENT. FIGURES REFLECT A ONE YEAR LOOK-BACK IF A HIGHER AMOUNT OF RETIRED PAY RESULTS.

FIGURES SHOWN ASSUME THAT ACTIVE SERVICE AND PAY SERVICE ARE EQUAL.
MILITARY RETIRED PAY REFLECTS CPI AND PAY INCREASES PRIOR TO AND INCLUDING JANUARY 1, 1984
ASSUMES ENTRY AGE 23 FOR OFFICERS AND WARRANT OFFICERS AND 20 FOR ENLISTED MEMBERS.
BASED ON MILITARY SPECIFIC TABLES. THE LUMP-SUM EQUIVALENT IS THE AMOUNT OF MONEY REQUIRED TO BE ON HAND AT THE TIME OF RETIREMENT TO PAY A LIFE-TIME ANNUITY TO THE RETIREE. THIS ANNUITY WOULD INCREASE WITH INFLATION ANNUALLY SUCH THAT THE REAL INTEREST RATE WOULD BE 1%.

DEPOSIT IS THE AMOUNT NECESSARY TO ACCUMULATE AT 6-0% INTEREST TO THE LUMP-SUM EQUIVALENT.
ACTIVE DUTY BASIC PAY CAP OF 5499.90 PER MONTH LEVELS OUT RETIRED PAY IN UPPER GRADES.
WARNING: THESE VALUES ARE CALCULATED USING SINGLE-LIFE ANNUITIES AND THEREFORE SHOULD NOT BE USED IN PROPERTY SETTLEMENTS INVOLVING MORE THAN ONE PERSON.

NONDISABILITY RETIRED LIFE EXPECTATIONS

AGE*	OFFICERS	ENLISTEES	AGE	OFFICERS	ENLISTEES
35	41.83009	38.37222	73	10.74729	9.74379
36	40.89522	37.47475	74	10.16534	9.29216
37	39.55441	36.57287	75	9.50660	8.85033
38	38.12533	35.67178	76	8.85486	8.40443
39	37.20453	34.85060	77	8.05352	7.65426
40	36.54542	34.14202	78	7.13475	7.27468
41	35.36794	33.95085	79	6.33464	6.90564
42	34.55184	33.74293	80	5.54752	6.54846
43	33.54044	33.53531	81	5.91752	6.20488
44	33.53319	33.23271	82	5.54701	5.86563
45	32.72987	32.94515	83	5.14255	5.52880
46	32.94329	32.75073	84	4.85435	5.19255
47	32.94429	32.56073	85	4.54911	4.85435
48	32.94429	32.37296	86	4.27255	4.54911
49	32.94429	32.18152	87	4.02213	4.27255
50	32.94429	32.04292	88	3.79229	4.02213
51	32.94429	31.91083	89	3.58321	3.79229
52	32.94429	31.78162	90	3.38921	3.58321
53	32.94429	31.65533	91	3.21125	3.38921
54	32.94429	31.53194	92	3.04933	3.21125
55	32.94429	31.41122	93	2.89331	3.04933
56	32.94429	31.29293	94	2.74315	2.89331
57	32.94429	31.17694	95	2.61302	2.74315
58	32.94429	31.06314	96	2.48238	2.61302
59	32.94429	30.95144	97	2.35441	2.48238
60	32.94429	30.84183	98	2.22507	2.35441
61	32.94429	30.73423	99	2.10035	2.22507
62	32.94429	30.62861	100	1.98001	2.10035
63	32.94429	30.52493	101	1.86331	1.98001
64	32.94429	30.42315	102	1.74859	1.86331
65	32.94429	30.32319	103	1.63339	1.74859
66	32.94429	30.22497	104	1.51490	1.63339
67	32.94429	30.12837	105	1.38189	1.51490
68	32.94429	30.03339	106	1.21375	1.38189
69	32.94429	29.94002	107	1.09611	1.21375
70	32.94429	29.84826	108	0.96110	1.09611
71	32.94429	29.75809	109	0.80000	0.96110
72	32.94429	29.66952	110	0.50000	0.80000

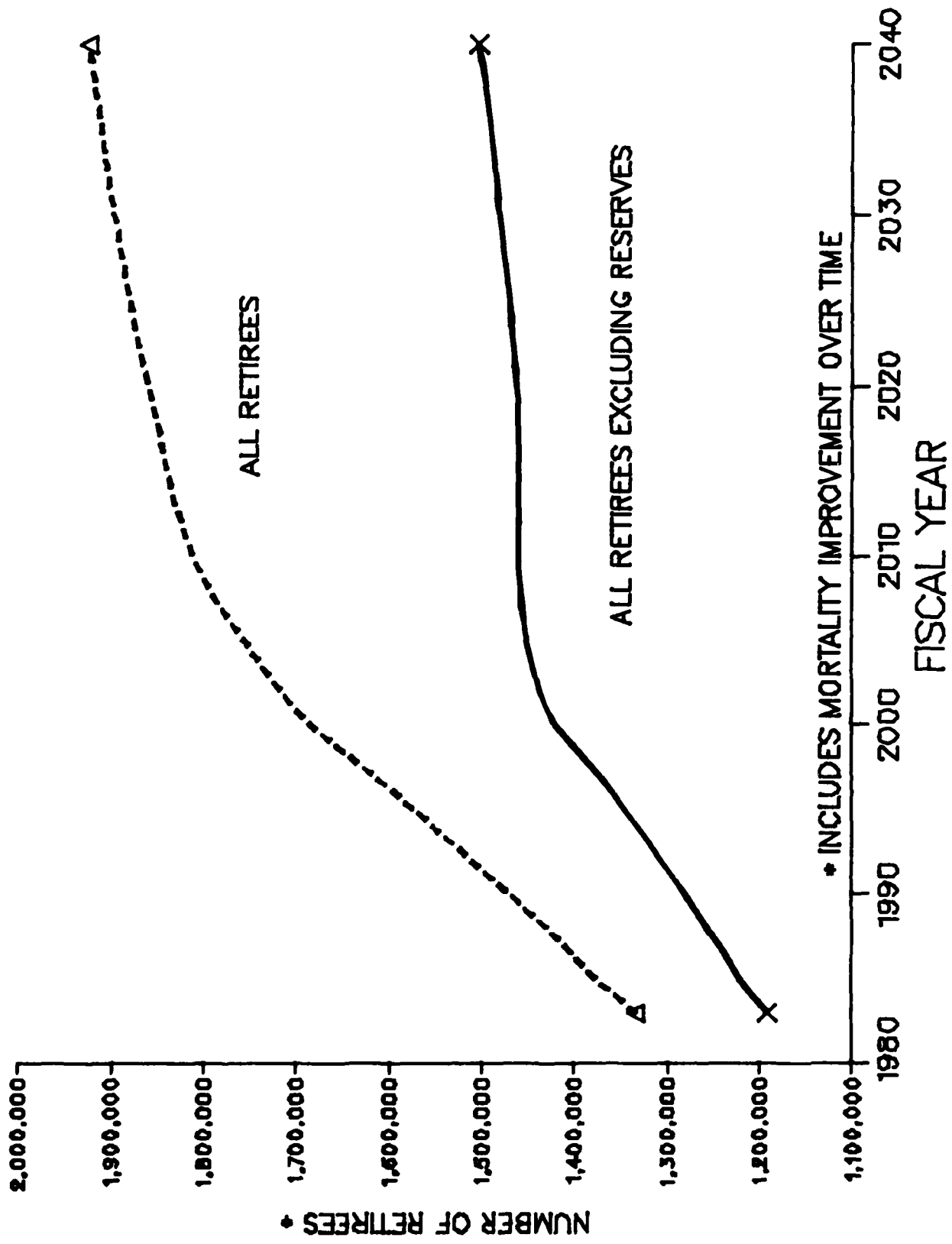
* AGE NEAREST BIRTHDAY

DISABILITY RETIRED LIFE EXPECTATIONS

AGE*	OFFICERS	ENLISTEES	AGE	OFFICERS	ENLISTEES
17	47.4133	45.45765	63	15.45590	13.81544
18	46.65431	45.95965	64	14.813771	13.31413
19	46.23475	45.41956	65	14.183374	12.82446
20	45.75238	44.82209	66	13.56324	12.34735
21	45.25273	44.25469	67	12.97067	11.88227
22	44.7422	43.6522	68	12.38258	11.42985
23	44.2143	43.03177	69	11.82352	10.98938
24	43.67152	42.39143	70	11.29521	10.56008
25	43.11311	41.73152	71	10.79182	10.14334
26	42.53895	41.05124	72	10.31824	9.73709
27	41.95476	40.35124	73	9.87066	9.34240
28	41.35941	39.63124	74	9.44353	8.95813
29	40.75251	38.89124	75	8.41353	8.58402
30	40.13523	38.14248	76	8.00351	8.21969
31	39.50476	37.37548	77	7.61142	7.85450
32	38.86194	36.59533	78	7.23375	7.51720
33	38.20733	35.79911	79	6.87175	7.17663
34	37.54133	34.98911	80	6.52320	6.84180
35	36.86333	34.16228	81	6.18348	6.51061
36	36.17333	33.32428	82	5.85175	6.18143
37	35.47133	32.47283	83	5.52555	5.85365
38	34.75733	31.60333	84	5.20555	5.52481
39	34.03133	30.71533	85	4.89135	5.19255
40	33.29333	29.80733	86	4.58435	4.85435
41	32.54333	28.88133	87	4.28259	4.52726
42	31.78133	27.93668	88	3.98599	4.20229
43	31.00733	26.97278	89	3.69221	3.87922
44	30.22133	25.99011	90	3.40221	3.55821
45	29.42333	24.98861	91	3.11597	3.23921
46	28.61333	23.96832	92	2.83392	2.92220
47	27.79133	22.92961	93	2.55691	2.60725
48	26.95733	21.87324	94	2.28495	2.29464
49	26.11133	20.79925	95	2.01815	2.08950
50	25.25333	19.70832	96	1.75691	1.87491
51	24.38333	18.60132	97	1.50152	1.66130
52	23.50133	17.47832	98	1.25152	1.44838
53	22.60733	16.34132	99	1.00735	1.23547
54	21.70133	15.19132	100	0.76935	1.02355
55	20.78333	14.02832	101	0.53735	0.81301
56	19.85333	12.85332	102	0.31130	0.60310
57	18.91133	11.66532	103	0.09159	0.40359
58	17.95733	10.46332	104	0.07339	0.21399
59	17.00133	9.24732	105	0.05499	0.03399
60	16.04333	8.01732	106	0.03818	0.01899
61	15.08333	6.77332	107	0.02137	0.01375
62	14.12133	5.51832	108	0.00961	0.00911

* AGE NEAREST BIRTHDAY

PROJECTED NUMBER OF DOD MILITARY RETIREES ON ROLLS ON SEPTEMBER 30 OF EACH FISCAL YEAR



END

FILMED

4-85

DTIC