

AD-A151 133

CIVILIAN MANPOWER STATISTICS, SEPTEMBER, FY-81. (U)
WASHINGTON HEADQUARTERS SERVICE (DOD) DIR FOR INFO
OP& RPTS. SEP 81. DIOR/MO4-81/12

1/A

UNCLASSIFIED

F/G 5/9

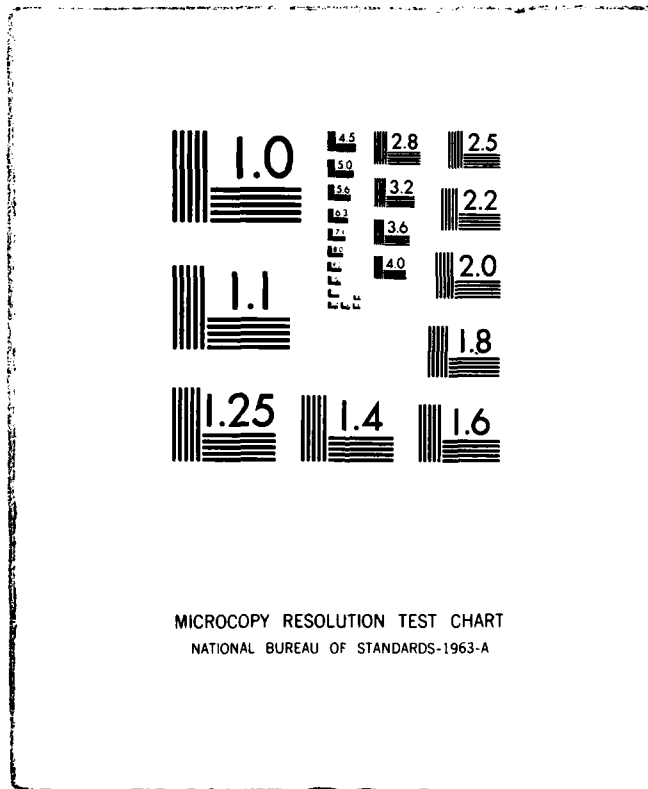
N/L

1 OF 1
AD-A151 133

END
FILMED
11 04 85

1 OF 1

AD-A151 133

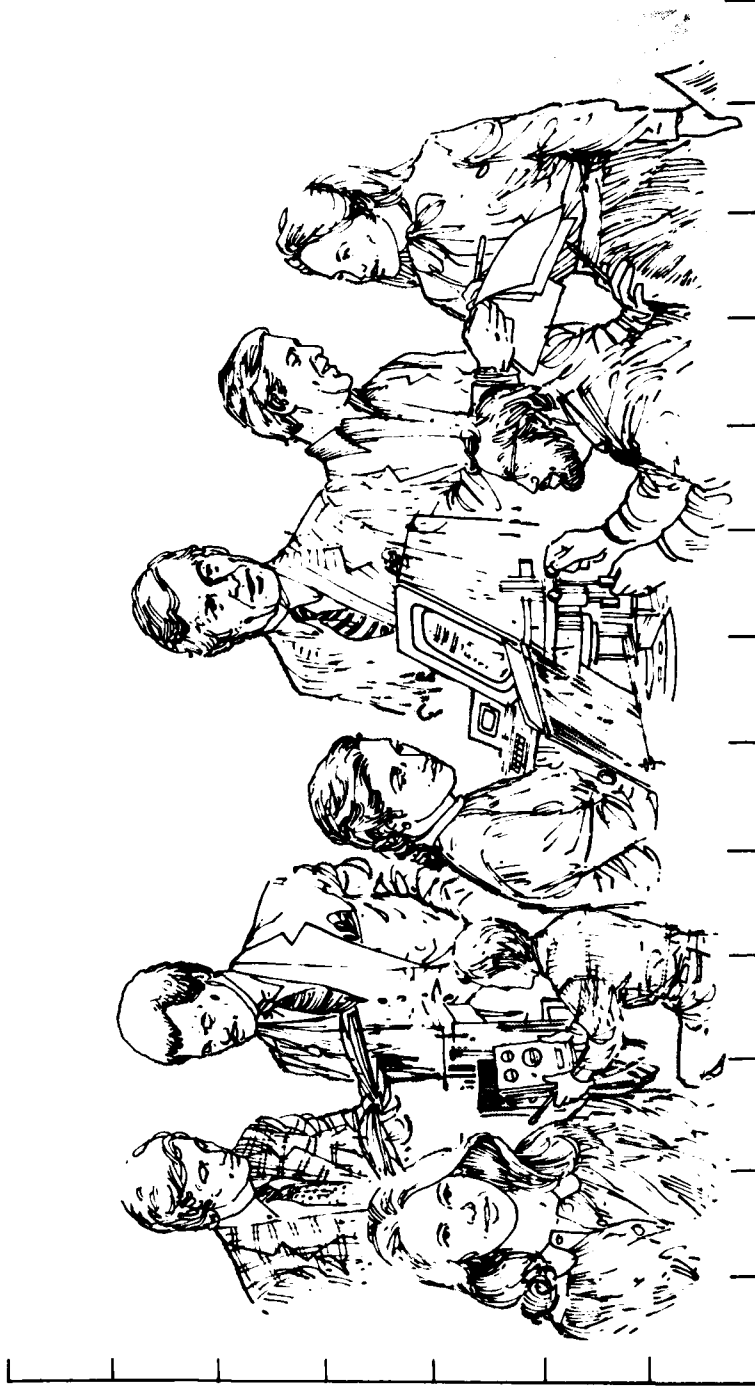


THIS REPORT IS UNCLASSIFIED AND
ITS DISTRIBUTION IS UNLIMITED



Department of Defense
CIVILIAN MANPOWER STATISTICS

SEPTEMBER 1981



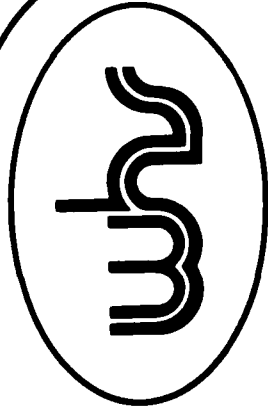
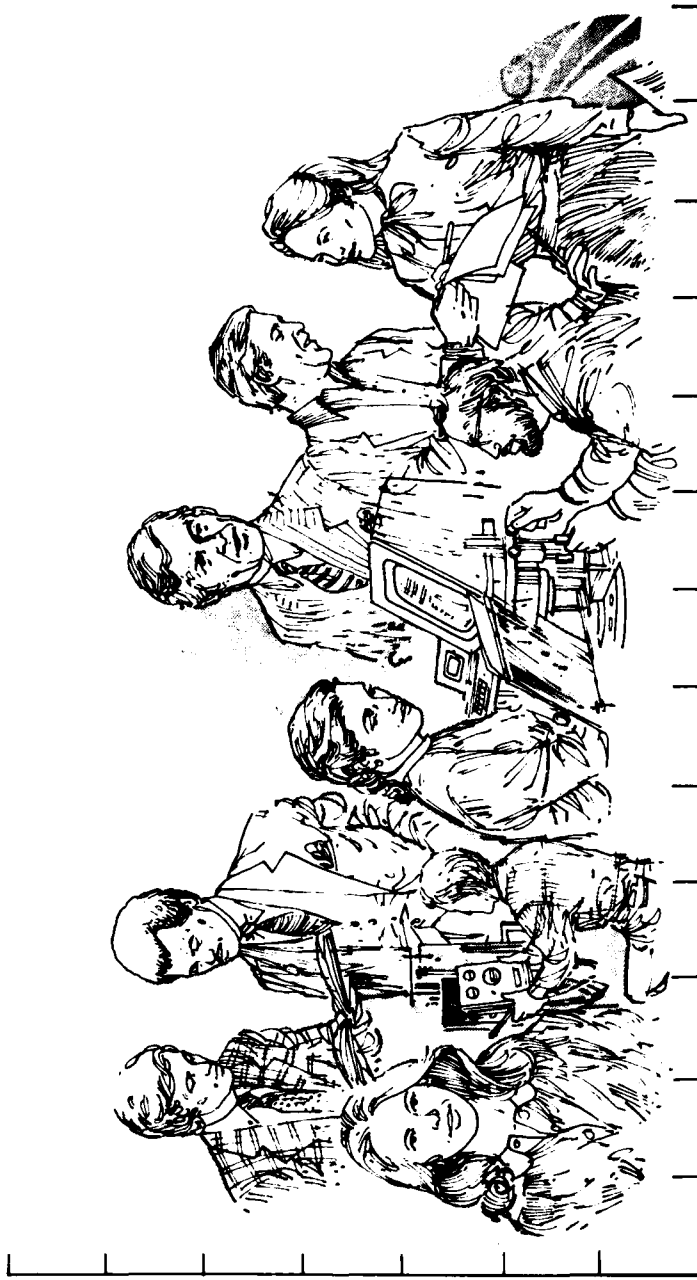


Department of Defense

CIVILIAN MANPOWER STATISTICS

OSD

WASHINGTON HEADQUARTERS SERVICES



DIRECTORATE FOR INFORMATION
OPERATIONS AND REPORTS (DIOR)
THE PENTAGON, WASHINGTON, D.C.

F O R E W O R D

CIVILIAN MANPOWER STATISTICS (CMS) is a monthly publication of Washington Headquarters Services, Directorate for Information Operations and Reports (WHS/DIOR) of the Office of the Secretary of Defense.

CMS provides audited, statistical information on the entire civilian workforce of the Department of Defense with the exception of personnel of the National Security Agency and personnel paid from non-appropriated funds. It is produced primarily from a computerized data base developed and maintained by WHS/DIOR from monthly information provided to the Office of Personnel Management on SF 113-A, Monthly Report of Federal Civilian Employment.

Questions on material in this publication and requests for additional copies or changes in distribution should be addressed to the Director, Washington Headquarters Services, Room 3E843, The Pentagon, Washington, D.C. 20301.

T A B L E O F C O N T E N T S

<u>Table Number</u>	<u>Former Designation</u>	<u>Title</u>	<u>PAGE</u>
		Glossary	1
Table 1	P10 (Rev.)	Department of Defense - Civilian Employment Summary	2
Table 2	P30.11 (Rev.)	Department of Defense - Trends in Civilian Employment Subject to OMB Ceiling	3
Table 3	P30.10	Department of Defense - Direct Hire Civilian Employment Subject to OMB Ceiling	4
Table 4	P12.2	Department of Defense - Civilian and Military Personnel--OSD-JCS and Other Defense Activities	5
Table 5	P31.0	Department of Defense - Total Paid Civilian Employment by Category	6
Table 6	P32.0	Department of Defense - Total Paid Civilian Employment by Location	7
Table 7	P32.6	Department of Defense - Indirect Hire Personnel by Country	8
Table 8	P33.1	Department of Defense - Monthly Accessions and Separations of Direct Hire Civilian Employees	9
Table 9	P33.2	Department of Defense - Monthly Separations of Direct Hire Civilian Employees by Cause	10
Table 10	None	Department of Defense - Total Direct Hire Ceiling Employment When Part-Time Permanent Employees are Counted on a Full-Time Equivalent (FTE) Basis	11

G L O S S A R Y

Military Functions. Activities normally associated with the uniform services.

Civil Functions. Functions primarily associated with the Civil Works program of the Army Corps of Engineers. This program encompasses planning, programming, designing, constructing, and operating Federal water resource projects for navigation, flood control, hydroelectric power, water supply, recreation, and related activities. Civil Functions also includes cemeterial workers (Army) and several conservation management employees (Air Force).

Direct Hire Civilians. Employees hired directly by an agency of the Department of Defense. Included are foreign nationals hired by the Department of Defense to support DoD activities in their home countries.

Indirect Hire Civilians. Foreign nationals assigned to support U.S. forces through contracts or agreements with foreign governments (or agencies thereof). These personnel are employees of the foreign governments involved.

Total Paid Civilian Employment. Total direct and indirect hire civilian employment. For direct hire, includes, with some exceptions, all direct hire employees who had not officially separated as of the report date and who either worked during the reporting period or were on paid leave.

OMB Ceiling Employment. Employees subject to Office of Management and Budget (OMB) ceilings established to administer Presidential employment ceiling limitations. For direct hire employees, it excludes employees such as Summer Aids or in the Stay-in-School, Federal Junior Fellowship, and Worker-Trainee Opportunity Programs, and those who are covered by other official exemptions granted by OMB.

Agencies.

OSD-JCS = Office of the Secretary of Defense and Organization of the
 Joint Chiefs of Staff
AFIS = Armed Forces Information Service
CHAMPUS = Civilian Health and Medical Program of the Uniform Services
DARPA = Defense Advanced Research Projects Agency
DSAA = Defense Security Assistance Agency
TRIMIS = Tri-Service Medical Information System
USCMA = U.S. Court of Military Appeals
OEA = Office of Economic Adjustment
WHS = Washington Headquarters Services

TABLE 1
DEPARTMENT OF DEFENSE
CIVILIAN EMPLOYMENT SUMMARY

SEPTEMBER 30, 1981

CIVILIAN EMPLOYMENT A/ MILITARY FUNCTIONS	TOTAL DOD	ARMY	B/ NAVY	AIR FORCE	OTHER DEFENSE AGENCIES C/
OMB CEILING EMPLOYMENT	1,019,466	372,111	320,858	246,165	80,332
DIRECT HIRE	939,942	318,278	310,123	232,933	78,608
INDIRECT HIRE	79,524	53,833	10,735	13,232	1,724
TOTAL EMPLOYMENT	1,030,942	375,432	326,025	248,242	81,243
DIRECT HIRE	951,418	321,599	315,290	235,010	79,519
INDIRECT HIRE	79,524	53,833	10,735	13,232	1,724
<u>CIVIL FUNCTIONS (ALL DIRECT HIRE)</u>					
OMB CEILING EMPLOYMENT	31,800	31,796	0	4	0
TOTAL EMPLOYMENT	32,765	32,761	0	4	0
<u>TOTAL MILITARY AND CIVIL FUNCTIONS</u>					
OMB CEILING EMPLOYMENT	1,051,266	403,907	320,858	246,169	80,332
DIRECT HIRE	971,742	350,074	310,123	232,937	78,608
INDIRECT HIRE	79,524	53,833	10,735	13,232	1,724
TOTAL EMPLOYMENT	1,063,707	408,193	326,025	248,246	81,243
DIRECT HIRE	984,183	354,360	315,290	235,014	79,519
INDIRECT HIRE	79,524	53,833	10,735	13,232	1,724

A/ INCLUDED IN TOTAL EMPLOYMENT AND EXCLUDED FROM OMB CEILING EMPLOYMENT ARE EMPLOYEES EXEMPT FROM OFFICE OF MANAGEMENT AND BUDGET (OMB) CEILING CONTROL, I.E. SUMMER AIDS AND EMPLOYEES IN THE STAY-IN-SCHOOL, FEDERAL JUNIOR FELLOWSHIP, AND WORKER-TRAINEE OPPORTUNITY PROGRAMS, AND THOSE COVERED BY OTHER OFFICIAL EXEMPTIONS GRANTED BY OMB.

B/ INCLUDES MARINE CORPS CIVILIAN PERSONNEL.

C/ INCLUDES OSD, JCS, AFIS, CHAMPUS, DARPA, TRIMIS, USCSMA, OEA, WHS, AND THE DEFENSE AGENCIES (LISTED IN TABLE 3).

TABLE 2

 DEPARTMENT OF DEFENSE
 TRENDS IN CIVILIAN EMPLOYMENT
 SUBJECT TO OMB CEILING

DEPARTMENT AND FUNCTION	SEP 30, 77	SEP 30, 78	SEP 30, 79	SEP 30, 80	AUG 31, 81	SEP 30, 81
<u>MILITARY FUNCTIONS</u>	<u>1,022,416</u>	<u>1,016,751</u>	<u>991,081</u>	<u>990,356</u>	<u>1,042,880</u>	<u>1,019,466</u>
DIRECT HIRE A/	939,021	935,703	915,764	915,786	964,773	939,942
INDIRECT HIRE B/	83,395	81,048	75,317	74,570	78,107	79,524
ARMY						
DIRECT HIRE	371,565	371,369	359,121	360,508	380,593	372,111
INDIRECT HIRE	315,037	316,078	309,475	311,795	328,213	318,278
NAVY						
DIRECT HIRE	317,612	316,796	310,176	308,715	332,195	320,858
INDIRECT HIRE	306,668	306,420	299,449	297,984	321,450	310,123
AIR FORCE						
DIRECT HIRE	255,321	251,091	245,082	244,342	249,864	246,165
INDIRECT HIRE	240,819	237,024	231,838	230,938	236,608	232,933
OTHER DEFENSE ACTIVITIES						
DIRECT HIRE	77,918	77,495	76,702	76,791	80,228	80,332
INDIRECT HIRE	76,497	76,181	75,002	75,069	78,502	78,608
	1,421	1,314	1,700	1,722	1,726	1,724
<u>CIVIL FUNCTIONS (ALL DIRECT HIRE) A/</u>	<u>33,386</u>	<u>33,590</u>	<u>33,342</u>	<u>32,611</u>	<u>34,408</u>	<u>31,800</u>
ARMY						
AIR FORCE	33,381	33,586	33,336	32,608	34,404	31,796
	5	4	6	3	4	4
<u>TOTAL MILITARY AND CIVIL FUNCTIONS</u>	<u>1,055,802</u>	<u>1,050,341</u>	<u>1,024,423</u>	<u>1,022,967</u>	<u>1,077,288</u>	<u>1,051,266</u>
DIRECT HIRE A/	972,407	969,293	949,106	948,397	999,181	971,742
INDIRECT HIRE B/	83,395	81,048	75,317	74,570	78,107	79,524

A/ AS REPORTED OFFICIALLY TO THE OFFICE OF PERSONNEL MANAGEMENT ON LINE 29 OF SF 113-A. EXCLUDES EMPLOYEES EXEMPT FROM THE PRESIDENT'S CEILING CONTROL.

B/ FOREIGN NATIONALS SUPPORTING U.S. MILITARY FORCES OVERSEAS UNDER CONTRACTS OR AGREEMENTS WITH FOREIGN GOVERNMENTS. ALL INDIRECT HIRES SUPPORT MILITARY FUNCTIONS.

TABLE 3

DEPARTMENT OF DEFENSE
DIRECT HIRE CIVILIAN EMPLOYMENT
SUBJECT TO OMB CEILING A/

COMPONENT	TOTAL EMPLOYMENT			FULL-TIME IN PERMANENT POSITIONS		
	AUG 31, 81	SEP 30, 81	SEP 30, 81 B/ CEILING	AUG 31, 81	SEP 30, 81	SEP 30, 81 B/ CEILING
MILITARY FUNCTIONS	<u>964,773</u>	<u>939,942</u>	<u>935,987</u>	<u>892,040</u>	<u>884,785</u>	<u>882,768</u>
ARMY	328,213	318,278	314,642	293,731	289,156	288,610
NAVY	321,450	310,123	309,971	299,752	298,254	297,936
AIR FORCE	236,608	232,933	232,378	223,976	223,081	222,222
OSD & RELATED ACTIVITIES C/ DEFENSE AUDIOVISUAL AGENCY	2,489	2,471	2,540	2,226	2,237	2,335
DEFENSE AUDIT SERVICE	476	465	543	458	442	468
DEFENSE COMMUNICATIONS AGENCY	386	391	403	382	387	391
DEFENSE CONTRACT AUDIT AGENCY	1,648	1,635	1,638	1,580	1,597	1,600
DEFENSE INTELLIGENCE AGENCY	3,526	3,517	3,514	3,495	3,490	3,452
DEFENSE INVESTIGATIVE SERVICE	2,630	2,606	2,571	2,602	2,602	2,566
DEFENSE LOGISTICS AGENCY	2,428	2,411	2,657	2,420	2,403	2,419
DEFENSE MAPPING AGENCY	46,311	46,058	46,661	45,079	44,555	44,461
DEFENSE NUCLEAR AGENCY	8,375	8,296	8,175	8,187	8,201	8,115
DEPARTMENT OF DEFENSE DEPENDENTS SCHOOLS	622	615	638	583	608	623
UNIFORM SERVICES UNIVERSITY OF THE HEALTH SCIENCES	9,001	9,537	9,001	7,030	7,231	7,030
	610	606	655	539	541	540
CIVIL FUNCTIONS	<u>34,408</u>	<u>31,800</u>	<u>N/A</u>	<u>27,474</u>	<u>27,333</u>	<u>N/A</u>
ARMY	34,404	31,796		27,470	27,329	
AIR FORCE	4	4		4	4	
TOTAL MILITARY AND CIVIL FUNCTIONS	<u>999,181</u>	<u>971,742</u>	<u>N/A</u>	<u>919,514</u>	<u>912,118</u>	<u>N/A</u>

A/ AS REPORTED OFFICIALLY TO THE OFFICE OF PERSONNEL MANAGEMENT ON LINE 29 OF SF 113-A.
B/ FY 1981 BUDGET PLAN REVISED JULY 17, 1981 (INCLUDES CAPITATION BUDGETING PROGRAM SPACES).
C/ INCLUDES OSD-JCS, AFIS, CHAMPUS, DARPA, DSA, TRIMIS, USCSMA, OEA, AND WHS.

TABLE 4

DEPARTMENT OF DEFENSE
CIVILIAN AND MILITARY PERSONNEL
OSD-JCS AND OTHER DEFENSE ACTIVITIES

SEPTEMBER 30, 1981

COMPONENT	TOTAL	A/ CIVILIAN	TOTAL	MILITARY	
				OFFICER	ENLISTED
<u>TOTALS</u>	<u>86,772</u>	<u>79,519</u>	<u>7,253</u>	<u>4,284</u>	<u>2,969</u>
OSD & RELATED ACTIVITIES B/	4,225	2,490	1,735	1,222	513
DEFENSE AUDIOVISUAL AGENCY	600	472	128	17	111
DEFENSE AUDIT SERVICE	393	393	-	-	-
DEFENSE COMMUNICATIONS AGENCY	3,130	1,667	1,463	451	1,012
DEFENSE CONTRACT AUDIT AGENCY	3,536	3,536	-	-	-
DEFENSE INTELLIGENCE AGENCY	4,412	2,607	1,805	1,173	632
DEFENSE INVESTIGATIVE SERVICE	2,588	2,446	142	72	70
DEFENSE LOGISTICS AGENCY	47,722	46,757	965	810	155
DEFENSE MAPPING AGENCY	8,811	8,375	436	179	257
DEFENSE NUCLEAR AGENCY	1,116	633	483	299	184
DEPARTMENT OF DEFENSE DEPENDENTS SCHOOLS	9,537	9,537	-	-	-
UNIFORMED SERVICES UNIVERSITY OF THE HEALTH SCIENCES	702	606	96 C/	61	35

A/ INCLUDES TOTAL PAID DIRECT HIRE CIVILIAN EMPLOYMENT AS REPORTED ON LINE 1 OF SF 113-A.

B/ INCLUDES OSD-JCS, AFIS, CHAMPUS, DARPA, DSA, TRIMIS, USCMA, OEA, AND WHS.

C/ EXCLUDES STUDENTS.

TABLE 5

DEPARTMENT OF DEFENSE
TOTAL PAID CIVILIAN EMPLOYMENT BY CATEGORY

SEPTEMBER 30, 1981

TYPE PERSONNEL	TOTAL DEPT OF DEFENSE	ARMY	NAVY	AIR FORCE	OTHER DEFENSE ACTIVITIES
<u>WORLDWIDE TOTAL</u>	<u>1,063,707</u>	<u>408,193</u>	<u>326,025</u>	<u>248,246</u>	<u>81,243</u>
<u>DIRECT HIRE A/</u>	<u>984,183</u>	<u>354,360</u>	<u>315,290</u>	<u>235,014</u>	<u>79,519</u>
BY FULL-TIME & PART-TIME:					
FULL-TIME	962,571	344,922	310,085	230,616	76,948
PART-TIME & INTERMITTENT	21,612	9,438	5,205	4,398	2,571
BY CITIZENSHIP:					
U.S. CITIZENS B/ FOREIGN NATIONALS	947,745 36,438*	338,190 16,170	302,199 13,091	228,449 6,565	78,907 612
BY SALARIED & WAGE BOARD:					
SALARIED	631,830	238,493	176,975	148,467	67,895
WAGE BOARD	352,353	115,867	138,315	86,547	11,624
<u>INDIRECT HIRE C/</u>	<u>79,524</u>	<u>53,833</u>	<u>10,735</u>	<u>13,232</u>	<u>1,724</u>
<u>TOTAL U.S. CITIZENS</u>	<u>947,745</u>	<u>338,190</u>	<u>302,199</u>	<u>228,449</u>	<u>78,907</u>
<u>TOTAL FOREIGN NATIONALS</u>	<u>115,962</u>	<u>70,003</u>	<u>23,826</u>	<u>19,797</u>	<u>2,336</u>

A/ AS REPORTED TO THE OFFICE OF PERSONNEL MANAGEMENT ON LINE 1 OF SF 113-A.

B/ INCLUDES U.S. CITIZENS BY VIRTUE OF CITIZENSHIP IN A U.S. TERRITORY.

C/ FOREIGN NATIONALS SUPPORTING U.S. MILITARY IN OVERSEAS AREAS UNDER CONTRACTS/AGREEMENTS WITH FOREIGN GOVERNMENTS.

TABLE 6

DEPARTMENT OF DEFENSE
TOTAL PAID CIVILIAN EMPLOYMENT BY LOCATION

SEPTEMBER 30, 1931

TYPE PERSONNEL	TOTAL DEPT OF DEFENSE	ARMY	NAVY	AIR FORCE	OTHER DEFENSE ACTIVITIES
<u>WORLDWIDE TOTAL</u>	<u>1,063,707</u>	<u>408,193</u>	<u>326,025</u>	<u>248,246</u>	<u>81,243</u>
<u>UNITED STATES (DIRECT HIRE)</u>	<u>903,323</u>	<u>316,506</u>	<u>295,154</u>	<u>222,560</u>	<u>69,103</u>
BY LOCATION:					
WASHINGTON, D.C.	80,601	25,740	34,874	6,303	13,684
REMAINDER OF U.S. A/	822,722	290,766	260,280	216,257	55,419
BY SALARIED & WAGE BOARD:					
SALARIED	584,041	220,929	168,019	137,555	57,538
WAGE BOARD	319,282	95,577	127,135	85,005	11,565
<u>U.S. TERRITORIES (DIRECT HIRE)</u>	<u>6,367</u>	<u>1,061</u>	<u>4,313</u>	<u>951</u>	<u>42</u>
BY CITIZENSHIP:					
U.S. CITIZENS B/ FOREIGN NATIONALS	6,334 33	1,060 1	4,282 31	950 1	42 0
BY SALARIED & WAGE BOARD:					
SALARIED	2,902	707	1,777	382	31
WAGE BOARD	3,465	359	2,536	569	11
<u>FOREIGN COUNTRIES</u>	<u>154,017</u>	<u>90,626</u>	<u>26,558</u>	<u>24,735</u>	<u>12,098</u>
<u>DIRECT HIRE</u>	<u>74,493</u>	<u>36,793</u>	<u>15,823</u>	<u>11,503</u>	<u>10,374</u>
BY CITIZENSHIP:					
U.S. CITIZENS B/ FOREIGN NATIONALS	38,544 35,949	20,960 15,833	2,823 13,000	4,974 6,529	9,787 587
BY SALARIED & WAGE BOARD:					
SALARIED	44,987	16,862	7,179	11,520	10,326
WAGE BOARD	29,506	19,931	8,644	933	48
<u>INDIRECT HIRE (FOREIGN NATIONALS)</u>	<u>79,524</u>	<u>53,833</u>	<u>10,735</u>	<u>13,232</u>	<u>1,724</u>

A/ INCLUDES ALASKA AND HAWAII

B/ INCLUDES U.S. CITIZENS BY VIRTUE OF CITIZENSHIP IN A U.S. TERRITORY

TABLE 7
 DEPARTMENT OF DEFENSE
 INDIRECT HIRE PERSONNEL BY COUNTRY
 SEPTEMBER 30, 1981

COUNTRY	TOTAL	ARMY	NAVY	AIR FORCE	OTHER DEFENSE ACTIVITIES
<u>TOTAL</u>	<u>79,524</u>	<u>53,833</u>	<u>10,735</u>	<u>13,232</u>	<u>1,724</u>
BELGIUM	478	461	-	2	15
GERMANY	53,782	46,533	28	5,994	1,227
GREECE	581	16	115	431	19
GUAM	4	-	4	-	-
ITALY	1	-	1	-	-
JAPAN (INCLUDES OKINAWA)	17,842	3,452	9,398	4,734	258
KOREA	3,105	3,105	-	-	-
NETHERLANDS	350	266	-	71	13
PHILIPPINES	7	-	6	-	1
SPAIN	2,059	-	1,118	856	85
UNITED KINGDOM	1,315	-	65	1,144	106

INDIRECT HIRE PERSONNEL ARE FOREIGN NATIONALS SUPPORTING U.S. MILITARY FORCES UNDER CONTRACTS OR AGREEMENTS WITH FOREIGN GOVERNMENTS.

TABLE 8

DEPARTMENT OF DEFENSE
MONTHLY ACCESSIONS AND SEPARATIONS OF DIRECT HIRE CIVILIAN EMPLOYEES

DATE	ACCESSIONS		SEPARATIONS	
	NUMBER	RATE	NUMBER	RATE
1980				
JANUARY	15,754	1.63	19,744	2.05
FEBRUARY	12,841	1.33	12,958	1.34
MARCH	17,794	1.84	15,575	1.61
APRIL	15,226	1.57	12,488	1.29
MAY	18,584	1.91	13,311	1.37
JUNE	35,078	3.55	22,012	2.23
JULY	16,997	1.72	15,140	1.53
AUGUST	19,622	2.02	34,671	3.56
SEPTEMBER	25,301	2.64	38,376	4.00
OCTOBER	23,733	2.45	13,652	1.41
NOVEMBER	12,973	1.34	11,312	1.16
DECEMBER	12,508	1.29	10,351	1.06
1981				
JANUARY	18,714	1.92	19,917	2.05
FEBRUARY	7,734	0.80	9,983	1.03
MARCH	12,348	1.27	9,596	0.98
APRIL	14,992	1.53	9,681	0.99
MAY	21,570	2.18	11,490	1.16
JUNE	39,402	3.91	20,928	2.08
JULY	24,016	2.35	15,497	1.52
AUGUST	23,514	2.31	30,080	2.96
SEPTEMBER	18,071	1.84	47,292	4.81

TABLE 9

DEPARTMENT OF DEFENSE
MONTHLY SEPARATIONS OF DIRECT HIRE CIVILIAN EMPLOYEES BY CAUSE

DATE	TOTAL	QUIT	RIF	TERMINATION A/	OTHER B/
1980					
JANUARY	19,744	5,239	152	2,134	12,219
FEBRUARY	12,958	4,247	82	1,441	7,188
MARCH	15,575	4,642	101	1,862	8,970
APRIL	12,488	4,597	87	2,032	5,772
MAY	13,311	5,087	73	2,537	5,614
JUNE	22,012	5,864	121	2,739	13,288
JULY	15,140	6,165	151	2,707	6,117
AUGUST	34,671	15,070	144	7,226	12,231
SEPTEMBER	38,376	13,502	243	14,302	10,329
OCTOBER	13,652	4,812	117	3,967	4,756
NOVEMBER	11,312	3,952	65	2,470	4,825
DECEMBER	10,351	2,985	69	1,858	5,439
1981					
JANUARY	19,917	5,123	169	2,263	12,362
FEBRUARY	9,983	3,896	63	1,314	4,710
MARCH	9,596	3,460	38	1,708	4,390
APRIL	9,681	3,953	45	1,556	4,127
MAY	11,490	4,965	95	1,432	4,998
JUNE	20,928	5,915	104	2,367	12,542
JULY	15,497	7,174	342	2,228	5,753
AUGUST	30,080	15,798	37	7,233	7,012
SEPTEMBER	47,292	16,428	110	21,587	9,167

A/ TERMINATIONS OF TEMPORARY OR EXCEPTED APPOINTMENTS OR OF PERSONAL SERVICE CONTRACTS.
B/ INCLUDES TRANSFERS, DISCHARGES, DISPLACEMENTS, EXTENDED LWOP AND SUSPENSIONS, DEATHS, DISABILITIES AND RETIREMENTS.

TABLE 19

DEPARTMENT OF DEFENSE
TOTAL DIRECT HIRE CEILING EMPLOYMENT WHEN PART-TIME PERMANENT EMPLOYEES
ARE COUNTED ON A FULL-TIME EQUIVALENT (FTE) BASIS AS

SEPTEMBER 30, 1981

COMPONENT	TOTAL CEILING EMPLOYMENT ^{B/}	PART-TIME PERMANENT EMPLOYEES	INTER- MEDIATE + TOTAL	PART-TIME EMPLOYMENT ON FTE BASIS	REVISED CEILING EMPLOYMENT	CEILING SEP 30, 1981 ^{C/}
<u>MILITARY FUNCTIONS</u>	<u>939,942</u>	<u>5,992</u>	<u>933,950</u>	<u>3,865</u>	<u>937,815</u>	<u>935,947</u>
ARMY	318,278	2,383	315,895	1,481	317,376	314,642
NAVY	310,123	1,878	308,245	1,349	309,594	309,971
AIR FORCE	232,933	1,200	231,733	725	232,458	232,378
OSD AND RELATED ACTIVITIES D/ DEFENSE AUDIOVISUAL AGENCY	2,471	18	2,453	12	2,465	2,540
DEFENSE AUDIT SERVICE	465	-	465	-	465	443
DEFENSE COMMUNICATIONS AGENCY	391	4	387	3	390	403
DEFENSE CONTRACT AUDIT AGENCY	1,635	17	1,618	9	1,627	1,628
DEFENSE INTELLIGENCE AGENCY	3,517	20	3,497	12	3,509	3,514
DEFENSE INVESTIGATIVE SERVICE	2,606	-	2,606	-	2,606	2,571
DEFENSE LOGISTICS AGENCY	2,411	8	2,403	4	2,407	2,657
DEFENSE MAPPING AGENCY	46,058	394	45,664	201	45,865	46,661
DEFENSE NUCLEAR AGENCY	8,296	27	8,269	13	8,282	8,175
DEPENDENTS SCHOOLS	615	1	614	1	615	638
UNIFORM SERVICES UNIVERSITY OF THE HEALTH SERVICES	9,537	35	9,502	15	9,529	9,503
	606	7	599	5	604	605
<u>CIVIL FUNCTIONS</u>	<u>31,800</u>	<u>473</u>	<u>31,327</u>	<u>319</u>	<u>31,646</u>	<u>N/A</u>
ARMY	31,796	473	31,323	319	31,642	
AIR FORCE	4	0	4	0	4	
<u>TOTAL MILITARY AND CIVIL FUNCTIONS</u>	<u>971,742</u>	<u>6,465</u>	<u>965,277</u>	<u>4,184</u>	<u>969,461</u>	<u>N/A</u>

A/ SCHEDULED WEEKLY HOURS OF PART-TIME PERMANENT EMPLOYEES ARE DIVIDED BY 40 TO DETERMINE A FRACTIONAL COUNT FOR THESE EMPLOYEES.

B/ AS REPORTED OFFICIALLY TO THE OFFICE OF PERSONNEL MANAGEMENT ON LINE 29 OF SF 113-A.

C/ FY 1981 BUDGET PLAN REVISED JULY 17, 1981 (INCLUDES CAPITATION BUDGETING PROGRAM SPACES).

D/ INCLUDES OSD-JCS, AFIS, CHAMPUS, DARPA, DSAA, TRIMIS, USCSA, OFA, and WHS.

N