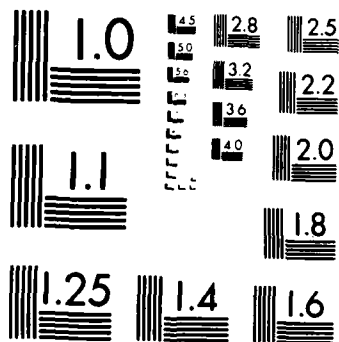


1 OF 2

AD-A151 119



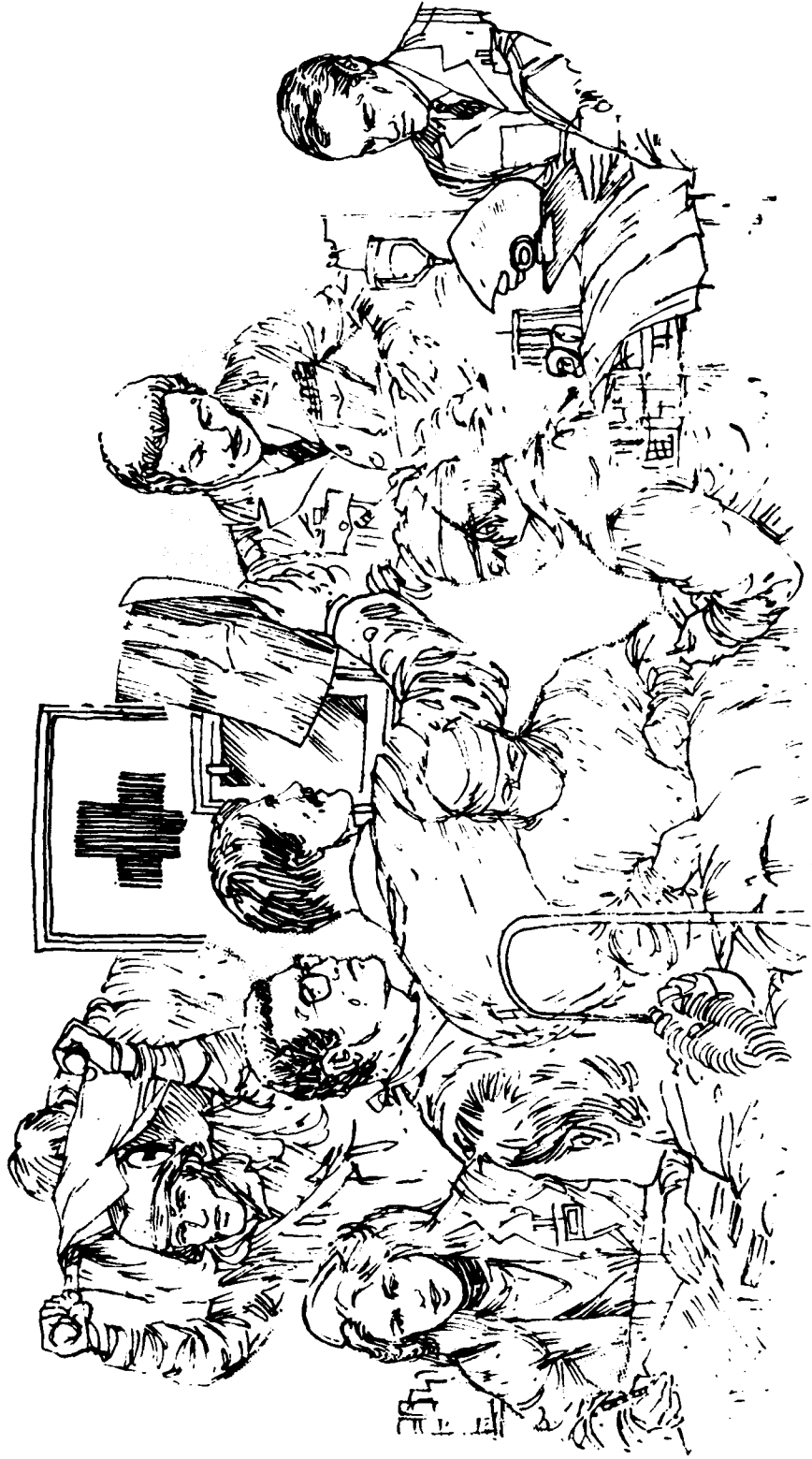
MICROCOPY RESOLUTION TEST CHART
NATIONAL BUREAU OF STANDARDS-1963-A

THIS REPORT IS UNCLASSIFIED AND
ITS DISTRIBUTION IS UNLIMITED

Department of Defense

HEALTH MANPOWER STATISTICS

Fiscal Year 1981



Department of Defense

Health Manpower Statistics

Fiscal Year 1981

Issued Annually by

Department of Defense
Washington Headquarters Services
Directorate for Information
Operations and Reports

September 1982

FOREWORD

Health Manpower Statistics is published annually by the Office of the Secretary of Defense, Washington Headquarters Services, Directorate for Information Operations and Reports (WHS/DIOR), in support of the Office of Health Information Systems, Office of the Assistant Secretary of Defense (Health Affairs). This report provides a consolidated reference document for responding to numerous questions from the Administration, Congress, and others. It provides input for long range personnel planning models for the military departments and DOD personnel managers.

Requests for additional information should be addressed to the WHS/DIOR Special Projects Division, Room 1C535, The Pentagon, Washington, D.C., 20301, or call (202) 695-6815.

The contents of this publication may be reprinted without permission.

T A B L E O F C O N T E N T S

	<u>Page</u>
Introduction	1
Format 1 - Professional Health Manpower Personnel by Discipline and Sex	3
Format 2 - Health Manpower Requirements, Authorizations, and End Strengths	9
Format 3 - Health Manpower Requirements, Authorizations, and End Strengths by Corps Level	25
Format 4 - Years of Service Group Distribution for Selected Health Professions	29
Format 5 - Grade Distribution of Selected Health Manpower Personnel by Discipline	37
Format 6 - Civilian Health Care Personnel Strength	43
Format 7 - Civilian Health Care Personnel (Local Nationals)	47
Format 8 - Gains, Losses, and Authorizations by Discipline	51
Format 9 - Direct Accessions by Discipline by Year	59
Format 10 - Physicians in Administrative and Nonadministrative/Nonpatient Care Billets	65
Format 11 - Physician Requirements, Authorizations, and End Strengths by Duty Specialty	77
Format 12 - Number of AFHPSP Students by Year in School	113
Format 13 - Physician Duty Specialties by Years of Service	117
Format 14 - Grade Distribution of Physicians by Primary Specialty	141
Format 15 - Grade Distribution of Physicians by Duty Specialty	153
Format 16 - Service Sponsored Graduate Medical Education	165

TABLE OF CONTENTS cont.

Format 17 - Service Deferred (Not Sponsored) Graduate Medical Education	197
Format 18 - Active Duty Graduate Medical Education Programs	229
Format 19 - Authorized Specialty End Strengths by Fiscal Year	241
Format 20 - Physician Accessions by Pay Grade at Time of Report	253
Format 21 - Direct Accession Physicians by Pay Grade at Time of Report	257
Format 22 - Foreign Medical Graduate Physicians Currently on Active Duty by Citizenship	259
Format 23 - Dentists in Administrative and Nonadministrative/Nonpatient Care Billets	263
Format 24 - Dentist Requirements, Authorizations, and End Strengths by Duty Specialty	269
Format 25 - Dentists Duty Specialties by Years of Service	277
Format 26 - Grade Distribution of Dentists by Primary Specialty	293
Format 27 - Grade Distribution of Dentists by Duty Specialty	301
Format 28 - Service Sponsored Graduate Dental Education	309
Format 29 - Reserved	317
Format 30 - Currently Identified and Best Estimate of Health Manpower Accessions by Discipline and Year	319
Format 31 - FYGME Continuation and Early Returns to Residency	343
Format 32 - Enlisted Health Personnel	345
Glossary	347

INTRODUCTION

This issue of *Health Manpower Statistics* is the first annual publication containing data on health and medical personnel employed by the military departments within the Department of Defense (DOD). The publication is produced from a health manpower data base designed, established, and maintained by the Manpower Management Information Division (MMID) of the Washington Headquarters Services/Directorate for Information Operations and Reports (WHS/DIOR) in support of the Office of the Assistant Secretary of Defense for Health Affairs, OASD(HA).

Data are submitted annually,¹ as of the end of the fiscal year, by the military departments to the Director, Health Information Systems, OASD(HA), in accordance with DOD Instruction 7730.36. Data submitted by the Army (USA), Navy (USN), and the Air Force (USAF) on each of 32 different formats have been consolidated and are presented in this volume. Data include military personnel (both officer and enlisted) and civilian personnel.

The report includes comparison data for the end of the fiscal year by requirements and authorizations and assignments by corps level and selected specialties. Other formats present recruiting summaries, gains by program source, force strength projections, and extensive displays of rank, years of service, and primary and duty specialties for medical and dental officers. Education summaries show recruiting sources and projections for Armed Forces Health Professions Scholarship Program (AFHPSP) and graduate medical and dental education programs.

¹ Seven formats are required semiannually as of the end of March.

FORMAT 1: PROFESSIONAL HEALTH MANPOWER PERSONNEL BY DISCIPLINE AND SEX

DISCIPLINE	MALE	FEMALE	TOTAL	% FEMALE
PHYSICIAN				
USA	4459	450	4909	9.1
USN	3237	316	3553	8.8
USAF	3328	261	3589	7.2
TOTAL	11024	1027	12051	8.5
DENTIST				
USA	1756	65	1821	3.5
USN	1577	61	1638	3.7
USAF	1445	58	1503	3.8
TOTAL	4778	184	4962	3.7
VETERINARIAN				
USA	360	23	383	6.0
USAF	207	16	223	7.1
TOTAL	567	39	606	6.4
OPTOMETRIST				
USA	198	11	209	5.2
USN	128	10	138	7.2
USAF	155	4	159	2.5
TOTAL	481	25	506	4.9
PODIATRIST				
USA	53	0	53	0.0
USN	17	0	17	0.0
USAF	29	1	30	3.3
TOTAL	99	1	100	0.9

FORMAT 1: PROFESSIONAL HEALTH MANPOWER PERSONNEL BY DISCIPLINE AND SEX

FORMAT 01
PAGE 2
FY01

DISCIPLINE	MALE	FEMALE	TOTAL	% FEMALE
PSYCHOLOGIST				
USA	114	5	119	4.2
USN	137	15	152	9.8
USAF	122	14	136	10.2
TOTAL	373	34	407	8.3
NURSE PRACTITIONER				
USA	28	124	152	81.5
USN	16	83	99	83.8
USAF	32	271	303	89.4
TOTAL	76	478	554	86.2
OTHER NURSES				
USA	1184	2497	3681	67.8
USN	668	1861	2529	73.5
USAF	864	2982	3846	77.5
TOTAL	2716	7340	10056	72.9
PHYSICIAN ASSISTANT				
USA	447	17	464	3.6
USN	283	4	287	1.3
USAF	409	8	417	1.9
TOTAL	1139	29	1168	2.4
ALL OTHER OFFICERS				
USA	4231	702	4933	14.2
USN	1489	125	1614	7.7
USAF	1873	283	2156	13.1
TOTAL	7593	1110	8703	12.7

FORMAT 1: PROFESSIONAL HEALTH MANPOWER PERSONNEL BY DISCIPLINE AND SEX

FORMAT 01
PAGE 3
FY81

DISCIPLINE	MALE	FEMALE	TOTAL	% FEMALE
USA	12830	3894	16724	23.2
USN	7552	2475	10027	24.6
USAF	8464	3898	12362	31.5
TOTAL	28846	10267	39113	26.2

FORMAT 2: HEALTH MANPOWER REQUIREMENTS, AUTHORIZATIONS, AND END STRENGTHS

FORMAT 02
PAGE 1
FY81

DISCIPLINE	SERVICE REQUIREMENT			BUDGET AUTHORIZATION			END STRENGTH		
	TOTAL	USA	USN	TOTAL	USA	USN	TOTAL	USA	USN
AUDIOLOGIST									
USA	72	72	0	62	62	0	66	66	0
USN	0	0	0	0	0	0	0	0	0
USAF	19	19	0	20	20	0	19	19	0
TOTAL	91	91	0	82	82	0	85	85	0
BEHAVIORAL SCIENCE ASSOCIATE									
USA	0	0	0	0	0	0	46	46	0
USN	0	0	0	0	0	0	0	0	0
USAF	0	0	0	0	0	0	0	0	0
TOTAL	0	0	0	0	0	0	46	46	0
BIOCHEMIST									
USA	96	96	0	86	86	0	73	73	0
USN	37	37	0	32	32	0	34	34	0
USAF	26	26	0	23	23	0	22	22	0
TOTAL	159	159	0	141	141	0	129	129	0
BIOENVIRONMENTAL ENGINEER									
USA	0	0	0	0	0	0	0	0	0
USN	0	0	0	0	0	0	0	0	0
USAF	179	179	0	140	140	0	146	146	0
TOTAL	179	179	0	140	140	0	146	146	0
STAFF BIOENVIRONMENTAL ENGINEER									
USA	0	0	0	0	0	0	0	0	0
USN	0	0	0	0	0	0	0	0	0
USAF	78	78	0	66	66	0	81	81	0
TOTAL	78	78	0	66	66	0	81	81	0

FORMAT 2: HEALTH MANPOWER REQUIREMENTS, AUTHORIZATIONS, AND END STRENGTHS

FORMAT 02
PAGE 2
FY81

DISCIPLINE : SERVICE REQUIREMENT : BUDGET AUTHORIZATION : END STRENGTH :
: : : : :
: TOTAL : TOTAL : TOTAL : TOTAL :

STAFF BIOMEDICAL SCIENTIST

USA	0	0	0
USN	0	0	0
USAF	29	24	23
TOTAL	29	24	23

MEDICAL/BIOLOGICAL SCIENTIST

USA	0	0	0
USN	0	0	0
USAF	3	3	5
TOTAL	3	3	5

BIOLOGICAL SPECIALIST, OTHER (AF ONLY)

USAF	0	0	0
------	---	---	---

CLINICAL LAB OFFICER

USA	119	90	86
USN	0	0	0
USAF	149	117	126
TOTAL	268	207	212

DIETITIAN

USA	219	182	187
USN	49	26	28
USAF	57	57	67
TOTAL	325	265	282

FORMAT 5: GRADE DISTRIBUTION OF SELECTED HEALTH MANPOWER PERSONNEL BY DISCIPLINE

FORMAT 05
PAGE 2
FY81

DISCIPLINE	0-9	0-0	0-7	0-6	0-5	0-4	0-3	0-2	0-1	M-4	M-3	M-2	M-1	TOTAL
PSYCHOLOGIST														
USA	0	0	0	2	14	42	60	0	0	0	0	0	0	119
USN	0	0	0	3	20	39	80	10	0	0	0	0	0	152
USAF	0	0	0	1	7	14	107	5	2	0	0	0	0	126
TOTAL	0	0	0	6	41	96	247	15	2	0	0	0	0	407
NURSE PRACTITIONER														
USA	0	0	0	0	3	15	129	1	4	0	0	0	0	152
USN	0	0	0	3	25	49	21	1	0	0	0	0	0	99
USAF	0	0	0	3	47	134	116	3	0	0	0	0	0	303
TOTAL	0	0	0	6	75	198	266	5	4	0	0	0	0	554
OTHER NURSES														
USA	0	0	1	72	293	722	1932	371	290	0	0	0	0	3681
USN	0	0	1	54	148	519	1258	500	49	0	0	0	0	2529
USAF	0	0	1	57	204	404	2046	967	167	0	0	0	0	3846
TOTAL	0	0	3	183	645	1645	5236	1838	506	0	0	0	0	10056
PHYSICIAN ASSISTANT														
USA	0	0	0	0	0	0	0	0	0	0	81	228	155	464
USN	0	0	0	0	0	0	0	0	0	0	66	221	0	287
USAF	0	0	0	0	0	1	243	173	0	0	0	0	0	417
TOTAL	0	0	0	0	0	1	243	173	0	0	147	449	155	1168
ALL OTHER OFFICERS														
USA	0	0	1	211	623	920	1870	715	505	0	0	0	0	4933
USN	0	0	0	41	173	454	621	206	179	0	0	0	0	1614
USAF	0	0	1	92	237	411	1005	209	203	0	0	0	0	2156
TOTAL	0	0	2	344	1033	1795	3494	1130	907	0	0	0	0	8703

FORMAT 5: GRADE DISTRIBUTION OF SELECTED HEALTH MANPOWER PERSONNEL BY DISCIPLINE

FORMAT 05
PAGE 1
FY81

DISCIPLINE	0-9	0-5	0-7	0-6	0-5	0-4	0-3	0-2	0-1	M-4	M-3	M-2	M-1	TOTAL
PHYSICIAN														
USA	1	7	9	563	827	1140	2362	0	0	0	0	0	0	4909
USN	1	8	5	477	544	1031	1487	0	0	0	0	0	0	3553
USAF	1	4	7	416	797	780	1584	0	0	0	0	0	0	3589
TOTAL	3	19	21	1456	2168	2951	5433	0	0	0	0	0	0	12051
DENTIST														
USA	0	1	2	282	339	330	867	0	0	0	0	0	0	1821
USN	0	1	1	345	305	265	721	0	0	0	0	0	0	1638
USAF	0	1	0	275	243	259	725	0	0	0	0	0	0	1503
TOTAL	0	3	3	902	887	854	2313	0	0	0	0	0	0	4962
VETERINARIAN														
USA	0	0	1	35	69	80	198	0	0	0	0	0	0	483
USN	0	0	0	0	0	0	0	0	0	0	0	0	0	0
USAF	0	0	0	20	43	56	104	0	0	0	0	0	0	223
TOTAL	0	0	1	55	112	136	302	0	0	0	0	0	0	606
OPTOMETRIST														
USA	0	0	0	4	29	26	147	2	1	0	0	0	0	209
USN	0	0	0	0	17	21	100	0	0	0	0	0	0	138
USAF	0	0	0	1	11	25	122	0	0	0	0	0	0	159
TOTAL	0	0	0	5	57	72	369	2	1	0	0	0	0	506
PODIATRIST														
USA	0	0	0	0	3	6	43	1	0	0	0	0	0	53
USN	0	0	0	1	1	5	9	1	0	0	0	0	0	17
USAF	0	0	0	0	1	1	28	0	0	0	0	0	0	30
TOTAL	0	0	0	1	5	12	80	2	0	0	0	0	0	100

FORMAT 4: YEAR OF SERVICE GROUP DISTRIBUTION FOR SELECTED HEALTH PROFESSIONS

FORMAT 04
PAGE 2B
FY81

TOTAL ACTIVE FEDERAL SERVICE BY YEAR OF SERVICE GROUPS

DISCIPLINE : 16 : 17 : 18 : 19 : 20 : 21 : 22 : 23 : 24 : 25 : 26 : 27 : 28 : 29 : 30 : 31 : TOTAL :
 : AT LEAST : 16 : 17 : 18 : 19 : 20 : 21 : 22 : 23 : 24 : 25 : 26 : 27 : 28 : 29 : 30 : 31 : TOTAL :
 : BUT LESS THAN : 17 : 18 : 19 : 20 : 21 : 22 : 23 : 24 : 25 : 26 : 27 : 28 : 29 : 30 : 31 : TOTAL :

PSYCHOLOGIST

	16	17	18	19	20	21	22	23	24	25	26	27	28	29	30	31	TOTAL
USA	1	2	2	2	2	1	0	2	0	0	0	0	1	0	0	0	119
USN	4	0	7	5	2	0	0	0	1	3	0	0	0	0	0	0	152
USAF	1	1	1	2	2	1	0	0	1	0	0	0	1	0	0	0	136
TOTAL	6	3	10	9	6	2	0	2	2	3	0	0	2	0	0	0	407

NURSE PRACTITIONER

	16	17	18	19	20	21	22	23	24	25	26	27	28	29	30	31	TOTAL
USA	0	2	1	2	0	0	0	0	0	0	0	0	0	0	0	0	152
USN	5	5	5	5	1	2	3	1	0	0	0	0	0	0	0	0	99
USAF	13	14	14	19	7	7	5	1	1	1	1	0	0	0	0	0	303
TOTAL	18	21	20	26	8	9	8	2	1	1	1	0	0	0	0	0	554

OTHER NURSES

	16	17	18	19	20	21	22	23	24	25	26	27	28	29	30	31	TOTAL
USA	91	80	65	47	39	17	26	14	5	6	8	5	3	2	1	1	3681
USN	45	38	46	39	33	17	14	14	8	4	2	1	0	1	1	1	2529
USAF	47	53	64	99	49	25	12	9	13	12	2	2	1	4	0	0	3846
TOTAL	183	171	175	185	111	59	52	37	26	22	12	8	4	7	2	2	10056

PHYSICIAN ASSISTANT

	16	17	18	19	20	21	22	23	24	25	26	27	28	29	30	31	TOTAL
USA	21	16	17	33	12	16	8	2	5	4	4	2	0	0	0	0	464
USN	24	13	11	7	18	11	4	5	3	1	0	0	0	0	0	0	287
USAF	10	18	25	20	29	16	22	17	7	5	4	7	0	2	3	3	417
TOTAL	55	47	53	60	59	43	34	24	15	10	8	9	0	2	3	3	1168

FORMAT 4: YEAR OF SERVICE GROUP DISTRIBUTION FOR SELECTED HEALTH PROFESSIONS

FORMAT 04
PAGE 2A
FY81

TOTAL ACTIVE FEDERAL SERVICE BY YEAR OF SERVICE GROUPS

DISCIPLINE : AT LEAST : 1 : 2 : 3 : 4 : 5 : 6 : 7 : 8 : 9 : 10 : 11 : 12 : 13 : 14 : 15 : 16 : BUT LESS THAN : 1 : 2 : 3 : 4 : 5 : 6 : 7 : 8 : 9 : 10 : 11 : 12 : 13 : 14 : 15 : 16 :

PSYCHOLOGIST

USA	0	16	8	7	7	6	3	3	7	6	8	11	9	5	5
USN	11	4	13	15	9	9	10	8	9	10	5	4	5	6	5
USAF	7	12	18	10	9	6	10	8	13	6	6	7	4	6	3
TOTAL	18	32	39	32	25	21	23	19	29	22	19	22	17	17	10

NURSE PRACTITIONER

USA	0	0	0	4	15	19	18	17	16	10	8	16	9	8	4
USN	3	0	0	0	3	2	3	2	6	9	4	9	5	12	8
USAF	2	4	0	2	12	6	7	16	12	20	18	26	26	22	22
TOTAL	5	4	0	6	30	27	28	35	34	39	30	51	40	42	34

OTHER NURSES

USA	0	782	356	322	177	175	184	194	167	140	189	109	97	104	134	142
USN	201	199	280	177	210	126	88	130	117	165	125	145	109	75	59	70
USAF	271	535	439	412	298	260	189	194	124	164	142	104	81	84	63	94
TOTAL	472	1516	1075	911	685	561	461	518	408	469	456	358	287	263	256	306

PHYSICIAN ASSISTANT

USA	0	157	2	5	5	10	8	2	7	14	13	23	16	22	21	19
USN	18	5	2	2	2	2	5	1	0	6	11	16	35	45	16	24
USAF	4	3	2	2	4	6	7	9	14	17	24	33	36	26	21	24
TOTAL	22	165	6	9	11	18	20	12	21	37	48	72	87	93	58	67

FORMAT 4: YEAR OF SERVICE GROUP DISTRIBUTION FOR SELECTED HEALTH PROFESSIONS

FORMAT 04
PAGE 1B
FY81

DISCIPLINE	TOTAL ACTIVE FEDERAL SERVICE BY YEAR OF SERVICE GROUPS																																
	16	17	18	19	20	21	22	23	24	25	26	27	28	29	30	TOTAL	16	17	18	19	20	21	22	23	24	25	26	27	28	29	30	TOTAL	
PHYSICIAN																	66	53	51	47	49	35	17	18	12	3	5	5	3	4	13	4908	
USA																	42	42	36	37	38	24	26	32	26	10	11	9	3	2	25	3559	
USN																	32	39	42	36	34	22	16	9	9	7	6	3	0	0	10	3589	
USAF																	140	134	129	120	121	81	59	59	47	22	23	20	9	6	48	12056	
TOTAL																																	
DENTIST																	23	31	37	43	42	38	28	19	27	11	16	11	7	4	3	1821	
USA																	29	41	43	50	41	37	28	23	17	28	15	13	5	8	23	1638	
USN																	15	34	39	46	33	25	18	23	13	14	5	6	4	3	1	1503	
USAF																	67	106	119	139	116	100	74	65	57	53	36	30	16	15	27	4962	
TOTAL																																	
VETERINARIAN																	11	12	12	13	13	5	6	5	2	1	0	1	0	0	2	383	
USA																	0	0	0	0	0	0	0	0	0	0	0	0	0	0	0	0	
USN																	5	5	5	17	3	5	4	3	3	4	1	0	0	0	0	223	
USAF																	16	17	17	30	16	10	10	8	5	5	1	1	0	0	2	606	
TOTAL																																	
OPTOMETRIST																	2	3	4	1	5	4	3	3	3	2	0	1	0	0	0	209	
USA																	1	1	0	2	2	0	1	0	0	0	0	1	0	0	0	138	
USN																	5	3	4	0	0	0	1	0	0	0	1	2	0	1	0	159	
USAF																	8	7	8	3	7	4	5	3	3	2	1	4	0	1	0	506	
TOTAL																																	
PODIATRIST																	0	0	0	1	0	2	0	0	0	0	0	0	0	0	0	53	
USA																	0	0	0	0	0	0	0	0	0	0	0	0	0	1	0	17	
USN																	0	0	0	0	1	0	0	0	0	0	0	0	0	0	0	30	
USAF																	0	0	0	1	1	2	0	0	0	0	0	0	0	0	0	100	
TOTAL																																	

FORMAT 4: YEAR OF SERVICE GROUP DISTRIBUTION FOR SELECTED HEALTH PROFESSIONS

FORMAT 04
PAGE 1A
FY81

DISCIPLINE	TOTAL ACTIVE FEDERAL SERVICE BY YEAR OF SERVICE GROUPS															
	AT LEAST BUT LESS THAN	1	2	3	4	5	6	7	8	9	10	11	12	13	14	15
PHYSICIAN																
USA	0	766	737	598	516	362	329	218	188	152	164	118	107	119	89	64
USN	374	357	379	320	345	275	220	127	98	166	149	112	84	75	55	60
USAF	477	433	374	309	278	265	189	148	153	154	126	101	105	88	66	49
TOTAL	851	1556	1490	1227	1139	902	738	493	439	472	439	331	296	282	210	173
DENTIST																
USA	0	265	140	186	235	82	109	71	68	64	60	59	45	33	32	32
USN	154	121	166	93	81	58	86	69	47	77	73	51	54	46	34	27
USAF	75	172	190	134	90	99	80	58	57	54	49	49	47	24	21	25
TOTAL	229	558	496	413	406	239	275	198	172	195	182	159	146	103	87	84
VETERINARIAN																
USA	0	105	33	10	22	12	10	11	5	12	11	16	13	12	11	17
USN	0	0	0	0	0	0	0	0	0	0	0	0	0	0	0	0
USAF	11	7	10	15	7	6	11	10	11	17	11	9	15	13	7	8
TOTAL	11	112	43	25	29	18	21	21	16	29	22	25	28	25	18	25
OPTOMETRIST																
USA	0	68	15	15	16	7	8	12	5	8	3	3	1	6	5	6
USN	30	17	25	7	6	3	9	1	4	7	3	6	5	2	5	0
USAF	23	18	12	8	9	7	11	7	5	7	10	7	7	3	1	7
TOTAL	53	103	52	30	31	17	28	20	14	22	16	16	13	11	11	13
PODIATRIST																
USA	0	17	7	10	3	3	4	2	0	0	0	1	1	1	1	0
USN	3	0	1	1	1	1	1	1	3	0	0	0	0	2	1	1
USAF	3	6	1	1	2	2	5	4	2	0	1	1	1	0	0	0
TOTAL	6	23	9	12	6	6	10	7	5	0	1	2	2	3	2	1

FORMAT 3: HEALTH MANPOWER REQUIREMENTS, AUTHORIZATIONS, AND END STRENGTHS BY CORPS LEVEL

FORMAT 03
PAGE 2
FY81

CORPS	SERVICE REQUIREMENT			BUDGET AUTHORIZATION			END STRENGTH		
	DUTY FORCE	TRNG	TOTAL	DUTY FORCE	TRNG	TOTAL	DUTY FORCE	TRNG	TOTAL
MEDICAL SERVICE									
USA	5065	0	5065	4166	716	4882	4111	723	4834
USN	2060	89	2149	1863	80	1943	1848	73	1921
USAF	1134	60	1194	1013	51	1064	1029	24	1053
TOTAL	8259	149	8408	7042	847	7889	6988	820	7808
BIOMEDICAL SCIENCES (AF)									
USAF	1979	128	2107	1975	124	2099	2000	68	2068
MEDICAL SPECIALIST (ARMY)									
USA	492	0	492	379	71	450	398	82	480

FORMAT 3: HEALTH MANPOWER REQUIREMENTS, AUTHORIZATIONS, AND END STRENGTHS BY CORPS LEVEL

FORMAT 03
PAGE 1
FY81

CORPS	SERVICE REQUIREMENT			BUDGET AUTHORIZATION			END STRENGTH		
	DUTY FORCE	TRNG	TOTAL	DUTY FORCE	TRNG	TOTAL	DUTY FORCE	TRNG	TOTAL
MEDICAL									
USA	6220	0	6220	2804	1750	4554	3147	1762	4909
USN	2924	1172	4096	2526	1072	3598	2460	1093	3553
USAF	3680	1095	4775	2753	849	3602	2773	816	3589
TOTAL	12824	2267	15091	8083	3671	11754	8380	3671	12051
DENTAL									
USA	2413	0	2413	1649	174	1823	1654	167	1821
USN	1617	113	1730	1523	112	1635	1535	103	1638
USAF	1475	149	1624	1351	156	1507	1340	163	1503
TOTAL	5505	262	5767	4523	442	4965	4529	433	4962
NURSE									
USA	6242	0	6242	3432	427	3859	3254	579	3833
USN	3071	134	3205	2538	121	2659	2526	102	2628
USAF	6059	340	6399	3922	219	4141	4069	80	4149
TOTAL	15372	474	15846	9892	767	10659	9849	761	10610
VETERINARY									
USA	394	0	394	355	21	376	342	41	383
USN	0	0	0	0	0	0	0	0	0
USAF	214	0	214	214	0	214	214	9	223
TOTAL	608	0	608	569	21	590	556	50	606

FORMAT 2: HEALTH MANPOWER REQUIREMENTS, AUTHORIZATIONS, AND END STRENGTHS

FORMAT 02
PAGE: 8
FY01

DISCIPLINE	SERVICE REQUIREMENT	BUDGET AUTHORIZATION	END STRENGTH
TOTAL	TOTAL	TOTAL	TOTAL
STAFF VETERINARIAN			
USA	0	0	0
USN	0	0	0
USAF	0	214	35
TOTAL	0	214	35
VETERINARIAN			
USA	394	376	383
USN	0	0	0
USAF	0	0	58
TOTAL	394	376	441
VETERINARY CLINICAL SPECIALIST			
USA	0	0	0
USN	0	0	0
USAF	0	0	52
TOTAL	0	0	52
VETERINARY HEALTH SPECIALIST			
USA	0	0	0
USN	0	0	0
USAF	0	0	57
TOTAL	0	0	57
VETERINARY SCIENTIST			
USA	0	0	0
USN	0	0	0
USAF	0	0	17
TOTAL	0	0	17

FORMAT 2: HEALTH MANPOWER REQUIREMENTS, AUTHORIZATIONS, AND END STRENGTHS

FORMAT 02
PAGE 7
FY81

DISCIPLINE : SERVICE REQUIREMENT : BUDGET AUTHORIZATION : END STRENGTH :
: : : : :
: TOTAL : TOTAL : TOTAL : TOTAL :
: : : : :

RADIATION HEALTH OFFICER

USA	0	0	0	0
USN	37	37	42	42
USAF	0	0	0	0
TOTAL	37	37	42	42

RADIATION SPECIALIST

USA	0	0	0	0
USN	28	28	29	29
USAF	0	0	0	0
TOTAL	28	28	29	29

SANITARY ENGINEER

USA	123	122	90	90
USN	0	0	0	0
USAF	18	17	13	13
TOTAL	141	139	103	103

SOCIAL WORK OFFICER

USA	276	247	260	260
USN	13	13	12	12
USAF	193	175	173	173
TOTAL	482	435	445	445

SPEECH SPECIALIST

USA	0	0	0	0
USN	0	0	0	0
USAF	2	2	3	3
TOTAL	2	2	3	3

21

FORMAT 2: HEALTH MANPOWER REQUIREMENTS, AUTHORIZATIONS, AND END STRENGTHS

FORMAT 02
PAGE 6
FY81

DISCIPLINE : SERVICE REQUIREMENT : BUDGET AUTHORIZATION : END STRENGTH :
: : : : :
: : : : :
: : : : :

PHARMACOLOGIST

USA	0	0	0
USN	1	1	0
USAF	0	0	0
TOTAL	1	1	0

PHYSICIAN ASSISTANT

USA	400	400	464
USN	309	287	293
USAF	666	456	417
TOTAL	1375	1143	1174

PHYSIOLOGIST

USA	26	26	21
USN	55	55	68
USAF	65	60	61
TOTAL	156	151	150

PODIATRIST

USA	50	46	53
USN	25	15	17
USAF	32	31	30
TOTAL	107	92	100

PSYCHOLOGIST

USA	167	149	165
USN	148	125	152
USAF	114	107	122
TOTAL	429	381	439

19

FORMAT 2: HEALTH MANPOWER REQUIREMENTS, AUTHORIZATIONS, AND END STRENGTHS

FORMAT 02
PAGE 5
FY81

DISCIPLINE	SERVICE REQUIREMENT		BUDGET AUTHORIZATION		END STRENGTH	
	TOTAL		TOTAL		TOTAL	
OPTOMETRIST						
USA	242		240		209	
USN	145		131		138	
USAF	185		152		158	
TOTAL	572		523		505	
OCCUPATIONAL THERAPIST						
USA	85		84		88	
USN	15		15		14	
USAF	29		28		32	
TOTAL	129		127		134	
PHYSICAL THERAPIST						
USA	200		184		205	
USN	64		47		50	
USAF	116		100		96	
TOTAL	380		331		351	
PARASITOLOGIST						
USA	19		17		17	
USN	0		0		0	
USAF	0		0		0	
TOTAL	19		17		17	
PHARMACIST						
USA	307		222		216	
USN	139		118		125	
USAF	142		132		136	
TOTAL	588		472		477	
						17

FORMAT 2: HEALTH MANPOWER REQUIREMENTS, AUTHORIZATIONS, AND END STRENGTHS

FORMAT 02
PAGE 4
FY81

DISCIPLINE	USA	USN	USAF	TOTAL	SERVICE REQUIREMENT	BUDGET AUTHORIZATION	END STRENGTH
					TOTAL	TOTAL	TOTAL
INDUSTRIAL HYGIENE OFFICE							
USA	0				0		0
USN	37				37		47
USAF	15				13		11
TOTAL	52				50		58
MEDICAL RESEARCH DIRECTOR							
USA	0				0		0
USN	0				0		0
USAF	0				0		0
TOTAL	0				0		0
MEDICAL TECHNOLOGIST							
USA	0				0		0
USN	76				73		74
USAF	0				0		0
TOTAL	76				73		74
MICROBIOLOGIST							
USA	60				56		56
USN	51				45		49
USAF	10				10		14
TOTAL	121				111		119
NUCLEAR MEDICAL SCIENCE OFFICER							
USA	69				67		45
USN	0				0		0
USAF	0				0		0
TOTAL	69				67		45

FORMAT 2: HEALTH MANPOWER REQUIREMENTS, AUTHORIZATIONS, AND END STRENGTHS

FORMAT 02
PAGE 3
FY01

DISCIPLINE : SERVICE REQUIREMENT : BUDGET AUTHORIZATION : END STRENGTH
: : : : :
: TOTAL : TOTAL : TOTAL : TOTAL

ENTOMOLOGIST

USA	103	71	79
USN	23	23	24
USAF	9	9	12
TOTAL	135	103	115

ENVIRONMENTAL SCIENCE OFFICER

USA	125	122	129
USN	0	74	82
USAF	0	0	0
TOTAL	125	196	211

HEALTH ADMINISTRATOR

USA	414	410	119
USN	933	869	863
USAF	1147	1013	1029
TOTAL	2494	2292	2011

HEALTH PHYSICIST

USA	0	0	0
USN	0	0	0
USAF	22	18	20
TOTAL	22	18	20

IMMUNOLOGIST

USA	34	25	28
USN	0	0	0
USAF	0	0	0
TOTAL	34	25	28

FORMAT 5: GRADE DISTRIBUTION OF SELECTED HEALTH MANPOWER PERSONNEL BY DISCIPLINE

FORMAT 05
PAGE 3
FY81

DISCIPLINE	0-9	0-8	0-7	0-6	0-5	0-4	0-3	0-2	0-1	M-4	M-3	M-2	M-1	TOTAL
USA	1	8	14	1169	2200	3290	7608	1090	800	0	81	228	155	16724
USN	1	9	7	924	1233	2383	4297	718	168	0	66	221	0	10027
USAF	1	5	9	865	1590	2085	6078	1357	372	0	0	0	0	12362
TOTAL	3	22	30	2958	5023	7758	17983	3165	1420	0	147	449	155	39113

FORMAT 6: CIVILIAN HEALTH CARE PERSONNEL STRENGTH

FORMAT 06
PAGE 1
FY81

DISCIPLINE	NUMBER OF PERSONNEL					
	FULL TIME : NO.	FTE :	NO.	FTE :	NO.	FTE :
PHYSICIAN						
USA	556	54.59	96	54.59	652	610.59
USN	112	5.50	11	5.50	123	117.50
USAF	163	21.40	107	21.40	270	184.40
TOTAL	831	81.50	214	81.50	1045	912.50
DENTIST						
USA	41	0.50	1	0.50	42	41.50
USN	0	0.00	0	0.00	0	0.00
USAF	2	2.59	13	2.59	15	4.59
TOTAL	43	3.09	14	3.09	57	46.09
VETERINARIAN						
USA	4	0.00	0	0.00	4	4.00
USN	0	0.00	0	0.00	0	0.00
USAF	4	4.20	1	4.20	5	4.20
TOTAL	8	4.20	1	4.20	9	8.20
OPTOMETRIST						
USA	12	3.00	7	3.00	19	15.00
USN	10	0.00	0	0.00	10	10.00
USAF	9	0.00	0	0.00	9	9.00
TOTAL	31	3.00	7	3.00	38	34.00
PODIATRIST						
USA	4	0.00	0	0.00	4	4.00
USN	0	0.00	0	0.00	0	0.00
USAF	0	0.20	1	0.20	1	0.20
TOTAL	4	0.20	1	0.20	5	4.20

FORMAT 6: CIVILIAN HEALTH CARE PERSONNEL STRENGTH

FORMAT 06
PAGE 2
FY81

DISCIPLINE	NUMBER OF PERSONNEL				TOTAL
	FULL TIME : NO.	FTE : NO.	PART TIME : NO.	FTE : NO.	
PSYCHOLOGIST					
USA	57	0	0.00	57	57.00
USN	17	0	0.00	17	17.00
USAF	1	0	0.00	1	1.00
TOTAL	75	0	0.00	75	75.00
NURSE PRACTITIONER					
USA	116	8	5.00	124	121.00
USN	0	0	0.00	0	0.00
USAF	5	1	0.79	6	5.79
TOTAL	121	9	5.59	130	126.59
OTHER NURSES					
USA	2055	90	68.00	2145	2123.00
USN	906	22	11.00	928	917.00
USAF	697	12	5.09	709	702.09
TOTAL	3658	124	84.09	3782	3742.09
PHYSICIAN ASSISTANT					
USA	3	0	0.00	3	3.00
USN	20	0	0.00	20	20.00
USAF	5	0	0.00	5	5.00
TOTAL	28	0	0.00	28	28.00

FORMAT 7: CIVILIAN HEALTH CARE PERSONNEL (LOCAL NATIONALS)

FORMAT 07
PAGE 1
FY01

DISCIPLINE	NUMBER OF PERSONNEL				
	FULL TIME	NO.	FTE	NO.	FTE
PHYSICIAN					
USA	173	10	4.00	183	177.00
USN	0	0	0.00	0	0.00
USAF	16	8	3.00	24	19.00
TOTAL	189	18	7.00	207	196.00
DENTIST					
USA	45	0	0.00	45	45.00
USN	0	0	0.00	0	0.00
USAF	2	1	0.40	3	2.40
TOTAL	47	1	0.40	48	47.40
VETERINARIAN					
USA	5	0	0.00	5	5.00
USN	0	0	0.00	0	0.00
USAF	2	0	0.00	2	2.00
TOTAL	7	0	0.00	7	7.00
OPTOMETRIST					
USA	0	0	0.00	0	0.00
USN	0	0	0.00	0	0.00
USAF	0	0	0.00	0	0.00
TOTAL	0	0	0.00	0	0.00
PODIATRIST					
USA	0	0	0.00	0	0.00
USN	0	0	0.00	0	0.00
USAF	0	0	0.00	0	0.00
TOTAL	0	0	0.00	0	0.00

FORMAT 7: CIVILIAN HEALTH CARE PERSONNEL (LOCAL NATIONALS)

FORMAT 07
PAGE 2
FY81

DISCIPLINE	NUMBER OF PERSONNEL			
	FULL TIME	NO.	FTE	TOTAL
PSYCHOLOGIST				
USA	1	0	0.00	1
USN	0	0	0.00	0
USAF	0	0	0.00	0
TOTAL	1	0	0.00	1
NURSE PRACTITIONER				
USA	0	0	0.00	0
USN	0	0	0.00	0
USAF	0	0	0.00	0
TOTAL	0	0	0.00	0
OTHER NURSES				
USA	124	0	0.00	124
USN	0	0	0.00	0
USAF	40	1	0.50	41
TOTAL	164	1	0.50	165
PHYSICIAN ASSISTANT				
USA	0	0	0.00	0
USN	0	0	0.00	0
USAF	0	0	0.00	0
TOTAL	0	0	0.00	0

FORMAT B: GAINS, LOSSES, AND AUTHORIZATIONS BY DISCIPLINE

FORMAT 08
PAGE 1A
FY81

DISCIPLINE	CURRENT FY				FY + 1				FY + 2			
	BEGIN : STRENGTH	TOTAL : GAIN	FYDP : AUTHORIZ.	BEGIN : STRENGTH	TOTAL : GAIN	FYDP : AUTHORIZ.	BEGIN : STRENGTH	TOTAL : GAIN	FYDP : AUTHORIZ.	BEGIN : STRENGTH	TOTAL : GAIN	FYDP : AUTHORIZ.
PHYSICIAN												
USA	4624	674	389	4554	4909	517	521	4905	4905	535	386	5054
USN	3597	429	473	3624	3553	538	498	3606	3593	760	512	3852
USAF	3441	581	433	3602	3589	548	445	3692	3692	424	400	3716
TOTAL	11662	1684	1295	11780	12051	1603	1464	12203	12190	1719	1298	12622
DENTIST												
USA	1834	194	207	1823	1821	307	313	1815	1815	230	256	1789
USN	1638	267	267	1635	1658	256	209	1685	1685	190	165	1710
USAF	1579	97	173	1507	1503	217	130	1590	1590	163	165	1588
TOTAL	5051	558	647	4765	4762	780	652	5090	5090	583	586	5087
VETERINARIAN												
USA	371	61	49	380	383	61	48	396	396	21	49	368
USN	0	0	0	0	0	0	0	0	0	0	0	0
USAF	255	13	49	214	219	4	34	195	189	2	20	171
TOTAL	626	74	98	594	602	65	82	591	585	23	69	539
OPTOMETRIST												
USA	181	54	26	240	209	57	32	240	234	56	38	240
USN	134	23	19	131	138	25	20	135	143	25	22	126
USAF	153	28	22	152	159	35	9	185	185	30	21	185
TOTAL	468	105	67	523	506	117	61	560	562	111	81	561
PODIATRIST												
USA	54	10	11	46	53	2	6	46	49	4	5	46
USN	17	3	3	15	17	5	2	19	20	2	2	19
USAF	32	2	4	31	30	5	3	32	32	3	3	32
TOTAL	103	15	18	92	100	12	11	97	101	9	10	97

FORMAT 8: GAINS, LOSSES, AND AUTHORIZATIONS BY DISCIPLINE

FORMAT 08
PAGE 18
FY81

DISCIPLINE	FY + 3			FY + 4			FY + 5			
	BEGIN : STRENGTH:	TOTAL : LOSS :	FYDP : AUTHORIZ.:	BEGIN : STRENGTH:	TOTAL : LOSS :	FYDP : AUTHORIZ.:	BEGIN : STRENGTH:	TOTAL : LOSS :	FYDP : AUTHORIZ.:	
PHYSICIAN										
USA	5054	527	308	5273	518	518	5273	554	463	5364
USN	3841	549	521	3878	689	560	4003	669	578	4078
USAF	3716	620	474	3862	554	452	3964	651	452	4163
TOTAL	12611	1696	1303	13004	1761	1530	13240	1874	1493	13605
DENTIST										
USA	1789	259	306	1742	260	260	1742	262	262	1742
USN	1710	218	213	1715	277	267	1725	221	216	1730
USAF	1588	148	139	1597	203	188	1612	155	152	1615
TOTAL	5087	625	658	5054	740	715	5079	638	630	5087
VETERINARIAN										
USA	368	30	43	355	43	45	353	45	45	353
USN	0	0	0	0	0	0	0	0	0	0
USAF	171	0	25	130	146	0	85	126	0	26
TOTAL	539	30	68	485	501	43	438	479	45	71
OPTOMETRIST										
USA	252	40	44	240	248	15	240	217	15	46
USN	146	25	24	136	147	25	136	147	26	136
USAF	194	21	30	185	185	30	185	185	30	185
TOTAL	592	86	98	561	580	70	561	549	71	561
PODIATRIST										
USA	48	4	5	46	47	4	48	48	4	48
USN	20	2	2	19	20	3	19	20	2	19
USAF	32	4	4	32	32	4	32	32	4	32
TOTAL	100	10	11	97	99	11	99	100	10	99

FORMAL 8: GAINS, LOSSES, AND AUTHORIZATIONS BY DISCIPLINE

FORMAL 08
PAGE 2A
FY81

DISCIPLINE	CURRENT FY		FY + 1		FY + 2	
	BEGIN	END	BEGIN	END	BEGIN	END
PSYCHOLOGIST						
USA	110	27	149	119	127	149
USN	151	12	125	152	157	143
USAF	147	12	107	136	144	114
TOTAL	416	51	381	407	428	406
NURSE PRACTITIONER						
USA	274	0	165	152	165	165
USN	89	13	89	99	90	90
USAF	297	3	299	303	299	299
TOTAL	660	16	553	554	554	554
OTHER NURSES						
USA	3620	467	3694	3681	3726	3726
USN	2579	218	2570	2529	2590	2810
USAF	3802	454	3842	3846	4150	4186
TOTAL	10001	1139	10106	10056	10466	10722
PHYSICIAN ASSISTANT						
USA	351	167	54	464	509	525
USN	262	40	15	287	306	305
USAF	401	26	10	417	430	456
TOTAL	1014	233	79	1168	1245	1286

FORMAT 8: GAINS, LOSSES, AND AUTHORIZATIONS BY DISCIPLINE

FORMAT 08
PAGE 28
FY81

DISCIPLINE	FY 81		FY 82		FY 83		FY 84		FY 85			
	BEGIN : STRENGTH	TOTAL : GAIN	FYDP : AUTHORIZ.	BEGIN : STRENGTH	TOTAL : GAIN	FYDP : AUTHORIZ.	BEGIN : STRENGTH	TOTAL : GAIN	FYDP : AUTHORIZ.	BEGIN : STRENGTH	TOTAL : GAIN	FYDP : AUTHORIZ.
PSYCHOLOGIST												
USA	139	28	20	149	147	24	21	151	150	24	22	153
USN	157	12	12	148	157	14	14	149	157	8	8	149
USAF	138	8	21	114	125	10	16	114	119	15	16	114
TOTAL	434	48	53	411	429	48	51	414	426	47	46	416
NURSE PRACTITIONER												
USA	165	0	0	165	165	0	0	165	165	0	0	165
USN	90	5	5	90	90	2	2	90	90	3	3	90
USAF	299	7	7	299	299	6	6	299	299	9	9	299
TOTAL	554	12	12	554	554	8	8	554	554	12	12	554
OTHER NURSES												
USA	3726	510	465	3771	3771	495	450	3816	3816	492	447	3861
USN	2810	323	258	2875	2875	343	198	3020	3020	293	198	3115
USAF	4186	518	449	4255	4255	620	356	4519	4519	489	383	4625
TOTAL	10722	1351	1172	10901	10901	1458	1004	11355	11355	1274	1028	11601
PHYSICIAN ASSISTANT												
USA	555	65	75	525	545	65	78	525	532	65	67	525
USN	308	15	15	305	308	15	15	305	308	15	15	305
USAF	456	23	23	456	456	192	15	633	633	51	18	666
TOTAL	1319	103	113	1286	1309	272	108	1463	1473	131	100	1496

CURRENT FISCAL YEAR

DISCIPLINE : GOAL : NO. OF APPLICANTS : NO. OF SELECTEES : NO. ENTERED : NO. ACTIVE DUTY : NO. DECLINED :

PHYSICIAN

USA	250	346	275	259	16
USN	75	279	172	111	61
USAF	138	243	235	125	71
TOTAL	463	868	682	495	148

DELIST

USA	270	321	224	144	80
USN	151	268	219	179	51
USAF	73	350	106	76	42
TOTAL	494	939	549	399	175

VETERINARIAN

USA	60	40	37	27	10
USN	0	0	0	0	0
USAF	0	0	0	0	0
TOTAL	60	40	37	27	10

OPTOMETRIST

USA	10	34	12	12	0
USN	1	12	3	1	2
USAF	0	9	1	1	0
TOTAL	11	55	16	14	2

PODIATRIST

USA	9	29	10	10	0
USN	3	6	3	3	0
USAF	2	4	3	1	0
TOTAL	14	39	16	14	0

FORMAT 9: DIRECT ACCESSIONS BY DISCIPLINE BY YEAR

FORMAT 09
PAGE 2
FY81

DISCIPLINE	CURRENT FISCAL YEAR					
	GOAL	NO. OF APPLICANTS	NO. OF SELECTEES	NO. ENTERED ACTIVE DUTY	NO. DECLINED	
PSYCHOLOGIST						
USA	6	47	7	7	0	
USN	5	21	4	3	1	
USAF	0	1	0	0	0	
TOTAL	11	69	11	10	1	
NURSE PRACTITIONER						
USA	0	0	0	0	0	
USN	0	2	2	2	0	
USAF	3	5	3	3	0	
TOTAL	3	7	5	5	0	
OTHER NURSES						
USA	410	656	614	419	138	
USN	198	355	283	196	87	
USAF	403	793	403	403	86	
TOTAL	1011	1804	1300	1018	311	
PHYSICIAN ASSISTANT						
USA	20	22	22	20	2	
USN	2	2	2	2	0	
USAF	0	0	0	0	0	
TOTAL	22	24	24	22	2	

AFHSP RECRUITMENT

FORMAT 09
PAGE 3
FY81

DISCIPLINE	GOAL	NO. OF APPLICANTS	NO. OF SELECTEES		NO. ENTERED ACTIVE DUTY	NO. DECLINED
			F	A		
PHYSICIAN (AFHSP)						
USN	582	1218	582	130	502	162
USN	487	1340	634	294	487	167
USAF	444	1272	549	495	449	100
TOTAL	1513	3831	1765	919	1438	429

FORMAT 10: PHYSICIANS IN ADMINISTRATIVE AND NONADMINISTRATIVE/NONPATIENT CARE BILLETS

FORMAT 10
PAGE 1
FY81

MEDICAL SPECIALTY	NUMBER OF PHYSICIANS				TOTAL
	ADMINISTRATIVE	NONADMINISTRATIVE NONPATIENT CARE	ADMINISTRATIVE	NONADMINISTRATIVE NONPATIENT CARE	
GENERAL MEDICAL OFFICER					
USA	3	9			12
USN	1	8			9
USAF	0	0			0
TOTAL	4	17			21
AVIATION MEDICINE					
USA	8	5			13
USN	0	4			4
USAF	77	62			140
TOTAL	85	72			157
MEDICAL RESEARCH					
USA	0	0			0
USN	3	13			16
USAF	0	0			0
TOTAL	3	13			16
EXECUTIVE MEDICINE					
USA	0	0			0
USN	0	0			0
USAF	12	0			12
TOTAL	12	0			12
ANESTHESIOLOGY					
USA	0	0			0
USN	3	2			5
USAF	0	1			1
TOTAL	3	3			6

FORMAT 10: PHYSICIANS IN ADMINISTRATIVE AND NONADMINISTRATIVE/NONPATIENT CARE BILLETS

FORMAT 10
PAGE 2
FY01

MEDICAL SPECIALTY	NUMBER OF PHYSICIANS			TOTAL
	ADMINISTRATIVE	NONADMINISTRATIVE	NONPATIENT CARE	
DERMATOLOGY				
USA	1	2		3
USN	1	0		1
USAF	0	0		0
TOTAL	2	2		4
EMERGENCY MEDICINE				
USA	1	0		1
USN	0	0		0
USAF	0	1		1
TOTAL	1	1		2
FAMILY PRACTICE				
USA	2	4		6
USN	5	1		6
USAF	13	10		23
TOTAL	20	15		35
INTERNAL MEDICINE				
USA	6	13		19
USN	14	17		31
USAF	5	11		16
TOTAL	25	41		66
NEUROLOGY				
USA	1	4		5
USN	0	1		1
USAF	0	1		1
TOTAL	1	6		7

FORMAT 11: PHYSICIAN REQUIREMENTS, AUTHORIZATIONS, AND END STRENGTHS BY DUTY SPECIALTY

FORMAT 11
PAGE 10
FY81

MEDICAL SPECIALTY	: SERVICE REQUIRMENT :		: BUDGET AUTHORIZATION :		: END STRENGTH :	
	TOTAL	:	TOTAL	:	DUTY FORCE	TRAINING
						TOTAL
ADOLESCENT MEDICINE						
USA	0		0		0	0
USN	0		0		0	0
USAF	4		4		3	3
TOTAL	4		4		3	3
ALLERGY						
USA	0		0		0	0
USN	2		2		1	2
USAF	6		1		6	6
TOTAL	8		3		7	8
CARDIOLOGY						
USA	0		0		0	0
USN	3		3		0	1
USAF	5		4		5	5
TOTAL	8		7		5	6
ENDOCRINOLOGY						
USA	0		0		0	0
USN	0		0		0	0
USAF	3		3		3	3
TOTAL	3		3		3	3
GASTROENTEROLOGY						
USA	0		0		0	0
USN	0		0		0	0
USAF	1		0		1	1
TOTAL	1		0		1	1

FORMAT II: PHYSICIAN REQUIREMENTS, AUTHORIZATIONS, AND END STRENGTHS BY DUTY SPECIALTY

FORMAT 11
PAGE 9
FY81

MEDICAL SPECIALTY	: SERVICE REQUIREMENT :		: BUDGET AUTHORIZATION :		: END STRENGTH :	
	TOTAL	:	TOTAL	:	DUTY FORCE	TRAINING
						TOTAL
ANATOMICAL/CLINICAL (NAVY)						
USN	66		64	74	28	102
CLINICAL						
USA	0		0	0	0	0
USN	3		3	6	0	6
USAF	0		0	0	0	0
TOTAL	3		3	6	0	6
FORENSIC						
USA	0		0	0	0	0
USN	0		0	0	0	0
USAF	0		0	0	0	0
TOTAL	0		0	0	0	0
NEUROPATHOLOGY						
USA	0		0	0	0	0
USN	0		0	0	0	0
USAF	1		1	1	0	1
TOTAL	1		1	1	0	1
PEDIATRICS						
USA	336		324	236	0	236
USN	169		148	191	35	226
USAF	281		205	212	0	212
TOTAL	786		677	639	35	674

FORMAT 11: PHYSICIAN REQUIREMENTS, AUTHORIZATIONS, AND END STRENGTHS BY DUTY SPECIALTY

MEDICAL SPECIALTY	SERVICE REQUIREMENT :		BUDGET AUTHORIZATION :		END STRENGTH		
	TOTAL	:	TOTAL	:	DUTY FORCL :	TRAINING :	TOTAL
ORTHOPEDIC SURGERY							
USA	341		197		119	0	119
USN	112		81		70	53	123
USAF	159		102		51	0	51
TOTAL	612		300		240	53	293
HAND							
USA	0		0		0	0	0
USN	0		0		0	0	0
USAF	7		2		3	0	3
TOTAL	7		2		3	0	3
OTORHINOLARYNGOLOG							
USA	110		73		41	0	41
USN	69		48		46	38	84
USAF	76		48		32	0	32
TOTAL	255		169		119	38	157
PATHOLOGY							
USA	227		207		157	0	157
USN	0		0		0	0	0
USAF	89		68		72	0	72
TOTAL	316		275		229	0	229
ANATOMICAL							
USA	0		0		0	0	0
USN	3		3		3	0	3
USAF	0		0		0	0	0
TOTAL	3		3		3	0	3

FORMAT 11: PHYSICIAN REQUIREMENTS, AUTHORIZATIONS, AND END STRENGTHS BY DUTY SPECIALTY

FORMAT 11
PAGE 7
FY81

MEDICAL SPECIALTY	: SERVICE REQUIREMENT :		: BUDGET AUTHORIZATION :		: END STRENGTH :	
	TOTAL	:	TOTAL	:	DUTY FORCE	TRAINING
					TOTAL	TOTAL
PERINATAL BIOLOGY						
USA	0		0		0	0
USN	0		0		1	1
USAF	0		0		0	0
TOTAL	0		0		1	1
OPHTHALMOLOGY						
USA	115		91		65	0
USN	48		42		50	31
USAF	65		45		42	0
TOTAL	228		178		157	31
CATARACT SURGERY						
USA	0		0		0	0
USN	1		1		0	0
USAF	0		0		0	0
TOTAL	1		1		0	0
RETINAL SURGERY						
USA	0		0		0	0
USN	2		2		1	0
USAF	0		0		0	0
TOTAL	2		2		1	0
PEDIATRIC						
USA	0		0		0	0
USN	0		0		1	0
USAF	0		0		0	0
TOTAL	0		0		1	0

FORMAT 11: PHYSICIAN REQUIREMENTS, AUTHORIZATIONS, AND END STRENGTHS BY DUTY SPECIALTY

FORMAT 11
PAGE 6
FY81

MEDICAL SPECIALTY	: SERVICE REQUIREMENT :		: BUDGET AUTHORIZATION :		: END STRENGTH :	
	TOTAL	:	TOTAL	:	DUTY FORCE	: TRAINING : TOTAL
OBSTETRICS/GYNECOLOGY						
USA	319	:	272	:	173	0 173
USN	155	:	107	:	53	160
USAF	204	:	146	:	0	148
TOTAL	678	:	525	:	53	481
ENDOCRINOLOGY						
USA	0	:	0	:	0	0 0
USN	0	:	0	:	0	0 0
USAF	4	:	4	:	1	0 1
TOTAL	4	:	4	:	1	0 1
MATERNAL FETAL PHYSIOLOGY						
USA	0	:	0	:	0	0 0
USN	0	:	0	:	3	2 5
USAF	5	:	5	:	2	0 2
TOTAL	5	:	5	:	5	2 7
ONCOLOGY						
USA	0	:	0	:	0	0 0
USN	4	:	3	:	2	2 6
USAF	5	:	5	:	0	0 3
TOTAL	9	:	8	:	2	2 9
PATHOLOGY						
USA	0	:	0	:	0	0 0
USN	0	:	0	:	0	0 0
USAF	3	:	3	:	2	0 2
TOTAL	3	:	3	:	2	0 2

FORMAT 11: PHYSICIAN REQUIREMENTS, AUTHORIZATIONS, AND END STRENGTHS BY DUTY SPECIALTY

FORMAT 11
PAGE 5
FY81

: SERVICE REQUIREMENT : BUDGET AUTHORIZATION : END STRENGTH :
: : : : :
: TOTAL : TOTAL : DUTY FORCE : TRAINING : TOTAL :
: : : : :

MEDICAL SPECIALTY

RHEUMATOLOGY

USA	19	12	12	0	12
USN	2	2	4	2	6
USAF	7	5	2	0	2
TOTAL	28	19	18	2	20

TROPICAL

USA	0	0	0	0	0
USN	1	1	3	0	3
USAF	0	0	0	0	0
TOTAL	1	1	3	0	3

MEDICAL RESEARCH

USA	0	0	0	0	0
USN	61	61	35	0	35
USAF	0	0	2	0	2
TOTAL	61	61	37	0	37

NEUROLOGY

USA	82	64	49	0	49
USN	32	26	22	7	29
USAF	40	25	28	0	28
TOTAL	154	115	99	7	106

NUCLEAR MEDICINE

USA	33	29	25	0	25
USN	6	6	6	4	10
USAF	11	9	9	0	9
TOTAL	50	44	40	4	44

FORMAT 11: PHYSICIAN REQUIREMENTS, AUTHORIZATIONS, AND END STRENGTHS BY DUTY SPECIALTY

FORMAT 11
PAGE 4
FY81

MEDICAL SPECIALTY	SERVICE REQUIREMENT :			BUDGET AUTHORIZATION :			END STRENGTH :				
	TOTAL	:	TOTAL	:	TOTAL	:	DUTY FORCE	:	TRAINING	:	TOTAL
GENERAL/INTERNIST											
USA	695	:	430	:	229	:	0	:	229	:	229
USN	165	:	144	:	139	:	74	:	213	:	213
USAF	238	:	184	:	201	:	0	:	201	:	201
TOTAL	1098	:	758	:	569	:	74	:	643	:	643
HEMATOLOGY/ONCOLOGY											
USA	55	:	47	:	39	:	0	:	39	:	39
USN	11	:	10	:	21	:	9	:	30	:	30
USAF	21	:	15	:	12	:	0	:	12	:	12
TOTAL	87	:	72	:	72	:	9	:	81	:	81
INFECTIOUS DISEASE											
USA	28	:	27	:	19	:	0	:	19	:	19
USN	7	:	6	:	11	:	12	:	23	:	23
USAF	8	:	6	:	7	:	0	:	7	:	7
TOTAL	43	:	39	:	37	:	12	:	49	:	49
NEPHROLOGY											
USA	26	:	24	:	20	:	0	:	20	:	20
USN	4	:	4	:	8	:	4	:	12	:	12
USAF	11	:	9	:	11	:	0	:	11	:	11
TOTAL	41	:	37	:	39	:	4	:	43	:	43
PULMONARY DISEASE											
USA	54	:	38	:	28	:	0	:	28	:	28
USN	13	:	11	:	19	:	7	:	26	:	26
USAF	21	:	17	:	17	:	0	:	17	:	17
TOTAL	88	:	66	:	64	:	7	:	71	:	71

FORMAT 11: PHYSICIAN REQUIREMENTS, AUTHORIZATIONS, AND END STRENGTHS BY DUTY SPECIALTY

FORMAT 11
PAGE 3
FY81

MEDICAL SPECIALTY	: SERVICE REQUIREMENT :		: BUDGET AUTHORIZATION :		: END STRENGTH :		
	TOTAL	:	TOTAL	:	DUTY FORCE	TRAINING	TOTAL
INTERNAL MEDICINE							
USA	0	:	0	:	0	0	0
USN	0	:	0	:	0	0	0
USAF	0	:	0	:	0	0	0
TOTAL	0	:	0	:	0	0	0
ALLERGY/IMMUNOLOGY							
USA	42	:	35	:	32	0	32
USN	2	:	2	:	3	1	4
USAF	23	:	14	:	14	0	14
TOTAL	67	:	51	:	49	1	50
CARDIOLOGY/CARDIOVASCULAR							
USA	102	:	76	:	59	0	59
USN	23	:	20	:	34	14	48
USAF	56	:	39	:	32	0	32
TOTAL	181	:	135	:	125	14	139
ENDOCRINOLOGY/METABOLISM							
USA	40	:	38	:	28	0	28
USN	5	:	4	:	22	4	26
USAF	10	:	8	:	10	0	10
TOTAL	55	:	50	:	60	4	64
GASTROENTEROLOGY							
USA	63	:	45	:	38	0	38
USN	15	:	12	:	15	9	24
USAF	33	:	20	:	18	0	18
TOTAL	111	:	77	:	71	9	80

FORMAT 11: PHYSICIAN REQUIREMENTS, AUTHORIZATIONS, AND END STRENGTHS BY DUTY SPECIALTY

FORMAL 11
PAUC 2
F181

MEDICAL SPECIALTY	: SERVICE REQUIREMENT :			: BUDGET AUTHORIZATION :			: END STRENGTH :		
	TOTAL	:	TOTAL	:	TOTAL	:	DUTY FORCE :	TRAINING :	TOTAL
DERMATOLOGY									
USA	119	:	99	:	64	:	0	0	64
USN	58	:	38	:	36	:	26	0	62
USAF	47	:	32	:	31	:	0	0	31
TOTAL	224	:	169	:	131	:	26	0	157
EMERGENCY MEDICINE									
USA	75	:	28	:	32	:	0	0	32
USN	6	:	6	:	6	:	4	0	10
USAF	13	:	13	:	30	:	0	0	30
TOTAL	94	:	47	:	68	:	4	0	72
EXECUTIVE MEDICINE									
USA	267	:	82	:	82	:	0	0	82
USN	65	:	65	:	65	:	0	0	65
USAF	56	:	15	:	36	:	0	0	36
TOTAL	388	:	192	:	183	:	0	0	183
FAMILY PRACTICE									
USA	301	:	302	:	173	:	0	0	173
USN	146	:	126	:	152	:	80	0	232
USAF	619	:	495	:	556	:	0	0	556
TOTAL	1066	:	923	:	881	:	80	0	961
GENERAL MEDICINE									
USA	827	:	437	:	579	:	0	0	579
USN	481	:	450	:	468	:	0	0	468
USAF	0	:	0	:	0	:	0	0	0
TOTAL	1308	:	887	:	1047	:	0	0	1047

FORMAT 11: PHYSICIAN REQUIREMENTS, AUTHORIZATIONS, AND END STRENGTHS BY DUTY SPECIALTY

FORMAT 11
PAGE 1
FY81

MEDICAL SPECIALTY	: SERVICE REQUIREMENT :		: BUDGET AUTHORIZATION :		: END STRENGTH :	
	TOTAL	:	TOTAL	:	DUTY FORCE	TRAINING
					TOTAL	TOTAL
GME-1 (INTERNSHIP)						
USA	0		0		1389	1389
USN	275		256		275	275
USAF	252		0		187	187
TOTAL	527		256		1851	1851
OTHER GME						
USA	0		400		373	373
USN	775		694		0	0
USAF	843		849		629	629
TOTAL	1618		1943		1002	1002
ANESTHESIOLOGY						
USA	165		110		75	75
USN	117		86		47	145
USAF	72		54		0	57
TOTAL	354		250		47	277
AVIATION MEDICINE						
USA	130		123		119	119
USN	242		237		0	189
USAF	739		542		0	503
TOTAL	1111		902		0	811
CLINICAL PHARMACOLOGY						
USA	1		1		0	0
USN	0		0		0	0
USAF	0		0		0	0
TOTAL	1		1		0	0

FORMAT 10: PHYSICIANS IN ADMINISTRATIVE AND NONADMINISTRATIVE/NONPATIENT CARE BILLETS

FORMAT 10
PAGE 6
FY81

MEDICAL SPECIALTY	NUMBER OF PHYSICIANS			TOTAL
	ADMINISTRATIVE	NONADMINISTRATIVE	NONPATIENT CARE	
USA	82	121		203
USN	65	90		155
USAF	130	120		250
TOTAL	277	331		608

FORMAT 10: PHYSICIANS IN ADMINISTRATIVE AND NONADMINISTRATIVE/NONPATIENT CARE BILLETS

FORMAT 10
PAGE 5
FY81

MEDICAL SPECIALTY	NUMBER OF PHYSICIANS				TOTAL
	ADMINISTRATIVE	NONADMINISTRATIVE	NONPATIENT CARE	TOTAL	
UNDERSEA MEDICINE (NAVY)					
SURGERY					
USN	0	2			2
USA	4	9			13
USN	12	0			12
USAF	7	3			10
TOTAL	23	12			35
ORTHOPEDIC SURGERY					
USA	4	1			5
USN	1	1			2
USAF	0	0			0
TOTAL	5	2			7
UROLOGY					
USA	1	0			1
USN	0	1			1
USAF	1	1			2
TOTAL	2	2			4
OTHER (S)					
USA	10	25			35
USN	0	0			0
USAF	0	0			0
TOTAL	10	25			35

FORMAT 10: PHYSICIANS IN ADMINISTRATIVE AND NONADMINISTRATIVE/NONPATIENT CARE BILLETS

FORMAT 10
PAGE 4
FY81

NUMBER OF PHYSICIANS

MEDICAL SPECIALTY : ADMINISTRATIVE : NONADMINISTRATIVE : TOTAL

PEDIATRICS

USA	11	8	19
USN	4	9	13
USAF	5	1	6
TOTAL	20	18	38

PHYSICAL MEDICINE

USA	0	0	0
USN	0	0	0
USAF	0	0	0
TOTAL	0	0	0

PREVENTIVE MEDICINE

USA	6	6	12
USN	11	11	22
USAF	0	0	0
TOTAL	17	17	34

PSYCHIATRY

USA	4	2	6
USN	1	3	4
USAF	3	4	7
TOTAL	8	9	17

RADIOLOGY

USA	0	1	1
USN	2	1	3
USAF	1	3	4
TOTAL	3	5	8

FORMAT 10: PHYSICIANS IN ADMINISTRATIVE AND NONADMINISTRATIVE/NONPATIENT CARE BILLETS

FORMAT 10
PAGE 3
FY81

MEDICAL SPECIALTY	NUMBER OF PHYSICIANS				TOTAL
	ADMINISTRATIVE	NONADMINISTRATIVE NONPATIENT CARE	NONADMINISTRATIVE NONPATIENT CARE	TOTAL	
NUCLEAR MEDICINE					
USA	0	1	1	1	1
USN	1	0	0	0	1
USAF	0	0	0	0	0
TOTAL	1	1	1	2	2
OBSTETRICS/GYNECOLOGY					
USA	9	2	2	2	12
USN	4	4	4	4	8
USAF	6	3	3	3	9
TOTAL	19	10	10	10	29
OPHTHALMOLOGY					
USA	2	1	1	1	3
USN	0	2	2	2	2
USAF	0	5	5	5	5
TOTAL	2	8	8	8	10
OTORHINOLARYNGOLOGY					
USA	1	0	0	0	1
USN	1	0	0	0	1
USAF	0	1	1	1	1
TOTAL	2	1	1	1	3
PATHOLOGY					
USA	8	27	27	27	35
USN	1	10	10	10	11
USAF	0	12	12	12	12
TOTAL	9	49	49	49	58
					69

FORMAT 11: PHYSICIAN REQUIREMENTS, AUTHORIZATIONS, AND END STRENGTHS BY DUTY SPECIALTY

FORMAT 11
PAGE 11
FY81

MEDICAL SPECIALTY	: SERVICE REQUIREMENT :		BUDGET AUTHORIZATION :		END STRENGTH		
	TOTAL	:	TOTAL	:	DUTY FORCE	TRAINING	TOTAL
HEMATOLOGY							
USA	0	:	0	:	0	0	0
USN	0	:	0	:	0	0	0
USAF	5	:	4	:	5	0	5
TOTAL	5	:	4	:	5	0	5
INFECTIOUS DISEASE							
USA	0	:	0	:	0	0	0
USN	0	:	0	:	0	0	0
USAF	5	:	1	:	5	0	5
TOTAL	5	:	1	:	5	0	5
MEDICAL GENETICS							
USA	0	:	0	:	0	0	0
USN	0	:	0	:	0	0	0
USAF	2	:	2	:	2	0	2
TOTAL	2	:	2	:	2	0	2
NEONATOLOGY							
USA	0	:	0	:	0	0	0
USN	7	:	7	:	5	1	6
USAF	10	:	5	:	10	0	10
TOTAL	17	:	12	:	15	1	16
NEPHROLOGY							
USA	0	:	0	:	0	0	0
USN	0	:	0	:	0	0	0
USAF	0	:	0	:	0	0	0
TOTAL	0	:	0	:	0	0	0

FORMAT 11: PHYSICIAN REQUIREMENTS, AUTHORIZATIONS, AND END STRENGTHS BY DUTY SPECIALTY

FORMAT 11
PAGE 12
FY81

MEDICAL SPECIALTY	SERVICE REQUIREMENT :		BUDGET AUTHORIZATION :		END STRENGTH :	
	TOTAL	:	TOTAL	:	DUTY FORCE :	TRAINING :
					TOTAL	TOTAL
NEUROLOGY						
USA	0	:	0	:	0	0
USN	0	:	0	:	0	0
USAF	0	:	2	:	3	3
TOTAL	0	:	2	:	3	3
PERINATOLOGY						
USA	0	:	0	:	0	0
USN	0	:	0	:	0	0
USAF	0	:	0	:	0	0
TOTAL	0	:	0	:	0	0
PHYSICAL MEDICINE						
USA	23	:	25	:	22	22
USN	1	:	1	:	2	3
USAF	0	:	0	:	0	0
TOTAL	24	:	26	:	24	25
PREVENTIVE MEDICINE						
USA	101	:	65	:	54	54
USN	23	:	23	:	9	12
USAF	0	:	0	:	0	0
TOTAL	124	:	88	:	63	66
AERUSPACE						
USA	0	:	0	:	0	0
USN	38	:	38	:	35	40
USAF	0	:	0	:	0	0
TOTAL	38	:	38	:	35	40

FORMAT 11: PHYSICIAN REQUIREMENTS, AUTHORIZATIONS, AND END STRENGTHS BY DUTY SPECIALTY

FORMAT 11
PAGE 13
FY81

MEDICAL SPECIALTY	SERVICE REQUIREMENT :			BUDGET AUTHORIZATION :			END STRENGTH		
	TOTAL	:	TOTAL	:	TOTAL	:	DUTY FORCE :	TRAINING :	TOTAL
OCCUPATIONAL									
USA	8		4		2		0	0	2
USN	20		20		13		2	2	15
USAF	8		8		8		0	0	8
TOTAL	36		32		23		2	2	25
PUBLIC HEALTH									
USA	0		0		0		0	0	0
USN	1		1		0		0	0	0
USAF	5		2		5		0	0	5
TOTAL	6		3		5		0	0	5
PSYCHIATRY									
USA	282		209		168		0	0	168
USN	102		95		92		25	25	117
USAF	165		106		93		0	0	93
TOTAL	549		410		353		25	25	378
PEDIATRIC									
USA	0		0		0		0	0	0
USN	0		0		7		0	0	7
USAF	9		9		8		0	0	8
TOTAL	9		9		15		0	0	15
RADIOLOGY									
USA	0		0		0		0	0	0
USN	0		0		0		0	0	0
USAF	0		108		123		0	0	123
TOTAL	0		108		123		0	0	123

FORMAL 11: PHYSICIAN REQUIREMENTS, AUTHORIZATIONS, AND END STRENGTHS BY DUTY SPECIALTY

FORMAL 11
PAGE 14
FY81

MEDICAL SPECIALTY	: SERVICE REQUIREMENT :		: BUDGET AUTHORIZATION :		: END STRENGTH :	
	TOTAL		TOTAL		DUTY FORCE	TRAINING
DIAGNOSTIC						
USA	274		151	120	0	120
USN	92		86	94	55	149
USAF	150		0	0	0	0
TOTAL	516		237	214	55	269
NEURORADIOLOGY						
USA	0		0	0	0	0
USN	0		0	0	0	0
USAF	2		1	2	0	2
TOTAL	2		1	2	0	2
PEDIATRIC						
USA	0		0	0	0	0
USN	0		0	0	0	0
USAF	0		0	0	0	0
TOTAL	0		0	0	0	0
RADIATION BIOLOGY						
USA	0		0	0	0	0
USN	0		0	0	0	0
USAF	6		4	6	0	6
TOTAL	6		4	6	0	6
RADIOTHERAPY						
USA	0		0	0	0	0
USN	0		0	0	0	0
USAF	0		0	0	0	0
TOTAL	0		0	0	0	0

FORMAT 11: PHYSICIAN REQUIREMENTS, AUTHORIZATIONS, AND END STRENGTHS BY DUTY SPECIALTY

FORMAT 11
PAGE 15
FY81

MEDICAL SPECIALTY	: SERVICE REQUIREMENT :		: BUDGET AUTHORIZATION :		: END STRENGTH :	
	TOTAL	:	TOTAL	:	DUTY FORCE	TRAINING
	TOTAL	:	TOTAL	:	TRAINING	TOTAL

SPECIAL PROCEDURES

USA	0	:	0	:	0	0
USN	0	:	0	:	0	0
USAF	0	:	0	:	0	0
TOTAL	0	:	0	:	0	0

THERAPEUTIC

USA	12	:	11	:	10	0
USN	9	:	7	:	5	6
USAF	0	:	0	:	0	0
TOTAL	21	:	18	:	15	6

SURGERY

USA	0	:	0	:	0	0
USN	0	:	0	:	0	0
USAF	0	:	0	:	0	0
TOTAL	0	:	0	:	0	0

CARDIAC

USA	0	:	0	:	0	0
USN	0	:	0	:	0	0
USAF	4	:	3	:	3	0
TOTAL	4	:	3	:	3	0

CARDIAC/THORACIC(NAVY)

USN	25	:	16	:	13	3
		:		:		16

FORMAT 11: PHYSICIAN REQUIREMENTS, AUTHORIZATIONS, AND END STRENGTHS BY DUTY SPECIALTY

FORMAT 11
PAGE 16
FY81

MEDICAL SPECIALTY	: SERVICE REQUIREMENT :		: BUDGET AUTHORIZATION :		: END STRENGTH :	
	TOTAL	:	TOTAL	:	DUTY FORCE	TRAINING
						TOTAL
COLON/RECTAL						
USA	0		0		0	0
USN	0		0		3	3
USAF	3		1		2	2
TOTAL	3		1		5	5
GENERAL						
USA	692		312		162	0
USN	150		115		93	54
USAF	257		190		162	0
TOTAL	1099		617		417	54
NEUROLOGICAL						
USA	47		24		16	0
USN	14		10		16	6
USAF	16		11		10	0
TOTAL	77		45		42	6
ONCOLOGY						
USA	0		0		0	0
USN	0		0		3	0
USAF	0		0		0	0
TOTAL	0		0		3	0
PEDIATRIC						
USA	0		0		0	0
USN	0		0		2	0
USAF	2		2		1	0
TOTAL	2		2		3	0

FORMAT 11: PHYSICIAN REQUIREMENTS, AUTHORIZATIONS, AND END STRENGTHS BY DUTY SPECIALTY

FORMAT 11
PAGE 17
F181

MEDICAL SPECIALTY	SERVICE REQUIREMENT :		BUDGET AUTHORIZATION :		END STRENGTH	
	TOTAL	:	TOTAL	:	TRAINING	TOTAL
PERIPHERAL VASCULAR						
USA	7		4		0	4
USN	0		1		1	2
USAF	3		2		0	2
TOTAL	10		7		1	8
PLASTIC						
USA	28		21		0	17
USN	14		7		2	10
USAF	8		5		0	6
TOTAL	50		33		2	33
RENAL TRANSPLANT						
USA	0		0		0	0
USN	0		0		0	0
USAF	0		0		0	0
TOTAL	0		0		0	0
THORACIC						
USA	65		33		0	26
USN	0		0		0	0
USAF	12		9		0	7
TOTAL	77		42		0	33
UNDERSEA MEDICINE (NAVY)						
USN	55		54		0	55

FORMAT 11: PHYSICIAN REQUIREMENTS, AUTHORIZATIONS, AND END STRENGTHS BY DUTY SPECIALTY

FORMAT 11
PAGE 18
FY81

MEDICAL SPECIALTY	: SERVICE REQUIREMENT :		: BUDGET AUTHORIZATION :		: END STRENGTH :	
	TOTAL	:	TOTAL	:	DUTY FORCE	TRAINING
					TOTAL	TOTAL
UROLOGY						
USA	109		84		53	0
USN	40		35		31	25
USAF	65		45		38	0
TOTAL	214		164		122	25
OTHER (I)						
USA	0		0		0	0
USN	0		153		0	0
USAF	0		0		0	0
TOTAL	0		153		0	0
OTHER (S)						
USA	0		0		0	0
USN	0		181		59	81
USAF	0		55		109	0
TOTAL	0		236		168	81
TOTAL						
USA	6220		4554		3147	1762
USN	3740		3624		2460	1093
USAF	4775		3602		2772	816
TOTAL	14735		11780		8380	3671

FORMAT 12: NUMBER OF AFHPSP STUDENTS BY YEAR IN SCHOOL

: TOTAL NO. OF STUDENTS BY YEAR IN SCHOOL :

DISCIPLINE

MEDICAL

USA	335	422	414	351	1522
USN	234	445	423	419	1521
USAF	235	431	423	395	1484
TOTAL	804	1298	1260	1165	4527

DENTAL

USA	0	0	2	4	6
USN	0	0	0	6	6
USAF	0	0	0	3	3
TOTAL	0	0	2	13	15

VETERINARY

USA	0	0	9	31	40
USN	0	0	0	0	0
USAF	0	0	1	4	5
TOTAL	0	0	10	35	45

OPTOMETRY

USA	0	25	45	47	117
USN	0	0	0	20	20
USAF	0	1	30	30	61
TOTAL	0	26	75	97	198

PODIATRY

USA	0	0	0	0	0
USN	0	0	0	0	0
USAF	0	0	1	4	5
TOTAL	0	0	1	4	5

FORMAT 12: NUMBER OF AFAPSP STUDENTS BY YEAR IN SCHOOL

: TOTAL NO. OF STUDENTS BY YEAR IN SCHOOL :

DISCIPLINE
PSYCHOLOGY

USA	0	19	14	12	45
USN	0	0	0	7	7
USAF	0	2	8	7	17
TOTAL	0	21	22	26	69

TOTAL

USA	335	466	484	445	1730
USN	234	445	423	452	1554
USAF	235	434	463	443	1575
TOTAL	804	1345	1370	1340	4859

FORMAT 13: PHYSICIAN DUTY SPECIALTIES BY YEARS OF SERVICE

FORMAT 13
PAGE 1A
FY81

TOTAL ACTIVE FEDERAL SERVICE BY YEAR OF SERVICE GROUPS

MEDICAL SPECIALTY : : 1 : 2 : 3 : 4 : 5 : 6 : 7 : 8 : 9 : 10 : 11 : 12 : 13 : 14 : 15 : 16
 AT LEAST : 1 : 2 : 3 : 4 : 5 : 6 : 7 : 8 : 9 : 10 : 11 : 12 : 13 : 14 : 15 : 16
 BUT LESS THAN : 1 : 2 : 3 : 4 : 5 : 6 : 7 : 8 : 9 : 10 : 11 : 12 : 13 : 14 : 15 : 16

GME-1 (INTERNSHIP)

USA	0	247	126	0	0	0	0	0	0	0	0	0	0	0	0	0
USN	219	6	9	1	24	4	4	0	4	0	3	0	1	0	0	0
USAF	86	32	7	14	9	9	4	7	8	3	0	4	1	0	1	2
TOTAL	305	285	142	15	33	13	8	7	12	3	3	4	2	0	1	2

OTHER GME

USA	0	121	285	321	219	116	88	59	52	37	33	11	10	11	4	7
USN	14	76	159	125	113	64	46	24	19	25	21	12	12	9	6	3
USAF	62	89	117	51	70	40	40	23	39	22	19	13	22	10	4	3
TOTAL	76	286	561	497	402	220	174	106	110	84	73	36	44	30	14	13

GENERAL MEDICAL OFFICER

USA	0	244	114	84	49	23	20	13	11	3	3	1	2	3	1	1
USN	90	102	55	46	57	31	26	19	7	7	4	5	6	4	1	1
USAF	0	0	0	0	0	0	0	0	0	0	0	0	0	0	0	0
TOTAL	90	346	169	130	106	54	46	32	18	10	7	6	8	7	2	2

AVIATION MEDICINE

USA	0	3	28	23	17	12	7	0	3	5	4	1	1	1	2	0
USN	10	34	32	23	13	11	9	7	5	7	4	5	4	4	4	2
USAF	37	47	37	37	29	34	26	37	24	23	16	13	14	14	9	17
TOTAL	47	84	97	83	59	57	42	44	32	35	24	19	19	19	15	19

MEDICAL RESEARCH

USA	0	0	0	0	0	0	0	0	0	0	0	0	0	0	0	0
USN	3	1	1	4	1	1	0	1	1	3	6	1	2	0	1	1
USAF	0	0	0	0	0	0	0	0	0	0	0	0	0	0	0	1
TOTAL	3	1	1	4	1	1	0	1	1	3	6	1	2	0	1	2

FORMAT 13: PHYSICIAN DUTY SPECIALTIES BY YEARS OF SERVICE

FORMAT 13
PAGE 2A
FY81

TOTAL ACTIVE FEDERAL SERVICE BY YEAR OF SERVICE GROUPS

MEDICAL SPECIALTY : AT LEAST : 1 : 2 : 3 : 4 : 5 : 6 : 7 : 8 : 9 : 10 : 11 : 12 : 13 : 14 : 15 :
 BUT LESS THAN : 1 : 2 : 3 : 4 : 5 : 6 : 7 : 8 : 9 : 10 : 11 : 12 : 13 : 14 : 15 : 16 :

EXECUTIVE MEDICINE

USA	0	0	0	1	2	1	3	4	2	2	2	2	2	7	6	
USN	0	0	0	0	0	0	0	0	0	2	0	2	2	1	3	
USAF	0	0	0	0	0	0	0	0	0	0	1	2	1	0	0	
TOTAL	0	0	0	1	2	1	3	4	2	4	3	5	6	9	8	9

ANESTHESIOLOGY

USA	0	9	6	8	7	5	11	5	2	1	2	6	3	3	0	3
USN	0	2	6	12	16	15	7	5	1	6	6	4	4	0	2	1
USAF	5	8	6	4	7	7	3	3	2	3	1	3	2	1	1	1
TOTAL	5	19	18	24	30	27	21	13	5	10	9	13	9	4	3	5

DERMATOLOGY

USA	0	0	3	3	3	3	6	3	2	3	3	4	6	6	4	
USN	0	1	0	0	0	6	2	2	0	4	3	1	2	2	1	3
USAF	2	1	0	0	1	3	1	0	2	1	2	2	1	2	5	1
TOTAL	2	2	3	3	4	12	9	5	4	8	6	7	10	12	8	8

EMERGENCY MEDICINE

USA	0	0	1	3	5	4	2	3	3	1	2	2	0	3	1	0
USN	2	1	0	2	0	0	0	1	0	0	0	1	0	1	0	0
USAF	7	2	1	2	2	4	1	2	0	3	2	1	1	1	1	0
TOTAL	7	3	2	7	7	8	3	6	3	4	4	4	1	5	2	0

FAMILY PRACTICE

USA	0	6	9	17	26	39	24	12	10	9	5	5	3	4	1	1
USN	6	10	10	11	21	19	13	5	7	14	7	9	3	4	5	3
USAF	76	79	77	74	49	45	29	20	27	25	14	8	10	9	3	2
TOTAL	82	95	96	102	96	103	66	37	44	48	26	22	16	17	9	6

TOTAL ACTIVE FEDERAL SERVICE BY YEAR OF SERVICE GROUPS

MEDICAL SPECIALTY	16	17	18	19	20	21	22	23	24	25	26	27	28	29	30	TOTAL
AT LEAST	16	17	18	19	20	21	22	23	24	25	26	27	28	29	30	
BUT LESS THAN	17	18	19	20	21	22	23	24	25	26	27	28	29	30	31	

EXECUTIVE MEDICINE

USA	9	5	10	3	2	0	0	2	0	0	0	0	0	0	0	10	82
USN	3	1	2	4	3	5	7	5	8	4	3	3	0	0	0	6	65
USAF	2	1	1	1	1	3	4	3	1	2	2	1	2	0	7	36	
TOTAL	14	7	13	8	6	8	11	10	9	6	5	4	2	0	23	183	

ANESTHESIOLOGY

USA	0	1	1	1	0	1	0	0	0	0	0	0	0	0	0	0	75
USN	0	0	2	1	0	2	2	4	0	0	0	0	0	0	0	6	104
USAF	0	0	0	0	0	0	0	0	0	0	0	0	0	0	0	0	57
TOTAL	0	1	3	2	0	3	2	4	0	0	0	0	0	0	0	6	236

DERMATOLOGY

USA	2	3	1	3	1	1	1	0	0	0	0	0	0	0	0	0	64
USN	0	3	0	2	2	1	1	0	0	0	0	0	0	0	0	0	36
USAF	0	2	4	0	0	1	0	0	0	0	0	0	0	0	0	0	31
TOTAL	2	8	5	5	3	3	2	0	0	0	0	0	0	0	0	0	131

EMERGENCY MEDICINE

USA	0	2	0	0	0	0	0	0	0	0	0	0	0	0	0	0	32
USN	0	0	0	0	0	0	0	0	0	0	0	0	0	0	0	0	6
USAF	0	0	0	0	0	0	0	0	0	0	0	0	0	0	0	0	30
TOTAL	0	2	0	0	0	0	0	0	0	0	0	0	0	0	0	0	68

FAMILY PRACTICE

USA	0	1	0	0	0	0	0	1	0	0	0	0	0	0	0	0	173
USN	0	1	1	1	2	0	0	0	0	0	0	0	0	0	0	0	152
USAF	2	1	1	1	2	0	0	1	0	0	1	0	0	0	0	0	556
TOTAL	2	3	2	2	4	0	0	2	0	0	1	0	0	0	0	0	881

FORMAT 14: GRADE DISTRIBUTION OF PHYSICIANS BY PRIMARY SPECIALTY

FORMAT 14
PAGE 6
FY81

MEDICAL SPECIALTY	03	04	05	06	07	08	09	TOTAL
UROLOGY								
USA	2	15	18	22	0	0	1	58
USN	1	16	12	6	0	0	0	35
USAF	6	11	15	7	0	0	0	39
TOTAL	9	42	45	35	0	0	1	132
OTHER (S)								
USA	48	38	85	114	1	0	0	286
USN	0	0	0	0	0	0	0	0
USAF	56	19	19	15	0	0	0	109
TOTAL	104	57	104	129	1	0	0	395

FORMAT 14: GRADE DISTRIBUTION OF PHYSICIANS BY PRIMARY SPECIALTY

MEDICAL SPECIALTY	03	04	05	06	07	08	09	TOTAL
PSYCHIATRY								
USA	19	54	77	44	0	0	0	194
USN	12	29	39	32	0	0	0	112
USAF	20	25	41	21	0	0	0	107
TOTAL	51	108	157	97	0	0	0	413
RADIOLOGY								
USA	37	53	34	12	0	0	0	136
USN	8	55	12	21	0	0	0	96
USAF	32	47	35	13	0	0	0	127
TOTAL	77	155	81	46	0	0	0	359
UNDERSEA MEDICINE (NAVY)								
USN	25	12	15	3	0	0	0	55
SURGERY								
USA	8	106	74	62	1	1	0	252
USN	0	47	48	60	2	2	0	159
USAF	20	63	87	36	0	0	0	206
TOTAL	28	216	209	158	3	3	0	617
ORTHOPEDIC SURGERY								
USA	7	47	42	31	1	1	0	129
USN	2	28	16	29	0	0	0	75
USAF	14	14	16	9	0	0	0	53
TOTAL	23	89	74	69	1	1	0	257

FORMAT 14: GRADE DISTRIBUTION OF PHYSICIANS BY PRIMARY SPECIALTY

FORMAT 14
PAGE 4
FY81

MEDICAL SPECIALTY	03	04	05	06	07	08	09	TOTAL
OTORHINOLARYNGOLOGY								
USA	7	14	13	11	0	0	0	45
USN	4	23	14	11	0	0	0	52
USAF	8	6	13	6	0	0	0	33
TOTAL	19	43	40	28	0	0	0	130
PATHOLOGY								
USA	26	82	42	30	1	0	0	181
USN	6	42	27	19	0	0	0	94
USAF	15	28	20	11	0	0	0	74
TOTAL	47	152	89	60	1	0	0	349
PEDIATRICS								
USA	66	85	95	30	1	1	0	278
USN	33	81	65	27	1	0	0	207
USAF	82	88	72	28	0	0	0	270
TOTAL	181	254	232	85	2	1	0	755
PHYSICAL MEDICINE								
USA	6	8	4	5	0	0	0	23
USN	3	1	4	1	0	0	0	9
USAF	0	0	0	0	0	0	0	0
TOTAL	9	9	8	6	0	0	0	32
PREVENTIVE MEDICINE								
USA	6	6	16	31	1	0	0	60
USN	3	5	11	47	0	0	0	66
USAF	0	3	3	5	0	0	0	11
TOTAL	9	14	30	83	1	0	0	137

FORMAT 14: GRADE DISTRIBUTION OF PHYSICIANS BY PRIMARY SPECIALTY

MEDICAL SPECIALTY	03	04	05	06	07	08	09	TOTAL
INTERNAL MEDICINE								
USA	106	73	47	35	0	4	0	265
USN	38	139	64	60	0	4	1	306
USAF	134	87	91	28	0	0	0	340
TOTAL	278	299	202	123	0	8	1	911
NEUROLOGY								
USA	6	23	17	8	0	0	0	54
USN	7	10	9	3	0	0	0	29
USAF	8	10	8	2	0	0	0	28
TOTAL	21	43	34	13	0	0	0	111
NUCLEAR MEDICINE								
USA	0	10	10	4	0	0	0	24
USN	2	0	4	4	0	0	0	10
USAF	1	3	2	4	0	0	0	10
TOTAL	3	13	16	12	0	0	0	44
OBSTETRICS/GYNECOLOGY								
USA	35	82	51	38	1	0	0	207
USN	12	53	22	34	1	2	0	124
USAF	44	57	45	18	0	0	0	164
TOTAL	91	192	118	90	2	2	0	495
OPHTHALMOLOGY								
USA	3	19	25	22	0	0	0	69
USN	2	21	16	17	1	0	0	57
USAF	5	13	14	8	0	0	0	40
TOTAL	10	53	55	47	1	0	0	166

FORMAT 14: GRADE DISTRIBUTION OF PHYSICIANS BY PRIMARY SPECIALTY

FORMAT 14
PAGE 2
FY81

MEDICAL SPECIALTY : 03 : 04 : 05 : 06 : 07 : 08 : 09 : TOTAL :

EXECUTIVE MEDICINE

USA	0	0	0	0	0	0	0	0
USN	0	0	0	0	0	0	0	0
USAF	0	0	0	3	7	4	1	15
TOTAL	0	0	0	3	7	4	1	15

ANESTHESIOLOGY

USA	14	40	17	5	0	0	0	76
USN	17	41	23	22	0	0	0	103
USAF	25	21	11	2	0	0	0	59
TOTAL	56	102	51	29	0	0	0	238

DERMATOLOGY

USA	12	19	22	15	0	0	0	68
USN	0	12	9	17	0	0	0	38
USAF	1	2	20	8	0	0	0	31
TOTAL	13	33	51	40	0	0	0	137

EMERGENCY MEDICINE

USA	6	8	5	0	0	0	0	19
USN	0	0	3	0	0	0	0	3
USAF	13	7	5	0	0	0	0	25
TOTAL	19	15	13	0	0	0	0	47

FAMILY PRACTICE

USA	87	71	33	9	0	0	0	200
USN	42	91	31	15	0	0	0	179
USAF	329	117	121	51	0	0	0	618
TOTAL	458	279	185	75	0	0	0	997

FORMAT 14: GRADE DISTRIBUTION OF PHYSICIANS BY PRIMARY SPECIALTY

FORMAT 14
PAGE 1
FY81

MEDICAL SPECIALTY	03	04	05	06	07	08	09	TOTAL
GME-1 (INTERNSHIP)								
USA	373	0	0	0	0	0	0	373
USN	270	5	0	0	0	0	0	275
USAF	166	11	10	0	0	0	0	187
TOTAL	809	16	10	0	0	0	0	835
OTHER GME								
USA	1106	203	73	7	0	0	0	1389
USN	486	194	45	12	0	0	0	737
USAF	478	88	54	9	0	0	0	629
TOTAL	2070	485	172	28	0	0	0	2755
GENERAL MEDICAL OFFICER								
USA	306	51	14	4	0	0	0	375
USN	399	94	25	3	0	0	0	521
USAF	0	0	0	0	0	0	0	0
TOTAL	705	145	39	7	0	0	0	896
AVIATION MEDICINE								
USA	76	33	13	24	2	0	0	148
USN	115	29	26	19	0	0	0	189
USAF	127	60	94	131	0	0	0	412
TOTAL	318	122	133	174	2	0	0	749
MEDICAL RESEARCH								
USA	0	0	0	0	0	0	0	0
USN	0	3	4	15	0	0	0	22
USAF	0	0	1	1	0	0	0	2
TOTAL	0	3	5	16	0	0	0	24

FORMAT 13: PHYSICIAN DUTY SPECIALTIES BY YEARS OF SERVICE

FORMAT 13
PAGE 48
FY81

TOTAL ACTIVE FEDERAL SERVICE BY YEAR OF SERVICE GROUPS

MEDICAL SPECIALTY : AT LEAST : 16 : 17 : 18 : 19 : 20 : 21 : 22 : 23 : 24 : 25 : 26 : 27 : 28 : 29 : 30 : 31 : TOTAL
 : BUT LESS THAN : 17 : 18 : 19 : 20 : 21 : 22 : 23 : 24 : 25 : 26 : 27 : 28 : 29 : 30 : 31 : TOTAL

UROLOGY

USA	2	2	2	1	4	3	1	3	0	0	0	0	0	0	0	1	53
USN	0	1	0	0	1	0	0	0	0	0	0	0	0	0	0	0	31
USAF	0	1	0	0	0	0	0	0	0	0	0	0	0	0	0	0	38
TOTAL	2	4	2	1	5	3	1	3	0	0	0	0	0	0	0	1	122

OTHER (S)

USA	11	6	7	6	7	2	2	2	1	1	1	0	0	0	0	0	340
USN	7	3	1	1	4	3	5	5	4	0	3	3	1	0	4	140	
USAF	0	0	0	1	1	3	1	0	0	2	2	1	0	0	0	109	
TOTAL	18	9	8	8	12	8	8	7	5	3	6	4	1	0	4	589	

TOTAL

USA	66	53	51	47	49	35	17	18	12	3	5	5	3	4	13	4909
USN	42	42	36	37	38	24	26	32	26	10	11	9	3	2	25	3559
USAF	32	39	42	36	34	22	16	9	9	9	7	6	3	0	10	3589
TOTAL	140	134	129	120	121	81	59	59	47	22	23	20	9	6	48	12057

FORMAT 13: PHYSICIAN DUTY SPECIALTIES BY YEARS OF SERVICE

FORMAT 13
PAGE 0A
FY81

MEDICAL SPECIALTY	TOTAL ACTIVE FEDERAL SERVICE BY YEAR OF SERVICE GROUPS															
	AT LEAST BUT LESS THAN	1	2	3	4	5	6	7	8	9	10	11	12	13	14	15

UROLOGY

USA	0	0	4	2	3	1	3	3	0	3	2	2	4	2	2	3
USN	0	2	0	3	1	1	4	2	1	2	4	5	3	1	0	0
USAF	2	6	3	0	1	4	5	2	3	1	1	2	4	1	1	1
TOTAL	2	8	7	5	5	6	12	7	4	6	7	9	11	4	3	4

OTHER (S)

USA	0	0	26	22	32	19	20	26	25	23	25	18	20	18	10	10
USN	7	18	23	11	5	7	3	1	0	8	2	0	1	2	1	7
USAF	2	12	10	11	8	10	10	5	8	7	8	3	1	2	0	1
TOTAL	9	30	59	44	45	36	33	32	33	38	35	21	22	22	11	18

TOTAL

USA	0	767	737	598	516	362	329	218	188	152	164	118	107	119	89	64
USN	374	357	379	320	345	275	220	127	98	166	149	112	84	75	55	60
USAF	477	433	374	309	278	265	189	148	153	154	126	101	105	88	66	49
TOTAL	851	1557	1490	1227	1139	902	738	493	439	472	439	331	296	282	210	173

FORMAT 13: PHYSICIAN DUTY SPECIALTIES BY YEARS OF SERVICE

FORMAT 13
PAGE 5B
FY81

MEDICAL SPECIALTY	TOTAL ACTIVE FEDERAL SERVICE BY YEAR OF SERVICE GROUPS																													
	16	17	18	19	20	21	22	23	24	25	26	27	28	29	30	TOTAL														

PSYCHIATRY

USA	4	5	1	4	1	1	5	1	1	1	1	0	1	1	1	0	0	0	0	0	0	0	0	0	0	0	0	0	0	168
USN	2	2	3	4	1	1	1	0	1	1	1	1	0	0	0	0	0	0	0	0	0	0	0	0	0	0	0	0	0	99
USAF	1	3	1	2	0	0	0	0	1	0	1	0	1	0	0	0	0	0	0	0	0	0	0	0	0	0	0	0	0	101
TOTAL	7	10	5	10	2	2	6	1	3	2	2	1	1	1	1	0	0	0	0	0	0	0	0	0	0	0	0	0	0	368

RADIOLOGY

USA	1	1	1	1	0	0	0	0	0	1	0	0	0	0	0	0	0	0	0	0	0	0	0	0	0	0	0	0	0	130
USN	2	2	2	2	1	1	0	0	0	0	0	1	0	0	0	0	0	0	0	0	0	0	0	0	0	0	0	0	0	99
USAF	1	5	2	2	1	0	1	0	0	0	0	0	0	0	0	0	0	0	0	0	0	0	0	0	0	0	0	0	0	131
TOTAL	4	8	5	5	2	1	1	1	0	1	0	1	0	0	0	0	0	0	0	0	0	0	0	0	0	0	0	0	0	360

UNDERSEA MEDICINE (NAVY)

USN	0	0	0	0	0	0	0	0	0	0	0	0	0	0	0	0	0	0	0	0	0	0	0	0	0	0	0	0	0	55
-----	---	---	---	---	---	---	---	---	---	---	---	---	---	---	---	---	---	---	---	---	---	---	---	---	---	---	---	---	---	----

SURGERY

USA	1	3	2	4	2	3	3	2	2	0	0	0	0	1	0	2	0	0	0	0	0	0	0	0	0	0	0	0	0	162
USN	2	6	3	5	0	1	3	5	2	0	2	0	0	0	0	0	0	0	0	0	0	0	0	0	0	0	0	0	0	139
USAF	1	2	6	4	4	2	0	0	0	1	1	0	0	0	0	0	0	0	0	0	0	0	0	0	0	0	0	0	0	193
TOTAL	4	11	11	13	6	6	6	7	3	1	2	1	0	2	0	2	0	0	0	0	0	0	0	0	0	0	0	0	0	494

ORTHOPEDIC SURGERY

USA	7	2	4	4	8	1	1	1	1	1	0	0	0	0	0	0	0	0	0	0	0	0	0	0	0	0	0	0	0	119
USN	2	2	0	0	3	0	1	1	1	2	1	1	0	0	0	0	0	0	0	0	0	0	0	0	0	0	0	0	0	70
USAF	2	3	2	1	0	0	0	0	0	0	0	0	0	0	0	0	0	0	0	0	0	0	0	0	0	0	0	0	0	54
TOTAL	11	7	6	5	11	1	2	2	2	3	1	1	0	0	0	0	0	0	0	0	0	0	0	0	0	0	0	0	0	243

FORMAT 13: PHYSICIAN DUTY SPECIALTIES BY YEARS OF SERVICE

FORMAT 13
PAGE 5A
FY81

TOTAL ACTIVE FEDERAL SERVICE BY YEAR OF SERVICE GROUPS

AT LEAST : 1 : 2 : 3 : 4 : 5 : 6 : 7 : 8 : 9 : 10 : 11 : 12 : 13 : 14 : 15 :
BUT LESS THAN : 1 : 2 : 3 : 4 : 5 : 6 : 7 : 8 : 9 : 10 : 11 : 12 : 13 : 14 : 15 : 16 :

MEDICAL SPECIALTY

PSYCHIATRY

USA	0	19	7	6	11	16	15	7	9	13	7	4	8	10	9	1
USN	3	3	6	3	11	9	11	4	6	6	6	3	6	3	2	1
USAF	17	5	6	8	14	12	7	6	2	2	2	2	3	2	3	1
TOTAL	20	27	19	17	36	37	33	17	17	21	15	9	17	15	14	3

RADIOLOGY

USA	0	16	14	8	7	14	14	8	5	6	10	5	5	5	6	2
USN	2	10	7	6	11	15	4	3	2	7	7	7	2	1	1	2
USAF	18	17	5	10	16	12	3	4	5	5	5	6	3	6	2	2
TOTAL	20	43	26	24	34	41	21	15	12	18	22	18	10	12	9	6

UNDERSEA MEDICINE (NAVY)

USN	0	10	7	8	6	2	3	3	6	5	0	2	0	2	0	1
-----	---	----	---	---	---	---	---	---	---	---	---	---	---	---	---	---

SURGERY

USA	0	16	13	7	13	3	23	15	8	3	4	8	6	9	7	4
USN	1	8	8	8	7	10	9	5	7	10	9	9	8	3	4	4
USAF	28	18	13	20	7	12	14	2	5	12	9	7	8	8	6	3
TOTAL	29	42	34	35	27	25	46	22	20	25	22	24	22	20	17	11

ORTHOPEDIC SURGERY

USA	0	0	10	8	3	8	3	10	3	7	6	8	4	6	7	7
USN	1	1	6	4	5	1	9	1	2	1	6	5	3	8	2	1
USAF	11	5	4	0	1	3	3	2	2	2	2	4	2	1	2	2
TOTAL	12	6	20	12	9	12	15	13	7	10	14	17	9	15	11	10

FORMAT 13: PHYSICIAN DUTY SPECIALTIES BY YEARS OF SERVICE

MEDICAL SPECIALTY	TOTAL ACTIVE FEDERAL SERVICE BY YEAR OF SERVICE GROUPS																																																																																																																																																																																																																																																																																																																																																																																																																																							
	16 : 17 :	17 : 18 :	18 : 19 :	19 : 20 :	20 : 21 :	21 : 22 :	22 : 23 :	23 : 24 :	24 : 25 :	25 : 26 :	26 : 27 :	27 : 28 :	28 : 29 :	29 : 30 :	30 : + :	TOTAL																																																																																																																																																																																																																																																																																																																																																																																																																								
OTORHINOLARYNGOLOGY																	USA	1	0	2	0	1	2	0	0	0	0	0	0	0	0	0	41	USN	2	1	0	1	1	0	0	0	0	0	0	0	1	0	0	46	USAF	0	2	1	1	0	0	1	0	0	0	0	0	0	0	0	32	TOTAL	3	3	3	2	2	2	1	0	0	0	0	0	1	0	0	119	PATHOLOGY																	USA	1	0	1	7	5	3	2	0	2	0	0	0	0	0	0	157	USN	1	0	3	1	2	1	0	2	0	1	0	2	0	1	0	83	USAF	0	0	2	2	3	0	1	0	1	0	0	0	0	0	0	73	TOTAL	2	0	6	6	10	4	3	2	3	1	0	2	0	1	0	313	PEDIATRICS																	USA	7	3	1	3	2	0	1	1	0	0	1	0	0	0	1	236	USN	4	1	3	3	0	0	1	2	1	0	0	0	0	0	0	197	USAF	3	3	2	0	2	1	0	0	0	0	0	0	1	0	0	255	TOTAL	14	7	6	6	4	1	2	3	1	0	1	0	1	0	1	688	PHYSICAL MEDICINE																	USA	0	0	1	1	0	0	0	0	0	0	0	0	0	0	0	22	USN	0	0	0	0	0	0	0	0	0	0	0	0	0	0	0	2	USAF	0	0	0	0	0	0	0	0	0	0	0	0	0	0	0	0	TOTAL	0	0	1	1	0	0	0	0	0	0	0	0	0	0	0	24	PREVENTIVE MEDICINE																	USA	4	5	5	1	1	2	2	1	1	0	2	0	0	0	1	54	USN	0	2	4	4	3	0	0	2	0	0	0	0	0	0	1	57	USAF	1	0	1	0	1	0	0	0	0	0	0	0	0	0	0	13	TOTAL	5	7	10	5	5	2	2	3	1	0	2	0	0	0	2	124
USA	1	0	2	0	1	2	0	0	0	0	0	0	0	0	0	41	USN	2	1	0	1	1	0	0	0	0	0	0	0	1	0	0	46	USAF	0	2	1	1	0	0	1	0	0	0	0	0	0	0	0	32	TOTAL	3	3	3	2	2	2	1	0	0	0	0	0	1	0	0	119	PATHOLOGY																	USA	1	0	1	7	5	3	2	0	2	0	0	0	0	0	0	157	USN	1	0	3	1	2	1	0	2	0	1	0	2	0	1	0	83	USAF	0	0	2	2	3	0	1	0	1	0	0	0	0	0	0	73	TOTAL	2	0	6	6	10	4	3	2	3	1	0	2	0	1	0	313	PEDIATRICS																	USA	7	3	1	3	2	0	1	1	0	0	1	0	0	0	1	236	USN	4	1	3	3	0	0	1	2	1	0	0	0	0	0	0	197	USAF	3	3	2	0	2	1	0	0	0	0	0	0	1	0	0	255	TOTAL	14	7	6	6	4	1	2	3	1	0	1	0	1	0	1	688	PHYSICAL MEDICINE																	USA	0	0	1	1	0	0	0	0	0	0	0	0	0	0	0	22	USN	0	0	0	0	0	0	0	0	0	0	0	0	0	0	0	2	USAF	0	0	0	0	0	0	0	0	0	0	0	0	0	0	0	0	TOTAL	0	0	1	1	0	0	0	0	0	0	0	0	0	0	0	24	PREVENTIVE MEDICINE																	USA	4	5	5	1	1	2	2	1	1	0	2	0	0	0	1	54	USN	0	2	4	4	3	0	0	2	0	0	0	0	0	0	1	57	USAF	1	0	1	0	1	0	0	0	0	0	0	0	0	0	0	13	TOTAL	5	7	10	5	5	2	2	3	1	0	2	0	0	0	2	124																	
USN	2	1	0	1	1	0	0	0	0	0	0	0	1	0	0	46	USAF	0	2	1	1	0	0	1	0	0	0	0	0	0	0	0	32	TOTAL	3	3	3	2	2	2	1	0	0	0	0	0	1	0	0	119	PATHOLOGY																	USA	1	0	1	7	5	3	2	0	2	0	0	0	0	0	0	157	USN	1	0	3	1	2	1	0	2	0	1	0	2	0	1	0	83	USAF	0	0	2	2	3	0	1	0	1	0	0	0	0	0	0	73	TOTAL	2	0	6	6	10	4	3	2	3	1	0	2	0	1	0	313	PEDIATRICS																	USA	7	3	1	3	2	0	1	1	0	0	1	0	0	0	1	236	USN	4	1	3	3	0	0	1	2	1	0	0	0	0	0	0	197	USAF	3	3	2	0	2	1	0	0	0	0	0	0	1	0	0	255	TOTAL	14	7	6	6	4	1	2	3	1	0	1	0	1	0	1	688	PHYSICAL MEDICINE																	USA	0	0	1	1	0	0	0	0	0	0	0	0	0	0	0	22	USN	0	0	0	0	0	0	0	0	0	0	0	0	0	0	0	2	USAF	0	0	0	0	0	0	0	0	0	0	0	0	0	0	0	0	TOTAL	0	0	1	1	0	0	0	0	0	0	0	0	0	0	0	24	PREVENTIVE MEDICINE																	USA	4	5	5	1	1	2	2	1	1	0	2	0	0	0	1	54	USN	0	2	4	4	3	0	0	2	0	0	0	0	0	0	1	57	USAF	1	0	1	0	1	0	0	0	0	0	0	0	0	0	0	13	TOTAL	5	7	10	5	5	2	2	3	1	0	2	0	0	0	2	124																																		
USAF	0	2	1	1	0	0	1	0	0	0	0	0	0	0	0	32	TOTAL	3	3	3	2	2	2	1	0	0	0	0	0	1	0	0	119	PATHOLOGY																	USA	1	0	1	7	5	3	2	0	2	0	0	0	0	0	0	157	USN	1	0	3	1	2	1	0	2	0	1	0	2	0	1	0	83	USAF	0	0	2	2	3	0	1	0	1	0	0	0	0	0	0	73	TOTAL	2	0	6	6	10	4	3	2	3	1	0	2	0	1	0	313	PEDIATRICS																	USA	7	3	1	3	2	0	1	1	0	0	1	0	0	0	1	236	USN	4	1	3	3	0	0	1	2	1	0	0	0	0	0	0	197	USAF	3	3	2	0	2	1	0	0	0	0	0	0	1	0	0	255	TOTAL	14	7	6	6	4	1	2	3	1	0	1	0	1	0	1	688	PHYSICAL MEDICINE																	USA	0	0	1	1	0	0	0	0	0	0	0	0	0	0	0	22	USN	0	0	0	0	0	0	0	0	0	0	0	0	0	0	0	2	USAF	0	0	0	0	0	0	0	0	0	0	0	0	0	0	0	0	TOTAL	0	0	1	1	0	0	0	0	0	0	0	0	0	0	0	24	PREVENTIVE MEDICINE																	USA	4	5	5	1	1	2	2	1	1	0	2	0	0	0	1	54	USN	0	2	4	4	3	0	0	2	0	0	0	0	0	0	1	57	USAF	1	0	1	0	1	0	0	0	0	0	0	0	0	0	0	13	TOTAL	5	7	10	5	5	2	2	3	1	0	2	0	0	0	2	124																																																			
TOTAL	3	3	3	2	2	2	1	0	0	0	0	0	1	0	0	119																																																																																																																																																																																																																																																																																																																																																																																																																								
PATHOLOGY																	USA	1	0	1	7	5	3	2	0	2	0	0	0	0	0	0	157	USN	1	0	3	1	2	1	0	2	0	1	0	2	0	1	0	83	USAF	0	0	2	2	3	0	1	0	1	0	0	0	0	0	0	73	TOTAL	2	0	6	6	10	4	3	2	3	1	0	2	0	1	0	313	PEDIATRICS																	USA	7	3	1	3	2	0	1	1	0	0	1	0	0	0	1	236	USN	4	1	3	3	0	0	1	2	1	0	0	0	0	0	0	197	USAF	3	3	2	0	2	1	0	0	0	0	0	0	1	0	0	255	TOTAL	14	7	6	6	4	1	2	3	1	0	1	0	1	0	1	688	PHYSICAL MEDICINE																	USA	0	0	1	1	0	0	0	0	0	0	0	0	0	0	0	22	USN	0	0	0	0	0	0	0	0	0	0	0	0	0	0	0	2	USAF	0	0	0	0	0	0	0	0	0	0	0	0	0	0	0	0	TOTAL	0	0	1	1	0	0	0	0	0	0	0	0	0	0	0	24	PREVENTIVE MEDICINE																	USA	4	5	5	1	1	2	2	1	1	0	2	0	0	0	1	54	USN	0	2	4	4	3	0	0	2	0	0	0	0	0	0	1	57	USAF	1	0	1	0	1	0	0	0	0	0	0	0	0	0	0	13	TOTAL	5	7	10	5	5	2	2	3	1	0	2	0	0	0	2	124																																																																																					
USA	1	0	1	7	5	3	2	0	2	0	0	0	0	0	0	157	USN	1	0	3	1	2	1	0	2	0	1	0	2	0	1	0	83	USAF	0	0	2	2	3	0	1	0	1	0	0	0	0	0	0	73	TOTAL	2	0	6	6	10	4	3	2	3	1	0	2	0	1	0	313	PEDIATRICS																	USA	7	3	1	3	2	0	1	1	0	0	1	0	0	0	1	236	USN	4	1	3	3	0	0	1	2	1	0	0	0	0	0	0	197	USAF	3	3	2	0	2	1	0	0	0	0	0	0	1	0	0	255	TOTAL	14	7	6	6	4	1	2	3	1	0	1	0	1	0	1	688	PHYSICAL MEDICINE																	USA	0	0	1	1	0	0	0	0	0	0	0	0	0	0	0	22	USN	0	0	0	0	0	0	0	0	0	0	0	0	0	0	0	2	USAF	0	0	0	0	0	0	0	0	0	0	0	0	0	0	0	0	TOTAL	0	0	1	1	0	0	0	0	0	0	0	0	0	0	0	24	PREVENTIVE MEDICINE																	USA	4	5	5	1	1	2	2	1	1	0	2	0	0	0	1	54	USN	0	2	4	4	3	0	0	2	0	0	0	0	0	0	1	57	USAF	1	0	1	0	1	0	0	0	0	0	0	0	0	0	0	13	TOTAL	5	7	10	5	5	2	2	3	1	0	2	0	0	0	2	124																																																																																																						
USN	1	0	3	1	2	1	0	2	0	1	0	2	0	1	0	83	USAF	0	0	2	2	3	0	1	0	1	0	0	0	0	0	0	73	TOTAL	2	0	6	6	10	4	3	2	3	1	0	2	0	1	0	313	PEDIATRICS																	USA	7	3	1	3	2	0	1	1	0	0	1	0	0	0	1	236	USN	4	1	3	3	0	0	1	2	1	0	0	0	0	0	0	197	USAF	3	3	2	0	2	1	0	0	0	0	0	0	1	0	0	255	TOTAL	14	7	6	6	4	1	2	3	1	0	1	0	1	0	1	688	PHYSICAL MEDICINE																	USA	0	0	1	1	0	0	0	0	0	0	0	0	0	0	0	22	USN	0	0	0	0	0	0	0	0	0	0	0	0	0	0	0	2	USAF	0	0	0	0	0	0	0	0	0	0	0	0	0	0	0	0	TOTAL	0	0	1	1	0	0	0	0	0	0	0	0	0	0	0	24	PREVENTIVE MEDICINE																	USA	4	5	5	1	1	2	2	1	1	0	2	0	0	0	1	54	USN	0	2	4	4	3	0	0	2	0	0	0	0	0	0	1	57	USAF	1	0	1	0	1	0	0	0	0	0	0	0	0	0	0	13	TOTAL	5	7	10	5	5	2	2	3	1	0	2	0	0	0	2	124																																																																																																																							
USAF	0	0	2	2	3	0	1	0	1	0	0	0	0	0	0	73	TOTAL	2	0	6	6	10	4	3	2	3	1	0	2	0	1	0	313	PEDIATRICS																	USA	7	3	1	3	2	0	1	1	0	0	1	0	0	0	1	236	USN	4	1	3	3	0	0	1	2	1	0	0	0	0	0	0	197	USAF	3	3	2	0	2	1	0	0	0	0	0	0	1	0	0	255	TOTAL	14	7	6	6	4	1	2	3	1	0	1	0	1	0	1	688	PHYSICAL MEDICINE																	USA	0	0	1	1	0	0	0	0	0	0	0	0	0	0	0	22	USN	0	0	0	0	0	0	0	0	0	0	0	0	0	0	0	2	USAF	0	0	0	0	0	0	0	0	0	0	0	0	0	0	0	0	TOTAL	0	0	1	1	0	0	0	0	0	0	0	0	0	0	0	24	PREVENTIVE MEDICINE																	USA	4	5	5	1	1	2	2	1	1	0	2	0	0	0	1	54	USN	0	2	4	4	3	0	0	2	0	0	0	0	0	0	1	57	USAF	1	0	1	0	1	0	0	0	0	0	0	0	0	0	0	13	TOTAL	5	7	10	5	5	2	2	3	1	0	2	0	0	0	2	124																																																																																																																																								
TOTAL	2	0	6	6	10	4	3	2	3	1	0	2	0	1	0	313																																																																																																																																																																																																																																																																																																																																																																																																																								
PEDIATRICS																	USA	7	3	1	3	2	0	1	1	0	0	1	0	0	0	1	236	USN	4	1	3	3	0	0	1	2	1	0	0	0	0	0	0	197	USAF	3	3	2	0	2	1	0	0	0	0	0	0	1	0	0	255	TOTAL	14	7	6	6	4	1	2	3	1	0	1	0	1	0	1	688	PHYSICAL MEDICINE																	USA	0	0	1	1	0	0	0	0	0	0	0	0	0	0	0	22	USN	0	0	0	0	0	0	0	0	0	0	0	0	0	0	0	2	USAF	0	0	0	0	0	0	0	0	0	0	0	0	0	0	0	0	TOTAL	0	0	1	1	0	0	0	0	0	0	0	0	0	0	0	24	PREVENTIVE MEDICINE																	USA	4	5	5	1	1	2	2	1	1	0	2	0	0	0	1	54	USN	0	2	4	4	3	0	0	2	0	0	0	0	0	0	1	57	USAF	1	0	1	0	1	0	0	0	0	0	0	0	0	0	0	13	TOTAL	5	7	10	5	5	2	2	3	1	0	2	0	0	0	2	124																																																																																																																																																																										
USA	7	3	1	3	2	0	1	1	0	0	1	0	0	0	1	236	USN	4	1	3	3	0	0	1	2	1	0	0	0	0	0	0	197	USAF	3	3	2	0	2	1	0	0	0	0	0	0	1	0	0	255	TOTAL	14	7	6	6	4	1	2	3	1	0	1	0	1	0	1	688	PHYSICAL MEDICINE																	USA	0	0	1	1	0	0	0	0	0	0	0	0	0	0	0	22	USN	0	0	0	0	0	0	0	0	0	0	0	0	0	0	0	2	USAF	0	0	0	0	0	0	0	0	0	0	0	0	0	0	0	0	TOTAL	0	0	1	1	0	0	0	0	0	0	0	0	0	0	0	24	PREVENTIVE MEDICINE																	USA	4	5	5	1	1	2	2	1	1	0	2	0	0	0	1	54	USN	0	2	4	4	3	0	0	2	0	0	0	0	0	0	1	57	USAF	1	0	1	0	1	0	0	0	0	0	0	0	0	0	0	13	TOTAL	5	7	10	5	5	2	2	3	1	0	2	0	0	0	2	124																																																																																																																																																																																											
USN	4	1	3	3	0	0	1	2	1	0	0	0	0	0	0	197	USAF	3	3	2	0	2	1	0	0	0	0	0	0	1	0	0	255	TOTAL	14	7	6	6	4	1	2	3	1	0	1	0	1	0	1	688	PHYSICAL MEDICINE																	USA	0	0	1	1	0	0	0	0	0	0	0	0	0	0	0	22	USN	0	0	0	0	0	0	0	0	0	0	0	0	0	0	0	2	USAF	0	0	0	0	0	0	0	0	0	0	0	0	0	0	0	0	TOTAL	0	0	1	1	0	0	0	0	0	0	0	0	0	0	0	24	PREVENTIVE MEDICINE																	USA	4	5	5	1	1	2	2	1	1	0	2	0	0	0	1	54	USN	0	2	4	4	3	0	0	2	0	0	0	0	0	0	1	57	USAF	1	0	1	0	1	0	0	0	0	0	0	0	0	0	0	13	TOTAL	5	7	10	5	5	2	2	3	1	0	2	0	0	0	2	124																																																																																																																																																																																																												
USAF	3	3	2	0	2	1	0	0	0	0	0	0	1	0	0	255	TOTAL	14	7	6	6	4	1	2	3	1	0	1	0	1	0	1	688	PHYSICAL MEDICINE																	USA	0	0	1	1	0	0	0	0	0	0	0	0	0	0	0	22	USN	0	0	0	0	0	0	0	0	0	0	0	0	0	0	0	2	USAF	0	0	0	0	0	0	0	0	0	0	0	0	0	0	0	0	TOTAL	0	0	1	1	0	0	0	0	0	0	0	0	0	0	0	24	PREVENTIVE MEDICINE																	USA	4	5	5	1	1	2	2	1	1	0	2	0	0	0	1	54	USN	0	2	4	4	3	0	0	2	0	0	0	0	0	0	1	57	USAF	1	0	1	0	1	0	0	0	0	0	0	0	0	0	0	13	TOTAL	5	7	10	5	5	2	2	3	1	0	2	0	0	0	2	124																																																																																																																																																																																																																													
TOTAL	14	7	6	6	4	1	2	3	1	0	1	0	1	0	1	688																																																																																																																																																																																																																																																																																																																																																																																																																								
PHYSICAL MEDICINE																	USA	0	0	1	1	0	0	0	0	0	0	0	0	0	0	0	22	USN	0	0	0	0	0	0	0	0	0	0	0	0	0	0	0	2	USAF	0	0	0	0	0	0	0	0	0	0	0	0	0	0	0	0	TOTAL	0	0	1	1	0	0	0	0	0	0	0	0	0	0	0	24	PREVENTIVE MEDICINE																	USA	4	5	5	1	1	2	2	1	1	0	2	0	0	0	1	54	USN	0	2	4	4	3	0	0	2	0	0	0	0	0	0	1	57	USAF	1	0	1	0	1	0	0	0	0	0	0	0	0	0	0	13	TOTAL	5	7	10	5	5	2	2	3	1	0	2	0	0	0	2	124																																																																																																																																																																																																																																																															
USA	0	0	1	1	0	0	0	0	0	0	0	0	0	0	0	22	USN	0	0	0	0	0	0	0	0	0	0	0	0	0	0	0	2	USAF	0	0	0	0	0	0	0	0	0	0	0	0	0	0	0	0	TOTAL	0	0	1	1	0	0	0	0	0	0	0	0	0	0	0	24	PREVENTIVE MEDICINE																	USA	4	5	5	1	1	2	2	1	1	0	2	0	0	0	1	54	USN	0	2	4	4	3	0	0	2	0	0	0	0	0	0	1	57	USAF	1	0	1	0	1	0	0	0	0	0	0	0	0	0	0	13	TOTAL	5	7	10	5	5	2	2	3	1	0	2	0	0	0	2	124																																																																																																																																																																																																																																																																																
USN	0	0	0	0	0	0	0	0	0	0	0	0	0	0	0	2	USAF	0	0	0	0	0	0	0	0	0	0	0	0	0	0	0	0	TOTAL	0	0	1	1	0	0	0	0	0	0	0	0	0	0	0	24	PREVENTIVE MEDICINE																	USA	4	5	5	1	1	2	2	1	1	0	2	0	0	0	1	54	USN	0	2	4	4	3	0	0	2	0	0	0	0	0	0	1	57	USAF	1	0	1	0	1	0	0	0	0	0	0	0	0	0	0	13	TOTAL	5	7	10	5	5	2	2	3	1	0	2	0	0	0	2	124																																																																																																																																																																																																																																																																																																	
USAF	0	0	0	0	0	0	0	0	0	0	0	0	0	0	0	0	TOTAL	0	0	1	1	0	0	0	0	0	0	0	0	0	0	0	24	PREVENTIVE MEDICINE																	USA	4	5	5	1	1	2	2	1	1	0	2	0	0	0	1	54	USN	0	2	4	4	3	0	0	2	0	0	0	0	0	0	1	57	USAF	1	0	1	0	1	0	0	0	0	0	0	0	0	0	0	13	TOTAL	5	7	10	5	5	2	2	3	1	0	2	0	0	0	2	124																																																																																																																																																																																																																																																																																																																		
TOTAL	0	0	1	1	0	0	0	0	0	0	0	0	0	0	0	24																																																																																																																																																																																																																																																																																																																																																																																																																								
PREVENTIVE MEDICINE																	USA	4	5	5	1	1	2	2	1	1	0	2	0	0	0	1	54	USN	0	2	4	4	3	0	0	2	0	0	0	0	0	0	1	57	USAF	1	0	1	0	1	0	0	0	0	0	0	0	0	0	0	13	TOTAL	5	7	10	5	5	2	2	3	1	0	2	0	0	0	2	124																																																																																																																																																																																																																																																																																																																																																				
USA	4	5	5	1	1	2	2	1	1	0	2	0	0	0	1	54	USN	0	2	4	4	3	0	0	2	0	0	0	0	0	0	1	57	USAF	1	0	1	0	1	0	0	0	0	0	0	0	0	0	0	13	TOTAL	5	7	10	5	5	2	2	3	1	0	2	0	0	0	2	124																																																																																																																																																																																																																																																																																																																																																																					
USN	0	2	4	4	3	0	0	2	0	0	0	0	0	0	1	57	USAF	1	0	1	0	1	0	0	0	0	0	0	0	0	0	0	13	TOTAL	5	7	10	5	5	2	2	3	1	0	2	0	0	0	2	124																																																																																																																																																																																																																																																																																																																																																																																						
USAF	1	0	1	0	1	0	0	0	0	0	0	0	0	0	0	13	TOTAL	5	7	10	5	5	2	2	3	1	0	2	0	0	0	2	124																																																																																																																																																																																																																																																																																																																																																																																																							
TOTAL	5	7	10	5	5	2	2	3	1	0	2	0	0	0	2	124																																																																																																																																																																																																																																																																																																																																																																																																																								

FORMAT 13: PHYSICIAN DUTY SPECIALTIES BY YEARS OF SERVICE

FORMAT 13
PAGE 4A
F181

TOTAL ACTIVE FEDERAL SERVICE BY YEAR OF SERVICE GROUPS

AT LEAST : 1 : 2 : 3 : 4 : 5 : 6 : 7 : 8 : 9 : 10 : 11 : 12 : 13 : 14 : 15 :
BUT LESS THAN : 1 : 2 : 3 : 4 : 5 : 6 : 7 : 8 : 9 : 10 : 11 : 12 : 13 : 14 : 15 : 16 :

MEDICAL SPECIALTY

OTORHINOLARYNGOLOGY

USA	0	0	3	5	3	1	1	4	5	0	6	1	4	1	1	0
USN	2	3	2	0	4	2	5	0	4	3	5	6	0	0	3	1
USAF	6	5	1	1	0	2	2	1	1	1	1	1	1	2	0	2
TOTAL	8	8	6	6	7	5	8	5	10	4	12	8	5	3	4	3

PATHOLOGY

USA	0	28	17	10	15	16	9	4	3	9	7	6	7	3	3	3
USN	1	4	2	4	8	12	8	7	2	2	8	3	1	4	1	2
USAF	12	6	8	8	4	6	2	4	1	2	2	1	3	1	3	1
TOTAL	13	38	27	22	27	34	19	15	6	13	17	10	11	8	7	6

PEDIATRICS

USA	0	20	22	13	37	23	18	11	18	5	13	13	9	8	4	2
USN	5	16	9	19	13	22	16	13	8	17	12	9	3	3	7	10
USAF	20	26	18	26	31	29	15	14	7	17	13	5	5	10	6	1
TOTAL	25	62	49	58	81	74	49	38	33	39	38	27	17	21	17	13

PHYSICAL MEDICINE

USA	0	6	2	3	2	4	1	1	0	0	0	0	0	0	1	0
USN	0	0	1	0	0	0	0	1	0	0	0	0	0	0	0	0
USAF	0	0	0	0	0	0	0	0	0	0	0	0	0	0	0	0
TOTAL	0	6	3	3	2	4	1	2	0	0	0	0	0	0	1	0

PREVENTIVE MEDICINE

USA	0	1	2	3	1	2	5	0	2	1	4	3	1	2	1	1
USN	0	0	1	3	1	3	2	3	2	3	4	4	4	3	4	4
USAF	0	0	1	0	2	1	0	2	0	0	0	2	1	0	1	0
TOTAL	0	1	4	6	4	6	7	5	4	4	8	9	6	5	6	5

FORMAT 13: PHYSICIAN DUTY SPECIALTIES BY YEARS OF SERVICE

TOTAL ACTIVE FEDERAL SERVICE BY YEAR OF SERVICE GROUPS

MEDICAL SPECIALTY	TOTAL ACTIVE FEDERAL SERVICE BY YEAR OF SERVICE GROUPS																													
	16 : BUT LESS THAN :	17 : 18 :	18 : 19 :	19 : 20 :	20 : 21 :	21 : 22 :	22 : 23 :	23 : 24 :	24 : 25 :	25 : 26 :	26 : 27 :	27 : 28 :	28 : 29 :	29 : 30 :	30 : +	TOTAL														
INTERNAL MEDICINE																														
USA	5	3	2	1	6	1	0	0	3	1	0	0	1	1	0	229														
USN	6	4	2	4	8	4	2	1	1	1	0	0	0	0	1	279														
USAF	2	1	2	3	4	0	2	0	2	1	1	0	0	0	0	324														
TOTAL	13	8	6	8	18	5	4	1	6	3	1	0	1	1	1	832														
NEUROLOGY																														
USA	0	0	0	1	0	1	0	0	0	0	0	0	0	0	0	49														
USN	0	0	0	0	0	1	0	0	0	0	0	0	0	0	0	22														
USAF	0	1	0	1	0	0	0	0	0	0	0	0	0	0	0	28														
TOTAL	0	1	0	2	0	2	0	0	0	0	0	0	0	0	0	99														
NUCLEAR MEDICINE																														
USA	2	0	0	0	0	2	0	0	0	0	0	0	0	0	0	25														
USN	0	1	0	0	0	0	0	0	0	0	0	0	0	0	0	6														
USAF	1	0	0	0	0	1	1	0	0	0	0	0	0	0	0	9														
TOTAL	3	1	0	0	0	3	1	0	0	0	0	0	0	0	0	40														
OBSTETRICS/GYNECOLOGY																														
USA	2	2	3	0	5	3	0	4	1	1	0	0	0	1	0	173														
USN	3	4	5	2	1	1	2	2	3	1	0	1	0	1	1	115														
USAF	2	3	3	2	2	0	0	0	1	0	0	0	0	0	0	156														
TOTAL	7	9	11	4	8	4	2	6	5	2	0	1	0	2	1	444														
OPHTHALMOLOGY																														
USA	2	2	2	4	2	2	1	0	0	0	0	0	1	0	0	65														
USN	3	1	0	1	0	2	0	1	0	0	0	0	0	0	0	52														
USAF	0	1	0	1	1	1	0	0	0	0	0	0	0	0	1	42														
TOTAL	5	4	2	6	3	5	1	1	0	0	0	0	1	0	1	159														

FORMAT 13: PHYSICIAN DUTY SPECIALTIES BY YEARS OF SERVICE

FORMAT 13
PAGE 3A
FY81

TOTAL ACTIVE FEDERAL SERVICE BY YEAR OF SERVICE GROUPS

AT LEAST : 1 : 2 : 3 : 4 : 5 : 6 : 7 : 8 : 9 : 10 : 11 : 12 : 13 : 14 : 15 :
BUT LESS THAN : 1 : 2 : 3 : 4 : 5 : 6 : 7 : 8 : 9 : 10 : 11 : 12 : 13 : 14 : 15 : 16 :

MEDICAL SPECIALTY

INTERNAL MEDICINE

USA	0	18	13	26	43	27	23	10	10	5	8	5	4	6	3	4
USN	8	38	32	17	12	21	19	14	9	18	22	12	7	9	1	6
USAF	40	56	39	25	18	22	14	11	6	11	16	14	13	10	7	4
TOTAL	48	112	84	68	73	70	56	35	25	34	46	31	24	25	11	14

NEUROLOGY

USA	0	0	14	6	5	3	3	3	4	3	4	1	1	0	0	0
USN	1	3	0	2	3	1	4	1	0	2	0	0	1	0	2	1
USAF	7	2	3	2	2	3	2	0	0	2	0	1	2	0	0	0
TOTAL	8	5	17	10	10	7	9	4	4	7	4	2	4	0	2	1

NUCLEAR MEDICINE

USA	0	3	2	2	1	2	1	0	2	4	0	2	0	1	1	0
USN	0	1	0	1	0	0	1	0	0	0	0	0	1	1	0	0
USAF	0	0	0	0	0	0	1	0	0	1	1	1	1	0	1	0
TOTAL	0	4	2	3	1	2	3	0	2	5	1	3	2	2	2	0

OBSTETRICS/GYNECOLOGY

USA	0	10	12	12	7	16	28	12	5	7	7	10	7	6	9	3
USN	1	4	3	6	12	13	11	3	2	6	5	5	5	7	3	2
USAF	35	14	15	15	6	5	4	2	8	6	9	5	4	5	7	3
TOTAL	36	28	30	33	25	34	43	17	15	19	21	20	16	18	19	8

OPHTHALMOLOGY

USA	0	0	4	5	5	4	1	5	4	2	7	1	2	4	3	2
USN	0	3	0	1	1	5	4	2	3	8	5	2	3	3	3	1
USAF	4	3	3	1	1	2	3	1	3	5	2	2	1	2	3	1
TOTAL	4	6	7	7	7	11	8	8	10	15	14	5	6	9	9	4

FORM 15: GRADE DISTRIBUTION OF PHYSICIANS BY DUTY SPECIALTY

FORM 15
PAGE 1
FY 81

MEDICAL SPECIALTY	: 03 : 04 : 05 : 06 : 07 : 08 : 09 : TOTAL ;									
	03	04	05	06	07	08	09	TOTAL		
OME 1 (INTERNSHIP)										
USA	373	0	0	0	0	0	0	0	0	373
USN	270	5	0	0	0	0	0	0	0	275
USAF	166	11	10	0	0	0	0	0	0	187
TOTAL	309	16	10	0	0	0	0	0	0	335
OTHER OME										
USA	1106	203	73	7	0	0	0	0	0	1389
USN	486	194	45	12	0	0	0	0	0	737
USAF	478	88	54	9	0	0	0	0	0	629
TOTAL	2070	485	172	28	0	0	0	0	0	2755
GENERAL MEDICAL OFFICER										
USA	345	176	46	12	0	0	0	0	0	579
USN	326	104	31	7	0	0	0	0	0	468
USAF	0	0	0	0	0	0	0	0	0	0
TOTAL	671	280	77	19	0	0	0	0	0	1047
AVIATION MEDICINE										
USA	84	16	11	8	0	0	0	0	0	119
USN	115	29	26	19	0	0	0	0	0	189
USAF	157	66	117	163	0	0	0	0	0	503
TOTAL	356	111	154	190	0	0	0	0	0	811
MEDICAL RESEARCH										
USA	0	0	0	0	0	0	0	0	0	0
USN	2	8	12	13	0	0	0	0	0	35
USAF	0	0	1	1	0	0	0	0	0	2
TOTAL	2	8	13	14	0	0	0	0	0	37

FORMAT 15: GRADE DISTRIBUTION OF PHYSICIANS BY DUTY SPECIALTY

FORMAT 15
PAGE 2
FY81

MEDICAL SPECIALTY	03	04	05	06	07	08	09	TOTAL
EXECUTIVE MEDICINE								
USA	0	0	9	56	9	7	1	82
USN	0	0	5	47	5	7	1	65
USAF	0	0	2	22	7	4	1	36
TOTAL	0	0	16	125	21	18	3	183
ANESTHESIOLOGY								
USA	14	40	16	5	0	0	0	75
USN	20	41	22	15	0	0	0	98
USAF	25	20	10	2	0	0	0	57
TOTAL	59	101	48	22	0	0	0	230
DERMATOLOGY								
USA	9	18	23	14	0	0	0	64
USN	0	15	8	13	0	0	0	36
USAF	2	3	18	8	0	0	0	31
TOTAL	11	36	49	35	0	0	0	131
EMERGENCY MEDICINE								
USA	7	10	13	2	0	0	0	32
USN	2	1	3	0	0	0	0	6
USAF	16	9	5	0	0	0	0	30
TOTAL	25	20	21	2	0	0	0	68
FAMILY PRACTICE								
USA	87	61	18	7	0	0	0	173
USN	38	75	27	12	0	0	0	152
USAF	309	110	101	36	0	0	0	556
TOTAL	434	246	146	55	0	0	0	881

FORMAT 15: GRADE DISTRIBUTION OF PHYSICIANS BY DUTY SPECIALTY

FORMAT 15
PAGE 3
FY81

MEDICAL SPECIALTY	03	04	05	06	07	08	09	TOTAL
INTERNAL MEDICINE								
USA	102	61	31	35	0	0	0	229
USN	42	135	58	43	0	1	0	279
USAF	126	84	92	22	0	0	0	324
TOTAL	270	280	181	100	0	1	0	832
NEUROLOGY								
USA	5	20	17	7	0	0	0	49
USN	5	9	5	3	0	0	0	22
USAF	8	11	7	2	0	0	0	28
TOTAL	18	40	29	12	0	0	0	99
NUCLEAR MEDICINE								
USA	0	10	10	5	0	0	0	25
USN	1	1	2	2	0	0	0	6
USAF	0	3	3	3	0	0	0	9
TOTAL	1	14	15	10	0	0	0	40
OBSTETRICS/GYNECOLOGY								
USA	29	74	40	30	0	0	0	173
USN	13	50	22	30	0	0	0	115
USAF	43	58	41	14	0	0	0	156
TOTAL	85	182	103	74	0	0	0	444
OPHTHALMOLOGY								
USA	1	19	25	20	0	0	0	65
USN	2	22	14	14	0	0	0	52
USAF	6	13	15	8	0	0	0	42
TOTAL	9	54	54	42	0	0	0	159

FORMAT 15: GRADE DISTRIBUTION OF PHYSICIANS BY DUTY SPECIALTY

FORMAT 15
PAGE 4
FY81

MEDICAL SPECIALTY	03	04	05	06	07	08	09	TOTAL
OTORHINOLARYNGOLOGY								
USA	7	13	12	9	0	0	0	41
USN	3	23	12	8	0	0	0	46
USAF	8	6	13	5	0	0	0	32
TOTAL	18	42	37	22	0	0	0	119
PATHOLOGY								
USA	24	73	37	23	0	0	0	157
USN	6	38	25	14	0	0	0	83
USAF	15	27	20	11	0	0	0	73
TOTAL	45	138	82	48	0	0	0	313
PEDIATRICS								
USA	66	70	79	21	0	0	0	236
USN	31	82	60	24	0	0	0	197
USAF	80	87	67	21	0	0	0	255
TOTAL	177	239	206	66	0	0	0	688
PHYSICAL MEDICINE								
USA	6	8	3	5	0	0	0	22
USN	0	1	1	0	0	0	0	2
USAF	0	0	0	0	0	0	0	0
TOTAL	6	9	4	5	0	0	0	24
PREVENTIVE MEDICINE								
USA	9	6	14	25	0	0	0	54
USN	3	5	17	32	0	0	0	57
USAF	2	2	5	4	0	0	0	13
TOTAL	14	13	36	61	0	0	0	124

FORMAT 15: GRADE DISTRIBUTION OF PHYSICIANS BY DUTY SPECIALTY

FORMAT 15
PAGE 5
FY81

MEDICAL SPECIALTY	03	04	05	06	07	08	09	TOTAL
PSYCHIATRY								
USA	16	44	68	40	0	0	0	168
USN	11	27	37	24	0	0	0	99
USAF	19	25	41	16	0	0	0	101
TOTAL	46	96	146	80	0	0	0	368
RADIOLOGY								
USA	33	51	34	12	0	0	0	130
USN	9	57	15	18	0	0	0	99
USAF	33	48	38	12	0	0	0	131
TOTAL	75	156	87	42	0	0	0	360
UNIVERSA MEDICINE (NAVY)								
USN	25	12	15	3	0	0	0	55
SURGERY								
USA	3	75	47	37	0	0	0	162
USN	1	43	49	46	0	0	0	139
USAF	15	65	85	28	0	0	0	193
TOTAL	19	183	181	111	0	0	0	494
ORTHOPEDIC SURGERY								
USA	7	45	39	28	0	0	0	119
USN	0	27	17	26	0	0	0	70
USAF	14	14	17	9	0	0	0	54
TOTAL	21	86	73	63	0	0	0	243

FORMAT 15: GRADE DISTRIBUTION OF PHYSICIANS BY DUTY SPECIALTY

FORMAT 15
PAGE 6
FY81

MEDICAL SPECIALTY	03	04	05	06	07	08	09	TOTAL
UROLOGY								
USA	2	13	17	21	0	0	0	53
USN	1	14	11	5	0	0	0	31
USAF	6	11	16	5	0	0	0	38
TOTAL	9	38	44	31	0	0	0	122
OTHER (S)								
USA	27	34	145	134	0	0	0	340
USN	75	13	5	47	0	0	0	140
USAF	56	19	19	15	0	0	0	109
TOTAL	158	66	169	196	0	0	0	589

FORMAT 16: SERVICE SPONSORED GRADUATE MEDICAL EDUCATION (GME)

FORMAT 16
PAGE 1
FY81

MEDICAL SPECIALTY	LENGTH OF TRAINING : : IN YEARS :	NEW QUOTA : CURRENT :	CURRENT		CURRENT		CURRENT		CURRENT		CURRENT		CURRENT		CURRENT		TOTAL	GRAND TOTAL
			FY81	FY82	FY83	FY84	FY85	FY86	FY87	FY88	FY89	FY90	FY91	FY92	FY93	FY94		

GME-1 (INTERNSHIP)

USA	1		373	0	0	0	0	0	0	0	0	0	0	0	0	0	373	0	373
USN	1	275	275	0	0	0	0	0	0	0	0	0	0	0	0	0	275	0	275
USAF			187	0	0	0	0	0	0	0	0	0	0	0	0	0	187	0	187
TOTAL		275	835	0	0	0	0	0	0	0	0	0	0	0	0	0	835	0	835

OTHER GME

USA	5		477	45	501	50	230	12	65	5	1	3	0	0	0	0	1274	115	1389
USN			0	0	0	0	0	0	0	0	0	0	0	0	0	0	0	0	0
USAF			193	65	181	57	66	24	25	16	0	2	0	0	0	0	465	164	629
TOTAL			670	110	682	107	296	36	90	21	1	5	0	0	0	0	1739	279	2018

GENERAL MEDICAL OFFICER

USA		85	0	0	0	0	0	0	0	0	0	0	0	0	0	0	0	0	0
USN			0	0	0	0	0	0	0	0	0	0	0	0	0	0	0	0	0
USAF			0	0	0	0	0	0	0	0	0	0	0	0	0	0	0	0	0
TOTAL		85	0	0	0	0	0	0	0	0	0	0	0	0	0	0	0	0	0

AVIATION MEDICINE

USA	2		2	0	1	4	0	0	0	0	0	0	0	0	0	0	3	4	7
USN			0	0	0	0	0	0	0	0	0	0	0	0	0	0	0	0	0
USAF	2		10	0	0	8	0	0	0	0	0	0	0	0	0	0	10	8	18
TOTAL			12	0	1	12	0	0	0	0	0	0	0	0	0	0	13	12	25

RESIDENCY

USA	2		2	0	1	4	0	0	0	0	0	0	0	0	0	0	3	4	7
USN			0	0	0	0	0	0	0	0	0	0	0	0	0	0	0	0	0
USAF	2		10	0	0	8	0	0	0	0	0	0	0	0	0	0	10	8	18
TOTAL			12	0	1	12	0	0	0	0	0	0	0	0	0	0	13	12	25

FORMAT 16: SERVICE SPONSORED GRADUATE MEDICAL EDUCATION (GME)

FORMAT 16
PAGE 2
FY81

MEDICAL SPECIALTY	LENGTH OF TRAINING : IN YEARS	NEW QUOTA : CURRENT	CURRENT FY81		CURRENT FY82		CURRENT FY83		CURRENT FY84		CURRENT FY85		OVER 5		TOTAL		GRAND TOTAL
			MIL	CIV	MIL	CIV	MIL	CIV	MIL	CIV	MIL	CIV	MIL	CIV	MIL	CIV	
MEDICAL RESEARCH																	
USA		0	0	0	0	0	0	0	0	0	0	0	0	0	0	0	0
USN		0	0	0	0	0	0	0	0	0	0	0	0	0	0	0	0
USAF		0	0	0	0	0	0	0	0	0	0	0	0	0	0	0	0
TOTAL		0	0	0	0	0	0	0	0	0	0	0	0	0	0	0	0
EXECUTIVE MEDICINE																	
USA		0	0	0	0	0	0	0	0	0	0	0	0	0	0	0	0
USN		0	0	0	0	0	0	0	0	0	0	0	0	0	0	0	0
USAF		0	0	0	0	0	0	0	0	0	0	0	0	0	0	0	0
TOTAL		0	0	0	0	0	0	0	0	0	0	0	0	0	0	0	0
ANESTHESIOLOGY																	
USA	1	10	0	0	0	0	0	0	0	0	0	0	0	0	0	0	0
USN		0	0	0	0	0	0	0	0	0	0	0	0	0	0	0	0
USAF	1	7	0	0	0	0	0	0	0	0	0	0	0	0	0	0	0
TOTAL		17	0	0	0	0	0	0	0	0	0	0	0	0	0	0	0
FY81																	
USA	3	17	1	18	2	19	2	0	0	0	0	0	0	0	54	5	59
USN	3	22	15	19	1	12	0	0	0	0	0	0	0	0	46	1	47
USAF	2	10	0	8	0	0	0	0	0	0	0	0	0	0	18	0	18
TOTAL		22	42	1	45	3	31	2	0	0	0	0	0	0	118	6	124
RESIDENCY																	

FORMAT 16: SERVICE SPONSORED GRADUATE MEDICAL EDUCATION (GME)

FORMAT 16
PAGE 3
FY81

MEDICAL SPECIALTY	LENGTH OF TRAINING IN YEARS	NEW QUOTA		CURRENT FY+1		CURRENT FY+2		CURRENT FY+3		CURRENT FY+4		CURRENT FY+5		OVER 5		TOTAL		GRAND TOTAL	
		SCHOOL YEAR	MIL	CIV	MIL	CIV	MIL	CIV	MIL	CIV	MIL	CIV	MIL	CIV	MIL	CIV	MIL		CIV
DERMATOLOGY																			
RESIDENCY																			
USA	2		13	0	13	1	1	0	0	0	0	0	0	0	0	0	27	1	28
USN	3	8	8	0	8	0	9	0	0	0	0	0	0	0	0	0	25	0	25
USAF	3		3	6	3	7	3	2	0	0	0	0	0	0	0	0	9	15	24
TOTAL		8	24	6	24	8	13	2	0	0	0	0	0	0	0	0	61	16	77
FELLOWSHIP																			
USA	2		2	0	0	1	0	0	0	0	0	0	0	0	0	0	2	1	3
USN	1	2	1	0	0	0	0	0	0	0	0	0	0	0	0	0	1	0	1
USAF	1		0	0	0	0	0	0	0	0	0	0	0	0	0	0	0	0	0
TOTAL		2	3	0	0	1	0	0	0	0	0	0	0	0	0	0	3	1	4
EMERGENCY MEDICAL																			
FY81																			
USA	1	4	0	0	0	0	0	0	0	0	0	0	0	0	0	0	0	0	0
USN			0	0	0	0	0	0	0	0	0	0	0	0	0	0	0	0	0
USAF	1		2	0	0	0	0	0	0	0	0	0	0	0	0	0	0	0	0
TOTAL		6	0	0	0	0	0	0	0	0	0	0	0	0	0	0	0	0	0
RESIDENCY																			
USA	2		16	0	20	0	0	0	0	0	0	0	0	0	0	0	36	0	36
USN	2		0	2	1	1	0	0	0	0	0	0	0	0	0	0	1	3	4
USAF	2		0	3	0	2	0	0	0	0	0	0	0	0	0	0	0	5	5
TOTAL		2	16	5	21	3	0	0	0	0	0	0	0	0	0	0	37	8	45

FORMAT 16: SERVICE SPONSORED GRADUATE MEDICAL EDUCATION (ONE)

FORMAT 16
PAGE 4
FY81

MEDICAL SPECIALTY	LENGTH OF TRAINING IN YEARS	NEW QUOTA CURRENT	CURRENT FY81		CURRENT FY82		CURRENT FY83		CURRENT FY84		CURRENT FY85		OVER 5		TOTAL		GRAND TOTAL	
			MIL	CIV	MIL	CIV	MIL	CIV	MIL	CIV	MIL	CIV	MIL	CIV	MIL	CIV		MIL
FAMILY PRACTICE																		
FIGINE																		
USA	1	55	0	0	0	0	0	0	0	0	0	0	0	0	0	0	0	
USN			0	0	0	0	0	0	0	0	0	0	0	0	0	0	0	
USAF	1	38	0	0	0	0	0	0	0	0	0	0	0	0	0	0	0	
TOTAL		93	0	0	0	0	0	0	0	0	0	0	0	0	0	0	0	
RESIDENCY																		
USA	3		48	0	51	0	0	0	0	0	0	0	0	0	0	99	0	99
USN	3	34	38	0	36	0	6	0	0	0	0	0	0	0	0	80	0	80
USAF	2		38	0	39	0	0	0	0	0	0	0	0	0	0	77	0	77
TOTAL		34	124	0	126	0	6	0	0	0	0	0	0	0	0	256	0	256

FORMAT 16: SERVICE SPONSORED GRADUATE MEDICAL EDUCATION (GME)

FORMAT 16
PAGE 5
FY81

MEDICAL SPECIALTY	LENGTH OF TRAINING : IN YEARS	NEW QUOTA : CURRENT	CURRENT FY81			CURRENT FY82			CURRENT FY83			CURRENT FY84			CURRENT FY85			OVER 5	TOTAL	GRAND TOTAL
			MIL	CIV	TOTAL	MIL	CIV	TOTAL	MIL	CIV	TOTAL	MIL	CIV	TOTAL	MIL	CIV	TOTAL			
INTERNAL MEDICINE																				
FYONE																				
USA	1	76	0	0	0	0	0	0	0	0	0	0	0	0	0	0	0	0	0	
USN			0	0	0	0	0	0	0	0	0	0	0	0	0	0	0	0	0	
USAF	1	39	0	0	0	0	0	0	0	0	0	0	0	0	0	0	0	0	0	
TOTAL		115	0	0	0	0	0	0	0	0	0	0	0	0	0	0	0	0	0	
RESIDENCY																				
USA	3		87	0	73	0	13	0	0	0	0	0	0	0	0	0	0	173	0	173
USN	3	30	23	0	35	0	21	0	0	0	0	0	0	0	0	0	0	79	0	79
USAF	2		30	0	36	0	0	0	0	0	0	0	0	0	0	0	0	66	0	66
TOTAL		30	140	0	144	0	34	0	0	0	0	0	0	0	0	0	0	318	0	318
FELLOWSHIP																				
USA	2		46	7	56	4	10	0	0	0	0	0	0	0	0	0	0	112	11	123
USN	3	30	25	1	27	0	3	1	0	0	0	0	0	0	0	0	0	55	2	57
USAF	3		12	11	10	4	0	2	0	0	0	0	0	0	0	0	0	22	17	39
TOTAL		30	83	19	93	8	13	3	0	0	0	0	0	0	0	0	0	189	30	219

FORMAT 16: SERVICE SPONSORED GRADUATE MEDICAL EDUCATION (GME)

FORMAT 16
PAGE 6
FY81

MEDICAL SPECIALTY	LENGTH OF TRAINING IN YEARS	NEW QUOTA CURRENT	CURRENT FY81			CURRENT FY82			CURRENT FY83			CURRENT FY84			CURRENT FY85			OVER 5			TOTAL			
			MIL	CIV	TOTAL	MIL	CIV	TOTAL	MIL	CIV	TOTAL	MIL	CIV	TOTAL	MIL	CIV	TOTAL	MIL	CIV	TOTAL	MIL	CIV	TOTAL	
NEUROLOGY																								
FYSME																								
USA	1	4	0	0	0	0	0	0	0	0	0	0	0	0	0	0	0	0	0	0	0	0	0	0
USN			0	0	0	0	0	0	0	0	0	0	0	0	0	0	0	0	0	0	0	0	0	0
USAF			0	0	0	0	0	0	0	0	0	0	0	0	0	0	0	0	0	0	0	0	0	0
TOTAL		4	0	0	0	0	0	0	0	0	0	0	0	0	0	0	0	0	0	0	0	0	0	0
RESIDENCY																								
USA	3	6	0	7	1	6	0	0	0	0	0	0	0	0	0	0	0	0	0	0	0	19	1	20
USN	3	1	2	0	4	0	1	0	0	0	0	0	0	0	0	0	0	0	0	0	0	7	0	7
USAF	3	2	0	2	1	1	0	0	0	0	0	0	0	0	0	0	0	0	0	0	0	5	1	6
TOTAL		1	10	0	13	2	8	0	0	0	0	0	0	0	0	0	0	0	0	0	0	31	2	33
FELLOWSHIP																								
USA	2	0	1	0	0	0	0	0	0	0	0	0	0	0	0	0	0	0	0	0	0	0	1	1
USN			0	0	0	0	0	0	0	0	0	0	0	0	0	0	0	0	0	0	0	0	0	0
USAF	1	0	0	0	0	0	0	0	0	0	0	0	0	0	0	0	0	0	0	0	0	0	0	0
TOTAL		0	1	0	0	0	0	0	0	0	0	0	0	0	0	0	0	0	0	0	0	0	1	1
NUCLEAR MEDICINE																								
FELLOWSHIP																								
USA	2	4	0	9	0	0	0	0	0	0	0	0	0	0	0	0	0	0	0	0	0	13	0	13
USN	2	3	0	1	0	0	0	0	0	0	0	0	0	0	0	0	0	0	0	0	0	4	0	4
USAF	2	1	0	0	0	0	0	0	0	0	0	0	0	0	0	0	0	0	0	0	0	1	0	1
TOTAL		2	8	0	10	0	0	0	0	0	0	0	0	0	0	0	0	0	0	0	0	18	0	18

FORMAT 16: SERVICE SPONSORED GRADUATE MEDICAL EDUCATION (GME)

FORMAT 16
PAGE 7
FY81

MEDICAL SPECIALTY	LENGTH OF TRAINING IN YEARS	NEW QUOTA CURRENT	CURRENT FY+1		CURRENT FY+2		CURRENT FY+3		CURRENT FY+4		CURRENT FY+5		OVER 5		TOTAL	GRAND TOTAL
			MIL	CIV	MIL	CIV	MIL	CIV	MIL	CIV	MIL	CIV	MIL	CIV		

OBSTETRICS/GYNECOLOGY

FY81

USA	1	24	0	0	0	0	0	0	0	0	0	0	0	0	0	0
USN			0	0	0	0	0	0	0	0	0	0	0	0	0	0
USAF	1	13	0	0	0	0	0	0	0	0	0	0	0	0	0	0
TOTAL		37	0	0	0	0	0	0	0	0	0	0	0	0	0	0

RESIDENCY

USA	3		25	2	31	3	32	0	0	0	0	0	0	0	88	5	93
USN	3	15	18	0	17	0	18	0	0	0	0	0	0	0	53	0	53
USAF	3		15	3	11	5	10	0	0	0	0	0	0	0	36	8	44
TOTAL			58	5	59	8	60	0	0	0	0	0	0	0	177	13	190

FELLOWSHIP

USA	2		1	1	1	2	0	0	0	0	0	0	0	0	2	3	5
USN	2	4	0	0	4	0	0	0	0	0	0	0	0	0	4	0	4
USAF	2		0	1	0	4	0	0	0	0	0	0	0	0	0	5	5
TOTAL		4	1	2	5	6	0	0	0	0	0	0	0	0	6	8	14

FORMAT 16: SERVICE SPONSORED GRADUATE MEDICAL EDUCATION (GME)

FORMAT 16
PAGE 8
FY81

MEDICAL SPECIALTY	LENGTH OF TRAINING IN YEARS	NEW QUOTA CURRENT	CURRENT FY81		CURRENT FY82		CURRENT FY83		CURRENT FY84		CURRENT FY85		OVER 5		TOTAL		GRAND TOTAL
			MIL	CIV	MIL	CIV	MIL	CIV	MIL	CIV	MIL	CIV	MIL	CIV	MIL	CIV	

OPHTHALMOLOGY

RESIDENCY

USA	3	9	1	13	1	12	0	0	0	0	0	0	0	0	0	34	2	36
USN	3	9	0	9	0	13	0	0	0	0	0	0	0	0	0	31	0	31
USAF	3	2	4	3	1	2	1	0	0	0	0	0	0	0	0	7	6	13
TOTAL		9	20	5	25	2	27	1	0	0	0	0	0	0	0	72	8	80

FELLOWSHIP

USA	3	2	5	0	0	0	0	0	0	0	0	0	0	0	0	2	5	7
USN		0	0	0	0	0	0	0	0	0	0	0	0	0	0	0	0	0
USAF	1	0	0	0	0	0	0	0	0	0	0	0	0	0	0	0	0	0
TOTAL		2	5	0	0	0	0	0	0	0	0	0	0	0	0	2	5	7

OTORHINOLARYNGOLOGY

RESIDENCY

USA	4	10	0	9	2	12	2	10	0	0	0	0	0	0	0	41	4	45
USN	4	8	0	11	0	10	0	9	0	0	0	0	0	0	0	38	0	38
USAF	4	3	2	3	2	3	0	3	1	0	0	0	0	0	0	12	5	17
TOTAL		9	21	2	23	4	25	2	22	1	0	0	0	0	0	91	9	100

FELLOWSHIP

USA	2	0	1	0	1	0	0	0	0	0	0	0	0	0	0	0	2	2
USN		0	0	0	0	0	0	0	0	0	0	0	0	0	0	0	0	0
USAF	1	0	0	0	0	0	0	0	0	0	0	0	0	0	0	0	0	0
TOTAL		0	1	0	1	0	0	0	0	0	0	0	0	0	0	0	2	2

AD-A151 119

HEALTH MANPOWER STATISTICS, FY-81. (U) WASHINGTON
HEADQUARTERS SERVICE (DOD) DIR FOR INFO OP & RPTS.
SEP 82. DIOR/M06-81


212

UNCLASSIFIED

F/G 5/9

N/L


2 OF 2
AD-A151 119



END
FILMED
11 04 85

2 OF 2

AD-A151 119



MICROCOPY RESOLUTION TEST CHART
NATIONAL BUREAU OF STANDARDS-1963-A

**THIS REPORT IS UNCLASSIFIED AND
ITS DISTRIBUTION IS UNLIMITED**

FORMAT 16: SERVICE SPONSORED GRADUATE MEDICAL EDUCATION (GME)

FORMAT 16
PAGE 9
FY81

MEDICAL SPECIALTY	LENGTH OF TRAINING IN YEARS	NEW QUOTA	CURRENT FY81			CURRENT FY82			CURRENT FY83			CURRENT FY84			CURRENT FY85			OVER 5			TOTAL			GRAND TOTAL
			MIL	CIV	MIL	CIV	MIL	CIV	MIL	CIV	MIL	CIV	MIL	CIV	MIL	CIV	MIL	CIV	MIL	CIV	MIL	CIV	MIL	
PATHOLOGY																								
USA	1	10	0	0	0	0	0	0	0	0	0	0	0	0	0	0	0	0	0	0	0	0	0	0
USM			0	0	0	0	0	0	0	0	0	0	0	0	0	0	0	0	0	0	0	0	0	0
USAF	1	3	0	0	0	0	0	0	0	0	0	0	0	0	0	0	0	0	0	0	0	0	0	0
TOTAL		13	0	0	0	0	0	0	0	0	0	0	0	0	0	0	0	0	0	0	0	0	0	0
RESIDENCY																								
USA	4		25	0	21	0	14	0	3	0	0	0	0	0	0	0	0	0	0	0	0	0	0	63
USM	4	8	9	0	7	0	8	0	2	0	0	0	0	0	0	0	0	0	0	0	0	0	0	26
USAF	3		2	4	5	1	4	0	0	0	0	0	0	0	0	0	0	0	0	0	0	0	0	16
TOTAL		8	36	4	33	1	26	0	5	0	0	0	0	0	0	0	0	0	0	0	0	0	0	105
FELLOWSHIP																								
USA	2		3	0	0	0	0	0	0	0	0	0	0	0	0	0	0	0	0	0	0	0	0	3
USM	1	1	2	0	0	0	0	0	0	0	0	0	0	0	0	0	0	0	0	0	0	0	0	2
USAF	1		1	0	0	0	0	0	0	0	0	0	0	0	0	0	0	0	0	0	0	0	0	1
TOTAL		1	6	0	0	0	0	0	0	0	0	0	0	0	0	0	0	0	0	0	0	0	0	6

FORMAT 16: SERVICE SPONSORED GRADUATE MEDICAL EDUCATION (GME)

FORMAT 16
PAGE 10
FY81

MEDICAL SPECIALTY	LENGTH OF TRAINING IN YEARS	NEW QUOTA CURRENT	CURRENT FY+1		CURRENT FY+2		CURRENT FY+3		CURRENT FY+4		CURRENT FY+5		OVER 5		TOTAL	GRAND TOTAL	
			MIL	CIV	MIL	CIV	MIL	CIV	MIL	CIV	MIL	CIV	MIL	CIV			MIL
PEDIATRICS																	
FYONE																	
USA	1	27	0	0	0	0	0	0	0	0	0	0	0	0	0	0	
USN			0	0	0	0	0	0	0	0	0	0	0	0	0	0	
USAF	1	21	0	0	0	0	0	0	0	0	0	0	0	0	0	0	
TOTAL		48	0	0	0	0	0	0	0	0	0	0	0	0	0	0	
RESIDENCY																	
USA	3		35	0	34	0	1	0	0	0	0	0	0	0	70	0	70
USN	2	9	20	0	9	0	2	0	0	0	0	0	0	0	31	0	31
USAF	2		17	2	17	0	0	0	0	0	0	0	0	0	34	2	36
TOTAL		9	72	2	60	0	3	0	0	0	0	0	0	0	135	2	137
FELLOWSHIP																	
USA	2		9	8	15	4	0	0	0	0	0	0	0	0	24	10	36
USN	2	3	3	3	1	0	0	0	0	0	0	0	0	0	4	3	7
USAF	3		3	3	4	1	0	0	0	0	0	0	0	0	7	4	11
TOTAL		3	15	14	20	5	0	0	0	0	0	0	0	0	35	19	54

FORMAT 16: SERVICE SPONSORED GRADUATE MEDICAL EDUCATION (SME)

FORMAT 16
PAGE 11
FY81

MEDICAL SPECIALTY	LENGTH OF TRAINING IN YEARS	NEW QUOTA	CURRENT FY81		CURRENT FY82		CURRENT FY83		CURRENT FY84		CURRENT FY85		OVER 5		TOTAL		GRAND TOTAL
			MIL	CIV	MIL	CIV	MIL	CIV	MIL	CIV	MIL	CIV	MIL	CIV	MIL	CIV	

PHYSICAL MEDICINE

FY81

USA	1	1	0	0	0	0	0	0	0	0	0	0	0	0	0	0	0
USN			0	0	0	0	0	0	0	0	0	0	0	0	0	0	0
USAF			0	0	0	0	0	0	0	0	0	0	0	0	0	0	0
TOTAL	1	0	0	0	0	0	0	0	0	0	0	0	0	0	0	0	0

RESIDENCY

USA	3	1	2	0	1	0	0	0	0	0	0	0	0	0	0	6	1	7
USN	3	2	0	1	0	0	0	0	0	0	0	0	0	0	0	0	1	1
USAF			0	0	0	0	0	0	0	0	0	0	0	0	0	0	0	0
TOTAL	2	3	2	2	0	1	0	0	0	0	0	0	0	0	0	6	2	8

PREVENTIVE MEDICINE

RESIDENCY

USA	2	8	0	0	9	0	0	0	0	0	0	0	0	0	0	8	9	17
USN	3	5	0	2	0	4	1	3	0	0	0	0	0	0	0	1	9	10
USAF	2		0	2	0	1	0	0	0	0	0	0	0	0	0	0	3	3
TOTAL	5	8	4	4	0	14	1	3	0	0	0	0	0	0	0	9	21	30

FORMAT 16: SERVICE SPONSORED GRADUATE MEDICAL EDUCATION (ONE)

FORMAT 16
PAGE 12
FY81

MEDICAL SPECIALTY	LENGTH OF TRAINING : IN YEARS	NEW QUOTA : CURRENT	CURRENT : FY81		CURRENT : FY82		CURRENT : FY83		CURRENT : FY84		CURRENT : FY85		OVER 5		TOTAL		GRAND TOTAL
			MIL	CIV	MIL	CIV	MIL	CIV	MIL	CIV	MIL	CIV	MIL	CIV	MIL	CIV	

PSYCHIATRY

FY81

USA	1	14	0	0	0	0	0	0	0	0	0	0	0	0	0	0	0
USN			0	0	0	0	0	0	0	0	0	0	0	0	0	0	0
USAF	1	10	0	0	0	0	0	0	0	0	0	0	0	0	0	0	0
TOTAL		24	0	0	0	0	0	0	0	0	0	0	0	0	0	0	0

RESIDENCY

USA	3	16	0	21	0	19	0	0	0	0	0	0	0	0	56	0	56
USN	3	7	0	9	0	9	0	0	0	0	0	0	0	0	25	0	25
USAF	3	11	1	7	0	7	1	0	0	0	0	0	0	0	25	2	27
TOTAL		34	1	37	0	35	1	0	0	0	0	0	0	0	106	2	108

FELLOWSHIP

USA	2	4	2	5	1	0	0	0	0	0	0	0	0	0	9	3	12
USN			0	0	0	0	0	0	0	0	0	0	0	0	0	0	0
USAF	2	0	1	0	0	0	0	0	0	0	0	0	0	0	0	1	1
TOTAL		4	3	5	1	0	0	0	0	0	0	0	0	0	9	4	13

FORMAT 16: SERVICE SPONSORED GRADUATE MEDICAL EDUCATION (SME)

FORMAT 16
PAGE 13
FY81

MEDICAL SPECIALTY	LENGTH OF TRAINING IN YEARS	NEW QUOTA	CURRENT		CURRENT		CURRENT		CURRENT		OVER 5		TOTAL		GRAND TOTAL	
			FY81	FY82	FY83	FY84	FY85	FY86	FY87	FY88	FY89	FY90	FY91	FY92		
			MIL	CIV	MIL	CIV	MIL	CIV	MIL	CIV	MIL	CIV	MIL	CIV		
RADIOLOGY																
USA	1	10	0	0	0	0	0	0	0	0	0	0	0	0	0	
USN			0	0	0	0	0	0	0	0	0	0	0	0	0	
USAF			0	0	0	0	0	0	0	0	0	0	0	0	0	
TOTAL		10	0	0	0	0	0	0	0	0	0	0	0	0	0	
RESIDENCY																
USA	3		26	4	27	5	28	5	0	0	0	0	0	81	14	95
USN	3	19	20	0	19	0	20	0	0	0	0	0	0	59	0	59
USAF	3		13	3	14	2	14	1	0	0	0	0	0	41	6	47
TOTAL		19	59	7	60	7	62	6	0	0	0	0	0	181	20	201
FELLOWSHIP																
USA	1		2	0	0	0	0	0	0	0	0	0	0	2	0	2
USN	1	2	2	0	0	0	0	0	0	0	0	0	0	2	0	2
USAF	2		1	1	1	0	0	0	0	0	0	0	0	2	1	3
TOTAL		2	5	1	1	0	0	0	0	0	0	0	0	6	1	7
UNDERSEA MEDICINE (NAVY)																
USN			0	0	0	0	0	0	0	0	0	0	0	0	0	0
TOTAL			0	0	0	0	0	0	0	0	0	0	0	0	0	0

FORMAT 16: SERVICE SPONSORED GRADUATE MEDICAL EDUCATION (ONE)

FORMAT 16
PAGE 14
FY81

MEDICAL SPECIALTY	LENGTH OF TRAINING IN YEARS	NEW QUOTA	CURRENT FY81			CURRENT FY82			CURRENT FY83			CURRENT FY84			CURRENT FY85			TOTAL	GRAND TOTAL
			MIL	CIV	TOTAL	MIL	CIV	TOTAL	MIL	CIV	TOTAL	MIL	CIV	TOTAL	MIL	CIV	TOTAL		
SURGERY																			
USA	1	53	0	0	0	0	0	0	0	0	0	0	0	0	0	0	0	0	
USN			0	0	0	0	0	0	0	0	0	0	0	0	0	0	0	0	
USAF	1	34	0	0	0	0	0	0	0	0	0	0	0	0	0	0	0	0	
TOTAL		87	0	0	0	0	0	0	0	0	0	0	0	0	0	0	0	0	
RESIDENCY																			
USA	4		24	1	24	1	24	0	22	2	0	0	0	0	0	0	94	4	98
USN	5	18	15	0	15	0	14	0	12	0	4	0	0	0	0	0	60	0	60
USAF	4		10	3	10	4	14	4	14	1	0	0	0	0	0	48	12	60	
TOTAL		18	49	4	49	5	52	4	48	3	4	0	0	0	0	202	16	218	
FELLOWSHIP																			
USA	2		8	3	7	1	0	0	0	0	0	0	0	0	0	15	4	19	
USN	2	3	4	0	2	0	0	0	0	0	0	0	0	0	0	6	0	6	
USAF	3		2	3	2	1	0	0	0	0	0	0	0	0	0	4	4	8	
TOTAL		3	14	6	11	2	0	0	0	0	0	0	0	0	0	25	8	33	

FORMAT 16: SERVICE SPONSORED GRADUATE MEDICAL EDUCATION (GME)

FORMAT 16
PAGE 15
FY91

MEDICAL SPECIALTY	LENGTH OF TRAINING IN YEARS	NEW QUOTA CURRENT	CURRENT FY11		CURRENT FY12		CURRENT FY13		CURRENT FY14		CURRENT FY15		OVER 5		TOTAL		GRAND TOTAL
			MIL	CIV	MIL	CIV	MIL	CIV	MIL	CIV	MIL	CIV	MIL	CIV	MIL	CIV	

ORTHOPEDIC SURGERY

RESIDENCY

USA	4	12	1	18	1	20	2	22	1	0	0	0	0	0	0	72	5	77
USN	4	14	0	12	0	12	1	15	0	0	0	0	0	0	0	50	1	51
USAF	4	5	10	4	9	5	6	6	9	0	0	0	0	0	0	20	34	54
TOTAL	14	28	11	34	10	37	9	43	10	0	0	0	0	0	0	142	40	182

FELLOWSHIP

USA	2	1	1	0	1	0	0	0	0	0	0	0	0	0	0	1	2	3
USN	1	2	0	0	0	0	0	0	0	0	0	0	0	0	0	2	0	2
USAF	1	0	0	0	0	0	0	0	0	0	0	0	0	0	0	0	0	0
TOTAL	1	3	1	0	1	0	0	0	0	0	0	0	0	0	0	3	2	5

UROLOGY

RESIDENCY

USA	4	10	0	9	2	6	0	7	0	0	0	0	0	0	0	32	2	34
USN	4	7	0	4	0	8	0	6	0	0	0	0	0	0	0	25	0	25
USAF	4	2	1	2	3	3	3	2	3	0	1	0	0	0	0	9	11	20
TOTAL	7	19	1	15	5	17	3	15	3	0	1	0	0	0	0	66	13	79

FELLOWSHIP

USA	0	0	0	0	0	0	0	0	0	0	0	0	0	0	0	0	0	0
USN	0	0	0	0	0	0	0	0	0	0	0	0	0	0	0	0	0	0
USAF	1	0	0	0	0	0	0	0	0	0	0	0	0	0	0	0	0	0
TOTAL	1	0	0	0	0	0	0	0	0	0	0	0	0	0	0	0	0	0

FORMAT 16: SERVICE SPONSORED GRADUATE MEDICAL EDUCATION (GME)

FORMAT 16
PAGE 16
FY81

MEDICAL SPECIALTY	LENGTH OF TRAINING IN YEARS	NEW QUOTA CURRENT	CURRENT FY81		CURRENT FY82		CURRENT FY83		CURRENT FY84		CURRENT FY85		OVER 5		TOTAL		GRAND TOTAL
			MIL	CIV	MIL	CIV	MIL	CIV	MIL	CIV	MIL	CIV	MIL	CIV	MIL	CIV	
USA	5		3	8	11	3	2	1	1	2	1	3	0	0	18	17	35
USN			0	0	0	0	0	0	0	0	0	0	0	0	0	0	0
USAF	5		0	1	0	1	0	4	0	2	0	1	0	0	0	9	9
TOTAL			3	9	11	4	2	5	1	4	1	4	0	0	18	26	44

OTHER (S)

FORMAT 17: SERVICE DEFERRED (NOT SPONSORED) GRADUATE MEDICAL EDUCATION (GME)

FORMAT 17
PAGE 1
FY81

MEDICAL SPECIALTY	LENGTH OF TRAINING IN YEARS	NEW QUOTA	NUMBER OF STUDENTS BY YEAR OF COMPLETION DATE AND SOURCE OF TRAINING					TOTAL	
			CURRENT : FY+1	CURRENT : FY+2	CURRENT : FY+3	CURRENT : FY+4	CURRENT : FY+5		OVER 5
GME-1 (INTERNSHIP)									
USA		23	0	0	0	0	0	0	
USN	1		55	0	0	0	0	55	
USAF			224	0	0	0	0	224	
TOTAL		23	279	0	0	0	0	279	
OTHER GME									
USA			15	25	32	28	28	26	154
USN			0	0	0	0	0	0	0
USAF			173	136	69	46	14	0	438
TOTAL			188	161	101	74	42	26	592
GENERAL MEDICAL OFFICER									
USA		27	0	0	0	0	0	0	0
USN			0	0	0	0	0	0	0
USAF			0	0	0	0	0	0	0
TOTAL		27	0	0	0	0	0	0	0
AVIATION MEDICINE									
RESIDENCY									
USA			0	0	0	0	0	0	0
USN			0	0	0	0	0	0	0
USAF			0	0	0	0	0	0	0
TOTAL			0	0	0	0	0	0	0

FORMAT 17: SERVICE DEFERRED (NOT SPONSORED) GRADUATE MEDICAL EDUCATION (GME)

FORMAT 17
PAGE 2
FY81

MEDICAL SPECIALTY	LENGTH OF TRAINING IN YEARS	NEW QUOTA	NUMBER OF STUDENTS BY YEAR OF COMPLETION DATE AND SOURCE OF TRAINING									
			FY81	FY82	FY83	FY84	FY85	FY86	FY87	FY88	FY89	TOTAL
MEDICAL RESEARCH												
USA			0	0	0	0	0	0	0	0	0	0
USN			0	0	0	0	0	0	0	0	0	0
USAF			0	0	0	0	0	0	0	0	0	0
TOTAL			0	0	0	0	0	0	0	0	0	0
EXECUTIVE MEDICINE												
USA			0	0	0	0	0	0	0	0	0	0
USN			0	0	0	0	0	0	0	0	0	0
USAF			0	0	0	0	0	0	0	0	0	0
TOTAL			0	0	0	0	0	0	0	0	0	0
ANESTHESIOLOGY												
FY81												
USA	1	2	0	0	0	0	0	0	0	0	0	0
USN			0	0	0	0	0	0	0	0	0	0
USAF	1		1	0	0	0	0	0	0	0	0	1
TOTAL			1	0	0	0	0	0	0	0	0	1
RESIDENCY												
USA	2		2	2	1	2	2	2	2	0	0	9
USN	3		0	3	11	0	0	0	0	0	0	19
USAF	2		3	0	0	0	0	0	0	0	0	3
TOTAL			5	10	2	2	2	2	2	0	0	31

FORMAT 17: SERVICE DEFERRED (NOT SPONSORED) GRADUATE MEDICAL EDUCATION (GME)

FORMAT 17
PAGE 3
FY81

MEDICAL SPECIALTY	LENGTH OF TRAINING IN YEARS	NEW QUOTA		NUMBER OF STUDENTS BY YEAR OF COMPLETION DATE AND SOURCE OF TRAINING											
		CURRENT	SCHOOL YEAR	FY+1	FY+2	FY+3	FY+4	FY+5	OVER 5	TOTAL	USA	USN	USAF	TOTAL	
DERMATOLOGY															
RESIDENCY	1			0	0	0	0	0	0	0	0	0	0	0	0
	3			0	0	1	0	0	0	0	0	0	0	0	1
	4			1	2	0	2	0	0	0	0	0	0	0	5
	TOTAL			1	2	1	2	0	0	0	0	0	0	0	6
FELLOWSHIP															
RESIDENCY	2			0	0	1	0	0	0	0	0	0	0	0	1
				0	0	0	0	0	0	0	0	0	0	0	0
	4			0	0	0	1	0	0	0	0	0	0	0	1
	TOTAL			0	0	1	1	0	0	0	0	0	0	0	2
EMERGENCY MEDICAL															
FYGME															
RESIDENCY	1			0	0	0	0	0	0	0	0	0	0	0	0
				0	0	0	0	0	0	0	0	0	0	0	0
	1			5	0	0	0	0	0	0	0	0	0	0	5
	TOTAL			5	0	0	0	0	0	0	0	0	0	0	5
RESIDENCY	2			0	0	0	0	0	0	0	0	0	0	0	0
	3			2	1	0	0	0	0	0	0	0	0	0	3
				4	5	0	0	0	0	0	0	0	0	0	9
	TOTAL			6	6	0	0	0	0	0	0	0	0	0	12

FORMAT 18: ACTIVE DUTY GRADUATE MEDICAL EDUCATION PROGRAMS

MINIMUM : MAXIMUM : MINIMUM : MAXIMUM :
PROGRAM SIZE : PROGRAM SIZE : PROGRAM SIZE : PROGRAM SIZE :

CURRENT FY : FY 1 1

MEDICAL SPECIALTY

GME-1 (INTERNSHIP)

USA	290	512	290	512
USN	263	275	263	275
USAF	174	220	174	220
TOTAL	727	1007	727	1007

OTHER GME

USA	786	1548	786	1548
USN	0	0	0	0
USAF	0	0	0	0
TOTAL	786	1548	786	1548

GENERAL MEDICAL OFFICER

USA	0	0	0	0
USN	0	0	0	0
USAF	0	0	0	0
TOTAL	0	0	0	0

AVIATION MEDICINE

USA	0	0	0	0
USN	0	0	0	0
USAF	12	36	12	36
TOTAL	12	36	12	36

MEDICAL RESEARCH

USA	0	0	0	0
USN	0	0	0	0
USAF	0	0	0	0
TOTAL	0	0	0	0

FORMAT 17: SERVICE DEFERRED (NOT SPONSORED) GRADUATE MEDICAL EDUCATION (GME)

FORMAT 17
PAGE 16
FY81

MEDICAL SPECIALTY	LENGTH OF TRAINING IN YEARS	NEW QUOTA	NUMBER OF STUDENTS BY YEAR OF COMPLETION DATE AND SOURCE OF TRAINING					TOTAL
			FY11	FY12	FY13	FY14	FY15	
OTHER (S)								
USA			2	0	0	0	0	2
USH			0	0	0	0	0	0
USAF			0	0	0	0	0	0
TOTAL			2	0	0	0	0	2

FORMAT 17: SERVICE DEFERRED (NO) SPONSORED) GRADUATE MEDICAL EDUCATION (GME)

FORMAT 17
PAGE 14
FY81

MEDICAL SPECIALTY	LENGTH OF TRAINING IN YEARS	NEW QUOTA	NUMBER OF STUDENTS BY YEAR OF COMPLETION DATE AND SOURCE OF TRAINING					TOTAL
			CURRENT : FY+1	CURRENT : FY+2	CURRENT : FY+3	CURRENT : FY+4	CURRENT : FY+5	
SURGERY								
USA	1	9	0	0	0	0	0	0
USN			0	0	0	0	0	0
USAF	1		23	0	0	0	0	23
TOTAL		9	23	0	0	0	0	23
RESIDENCY								
USA	5		1	1	0	1	13	27
USN	6		1	2	10	15	22	52
USAF	4		7	9	11	14	0	41
TOTAL			9	12	21	30	33	120
FELLOWSHIP								
USA			1	0	0	0	0	1
USN			0	0	0	0	0	0
USAF	4		4	1	3	3	0	11
TOTAL			5	1	3	3	0	12

MEDICAL SPECIALTY	LENGTH OF TRAINING IN YEARS	NEW QUOTA	NUMBER OF STUDENTS BY YEAR OF COMPLETION DATE AND SOURCE OF TRAINING					TOTAL
			FY11	FY12	FY13	FY14	FY15	
PSYCHIATRY								
FYOME								
USA	1	1	0	0	0	0	0	
USN			0	0	0	0	0	
USAF	1		1	0	0	0	1	
TOTAL		1	1	0	0	0	1	
RESIDENCY								
USA	3		1	1	1	0	3	
USN	3		1	3	0	0	4	
USAF	3		8	2	2	0	12	
TOTAL			10	6	3	0	19	
FELLOWSHIP								
USA			0	0	0	0	0	
USN			0	0	0	0	0	
USAF	2		2	1	0	0	3	
TOTAL			2	1	0	0	3	

MEDICAL SPECIALTY	LENGTH OF TRAINING IN YEARS	NEW QUOTA				NUMBER OF STUDENTS BY YEAR OF COMPLETION DATE AND SOURCE OF TRAINING				
		CURRENT	SCHOOL YEAR	FY11	FY12	FY13	FY14	FY15	OVER 5	TOTAL
PHYSICAL MEDICINE										
FY81										
USA	1	0	0	0	0	0	0	0	0	0
USN		0	0	0	0	0	0	0	0	0
USAF	1	0	0	0	0	0	0	0	0	0
TOTAL		0	0	0	0	0	0	0	0	0
RESIDENCY										
USA	2	0	0	0	0	0	0	0	0	0
USN		0	0	0	0	0	0	0	0	0
USAF	2	1	1	0	0	0	0	0	0	2
TOTAL		1	1	0	0	0	0	0	0	2
PREVENTIVE MEDICINE										
RESIDENCY										
USA	2	0	0	0	0	0	0	0	0	0
USN	3	0	1	0	0	0	0	0	0	1
USAF	2	0	2	0	0	0	0	0	0	2
TOTAL		0	3	0	0	0	0	0	0	3

FORMAT 17: SERVICE DEFERRED (NOT SPONSORED) GRADUATE MEDICAL EDUCATION (GME)

FORMAT 17
PAGE 10
FY81

MEDICAL SPECIALTY	LENGTH OF TRAINING IN YEARS	NEW QUOTA	NUMBER OF STUDENTS BY YEAR OF COMPLETION DATE AND SOURCE OF TRAINING					TOTAL
			CURRENT FY11	CURRENT FY12	CURRENT FY13	CURRENT FY14	CURRENT FY15	
PEDIATRICS								
FYGME								
USA	1		0	0	0	0	0	0
USN			0	0	0	0	0	0
USAF	1		17	0	0	0	0	17
TOTAL			17	0	0	0	0	17
RESIDENCY								
USA	2		0	0	0	0	0	0
USN	3		5	6	0	0	0	11
USAF	2		24	13	0	0	0	37
TOTAL			29	19	0	0	0	48
FELLOWSHIP								
USA			0	0	0	0	0	0
USN			0	0	0	0	0	0
USAF	2		0	4	0	0	0	4
TOTAL			0	4	0	0	0	4

FORMAT 17: SERVICE DEFERRED (NOT SPONSORED) GRADUATE MEDICAL EDUCATION (GME)

FORMAT 17
PAGE 9
FY81

MEDICAL SPECIALTY	LENGTH OF TRAINING IN YEARS	NEW QUOTA CURRENT	NUMBER OF STUDENTS BY YEAR OF COMPLETION DATE AND SOURCE OF TRAINING					TOTAL
			FY81	FY82	FY83	FY84	FY85	
PATHOLOGY								
FY81	1	0	0	0	0	0	0	0
USN		0	0	0	0	0	0	0
USAF	1	9	0	0	0	0	0	9
TOTAL		9	0	0	0	0	0	9
RESIDENCY								
USA	4	1	0	0	0	0	0	1
USN	4	0	0	2	0	0	0	2
USAF	3	4	7	4	0	0	0	15
TOTAL		5	7	6	0	0	0	18
FELLOWSHIP								
USA		0	0	0	0	0	0	0
USN		0	0	0	0	0	0	0
USAF	1	0	0	0	0	0	0	0
TOTAL		0	0	0	0	0	0	0

MEDICAL SPECIALTY	LENGTH OF TRAINING IN YEARS	NLW QUOTA CURRENT SCHOOL YEAR	NUMBER OF STUDENTS BY YEAR OF COMPLETION DATE AND SOURCE OF TRAINING									
			FY11	FY12	FY13	FY14	FY15	OVER 5	TOTAL			
OPHTHALMOLOGY												
RESIDENCY												
USA	5		0	0	0	2	2	0	0	0	4	
USN	3		0	0	1	0	0	0	0	0	1	
USAF	4		3	6	4	4	0	0	0	0	17	
TOTAL			3	6	5	6	2	0	0	0	22	
FELLOWSHIP												
USA			0	0	0	0	0	0	0	0	0	
USN			0	0	0	0	0	0	0	0	0	
USAF	2		1	1	0	0	0	0	0	0	2	
TOTAL			1	1	0	0	0	0	0	0	2	
OTORHINOLARYNGOLOGY												
RESIDENCY												
USA	5		1	2	0	0	3	1	1	7		
USN	4		0	0	0	2	0	0	0	2		
USAF	5		3	2	2	2	1	0	0	10		
TOTAL			4	4	2	4	4	1	1	19		
FELLOWSHIP												
USA			0	0	0	0	0	0	0	0	0	
USN			0	0	0	0	0	0	0	0	0	
USAF	2		0	0	0	0	0	0	0	0	0	
TOTAL			0	0	0	0	0	0	0	0	0	

FORMAT 17: SERVICE DEFERRED (NOT SPONSORED) GRADUATE MEDICAL EDUCATION (GME)

FORMAT 17
PAGE 6
FY81

MEDICAL SPECIALTY	LENGTH OF TRAINING IN YEARS	NEW QUOTA CURRENT SCHOOL YEAR	NUMBER OF STUDENTS BY YEAR OF COMPLETION DATE AND SOURCE OF TRAINING					TOTAL
			CURRENT FY+1	CURRENT FY+2	CURRENT FY+3	CURRENT FY+4	CURRENT FY+5	
NEUROLOGY								
FYOME								
USA	1		0	0	0	0	0	0
USN			0	0	0	0	0	0
USAF	1		1	0	0	0	0	1
TOTAL			1	0	0	0	0	1
RESIDENCY								
USA	2		0	1	0	0	0	1
USN	3		0	1	0	0	0	1
USAF	3		1	4	1	0	0	6
TOTAL			1	6	1	0	0	8
FELLOWSHIP								
USA			0	0	0	0	0	0
USN			0	0	0	0	0	0
USAF			0	0	0	0	0	0
TOTAL			0	0	0	0	0	0
NUCLEAR MEDICINE								
FELLOWSHIP								
USA	2		0	0	0	0	0	0
USN			0	0	0	0	0	0
USAF			0	0	0	0	0	0
TOTAL			0	0	0	0	0	0

FORMAT 17: SERVICE DEFERRED (NOT SPONSORED) GRADUATE MEDICAL EDUCATION (GME)

MEDICAL SPECIALTY	LENGTH OF TRAINING IN YEARS	NEW QUOTA	NUMBER OF STUDENTS BY YEAR OF COMPLETION DATE AND SOURCE OF TRAINING					TOTAL	
			CURRENT	FY11	FY12	FY13	FY14		OVER 5
INTERNAL MEDICINE									
FYGME	1	6	0	0	0	0	0	0	0
	USN	0	0	0	0	0	0	0	0
	USAF	0	0	0	0	0	0	0	0
	TOTAL	6	0	0	0	0	0	0	0
RESIDENCY	2	2	9	13	0	0	0	0	24
	USN	4	25	15	0	0	0	0	44
	USAF	40	2	0	0	0	0	0	42
	TOTAL	46	36	28	0	0	0	0	110
FELLOWSHIP	2	0	0	0	0	0	0	0	0
	USN	1	0	0	0	0	0	0	1
	USAF	12	4	4	4	0	0	0	20
	TOTAL	13	4	4	4	0	0	0	21

FORMAT 17: SERVICE DEFERRED (NOT SPONSORED) GRADUATE MEDICAL EDUCATION (GME)

FORMAT 17
PAGE 4
FY81

MEDICAL SPECIALTY	LENGTH OF TRAINING IN YEARS	NEW QUOTA	NUMBER OF STUDENTS BY YEAR OF COMPLETION DATE AND SOURCE OF TRAINING					TOTAL
			FY11	FY12	FY13	FY14	FY15	
FAMILY PRACTICE	1	0	0	0	0	0	0	0
		0	0	0	0	0	0	0
	1	45	0	0	0	0	45	45
	TOTAL	45	0	0	0	0	45	45
RESIDENCY	2	0	2	4	11	0	17	17
	3	13	10	10	0	0	33	33
	2	14	34	0	0	0	48	48
	TOTAL	27	46	14	11	0	98	98

FORMAT 18: ACTIVE DUTY GRADUATE MEDICAL EDUCATION PROGRAMS

FORMAT 18
PAGE 2
FY81

MEDICAL SPECIALTY	CURRENT FY		FY + 1	
	MINIMUM PROGRAM SIZE	MAXIMUM PROGRAM SIZE	MINIMUM PROGRAM SIZE	MAXIMUM PROGRAM SIZE
EXECUTIVE MEDICINE				
USA	0	0	0	0
USN	0	0	0	0
USAF	0	0	0	0
TOTAL	0	0	0	0
ANESTHESIOLOGY				
USA	27	60	27	60
USN	20	60	20	60
USAF	21	27	21	27
TOTAL	68	147	68	147
DERMATOLOGY				
USA	24	42	24	42
USN	8	24	6	18
USAF	9	9	9	9
TOTAL	41	75	39	69
EMERGENCY MEDICINE				
USA	30	40	30	40
USN	0	0	0	0
USAF	0	0	0	0
TOTAL	30	40	30	40
FAMILY PRACTICE				
USA	84	122	84	122
USN	38	92	34	82
USAF	155	157	155	157
TOTAL	277	371	273	361

FORMAT 18: ACTIVE DUTY GRADUATE MEDICAL EDUCATION PROGRAMS

FORMAT 18
PAGE 3
FY81

MEDICAL SPECIALTY	CURRENT FY		FY + 1	
	MINIMUM PROGRAM SIZE	MAXIMUM PROGRAM SIZE	MINIMUM PROGRAM SIZE	MAXIMUM PROGRAM SIZE
INTERNAL MEDICINE				
USA	96	208	96	208
USN	57	150	53	141
USAF	134	196	134	196
TOTAL	287	554	283	545
NEUROLOGY				
USA	12	21	12	21
USN	3	9	2	6
USAF	6	6	6	6
TOTAL	21	36	20	33
NUCLEAR MEDICINE				
USA	8	22	8	22
USN	23	58	22	56
USAF	0	0	0	0
TOTAL	31	80	30	78
OBSTETRICS/GYNECOLOGY				
USA	84	93	84	93
USN	18	27	18	27
USAF	48	56	48	56
TOTAL	150	176	150	176
OPHTHALMOLOGY				
USA	15	36	15	36
USN	16	40	16	40
USAF	6	9	6	9
TOTAL	37	85	37	85

FORMAT 18: ACTIVE DUTY GRADUATE MEDICAL EDUCATION PROGRAMS

FORMAT 18
PAGE 4
FY81

MEDICAL SPECIALTY	CURRENT FY		FY 1	
	MINIMUM PROGRAM SIZE	MAXIMUM PROGRAM SIZE	MINIMUM PROGRAM SIZE	MAXIMUM PROGRAM SIZE
OTORHINOLARYNGOLOGY				
USA	20	40	20	40
USN	8	31	6	25
USAF	12	12	12	12
TOTAL	40	83	38	77
PATHOLOGY				
USA	48	76	48	76
USN	10	42	6	27
USAF	8	12	8	12
TOTAL	66	130	62	115
PEDIATRICS				
USA	56	86	56	86
USN	18	62	16	56
USAF	63	83	63	83
TOTAL	137	231	135	225
PHYSICAL MEDICINE				
USA	1	4	1	4
USN	0	0	0	0
USAF	0	0	0	0
TOTAL	1	4	1	4
PREVENTIVE MEDICINE				
USA	2	10	2	10
USN	5	9	5	9
USAF	2	8	2	8
TOTAL	9	27	9	27

FORMAT 18: ACTIVE DUTY GRADUATE MEDICAL EDUCATION PROGRAMS

FORMAT 18
PAGE 5
FY81

MEDICAL SPECIALTY	CURRENT FY		FY + 1	
	MINIMUM PROGRAM SIZE	MAXIMUM PROGRAM SIZE	MINIMUM PROGRAM SIZE	MAXIMUM PROGRAM SIZE
PSYCHIATRY				
USA	48	75	48	75
USN	15	45	9	27
USAF	32	56	32	56
TOTAL	95	176	89	158
RADIOLOGY				
USA	30	93	30	93
USN	20	62	18	56
USAF	45	53	45	53
TOTAL	95	208	93	202
UNDERSEA MEDICINE (NAVY)				
USN	0	0	0	0
SURGERY				
USA	64	100	64	100
USN	20	66	20	66
USAF	80	112	80	112
TOTAL	164	278	164	278
ORTHOPEDIC SURGERY				
USA	56	84	56	84
USN	12	50	13	54
USAF	26	30	26	30
TOTAL	94	164	95	168

FORMAT 18: ACTIVE DUTY GRADUATE MEDICAL EDUCATION PROGRAMS

FORMAT 18
PAGE 6
FY81

MEDICAL SPECIALTY	CURRENT FY		FY + 1	
	MINIMUM PROGRAM SIZE	MAXIMUM PROGRAM SIZE	MINIMUM PROGRAM SIZE	MAXIMUM PROGRAM SIZE
UROLOGY				
USA	6	32	6	32
USN	6	24	6	24
USAF	8	12	8	12
TOTAL	20	68	20	68
OTHER (S)				
USA	75	304	75	304
USN	0	0	0	0
USAF	0	0	0	0
TOTAL	75	304	75	304

FORMAT 19: AUTHORIZED SPECIALTY END STRENGTHS BY FISCAL YEAR

MEDICAL SPECIALTY	CURRENT FY :					FY + 1 :					FY + 2 :					FY + 3 :					FY + 4 :					FY + 5 :				
	AUTHORIZED END STRENGTH :	AUTHORIZED END STRENGTH :	AUTHORIZED END STRENGTH :	AUTHORIZED END STRENGTH :	AUTHORIZED END STRENGTH :	AUTHORIZED END STRENGTH :	AUTHORIZED END STRENGTH :	AUTHORIZED END STRENGTH :	AUTHORIZED END STRENGTH :	AUTHORIZED END STRENGTH :	AUTHORIZED END STRENGTH :	AUTHORIZED END STRENGTH :	AUTHORIZED END STRENGTH :	AUTHORIZED END STRENGTH :	AUTHORIZED END STRENGTH :	AUTHORIZED END STRENGTH :	AUTHORIZED END STRENGTH :	AUTHORIZED END STRENGTH :	AUTHORIZED END STRENGTH :	AUTHORIZED END STRENGTH :	AUTHORIZED END STRENGTH :	AUTHORIZED END STRENGTH :	AUTHORIZED END STRENGTH :	AUTHORIZED END STRENGTH :	AUTHORIZED END STRENGTH :	AUTHORIZED END STRENGTH :	AUTHORIZED END STRENGTH :			
GME-1 (INTERNSHIP)																														
USA	400	0	0	0	0	400	0	0	0	0	400	0	0	0	0	400	0	0	0	0	400	0	0	0	0	400	0	0	0	0
USN	256	256	256	256	256	256	256	256	256	256	256	256	256	256	256	256	256	256	256	256	256	256	256	256	256	256	256	256	256	256
USAF	189	189	189	189	189	189	189	189	189	189	189	189	189	189	189	189	189	189	189	189	189	189	189	189	189	189	189	189	189	189
TOTAL																														
OTHER GME																														
USA	0	0	0	0	0	0	0	0	0	0	0	0	0	0	0	0	0	0	0	0	0	0	0	0	0	0	0	0	0	0
USN	694	694	728	731	751	728	731	731	751	751	731	731	751	751	764	751	751	751	751	751	751	751	751	751	751	751	751	751	751	764
USAF	660	656	644	644	644	644	644	644	644	644	644	644	644	644	644	644	644	644	644	644	644	644	644	644	644	644	644	644	644	644
TOTAL																														
GENERAL MEDICAL OFFICER																														
USA	437	0	0	0	0	0	0	0	0	0	0	0	0	0	0	0	0	0	0	0	0	0	0	0	0	0	0	0	0	0
USN	450	457	500	521	564	500	521	521	564	564	521	521	564	564	582	564	564	564	564	564	564	564	564	564	564	564	564	564	564	582
USAF	0	0	0	0	0	0	0	0	0	0	0	0	0	0	0	0	0	0	0	0	0	0	0	0	0	0	0	0	0	0
TOTAL																														
AVIATION MEDICINE																														
USA	123	0	0	0	0	0	0	0	0	0	0	0	0	0	0	0	0	0	0	0	0	0	0	0	0	0	0	0	0	0
USN	237	237	245	248	250	245	248	248	250	250	248	248	250	250	250	250	250	250	250	250	250	250	250	250	250	250	250	250	250	250
USAF	552	509	512	530	542	512	530	530	542	542	530	530	542	542	567	542	542	542	542	542	542	542	542	542	542	542	542	542	542	567
TOTAL																														
MEDICAL RESEARCH																														
USA	0	0	0	0	0	0	0	0	0	0	0	0	0	0	0	0	0	0	0	0	0	0	0	0	0	0	0	0	0	0
USN	61	61	61	61	62	61	61	61	62	62	61	61	62	62	62	62	62	62	62	62	62	62	62	62	62	62	62	62	62	62
USAF	0	0	0	0	0	0	0	0	0	0	0	0	0	0	0	0	0	0	0	0	0	0	0	0	0	0	0	0	0	0
TOTAL																														
																										241				

FORMAT 19: AUTHORIZED SPECIALTY END STRENGTHS BY FISCAL YEAR

FORMAT 19
PAGE 2
FY81

MEDICAL SPECIALTY	CURRENT FY :					FY + 1 :					FY + 2 :					FY + 3 :					FY + 4 :					FY + 5 :				
	AUTHORIZED END STRENGTH :	AUTHORIZED END STRENGTH :	AUTHORIZED END STRENGTH :	AUTHORIZED END STRENGTH :	AUTHORIZED END STRENGTH :	AUTHORIZED END STRENGTH :	AUTHORIZED END STRENGTH :	AUTHORIZED END STRENGTH :	AUTHORIZED END STRENGTH :	AUTHORIZED END STRENGTH :	AUTHORIZED END STRENGTH :	AUTHORIZED END STRENGTH :	AUTHORIZED END STRENGTH :	AUTHORIZED END STRENGTH :	AUTHORIZED END STRENGTH :	AUTHORIZED END STRENGTH :	AUTHORIZED END STRENGTH :	AUTHORIZED END STRENGTH :	AUTHORIZED END STRENGTH :	AUTHORIZED END STRENGTH :	AUTHORIZED END STRENGTH :	AUTHORIZED END STRENGTH :	AUTHORIZED END STRENGTH :	AUTHORIZED END STRENGTH :						
EXECUTIVE MEDICINE																														
USA	82	0	0	0	0	0	0	0	0	0	0	0	0	0	0	0	0	0	0	0	0	0	0	0	82					
USN	65	65	65	65	65	66	66	66	66	66	66	66	66	66	66	66	66	66	66	66	66	66	66	66	66	66				
USAF	45	43	43	43	43	43	43	43	43	43	43	43	43	43	43	43	43	43	43	43	43	43	43	43	43	43				
TOTAL																														
ANESTHESIOLOGY																														
USA	110	0	0	0	0	0	0	0	0	0	0	0	0	0	0	0	0	0	0	0	0	0	0	0	0	162				
USN	86	86	104	104	104	104	104	104	104	104	104	104	104	104	104	104	104	104	104	104	104	104	104	104	104	104	119			
USAF	55	55	56	56	59	59	59	59	59	59	59	59	59	59	59	59	59	59	59	59	59	59	59	59	59	59	69			
TOTAL																														
DERMATOLOGY																														
USA	99	0	0	0	0	0	0	0	0	0	0	0	0	0	0	0	0	0	0	0	0	0	0	0	0	0	102			
USN	38	38	39	39	39	39	39	39	39	39	39	39	39	39	39	39	39	39	39	39	39	39	39	39	39	39	39			
USAF	32	45	45	45	47	47	47	47	47	47	47	47	47	47	47	47	47	47	47	47	47	47	47	47	47	47	52			
TOTAL																														
EMERGENCY MEDICINE																														
USA	28	0	0	0	0	0	0	0	0	0	0	0	0	0	0	0	0	0	0	0	0	0	0	0	0	0	137			
USN	6	6	6	6	6	6	6	6	6	6	6	6	6	6	6	6	6	6	6	6	6	6	6	6	6	6	6			
USAF	13	9	9	9	9	9	9	9	9	9	9	9	9	9	9	9	9	9	9	9	9	9	9	9	9	9	26			
TOTAL																														
FAMILY PRACTICE																														
USA	302	0	0	0	0	0	0	0	0	0	0	0	0	0	0	0	0	0	0	0	0	0	0	0	0	0	451			
USN	126	126	144	144	146	146	146	146	146	146	146	146	146	146	146	146	146	146	146	146	146	146	146	146	146	146	155			
USAF	508	524	526	526	555	555	555	555	555	555	555	555	555	555	555	555	555	555	555	555	555	555	555	555	555	555	614			
TOTAL																														
																									243					

FORMAT 19: AUTHORIZED SPECIALTY END STRENGTHS BY FISCAL YEAR

FORMAT 19
PAGE 3
FY 81

: CURRENT FY : FY 1 1 : FY 1 2 : FY 1 3 : FY 1 4 : FY 1 5 :
: AUTHORIZED : AUTHORIZED : AUTHORIZED : AUTHORIZED : AUTHORIZED : AUTHORIZED :
: END STRENGTH : END STRENGTH : END STRENGTH : END STRENGTH : END STRENGTH : END STRENGTH :
:-----

MEDICAL SPECIALTY

INTERNAL MEDICINE

USA	430	0	0	0	0	427
USN	216	233	235	246	250	250
USAF	324	308	310	327	337	360
TOTAL						

NEUROLOGY

USA	64	0	0	0	0	72
USN	26	27	27	29	30	30
USAF	27	25	26	27	29	29
TOTAL						

NUCLEAR MEDICINE

USA	29	0	0	0	0	55
USN	6	6	6	6	6	6
USAF	0	0	0	0	0	0
TOTAL						

OBSTETRICS/GYNECOLOGY

USA	272	0	0	0	0	316
USN	110	110	131	139	154	154
USAF	168	188	205	211	228	228
TOTAL						

OPHTHALMOLOGY

USA	91	0	0	0	0	104
USN	45	48	48	50	52	52
USAF	46	52	56	57	61	61
TOTAL						

245

FORMAT 19: AUTHORIZED SPECIALTY END STRENGTHS BY FISCAL YEAR

FORMAT 19
PAGE 4
FY81

: CURRENT FY : FY + 1 : FY + 2 : FY + 3 : FY + 4 : FY + 5 :
: AUTHORIZED : AUTHORIZED : AUTHORIZED : AUTHORIZED : AUTHORIZED : AUTHORIZED :
: END STRENGTH : END STRENGTH : END STRENGTH : END STRENGTH : END STRENGTH : END STRENGTH :
:-----

MEDICAL SPECIALTY

OTORHINOLARYNGOLOGY

	USA	USN	USAF	TOTAL
	73	48	50	119
	0	48	42	90
	0	55	43	98
	0	55	45	100
	0	64	47	111

PATHOLOGY

	USA	USN	USAF	TOTAL
	207	70	70	347
	0	72	74	146
	0	72	74	146
	0	72	78	150
	0	72	80	152

PEDIATRICS

	USA	USN	USAF	TOTAL
	324	160	232	716
	0	162	223	385
	0	173	224	397
	0	176	234	410
	0	180	243	423

PHYSICAL MEDICINE

	USA	USN	USAF	TOTAL
	25	1	0	26
	0	1	1	2
	0	1	2	3
	0	1	3	4
	0	1	4	5

PREVENTIVE MEDICINE

	USA	USN	USAF	TOTAL
	65	82	9	156
	0	83	9	92
	0	84	9	93
	0	84	9	93
	0	84	9	93

FORMAT 19: AUTHORIZED SPECIALTY END STRENGTHS BY FISCAL YEAR

: CURRENT FY : FY + 1 : FY + 2 : FY + 3 : FY + 4 : FY + 5 :

MEDICAL SPECIALTY : AUTHORIZED : AUTHORIZED : AUTHORIZED : AUTHORIZED : AUTHORIZED : AUTHORIZED :
: END STRENGTH : END STRENGTH : END STRENGTH : END STRENGTH : END STRENGTH : END STRENGTH :

PSYCHIATRY

	USA	USN	USAF	TOTAL
	209	95	117	
	0	96	114	
	0	101	114	
	0	102	121	
	0	105	125	
	248	107	133	

RADIOLOGY

	USA	USN	USAF	TOTAL
	162	93	124	
	0	97	140	
	0	97	140	
	0	97	147	
	0	98	153	
	233	100	164	

UNDERSEA MEDICINE (NAVY)

	USN
	54
	55
	62
	64
	64
	64

SURGERY

	USA	USN	USAF	TOTAL
	312	151	229	
	0	152	290	
	0	178	290	
	0	178	308	
	0	183	320	
	317	190	340	

ORTHOPEDIC SURGERY

	USA	USN	USAF	TOTAL
	197	79	106	
	0	79	132	
	0	91	132	
	0	91	141	
	0	103	147	
	282	112	159	

FORMAT 10: AUTHORIZED SPECIALTY END STRENGTHS BY FISCAL YEAR

FORMAT 19
PAGE 6
FY81

: CURRENTLY : FY + 1 : FY + 2 : FY + 3 : FY + 4 : FY + 5 :
: AUTHORIZED : AUTHORIZED : AUTHORIZED : AUTHORIZED : AUTHORIZED : AUTHORIZED :
: END STRENGTH : END STRENGTH : END STRENGTH : END STRENGTH : END STRENGTH : END STRENGTH :
:-----

MEDICAL SPECIALTY

OBSTETRICS

	84	0	0	0	0	102
USA	84	0	0	0	0	102
USN	35	35	38	38	38	39
USAF	46	56	56	60	62	66
TOTAL						

OTHER (S)

	429	0	0	0	0	630
USA	429	0	0	0	0	630
USN	334	338	341	341	341	341
USAF	0	8	8	8	9	9
TOTAL						

FORMAT 20: PHYSICIAN ACCESSIONS BY PAY GRADE AT TIME OF REPORT

FORMAT 20
PAGE 1
FY81

SOURCE	PAY GRADE						TOTAL
	03	04	05	06	07	08	

AFHPSP

USA	352	0	0	0	0	752
USN	277	0	0	0	0	277
USAF	400	6	1	0	0	407
TOTAL	1029	6	1	0	0	1036

USUHS

USA	23	0	0	0	0	23
USN	22	0	0	0	0	22
USAF	17	0	0	0	0	17
TOTAL	62	0	0	0	0	62

ROTC ED DELAY

USA	33	0	0	0	0	33
USN	0	0	0	0	0	0
USAF	4	4	0	0	0	8
TOTAL	37	4	0	0	0	41

DIRECT ACCESSIONS

USA	128	72	52	7	259
USN	59	27	15	10	111
USAF	49	56	20	0	125
TOTAL	236	155	87	17	495

OTHER (S)

USA	6	0	0	0	6
USN	12	0	1	0	19
USAF	24	0	0	0	24
TOTAL	42	0	1	0	49

FORMAT 20: PHYSICIAN ACCESSIONS BY PAY GRADE AT TIME OF REPORT

FORMAT 20
PAGE 2
FY81

SOURCE	PAY GRADE					TOTAL
	03	04	05	06	TOTAL	
USA	542	72	52	7	673	
USN	376	27	16	10	429	
USAF	494	66	21	0	581	
TOTAL	1412	165	89	17	1683	

FORMAT 21: DIRECT ACCESSION PHYSICIANS BY PAY GRADE AT TIME OF REPORT

PAY GRADE	FOREIGN MEDICAL GRADUATE (FMG) ACCESSIONS				AMERICAN MEDICAL GRADUATE ACCESSIONS	TOTAL DIRECT ACCESSIONS
	NUMBER OF ALIENS	NUMBER OF U.S. CITIZENS		TOTAL FMG		
		NATIVE	NATURALIZED			
0-6						
USA	0	0	0	0	7	7
USN	0	0	0	0	10	10
USAF	0	0	0	0	0	0
TOTAL	0	0	0	0	17	17
0 5						
USA	0	1	12	13	39	52
USN	0	0	1	1	14	15
USAF	2	1	5	8	12	20
TOTAL	2	2	18	22	65	87
0-4						
USA	11	2	17	30	42	72
USN	3	1	3	7	20	27
USAF	15	3	2	20	36	56
TOTAL	29	6	22	57	98	155
0-3						
USA	18	6	19	43	85	128
USN	0	3	2	5	54	59
USAF	15	2	5	22	27	49
TOTAL	33	11	26	70	166	236
TOTAL						
USA	29	9	48	86	173	259
USN	3	4	6	13	98	111
USAF	32	6	12	50	75	125
TOTAL	64	19	66	149	346	495

257

FORMAT 25: DENTISTS DUTY SPECIALITIES BY YEARS OF SERVICE

FORMAT 25
PAGE 3A
FY81

TOTAL ACTIVE FEDERAL SERVICE BY YEAR OF SERVICE GROUPS

SPECIALTY	1	2	3	4	5	6	7	8	9	10	11	12	13	14	15	16
AT LEAST	0	0	0	0	0	0	0	0	0	0	0	0	0	0	0	0
BUT LESS THAN	0	0	0	0	0	0	0	0	0	0	0	0	0	0	0	0

PERIODONTIST

USA	0	0	1	1	1	1	1	2	3	0	3	0	2	4	2	
USN	0	0	0	1	0	0	6	2	6	2	1	2	2	4	4	
USAF	3	4	1	1	4	1	6	2	3	5	3	6	1	1	3	
TOTAL	3	4	2	2	6	2	7	9	7	14	5	7	8	5	9	

PREVENTIVE DENTISTRY/PUBLIC HEALTH

USA	0	0	0	0	0	1	0	0	1	1	0	0	0	0	0	
USN	0	0	2	0	0	1	0	0	2	1	2	0	0	1	0	
USAF	0	0	0	0	0	0	0	0	0	0	0	0	0	0	0	
TOTAL	0	0	2	0	0	2	0	0	3	2	2	0	0	1	0	

PROSTHODONTIST

USA	0	0	0	2	5	1	5	2	3	6	5	7	7	10	10	7
USN	0	0	0	1	0	0	3	3	6	5	7	6	7	5	5	6
USAF	0	4	2	2	1	2	2	3	1	4	7	5	4	3	5	6
TOTAL	0	4	2	5	6	3	10	8	10	15	19	18	18	18	20	19

RESEARCH DENTIST (NAVY ONLY)

USN	0	0	0	0	0	0	0	0	0	1	1	0	0	1	0	0
-----	---	---	---	---	---	---	---	---	---	---	---	---	---	---	---	---

COMPREHENSIVE DENTIST (NAVY ONLY)

USN	0	0	0	0	0	4	4	4	12	13	16	9	10	9	5	1
-----	---	---	---	---	---	---	---	---	----	----	----	---	----	---	---	---

OPERATIVE DENTIST (NAVY ONLY)

USN	0	0	0	0	0	0	0	0	0	1	1	1	1	3	0	0
-----	---	---	---	---	---	---	---	---	---	---	---	---	---	---	---	---

ORAL DIAGNOSTICIAN (NAVY ONLY)

USN	0	0	0	0	0	0	0	0	0	0	2	0	0	0	0	0
-----	---	---	---	---	---	---	---	---	---	---	---	---	---	---	---	---

FORMAT 25: DENTISTS DUTY SPECIALTIES BY YEARS OF SERVICE

FORMAT 25
PAGE 28
FY81

TOTAL ACTIVE FEDERAL SERVICE BY YEAR OF SERVICE GROUPS

SPECIALTY : AT LEAST : 16 : 17 : 18 : 19 : 20 : 21 : 22 : 23 : 24 : 25 : 26 : 27 : 28 : 29 : 30 : + : TOTAL :
: BUT LESS THAN : 17 : 18 : 19 : 20 : 21 : 22 : 23 : 24 : 25 : 26 : 27 : 28 : 29 : 30 : + : TOTAL :

MAXILLOFACIAL PROSTHETIST

USA	0	0	0	0	0	0	0	0	0	0	0	0	0	0	0	0	0
USN	0	0	0	1	1	0	2	0	0	1	3	0	0	0	0	0	9
USAF	0	0	0	0	0	0	0	0	0	0	0	0	0	0	0	0	0
TOTAL	0	0	0	1	1	0	2	0	1	3	0	0	0	0	0	0	9

ORAL PATHOLOGIST

USA	0	1	1	2	0	1	0	0	2	0	0	0	0	0	0	0	15
USN	0	0	1	0	1	1	0	1	0	0	0	0	0	0	0	0	6
USAF	0	1	0	0	0	0	0	0	0	1	0	0	0	0	0	0	6
TOTAL	0	2	2	2	1	2	0	1	2	1	0	0	0	0	0	0	27

ORAL SURGEON

USA	3	4	1	5	5	4	3	2	1	0	1	1	1	0	0	0	71
USN	4	5	6	5	2	4	2	3	0	2	1	0	2	2	1	1	80
USAF	1	8	4	4	2	0	3	1	0	0	0	1	0	0	0	0	77
TOTAL	8	17	11	14	9	8	8	6	1	2	2	2	2	2	1	1	228

ORTHODONTIST

USA	1	2	0	1	1	1	0	1	0	0	0	0	0	0	0	0	29
USN	0	0	1	1	0	0	0	0	0	0	0	0	0	0	0	0	7
USAF	1	1	2	0	1	0	0	1	0	0	0	0	0	0	0	0	23
TOTAL	2	3	3	2	2	1	0	2	0	0	0	0	0	0	0	0	59

PEDIODONTIST

USA	1	2	4	2	1	0	0	0	0	0	0	0	0	0	0	0	28
USN	0	0	0	0	0	0	0	0	0	0	0	0	0	0	0	0	2
USAF	0	0	0	0	0	0	0	0	0	0	0	0	0	0	0	0	1
TOTAL	1	2	4	2	1	0	0	0	0	0	0	0	0	0	0	0	31

FORMAT 25: DENTISTS DUTY SPECIALTIES BY YEARS OF SERVICE

TOTAL ACTIVE FEDERAL SERVICE BY YEAR OF SERVICE GROUPS

SPECIALTY	1	2	3	4	5	6	7	8	9	10	11	12	13	14	15
AT LEAST	1	2	3	4	5	6	7	8	9	10	11	12	13	14	15
BUT LESS THAN	2	3	4	5	6	7	8	9	10	11	12	13	14	15	16

MAXILLOFACIAL PROSTHETIST

USA	0	0	0	0	0	0	0	0	0	0	0	0	0	0	0	0
USN	0	0	0	0	0	0	0	0	0	1	0	0	0	0	0	0
USAF	0	0	0	0	0	0	0	0	0	0	0	0	0	0	0	0
TOTAL	0	0	0	0	0	0	0	0	0	1	0	0	0	0	0	0

ORAL PATHOLOGIST

USA	0	0	0	0	0	2	0	1	0	1	0	3	1	0	0	0
USN	0	0	0	0	0	0	0	0	1	0	0	0	0	0	0	1
USAF	0	0	1	1	0	0	0	1	0	0	0	0	0	0	0	1
TOTAL	0	0	1	1	0	2	0	2	1	1	0	3	1	0	0	2

ORAL SURGEON

USA	0	0	1	2	0	2	4	0	6	5	4	5	3	2	2	5
USN	2	0	0	0	1	0	0	2	1	5	4	9	3	7	3	4
USAF	0	3	3	5	0	2	9	1	2	5	5	9	5	2	0	2
TOTAL	2	3	4	7	1	4	13	3	9	15	13	23	11	11	5	11

ORTHODONTIST

USA	0	0	0	1	1	0	3	2	2	0	4	1	5	1	0	2
USN	0	1	0	0	2	0	0	0	1	0	0	0	0	1	0	0
USAF	1	0	2	0	1	2	0	0	1	2	3	2	2	0	1	0
TOTAL	1	1	2	1	4	2	3	2	4	2	7	3	7	2	1	2

PERIODONTIST

USA	0	0	0	1	0	3	0	1	1	1	1	7	1	2	0	0
USN	1	0	1	0	0	0	0	0	0	0	0	0	0	0	0	0
USAF	1	0	0	0	0	0	0	0	0	0	0	0	0	0	0	0
TOTAL	2	0	1	1	0	3	0	1	1	1	1	7	1	2	0	0

FORMAT 25: DENTISTS DUTY SPECIALTIES BY YEARS OF SERVICE

FORMAT 25
PAGE 18
FY81

TOTAL ACTIVE FEDERAL SERVICE BY YEAR OF SERVICE GROUPS

SPECIALTY	16	17	18	19	20	21	22	23	24	25	26	27	28	29	30	TOTAL
AT LEAST	17	18	19	20	21	22	23	24	25	26	27	28	29	30	+	TOTAL
BUT LESS THAN	17	18	19	20	21	22	23	24	25	26	27	28	29	30	+	TOTAL

GRADUATE DENTAL EDUCATION

USA	0	0	0	0	0	0	0	0	0	0	0	0	0	0	0	167
USN	0	1	1	0	0	0	0	0	0	0	0	0	0	0	0	103
USAF	0	0	0	0	0	0	0	0	0	0	0	0	0	0	0	163
TOTAL	0	1	1	0	0	0	0	0	0	0	0	0	0	0	0	433

EXECUTIVE DENTISTRY

USA	2	1	2	2	2	3	5	5	6	3	4	7	4	1	0	54
USN	0	2	1	3	2	4	2	4	3	5	4	3	1	3	2	39
USAF	1	0	1	2	3	1	1	5	1	2	1	0	1	1	0	22
TOTAL	3	3	4	7	7	8	8	14	10	10	9	10	6	5	2	115

GENERAL DENTAL OFFICER

USA	4	6	17	9	10	10	9	6	11	3	5	3	3	2	2	352
USN	7	8	8	8	7	11	5	7	7	5	0	5	0	2	9	960
USAF	6	14	17	21	14	14	12	12	7	6	3	5	1	1	0	986
TOTAL	17	28	42	38	31	35	26	25	25	14	8	13	4	5	11	2298

DENTAL OFFICER (ARMY ONLY)

USA	1	2	1	1	4	5	3	0	1	0	0	0	0	0	0	863
-----	---	---	---	---	---	---	---	---	---	---	---	---	---	---	---	-----

ENDODONTIST

USA	2	2	1	3	1	3	2	0	1	1	1	0	0	0	0	43
USN	2	6	5	9	6	4	6	0	0	0	0	1	0	0	0	65
USAF	0	2	3	4	1	0	0	0	0	0	0	0	0	0	0	37
TOTAL	4	10	9	16	8	7	8	0	1	1	1	1	0	0	0	145

TOTAL ACTIVE FEDERAL SERVICE BY YEAR OF SERVICE GROUPS

SPECIALTY : AT LEAST : 1 : 2 : 3 : 4 : 5 : 6 : 7 : 8 : 9 : 10 : 11 : 12 : 13 : 14 : 15 : 16 :
: BUT LESS THAN : 1 : 2 : 3 : 4 : 5 : 6 : 7 : 8 : 9 : 10 : 11 : 12 : 13 : 14 : 15 : 16 :

GRADUATE DENTAL EDUCATION

USA	0	120	47	0	0	0	0	0	0	0	0	0	0	0	0	0	0	0	0
USN	0	0	0	0	2	6	21	18	6	14	14	6	4	2	8	0			
USAF	50	1	3	14	11	25	13	4	11	6	10	3	6	3	1	2			
TOTAL	50	121	50	14	13	31	34	22	17	20	24	9	10	5	9	2			

EXECUTIVE DENTISTRY

USA	0	0	0	0	0	0	0	0	0	0	0	3	1	0	0	2	1		
USN	0	0	0	0	0	0	0	-0	0	0	0	0	0	0	0	0	0		
USAF	0	0	0	0	0	0	0	0	0	0	0	0	0	0	1	1	0		
TOTAL	0	0	0	0	0	0	0	0	0	0	3	1	0	1	3	1			

GENERAL DENTAL OFFICER

USA	0	0	9	12	29	11	24	22	31	24	22	18	23	7	10	10			
USN	151	120	163	92	75	52	57	36	19	26	19	12	22	13	6	8			
USAF	19	157	178	110	72	66	46	44	35	27	16	25	23	13	11	11			
TOTAL	170	277	350	214	176	129	127	102	85	77	57	55	68	33	27	29			

DENTAL OFFICER (ARMY ONLY)

USA	0	145	82	165	197	64	69	41	21	23	17	9	1	7	3	1			
-----	---	-----	----	-----	-----	----	----	----	----	----	----	---	---	---	---	---	--	--	--

ENDODONTIST

USA	0	0	0	2	2	0	0	2	1	1	2	6	2	1	1	4			
USN	0	0	0	0	0	0	0	0	0	3	5	5	5	3	2	3			
USAF	1	2	0	0	0	1	3	4	3	5	4	2	0	1	1	0			
TOTAL	1	2	0	2	2	1	3	6	4	9	11	15	7	5	4	7			

FORMAT 24: DENTIST REQUIREMENTS, AUTHORIZATIONS, AND LRD STRENGTHS BY DUTY SPECIALTY

FORMAT 24
PAGE 4
FY81

SPECIALTY	: SERVICE REQUIREMENT :		: BUDGET AUTHORIZATION :		: END STRENGTH :	
	TOTAL	:	TOTAL	:	DUTY FORCE	TRAINING
						TOTAL
OTHER (1)						
USA	0		0		0	0
USN	61		61		0	0
USAF	0		0		7	7
TOTAL	61		61		7	7
OTHER (S)						
USA	0		0		0	0
USN	14		14		0	0
USAF	0		0		0	0
TOTAL	14		14		0	0
TOTAL						
USA	2413		1823		1654	1821
USN	1730		1635		1535	1638
USAF	1624		1507		1340	1503
TOTAL	5767		4965		4529	4962

FORMAT 24: DENTIST REQUIREMENTS, AUTHORIZATIONS, AND END STRENGTHS BY DUTY SPECIALTY

FORMAT 24
PAGE 3
FY81

SPECIALTY	: SERVICE REQUIREMENT :		: BUDGET AUTHORIZATION :		: END STRENGTH :	
	TOTAL	:	TOTAL	:	DUTY FORCE	TRAINING
					TOTAL	TOTAL
PERIODONTIST						
USA	83		66		51	0
USN	64		62		69	9
USAF	105		105		75	0
TOTAL	252		233		186	9
PREVENTIVE DENTISTRY/PUBLIC HEALTH						
USA	25		14		9	0
USN	12		10		14	0
USAF	0		0		0	0
TOTAL	37		24		23	0
PROSTHODONTIST						
USA	202		166		139	0
USN	106		106		115	10
USAF	102		102		106	0
TOTAL	410		374		360	10
RESEARCH DENTIST (NAVY ONLY)						
USN	17		17		7	1
COMPREHENSIVE DENTIST (NAVY ONLY)						
USN	176		176		153	8
OPERATIVE DENTIST (NAVY ONLY)						
USN	11		11		10	4
ORAL DIAGNOSTICIAN (NAVY ONLY)						
USN	20		14		8	3

FORMAT 24: DENTIST REQUIREMENTS, AUTHORIZATIONS, AND END STRENGTHS BY DUTY SPECIALTY

FORMAT 24
PAGE 2
FY81

SPECIALTY	: SERVICE REQUIREMENT :		: BUDGET AUTHORIZATION :		: END STRENGTH :	
	TOTAL	:	TOTAL	:	DUTY FORCE	TRAINING
					TOTAL	TOTAL
MAXILLOFACIAL PROSTHETIST						
USA	0		0		0	0
USN	5		5		2	11
USAF	0		0		0	0
TOTAL	5		5		2	11
ORAL PATHOLOGIST						
USA	30		22		15	0
USN	5		5		4	10
USAF	3		3		0	6
TOTAL	38		30		19	16
ORAL SURGEON						
USA	146		92		71	0
USN	95		91		18	98
USAF	123		94		0	77
TOTAL	364		277		89	175
ORTHODONTIST						
USA	52		33		0	29
USN	8		8		2	9
USAF	26		26		0	23
TOTAL	86		67		2	61
PERIODONTIST						
USA	49		33		0	28
USN	8		8		1	3
USAF	0		0		0	1
TOTAL	57		41		1	32
						271

FORMAT 24: DENTIST REQUIREMENTS, AUTHORIZATIONS, AND END STRENGTHS BY DUTY SPECIALTY

SPECIALTY	: SERVICE REQUIREMENT :		: BUDGET AUTHORIZATION :		: END STRENGTH :	
	TOTAL	:	TOTAL	:	DUTY FORCE	: TRAINING : TOTAL
GRADUATE DENTAL EDUCATION						
USA	0	:	0	:	0	167
USN	99	:	98	:	0	0
USAF	156	:	156	:	163	163
TOTAL	255	:	254	:	330	330
EXECUTIVE DENTISTRY						
USA	84	:	71	:	54	0
USN	39	:	39	:	0	39
USAF	22	:	23	:	0	22
TOTAL	145	:	133	:	115	0
GENERAL DENTAL OFFICER						
USA	498	:	408	:	352	0
USN	934	:	954	:	960	33
USAF	1042	:	953	:	986	0
TOTAL	2474	:	2215	:	2298	33
DENTAL OFFICER (ARMY ONLY)						
USA	1180	:	867	:	863	0
ENDODONTIST						
USA	64	:	51	:	43	0
USN	56	:	56	:	65	8
USAF	45	:	45	:	37	0
TOTAL	165	:	152	:	145	8

FORMAT 23: DENTISTS IN ADMINISTRATIVE AND NONADMINISTRATIVE/NONPATIENT CARE BILLETS

FORMAT 23
PAGE 3
FY81

SPECIALTY	NUMBER OF DENTISTS			TOTAL
	ADMINISTRATIVE	NONADMINISTRATIVE	NONPATIENT CARE	
PREVENTIVE DENTISTRY/PUBLIC HEALTH				
USA	3	3		6
USN	0	0		0
USAF	0	0		0
TOTAL	3	3		6
PROSTHODONTIST				
USA	12	4		17
USN	4	0		4
USAF	1	1		2
TOTAL	18	5		23
RESEARCH DENTIST (NAVY ONLY)				
USN	0	8		8
COMPREHENSIVE DENTIST (NAVY ONLY)				
USN	0	0		0
OPERATIVE DENTIST (NAVY ONLY)				
USN	3	0		3
ORAL DIAGNOSTICIAN (NAVY ONLY)				
USN	4	0		4
TOTAL				
USA	54	20		74
USN	39	18		57
USAF	15	10		25
TOTAL	108	48		156

FORMAT 23: DENTISTS IN ADMINISTRATIVE AND NONADMINISTRATIVE/NONPATIENT CARE BILLETS

FORMAT 23
PAGE 2
FY81

NUMBER OF DENTISTS

SPECIALTY : ADMINISTRATIVE : NONADMINISTRATIVE : TOTAL

ORAL PATHOLOGIST

USA	1	2	3
USN	0	0	0
USAF	0	0	0
TOTAL	1	2	3

ORAL SURGEON

USA	3	1	4
USN	7	0	7
USAF	0	0	0
TOTAL	10	1	11

ORTHODONTIST

USA	2	1	3
USN	0	0	0
USAF	1	0	1
TOTAL	3	1	4

PEDDONTIST

USA	1	0	1
USN	0	0	0
USAF	0	0	0
TOTAL	1	0	1

PERIODONTIST

USA	4	1	5
USN	3	0	3
USAF	2	0	2
TOTAL	9	1	10

265

SPECIALTY	NUMBER OF DENTISTS				TOTAL
	ADMINISTRATIVE	NONADMINISTRATIVE NONPATIENT CARE	ADMINISTRATIVE	NONADMINISTRATIVE NONPATIENT CARE	
GRADUATE DENTAL EDUCATION					
USA	0	0	0	0	0
USN	0	0	0	0	0
USAF	0	0	0	0	0
TOTAL	0	0	0	0	0
EXECUTIVE DENTISTRY					
USA	7	0	0	0	7
USN	0	0	0	0	0
USAF	1	0	0	0	1
TOTAL	8	0	0	0	8
GENERAL DENTAL OFFICER					
USA	18	8	8	8	26
USN	17	10	10	10	27
USAF	10	9	9	9	19
TOTAL	45	27	27	27	72
ENDODONTIST					
USA	2	0	0	0	2
USN	1	0	0	0	1
USAF	0	0	0	0	0
TOTAL	3	0	0	0	3
MAXILLOFACIAL PROSTHETIST					
USA	0	0	0	0	0
USN	0	0	0	0	0
USAF	0	0	0	0	0
TOTAL	0	0	0	0	0

FORMAT 22: FOREIGN MEDICAL GRADUATE (FMG) PHYSICIANS CURRENTLY ON ACTIVE DUTY BY CITIZENSHIP

FORMAT 22
PAGE 2
FY81

PAY GRADE	TOTAL FMG ON ACTIVE DUTY			NUMBER OF U.S. CITIZENS			TOTAL FMG
	NUMBER OF ALIENS	NATIVE	NATURALIZED	NATIVE	NATURALIZED	FMG	
USA	63	19	70	19	70	152	
USN	50	26	79	26	79	155	
USAF	95	40	101	40	101	236	
TOTAL	208	85	250	85	250	543	
USA	14	19	26	19	26	59	
USN	7	14	10	14	10	31	
USAF	40	24	20	24	20	64	
TOTAL	61	57	56	57	56	174	

0-4

0-3

FORMAT 22: FOREIGN MEDICAL GRADUATE (FMG) PHYSICIANS CURRENTLY ON ACTIVE DUTY BY CITIZENSHIP

FORMAT 22
PAGE 1
FY81

PAY GRADE	TOTAL FMG ON ACTIVE DUTY				
	NUMBER OF ALIENS	NATIVE	NATURALIZED	TOTAL U.S. CITIZENS	TOTAL FMG
0 7 OR ABOVE					
USA	0	0	0	0	0
USN	0	0	0	0	0
USAF	0	0	0	0	0
TOTAL	0	0	0	0	0
0-6					
USA	2	23	42	67	67
USN	0	12	8	20	20
USAF	1	8	17	26	26
TOTAL	3	43	67	113	113
0-5					
USA	11	22	49	82	82
USN	15	8	57	80	80
USAF	19	28	93	140	140
TOTAL	45	58	199	302	302

FORMAT 25: DENTISTS DUTY SPECIALTIES BY YEARS OF SERVICE

FORMAT 25
PAGE 38
FY81

TOTAL ACTIVE FEDERAL SERVICE BY YEAR OF SERVICE GROUPS

SPECIALTY : AT LEAST : 16 : 17 : 18 : 19 : 20 : 21 : 22 : 23 : 24 : 25 : 26 : 27 : 28 : 29 : 30 : + : TOTAL :
 BUT LESS THAN : 17 : 18 : 19 : 20 : 21 : 22 : 23 : 24 : 25 : 26 : 27 : 28 : 29 : 30 : + : TOTAL :

PERIODONTIST

USA	4	4	6	5	3	2	2	0	0	2	1	0	0	0	0	0	51
USN	1	1	3	3	5	6	3	1	0	2	1	0	0	1	3	60	
USAF	3	4	3	8	3	2	0	2	3	0	0	0	0	0	0	75	
TOTAL	8	9	12	16	11	10	5	3	3	4	2	0	0	1	3	186	

PREVENTIVE DENTISTRY/PUBLIC HEALTH

USA	0	0	1	1	0	0	1	2	1	0	0	0	0	0	0	9
USN	0	1	1	1	1	0	1	0	0	0	0	0	0	0	0	14
USAF	0	0	0	0	0	0	0	0	0	0	0	0	0	0	0	0
TOTAL	0	1	2	2	1	0	2	2	1	0	0	0	0	0	0	23

PROSTHODONTIST

USA	5	7	3	12	15	9	3	3	4	2	4	0	0	1	1	139
USN	7	5	6	9	9	2	3	5	5	3	2	2	0	0	3	115
USAF	3	4	9	7	9	8	2	2	2	5	1	0	1	1	1	106
TOTAL	15	16	18	28	33	19	8	10	11	10	7	2	1	2	5	360

RESEARCH DENTIST (NAVY ONLY)

USN	0	0	0	0	0	0	0	0	0	1	0	0	0	0	0	4
-----	---	---	---	---	---	---	---	---	---	---	---	---	---	---	---	---

COMPREHENSIVE DENTIST (NAVY ONLY)

USN	7	9	10	5	6	5	3	2	1	9	4	2	2	0	5	153
-----	---	---	----	---	---	---	---	---	---	---	---	---	---	---	---	-----

OPERATIVE DENTIST (NAVY ONLY)

USN	0	1	0	1	0	0	1	0	0	0	0	0	0	0	0	10
-----	---	---	---	---	---	---	---	---	---	---	---	---	---	---	---	----

ORAL DIAGNOSTICIAN (NAVY ONLY)

USN	1	2	0	1	1	0	0	0	1	0	0	0	0	0	0	8
-----	---	---	---	---	---	---	---	---	---	---	---	---	---	---	---	---

FORMAT 25: DENTISTS DUTY SPECIALTIES BY YEARS OF SERVICE

TOTAL ACTIVE FEDERAL SERVICE BY YEAR OF SERVICE GROUPS

SPECIALTY :
: AT LEAST : 1 : 2 : 3 : 4 : 5 : 6 : 7 : 8 : 9 : 10 : 11 : 12 : 13 : 14 : 15 : 16 :
: BUT LESS THAN : 1 : 2 : 3 : 4 : 5 : 6 : 7 : 8 : 9 : 10 : 11 : 12 : 13 : 14 : 15 : 16 :

OTHER (1)

USA	0	0	0	0	0	0	0	0	0	0	0	0	0	0	0	0
USN	0	0	0	0	0	0	0	0	0	0	0	0	0	0	0	0
USAF	0	1	1	1	0	0	1	0	0	0	1	0	1	0	0	0
TOTAL	0	1	1	1	0	0	1	0	0	0	1	0	1	0	0	0

OTHER (S)

USA	0	0	0	0	0	0	0	0	0	0	0	0	0	0	0	0
USN	0	0	0	0	0	0	0	0	0	0	0	0	0	0	0	0
USAF	0	0	0	0	0	0	0	0	0	0	0	0	0	0	0	0
TOTAL	0	0	0	0	0	0	0	0	0	0	0	0	0	0	0	0

TOTAL

USA	0	265	140	186	235	82	109	71	68	64	60	59	45	33	32	32
USN	154	121	166	93	81	58	86	69	47	77	73	51	54	46	34	27
USAF	75	172	190	134	90	99	80	58	57	54	49	49	47	24	21	25
TOTAL	229	558	496	413	406	239	275	198	172	195	182	159	146	103	87	84

FORMAT 25: DENTISTS DUTY SPECIALITIES BY YEARS OF SERVICE

FORMAT 25
PAGE 4B
FY81

TOTAL ACTIVE FEDERAL SERVICE BY YEAR OF SERVICE GROUPS

SPECIALTY : AT LEAST : 16 : 17 : 18 : 19 : 20 : 21 : 22 : 23 : 24 : 25 : 26 : 27 : 28 : 29 : 30 : + : TOTAL

OTHER (1)

USA	0	0	0	0	0	0	0	0	0	0	0	0	0	0	0	0	0
USM	0	0	0	0	0	0	0	0	0	0	0	0	0	0	0	0	0
USAF	0	0	0	0	0	0	0	0	0	0	0	0	0	1	0	0	7
TOTAL	0	0	0	0	0	0	0	0	0	0	0	0	0	1	0	0	7

OTHER (S)

USA	0	0	0	0	0	0	0	0	0	0	0	0	0	0	0	0	0
USM	0	0	0	0	0	0	0	0	0	0	0	0	0	0	0	0	0
USAF	0	0	0	0	0	0	0	0	0	0	0	0	0	0	0	0	0
TOTAL	0	0	0	0	0	0	0	0	0	0	0	0	0	0	0	0	0

TOTAL

USA	23	31	37	43	42	38	28	19	27	11	16	11	7	4	3	1821
USM	29	41	43	47	41	37	28	23	17	28	15	13	5	8	23	1635
USAF	15	34	39	46	33	25	18	23	13	14	5	6	4	3	1	1503
TOTAL	67	106	119	136	116	100	74	65	57	53	36	30	16	15	27	4959

FORMAT 26: GRADE DISTRIBUTION OF DENTISTS BY PRIMARY SPECIALTY

SPECIALTY : 03 : 04 : 05 : 06 : 07 : 08 : 09 : TOTAL :

GRADUATE DENTAL EDUCATION

USA	167	0	0	0	0	0	0	0	167
USN	27	53	22	1	0	0	0	0	103
USAF	90	47	26	0	0	0	0	0	163
TOTAL	284	100	48	1	0	0	0	0	433

EXECUTIVE DENTISTRY

USA	0	0	0	7	2	1	0	0	10
USN	0	0	0	0	0	0	0	0	0
USAF	0	0	1	21	0	1	0	0	23
TOTAL	0	0	1	28	2	2	0	0	33

GENERAL DENTAL OFFICER

USA	0	22	106	56	0	0	0	0	184
USN	686	152	62	77	0	0	0	0	977
USAF	601	161	119	113	0	0	0	0	994
TOTAL	1287	335	287	246	0	0	0	0	2155

DENTAL OFFICER (ARMY ONLY)

USA	695	271	35	11	0	0	0	0	1012
-----	-----	-----	----	----	---	---	---	---	------

ENDODONTIST

USA	0	5	30	17	0	0	0	0	52
USN	0	7	19	40	0	0	0	0	66
USAF	2	9	12	11	0	0	0	0	34
TOTAL	2	21	61	68	0	0	0	0	152

FORMAT 26: GRADE DISTRIBUTION OF DENTISTS BY PRIMARY SPECIALTY

FORMAT 26
PAGE 2
FY81

SPECIALTY	03	04	05	06	07	08	09	TOTAL
MAXILLOFACIAL PROSTHETIST								
USA	0	0	0	0	0	0	0	0
USN	0	0	2	7	0	0	0	9
USAF	0	0	6	37	0	0	0	43
TOTAL	0	0	8	44	0	0	0	52
ORAL PATHOLOGIST								
USA	0	3	10	10	0	0	0	23
USN	0	0	1	5	0	0	0	6
USAF	1	1	0	3	0	0	0	5
TOTAL	1	4	11	18	0	0	0	34
ORAL SURGEON								
USA	1	2	29	27	0	0	0	59
USN	1	8	34	44	0	0	0	87
USAF	7	13	28	23	0	0	0	71
TOTAL	9	23	91	94	0	0	0	217
ORTHODONTIST								
USA	2	12	21	8	0	0	0	43
USN	2	1	3	1	0	0	0	7
USAF	3	2	9	8	0	0	0	22
TOTAL	7	15	33	17	0	0	0	72
PERIODONTIST								
USA	2	5	17	10	0	0	0	34
USN	2	0	0	0	0	0	0	2
USAF	2	0	0	0	0	0	0	2
TOTAL	6	5	17	10	0	0	0	38

FORMAT 26: GRADE DISTRIBUTION OF DENTISTS BY PRIMARY SPECIALTY

FORMAT 26
PAGE 3
FY81

SPECIALTY	03	04	05	06	07	08	09	TOTAL
PERIODONTIST								
USA	0	3	29	37	0	0	0	69
USN	0	10	23	30	0	0	0	63
USAF	10	14	22	30	0	0	0	76
TOTAL	10	27	74	97	0	0	0	208
PREVENTIVE DENTISTRY/PUBLIC HEALTH								
USA	0	0	1	12	0	0	0	13
USN	2	2	5	5	0	0	0	14
USAF	0	0	0	0	0	0	0	0
TOTAL	2	2	6	17	0	0	0	27
PROSTHODONTIST								
USA	0	7	61	87	0	0	0	155
USN	1	10	44	63	1	0	0	119
USAF	9	12	20	29	0	0	0	70
TOTAL	10	29	125	179	1	0	0	344
RESEARCH DENTIST (NAVY ONLY)								
USN	0	1	2	4	0	0	0	7
COMPREHENSIVE DENTIST (NAVY ONLY)								
USN	0	21	79	53	0	0	0	153
OPERATIVE DENTIST (NAVY ONLY)								
USN	0	0	7	5	0	1	0	13
ORAL DIAGNOSTICIAN (NAVY ONLY)								
USN	0	0	2	10	0	0	0	12

FORMAT 26: GRADE DISTRIBUTION OF DENTISTS BY PRIMARY SPECIALTY

FORMAT 26
PAGE 4
FY81

SPECIALTY	03	04	05	06	07	08	09	TOTAL
OTHER (1)								
USA	0	0	0	0	0	0	0	0
USN	0	0	0	0	0	0	0	0
USAF	0	0	0	0	0	0	0	0
TOTAL	0	0	0	0	0	0	0	0
OTHER (S)								
USA	0	0	0	0	0	0	0	0
USN	0	0	0	0	0	0	0	0
USAF	0	0	0	0	0	0	0	0
TOTAL	0	0	0	0	0	0	0	0
TOTAL								
USA	867	330	339	284	2	1	0	1821
USN	721	265	305	345	1	1	0	1638
USAF	725	259	242	275	0	1	0	1503
TOTAL	2313	854	887	902	3	3	0	4762

FORMAT 27: GRADE DISTRIBUTION OF DENTISTS BY DUTY SPECIALTY

FORMAT 27
PAGE 1
FY81

SPECIALTY : 05 : 04 : 03 : 06 : 07 : 08 : 09 : TOTAL :

GRADUATE DENTAL EDUCATION

USA	167	0	0	0	0	0	0	0	167
USN	27	53	22	1	0	0	0	0	103
USAF	90	47	26	0	0	0	0	0	163
TOTAL	284	100	48	1	0	0	0	0	433

EXECUTIVE DENTISTRY

USA	0	0	11	40	2	1	0	0	54
USN	0	0	1	36	1	1	0	0	39
USAF	0	0	1	20	0	1	0	0	22
TOTAL	0	0	13	96	3	3	0	0	111

GENERAL DENTAL OFFICER

USA	80	91	100	81	0	0	0	0	352
USN	386	152	62	60	0	0	0	0	600
USAF	596	150	116	124	0	0	0	0	986
TOTAL	1362	393	278	265	0	0	0	0	2098

DENTAL OFFICER (ARMY ONLY)

USA	590	174	59	40	0	0	0	0	863
-----	-----	-----	----	----	---	---	---	---	-----

ENDODONTIST

USA	4	7	24	8	0	0	0	0	43
USN	0	7	19	39	0	0	0	0	65
USAF	2	12	13	10	0	0	0	0	37
TOTAL	6	26	56	57	0	0	0	0	145

FORMAT 27: GRADE DISTRIBUTION OF DENTISTS BY DUTY SPECIALTY

FORMAT 27
PAGE 2
FY81

SPECIALTY	03	04	05	06	07	08	09	TOTAL
MAXILLOFACIAL PROSTHETIST								
USA	0	0	0	0	0	0	0	0
USN	0	0	2	7	0	0	0	9
USAF	0	0	0	0	0	0	0	0
TOTAL	0	0	2	7	0	0	0	9
ORAL PATHOLOGIST								
USA	1	3	4	7	0	0	0	15
USN	0	0	1	5	0	0	0	6
USAF	1	2	0	3	0	0	0	6
TOTAL	2	5	5	15	0	0	0	27
ORAL SURGEON								
USA	8	14	30	19	0	0	0	71
USN	1	8	33	38	0	0	0	80
USAF	8	17	29	23	0	0	0	77
TOTAL	17	39	92	80	0	0	0	228
ORTHODONTIST								
USA	1	8	17	3	0	0	0	29
USN	2	1	3	1	0	0	0	7
USAF	4	3	9	7	0	0	0	23
TOTAL	7	12	29	11	0	0	0	59
PEDODONTIST								
USA	2	6	13	7	0	0	0	28
USN	2	0	0	0	0	0	0	2
USAF	1	0	0	0	0	0	0	1
TOTAL	5	6	13	7	0	0	0	31

FORMAT 27: GRADE DISTRIBUTION OF DENTISTS BY DUTY SPECIALTY

FORMAT 27
PAGE 3
FY81

SPECIALTY : 03 : 04 : 05 : 06 : 07 : 08 : 09 : TOTAL :

PERIODONTIST

USA	3	7	22	19	0	0	0	51
USN	0	10	23	27	0	0	0	60
USAF	9	14	23	29	0	0	0	75
TOTAL	12	31	68	75	0	0	0	186

PREVENTIVE DENTISTRY/PUBLIC HEALTH

USA	0	2	1	6	0	0	0	9
USN	2	2	5	5	0	0	0	14
USAF	0	0	0	0	0	0	0	0
TOTAL	2	4	6	11	0	0	0	23

PROSTHODONTIST

USA	11	18	58	52	0	0	0	139
USN	1	10	44	60	1	0	0	116
USAF	9	13	26	58	0	0	0	106
TOTAL	21	41	128	170	1	0	0	361

RESEARCH DENTIST (NAVY ONLY)

USN	0	1	2	4	0	0	0	7
-----	---	---	---	---	---	---	---	---

COMPREHENSIVE DENTIST (NAVY ONLY)

USN	0	21	79	52	0	0	0	153
-----	---	----	----	----	---	---	---	-----

OPERATIVE DENTIST (NAVY ONLY)

USN	0	0	7	3	0	0	0	10
-----	---	---	---	---	---	---	---	----

ORAL DIAGNOSTICIAN (NAVY ONLY)

USN	0	0	2	6	0	0	0	8
-----	---	---	---	---	---	---	---	---

FORMAT 27: GRADE DISTRIBUTION OF DENIISTS BY DUTY SPECIALTY

SPECIALTY	03	04	05	06	07	08	09	TOTAL
OTHER (1)								
USA	0	0	0	0	0	0	0	0
USN	0	0	0	0	0	0	0	0
USAF	5	1	0	1	0	0	0	7
TOTAL	5	1	0	1	0	0	0	7
OTHER (S)								
USA	0	0	0	0	0	0	0	0
USN	0	0	0	0	0	0	0	0
USAF	0	0	0	0	0	0	0	0
TOTAL	0	0	0	0	0	0	0	0
TOTAL								
USA	867	330	339	282	2	1	0	1821
USN	721	265	305	345	2	1	0	1639
USAF	725	259	243	275	0	1	0	1503
TOTAL	2313	854	887	902	4	3	0	4963

FORMAT 28: SERVICE SPONSORED GRADUATE DENTAL EDUCATION

SPECIALTY	LENGTH OF TRAINING IN YEARS	NEW QUOTA	CURRENT FY+1		CURRENT FY+2		CURRENT FY+3		CURRENT FY+4		CURRENT FY+5		TOTAL				
			MIL	CIV	MIL	CIV	MIL	CIV	MIL	CIV	MIL	CIV	MIL	CIV	MIL	CIV	TOTAL
GRADUATE DENTAL EDUCATION																	
USA			0	0	0	0	0	0	0	0	0	0	0	0	0	0	
USN			0	0	0	0	0	0	0	0	0	0	0	0	0	0	
USAF			0	0	0	0	0	0	0	0	0	0	0	0	0	0	
TOTAL			0	0	0	0	0	0	0	0	0	0	0	0	0	0	
EXECUTIVE DENTISTRY																	
USA			0	0	0	0	0	0	0	0	0	0	0	0	0	0	
USN			0	0	0	0	0	0	0	0	0	0	0	0	0	0	
USAF			0	0	0	0	0	0	0	0	0	0	0	0	0	0	
TOTAL			0	0	0	0	0	0	0	0	0	0	0	0	0	0	
GENERAL DENTAL OFFICER																	
USA	2	20	21	0	19	0	0	0	0	0	0	0	0	0	40	0	40
USN	1	33	33	0	0	0	0	0	0	0	0	0	0	33	0	33	33
USAF	2		49	19	11	4	0	0	0	0	0	0	0	60	23	83	83
TOTAL		53	103	19	30	4	0	0	0	0	0	0	0	133	23	156	156
ENDODONTIST																	
USA	2	6	6	0	6	0	0	0	0	0	0	0	0	12	0	12	12
USN	2	4	3	1	3	1	0	0	0	0	0	0	0	6	2	8	8
USAF	2		2	5	0	5	0	0	0	0	0	0	0	2	10	12	12
TOTAL		10	11	6	9	6	0	0	0	0	0	0	0	20	12	32	32
MAXILLOFACIAL PROSTHETIST																	
USA	1		0	0	0	0	0	0	0	0	0	0	0	0	0	0	0
USN	1	2	1	1	0	0	0	0	0	0	0	0	0	1	1	2	2
USAF			0	0	0	0	0	0	0	0	0	0	0	0	0	0	0
TOTAL		2	1	1	0	0	0	0	0	0	0	0	0	1	1	2	2

FORMAT 28: SERVICE SPONSORED GRADUATE DENTAL EDUCATION

FORMAT 28
PAGE 2
FY81

SPECIALTY	LENGTH OF TRAINING IN YEARS	NEW QUOTA	CURRENT FY81			CURRENT FY82			CURRENT FY83			CURRENT FY84			CURRENT FY85			OVER 5	TOTAL	GRAND TOTAL	
			MIL	CIV	SCHOOL YEAR	MIL	CIV	MIL	CIV	MIL	CIV	MIL	CIV	MIL	CIV	MIL	CIV				MIL
ORAL PATHOLOGIST																					
USA	2	1	1	0	0	0	0	0	0	0	0	0	0	0	0	0	0	0	1	0	1
USN	2	1	1	2	0	1	0	0	0	0	0	0	0	0	0	0	0	0	1	3	4
USAF	2	0	0	1	0	1	0	0	0	0	0	0	0	0	0	0	0	0	0	2	2
TOTAL		2	2	3	0	2	0	0	0	0	0	0	0	0	0	0	0	0	2	5	7
ORAL SURGEON																					
USA	3	7	7	0	5	0	8	0	0	0	0	0	0	0	0	0	0	0	20	0	20
USN	3	5	6	0	7	0	5	0	0	0	0	0	0	0	0	0	0	0	18	0	18
USAF	4	4	4	1	4	2	5	4	0	3	0	0	0	0	0	0	0	0	13	10	23
TOTAL		12	17	1	16	2	18	4	0	3	0	0	0	0	0	0	0	0	51	10	61
ORTHODONTIST																					
USA	2	5	6	5	0	5	0	0	0	0	0	0	0	0	0	0	0	0	10	0	10
USN	2	1	0	1	0	1	0	0	0	0	0	0	0	0	0	0	0	0	2	2	2
USAF	2	0	0	3	0	1	0	0	0	0	0	0	0	0	0	0	0	0	4	4	4
TOTAL		6	6	9	0	7	0	0	0	0	0	0	0	0	0	0	0	0	16	16	16
PEDIODONTIST																					
USA	2	4	0	4	0	4	0	0	0	0	0	0	0	0	0	0	0	0	8	0	8
USN	2	0	0	1	0	0	0	0	0	0	0	0	0	0	0	0	0	0	1	1	1
USAF	2	0	0	0	0	1	0	0	0	0	0	0	0	0	0	0	0	0	1	1	1
TOTAL		4	0	5	0	5	0	0	0	0	0	0	0	0	0	0	0	0	10	10	10
PERIODONTIST																					
USA	2	6	6	0	5	0	0	0	0	0	0	0	0	0	0	0	0	0	11	0	11
USN	2	4	4	1	4	0	0	0	0	0	0	0	0	0	0	0	0	0	8	1	9
USAF	3	4	4	6	3	6	0	4	0	0	0	0	0	0	0	0	0	0	7	16	23
TOTAL		10	14	7	12	6	0	4	0	0	0	0	0	0	0	0	0	0	26	17	43

SPECIALTY	LENGTH OF TRAINING IN YEARS	NEW QUOTA	CURRENT		CURRENT		CURRENT		CURRENT		CURRENT		OVER 5		TOTAL		GRAND TOTAL
			MIL	CIV	MIL	CIV	MIL	CIV	MIL	CIV	MIL	CIV	MIL	CIV	MIL	CIV	

PREVENTIVE DENTISTRY/PUBLIC HEALTH

USA	2	0	0	0	0	1	0	0	0	0	0	0	0	0	0	1	0	1
USN	1	0	0	0	0	0	0	0	0	0	0	0	0	0	0	0	0	0
USAF		0	0	0	0	0	0	0	0	0	0	0	0	0	0	0	0	0
TOTAL		0	0	0	0	1	0	0	0	0	0	0	0	0	0	1	0	1

PROSTHODONTIST

USA	2	8	0	8	0	0	0	0	0	0	0	0	0	0	0	16	0	16
USN	2	5	0	5	0	0	0	0	0	0	0	0	0	0	0	10	0	10
USAF	3	4	3	3	1	0	4	0	0	0	0	0	0	0	0	7	8	15
TOTAL		13	17	3	16	1	4	0	4	0	0	0	0	0	0	33	8	41

RESEARCH DENTIST (NAVY ONLY)

USN	4	0	0	1	0	0	0	0	0	0	0	0	0	0	0	1	0	1
-----	---	---	---	---	---	---	---	---	---	---	---	---	---	---	---	---	---	---

COMPREHENSIVE DENTIST (NAVY ONLY)

USN	2	5	3	0	5	0	0	0	0	0	0	0	0	0	0	8	0	8
-----	---	---	---	---	---	---	---	---	---	---	---	---	---	---	---	---	---	---

OPERATIVE DENTIST (NAVY ONLY)

USN	2	2	1	1	0	2	0	0	0	0	0	0	0	0	0	1	3	4
-----	---	---	---	---	---	---	---	---	---	---	---	---	---	---	---	---	---	---

ORAL DIAGNOSTICIAN (NAVY ONLY)

USN	2	1	2	0	1	0	0	0	0	0	0	0	0	0	0	3	0	3
-----	---	---	---	---	---	---	---	---	---	---	---	---	---	---	---	---	---	---

OTHER (1)

USA		0	1	0	2	0	0	0	0	0	0	0	0	0	0	0	3	3
USN		0	0	0	0	0	0	0	0	0	0	0	0	0	0	0	0	0
USAF		0	0	0	0	0	0	0	0	0	0	0	0	0	0	0	0	0
TOTAL		0	1	0	2	0	0	0	0	0	0	0	0	0	0	0	3	3

FORMAT 30: CURRENTLY IDENTIFIED AND BEST ESTIMATE OF HEALTH MANPOWER ACCESSIONS BY DISCIPLINE AND YEAR

FORMAT 30
PAGE 5
FY81

SOURCE	CURRENT FY	FY 1 1		FY 1 2		FY 1 3		FY 1 4		FY 1 5	
		ACTUAL	BEST EST.	ACTUAL	BEST EST.	ACTUAL	BEST EST.	ACTUAL	BEST EST.	ACTUAL	BEST EST.
PODIATRIST											
AFMPSF											
USA	0	0	0	0	0	0	0	0	0	0	0
USN	0	0	0	0	0	0	0	0	0	0	0
USAF	1	4	1	1	0	0	0	0	0	0	0
TOTAL	1	4	1	1	0	0	0	0	0	0	0
DIRECT ACCESSIONS											
USA	10	2	4	4	4	4	4	4	4	4	4
USN	3	5	2	2	2	2	3	3	2	2	2
USAF	1	0	2	2	4	4	4	4	4	4	4
TOTAL	14	7	8	8	10	10	11	11	10	10	10
OTHER											
USN	0	0	0	0	0	0	0	0	0	0	0
USAF	0	1	0	0	0	0	0	0	0	0	0
TOTAL	0	1	0	0	0	0	0	0	0	0	0
TOTAL											
USA	10	2	4	4	4	4	4	4	4	4	4
USN	3	5	2	2	2	2	3	3	2	2	2
USAF	2	5	3	3	4	4	4	4	4	4	4
TOTAL	15	12	9	9	10	10	11	11	10	10	10

FORMAT 30: CURRENTLY IDENTIFIED AND BEST ESTIMATE OF HEALTH MANPOWER ACCESSIONS BY DISCIPLINE AND YEAR

FORMAT 30
PAGE 4
FY81

SOURCE	CURRENT FY :									
	FY + 1	FY + 2	FY + 3	FY + 4	FY + 5	BEST EST.	BEST EST.	BEST EST.	BEST EST.	BEST EST.
OPTOMETRIST										
AFHPSP										
USA	42	47	45	25	0	0	0	0	0	0
USN	22	20	0	0	0	0	0	0	0	0
USAF	25	30	30	1	0	0	0	0	0	0
TOTAL	89	97	75	26	0	0	0	0	0	0
DIRECT ACCESSIONS										
USA	12	10	10	10	10	10	10	10	10	10
USN	1	5	25	25	25	25	25	25	25	26
USAF	1	5	0	20	30	30	30	30	30	30
TOTAL	14	20	35	55	65	65	65	65	65	66
OTHER										
USA	0	0	1	5	5	5	5	5	5	5
USN	0	0	0	0	0	0	0	0	0	0
USAF	2	0	0	0	0	0	0	0	0	0
TOTAL	2	0	1	5	5	5	5	5	5	5
TOTAL										
USA	54	57	56	40	15	15	15	15	15	15
USN	23	25	25	25	25	25	25	25	25	26
USAF	28	35	30	21	30	30	30	30	30	30
TOTAL	105	117	111	86	70	70	70	70	70	71

FORMAT 30: CURRENTLY IDENTIFIED AND BEST ESTIMATE OF HEALTH MANPOWER ACCESSIONS BY DISCIPLINE AND YEAR

FORMAT 30
PAGE 3
FY81

SOURCE	CURRENT FY										
	ACTUAL	EST.	FY 1	EST.	FY 2	EST.	FY 3	EST.	FY 4	EST.	FY 5
VETERINARIAN											
AFHPS											
USA	32	31			9		0		0		0
USN	0	0			0		0		0		0
USAF	12	4			1		0		0		0
TOTAL	44	35			10		0		0		0
DIRECT ACCESSIONS											
USA	27	25			10		25		38		40
USN	0	0			0		0		0		0
USAF	0	0			0		0		0		0
TOTAL	27	25			10		25		38		40
OTHER											
USA	2	5			2		5		5		5
USN	0	0			0		0		0		0
USAF	1	0			1		0		0		0
TOTAL	3	5			3		5		5		5
TOTAL											
USA	61	61			21		30		43		45
USN	0	0			0		0		0		0
USAF	13	4			2		0		0		0
TOTAL	74	65			23		30		43		45

FORMAT 30: CURRENTLY IDENTIFIED AND BEST ESTIMATE OF HEALTH MANPOWER ACCESSIONS BY DISCIPLINE AND YEAR

SOURCE	CURRENT FY	FY 1 1		FY 1 2		FY 1 3		FY 1 4		FY 1 5	
		ACTUAL	BEST EST.	BEST EST.	BEST EST.	BEST EST.	BEST EST.	BEST EST.	BEST EST.	BEST EST.	BEST EST.
DENTIST											
AFMSP											
USA	34	4	2	0	0	0	0	0	0	0	0
USN	67	6	0	0	0	0	0	0	0	0	0
USAF	17	3	0	0	0	0	0	0	0	0	0
TOTAL	118	13	2	0	0	0	0	0	0	0	0
DIRECT ACCESSIONS											
USA	144	270	191	239	238	221					
USN	179	230	185	213	272	216					
USAF	64	212	160	145	200	152					
TOTAL	387	712	536	597	710	589					
OTHER											
USA	16	33	37	20	22	41					
USN	21	20	5	5	5	5					
USAF	16	2	3	3	3	3					
TOTAL	53	55	45	28	30	49					
TOTAL											
USA	194	307	230	259	260	262					
USN	267	256	190	218	277	221					
USAF	97	217	163	148	203	155					
TOTAL	558	780	583	625	740	638					

FORMAT 30: CURRENTLY IDENTIFIED AND BEST ESTIMATE OF HEALTH MANPOWER ACCESSIONS BY DISCIPLINE AND YEAR

FORMAT 30
PAGE 10
FY81

SOURCE	CURRENT FY					FY + 1					FY + 2					FY + 3					FY + 4					FY + 5													
	ACTUAL	BEST EST.	BEST EST.	BEST EST.	BEST EST.	ACTUAL	BEST EST.	BEST EST.	BEST EST.	BEST EST.	ACTUAL	BEST EST.	BEST EST.	BEST EST.	BEST EST.	ACTUAL	BEST EST.	BEST EST.	BEST EST.	BEST EST.	ACTUAL	BEST EST.	BEST EST.	BEST EST.	ACTUAL	BEST EST.	BEST EST.	BEST EST.											
PHYSICIAN (CONT.)																																							
OTHER TO FYGME																																							
USA	6	0	0	0	0	0	0	0	0	0	0	0	0	0	0	0	0	0	0	0	0	0	0	0	0	0	0	0	0	0	0	0	0	0	0				
USN	0	0	0	0	0	0	0	0	0	0	0	0	0	0	0	0	0	0	0	0	0	0	0	0	0	0	0	0	0	0	0	0	0	0	0	0			
USAF	24	0	0	0	0	0	0	0	0	0	0	0	0	0	0	0	0	0	0	0	0	0	0	0	0	0	0	0	0	0	0	0	0	0	0	0	0		
TOTAL	30	0	0	0	0	0	0	0	0	0	0	0	0	0	0	0	0	0	0	0	0	0	0	0	0	0	0	0	0	0	0	0	0	0	0	0	0		
OTHER TO NOT IN TRAINING																																							
USA	1	0	0	0	0	0	0	0	0	0	0	0	0	0	0	0	0	0	0	0	0	0	0	0	0	0	0	0	0	0	0	0	0	0	0	0	0		
USN	19	0	0	0	0	0	0	0	0	0	0	0	0	0	0	0	0	0	0	0	0	0	0	0	0	0	0	0	0	0	0	0	0	0	0	0	0	0	
USAF	0	0	0	0	0	0	0	0	0	0	0	0	0	0	0	0	0	0	0	0	0	0	0	0	0	0	0	0	0	0	0	0	0	0	0	0	0	0	
TOTAL	20	0	0	0	0	0	0	0	0	0	0	0	0	0	0	0	0	0	0	0	0	0	0	0	0	0	0	0	0	0	0	0	0	0	0	0	0		
TOTAL																																							
USA	674	517	535	527	518	554	518	527	518	554	518	527	518	554	518	527	518	554	518	527	518	554	518	527	518	554	518	527	518	554	518	527	518	554	518	527	518	554	
USN	429	538	760	549	689	669	689	549	689	669	689	549	689	669	689	549	689	669	689	549	689	669	689	549	689	669	689	549	689	669	689	549	689	669	689	549	689	669	689
USAF	581	548	424	620	554	651	554	620	554	651	554	620	554	651	554	620	554	651	554	620	554	651	554	620	554	651	554	620	554	651	554	620	554	651	554	620	554	651	
TOTAL	1684	1603	1719	1596	1761	1874	1761	1596	1761	1874	1761	1596	1761	1874	1761	1596	1761	1874	1761	1596	1761	1874	1761	1596	1761	1874	1761	1596	1761	1874	1761	1596	1761	1874	1761	1596	1761		

FORMAT 30: CURRENTLY IDENTIFIED AND BEST ESTIMATE OF HEALTH MANPOWER ACCESSIONS BY DISCIPLINE AND YEAR

SOURCE	CURRENT FY		FY + 1		FY + 2		FY + 3		FY + 4		FY + 5	
	ACTUAL	EST.	BEST	EST.	BEST	EST.	BEST	EST.	BEST	EST.	BEST	EST.

PHYSICIAN (CONT.)

ROTC

ED DELAY TO FYGME

USA	16	16	15	15	15	15	15	15	15	15	15	15
USN	0	0	0	0	0	0	0	0	0	0	0	0
USAF	0	0	0	0	0	0	0	0	0	0	0	0
TOTAL	16	16	15	15	15	15	15	15	15	15	15	15

ED DELAY TO FULL RESIDENCY

USA	0	4	1	1	1	1	1	1	1	1	1	1
USN	0	0	0	0	0	0	0	0	0	0	0	0
USAF	0	0	0	0	0	0	0	0	0	0	0	0
TOTAL	0	4	1	1	1	1	1	1	1	1	1	1

ED DELAY TO NOT IN TRAINING

USA	17	11	16	16	16	16	16	16	16	16	16	16
USN	0	0	0	0	0	0	0	0	0	0	0	0
USAF	9	8	6	6	9	9	9	9	8	8	8	8
TOTAL	26	19	22	22	25	25	25	25	23	23	23	23

FORMAT 30: CURRENTLY IDENTIFIED AND BEST ESTIMATE OF HEALTH MANPOWER ACCESSIONS BY DISCIPLINE AND YEAR

FORMAT 30
PAGE 1B
FY81

: CURRENT FY : FY + 1 : FY + 2 : FY + 3 : FY + 4 : FY + 5 :
 :
 : ACTUAL : BEST : BEST : BEST : BEST : BEST :
 : EST. : EST. : EST. : EST. : EST. : EST. :

SOURCE

PHYSICIAN (CONT.)

DIRECT ACCESSIONS

TO FYGME

USA	15	29	25	25	25	25
USN	4	3	5	5	5	5
USAF	0	0	0	0	0	0
TOTAL	19	32	30	30	30	30

TO FULL RESIDENCY

USA	45	22	25	25	25	25
USN	2	8	10	10	10	10
USAF	5	4	3	8	4	6
TOTAL	52	34	38	43	39	41

U.S. MED SCHOOL GRAD TO NOT IN TRAINING

USA	115	64	65	65	65	65
USN	98	185	353	135	232	254
USAF	70	66	13	101	61	94
TOTAL	283	315	431	301	358	413

FOREIGN MED SCHOOL GRAD TO NOT IN TRAINING

USA	84	27	25	20	20	20
USN	7	10	10	10	10	10
USAF	50	46	11	78	44	63
TOTAL	141	83	46	108	74	93

SOURCE	CURRENT FY	FY + 1		FY + 2		FY + 3		FY + 4		FY + 5	
		ACTUAL	BEST EST.	BEST EST.	BEST EST.	BEST EST.	BEST EST.	BEST EST.	BEST EST.	BEST EST.	BEST EST.
PHYSICIAN											
AFMSP											
DIRECT											
USA	298	271	266	260	250	243					
USN	200	230	230	220	230	220					
USAF	150	160	170	172	172	172					
TOTAL	648	661	666	652	652	635					
DEFERRED											
USA	54	34	53	50	42	78					
USN	77	71	116	132	158	122					
USAF	256	235	187	215	218	264					
TOTAL	387	343	356	397	418	464					
USUMS											
USA	23	39	44	50	60	67					
USN	22	28	36	37	44	48					
USAF	17	29	34	37	47	44					
TOTAL	62	96	114	124	151	159					

FORMAT 29

FORMAT 29
RESERVED FOR FUTURE USE

SPECIALTY	LENGTH OF TRAINING IN YEARS	NEW QUOTA CURRENT SCHOOL YEAR	CURRENT FY81		CURRENT FY82		CURRENT FY83		CURRENT FY84		CURRENT FY85		OVER 5	TOTAL	GRAND TOTAL	
			MIL	CIV	MIL	CIV	MIL	CIV	MIL	CIV	MIL	CIV				MIL
USA	1	45	45	0	0	0	0	0	0	0	0	0	0	45	0	45
USN			0	0	0	0	0	0	0	0	0	0	0	0	0	0
USAF			0	0	0	0	0	0	0	0	0	0	0	0	0	0
TOTAL		45	45	0	0	0	0	0	0	0	0	0	0	45	0	45

OTHER (S)

SPECIALTY	LENGTH OF TRAINING IN YEARS	NEW QUOTA	CURRENT		CURRENT		CURRENT		CURRENT		CURRENT		CURRENT		CURRENT		TOTAL	OVER 5	GRAND TOTAL
			FY+1	FY+2	FY+3	FY+4	FY+5	MIL	CIV	MIL	CIV	MIL	CIV	MIL	CIV	MIL			
PREVENTIVE DENTISTRY/PUBLIC HEALTH																			
USA	2	0	0	0	1	0	0	0	0	0	0	0	0	0	0	0	1	0	1
USN	1	0	0	0	0	0	0	0	0	0	0	0	0	0	0	0	0	0	0
USAF		0	0	0	0	0	0	0	0	0	0	0	0	0	0	0	0	0	0
TOTAL		0	0	0	1	0	0	0	0	0	0	0	0	0	0	0	1	0	1
PROSTHODONTIST																			
USA	2	8	0	8	0	0	0	0	0	0	0	0	0	0	0	0	16	0	16
USN	2	5	0	5	0	0	0	0	0	0	0	0	0	0	0	0	10	0	10
USAF	3	4	3	3	1	0	4	0	0	0	0	0	0	0	0	0	7	8	15
TOTAL		13	17	3	16	1	4	0	0	0	0	0	0	0	0	0	33	8	41
RESEARCH DENTIST (NAVY ONLY)																			
USN	4	0	0	1	0	0	0	0	0	0	0	0	0	0	0	0	1	0	1
COMPREHENSIVE DENTIST (NAVY ONLY)																			
USN	2	5	3	0	5	0	0	0	0	0	0	0	0	0	0	0	8	0	8
OPERATIVE DENTIST (NAVY ONLY)																			
USN	2	2	1	1	0	2	0	0	0	0	0	0	0	0	0	0	1	3	4
ORAL DIAGNOSTICIAN (NAVY ONLY)																			
USN	2	1	2	0	1	0	0	0	0	0	0	0	0	0	0	0	3	0	3
OTHER (1)																			
USA		0	1	0	2	0	0	0	0	0	0	0	0	0	0	0	3	0	3
USN		0	0	0	0	0	0	0	0	0	0	0	0	0	0	0	0	0	0
USAF		0	0	0	0	0	0	0	0	0	0	0	0	0	0	0	0	0	0
TOTAL		0	1	0	2	0	0	0	0	0	0	0	0	0	0	0	3	0	3

FORMAT 30: CURRENTLY IDENTIFIED AND BEST ESTIMATE OF HEALTH MANPOWER ACCESSIONS BY DISCIPLINE AND YEAR

SOURCE	CURRENTLY IDENTIFIED	FY + 1		FY + 2		FY + 3		FY + 4		FY + 5	
		ACTUAL	BEST EST.	ACTUAL	BEST EST.	ACTUAL	BEST EST.	ACTUAL	BEST EST.	ACTUAL	BEST EST.
PHYSICIAN											
AFHPSP											
DIRECT											
USA	298	271	266	260	250	243					
USN	200	230	230	220	230	220					
USAF	150	160	170	172	172	172					
TOTAL	648	661	666	652	652	635					
DEFERRED											
USA	54	34	53	50	42	78					
USN	77	74	116	132	158	132					
USAF	256	235	187	215	218	264					
TOTAL	387	343	356	397	418	464					
USUHS											
USA	23	39	44	50	60	67					
USN	22	28	36	37	44	48					
USAF	17	29	34	37	47	44					
TOTAL	62	96	114	124	151	159					

FORMAT 29

FORMAT 29
RESERVED FOR FUTURE USE

FORMAT 28: SERVICE SPONSORED GRADUATE DENTAL EDUCATION

SPECIALTY	OTHER (S)	LENGTH OF TRAINING IN YEARS	NEW QUOTA	CURRENT		CURRENT		CURRENT		CURRENT		CURRENT		CURRENT		CURRENT		CURRENT		TOTAL	GRAND TOTAL
				FY81	FY82	FY83	FY84	FY85	FY86	FY87	FY88	FY89	FY90	FY91	FY92	FY93	FY94	FY95	FY96		
USA	1	45	45	0	0	0	0	0	0	0	0	0	0	0	0	0	0	0	0	45	45
USN			0	0	0	0	0	0	0	0	0	0	0	0	0	0	0	0	0	0	0
USAF			0	0	0	0	0	0	0	0	0	0	0	0	0	0	0	0	0	0	0
TOTAL		45	45	0	0	0	0	0	0	0	0	0	0	0	0	0	0	0	0	45	45

IDENTIFIED AND BEST ESTIMATE OF HEALTH MANPOWER ACCESSIONS BY DISCIPLINE AND YEAR

	CURRENT FY :		FY + 1 :		FY + 2 :		FY + 3 :		FY + 4 :		FY + 5 :	
	ACTUAL	BEST EST.	ACTUAL	BEST EST.	ACTUAL	BEST EST.	ACTUAL	BEST EST.	ACTUAL	BEST EST.	ACTUAL	BEST EST.
USA	14	14	14	14	14	14	14	2	2	2	2	2
USN	9	7	0	0	0	0	0	0	0	0	0	0
USAF	10	7	8	7	7	6	6	6	6	6	6	6
TOTAL	33	28	22	21	21	8	8	8	8	8	8	8
USA	7	10	10	10	10	10	10	10	10	10	10	10
USN	3	18	12	12	12	14	14	8	8	8	8	8
USAF	0	11	0	0	0	3	3	14	14	14	14	14
TOTAL	10	39	22	22	22	27	27	32	32	32	32	32
OTHER												
USA	6	4	5	4	4	14	14	14	14	14	14	14
USN	0	0	0	0	0	0	0	0	0	0	0	0
USAF	2	0	1	1	1	1	1	1	1	1	1	1
TOTAL	8	4	6	5	5	15	15	15	15	15	15	15
USA	27	28	29	28	28	26	26	26	26	26	26	26
USN	12	45	12	12	12	14	14	8	8	8	8	8
USAF	12	18	9	8	8	10	10	15	15	15	15	15
TOTAL	51	71	50	48	48	50	50	49	49	49	49	49

FORMAT 30: CURRENTLY IDENTIFIED AND BEST ESTIMATE OF HEALTH MANPOWER ACCESSIONS BY DISCIPLINE AND YEAR

SOURCE	CURRENT FY	FY 11		FY 12		FY 13		FY 14		FY 15	
		ACTUAL	BEST EST.	BEST EST.	BEST EST.	BEST EST.	BEST EST.	BEST EST.	BEST EST.	BEST EST.	BEST EST.
NURSE PRACTITIONER											
DIRECT ACCESSIONS											
USA	0	0	0	0	0	0	0	0	0	0	0
USN	2	0	0	0	0	0	0	0	0	0	0
USAF	3	1	8	7	6	9	9	9	9	9	9
TOTAL	5	4	8	7	6	9	9	9	9	9	9
OTHER											
USA	0	0	0	0	0	0	0	0	0	0	0
USN	11	0	2	5	2	3	3	2	2	3	3
USAF	0	0	0	0	0	0	0	0	0	0	0
TOTAL	11	0	2	5	2	3	3	2	2	3	3
TOTAL											
USA	0	0	0	0	0	0	0	0	0	0	0
USN	13	0	2	5	2	3	3	2	2	3	3
USAF	3	1	8	7	6	9	9	6	6	9	9
TOTAL	16	4	10	12	8	12	12	8	8	12	12

FORMAT 30: CURRENTLY IDENTIFIED AND BEST ESTIMATE OF HEALTH MANPOWER ACCESSIONS BY DISCIPLINE AND YEAR

SOURCE	CURRENT FY		Y 1 1	Y 1 2	Y 1 3	Y 1 4	Y 1 5
	ACTUAL	EST.	EST.	EST.	EST.	EST.	EST.
OTHER NURSES							
DIRECT ACCESSIONS							
USA	419	401	231	310	295	292	292
USN	196	250	450	300	320	270	270
USAF	403	666	437	458	550	404	404
TOTAL	1018	1317	1118	1068	1165	966	966
OTHER							
USA	48	50	200	200	200	200	200
USN	22	23	23	23	23	23	23
USAF	51	60	60	60	70	85	85
TOTAL	121	133	283	283	293	308	308
TOTAL							
USA	467	451	431	510	495	492	492
USN	218	273	473	323	343	273	273
USAF	454	726	497	518	620	489	489
TOTAL	1139	1450	1401	1351	1458	1274	1274

FORMAT 30: CURRENTLY IDENTIFIED AND BEST ESTIMATE OF HEALTH MANPOWER ACCESSIONS BY DISCIPLINE AND YEAR

FORMAT 30
PAGE 9
FY81

SOURCE	CURRENT FY :		FY 11 :		FY 12 :		FY 13 :		FY 14 :		FY 15 :	
	ACTUAL	BEST EST.	ACTUAL	BEST EST.	ACTUAL	BEST EST.	ACTUAL	BEST EST.	ACTUAL	BEST EST.	ACTUAL	BEST EST.
PHYSICIAN ASSISTANT												
DIRECT ACCESSIONS												
USA	20	7	5	5	5	5	5	5	5	5	5	5
USN	2	3	2	0	0	0	0	0	0	0	0	0
USAF	0	0	20	23	192	51	192	51	192	51	192	51
TOTAL	22	10	27	28	197	56	197	56	197	56	197	56
OTHER												
USA	147	106	106	60	60	60	60	60	60	60	60	60
USN	38	30	15	15	15	15	15	15	15	15	15	15
USAF	26	39	31	0	0	0	0	0	0	0	0	0
TOTAL	211	175	152	75	75	75	75	75	75	75	75	75
TOTAL												
USA	167	113	111	65	65	65	65	65	65	65	65	65
USN	40	33	17	15	15	15	15	15	15	15	15	15
USAF	26	39	51	23	192	51	192	51	192	51	192	51
TOTAL	233	185	179	103	272	131	272	131	272	131	272	131

FORMAT 31: FYGME CONTINUATION AND EARLY RETURNS TO RESIDENCY

FORMAT 31
PAUL 1
FY81

EDUCATION CATEGORIES	CURRENT FY	
	AFMPSF	OTHER GME
	CONTINUED : TOTAL	CONTINUED : TOTAL
	: TO RESIDENCY: ELIGIBLE	: TO RESIDENCY: ELIGIBLE

ACTIVE DUTY CONTINUED TRAINING

USA	284	339	13	27
USN	43	230	0	22
USAF	136	154	32	46
TOTAL	463	723	45	95

CIVILIAN DEFERRED CONTINUED TRAINING

USA	26	64	0	0
USN	128	183	0	0
USAF	134	168	3	4
TOTAL	288	415	3	4

EARLY RETURNS TO RESIDENCY

USA	0	30
USN	137	0
USAF	0	0
TOTAL	137	30

FORMAT 32: ENLISTED HEALTH PERSONNEL

FORMAT 32
PAGE 1
FY81

ACTIVITY : NUMBER OF PERSONNEL :

HEADQUARTERS/SUPPORT

USA	1929
USN	3391
USAF	1345
TOTAL	6665

DIRECT PATIENT CARE

USA	21712
USN	19995
USAF	25885
TOTAL	57592

FIELD MEDICAL

USA	15938
USN	2627
USAF	335
TOTAL	18900

TOTAL

USA	39579
USN	26013
USAF	27565
TOTAL	93157

G L O S S A R Y

Administrative - The primary duty assignment involves matters of an administrative nature regardless of the organization or specialty to which assigned.

AFHPSP - Armed Forces Health Professions Scholarship Program.

Applicants - Total number of applicants by specialty or corps level.

Budget Authorization - Reflects the number of billets for each specialty officially authorized on the last day of the reporting period.

Corps - A grouping of health professions.

Discipline - A specific health profession.

Duty Specialty - The specialty to which an individual is actually assigned.

End Strength - Reflects the personnel actually assigned against the authorizations on the last day of the reporting period.

Field Medical - Personnel assigned to tactical medical units, air evacuation units, etc.

FMG - Foreign Medical Graduate.

FTE - Full-Time Equivalents. Total yearly number of hours performed by all part-time local hire employees divided by 2,080 (number of hours in a work year).

FYDP - Five Year Defense Program.

FYGME - First Year Graduate Medical Education.

Gains - Entrants to active duty during a given fiscal year.

GME - Graduate Medical Education.

Goal - Recruiting goal for the fiscal year.

Local Nationals - Non-United States citizens employed in the DOD health care system.

Losses - Those personnel who are no longer on active duty.

Maximum Program Size - Maximum total number of students allowed in the specific training program in the given year (capacity of program).

Minimum Program Size - Minimum total number of students that must be in the specific training program to maintain accreditation.

No. Declined - Applicants who, following selection, chose not to enter active duty or a training program.

No. Entered Active Duty - Of the selectees, those who actually entered active duty or a training program.

Non-administrative Non-patient Care - Includes teaching, field medicine, R & D, and consultant positions, or multiple-unction positions.

Nurse Practitioners - Includes Obstetrics/Gynecology, Pediatrics, Primary Care, Family Practice, and Pulmonary Disease Nurse Specialties.

Other - Transient, prisoner, patient, or holding. (Foot-note used in formats.)

Primary Specialty - The specialty for which an individual is technically qualified.

ROTC ED - Reserve Officer Training Corps Education.

Selectees - Applicants who were accepted and approved to enter active duty or a training program.

Source - Procurement program from which an individual comes into the medical services.

Training - Reflects those personnel in an education status to achieve specialty qualification.

USUHS - Uniformed Services University of Health Sciences.

EN