

AD-A151 087

MILITARY MANPOWER STATISTICS, MARCH, FY-84. (U)
WASHINGTON HEADQUARTERS SERVICE (DOD) DIR FOR INFO
OP & RPTS. MAR 84. DIOR/MO3-84/06

1/1

UNCLASSIFIED

F/G 5/9

N/L


1 OF 1
AD-A151 087

0

END
FILMED
11 04 85

1 OF 1

AD-A151 087




**THIS REPORT IS UNCLASSIFIED AND
ITS DISTRIBUTION IS UNLIMITED**



Department of Defense
MILITARY MANPOWER STATISTICS

MARCH 1984



Department of Defense

Military Manpower Statistics

March 1984

Issued Monthly by

**Washington Headquarters Services
Directorate for Information
Operations and Reports**

FOREWORD

Military Manpower Statistics (MMS) is a monthly publication prepared by the Washington Headquarters Services, Directorate for Information Operations and Reports (WHS/DIOR) of the Office of the Secretary of Defense.

The MMS report presents audited statistical data pertaining to military personnel on active duty for the current fiscal year on a monthly basis. The March, June, September, and December issues contain quarterly summaries of certain military manpower data as annotated in the Table of Contents. Although these tables are revised quarterly, they are published without changes in two subsequent monthly editions of this publication. The publication is generated from a computerized data base developed and maintained by the Manpower Management Information Division of WHS/DIOR.

The report is approved for public release at cost: distribution unlimited. However, all requests for this publication and DoD-wide data contained therein should be referred to WHS/DIOR or cognizant offices in the Office of the Secretary of Defense. Requests for additional copies should be addressed to the Director for Information Operations and Reports, WHS, Room 1C535, The Pentagon, Washington, D.C. 20301. (When ordering please cite publication number M03.)

**NOTE: Excluded from all total DoD strength figures for Fiscal Year 1984 are approximately 49,000 full-time military personnel who are paid from other than active duty military personnel appropriations. This group is funded from appropriations for reserve components and Comps of Engineers civil functions.*

T A B L E O F C O N T E N T S

	<u>Page</u>
<u>Active Duty Military Manpower Statistics</u>	
Figure 1-1 Department of Defense Active Duty Military Personnel	1
Table P10 Summary of Military Personnel	3
Table P11 Department of Defense Manpower Comparison	4
Table P11.1 Military and Civilian Direct Hire Civilian Personnel, by Component (Excluding the Military Departments), According to Type	5
Table P22.1 Total Active Duty Military Personnel by Service	6
Table P23.1 Active Duty Officer Personnel and Percent of Total Military Personnel, by Service	7
Table P23.3 Total Active Duty Military Personnel by Type	8
Table P23.4 Army Active Duty Military Personnel by Type	9
Table P23.5 Navy Active Duty Military Personnel by Type	10
Table P23.6 Marine Corps Active Duty Military Personnel by Type	11
Table P23.7 Air Force Active Duty Military Personnel by Type	12
Table P23.41 Army Active Duty Military Personnel	13
Table P23.51 Navy Active Duty Military Personnel	14
Table P23.61 Marine Corps Active Duty Military Personnel	15
Table P23.71 Air Force Active Duty Military Personnel	16
Table P25.6 Female Military Personnel on Active Duty, Officers and Enlisted, by Service	17

	<u>Page</u>
<u>Active Duty Military Manpower Statistics</u>	
Table P26.0	18
Table P26.02	19
Table P26.04	20
Table P26.05	21
Table P27.1	22
Table P27.21	23
Table P27.22	24
Table P27.23	25
Table P27.24	26
*Table P29.20-29.34	27
*Table P309A	30
Glossary of Terms	35

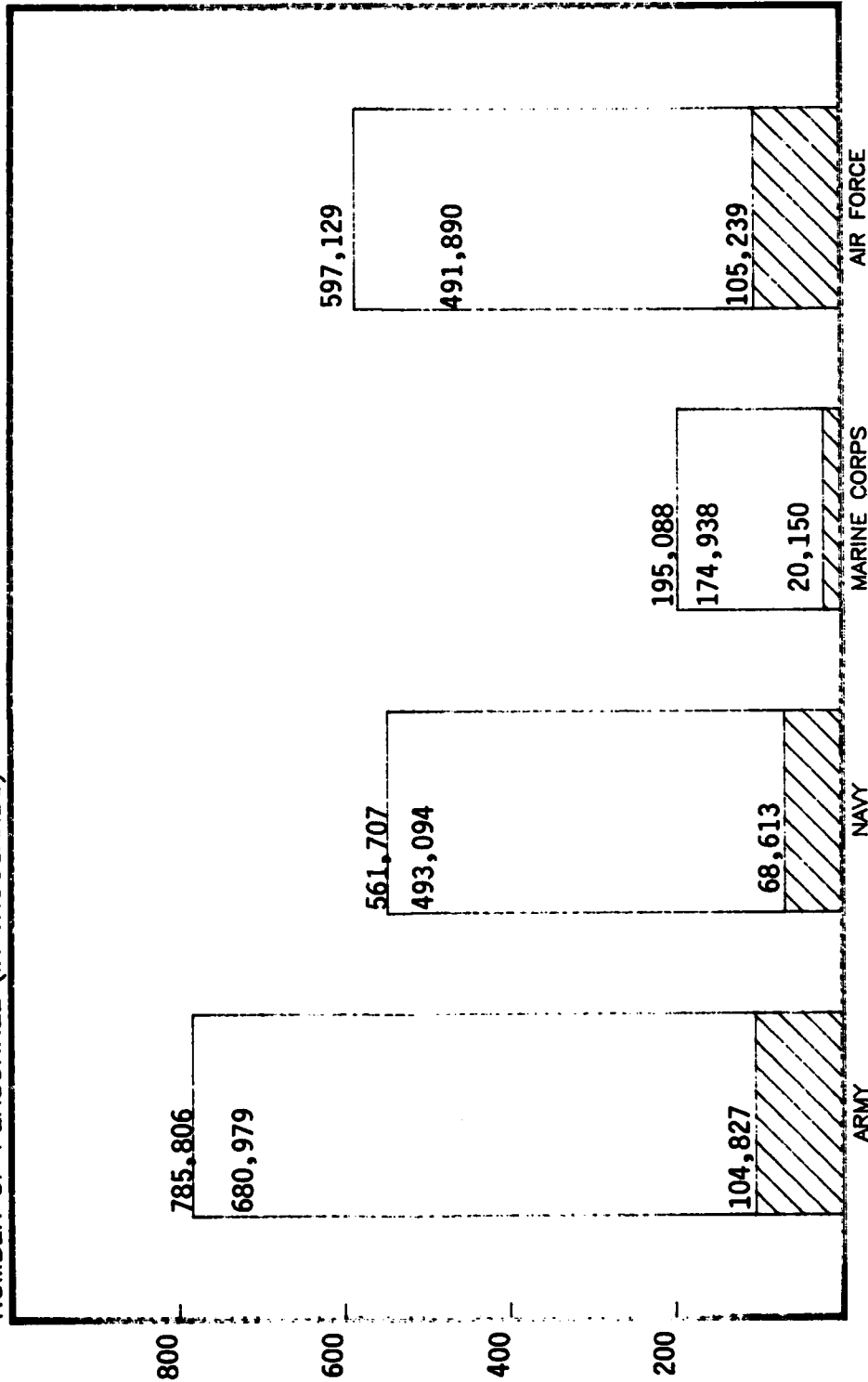
* Prepared quarterly, this table is updated in March, June, September and December.

DOD ACTIVE DUTY MILITARY PERSONNEL

MARCH 31, 1984

OFFICERS
ENLISTED/
CADETS

NUMBER OF PERSONNEL (IN THOUSANDS)



MILITARY SERVICE

FIGURE 1-1

TABLE P10

DEPARTMENT OF DEFENSE
SUMMARY OF MILITARY PERSONNEL

	TOTAL DOD	ARMY	NAVY	MARINE CORPS	AIR FORCE
1. ACTIVE DUTY MILITARY AS OF MAR 31 1984					
OFFICER	298,829	104,827	68,613	20,150	105,239
ENLISTED	1,827,897	676,573	488,726	174,938	487,660
CADETS & MIDSHIPMEN	13,004	4,406	4,368	-	4,230
TOTAL ACTIVE DUTY MILITARY	2,139,730	785,806	561,707	195,088	597,129
2. OFFICER TRAINING IN COLLEGES A/ AS OF MAY 1983	99,121	71,954	8,224	-	18,943

A/ EXCLUDES 175,538 IN JUNIOR DIVISION, MILITARY
SCHOOLS AND NATIONAL CADETS CORPS.

TABLE P11
 DOD MANPOWER COMPARISON
 (MILITARY & CIVIL FUNCTIONS) A/

DATE	TOTAL DOD	ARMY			AIR FORCE			NAVY AND MARINE CORPS				OSD/JCS/ ODA
		MILI-TARY	CIVIL- IAN B/	TOTAL	MILI-TARY	CIVIL- IAN B/	TOTAL	NAVY MILI-TARY	MARINE CORPS MILI-TARY	CIVIL- IAN B/	TOTAL	
OCT 31 83	3,154,214	778,054	372,233	1,150,287	592,500	242,228	834,728	556,739	193,171	336,390	1,086,300	82,899
NOV 30 83	3,166,949	782,305	374,301	1,156,606	592,862	244,155	837,017	557,420	193,900	338,275	1,089,595	83,731
DEC 31 83	3,169,174	778,869	374,992	1,153,861	593,798	246,264	840,062	557,384	193,858	339,891	1,091,133	84,118
JAN 31 84	3,172,045	782,738	374,213	1,156,951	595,686	244,629	840,315	557,046	194,989	338,469	1,090,504	84,275
FEB 29 84	3,178,255	785,241	375,124	1,160,365	596,507	245,221	841,728	558,435	194,606	338,429	1,091,470	84,692
MAR 31 84	3,185,440	785,806	376,622	1,162,428	597,129	245,323	842,452	561,707	195,088	338,931	1,095,726	84,834

A/ CIVIL FUNCTIONS INCLUDES CIVILIAN PERSONNEL ONLY.

B/ "TOTAL PAID EMPLOYEES" AS REPORTED OFFICIALLY TO THE OFFICE OF PERSONNEL MANAGEMENT; EXCLUDES OVERSEAS SUPPORT PERSONNEL (INDIRECT HIRE).

C/ CIVILIAN PERSONNEL ONLY. MILITARY PERSONNEL ASSIGNED TO OSD, OJCS AND OTHER DEFENSE ACTIVITIES (ODA) ARE REPORTED BY THEIR RESPECTIVE SERVICES.

TABLE P11.1

Military and Direct Hire Civilian Personnel, by Component (Excluding the Military Departments), According to Type

March 31, 1984

DEFENSE COMPONENT	TOTAL	CIVILIAN ^{a/}	TOTAL	MILITARY ^{b/}	
				OFFICER	ENLISTED
TOTALS	<u>92,579</u>	<u>84,834</u>	<u>7,745</u>	<u>4,639</u>	<u>3,106</u>
OSD and Related Activities ^{c/}	5,558	3,599	1,959	1,404	555
Defense Audiovisual Agency	270	260	10	10	-
Defense Communications Agency	3,442	1,766	1,676	536	1,140
Defense Contract Audit Agency	3,823	3,823	-	-	-
Defense Intelligence Agency	4,932	2,937	1,995	1,303	692
Defense Investigative Service	3,369	3,328	41	2	39
Defense Logistics Agency	48,530	47,569	961	805	156
Defense Mapping Agency	9,410	8,961	449	183	266
Defense Nuclear Agency	1,199	682	517	318	199
Department of Defense Dependents Schools	11,167	11,167	-	-	-
Uniformed Services University of the Health Sciences	879	742	137 ^{d/}	78	59

^{a/} Includes personnel not subject to Office of Management and Budget (OMB) ceiling control.

^{b/} Military personnel assigned to OSD and related activities and Other Defense Agencies are included in the strength figures for the respective services.

^{c/} See the Glossary for a list of OSD and Related Activities.

^{d/} Excludes students.

TABLE P22.1

DEPARTMENT OF DEFENSE
TOTAL ACTIVE DUTY MILITARY PERSONNEL BY SERVICE

DATE	TOTAL DOD	ARMY	NAVY	MARINE CORPS	AIR FORCE
OCT 31 1983	2,120,464	778,054	556,739	193,171	592,500
NOV 30 1983	2,126,487	782,305	557,420	193,900	592,862
DEC 31 1983	2,123,909	778,869	557,384	193,858	593,798
JAN 31 1984	2,130,459	782,738	557,046	194,989	595,686
FEB 29 1984	2,134,789	785,241	558,435	194,606	596,507
MAR 31 1984	2,139,730	785,806	561,707	195,088	597,129

TABLE P23.1
 DEPARTMENT OF DEFENSE
 ACTIVE DUTY OFFICER PERSONNEL AND PERCENT OF TOTAL MILITARY PERSONNEL, BY SERVICE

DATE	TOTAL DOD		ARMY		NAVY		MARINE CORPS		AIR FORCE	
	NUMBER	%	NUMBER	%	NUMBER	%	NUMBER	%	NUMBER	%
OCT 31 1983	298,896	14.1	105,424	13.5	68,504	12.3	20,012	10.4	104,956	17.7
NOV 30 1983	298,917	14.1	105,016	13.4	68,781	12.3	20,020	10.3	105,100	17.7
DEC 31 1983	298,811	14.1	104,997	13.5	68,682	12.3	20,002	10.3	105,130	17.7
JAN 31 1984	299,502	14.1	105,246	13.4	68,654	12.3	20,280	10.4	105,322	17.7
FEB 29 1984	299,191	14.0	105,088	13.4	68,735	12.3	20,207	10.4	105,161	17.6
MAR 31 1984	298,829	14.0	104,827	13.3	68,613	12.2	20,150	10.3	105,239	17.6

TABLE P23.3

DEPARTMENT OF DEFENSE
TOTAL ACTIVE DUTY MILITARY PERSONNEL BY TYPE

DATE	TOTAL	OFFICERS	ENLISTED	A/ CADETS AND MIDSHIPMEN
OCT 31 1983	2,120,464	298,896	1,808,140	13,428
NOV 30 1983	2,126,487	298,917	1,814,197	13,373
DEC 31 1983	2,123,909	298,811	1,811,831	13,267
JAN 31 1984	2,130,459	299,502	1,817,772	13,185
FEB 29 1984	2,134,789	299,191	1,822,551	13,047
MAR 31 1984	2,139,730	298,829	1,827,897	13,004

A/ CONSISTS OF THE FOLLOWING:
FOR ARMY - CADETS, U. S. MILITARY ACADEMY
FOR NAVY - MIDSHIPMEN, U. S. NAVAL ACADEMY
FOR AIR FORCE - CADETS, U. S. AIR FORCE ACADEMY

TABLE P23.4

DEPARTMENT OF DEFENSE
ARMY ACTIVE DUTY MILITARY PERSONNEL BY TYPE

DATE	TOTAL	OFFICERS	ENLISTED	CADETS U. S. MILITARY ACADEMY
OCT 31 1983	778,054	105,424	668,071	4,559
NOV 30 1983	782,305	105,016	672,758	4,531
DEC 31 1983	778,869	104,997	669,367	4,505
JAN 31 1984	782,738	105,246	672,995	4,497
FEB 29 1984	785,241	105,088	675,724	4,429
MAR 31 1984	785,806	104,827	676,573	4,406

TABLE P23.5

DEPARTMENT OF DEFENSE
NAVY ACTIVE DUTY MILITARY PERSONNEL BY TYPE

DATE	TOTAL	OFFICERS	ENLISTED	MIDSHIPMEN U.S. NAVAL ACADEMY
OCT 31 1983	556,739	68,504	483,779	4,456
NOV 30 1983	557,420	68,781	484,183	4,456
DEC 31 1983	557,384	68,682	484,256	4,446
JAN 31 1984	557,046	68,654	483,952	4,440
FEB 29 1984	558,435	68,735	485,314	4,386
MAR 31 1984	561,707	68,613	488,726	4,368

TABLE P23.6

DEPARTMENT OF DEFENSE
MARINE CORPS ACTIVE DUTY MILITARY PERSONNEL BY TYPE

DATE	TOTAL	OFFICERS	ENLISTED
OCT 31 1983	193,171	20,012	173,159
NOV 30 1983	193,900	20,020	173,880
DEC 31 1983	193,858	20,002	173,856
JAN 31 1984	194,989	20,280	174,709
FEB 29 1984	194,606	20,207	174,399
MAR 31 1984	195,088	20,150	174,938

TABLE P23.7

DEPARTMENT OF DEFENSE
AIR FORCE ACTIVE DUTY MILITARY PERSONNEL BY TYPE

DATE	TOTAL	OFFICERS	ENLISTED	CADETS U.S.A.F. ACADEMY
OCT 31 1983	592,500	104,956	483,131	4,413
NOV 30 1983	592,862	105,100	483,376	4,386
DEC 31 1983	593,798	105,130	484,352	4,316
JAN 31 1984	595,686	105,322	486,116	4,248
FEB 29 1984	596,507	105,161	487,114	4,232
MAR 31 1984	597,129	105,239	487,660	4,230

TABLE P23.41

DEPARTMENT OF DEFENSE
ARMY ACTIVE DUTY MILITARY PERSONNEL

REPORTED STRENGTH, AND ADJUSTMENTS TO REPORTED STRENGTH TO DERIVE "DIRECT PROGRAM STRENGTH"
CHARGEABLE TO APPROPRIATION "MILITARY PERSONNEL, ARMY"

DATE	REPORTED STRENGTH		(LESS) REIMBURSABLES		DIRECT PROGRAM STRENGTH CHARGEABLE TO APPROPRIATION "MILITARY PERSONNEL, ARMY"		CADETS U.S. MILITARY ACADEMY	
	TOTAL	OFFICER	ENLISTED	TOTAL	OFFICER	ENLISTED	OFFICER	ENLISTED
OCT 31 1983	778,054	471	300	777,283	104,953	667,771	104,953	4,559
NOV 30 1983	782,305	469	298	781,538	104,547	672,460	104,547	4,531
DEC 31 1983	778,869	469	288	778,112	104,528	669,079	104,528	4,505
JAN 31 1984	782,738	471	296	781,971	104,775	672,699	104,775	4,497
FEB 29 1984	785,241	469	295	784,477	104,619	675,429	104,619	4,429
MAR 31 1984	785,806	477	298	785,031	104,350	676,275	104,350	4,406

TABLE P23.51

DEPARTMENT OF DEFENSE
NAVY ACTIVE DUTY MILITARY PERSONNEL

REPORTED STRENGTH, AND ADJUSTMENTS TO REPORTED STRENGTH TO DERIVE "DIRECT PROGRAM STRENGTH"
CHARGEABLE TO APPROPRIATION "MILITARY PERSONNEL, NAVY"

DATE	REPORTED STRENGTH	(LESS) REIMBURSABLES	DIRECT PROGRAM STRENGTH CHARGEABLE TO APPROPRIATION "MILITARY PERSONNEL, NAVY"	TOTAL	OFFICER	ENLISTED	OFFICER	ENLISTED	MIDSHIPMEN U.S. NAVAL ACADEMY
OCT 31 1983	556,739	409	555,266	555,266	68,095	482,715	68,095	482,715	4,456
NOV 30 1983	557,420	416	555,915	555,915	68,365	483,094	68,365	483,094	4,456
DEC 31 1983	557,384	421	555,886	555,886	68,261	483,179	68,261	483,179	4,446
JAN 31 1984	557,046	427	555,552	555,552	68,227	482,885	68,227	482,885	4,440
FEB 29 1984	558,435	431	556,944	556,944	68,304	484,254	68,304	484,254	4,386
MAR 31 1984	561,707	427	560,226	560,226	68,186	487,672	68,186	487,672	4,368

TABLE P23.61

DEPARTMENT OF DEFENSE
MARINE CORPS ACTIVE DUTY MILITARY PERSONNEL

REPORTED STRENGTH, AND ADJUSTMENTS TO REPORTED STRENGTH TO DERIVE "DIRECT PROGRAM STRENGTH"
CHARGEABLE TO APPROPRIATION "MILITARY PERSONNEL, MARINE CORPS"

DATE	REPORTED STRENGTH		(LESS) REIMBURSABLES		DIRECT PROGRAM STRENGTH CHARGEABLE TO APPN. "MILITARY PERSONNEL, MARINE CORPS"	
	TOTAL	OFFICER	ENLISTED	OFFICER	TOTAL	ENLISTED
OCT 31 1983	193,171	25	-	19,987	173,184	173,159
NOV 30 1983	193,900	24	1	19,996	173,879	173,879
DEC 31 1983	193,858	24	1	19,978	173,855	173,855
JAN 31 1984	194,989	26	1	20,254	174,708	174,708
FEB 29 1984	194,606	26	1	20,181	174,398	174,398
MAR 31 1984	195,088	24	1	20,126	174,937	174,937

TABLE P23.71

DEPARTMENT OF DEFENSE
AIR FORCE ACTIVE DUTY MILITARY PERSONNEL

REPORTED STRENGTH, AND ADJUSTMENTS TO REPORTED STRENGTH TO DERIVE "DIRECT PROGRAM STRENGTH"
CHARGEABLE TO APPROPRIATION "MILITARY PERSONNEL, AIR FORCE"

DATE	REPORTED STRENGTH	(LESS) REIMBURSABLES	DIRECT PROGRAM STRENGTH CHARGEABLE TO APPROP. "MILITARY PERSONNEL, AIR FORCE"	OFFICER	ENLISTED	TOTAL	OFFICER	ENLISTED	CADETS U.S.A.F. ACADEMY
OCT 31 1983	592,500	-	592,500	104,956	483,131	592,500	104,956	483,131	4,413
NOV 30 1983	592,862	-	592,862	105,100	483,376	592,862	105,100	483,376	4,386
DEC 31 1983	593,798	-	593,798	105,130	484,352	593,798	105,130	484,352	4,316
JAN 31 1984	595,686	-	595,686	105,322	486,116	595,686	105,322	486,116	4,248
FEB 29 1984	596,507	-	596,507	105,161	487,114	596,507	105,161	487,114	4,232
MAR 31 1984	597,129	-	597,129	105,239	487,660	597,129	105,239	487,660	4,230

TABLE P25.6
 DEPARTMENT OF DEFENSE
 FEMALE MILITARY PERSONNEL ON ACTIVE DUTY, OFFICERS AND ENLISTED, BY SERVICE

DATE	TOTAL DOD		ARMY		NAVY		MARINE CORPS		AIR FORCE				
	TOTAL	OFF	TOTAL	OFF	TOTAL	OFF	TOTAL	OFF	TOTAL	OFF			
OCT 31 83	198,492	27,305	171,187	9,521	66,752	6,410	40,761	8,828	623	8,205	66,220	10,751	55,469
NOV 30 83	199,717	27,445	172,272	9,553	67,457	6,463	40,975	8,890	615	8,275	66,379	10,814	55,565
DEC 31 83	199,458	27,374	172,084	9,543	67,122	6,447	41,203	8,842	616	8,226	66,301	10,768	55,533
JAN 31 84	200,271	27,493	172,778	9,572	67,601	6,462	41,316	8,855	642	8,213	66,465	10,817	55,648
FEB 29 84	200,654	27,557	173,097	9,645	67,579	6,476	41,539	8,917	643	8,274	66,498	10,793	55,705
MAR 31 84	200,630	27,509	173,121	9,599	67,283	6,493	41,733	9,011	640	8,371	66,511	10,777	55,734

TABLE P26.0
DEPARTMENT OF DEFENSE
MILITARY PERSONNEL ON ACTIVE DUTY BY GRADE IN WHICH SERVING

MARCH 31, 1984

RANK/GRADE	TOTAL DOD	ARMY	NAVY	MARINE CORPS	AIR FORCE
GENERAL - ADMIRAL	35	12	8	2	13
LT GENERAL - VICE ADMIRAL	124	47	33	7	37
MAJ GENERAL - REAR ADMIRAL(U)	362	141	80	23	118
BRIG GENERAL - REAR ADMIRAL(L) A/	529	195	131	33	170
COLONEL - CAPTAIN	14,671	4,785	3,747	630	5,509
LIEUTENANT COL - COMMANDER	32,884	10,897	7,643	1,666	12,678
MAJOR - LT COMMANDER	51,611	16,546	12,870	3,056	19,139
CAPTAIN - LIEUTENANT	99,788	34,755	19,948	6,182	38,903
1st LIEUTENANT - LIEUTENANT (JG)	42,036	13,635	10,788	3,464	14,149
2nd LIEUTENANT - ENSIGN	37,049	8,774	10,247	3,505	14,523
CHIEF WARRANT OFFICER W-4	2,381	1,666	585	130	-
CHIEF WARRANT OFFICER W-3	5,763	4,303	1,237	223	-
CHIEF WARRANT OFFICER W-2	8,735	6,707	1,296	732	-
WARRANT OFFICER W-1	2,861	2,364	-	497	-
TOTAL OFFICERS	298,829	104,827	68,613	20,150	105,239
E-9	14,322	4,157	3,853	1,299	5,013
E-8	37,845	15,702	8,723	3,741	9,679
E-7	127,045	50,718	30,664	9,117	36,546
E-6	230,299	88,808	70,081	15,377	56,033
E-5	356,733	121,894	102,047	24,493	108,299
E-4	413,108	180,227	98,800	33,516	100,565
E-3	380,993	100,233	104,427	47,829	128,504
E-2	133,507	49,742	36,908	24,411	22,446
E-1	134,045	65,092	33,223	15,155	20,575
TOTAL ENLISTED	1,827,897	676,573	488,726	174,938	487,660
CADETS & MIDSHIPMEN	13,004	4,406	4,368	-	4,230
GRAND TOTAL	2,139,730	785,806	561,707	195,088	597,129

A/ INCLUDES THE NEWLY REESTABLISHED RANK OF COMMODORE.

TABLE P26.02
 DEPARTMENT OF DEFENSE
 FEMALE MILITARY PERSONNEL ON ACTIVE DUTY BY GRADE IN WHICH SERVING
 MARCH 31, 1984

RANK/GRADE	TOTAL DOD	ARMY	NAVY	MARINE CORPS	AIR FORCE
GENERAL - ADMIRAL	-	-	-	-	-
LT GENERAL - VICE ADMIRAL	-	-	-	-	-
MAJ GENERAL - REAR ADMIRAL(U)	-	-	-	-	-
BRIG GENERAL - REAR ADMIRAL(L) A/	8	2	3	-	3
COLONEL - CAPTAIN	261	88	86	8	79
LIEUTENANT COL - COMMANDER	998	325	314	28	331
MAJOR - LT COMMANDER	3,274	1,146	1,102	64	962
CAPTAIN - LIEUTENANT	11,708	4,177	2,419	181	4,931
1st LIEUTENANT - LIEUTENANT (JG)	5,766	2,221	1,212	166	2,167
2nd LIEUTENANT - ENSIGN	5,227	1,436	1,336	151	2,304
CHIEF WARRANT OFFICER W-4	7	-	4	3	-
CHIEF WARRANT OFFICER W-3	23	11	8	4	-
CHIEF WARRANT OFFICER W-2	145	123	9	13	-
WARRANT OFFICER W-1	92	70	-	22	-
TOTAL OFFICERS	27,509	9,599	6,493	640	10,777
E-9	52	16	12	9	15
E-8	245	137	43	36	29
E-7	1,985	1,151	384	122	328
E-6	10,470	4,854	2,891	477	2,248
E-5	37,689	13,731	9,222	1,528	13,208
E-4	54,882	24,740	10,785	2,180	17,177
E-3	42,738	11,467	12,231	2,308	16,732
E-2	11,422	4,181	3,164	1,143	2,934
E-1	12,369	6,533	2,698	1,568	2,570
TOTAL ENLISTED	171,852	66,810	41,430	8,371	55,241
CADETS & MIDSHIPMEN	1,269	473	303	-	493
GRAND TOTAL	200,630	76,882	48,226	9,011	66,511

A/ INCLUDES THE NEWLY REESTABLISHED RANK OF COMMODORE.

TABLE P26.04

DEPARTMENT OF DEFENSE
MILITARY PERSONNEL ON ACTIVE DUTY BY GRADE IN WHICH SERVING

REGULAR A/

MARCH 31, 1984

RANK/GRADE	TOTAL DOD	ARMY	NAVY	MARINE CORPS	AIR FORCE
GENERAL	35	12	8	2	13
LT GENERAL	122	45	33	7	37
MAJ GENERAL	358	139	79	22	118
BRIG GENERAL	526	193	130	33	170
COLONEL	14,262	4,648	3,667	623	5,324
LIEUTENANT COL	31,231	10,146	7,342	1,639	12,104
MAJOR	45,810	13,883	11,743	2,985	17,199
CAPTAIN	58,937	14,010	14,486	5,292	25,149
1st LIEUTENANT	14,315	4,862	5,320	1,667	2,466
2nd LIEUTENANT	10,287	2,989	4,160	925	2,213
CHIEF WARRANT OFFICER W-4	2,076	1,373	575	128	-
CHIEF WARRANT OFFICER W-3	4,048	2,602	1,227	219	-
CHIEF WARRANT OFFICER W-2	2,991	980	1,283	728	-
WARRANT OFFICER W-1	604	107	-	497	-
TOTAL OFFICERS	185,602	55,989	50,053	14,767	64,793
E-9	14,264	4,153	3,814	1,286	5,011
E-8	37,692	15,686	8,619	3,720	9,667
E-7	126,549	50,679	30,269	9,064	36,537
E-6	229,489	88,781	69,405	15,299	56,004
E-5	353,519	121,876	99,594	24,226	107,823
E-4	407,008	180,214	92,835	33,468	100,491
E-3	362,008	100,166	86,523	47,796	127,523
E-2	123,026	49,530	28,380	24,382	20,734
E-1	127,337	64,861	26,782	15,139	20,555
TOTAL ENLISTED	1,780,892	675,946	446,221	174,380	484,345
CADETS & MIDSHIPMEN	13,004	4,406	4,368	-	4,230
REGULAR TOTAL	1,979,498	736,341	500,642	189,147	553,368

A/ REGULAR PLUS RETIRED REGULAR OFFICERS ON ACTIVE DUTY.
B/ INCLUDES THE NEWLY REESTABLISHED RANK OF COMMODORE.

TABLE P26.05
DEPARTMENT OF DEFENSE
MILITARY PERSONNEL ON ACTIVE DUTY BY GRADE IN WHICH SERVING

		RESERVE A/ MARCH 31, 1984			
RANK/GRADE	TOTAL DOD	ARMY	NAVY	MARINE CORPS	AIR FORCE
GENERAL	-	-	-	-	-
LT GENERAL	2	2	-	-	-
MAJ GENERAL	4	2	1	1	-
BRIG GENERAL	3	2	1	-	-
COLONEL	409	137	80	7	185
LIEUTENANT COL	1,653	751	301	27	574
MAJOR	5,801	2,663	1,127	71	1,940
CAPTAIN	40,851	20,745	5,462	890	13,754
1st LIEUTENANT	27,721	8,773	5,468	1,797	11,683
2nd LIEUTENANT	26,762	5,785	6,087	2,580	12,310
CHIEF WARRANT OFFICER W-4	305	293	10	2	-
CHIEF WARRANT OFFICER W-3	1,715	1,701	10	4	-
CHIEF WARRANT OFFICER W-2	5,744	5,727	13	4	-
WARRANT OFFICER W-1	2,257	2,257	-	-	-
TOTAL OFFICERS	113,227	48,838	18,560	5,383	40,446
E-9	58	4	39	13	2
E-8	153	16	104	21	12
E-7	496	39	395	53	9
E-6	810	27	676	78	29
E-5	3,214	18	2,453	267	476
E-4	6,100	13	5,965	48	74
E-3	18,985	67	17,904	33	981
E-2	10,481	212	8,528	29	1,712
E-1	6,708	231	6,441	16	20
TOTAL ENLISTED	47,005	627	42,505	558	3,315
RESERVE TOTAL	160,232	49,465	61,065	5,941	43,761

A/ INCLUDES RESERVE, NATIONAL GUARD, AUS, AND AFUS OFFICERS ON ACTIVE DUTY.
B/ INCLUDES THE NEWLY REESTABLISHED RANK OF COMMODORE.

TABLE P27.1
DEPARTMENT OF DEFENSE
SUMMARY OF ENLISTED PERSONNEL PROCUREMENT
FISCAL YEAR 1984

	OCT 1983	NOV 1983	DEC 1983	JAN 1984	FEB 1984	MAR 1984
TOTAL DEPARTMENT OF DEFENSE	50,561	44,618	38,142	48,347	45,652	49,923
INDUCTIONS	-	-	-	-	-	-
FIRST ENLISTMENTS	27,812	27,057	19,518	27,014	26,322	27,869
IMMEDIATE REENLISTMENTS	19,128	14,314	16,104	17,889	16,184	18,135
OTHER REENLISTMENTS	1,776	2,091	1,233	1,927	1,898	2,284
RESERVES TO ACTIVE DUTY A/	1,845	1,156	1,287	1,517	1,248	1,635
ARMY	20,679	21,130	13,230	20,949	20,583	20,474
INDUCTIONS	-	-	-	-	-	-
FIRST ENLISTMENTS	12,285	14,113	6,673	12,341	13,169	11,656
IMMEDIATE REENLISTMENTS	7,352	5,556	6,033	7,370	6,350	7,542
OTHER REENLISTMENTS	1,009	1,426	498	1,149	1,019	1,181
RESERVES TO ACTIVE DUTY	33	35	26	89	45	95
NAVY	15,241	9,575	10,392	10,653	10,388	12,998
INDUCTIONS	-	-	-	-	-	-
FIRST ENLISTMENTS	7,391	5,167	4,663	4,548	5,264	7,399
IMMEDIATE REENLISTMENTS	5,605	2,875	4,098	4,367	3,460	3,489
OTHER REENLISTMENTS	570	483	474	469	593	707
RESERVES TO ACTIVE DUTY	1,675	1,050	1,157	1,269	1,071	1,403
MARINE CORPS	4,965	4,399	4,280	5,986	4,658	5,362
INDUCTIONS	-	-	-	-	-	-
FIRST ENLISTMENTS	3,560	3,099	2,607	4,280	2,633	3,245
IMMEDIATE REENLISTMENTS	1,166	1,153	1,447	1,371	1,762	1,753
OTHER REENLISTMENTS	132	87	133	197	148	244
RESERVES TO ACTIVE DUTY	107	60	93	138	115	120
AIR FORCE	9,676	9,514	10,240	10,759	10,023	11,089
INDUCTIONS	-	-	-	-	-	-
FIRST ENLISTMENTS	4,576	4,678	5,575	5,845	5,256	5,569
IMMEDIATE REENLISTMENTS	5,005	4,730	4,526	4,781	4,612	5,351
OTHER REENLISTMENTS	65	95	128	112	138	152
RESERVES TO ACTIVE DUTY	30	11	11	21	17	17

A/ INCLUDES NATIONAL GUARD.

TABLE P27.21

DEPARTMENT OF DEFENSE
ARMY ENLISTED PERSONNEL PROCUREMENT
FISCAL YEAR 1984

	OCT 1983	NOV 1983	DEC 1983	JAN 1984	FEB 1984	MAR 1984
TOTAL	20,679	21,130	13,230	20,949	20,583	20,474
REGULAR ENL. AND REENL. - TOTAL	20,646	21,095	13,204	20,860	20,538	20,379
FIRST ENLISTMENTS	12,285	14,113	6,673	12,341	13,169	11,656
REENLISTMENTS - TOTAL	8,361	6,982	6,531	8,519	7,369	8,723
IMMEDIATE REENLISTMENTS	7,352	5,556	6,033	7,370	6,350	7,542
FORMER REGULAR FORMER RESERVE & N.G. FORMER INDUCTEE	7,351 1 -	5,556 - -	6,033 - -	7,369 1 -	6,349 1 -	7,542 - -
REENL. OTHER THAN IMMEDIATE	1,009	1,426	498	1,149	1,019	1,181
WITHIN 2-90 DAYS AFTER SEPARATION	53	61	17	62	61	63
FORMER REGULAR FORMER RESERVE & N.G. FORMER INDUCTEE FORMER OFFICER	9 37 3 4	16 34 8 3	7 7 1 2	14 31 8 9	13 37 11 -	9 46 4 4
OVER 90 DAYS AFTER SEPARATION	956	1,365	481	1,087	958	1,118
RESERVES AND N.G. CALLS	33	35	26	89	45	95

TABLE P27.22

DEPARTMENT OF DEFENSE
NAVY ENLISTED PERSONNEL PROCUREMENT
FISCAL YEAR 1984

	OCT 1983	NOV 1983	DEC 1983	JAN 1984	FEB 1984	MAR 1984
TOTAL	15,241	9,575	10,392	10,653	10,388	12,998
REGULAR ENL. AND REENL. - TOTAL	13,566	8,525	9,235	9,384	9,317	11,595
FIRST ENLISTMENTS	7,391	5,167	4,663	4,548	5,264	7,399
REENLISTMENTS - TOTAL	6,175	3,358	4,572	4,836	4,053	4,196
IMMEDIATE REENLISTMENTS	5,605	2,875	4,098	4,367	3,460	3,489
FORMER REGULAR FORMER RESERVE	5,154 451	2,666 209	3,816 282	3,943 424	3,247 213	3,211 278
REENL. OTHER THAN IMMEDIATE	570	483	474	469	593	707
WITHIN 2-90 DAYS AFTER SEPARATION	107	69	61	78	60	81
FORMER REGULAR FORMER RESERVE	107	69	61	78	60	81
OVER 90 DAYS AFTER SEPARATION	463	414	413	391	533	626
RESERVES TO ACTIVE DUTY	1,675	1,050	1,157	1,269	1,071	1,403
FIRST ENLISTMENTS REENLISTMENTS REPORTED TO ACTIVE DUTY	268 1,407	122 928	157 1,000	166 1,103	116 955	136 1,267

TABLE P27.23
 DEPARTMENT OF DEFENSE
 MARINE CORPS ENLISTED PERSONNEL PROCUREMENT
 FISCAL YEAR 1984

	OCT 1983	NOV 1983	DEC 1983	JAN 1984	FEB 1984	MAR 1984
TOTAL	4,965	4,399	4,280	5,986	4,658	5,362
REGULAR ENL. AND REENL. - TOTAL	4,858	4,339	4,187	5,848	4,543	5,242
FIRST ENLISTMENTS	3,560	3,099	2,607	4,280	2,633	3,245
REENLISTMENTS - TOTAL	1,298	1,240	1,580	1,568	1,910	1,997
IMMEDIATE REENLISTMENTS	1,166	1,153	1,447	1,371	1,762	1,753
FORMER REGULAR A/	1,130	1,149	1,444	1,366	1,759	1,750
FORMER RESERVE	36	4	3	5	3	3
FORMER INDUCTEE	-	-	-	-	-	-
REENL. OTHER THAN IMMEDIATE	132	87	133	197	148	244
WITHIN 2-90 DAYS AFTER SEPARATION	3	-	1	4	1	1
FORMER REGULAR	3	-	1	4	1	1
FORMER RESERVE	-	-	-	-	-	-
FORMER INDUCTEE	-	-	-	-	-	-
OVER 90 DAYS AFTER SEPARATION	129	87	132	193	147	243
RESERVES TO ACTIVE DUTY	107	60	93	138	115	120
FIRST ENLISTMENTS	-	-	-	-	-	-
REENLISTMENTS	1	4	2	-	2	1
REPORTED TO ACTIVE DUTY	106	56	91	138	113	119

A/ INCLUDES EXTENSIONS FOR WHICH REENLISTMENT BONUS IS PAID.
 B/ INCLUDES ENLISTMENTS OF FORMER OFFICERS.

TABLE P27.24

DEPARTMENT OF DEFENSE
AIR FORCE ENLISTED PERSONNEL PROCUREMENT
FISCAL YEAR 1984

	OCT 1983	NOV 1983	DEC 1983	JAN 1984	FEB 1984	MAR 1984
TOTAL	9,676	9,514	10,240	10,759	10,023	11,089
REGULAR ENL. AND REENL. - TOTAL	9,646	9,503	10,229	10,738	10,006	11,072
FIRST ENLISTMENTS	4,576	4,678	5,575	5,845	5,256	5,569
REENLISTMENTS - TOTAL	5,070	4,825	4,654	4,893	4,750	5,503
IMMEDIATE REENLISTMENTS	5,005	4,730	4,526	4,781	4,612	5,351
FORMER REGULAR FORMER RESERVE & N.G.	5,000	4,728	4,522	4,780	4,611	5,347
REENL. OTHER THAN IMMEDIATE	65	95	128	112	138	152
OVER 90 DAYS AFTER SEPARATION A/	65	95	128	112	138	152
RESERVES & N.G. TO ACTIVE DUTY	30	11	11	21	17	17

A/ INCLUDES ENLISTMENTS OF FORMER COMMISSIONED AND WARRANT OFFICERS.

TABLE P29.20-29.34
DEPARTMENT OF DEFENSE
REENLISTMENT RATES BY SERVICE

	A/ "UNADJUSTED" REENLISTMENT RATES FOR TOTAL REGULARS					B/ "ADJUSTED" REENLISTMENT RATES FOR TOTAL REGULARS				
	TOTAL DOD	ARMY	NAVY	MARINE CORPS	AIR FORCE	TOTAL DOD	ARMY	NAVY	MARINE CORPS	AIR FORCE
FY 1979										
ELIGIBLES	343,032	144,849	74,818	37,016	86,349	322,679	134,924	73,598	36,668	77,489
REENLISTMENTS	181,338	81,443	35,367	12,398	52,130	162,994	71,505	35,488	12,047	43,954
REENLISTMENT RATE	52.9%	56.2%	47.3%	33.5%	60.4%	50.5%	53.0%	48.2%	32.9%	56.7%
FY 1980										
ELIGIBLES	343,425	133,010	86,251	35,032	89,132	334,952	136,721	83,581	34,928	79,722
REENLISTMENTS	190,260	82,793	41,556	12,388	53,523	183,494	86,494	40,500	12,237	44,263
REENLISTMENT RATE	55.4%	62.2%	48.2%	35.4%	60.0%	54.8%	63.3%	48.5%	35.0%	55.5%
FY 1981										
ELIGIBLES	341,428	116,743	94,303	36,833	93,549	339,304	131,957	90,462	36,395	80,490
REENLISTMENTS	206,917	77,892	51,519	15,907	61,599	206,315	93,105	49,039	15,510	48,661
REENLISTMENT RATE	60.6%	66.7%	54.6%	43.2%	65.8%	60.8%	70.6%	54.2%	42.6%	60.5%
FY 1982										
ELIGIBLES	329,296	117,331	82,192	32,948	96,825	325,066	126,035	84,001	33,594	81,436
REENLISTMENTS	224,465	84,631	52,254	16,117	71,463	212,452	93,335	54,450	12,171	52,496
REENLISTMENT RATE	68.2%	72.1%	63.6%	48.9%	73.8%	65.4%	74.1%	64.8%	36.2%	64.5%
FY 1983										
ELIGIBLES	327,636	128,084	75,173	29,736	94,643	324,238	144,379	79,977	30,460	69,422
REENLISTMENTS	223,760	82,369	51,201	15,646	74,544	220,054	98,661	55,446	16,592	49,355
REENLISTMENT RATE	68.3%	64.3%	68.1%	52.6%	78.8%	67.9%	68.3%	69.3%	54.5%	71.1%

A/ "UNADJUSTED REENLISTMENT RATE" - THE RATIO OF TOTAL REENLISTMENTS OCCURRING IN A GIVEN PERIOD TO TOTAL SEPARATIONS ELIGIBLE TO REENLIST IN THE SAME PERIOD, EXPRESSED AS A PERCENTAGE.
 B/ "ADJUSTED REENLISTMENT RATE" - THE "UNADJUSTED" RATE ADJUSTED TO EXCLUDE THE EFFECTS OF: (1) EARLY SEPARATIONS FOR IMMEDIATE REENLISTMENTS AND (2) OTHER EARLY DISCHARGES OF ELIGIBLES UNDER EARLY RELEASE PROGRAMS.

TABLE P29.20-29.34

DEPARTMENT OF DEFENSE
REENLISTMENT RATES BY SERVICE

	A/ "UNADJUSTED" REENLISTMENT RATES FOR FIRST-TERM REGULARS				B/ "ADJUSTED" REENLISTMENT RATES FOR FIRST-TERM REGULARS					
	TOTAL DOD	ARMY	NAVY	MARINE CORPS	AIR FORCE	TOTAL DOD	ARMY	NAVY	MARINE CORPS	AIR FORCE
FY 1979										
ELIGIBLES	171,034	62,909	45,204	21,029	41,892	159,988	59,604	44,308	20,925	35,151
REENLISTMENT RATE	64.001 37.4%	27.027 43.0%	16.949 37.5%	4.107 19.5%	15.918 38.0%	54.369 34.0%	23.714 39.8%	17.080 38.5%	4.010 19.2%	9.565 27.2%
FY 1980										
ELIGIBLES	165,525	50,288	53,670	19,364	42,203	161,232	52,231	51,976	19,575	37,450
REENLISTMENT RATE	64.762 39.1%	25.434 50.6%	19.721 36.7%	4.493 23.2%	15.114 35.8%	61.610 38.2%	27.370 52.4%	19.138 36.8%	4.672 23.9%	10.430 27.9%
FY 1981										
ELIGIBLES	161,600	38,762	55,107	23,875	43,856	158,676	43,013	53,583	24,120	37,960
REENLISTMENT RATE	69.435 43.0%	21.312 55.0%	22.968 41.7%	6.340 26.6%	18.815 42.9%	67.709 42.7%	25.563 59.4%	22.521 42.0%	6.630 27.5%	12.995 34.2%
FY 1982										
ELIGIBLES	148,862	36,302	43,659	21,342	47,559	149,480	39,276	45,522	21,769	42,913
REENLISTMENT RATE	77.279 51.9%	21.008 57.9%	21.949 50.3%	7.262 34.0%	27.060 56.9%	69.725 46.6%	23.982 61.1%	23.871 52.4%	3.103 14.3%	18.769 43.7%
FY 1983										
ELIGIBLES	145,300	39,353	39,185	19,524	47,238	140,783	45,114	41,372	20,059	34,238
REENLISTMENT RATE	75.914 52.2%	16.100 40.9%	21.824 55.7%	6.906 35.4%	31.084 65.8%	70.773 50.3%	21.858 48.5%	23.182 56.0%	7.631 38.0%	18.102 43.7%

A/ "UNADJUSTED REENLISTMENT RATE" - THE RATIO OF TOTAL REENLISTMENTS OCCURRING IN A GIVEN PERIOD TO TOTAL SEPARATIONS ELIGIBLE TO REENLIST IN THE SAME PERIOD, EXPRESSED AS A PERCENTAGE.

B/ "ADJUSTED REENLISTMENT RATE" - THE "UNADJUSTED" RATE ADJUSTED TO EXCLUDE THE EFFECTS OF: (1) EARLY SEPARATIONS FOR IMMEDIATE REENLISTMENTS AND (2) OTHER EARLY DISCHARGES OF ELIGIBLES UNDER EARLY RELEASE PROGRAMS.

TABLE P29.20-29.34
DEPARTMENT OF DEFENSE
REENLISTMENT RATES BY SERVICE

	A/ "UNADJUSTED" REENLISTMENT RATES FOR CAREER REGULARS				B/ "ADJUSTED" REENLISTMENT RATES FOR CAREER REGULARS					
	TOTAL DOD	ARMY	NAVY	MARINE CORPS	AIR FORCE	TOTAL DOD	ARMY	NAVY	MARINE CORPS	AIR FORCE
FY 1979										
ELIGIBLES	171,998	81,940	29,614	15,987	44,457	162,691	75,320	29,290	15,743	42,338
REENLISTMENT RATE	117.337	54.416	18.418	8.291	36.212	108.625	47.791	18.408	8.037	34.389
	68.2%	66.4%	62.2%	51.9%	81.5%	66.8%	63.5%	62.8%	51.1%	81.2%
FY 1980										
ELIGIBLES	177,900	82,722	32,581	15,668	46,929	173,720	84,490	31,605	15,353	42,272
REENLISTMENT RATE	125.498	57.359	21.835	7.895	38.409	121.884	59.124	21.362	7.565	33.833
	70.5%	69.3%	67.0%	50.4%	81.8%	70.2%	70.0%	67.6%	49.3%	80.0%
FY 1981										
ELIGIBLES	179,828	77,981	39,196	12,958	49,693	180,628	88,944	36,879	12,275	42,530
REENLISTMENT RATE	137.482	56.580	28.551	9.567	42.784	138.606	67.542	26.518	8.880	35.666
	76.5%	72.6%	72.8%	73.8%	86.1%	76.7%	75.9%	71.9%	72.3%	83.9%
FY 1982										
ELIGIBLES	180,434	81,029	38,533	11,606	49,266	175,586	86,759	38,479	11,825	38,523
REENLISTMENT RATE	147.186	63.623	30.305	8.855	44.403	142.727	69.353	30.579	9.068	33.727
	81.6%	78.5%	78.6%	76.3%	90.1%	81.3%	79.9%	79.5%	76.7%	87.6%
FY 1983										
ELIGIBLES	182,336	88,731	35,988	10,212	47,405	183,455	99,265	38,605	10,401	35,184
REENLISTMENT RATE	147.846	66.269	29.377	8.740	43.460	149.281	76.803	32.264	8.961	31.253
	81.1%	74.7%	81.6%	85.6%	91.7%	81.4%	77.4%	83.6%	86.2%	88.8%

A/ "UNADJUSTED REENLISTMENT RATE" - THE RATIO OF TOTAL REENLISTMENTS OCCURRING IN A GIVEN PERIOD TO TOTAL SEPARATIONS ELIGIBLE TO REENLIST IN THE SAME PERIOD EXPRESSED AS A PERCENTAGE.

B/ "ADJUSTED REENLISTMENT RATE" - THE "UNADJUSTED" RATE ADJUSTED TO EXCLUDE THE EFFECTS OF: (1) EARLY SEPARATIONS FOR IMMEDIATE REENLISTMENTS AND (2) OTHER EARLY DISCHARGES OF ELIGIBLES UNDER EARLY RELEASE PROGRAMS.

TABLE P309A

DEPARTMENT OF DEFENSE
ACTIVE DUTY MILITARY PERSONNEL STRENGTHS BY REGIONAL AREA AND BY COUNTRY

REGIONAL AREA/COUNTRY	MARCH 31, 1984			
	TOTAL	ARMY	AIR FORCE	NAVY MARINE CORPS
U. S. TERRITORY AND SPECIAL LOCATIONS				
CONTINENTAL UNITED STATES (CONUS)	1,313,950	476,534	432,162	262,347
ALASKA	20,628	8,023	10,794	1,605
HAWAII	47,055	19,266	6,567	12,575
AMERICAN SAMOA	3	3	0	0
GUAM	9,205	29	4,105	4,680
JOHNSTON ATOLL	146	140	6	0
MIDWAY ISLANDS	11	0	11	0
PUERTO RICO	3,775	478	70	3,059
TRUST TERRITORY OF THE PACIFIC ISLANDS 1/	78	36	13	168
VIRGIN ISLANDS OF THE U.S.	9	7	1	0
WAKE ISLAND	7	0	7	0
TRANSIENTS	56,156	17,808	16,849	16,049
AFLAOT	157,463	0	0	157,463
TOTAL-U.S. TERR. AND SPECIAL LOCATIONS	1,608,486	522,324	470,574	457,819
FOREIGN COUNTRIES				
(1) WESTERN & SOUTHERN EUROPE				
AUSTRIA	26	5	2	19
BELGIUM*	2,196	1,387	663	117
CYPRUS	15	3	2	0
DENMARK*	56	9	19	16
FINLAND	19	5	2	2
FRANCE*	69	16	12	9
GERMANY (FED. REPUBLIC & WEST BERLIN)*	252,530	212,452	39,665	329
GIBRALTAR	4	0	0	4
GREECE*	3,678	553	2,664	447
GREENLAND*	345	0	345	0
ICELAND*	3,199	2	1,206	1,879
IRELAND	8	2	0	0
ITALY*	14,219	4,325	5,166	4,457
LUXEMBOURG*	8	2	0	0
MALTA	1	1	0	0
NETHERLANDS*	2,721	779	1,917	16
NORWAY*	222	36	130	40
PORTUGAL*	1,666	75	1,191	387
SPAIN*	9,714	19	5,205	4,288
SWEDEN	16	1	6	2
SWITZERLAND	32	5	3	0

1/ Includes five civic action teams of approximately 13 persons each
(1 in Palau and 4 in the Federated States of Micronesia).

TABLE P309A

DEPARTMENT OF DEFENSE
ACTIVE DUTY MILITARY PERSONNEL STRENGTHS BY REGIONAL AREA AND BY COUNTRY

REGIONAL AREA/COUNTRY	MARCH 31, 1984			
	TOTAL	ARMY	AIR FORCE	NAVY MARINE CORPS
TURKEY*	5,238	1,326	3,811	82
UNITED KINGDOM*	28,560	220	25,681	2,290
AFLOAT	34,804	0	0	1,824
TOTAL-WESTERN & SOUTHERN EUROPE	359,346	221,223	87,690	47,345
(*EUROPEAN NATO)	(324,421)	(221,201)	(87,675)	(14,357)
(*EUROPEAN NATO PERMANENTLY ASSIGNED)	(324,359)	(221,313)	(87,557)	(14,301)
(2) EAST ASIA AND PACIFIC				
AUSTRALIA	752	28	293	423
BURMA	11	3	2	0
CHINA	25	6	4	2
FIJI	1	0	0	1
HONG KONG	42	12	5	15
INDONESIA	51	13	12	13
JAPAN (INCLUDING OKINAWA)	45,651	2,544	14,572	7,488
MALAYSIA	19	8	2	0
NEW ZEALAND	64	3	10	45
PHILIPPINES	14,930	54	9,143	5,094
REPUBLIC OF KOREA	40,791	28,514	11,844	377
SINGAPORE	26	3	3	12
THAILAND	119	61	33	9
WESTERN SAMOA	0	0	0	0
AFLOAT	20,654	0	0	18,152
TOTAL-EAST ASIA & PACIFIC	123,136	31,249	35,923	34,631
(3) AFRICA, NEAR EAST AND SOUTH ASIA				
AFGHANISTAN	6	0	0	0
ALGERIA	8	2	0	0
BAHRAIN	96	3	1	92
BANGLADESH	8	2	0	0
BRITISH INDIAN OCEAN TERRITORY (INCLUDES DIEGO GARCIA)	1,484	0	13	1,471
CAMEROON	8	2	0	0
CONGO	8	1	0	1
EGYPT	1,226	1,085	85	32
ETHIOPIA	13	0	0	0
GABON	6	0	0	0
GHANA	11	3	0	0
INDIA	34	6	5	4
ISRAEL	78	25	18	8
IVORY COAST	10	3	0	0
TOTAL	5,238	1,326	3,811	82
	28,560	220	25,681	2,290
	34,804	0	0	1,824
	359,346	221,223	87,690	47,345
	(324,421)	(221,201)	(87,675)	(14,357)
	(324,359)	(221,313)	(87,557)	(14,301)
	752	28	293	423
	11	3	2	0
	25	6	4	2
	1	0	0	1
	42	12	5	15
	51	13	12	13
	45,651	2,544	14,572	7,488
	19	8	2	0
	64	3	10	45
	14,930	54	9,143	5,094
	40,791	28,514	11,844	377
	26	3	3	12
	119	61	33	9
	0	0	0	0
	20,654	0	0	18,152
	123,136	31,249	35,923	34,631
	6	0	0	0
	8	2	0	0
	96	3	1	92
	8	2	0	0
	1,484	0	13	1,471
	8	2	0	0
	8	1	0	1
	1,226	1,085	85	32
	13	0	0	0
	6	0	0	0
	11	3	0	0
	34	6	5	4
	78	25	18	8
	10	3	0	0
	5,238	1,326	3,811	82
	28,560	220	25,681	2,290
	34,804	0	0	1,824
	359,346	221,223	87,690	47,345
	(324,421)	(221,201)	(87,675)	(14,357)
	(324,359)	(221,313)	(87,557)	(14,301)
	752	28	293	423
	11	3	2	0
	25	6	4	2
	1	0	0	1
	42	12	5	15
	51	13	12	13
	45,651	2,544	14,572	7,488
	19	8	2	0
	64	3	10	45
	14,930	54	9,143	5,094
	40,791	28,514	11,844	377
	26	3	3	12
	119	61	33	9
	0	0	0	0
	20,654	0	0	18,152
	123,136	31,249	35,923	34,631
	6	0	0	0
	8	2	0	0
	96	3	1	92
	8	2	0	0
	1,484	0	13	1,471
	8	2	0	0
	8	1	0	1
	1,226	1,085	85	32
	13	0	0	0
	6	0	0	0
	11	3	0	0
	34	6	5	4
	78	25	18	8
	10	3	0	0
	5,238	1,326	3,811	82
	28,560	220	25,681	2,290
	34,804	0	0	1,824
	359,346	221,223	87,690	47,345
	(324,421)	(221,201)	(87,675)	(14,357)
	(324,359)	(221,313)	(87,557)	(14,301)
	752	28	293	423
	11	3	2	0
	25	6	4	2
	1	0	0	1
	42	12	5	15
	51	13	12	13
	45,651	2,544	14,572	7,488
	19	8	2	0
	64	3	10	45
	14,930	54	9,143	5,094
	40,791	28,514	11,844	377
	26	3	3	12
	119	61	33	9
	0	0	0	0
	20,654	0	0	18,152
	123,136	31,249	35,923	34,631
	6	0	0	0
	8	2	0	0
	96	3	1	92
	8	2	0	0
	1,484	0	13	1,471
	8	2	0	0
	8	1	0	1
	1,226	1,085	85	32
	13	0	0	0
	6	0	0	0
	11	3	0	0
	34	6	5	4
	78	25	18	8
	10	3	0	0
	5,238	1,326	3,811	82
	28,560	220	25,681	2,290
	34,804	0	0	1,824
	359,346	221,223	87,690	47,345
	(324,421)	(221,201)	(87,675)	(14,357)
	(324,359)	(221,313)	(87,557)	(14,301)
	752	28	293	423
	11	3	2	0
	25	6	4	2
	1	0	0	1
	42	12	5	15
	51	13	12	13
	45,651	2,544	14,572	7,488
	19	8	2	0
	64	3	10	45
	14,930	54	9,143	5,094
	40,791	28,514	11,844	377
	26	3	3	12
	119	61	33	9
	0	0	0	0
	20,654	0	0	18,152
	123,136	31,249	35,923	34,631
	6	0	0	0
	8	2	0	0
	96	3	1	92
	8	2	0	0
	1,484	0	13	1,471
	8	2	0	0
	8	1	0	1
	1,226	1,085	85	32
	13	0	0	0
	6	0	0	0
	11	3	0	0
	34	6	5	4
	78	25	18	8
	10	3	0	0
	5,238	1,326	3,811	82
	28,560	220	25,681	2,290
	34,804	0	0	1,824
	359,346	221,223	87,690	47,345
	(324,421)	(221,201)	(87,675)	(14,357)
	(324,359)	(221,313)	(87,557)	(14,301)
	752	28	293	423
	11	3	2	0
	25	6	4	2
	1	0	0	1
	42	12	5	15
	51	13	12	13
	45,651	2,544	14,572	7,488
	19	8	2	0
	64	3	10	45
	14,930	54	9,143	5,094
	40,791	28,514	11,844	377
	26	3	3	12
	119	61	33	9
	0	0	0	0
	20,654	0	0	18,152
	123,136	31,249	35,923	34,631
	6	0	0	0
	8	2	0	0
	96	3	1	92
	8	2	0	0
	1,484	0	13	1,471
	8	2	0	0
	8	1	0	1
	1,226	1,085	85	32
	13	0	0	0
	6	0	0	0
	11	3	0	0
	34	6	5	4
	78	25	18	8
	10	3	0	0
	5,238	1,326	3,811	82
	28,560	220	25,681	2,290
	34,804	0	0	1,824
	359,346	221,223	87,690	47,345
	(324,421)	(221,201)	(87,675)	(14,357)
	(324,359)	(221,313)	(87,557)	(14,301)
	752	28	293	423
	11	3	2	0
	25	6	4	2
	1	0	0	1
	42	12	5	15
	51	13	12	13
	45,651	2,544	14,572	7,488
	19	8	2	0
	64	3	10	45
	14,930	54	9,143	5,094
	40,791	28,514	11,844	377
	26	3	3	12
	119	61	33	9
	0	0	0	0
	20,654	0	0	18,152
	123,136	31,249	35,923	34,631
	6	0	0	0
	8	2	0	0
	96	3	1	92
	8	2	0	0
	1,484	0	13	1,471
	8	2	0	0
	8	1	0	1
	1,226	1,085	85	32
	13	0	0	0
	6	0	0	0
	11	3	0	0
	34	6	5	4
	78	25	18	8
	10	3	0	0
	5,238	1,326	3,811	82
	28,560	220	25,681	2,290
	34,804	0		

TABLE P309A

DEPARTMENT OF DEFENSE
ACTIVE DUTY MILITARY PERSONNEL STRENGTHS BY REGIONAL AREA AND BY COUNTRY

MARCH 31, 1984

REGIONAL AREA/COUNTRY	TOTAL	ARMY	AIR FORCE	NAVY	MARINE CORPS
JORDAN	29	15	6	0	8
KENYA	36	11	14	2	9
KUWAIT	31	21	1	1	8
LEBANON	71	54	0	1	16
LIBERIA	25	12	2	4	7
MADAGASCAR	7	0	0	2	5
MALAWI	3	3	0	0	0
MALI	6	0	0	0	6
MAURITIUS	6	0	0	0	6
MOROCCO	48	13	16	3	16
NEPAL	8	2	0	0	6
NIGER	6	0	0	0	6
NIGERIA	21	6	3	0	12
OMAN	18	5	3	1	9
PAKISTAN	37	11	8	2	16
ST. HELENA (INCLUDES ASCENSION ISLAND)	2	0	2	0	0
SAUDI ARABIA	580	228	266	67	19
SENEGAL	9	0	0	2	7
SEYCHELLES	4	0	4	0	0
SOMALIA	22	11	3	2	6
SOUTH AFRICA	19	2	4	1	12
SRI LANKA	10	0	0	3	7
SUDAN	24	8	7	0	9
SYRIA	13	3	0	0	10
TANZANIA, UNITED REPUBLIC OF	6	0	0	0	6
TUNISIA	23	10	2	1	10
UNITED ARAB EMIRATES	4	2	2	0	0
UPPER VOLTA	4	0	0	0	4
YEMEN (SAMAA)	21	11	4	0	6
ZAIRE	22	7	7	0	8
ZAMBIA	5	0	0	0	5
ZIMBABWE	4	2	0	0	2
AFLOAT	12,422	0	0	12,422	0
TOTAL-AFRICA, NEAR EAST & SOUTH ASIA	16,542	1,569	476	14,122	375
(4) WESTERN HEMISPHERE					
ANTIGUA	98	0	1	97	0
ARGENTINA	23	4	8	2	9
BAHAMAS, THE	29	2	3	18	6
BARBADOS	13	5	0	7	1
BELIZE	4	3	0	1	0

TABLE P309A
 DEPARTMENT OF DEFENSE
 ACTIVE DUTY MILITARY PERSONNEL STRENGTHS BY REGIONAL AREA AND BY COUNTRY

MARCH 31, 1984

REGIONAL AREA/COUNTRY	TOTAL	ARMY	AIR FORCE	NAVY	MARINE CORPS
BERMUDA	1,468	0	0	1,389	79
BOLIVIA	14	4	3	0	7
BRAZIL	50	13	7	5	25
CANADA	678	11	222	433	12
CHILE	20	3	2	2	13
COLOMBIA	30	8	5	3	14
COSTA RICA	14	5	0	0	9
CUBA (GUANTANAMO)	2,501	4	1	1,882	614
DOMINICAN REPUBLIC	18	4	2	3	9
ECUADOR	22	5	5	3	9
EL SALVADOR	67	42	3	1	21
GRENADA	178	172	0	0	6
GUATEMALA	19	4	1	0	14
GUYANA	6	0	0	0	6
HAITI	10	2	1	0	7
HONDURAS 2/	2,087	1,849	33	3	202
JAMAICA	14	1	0	3	10
MEXICO	54	30	7	3	14
NICARAGUA	12	3	1	0	8
PANAMA	9,735	7,107	2,104	379	145
PARAGUAY	13	4	1	1	7
PERU	30	5	8	9	8
SURINAME	3	3	0	0	0
URUGUAY	14	4	2	1	7
VENEZUELA	37	5	21	5	6
AFL0AT	14,204	0	0	6,046	8,158
TOTAL-WESTERN HEMISPHERE	31,465	9,302	2,441	10,290	9,432
(5) ANTARCTICA	67	0	0	67	0
(6) EASTERN EUROPE					
BULGARIA	10	2	2	0	6
CZECHOSLOVAKIA	10	1	3	0	6
GERMAN DEMOCRATIC REPUBLIC	52	45	0	0	7
HUNGARY	12	4	1	0	7
POLAND	16	3	1	0	12
ROMANIA	13	3	1	0	9
UNION OF SOVIET SOCIALIST REPUBLICS	54	8	7	4	35
YUGOSLAVIA	18	4	4	1	9
TOTAL-EASTERN EUROPE	185	70	19	5	91

2/ Number includes military personnel on TDY for planning and conduct of exercises.

TABLE P309A
 DEPARTMENT OF DEFENSE
 ACTIVE DUTY MILITARY PERSONNEL STRENGTHS BY REGIONAL AREA AND BY COUNTRY

REGIONAL AREA/COUNTRY	MARCH 31, 1984			
	TOTAL	ARMY	AIR FORCE	NAVY MARINE CORPS
(7) UNDISTRIBUTED	86	69	6	11
TOTAL FOREIGN COUNTRIES	531,244	263,482	126,555	103,888
ASHORE	448,743	263,482	126,555	33,871
AFLOAT	82,501	0	0	70,017
TOTAL WORLDWIDE	2,139,730	785,806	597,129	561,707
ASHORE	1,899,766	785,806	597,129	334,227
AFLOAT	239,964	0	0	227,480

NOTE: ASHORE INCLUDES TEMPORARILY SHORE-BASED.

G L O S S A R Y O F T E R M S

Active Duty: Full-time duty in the active service of a uniformed service, including duty on the active list, full-time training duty, annual training duty, and attendance while in the active service, at a school designated as a service school by law or by the Secretary concerned.

Armed Forces of the United States: Includes the Army, Navy, Air Force, Marine Corps, and Coast Guard, and all components thereof.

Career Regular: Individual serving on active duty in the regular component for a second or subsequent term of service or on an extended tour for which a reenlistment bonus was paid. An individual serving on an initial term of service in the regular component of a Service with at least 24 months of prior active duty with another Service will be considered a career regular.

Civil Functions: Functions primarily associated with the Civil Works program of the Army Corps of Engineers. This program encompasses planning, programming, designing, constructing, and operating Federal water resource projects for navigation, flood control, hydroelectric power, water supply, recreation, and related activities. Civil Functions also includes cemeterial workers (Army) and several conservation management employees (Air Force).

Continental United States: Unless otherwise qualified, means the 48 contiguous States and the District of Columbia.

Direct Hire Civilians: Employees hired directly by an agency of DoD. Includes foreign nationals hired by DoD to support DoD activities in their home countries.

Early Separations for Reenlistment: Separations prior to expiration of term of service for purpose of immediate reenlistment, as provided under service regulations.

Enlisted Member. A person enlisted, enrolled, or conscripted into the military service.

Enlistment. (1) A voluntary entrance into military service under enlisted status, as distinguished from induction through Selective Service.

(2) A period of time, contractual or prescribed by law, which enlisted members serve between enrollment and discharge.

First Term Regular: Individual serving on an initial term of service in the regular component of a Service, including those with prior active service in a nonregular component of the same Service (e.g., as a reservist or inductee). An individual serving on an initial term of service in the regular component of a Service who has less than 24 months of prior active duty with another Service will also be considered a first term regular.

Indirect Hire Civilians: Foreign nationals assigned to support U.S. forces through contracts or agreements with foreign governments (or agencies thereof). These personnel are employees of the foreign governments involved. All indirect hires support military functions.

Officer: A commissioned or warrant officer.

OSD and Related Activities:

American Forces Information Service (AFIS)
Civilian Health and Medical Program of the Uniformed Services (CHAMPUS)
Defense Advanced Research Projects Agency (DARPA)
Defense Legal Services (DLS)
Defense Security Assistance Agency (DSAA)
Office of Economic Adjustment (OEA)
Office of the Secretary of Defense (OSD)
Organization of the Joint Chiefs of Staff (OJCS)
Tri-Service Medical Information System (TRIMIS)
U.S. Court of Military Appeals (USCMA)
Washington Headquarters Services (WHS)

Other Defense Activities:

Defense Audiovisual Agency (DAVA)
Defense Communications Agency (DCA)
Defense Contract Audit Agency (DCAA)
Defense Intelligence Agency (DIA)
Defense Investigative Service (DIS)
Defense Logistics Agency (DLA)
Defense Mapping Agency (DMA)
Defense Nuclear Agency (DNA)
Department of Defense Dependents Schools (DODDS)
OSD and Related Activities
Uniformed Services University of the Health Sciences (USUHS)

Reenlistment: Entry into active duty in the regular component of individuals with prior military service, either as regulars or as inductees of the same Service, either immediately or within 90 days after separation from a prior tour of active duty.

Reserve Components: The Army National Guard of the United States, Army Reserve, Naval Reserve, Marine Corps Reserve, Air National Guard of the United States, Air Force Reserve, and Coast Guard Reserve.

Separations, Eligible to Reenlist: Separations of individuals who, under current Service policies, are eligible (or available) for reenlistment in the regular components.

Service Academy Cadet or Midshipman: A person in training at one of the service academies to become a commissioned officer.

Warrant Officer: A person who holds a commission or warrant in a warrant officer grade.

IND