

AD-A151 084

MILITARY MANPOWER STATISTICS, DECEMBER, FY-84. (U)  
WASHINGTON HEADQUARTERS SERVICE (DOD) DIR FOR INFO  
OP & RPTS. DEC 83. DIOR/M03-84/03


111

UNCLASSIFIED

F/G 5/9

N/L


1 OF 1  
AD-A151 084



END  
FILMED  
11 04 85

# 1 OF 1

# AD-A151 084




**THIS REPORT IS UNCLASSIFIED AND  
ITS DISTRIBUTION IS UNLIMITED**



Department of Defense  
**MILITARY MANPOWER STATISTICS**

**DECEMBER 1983**



**Department of Defense**  
**Military Manpower Statistics**  
**December 1983**

**Issued Monthly by**  
**Washington Headquarters Services**  
**Directorate for Information**  
**Operations and Reports**

## FOREWORD

*Military Manpower Statistics (MMS)* is a monthly publication prepared by the Washington Headquarters Services, Directorate for Information Operations and Reports (WHS/DIOR) of the Office of the Secretary of Defense.

The MMS report presents audited statistical data pertaining to military personnel on active duty for the current fiscal year on a monthly basis. The March, June, September, and December issues contain quarterly summaries of certain military manpower data as annotated in the Table of Contents. Although these tables are revised quarterly, they are published without changes in two subsequent monthly editions of this publication. The publication is generated from a computerized data base developed and maintained by the Manpower Management Information Division of WHS/DIOR.

The report is approved for public release at cost: distribution unlimited. However, all requests for this publication and DoD-wide data contained therein should be referred to WHS/DIOR or cognizant offices in the Office of the Secretary of Defense. Requests for additional copies should be addressed to the Director for Information Operations and Reports, WHS, Room 1C535, The Pentagon, Washington, DC 20301. (When ordering please cite publication number M03.)

*\*NOTE: Excluded from all total DoD strength figures for Fiscal Year 1984 are approximately 49,000 full-time military personnel who are paid from other than active duty military personnel appropriations. This group is funded from appropriations for reserve components and Corps of Engineers civil functions.*

T A B L E O F C O N T E N T S

	<u>Page</u>
<u>Active Duty Military Manpower Statistics</u>	
Figure 1-1 Department of Defense Active Duty Military Personnel	3
Table P10 Summary of Military Personnel	5
Table P11 Department of Defense Manpower Comparison	6
Table P22.1 Total Active Duty Military Personnel by Service	7
Table P23.1 Active Duty Officer Personnel and Percent of Total Military Personnel, by Service	8
Table P23.3 Total Active Duty Military Personnel by Type	9
Table P23.4 Army Active Duty Military Personnel by Type	10
Table P23.5 Navy Active Duty Military Personnel by Type	11
Table P23.6 Marine Corps Active Duty Military Personnel by Type	12
Table P23.7 Air Force Active Duty Military Personnel by Type	13
Table P23.41 Army Active Duty Military Personnel	14
Table P23.51 Navy Active Duty Military Personnel	15
Table P23.61 Marine Corps Active Duty Military Personnel	16
Table P23.71 Air Force Active Duty Military Personnel	17
Table P25.6 Female Military Personnel on Active Duty, Officers and Enlisted, by Service	18

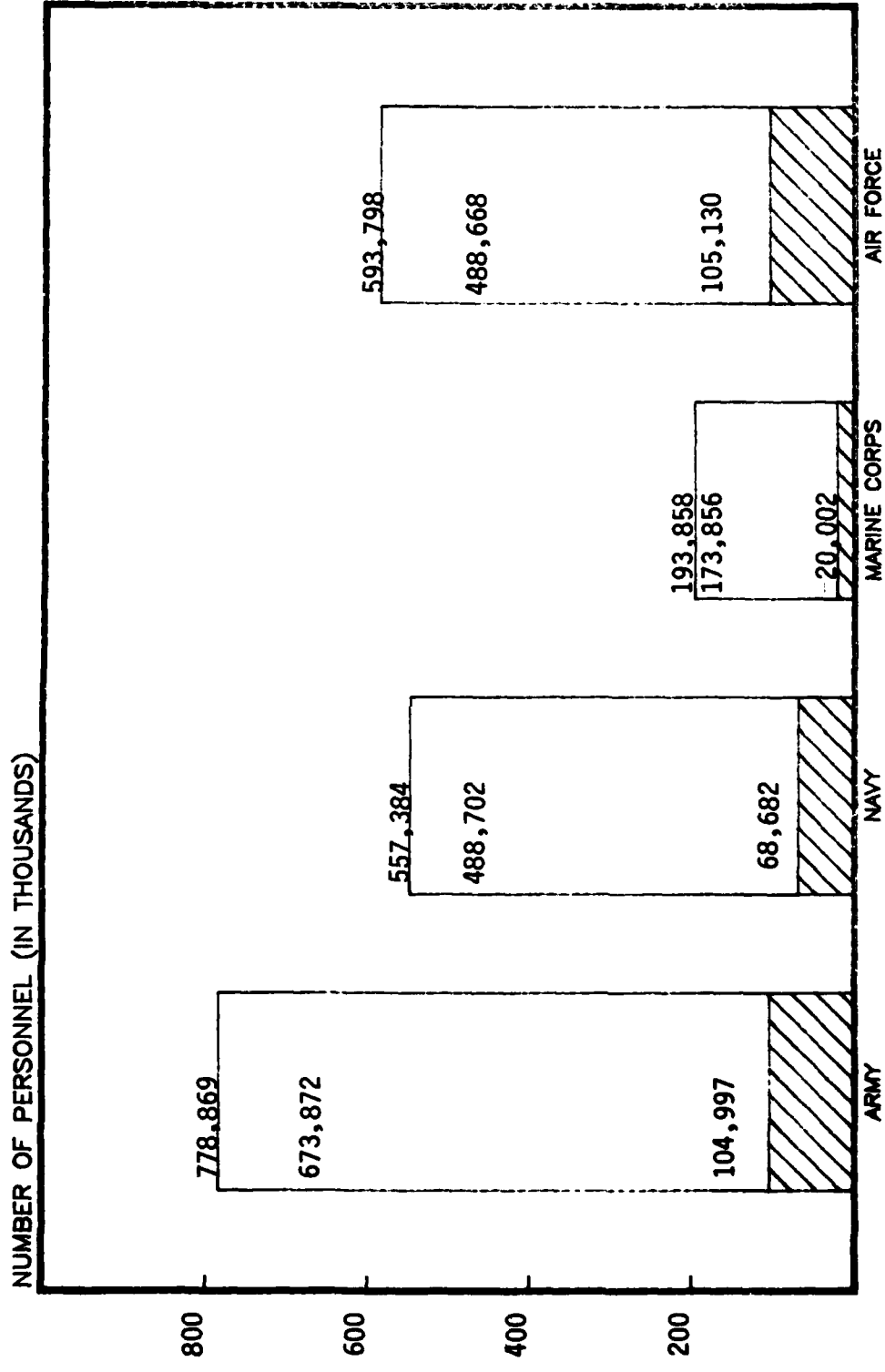
	<u>Page</u>
<u>Active Duty Military Manpower Statistics</u>	
Table P26.0	19
Table P26.02	20
Table P26.04	21
Table P26.05	22
Table P27.1	23
Table P27.21	24
Table P27.22	25
Table P27.23	26
Table P27.24	27
*Table P29.20-29.34	28
*Table P309A	31
Glossary of Terms	36

\* Prepared quarterly, this table is updated in March, June, September and December.



DOD ACTIVE DUTY MILITARY PERSONNEL  
DECEMBER 31, 1983

OFFICERS   
ENLISTED/ CADETS 



MILITARY SERVICE

FIGURE 1-1

TABLE P10

DEPARTMENT OF DEFENSE  
SUMMARY OF MILITARY PERSONNEL

	TOTAL DOD	ARMY	NAVY	MARINE CORPS	AIR FORCE
1. ACTIVE DUTY MILITARY AS OF DEC 31 1983					
OFFICER	298,811	104,997	68,682	20,002	105,130
ENLISTED	1,811,831	669,367	484,256	173,856	484,352
CADETS & MIDSHIPMEN	13,267	4,505	4,446	-	4,316
TOTAL ACTIVE DUTY MILITARY	2,123,909	778,869	557,384	193,858	593,798
2. OFFICER TRAINING IN COLLEGES A/ AS OF MAY 1982	102,594	75,789	7,457	-	19,348

A/ EXCLUDES 191,316 IN JUNIOR DIVISION, MILITARY  
SCHOOLS AND NATIONAL CADETS CORPS.

TABLE P11  
 DOD MANPOWER COMPARISON  
 (MILITARY & CIVIL FUNCTIONS) A/

DATE	TOTAL DOD	ARMY			AIR FORCE			NAVY AND MARINE CORPS			OSD/JCS/ ODA	
		MILI-TARY	CIVIL- IAN B/	TOTAL	MILI-TARY	CIVIL- IAN B/	TOTAL	NAVY MILI-TARY	MARINE CORPS MILI-TARY	CIVIL- IAN B/		TOTAL
OCT 31 83	3,154,214	778,054	372,233	1,150,287	592,500	242,228	834,728	556,739	193,171	336,390	1,086,300	82,899
NOV 30 83	3,166,949	782,305	374,301	1,156,606	592,862	244,155	837,017	557,420	193,900	338,275	1,089,595	83,731
DEC 31 83	3,169,174	778,869	374,992	1,153,861	593,798	246,264	840,062	557,384	193,858	339,891	1,091,133	84,118

A/ CIVIL FUNCTIONS INCLUDES CIVILIAN PERSONNEL ONLY.

B/ "TOTAL PAID EMPLOYEES" AS REPORTED OFFICIALLY TO THE OFFICE OF PERSONNEL MANAGEMENT; EXCLUDES OVERSEAS SUPPORT PERSONNEL (INDIRECT HIRE).

C/ CIVILIAN PERSONNEL ONLY. MILITARY PERSONNEL ASSIGNED TO OSD, OJCS AND OTHER DEFENSE ACTIVITIES (ODA) ARE REPORTED BY THEIR RESPECTIVE SERVICES.

TABLE P22.1

DEPARTMENT OF DEFENSE  
TOTAL ACTIVE DUTY MILITARY PERSONNEL BY SERVICE

DATE	TOTAL DOD	ARMY	NAVY	MARINE CORPS	AIR FORCE
OCT 31 1983	2,120,464	778,054	556,739	193,171	592,500
NOV 30 1983	2,126,487	782,305	557,420	193,900	592,862
DEC 31 1983	2,123,909	778,869	557,384	193,858	593,798

TABLE P23.1

DEPARTMENT OF DEFENSE  
ACTIVE DUTY OFFICER PERSONNEL AND PERCENT OF TOTAL MILITARY PERSONNEL, BY SERVICE

DATE	TOTAL DOD		ARMY		NAVY		MARINE CORPS		AIR FORCE	
	NUMBER	%	NUMBER	%	NUMBER	%	NUMBER	%	NUMBER	%
OCT 31 1983	298,896	14.1	105,424	13.5	68,504	12.3	20,012	10.4	104,956	17.7
NOV 30 1983	298,917	14.1	105,016	13.4	68,781	12.3	20,020	10.3	105,100	17.7
DEC 31 1983	298,811	14.1	104,997	13.5	68,682	12.3	20,002	10.3	105,130	17.7

TABLE P23.3

DEPARTMENT OF DEFENSE  
TOTAL ACTIVE DUTY MILITARY PERSONNEL BY TYPE

DATE	TOTAL	OFFICERS	ENLISTED	A/ CADETS AND MIDSHIPMEN
OCT 31 1983	2,120,464	298,896	1,808,140	13,428
NOV 30 1983	2,126,487	298,917	1,814,197	13,373
DEC 31 1983	2,123,909	298,811	1,811,831	13,267

A/ CONSISTS OF THE FOLLOWING:  
FOR ARMY - CADETS, U. S. MILITARY ACADEMY  
FOR NAVY - MIDSHIPMEN, U. S. NAVAL ACADEMY  
FOR AIR FORCE - CADETS, U. S. AIR FORCE ACADEMY

TABLE P23.4

DEPARTMENT OF DEFENSE  
ARMY ACTIVE DUTY MILITARY PERSONNEL BY TYPE

DATE	TOTAL	OFFICERS	ENLISTED	CADETS U.S. MILITARY ACADEMY
OCT 31 1983	778,054	105,424	668,071	4,559
NOV 30 1983	782,305	105,016	672,758	4,531
DEC 31 1983	778,869	104,997	669,367	4,505

TABLE P23.5

DEPARTMENT OF DEFENSE  
NAVY ACTIVE DUTY MILITARY PERSONNEL BY TYPE

DATE	TOTAL	OFFICERS	ENLISTED	MIDSHIPMEN U.S. NAVAL ACADEMY
OCT 31 1983	556,739	68,504	483,779	4,456
NOV 30 1983	557,420	68,781	484,183	4,456
DEC 31 1983	557,384	68,682	484,256	4,446



TABLE P23.6

DEPARTMENT OF DEFENSE  
MARINE CORPS ACTIVE DUTY MILITARY PERSONNEL BY TYPE

DATE	TOTAL	OFFICERS	ENLISTED
OCT 31 1983	193,171	20,012	173,159
NOV 30 1983	193,900	20,020	173,880
DEC 31 1983	193,858	20,002	173,856

TABLE P23.7

DEPARTMENT OF DEFENSE  
AIR FORCE ACTIVE DUTY MILITARY PERSONNEL BY TYPE

DATE	TOTAL	OFFICERS	ENLISTED	CADETS U.S.A.F. ACADEMY
OCT 31 1983	592,500	104,956	483,131	4,413
NOV 30 1983	592,862	105,100	483,376	4,386
DEC 31 1983	593,798	105,130	484,352	4,316

TABLE P23.41

DEPARTMENT OF DEFENSE  
ARMY ACTIVE DUTY MILITARY PERSONNEL

REPORTED STRENGTH, AND ADJUSTMENTS TO REPORTED STRENGTH TO DERIVE "DIRECT PROGRAM STRENGTH"  
CHARGEABLE TO APPROPRIATION "MILITARY PERSONNEL, ARMY"

DATE	REPORTED STRENGTH	(LESS) REIMBURSABLES		DIRECT PROGRAM STRENGTH CHARGEABLE TO APPROPRIATION "MILITARY PERSONNEL, ARMY"		CADETS U.S. MILITARY ACADEMY	
		OFFICER	ENLISTED	TOTAL	OFFICER	ENLISTED	OFFICER
OCT 31 1983	778,054	471	300	777,283	104,953	667,771	4,559
NOV 30 1983	782,305	469	298	781,538	104,547	672,460	4,531
DEC 31 1983	778,869	469	288	778,112	104,528	669,079	4,505

TABLE P23.51

DEPARTMENT OF DEFENSE  
NAVY ACTIVE DUTY MILITARY PERSONNEL

REPORTED STRENGTH, AND ADJUSTMENTS TO REPORTED STRENGTH TO DERIVE "DIRECT PROGRAM STRENGTH"  
CHARGEABLE TO APPROPRIATION "MILITARY PERSONNEL, NAVY"

DATE	REPORTED STRENGTH		(LESS) REIMBURSABLES		DIRECT PROGRAM STRENGTH CHARGEABLE TO APPROPRIATION "MILITARY PERSONNEL, NAVY"			MIDSHIPMEN U.S. NAVAL ACADEMY	
	TOTAL		OFFICER	ENLISTED	TOTAL	OFFICER	ENLISTED	ENLISTED	
OCT 31 1983	556,739		409	1,064	555,266	68,095	482,715	482,715	4,456
NOV 30 1983	557,420		416	1,089	555,915	68,365	483,094	483,094	4,456
DEC 31 1983	557,384		421	1,077	555,886	68,261	483,179	483,179	4,446

TABLE P23.61

DEPARTMENT OF DEFENSE  
MARINE CORPS ACTIVE DUTY MILITARY PERSONNEL

REPORTED STRENGTH, AND ADJUSTMENTS TO REPORTED STRENGTH TO DERIVE "DIRECT PROGRAM STRENGTH"  
CHARGEABLE TO APPROPRIATION "MILITARY PERSONNEL, MARINE CORPS"

DATE	REPORTED STRENGTH		(LESS) REIMBURSABLES		DIRECT PROGRAM STRENGTH CHARGEABLE TO APPN. "MILITARY PERSONNEL, MARINE CORPS"		
	TOTAL	ENLISTED	OFFICER	ENLISTED	TOTAL	OFFICER	ENLISTED
OCT 31 1983	193,171	-	25	-	193,146	19,987	173,159
NOV 30 1983	193,900	1	24	1	193,875	19,996	173,879
DEC 31 1983	193,858	1	24	1	193,833	19,978	173,855

TABLE P23.71

DEPARTMENT OF DEFENSE  
AIR FORCE ACTIVE DUTY MILITARY PERSONNEL

REPORTED STRENGTH, AND ADJUSTMENTS TO REPORTED STRENGTH TO DERIVE "DIRECT PROGRAM STRENGTH"  
CHARGEABLE TO APPROPRIATION "MILITARY PERSONNEL, AIR FORCE"

DATE	REPORTED STRENGTH	(LESS) REIMBURSABLES	DIRECT PROGRAM STRENGTH CHARGEABLE TO APPROP. "MILITARY PERSONNEL, AIR FORCE"	OFFICER	ENLISTED	TOTAL	OFFICER	ENLISTED	CADETS U.S.A.F. ACADEMY
OCT 31 1983	592,500	-	592,500	104,956	483,131	592,500	104,956	483,131	4,413
NOV 30 1983	592,862	-	592,862	105,100	483,376	592,862	105,100	483,376	4,386
DEC 31 1983	593,798	-	593,798	105,130	484,352	593,798	105,130	484,352	4,316

TABLE P25.6

DEPARTMENT OF DEFENSE  
FEMALE MILITARY PERSONNEL ON ACTIVE DUTY, OFFICERS AND ENLISTED, BY SERVICE

DATE	TOTAL DOD			ARMY			NAVY			MARINE CORPS			AIR FORCE		
	TOTAL	OFF	ENLISTED, CADETS & MIDSHIPMEN	TOTAL	OFF	ENL & CADETS	TOTAL	OFF	ENL & MID-SHIPMEN	TOTAL	OFF	ENL	TOTAL	OFF	ENL & CADETS
OCT 31 83	198,492	27,305	171,187	76,273	9,521	66,752	47,171	6,410	40,761	8,828	623	8,205	66,220	10,751	55,469
NOV 30 83	199,717	27,445	172,272	77,010	9,553	67,457	47,438	6,463	40,975	8,890	615	8,275	66,379	10,814	55,565
DEC 31 83	199,458	27,374	172,084	76,665	9,543	67,122	47,650	6,447	41,203	8,842	616	8,226	66,301	10,768	55,533

TABLE P26.0  
 DEPARTMENT OF DEFENSE  
 MILITARY PERSONNEL ON ACTIVE DUTY BY GRADE IN WHICH SERVING  
 DECEMBER 31, 1983

RANK/GRADE	ARMY	NAVY	MARINE CORPS	AIR FORCE
TOTAL DOD	12	8	2	13
GENERAL - ADMIRAL	35	8	7	37
LT GENERAL - VICE ADMIRAL	119	31	23	118
MAJ GENERAL - REAR ADMIRAL (U)	368	83	33	170
BRIG GENERAL - REAR ADMIRAL (L) A/	527	129	589	5,420
COLONEL - CAPTAIN	14,512	3,685	1,645	12,520
LIEUTENANT COL - COMMANDER	32,417	7,551	3,061	19,061
MAJOR - LT COMMANDER	51,337	12,751	5,827	39,007
CAPTAIN - LIEUTENANT	33,999	20,208	3,784	14,793
1st LIEUTENANT - LIEUTENANT (JG)	14,505	10,789	3,649	13,991
2nd LIEUTENANT - ENSIGN	9,144	10,312	120	-
CHIEF WARRANT OFFICER W-4	1,556	600	167	-
CHIEF WARRANT OFFICER W-3	4,345	1,248	556	-
CHIEF WARRANT OFFICER W-2	6,553	1,287	539	-
WARRANT OFFICER W-1	2,517	-	-	-
TOTAL OFFICERS	298,811	68,682	20,002	105,130
E-9	14,215	3,689	1,255	5,072
E-8	37,724	8,515	3,691	9,667
E-7	126,579	30,286	9,159	36,508
E-6	228,605	68,964	15,312	55,915
E-5	353,510	100,049	25,312	107,400
E-4	401,488	100,463	33,013	101,035
E-3	383,807	100,166	46,387	126,014
E-2	126,401	37,971	23,624	21,840
E-1	139,502	34,153	16,103	20,901
TOTAL ENLISTED	1,811,831	484,256	173,856	484,352
CADETS & MIDSHIPMEN	13,267	4,446	-	4,316
GRAND TOTAL	2,123,909	557,384	193,858	593,798

A/ INCLUDES THE NEWLY REESTABLISHED RANK OF COMMODORE.



TABLE P26.02  
 DEPARTMENT OF DEFENSE  
 FEMALE MILITARY PERSONNEL ON ACTIVE DUTY BY GRADE IN WHICH SERVING  
 DECEMBER 31, 1983

RANK/GRADE	TOTAL DOD	ARMY	NAVY	MARINE CORPS	AIR FORCE
GENERAL - ADMIRAL	-	-	-	-	-
LT GENERAL - VICE ADMIRAL	-	-	-	-	-
MAJ GENERAL - REAR ADMIRAL (U)	-	-	-	-	-
BRIG GENERAL - REAR ADMIRAL (L) A/	8	2	3	-	3
COLONEL - CAPTAIN	256	89	85	6	76
LIEUTENANT COL - COMMANDER	961	300	305	30	326
MAJOR - LT COMMANDER	3,178	1,119	1,053	63	943
CAPTAIN - LIEUTENANT	11,396	4,023	2,433	176	4,764
1st LIEUTENANT - LIEUTENANT (JG)	6,040	2,237	1,231	147	2,425
2nd LIEUTENANT - ENSIGN	5,281	1,575	1,316	159	2,231
CHIEF WARRANT OFFICER W-4	7	-	4	3	-
CHIEF WARRANT OFFICER W-3	24	12	8	4	-
CHIEF WARRANT OFFICER W-2	143	121	9	13	-
WARRANT OFFICER W-1	80	65	-	15	-
<b>TOTAL OFFICERS</b>	<b>27,374</b>	<b>9,543</b>	<b>6,447</b>	<b>616</b>	<b>10,768</b>
E-9	51	19	10	8	14
E-8	236	133	41	32	30
E-7	1,868	1,084	357	127	300
E-6	10,128	4,826	2,770	468	2,064
E-5	36,924	13,457	9,044	1,534	12,889
E-4	53,585	22,805	10,923	2,133	17,724
E-3	43,511	13,462	11,479	2,255	16,315
E-2	12,016	4,090	3,729	1,123	3,074
E-1	12,456	6,755	2,542	546	2,613
<b>TOTAL ENLISTED</b>	<b>170,775</b>	<b>66,631</b>	<b>40,895</b>	<b>8,226</b>	<b>55,023</b>
<b>CADETS &amp; MIDSHIPMEN</b>	<b>1,309</b>	<b>491</b>	<b>308</b>	<b>-</b>	<b>510</b>
<b>GRAND TOTAL</b>	<b>199,458</b>	<b>76,665</b>	<b>47,650</b>	<b>8,842</b>	<b>66,301</b>

A/ INCLUDES THE NEWLY REESTABLISHED RANK OF COMMODORE.

TABLE P26.04

DEPARTMENT OF DEFENSE  
MILITARY PERSONNEL ON ACTIVE DUTY BY GRADE IN WHICH SERVING

REGULAR A/

DECEMBER 31, 1983

RANK/GRADE	TOTAL DOD	ARMY	NAVY	MARINE CORPS	AIR FORCE
GENERAL - ADMIRAL	35	12	8	2	13
LT GENERAL - VICE ADMIRAL	117	42	31	7	37
MAJ GENERAL - REAR ADMIRAL (U)	365	142	83	22	118
BRIG GENERAL - REAR ADMIRAL (L) B/	524	193	128	33	170
COLONEL - CAPTAIN	14,081	4,667	3,603	581	5,230
LIEUTENANT COL - COMMANDER	30,716	9,929	7,248	1,618	11,921
MAJOR - LT COMMANDER	45,378	13,757	11,632	2,980	17,009
CAPTAIN - LIEUTENANT	57,162	12,799	14,429	4,958	24,976
1st LIEUTENANT - LIEUTENANT (JG)	15,734	6,313	5,116	1,909	2,396
2nd LIEUTENANT - ENSIGN	10,115	3,072	4,030	1,870	2,143
CHIEF WARRANT OFFICER W-4	1,948	1,240	590	118	-
CHIEF WARRANT OFFICER W-3	3,812	2,414	1,236	162	-
CHIEF WARRANT OFFICER W-2	2,600	773	1,275	552	-
WARRANT OFFICER W-1	623	84	-	539	-
<b>TOTAL OFFICERS</b>	<b>183,210</b>	<b>55,437</b>	<b>49,409</b>	<b>14,351</b>	<b>64,013</b>
E-9	14,164	4,198	3,650	1,245	5,071
E-8	37,577	15,836	8,417	3,671	9,653
E-7	126,072	50,586	29,886	9,099	36,501
E-6	227,798	88,390	68,280	15,246	55,882
E-5	350,392	120,733	97,626	25,029	107,004
E-4	395,067	166,965	94,179	32,966	100,957
E-3	365,722	111,179	83,180	46,360	125,003
E-2	116,093	42,890	29,071	23,591	20,541
E-1	130,781	68,023	26,631	16,075	20,052
<b>TOTAL ENLISTED</b>	<b>1,763,666</b>	<b>668,800</b>	<b>440,920</b>	<b>173,282</b>	<b>480,664</b>
<b>CADETS &amp; MIDSHIPMEN</b>	<b>13,267</b>	<b>4,505</b>	<b>4,446</b>	<b>-</b>	<b>4,316</b>
<b>REGULAR TOTAL</b>	<b>1,960,143</b>	<b>728,742</b>	<b>494,775</b>	<b>187,633</b>	<b>548,993</b>

A/ REGULAR PLUS RETIRED REGULAR OFFICERS ON ACTIVE DUTY.

B/ INCLUDES THE NEWLY REESTABLISHED RANK OF COMMODORE.

TABLE P26.05  
 DEPARTMENT OF DEFENSE  
 MILITARY PERSONNEL ON ACTIVE DUTY BY GRADE IN WHICH SERVING

		RESERVE A/				
		DECEMBER 31, 1983				
RANK/GRADE	TOTAL DOD	ARMY	NAVY	MARINE CORPS	AIR FORCE	
GENERAL	- ADMIRAL	-	-	-	-	
LT GENERAL	- VICE ADMIRAL	2	-	-	-	
MAJ GENERAL	- REAR ADMIRAL (U)	3	-	1	-	
BRIG GENERAL	- REAR ADMIRAL (L) B/	3	1	-	-	
COLONEL	- CAPTAIN	431	82	8	190	
LIEUTENANT MAJOR	- COMMANDER	1,701	303	27	599	
	- LT COMMANDER	5,959	1,119	81	2,052	
CAPTAIN	- LIEUTENANT	41,879	5,779	869	14,031	
1st LIEUTENANT	- LIEUTENANT (JG)	28,137	5,673	1,875	12,397	
2nd LIEUTENANT	- ENSIGN	26,981	6,282	2,779	11,848	
CHIEF WARRANT OFFICER W-4		328	10	2	-	
CHIEF WARRANT OFFICER W-3		1,948	12	5	-	
CHIEF WARRANT OFFICER W-2		5,780	12	4	-	
WARRANT OFFICER W-1		2,433	-	-	-	
TOTAL OFFICERS		115,601	19,273	5,651	41,117	
E-9		51	39	10	1	
E-8		147	98	20	14	
E-7		507	400	60	7	
E-6		807	684	66	33	
E-5		3,118	2,423	283	396	
E-4		6,421	6,284	47	78	
E-3		18,085	16,986	27	1,011	
E-2		10,308	8,900	33	1,299	
E-1		8,721	7,522	28	1,849	
TOTAL ENLISTED		48,165	43,336	574	3,688	
RESERVE TOTAL		163,766	62,609	6,225	44,805	

A/ INCLUDES RESERVE, NATIONAL GUARD, AUS, AND AFUS OFFICERS ON ACTIVE DUTY.  
 B/ INCLUDES THE NEWLY REESTABLISHED RANK OF COMMODORE.

TABLE P27.1  
 DEPARTMENT OF DEFENSE  
 SUMMARY OF ENLISTED PERSONNEL PROCUREMENT  
 FISCAL YEAR 1984

	OCT 1983	NOV 1983	DEC 1983	JAN 1984	FEB 1984	MAR 1984
TOTAL DEPARTMENT OF DEFENSE	50,561	44,618	38,142			
INDUCTIONS	-	-	-			
FIRST ENLISTMENTS	27,812	27,057	19,518			
IMMEDIATE REENLISTMENTS	19,128	14,314	16,104			
OTHER REENLISTMENTS	1,776	2,091	1,233			
RESERVES TO ACTIVE DUTY A/	1,845	1,156	1,287			
ARMY	20,679	21,130	13,230			
INDUCTIONS	-	-	-			
FIRST ENLISTMENTS	12,285	14,113	6,673			
IMMEDIATE REENLISTMENTS	7,352	5,556	6,033			
OTHER REENLISTMENTS	1,009	1,426	4,988			
RESERVES TO ACTIVE DUTY	33	35	26			
NAVY	15,241	9,575	10,392			
INDUCTIONS	-	-	-			
FIRST ENLISTMENTS	7,391	5,167	4,663			
IMMEDIATE REENLISTMENTS	5,605	2,875	4,098			
OTHER REENLISTMENTS	570	483	474			
RESERVES TO ACTIVE DUTY	1,675	1,050	1,157			
MARINE CORPS	4,965	4,399	4,280			
INDUCTIONS	-	-	-			
FIRST ENLISTMENTS	3,560	3,099	2,607			
IMMEDIATE REENLISTMENTS	1,166	1,153	1,447			
OTHER REENLISTMENTS	132	87	133			
RESERVES TO ACTIVE DUTY	107	60	93			
AIR FORCE	9,676	9,514	10,240			
INDUCTIONS	-	-	-			
FIRST ENLISTMENTS	4,576	4,678	5,575			
IMMEDIATE REENLISTMENTS	5,005	4,730	4,526			
OTHER REENLISTMENTS	65	95	128			
RESERVES TO ACTIVE DUTY	30	11	11			

A/ INCLUDES NATIONAL GUARD.

TABLE P27.21

DEPARTMENT OF DEFENSE  
ARMY ENLISTED PERSONNEL PROCUREMENT  
FISCAL YEAR 1984

	OCT 1983	NOV 1983	DEC 1983	JAN 1984	FEB 1984	MAR 1984
TOTAL	20,679	21,130	13,230			
REGULAR ENL. AND REENL. - TOTAL	20,646	21,095	13,204			
FIRST ENLISTMENTS	12,285	14,113	6,673			
REENLISTMENTS - TOTAL	8,361	6,982	6,531			
IMMEDIATE REENLISTMENTS	7,352	5,556	6,033			
FORMER REGULAR FORMER RESERVE & N.G. FORMER INDUCTEE	7,351 1 -	5,556 - -	6,033 - -			
REENL. OTHER THAN IMMEDIATE	1,009	1,426	498			
WITHIN 2-90 DAYS AFTER SEPARATION	53	61	17			
FORMER REGULAR FORMER RESERVE & N.G. FORMER INDUCTEE FORMER OFFICER	9 37 3 4	16 34 8 3	7 7 1 2			
OVER 90 DAYS AFTER SEPARATION	956	1,365	481			
RESERVES AND N.G. CALLS	33	35	26			

TABLE P27.22

DEPARTMENT OF DEFENSE  
NAVY ENLISTED PERSONNEL PROCUREMENT  
FISCAL YEAR 1984

	OCT 1983	NOV 1983	DEC 1983	JAN 1984	FEB 1984	MAR 1984
TOTAL	15,241	9,575	10,392			
REGULAR ENL. AND REENL. - TOTAL	13,566	8,525	9,235			
FIRST ENLISTMENTS	7,391	5,167	4,663			
REENLISTMENTS - TOTAL	6,175	3,358	4,572			
IMMEDIATE REENLISTMENTS	5,605	2,875	4,098			
FORMER REGULAR	5,154	2,666	3,816			
FORMER RESERVE	451	209	282			
REENL. OTHER THAN IMMEDIATE	570	483	474			
WITHIN 2-90 DAYS AFTER SEPARATION	107	69	61			
FORMER REGULAR	107	69	61			
FORMER RESERVE	-	-	-			
OVER 90 DAYS AFTER SEPARATION	463	414	413			
RESERVES TO ACTIVE DUTY	1,675	1,050	1,157			
FIRST ENLISTMENTS	-	-	-			
REENLISTMENTS	268	122	157			
REPORTED TO ACTIVE DUTY	1,407	928	1,000			

TABLE P27.23

DEPARTMENT OF DEFENSE  
MARINE CORPS ENLISTED PERSONNEL PROCUREMENT  
FISCAL YEAR 1984

	OCT 1983	NOV 1983	DEC 1983	JAN 1984	FEB 1984	MAR 1984
TOTAL	4,965	4,399	4,280			
REGULAR ENL. AND REENL. - TOTAL	4,858	4,339	4,187			
FIRST ENLISTMENTS	3,560	3,099	2,607			
REENLISTMENTS - TOTAL	1,298	1,240	1,580			
IMMEDIATE REENLISTMENTS	1,166	1,153	1,447			
FORMER REGULAR A/ FORMER RESERVE FORMER INDUCTEE	1,130 36 -	1,149 4 -	1,444 3 -			
REENL. OTHER THAN IMMEDIATE	132	87	133			
WITHIN 2-90 DAYS AFTER SEPARATION	3	-	1			
FORMER REGULAR FORMER RESERVE FORMER INDUCTEE	3 - -	- - -	1 - -			
OVER 90 DAYS AFTER SEPARATION	129	87	132			
RESERVES TO ACTIVE DUTY	107	60	93			
FIRST ENLISTMENTS REENLISTMENTS REPORTED TO ACTIVE DUTY	1 106	4 56	2 91			

A/ INCLUDES EXTENSIONS FOR WHICH REENLISTMENT BONUS IS PAID.  
B/ INCLUDES ENLISTMENTS OF FORMER OFFICERS.

TABLE P27.24

DEPARTMENT OF DEFENSE  
AIR FORCE ENLISTED PERSONNEL PROCUREMENT  
FISCAL YEAR 1984

	OCT 1983	NOV 1983	DEC 1983	JAN 1984	FEB 1984	MAR 1984
TOTAL	9,676	9,514	10,240			
REGULAR ENL. AND REENL. - TOTAL	9,646	9,503	10,229			
FIRST ENLISTMENTS	4,576	4,678	5,575			
REENLISTMENTS - TOTAL	5,070	4,825	4,654			
IMMEDIATE REENLISTMENTS	5,005	4,730	4,526			
FORMER REGULAR FORMER RESERVE & N.G.	5,000	4,728	4,522			
	5	2	4			
REENL. OTHER THAN IMMEDIATE	65	95	128			
OVER 90 DAYS AFTER SEPARATION A/	65	95	128			
RESERVES & N.G. TO ACTIVE DUTY	30	11				

A/ INCLUDES ENLISTMENTS OF FORMER COMMISSIONED AND WARRANT OFFICERS.



TABLE P29.20-29.34

DEPARTMENT OF DEFENSE  
REENLISTMENT RATES BY SERVICE

	A/ "UNADJUSTED" REENLISTMENT RATES FOR TOTAL REGULARS					B/ "ADJUSTED" REENLISTMENT RATES FOR TOTAL REGULARS				
	TOTAL DOD	ARMY	NAVY	MARINE CORPS	AIR FORCE	TOTAL DOD	ARMY	NAVY	MARINE CORPS	AIR FORCE
<b>FY 1979</b>										
ELIGIBLES	343,032	144,849	74,818	37,016	86,349	322,679	134,924	73,598	36,668	77,489
REENLISTMENTS	181,338	81,443	35,367	12,398	52,130	162,994	71,505	35,488	12,047	43,954
REENLISTMENT RATE	52.9%	56.2%	47.3%	33.5%	60.4%	50.5%	53.0%	48.2%	32.9%	56.7%
<b>FY 1980</b>										
ELIGIBLES	343,425	133,010	86,251	35,032	89,132	334,952	136,721	83,581	34,928	79,722
REENLISTMENTS	190,260	82,793	41,556	12,388	53,523	183,494	86,494	40,500	12,237	44,263
REENLISTMENT RATE	55.4%	62.2%	48.2%	35.4%	60.0%	54.8%	63.3%	48.5%	35.0%	55.5%
<b>FY 1981</b>										
ELIGIBLES	341,428	116,743	94,303	36,833	93,549	339,304	131,957	90,462	36,395	80,490
REENLISTMENTS	206,917	77,892	51,519	15,907	61,599	206,315	93,105	49,039	15,510	48,661
REENLISTMENT RATE	60.6%	66.7%	54.6%	43.2%	65.8%	60.8%	70.6%	54.2%	42.6%	60.5%
<b>FY 1982</b>										
ELIGIBLES	329,296	117,331	82,192	32,948	96,825	325,066	126,035	84,001	33,594	81,436
REENLISTMENTS	224,465	84,631	52,254	16,117	71,463	212,452	93,335	54,450	12,171	52,496
REENLISTMENT RATE	68.2%	72.1%	63.6%	48.9%	73.8%	65.4%	74.1%	64.8%	36.2%	64.5%
<b>FY 1983</b>										
ELIGIBLES	332,718	128,084	75,173	34,818	94,643	329,308	144,379	79,977	35,530	69,422
REENLISTMENTS	224,909	82,369	51,201	16,795	74,544	220,923	98,661	55,446	17,461	49,355
REENLISTMENT RATE	67.6%	64.3%	68.1%	48.2%	78.8%	67.1%	68.3%	69.3%	49.1%	71.1%

A/ "UNADJUSTED REENLISTMENT RATE" - THE RATIO OF TOTAL REENLISTMENTS OCCURRING IN A GIVEN PERIOD TO TOTAL SEPARATIONS ELIGIBLE TO REENLIST IN THE SAME PERIOD, EXPRESSED AS A PERCENTAGE.

B/ "ADJUSTED REENLISTMENT RATE" - THE "UNADJUSTED" RATE ADJUSTED TO EXCLUDE THE EFFECTS OF: (1) EARLY SEPARATIONS FOR IMMEDIATE REENLISTMENTS AND (2) OTHER EARLY DISCHARGES OF ELIGIBLES UNDER EARLY RELEASE PROGRAMS.

TABLE P29.20-29.34

DEPARTMENT OF DEFENSE  
REENLISTMENT RATES BY SERVICE

	A/ "UNADJUSTED" REENLISTMENT RATES FOR FIRST-TERM REGULARS				B/ "ADJUSTED" REENLISTMENT RATES FOR FIRST-TERM REGULARS					
	TOTAL DOD	ARMY	NAVY	MARINE CORPS	AIR FORCE	TOTAL DOD	ARMY	NAVY	MARINE CORPS	AIR FORCE
FY 1979										
ELIGIBLES	171,034	62,909	45,204	21,029	41,892	159,988	59,604	44,308	20,925	35,151
REENLISTMENTS	64,001	27,027	16,949	4,107	15,918	54,369	23,714	17,080	4,010	9,565
REENLISTMENT RATE	37.4%	43.0%	37.5%	19.5%	38.0%	34.0%	39.8%	38.5%	19.2%	27.2%
FY 1980										
ELIGIBLES	165,525	50,288	53,670	19,364	42,203	161,232	52,231	51,976	19,575	37,450
REENLISTMENTS	64,762	25,434	19,721	4,493	15,114	61,610	27,370	19,138	4,672	10,430
REENLISTMENT RATE	39.1%	50.6%	36.7%	23.2%	35.8%	38.2%	52.4%	36.8%	23.9%	27.9%
FY 1981										
ELIGIBLES	161,600	38,762	55,107	23,875	43,856	158,676	43,013	53,583	24,120	37,960
REENLISTMENTS	69,435	21,312	22,968	6,340	18,815	67,709	25,563	22,521	6,630	12,995
REENLISTMENT RATE	43.0%	55.0%	41.7%	26.6%	42.9%	42.7%	59.4%	42.0%	27.5%	34.2%
FY 1982										
ELIGIBLES	148,862	36,302	43,659	21,342	47,559	149,480	39,276	45,522	21,769	42,913
REENLISTMENTS	77,279	21,008	21,949	7,262	27,060	69,725	23,982	23,871	3,103	18,769
REENLISTMENT RATE	51.9%	57.9%	50.3%	34.0%	56.9%	46.6%	61.1%	52.4%	14.3%	43.7%
FY 1983										
ELIGIBLES	148,462	39,353	39,185	22,686	47,238	143,955	45,114	41,372	23,231	34,238
REENLISTMENTS	76,570	16,100	21,824	7,562	31,084	71,204	21,858	23,182	8,062	18,102
REENLISTMENT RATE	51.6%	40.9%	55.7%	33.3%	65.8%	49.5%	48.5%	56.0%	34.7%	52.9%

A/ "UNADJUSTED REENLISTMENT RATE" - THE RATIO OF TOTAL REENLISTMENTS OCCURRING IN A GIVEN PERIOD TO TOTAL SEPARATIONS ELIGIBLE TO REENLIST IN THE SAME PERIOD, EXPRESSED AS A PERCENTAGE.

B/ "ADJUSTED REENLISTMENT RATE" - THE "UNADJUSTED" RATE ADJUSTED TO EXCLUDE THE EFFECTS OF: (1) EARLY SEPARATIONS FOR IMMEDIATE REENLISTMENTS AND (2) OTHER EARLY DISCHARGES OF ELIGIBLES UNDER EARLY RELEASE PROGRAMS.

TABLE P29.20-29.34  
DEPARTMENT OF DEFENSE  
REENLISTMENT RATES BY SERVICE

	A/ "UNADJUSTED" REENLISTMENT RATES FOR CAREER REGULARS				B/ "ADJUSTED" REENLISTMENT RATES FOR CAREER REGULARS					
	TOTAL DOD	ARMY	NAVY	MARINE CORPS	AIR FORCE	TOTAL DOD	ARMY	NAVY	MARINE CORPS	AIR FORCE
<b>FY 1979</b>										
ELIGIBLES	171,998	81,940	29,614	15,987	44,457	162,691	75,320	29,290	15,743	42,338
REENLISTMENTS	117,337	54,416	18,418	8,291	36,212	108,625	47,791	18,408	8,037	34,389
REENLISTMENT RATE	68.2%	66.4%	62.2%	51.9%	81.5%	66.8%	63.5%	62.8%	51.1%	81.2%
<b>FY 1980</b>										
ELIGIBLES	177,900	82,722	32,581	15,668	46,929	173,720	84,490	31,605	15,353	42,272
REENLISTMENTS	125,498	57,359	21,835	7,895	38,409	121,884	59,124	21,362	7,565	33,833
REENLISTMENT RATE	70.5%	69.3%	67.0%	50.4%	81.8%	70.2%	70.0%	67.6%	49.3%	80.0%
<b>FY 1981</b>										
ELIGIBLES	179,828	77,981	39,196	12,958	49,693	180,628	88,944	36,879	12,275	42,530
REENLISTMENTS	137,482	56,580	28,551	9,567	42,784	138,606	67,542	26,518	8,880	35,666
REENLISTMENT RATE	76.5%	72.6%	72.8%	73.8%	86.1%	76.7%	75.9%	71.9%	72.3%	83.9%
<b>FY 1982</b>										
ELIGIBLES	180,434	81,029	38,533	11,606	49,266	175,586	86,759	38,479	11,825	38,523
REENLISTMENTS	147,186	63,623	30,305	8,855	44,403	142,727	69,353	30,579	9,068	33,727
REENLISTMENT RATE	81.6%	78.5%	78.6%	76.3%	90.1%	81.3%	79.9%	79.5%	76.7%	87.6%
<b>FY 1983</b>										
ELIGIBLES	184,256	88,731	35,988	12,132	47,405	185,353	99,265	38,605	12,299	35,184
REENLISTMENTS	148,339	66,269	29,377	9,233	43,460	149,719	76,803	32,264	9,399	31,253
REENLISTMENT RATE	80.5%	74.7%	81.6%	76.1%	91.7%	80.8%	77.4%	83.6%	76.4%	88.8%

A/ "UNADJUSTED REENLISTMENT RATE" - THE RATIO OF TOTAL REENLISTMENTS OCCURRING IN A GIVEN PERIOD TO TOTAL SEPARATIONS ELIGIBLE TO REENLIST IN THE SAME PERIOD, EXPRESSED AS A PERCENTAGE.

B/ "ADJUSTED REENLISTMENT RATE" - THE "UNADJUSTED" RATE ADJUSTED TO EXCLUDE THE EFFECTS OF: (1) EARLY SEPARATIONS FOR IMMEDIATE REENLISTMENTS AND (2) OTHER EARLY DISCHARGES OF ELIGIBLES UNDER EARLY RELEASE PROGRAMS.

TABLE P309A

DEPARTMENT OF DEFENSE  
ACTIVE DUTY MILITARY PERSONNEL STRENGTHS BY REGIONAL AREA AND BY COUNTRY

DECEMBER 31, 1983

REGIONAL AREA/COUNTRY	TOTAL	ARMY	AIR FORCE	NAVY	MARINE CORPS
<b>U. S. TERRITORY AND SPECIAL LOCATIONS</b>					
CONTINENTAL UNITED STATES (CONUS)	1,301,761	467,119	427,914	261,160	145,568
ALASKA	20,021	7,683	10,590	1,553	195
HAWAII	46,138	17,956	6,678	12,537	8,967
AMERICAN SAMOA			0	0	0
GUAM	9,074	34	3,986	4,639	415
JOHNSTON ATOLL	136	130	6	0	0
MIDWAY ISLANDS	8	0	0	8	0
PUERTO RICO	3,734	473	44	3,048	169
TRUST TERRITORY OF THE PACIFIC ISLANDS 1/		38	13	0	0
VIRGIN ISLANDS OF THE U.S.	11	9	1	1	0
WAKE ISLAND	7	0	7	0	0
TRANSIENTS	74,824	28,512	20,550	17,587	8,175
AFLOAT	169,732			169,699	33
TOTAL-U.S. TERR. AND SPECIAL LOCATIONS	1,625,526	521,956	469,789	470,259	163,522
<b>FOREIGN COUNTRIES</b>					
<b>(1) WESTERN &amp; SOUTHERN EUROPE</b>					
AUSTRIA	30	5	2	0	23
BELGIUM*	2,134	1,347	642	114	31
CYPRUS	15	3	2	0	10
DENMARK*	57	7	20	17	13
FINLAND	21	5	2	2	12
FRANCE*	70	14	13	9	34
GERMANY (FED. REPUBLIC & WEST BERLIN)*	246,330	206,828	39,093	318	91
GIBRALTAR	1	0	0	1	0
GREECE*	3,540	539	2,524	462	15
GREENLAND*	314	0	314	0	0
ICELAND*	3,100	3	1,171	1,824	102
IRELAND	8	2	0	0	6
ITALY*	13,627	4,099	4,720	4,543	265
LUXEMBOURG*	7	0	0	0	7
MALTA	1	1	0	0	0
NETHERLANDS*	2,707	811	1,872	16	8
NORWAY*	2,217	35	1,126	34	22
PORTUGAL*	1,586	63	1,129	392	12
SPAIN*	9,235	22	5,108	3,912	193
SWEDEN	18	1	6	2	9
SWITZERLAND	32	6	2	0	24

1/ Includes four civic action teams of approximately 13 persons each  
(1 in Palua and 3 in the Federated States of Micronesia).

TABLE P309A

DEPARTMENT OF DEFENSE  
ACTIVE DUTY MILITARY PERSONNEL STRENGTHS BY REGIONAL AREA AND BY COUNTRY

DECEMBER 31, 1983

REGIONAL AREA/COUNTRY	TOTAL				AIR FORCE			NAVY		MARINE CORPS		
	ARMY	AIR FORCE	NAVY	MARINE CORPS	ARMY	AIR FORCE	NAVY	MARINE CORPS	ARMY	AIR FORCE	NAVY	MARINE CORPS
TURKEY*	5,120	3,795	88	18	1,219	3,795	88	18				
UNITED KINGDOM*	28,256	25,437	2,242	365	212	25,437	2,242	365				
AFL0AT	14,248	0	13,797	451	0	0	13,797	451				
TOTAL-WESTERN & SOUTHERN EUROPE	330,684	85,978	27,773	1,711	215,222	85,978	27,773	1,711				
(*EUROPEAN NATO)	(316,310)	(85,964)	(13,971)	(1,176)	(215,199)	(85,964)	(13,971)	(1,176)				
(*EUROPEAN NATO PERMANENTLY ASSIGNED)	(316,063)	(85,600)	(13,924)	(1,176)	(215,363)	(85,600)	(13,924)	(1,176)				
(2) EAST ASIA AND PACIFIC												
AUSTRALIA	714	279	419	7	9	279	419	7				
BURMA	11	2	0	6	3	2	0	6				
CHINA	21	4	2	10	5	4	2	10				
FIJI	1	0	1	0	0	0	1	0				
HONG KONG	40	5	14	11	10	5	14	11				
INDONESIA	47	11	13	12	11	11	13	12				
JAPAN (INCLUDING OKINAWA)	45,290	14,549	7,197	21,054	2,490	14,549	7,197	21,054				
MALAYSIA	15	2	0	7	6	2	0	7				
NEW ZEALAND	89	11	49	7	22	11	49	7				
PHILIPPINES	14,865	9,170	4,980	662	53	9,170	4,980	662				
REPUBLIC OF KOREA	39,610	10,814	3,370	54	28,372	10,814	3,370	54				
SINGAPORE	26	3	12	7	4	3	12	7				
THAILAND	161	81	9	13	58	81	9	13				
AFL0AT	19,295	0	17,242	2,053	0	0	17,242	2,053				
TOTAL-EAST ASIA & PACIFIC	120,185	34,931	30,308	23,903	31,043	34,931	30,308	23,903				
(3) AFRICA, NEAR EAST AND SOUTH ASIA												
AFGHANISTAN	6	0	0	6	0	0	0	6				
ALGERIA	8	0	0	6	2	0	0	6				
BAHRAIN	92	1	89	0	2	1	89	0				
BANGLADESH	8	0	0	6	2	0	0	6				
BRITISH INDIAN OCEAN TERRITORY (INCLUDES DIEGO GARCIA)	1,506	13	1,493	0	0	13	1,493	0				
CAMEROON	8	0	0	6	2	0	0	6				
CONGO	7	0	1	5	1	0	1	5				
EGYPT	1,163	81	33	19	1,030	81	33	19				
ETHIOPIA	13	0	0	13	0	0	0	13				
GABON	6	0	0	6	0	0	0	6				
GHANA	10	0	0	7	3	0	0	7				
INDIA	34	5	5	19	5	5	5	19				
ISRAEL	70	18	7	19	26	18	7	19				
IVORY COAST	10	0	0	7	3	0	0	7				
JORDAN	27	8	0	8	11	8	0	8				

TABLE P309A

DEPARTMENT OF DEFENSE  
ACTIVE DUTY MILITARY PERSONNEL STRENGTHS BY REGIONAL AREA AND BY COUNTRY  
DECEMBER 31, 1983

REGIONAL AREA/COUNTRY	TOTAL	ARMY	AIR FORCE	NAVY	MARINE CORPS
KENYA	33	10	10	1	12
KUWAIT	32	20	1	1	10
LEBANON	84	84	0	1	17
LIBERIA	23	10	2	4	7
MADAGASCAR	7	0	0	2	5
MALAWI	2	2	0	0	0
MALDIVES	4	4	0	0	0
MALI	6	0	0	0	6
MAURITIUS	7	0	0	0	7
MOROCCO	41	11	12	3	15
NEPAL	8	2	0	0	6
NIGER	6	0	0	0	6
NIGERIA	16	3	3	0	10
OMAN	17	5	3	1	8
PAKISTAN	32	8	6	2	16
ST. HELENA (INCLUDES ASCENSION ISLAND)	2	0	2	0	0
SAUDI ARABIA	695	225	397	56	17
SENEGAL	10	0	0	2	8
SEYCHELLES	4	0	4	0	0
SOMALIA	26	17	1	2	6
SOUTH AFRICA	17	2	4	1	10
SRI LANKA	9	0	0	3	6
SUDAN	23	8	6	0	9
SYRIA	13	3	0	0	10
TANZANIA, UNITED REPUBLIC OF	7	0	0	0	7
TUNISIA	26	11	2	2	11
UNITED ARAB EMIRATES	3	1	2	0	0
UPPER VOLTA	4	0	0	0	4
YEMEN (SAMAA)	18	8	4	0	6
ZAIRE	21	6	6	0	9
ZAMBIA	5	0	0	0	5
ZIMBABWE	7	2	0	0	5
AFLAT		0	0	0	0
TOTAL-AFRICA, NEAR EAST & SOUTH ASIA	23,418	1,529	591	21,055	2,363
	27,612			22,764	2,728
(4) WESTERN HEMISPHERE					
ANTIGUA	110	2	1	107	0
ARGENTINA	23	4	7	3	9
BAHAMAS, THE	28	0	1	22	5
BARRADOS	11	4	0	1	6
BELIZE	4	3	0	1	0

TABLE P309A

DEPARTMENT OF DEFENSE  
ACTIVE DUTY MILITARY PERSONNEL STRENGTHS BY REGIONAL AREA AND BY COUNTRY

DECEMBER 31, 1983

REGIONAL AREA/COUNTRY	TOTAL	ARMY	AIR FORCE	NAVY	MARINE CORPS
BERMUDA	1,465	0	0	1,384	81
BOLIVIA	13	3	3	0	7
BRAZIL	45	11	7	4	23
CANADA	680	10	223	435	12
CHILE	20	3	2	1	14
COLOMBIA	31	9	4	4	14
COSTA RICA	12	4	0	0	8
CUBA (GUANTANAMO)	2,295	0	0	1,814	481
DOMINICAN REPUBLIC	18	4	2	3	9
ECUADOR	21	5	5	2	9
EL SALVADOR	101	77	3	0	21
GRENADA	288	281	0	0	7
GUATEMALA	20	5	1	0	14
GUYANA	6	0	0	0	6
HAITI	9	2	1	0	6
HONDURAS 2/	2,106	1,707	175	2	222
JAMAICA	15	1	0	3	11
MEXICO	31	9	6	3	13
NICARAGUA	12	2	0	0	10
PANAMA	9,316	6,792	2,021	364	139
PARAGUAY	12	3	1	1	7
PERU	28	5	7	8	8
SURINAME	3	3	0	0	0
TRINIDAD AND TOBAGO	0	0	0	0	0
TURKS AND CAICOS ISLANDS	1	0	1	0	0
URUGUAY	15	4	2	2	7
VENEZUELA	35	6	17	3	9
AFLOAT	2,425	0	0	1,677	748
TOTAL-WESTERN HEMISPHERE	19,199	8,959	2,490	5,844	1,906
(5) ANTARCTICA	103	36	0	67	0
(6) EASTERN EUROPE					
BULGARIA	10	2	2	0	6
CZECHOSLOVAKIA	11	1	3	0	7
GERMAN DEMOCRATIC REPUBLIC	52	45	0	0	7
HUNGARY	12	4	1	0	7
POLAND	15	3	1	0	11
ROMANIA	10	3	0	0	7
UNION OF SOVIET SOCIALIST REPUBLICS	52	8	6	4	34
YUGOSLAVIA	18	4	4	1	9

2/ Includes personnel involved in Exercise AHUAS TARA II.

TABLE P309A

DEPARTMENT OF DEFENSE  
ACTIVE DUTY MILITARY PERSONNEL STRENGTHS BY REGIONAL AREA AND BY COUNTRY

DECEMBER 31, 1983

REGIONAL AREA/COUNTRY	TOTAL	ARMY	AIR FORCE	NAVY	MARINE CORPS
TOTAL-EASTERN EUROPE	180	70	17	5	88
(7) UNDISTRIBUTED	121	54	2	65	0
TOTAL FOREIGN COUNTRIES	488,383	256,913	124,009	87,125	30,336
ASHORE	438,698	256,913	124,009	33,055	24,721
AFLOAT	59,685	0	0	54,070	5,615
TOTAL WORLDWIDE	2,123,908	778,869	593,798	557,384	193,858
ASHORE	1,894,492	778,869	593,798	333,615	188,210
AFLOAT	229,417	0	0	223,769	5,648

NOTE: ASHORE INCLUDES TEMPORARILY SHORE-BASED.



G L O S S A R Y    O F    T E R M S

Active Duty: Full-time duty in the active service of a uniformed service, including duty on the active list, full-time training duty, annual training duty, and attendance while in the active service, at a school designated as a service school by law or by the Secretary concerned.

Armed Forces of the United States: Includes the Army, Navy, Air Force, Marine Corps, and Coast Guard, and all components thereof.

Career Regular: Individual serving on active duty in the regular component for a second or subsequent term of service or on an extended tour for which a reenlistment bonus was paid. An individual serving on an initial term of service in the regular component of a Service with at least 24 months of prior active duty with another Service will be considered a career regular.

Civil Functions: Functions primarily associated with the Civil Works program of the Army Corps of Engineers. This program encompasses planning, programming, designing, constructing, and operating Federal water resource projects for navigation, flood control, hydroelectric power, water supply, recreation, and related activities. Civil Functions also includes cemeterial workers (Army) and several conservation management employees (Air Force).

Continental United States: Unless otherwise qualified, means the 48 contiguous States and the District of Columbia.

Early Separations for Reenlistment: Separations prior to expiration of term of service for purpose of immediate reenlistment, as provided under service regulations.

Enlisted Member. A person enlisted, enrolled, or conscripted into the military service.

Enlistment. (1) A voluntary entrance into military service under enlisted status, as distinguished from induction through Selective Service.

(2) A period of time, contractual or prescribed by law, which enlisted members serve between enrollment and discharge.

First Term Regular: Individual serving on an initial term of service in the regular component of a Service, including those with prior active service in a nonregular component of the same Service (e.g., as a reservist or inductee). An individual serving on an initial term of service in the regular component of a Service who has less than 24 months of prior active duty with another Service will also be considered a first term regular.

Officer: A commissioned or warrant officer.

Reenlistment: Entry into active duty in the regular component of individuals with prior military service, either as regulars or as inductees of the same Service, either immediately or within 90 days after separation from a prior tour of active duty.

Reserve Components: The Army National Guard of the United States, Army Reserve, Naval Reserve, Marine Corps Reserve, Air National Guard of the United States, Air Force Reserve, and Coast Guard Reserve.

Separations, Eligible to Reenlist: Separations of individuals who, under current Service policies, are eligible (or available) for reenlistment in the regular components.

Service Academy Cadet or Midshipman: A person in training at one of the service academies to become a commissioned officer.

Warrant Officer: A person who holds a commission or warrant in a warrant officer grade.