

AD-A151 083

MILITARY MANPOWER STATISTICS, NOVEMBER, FY-84. (U)  
WASHINGTON HEADQUARTERS SERVICE (DOD) DIR FOR INFO  
OP & RPTS. NOV 83. DIOR/MO3-84/02

V 1

UNCLASSIFIED

F/G 5/9

N/L

1 OF 1  
AD-A151 083


0



END  
FILMED  
11 04 85

# 1 OF 1

# AD-A151 083




**THIS REPORT IS UNCLASSIFIED AND  
ITS DISTRIBUTION IS UNLIMITED**



Department of Defense  
**MILITARY MANPOWER STATISTICS**

**NOVEMBER 1983**



**Department of Defense**

**Military Manpower Statistics**

**November 1983**

**Issued Monthly by**

**Washington Headquarters Services  
Directorate for Information  
Operations and Reports**

## FOREWORD

*Military Manpower Statistics (MMS)* is a monthly publication prepared by the Washington Headquarters Services, Directorate for Information Operations and Reports (WHS/DIOR) of the Office of the Secretary of Defense.

The MMS report presents audited statistical data pertaining to military personnel on active duty for the current fiscal year on a monthly basis. The March, June, September, and December issues contain quarterly summaries of certain military manpower data as annotated in the Table of Contents. Although these tables are revised quarterly, they are published without changes in two subsequent monthly editions of this publication. The publication is generated from a computerized data base developed and maintained by the Manpower Management Information Division of WHS/DIOR.

The report is approved for public release at cost: distribution unlimited. However, all requests for this publication and DoD-wide data contained therein should be referred to WHS/DIOR or cognizant offices in the Office of the Secretary of Defense. Requests for additional copies should be addressed to the Director for Information Operations and Reports, WHS, Room 1C535, The Pentagon, Washington, DC 20301. (When ordering please cite publication number M03.)

*\*NOTE: Excluded from all total DoD strength figures for Fiscal Year 1984 are approximately 49,000 full-time military personnel who are paid from other than active duty military personnel appropriations. This group is funded from appropriations for reserve components and Corps of Engineers civil functions.*

T A B L E   O F   C O N T E N T S

	<u>Page</u>
<u>Active Duty Military Manpower Statistics</u>	
Figure 1-1 Department of Defense Active Duty Military Personnel	3
Table P10 Summary of Military Personnel	5
Table P11 Department of Defense Manpower Comparison	6
Table P22.1 Total Active Duty Military Personnel by Service	7
Table P23.1 Active Duty Officer Personnel and Percent of Total Military Personnel, by Service	8
Table P23.3 Total Active Duty Military Personnel by Type	9
Table P23.4 Army Active Duty Military Personnel by Type	10
Table P23.5 Navy Active Duty Military Personnel by Type	11
Table P23.6 Marine Corps Active Duty Military Personnel by Type	12
Table P23.7 Air Force Active Duty Military Personnel by Type	13
Table P23.41 Army Active Duty Military Personnel	14
Table P23.51 Navy Active Duty Military Personnel	15
Table P23.61 Marine Corps Active Duty Military Personnel	16
Table P23.71 Air Force Active Duty Military Personnel	17
Table P25.6 Female Military Personnel on Active Duty, Officers and Enlisted, by Service	18

	<u>Page</u>
<u>Active Duty Military Manpower Statistics</u>	
Table P26.0	19
Table P26.02	20
Table P26.04	21
Table P26.05	22
Table P27.1	23
Table P27.21	24
Table P27.22	25
Table P27.23	26
Table P27.24	27
*Table P29.20-29.34	28
*Table P309A	31
Glossary of Terms	36

\* Prepared quarterly, this table is updated in March, June, September and December.



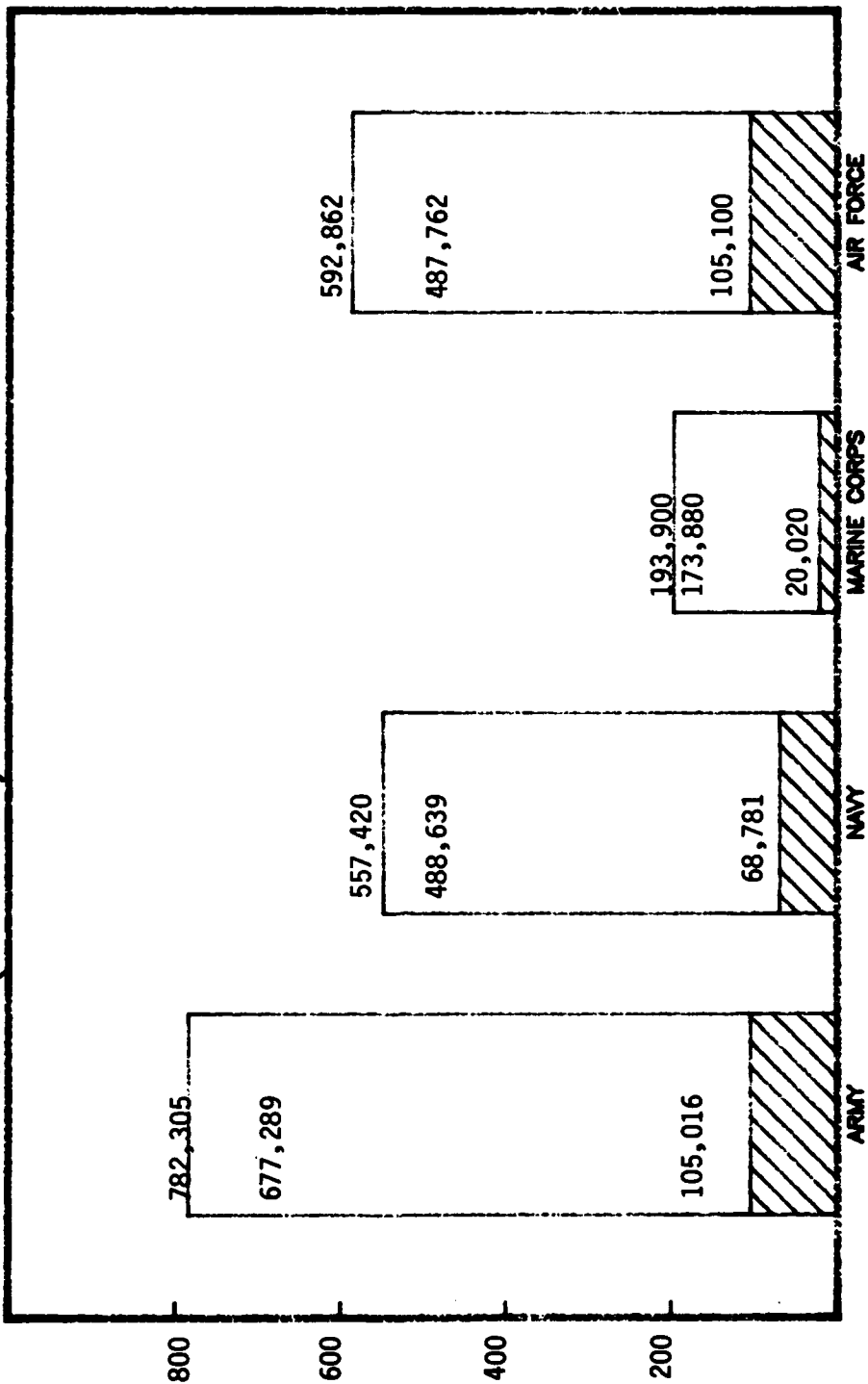
# DOD ACTIVE DUTY MILITARY PERSONNEL

NOVEMBER 30, 1983

ENLISTED/  
CADETS

OFFICERS

NUMBER OF PERSONNEL (IN THOUSANDS)



MILITARY SERVICE

FIGURE 1-1

TABLE P10

DEPARTMENT OF DEFENSE  
SUMMARY OF MILITARY PERSONNEL

	TOTAL DOD	ARMY	NAVY	MARINE CORPS	AIR FORCE
1. ACTIVE DUTY MILITARY AS OF NOV 30 1983					
OFFICER	298,917	105,016	68,781	20,020	105,100
ENLISTED	1,814,197	672,758	484,183	173,880	483,376
CADETS & MIDSHIPMEN	13,373	4,531	4,456	-	4,386
TOTAL ACTIVE DUTY MILITARY	2,126,487	782,305	557,420	193,900	592,862
2. OFFICER TRAINING IN COLLEGES A/ AS OF MAY 1983	99,121	71,954	8,224	-	18,943

A/ EXCLUDES 175,538 IN JUNIOR DIVISION, MILITARY  
SCHOOLS AND NATIONAL CADETS CORPS.

TABLE P11

DOD MANPOWER COMPARISON

(MILITARY & CIVIL FUNCTIONS) A/

DATE	TOTAL DOD	ARMY		AIR FORCE		NAVY AND MARINE CORPS		OSD/JCS/ ODA			
		MILI-TARY	CIVIL- IAN B/	MILI-TARY	CIVIL- IAN B/	NAVY MILI-TARY	MARINE CORPS MILI-TARY		CIVIL- IAN B/	TOTAL	CIVIL- IAN C/
OCT 31 83	3,154,214	778,054	372,233	1,150,287	242,228	834,728	556,739	193,171	336,390	1,086,300	82,899
NOV 30 83	3,166,949	782,305	374,301	1,156,606	244,155	837,017	557,420	193,900	338,275	1,089,595	83,731

A/ CIVIL FUNCTIONS INCLUDES CIVILIAN PERSONNEL ONLY.

B/ "TOTAL PAID EMPLOYEES" AS REPORTED OFFICIALLY TO THE OFFICE OF PERSONNEL MANAGEMENT; EXCLUDES OVERSEAS SUPPORT PERSONNEL (INDIRECT HIRE).

C/ CIVILIAN PERSONNEL ONLY. MILITARY PERSONNEL ASSIGNED TO OSD, OJCS AND OTHER DEFENSE ACTIVITIES (ODA) ARE REPORTED BY THEIR RESPECTIVE SERVICES.

TABLE P22.1

DEPARTMENT OF DEFENSE  
TOTAL ACTIVE DUTY MILITARY PERSONNEL BY SERVICE

DATE	TOTAL DOD	ARMY	NAVY	MARINE CORPS	AIR FORCE
OCT 31 1983	2,120,464	778,054	556,739	193,171	592,500
NOV 30 1983	2,126,487	782,305	557,420	193,900	592,862

TABLE P23.1

DEPARTMENT OF DEFENSE  
ACTIVE DUTY OFFICER PERSONNEL AND PERCENT OF TOTAL MILITARY PERSONNEL, BY SERVICE

DATE	TOTAL DOD		ARMY		NAVY		MARINE CORPS		AIR FORCE	
	NUMBER	%	NUMBER	%	NUMBER	%	NUMBER	%	NUMBER	%
OCT 31 1983	298,896	14.1	105,424	13.5	68,504	12.3	20,012	10.4	104,956	17.7
NOV 30 1983	298,917	14.1	105,016	13.4	68,781	12.3	20,020	10.3	105,100	17.7

TABLE P23.3

DEPARTMENT OF DEFENSE  
TOTAL ACTIVE DUTY MILITARY PERSONNEL BY TYPE

DATE	TOTAL	OFFICERS	ENLISTED	CADETS AND MIDSHIPMEN <sup>A/</sup>
OCT 31 1983	2,120,464	298,896	1,808,140	13,428
NOV 30 1983	2,126,487	298,917	1,814,197	13,373

A/ CONSISTS OF THE FOLLOWING:  
 FOR ARMY - CADETS, U. S. MILITARY ACADEMY  
 FOR NAVY - MIDSHIPMEN, U. S. NAVAL ACADEMY  
 FOR AIR FORCE - CADETS, U. S. AIR FORCE ACADEMY

TABLE P23.4

DEPARTMENT OF DEFENSE  
ARMY ACTIVE DUTY MILITARY PERSONNEL BY TYPE

DATE	TOTAL	OFFICERS	ENLISTED	CADETS U.S. MILITARY ACADEMY
OCT 31 1983	778,054	105,424	668,071	4,559
NOV 30 1983	782,305	105,016	672,758	4,531

TABLE P23.5

DEPARTMENT OF DEFENSE  
NAVY ACTIVE DUTY MILITARY PERSONNEL BY TYPE

DATE	TOTAL	OFFICERS	ENLISTED	MIDSHIPMEN U. S. NAVAL ACADEMY
OCT 31 1983	556,739	68,504	483,779	4,456
NOV 30 1983	557,420	68,781	484,183	4,456



TABLE P23.6

DEPARTMENT OF DEFENSE  
MARINE CORPS ACTIVE DUTY MILITARY PERSONNEL BY TYPE

DATE	TOTAL	OFFICERS	ENLISTED
OCT 31 1983	193,171	20,012	173,159
NOV 30 1983	193,900	20,020	173,880

TABLE P23.7

DEPARTMENT OF DEFENSE  
AIR FORCE ACTIVE DUTY MILITARY PERSONNEL BY TYPE

DATE	TOTAL	OFFICERS	ENLISTED	CADETS U.S.A.F. ACADEMY
OCT 31 1983	592,500	104,956	483,131	4,413
NOV 30 1983	592,862	105,100	483,376	4,386

TABLE P23.41

DEPARTMENT OF DEFENSE  
ARMY ACTIVE DUTY MILITARY PERSONNEL

REPORTED STRENGTH, AND ADJUSTMENTS TO REPORTED STRENGTH TO DERIVE "DIRECT PROGRAM STRENGTH"  
CHARGEABLE TO APPROPRIATION "MILITARY PERSONNEL, ARMY"

DATE	REPORTED STRENGTH	(LESS) REIMBURSABLES		DIRECT PROGRAM STRENGTH CHARGEABLE TO APPROPRIATION "MILITARY PERSONNEL, ARMY"		CADETS U.S. MILITARY ACADEMY	
		OFFICER	ENLISTED	TOTAL	OFFICER	ENLISTED	U.S. MILITARY ACADEMY
OCT 31 1983	778,054	471	300	777,283	104,953	667,771	4,559
NOV 30 1983	782,305	469	298	781,538	104,547	672,460	4,531

TABLE P23.51

DEPARTMENT OF DEFENSE  
NAVY ACTIVE DUTY MILITARY PERSONNEL

REPORTED STRENGTH, AND ADJUSTMENTS TO REPORTED STRENGTH TO DERIVE "DIRECT PROGRAM STRENGTH"  
CHARGEABLE TO APPROPRIATION "MILITARY PERSONNEL, NAVY"

DATE	REPORTED STRENGTH		(LESS) REIMBURSABLES		DIRECT PROGRAM STRENGTH CHARGEABLE TO APPROPRIATION "MILITARY PERSONNEL, NAVY"		MIDSHIPMEN U.S. NAVAL ACADEMY	
	TOTAL	OFFICER	ENLISTED	TOTAL	OFFICER	ENLISTED	OFFICER	ENLISTED
OCT 31 1983	556,739	409	1,064	555,266	68,095	482,715	4,456	4,456
NOV 30 1983	557,420	416	1,089	555,915	68,365	483,094	4,456	4,456

TABLE P23.61

DEPARTMENT OF DEFENSE  
MARINE CORPS ACTIVE DUTY MILITARY PERSONNEL

REPORTED STRENGTH, AND ADJUSTMENTS TO REPORTED STRENGTH TO DERIVE "DIRECT PROGRAM STRENGTH"  
CHARGEABLE TO APPROPRIATION "MILITARY PERSONNEL, MARINE CORPS"

DATE	REPORTED STRENGTH	(LESS) REIMBURSABLES	DIRECT PROGRAM STRENGTH CHARGEABLE TO APPN. "MILITARY PERSONNEL, MARINE CORPS"	OFFICER	ENLISTED	TOTAL	OFFICER	ENLISTED
OCT 31 1983	193,171	25	193,146	19,987	173,159	193,146	19,987	173,159
NOV 30 1983	193,900	24	193,875	19,996	173,879	193,875	19,996	173,879

TABLE P23.71

DEPARTMENT OF DEFENSE  
AIR FORCE ACTIVE DUTY MILITARY PERSONNEL

REPORTED STRENGTH, AND ADJUSTMENTS TO REPORTED STRENGTH TO DERIVE "DIRECT PROGRAM STRENGTH"  
CHARGEABLE TO APPROPRIATION "MILITARY PERSONNEL, AIR FORCE"

DATE	REPORTED STRENGTH	(LESS) REIMBURSABLES		TOTAL	DIRECT PROGRAM STRENGTH CHARGEABLE TO APPROP. "MILITARY PERSONNEL, AIR FORCE"		CADETS U.S.A.F. ACADEMY	
		OFFICER	ENLISTED		OFFICER	ENLISTED		
OCT 31 1983	592,500	-	-	592,500	104,956	483,131		4,413
NOV 30 1983	592,862	-	-	592,862	105,100	483,376		4,386



TABLE P26.0  
 DEPARTMENT OF DEFENSE  
 MILITARY PERSONNEL ON ACTIVE DUTY BY GRADE IN WHICH SERVING

NOVEMBER 30, 1983

RANK/GRADE	TOTAL DOD	ARMY	NAVY	MARINE CORPS	AIR FORCE
GENERAL	35	12	8	2	13
LT GENERAL	118	44	30	7	37
MAJ GENERAL	368	144	84	23	117
BRIG GENERAL	527	195	128	33	171
COLONEL	14,470	4,805	3,688	590	5,387
LIEUTENANT COL	32,302	10,647	7,556	1,644	12,455
MAJOR	51,367	16,484	12,763	3,067	19,053
CAPTAIN	98,852	33,965	20,134	5,851	38,902
1st LIEUTENANT	43,073	13,710	10,796	3,753	14,814
2nd LIEUTENANT	38,398	10,111	10,470	3,666	14,151
CHIEF WARRANT OFFICER W-4	2,274	1,548	605	121	-
CHIEF WARRANT OFFICER W-3	5,773	4,352	1,253	168	-
CHIEF WARRANT OFFICER W-2	8,087	6,265	1,266	556	-
WARRANT OFFICER W-1	3,273	2,734	-	539	-
<b>TOTAL OFFICERS</b>	<b>298,917</b>	<b>105,016</b>	<b>68,781</b>	<b>20,020</b>	<b>105,100</b>
E-9	14,024	4,168	3,673	1,274	4,909
E-8	37,726	15,829	8,586	3,737	9,574
E-7	125,987	50,361	29,956	9,176	36,494
E-6	227,119	87,635	68,061	15,347	56,076
E-5	351,473	120,460	97,647	25,554	107,812
E-4	399,950	165,805	102,737	32,149	99,259
E-3	384,919	113,440	98,616	46,055	126,808
E-2	131,172	45,104	40,028	23,897	22,143
E-1	141,827	69,956	34,879	16,691	20,301
<b>TOTAL ENLISTED</b>	<b>1,814,197</b>	<b>672,758</b>	<b>484,183</b>	<b>173,880</b>	<b>483,376</b>
<b>CADETS &amp; MIDSHIPMEN</b>	<b>13,373</b>	<b>4,531</b>	<b>4,456</b>	<b>-</b>	<b>4,386</b>
<b>GRAND TOTAL</b>	<b>2,126,487</b>	<b>782,305</b>	<b>557,420</b>	<b>193,900</b>	<b>592,862</b>

A/ INCLUDES THE NEWLY REESTABLISHED RANK OF COMMODORE.



TABLE P26.02

DEPARTMENT OF DEFENSE  
FEMALE MILITARY PERSONNEL ON ACTIVE DUTY BY GRADE IN WHICH SERVING

NOVEMBER 30, 1983

RANK/GRADE	TOTAL DOD	ARMY	NAVY	MARINE CORPS	AIR FORCE
GENERAL - ADMIRAL	-	-	-	-	-
LT GENERAL - VICE ADMIRAL	-	-	-	-	-
MAJ GENERAL - REAR ADMIRAL (U)	-	-	-	-	-
BRIG GENERAL - REAR ADMIRAL (L) A/	7	2	2	-	3
COLONEL - CAPTAIN	251	85	85	6	75
LIEUTENANT COL - COMMANDER	957	298	303	30	326
MAJOR - LT COMMANDER	3,178	1,122	1,055	64	937
CAPTAIN - LIEUTENANT	11,324	3,989	2,399	175	4,761
1st LIEUTENANT - LIEUTENANT (JG)	6,056	2,170	1,260	150	2,476
2nd LIEUTENANT - ENSIGN	5,424	1,695	1,338	155	2,236
CHIEF WARRANT OFFICER W-4	7	-	4	3	-
CHIEF WARRANT OFFICER W-3	24	12	8	4	-
CHIEF WARRANT OFFICER W-2	139	117	9	13	-
WARRANT OFFICER W-1	78	63	-	15	-
TOTAL OFFICERS	27,445	9,553	6,463	615	10,814
E-9	46	16	10	8	12
E-8	239	136	40	32	31
E-7	1,828	1,062	349	128	289
E-6	9,866	4,740	2,676	466	1,984
E-5	36,625	13,317	8,784	1,552	12,972
E-4	53,389	22,631	11,063	2,050	17,645
E-3	43,704	13,827	11,273	2,275	16,329
E-2	12,743	4,403	3,971	1,166	3,203
E-1	12,509	6,831	2,501	1,598	2,579
TOTAL ENLISTED	170,949	66,963	40,667	8,275	55,044
CADETS & MIDSHIPMEN	1,323	494	308	-	521
GRAND TOTAL	199,717	77,010	47,438	8,890	66,379

A/ INCLUDES THE NEWLY REESTABLISHED RANK OF COMMODORE.

TABLE P26.04  
DEPARTMENT OF DEFENSE  
MILITARY PERSONNEL ON ACTIVE DUTY BY GRADE IN WHICH SERVING

REGULAR A/

NOVEMBER 30, 1983

RANK/GRADE	TOTAL DOD	ARMY	NAVY	MARINE CORPS	AIR FORCE
GENERAL	35	12	8	2	13
LT GENERAL	116	42	30	7	37
MAJ GENERAL	365	142	84	22	117
BRIG GENERAL	525	193	128	33	171
COLONEL	14,042	4,656	3,607	582	5,197
LIEUTENANT COL	30,597	9,874	7,255	1,617	11,851
MAJOR	45,278	13,707	11,631	2,985	16,955
CAPTAIN	57,126	12,865	14,437	4,969	24,855
1st LIEUTENANT	14,982	5,694	5,085	1,883	2,320
2nd LIEUTENANT	10,606	3,524	4,075	1,890	2,117
CHIEF WARRANT OFFICER W-4	1,939	1,225	595	119	-
CHIEF WARRANT OFFICER W-3	3,825	2,421	1,241	163	-
CHIEF WARRANT OFFICER W-2	2,541	734	1,255	552	-
WARRANT OFFICER W-1	548	9	-	539	-
TOTAL OFFICERS	182,525	55,098	49,431	14,363	63,633
E-9	13,976	4,167	3,633	1,268	4,908
E-8	37,590	15,815	8,488	3,728	9,559
E-7	125,525	50,323	29,557	9,168	36,477
E-6	226,377	87,612	67,376	15,343	56,046
E-5	348,758	120,443	95,264	25,512	107,539
E-4	393,466	165,792	96,349	32,145	99,180
E-3	367,497	113,380	82,152	46,054	125,911
E-2	121,454	45,027	30,659	23,896	21,872
E-1	131,583	69,652	27,118	16,691	18,122
TOTAL ENLISTED	1,766,226	672,211	440,596	173,805	479,614
CADETS & MIDSHIPMEN	13,373	4,531	4,456	-	4,386
REGULAR TOTAL	1,962,124	731,840	494,483	188,168	547,633

A/ REGULAR PLUS RETIRED REGULAR OFFICERS ON ACTIVE DUTY.  
B/ INCLUDES THE NEWLY REESTABLISHED RANK OF COMMODORE.

TABLE P26.05

DEPARTMENT OF DEFENSE  
MILITARY PERSONNEL ON ACTIVE DUTY BY GRADE IN WHICH SERVING

RESERVE A/

NOVEMBER 30, 1983

RANK/GRADE	TOTAL DOD	ARMY	NAVY	MARINE CORPS	AIR FORCE
GENERAL - ADMIRAL	-	-	-	-	-
LT GENERAL - VICE ADMIRAL	2	2	-	-	-
MAJ GENERAL - REAR ADMIRAL (U)	3	2	-	1	-
BRIG GENERAL - REAR ADMIRAL (L) B/	2	2	-	-	-
COLONEL - CAPTAIN	428	149	81	8	190
LIEUTENANT COL - COMMANDER	1,705	773	301	27	604
MAJOR - LT COMMANDER	6,089	2,777	1,132	82	2,098
CAPTAIN - LIEUTENANT	41,726	21,100	5,697	882	14,047
1st LIEUTENANT - LIEUTENANT (JG)	28,091	8,016	5,711	1,870	12,494
2nd LIEUTENANT - ENSIGN	27,792	6,587	6,395	2,776	12,034
CHIEF WARRANT OFFICER W-4	335	323	10	2	-
CHIEF WARRANT OFFICER W-3	1,948	1,931	12	5	-
CHIEF WARRANT OFFICER W-2	5,546	5,531	11	4	-
WARRANT OFFICER W-1	2,725	2,725	-	-	-
<b>TOTAL OFFICERS</b>	<b>116,392</b>	<b>49,918</b>	<b>19,350</b>	<b>5,657</b>	<b>41,467</b>
E-9	48	1	40	6	1
E-8	136	14	98	9	15
E-7	462	38	399	8	17
E-6	742	23	685	4	30
E-5	2,715	17	2,383	42	273
E-4	6,484	13	6,388	4	79
E-3	17,422	60	16,464	1	897
E-2	9,718	77	9,369	1	271
E-1	10,244	304	7,761	-	2,179
<b>TOTAL ENLISTED</b>	<b>47,971</b>	<b>547</b>	<b>43,587</b>	<b>75</b>	<b>3,762</b>
<b>RESERVE TOTAL</b>	<b>164,363</b>	<b>50,465</b>	<b>62,937</b>	<b>5,732</b>	<b>45,229</b>

A/ INCLUDES RESERVE, NATIONAL GUARD, AUS, AND AFUS OFFICERS ON ACTIVE DUTY.

B/ INCLUDES THE NEWLY REESTABLISHED RANK OF COMMODORE.

TABLE P27.1  
 DEPARTMENT OF DEFENSE  
 SUMMARY OF ENLISTED PERSONNEL PROCUREMENT  
 FISCAL YEAR 1984

	OCT 1983	NOV 1983	DEC 1983	JAN 1984	FEB 1984	MAR 1984
TOTAL DEPARTMENT OF DEFENSE	50,561	44,618				
INDUCTIONS	-	-				
FIRST ENLISTMENTS	27,812	27,057				
IMMEDIATE REENLISTMENTS	19,128	14,314				
OTHER REENLISTMENTS	1,776	2,091				
RESERVES TO ACTIVE DUTY A/	1,845	1,156				
ARMY	20,679	21,130				
INDUCTIONS	-	-				
FIRST ENLISTMENTS	12,285	14,113				
IMMEDIATE REENLISTMENTS	7,352	5,556				
OTHER REENLISTMENTS	1,009	1,426				
RESERVES TO ACTIVE DUTY	33	35				
NAVY	15,241	9,575				
INDUCTIONS	-	-				
FIRST ENLISTMENTS	7,391	5,167				
IMMEDIATE REENLISTMENTS	5,605	2,875				
OTHER REENLISTMENTS	570	483				
RESERVES TO ACTIVE DUTY	1,675	1,050				
MARINE CORPS	4,965	4,399				
INDUCTIONS	-	-				
FIRST ENLISTMENTS	3,560	3,099				
IMMEDIATE REENLISTMENTS	1,166	1,153				
OTHER REENLISTMENTS	132	87				
RESERVES TO ACTIVE DUTY	107	60				
AIR FORCE	9,676	9,514				
INDUCTIONS	-	-				
FIRST ENLISTMENTS	4,576	4,678				
IMMEDIATE REENLISTMENTS	5,005	4,730				
OTHER REENLISTMENTS	65	95				
RESERVES TO ACTIVE DUTY	30	11				

A/ INCLUDES NATIONAL GUARD.

TABLE P27.21

DEPARTMENT OF DEFENSE  
ARMY ENLISTED PERSONNEL PROCUREMENT  
FISCAL YEAR 1984

	OCT 1983	NOV 1983	DEC 1983	JAN 1984	FEB 1984	MAR 1984
TOTAL	20,679	21,130				
REGULAR ENL. AND REENL. - TOTAL	20,646	21,095				
FIRST ENLISTMENTS	12,285	14,113				
REENLISTMENTS - TOTAL	8,361	6,982				
IMMEDIATE REENLISTMENTS	7,352	5,556				
FORMER REGULAR FORMER RESERVE & N.G. FORMER INDUCTEE	7,351 1 -	5,556 - -				
REENL. OTHER THAN IMMEDIATE	1,009	1,426				
WITHIN 2-90 DAYS AFTER SEPARATION	53	61				
FORMER REGULAR FORMER RESERVE & N.G. FORMER INDUCTEE FORMER OFFICER	9 37 3 4	16 34 8 3				
OVER 90 DAYS AFTER SEPARATION	956	1,365				
RESERVES AND N.G. CALLS	33	35				

TABLE P27.22  
 DEPARTMENT OF DEFENSE  
 NAVY ENLISTED PERSONNEL PROCUREMENT  
 FISCAL YEAR 1984

	OCT 1983	NOV 1983	DEC 1983	JAN 1984	FEB 1984	MAR 1984
TOTAL	15,241	9,575				
REGULAR ENL. AND REENL. - TOTAL	13,566	8,525				
FIRST ENLISTMENTS	7,391	5,167				
REENLISTMENTS - TOTAL	6,175	3,358				
IMMEDIATE REENLISTMENTS	5,605	2,875				
FORMER REGULAR FORMER RESERVE	5,154 451	2,666 209				
REENL. OTHER THAN IMMEDIATE	570	483				
WITHIN 2-90 DAYS AFTER SEPARATION	107	69				
FORMER REGULAR FORMER RESERVE	107	69				
OVER 90 DAYS AFTER SEPARATION	463	414				
RESERVES TO ACTIVE DUTY	1,675	1,050				
FIRST ENLISTMENTS REENLISTMENTS REPORTED TO ACTIVE DUTY	268 1,407	122 928				

TABLE P27.23

DEPARTMENT OF DEFENSE  
MARINE CORPS ENLISTED PERSONNEL PROCUREMENT  
FISCAL YEAR 1984

	OCT 1983	NOV 1983	DEC 1983	JAN 1984	FEB 1984	MAR 1984
TOTAL	4,965	4,399				
REGULAR ENL. AND REENL. - TOTAL	4,858	4,339				
FIRST ENLISTMENTS	3,560	3,099				
REENLISTMENTS - TOTAL	1,298	1,240				
IMMEDIATE REENLISTMENTS	1,166	1,153				
FORMER REGULAR A/ FORMER RESERVE FORMER INDUCTEE	1,130 36 -	1,149 4 -				
REENL. OTHER THAN IMMEDIATE	132	87				
WITHIN 2-90 DAYS AFTER SEPARATION	3	-				
FORMER REGULAR FORMER RESERVE FORMER INDUCTEE	3 - -	- - -				
OVER 90 DAYS AFTER SEPARATION	129	87				
RESERVES TO ACTIVE DUTY	107	60				
FIRST ENLISTMENTS REENLISTMENTS REPORTED TO ACTIVE DUTY	- 1 106	- 4 56				

A/ INCLUDES EXTENSIONS FOR WHICH REENLISTMENT BONUS IS PAID.  
B/ INCLUDES ENLISTMENTS OF FORMER OFFICERS.

TABLE P27.24

DEPARTMENT OF DEFENSE  
AIR FORCE ENLISTED PERSONNEL PROCUREMENT  
FISCAL YEAR 1984

	OCT 1983	NOV 1983	DEC 1983	JAN 1984	FEB 1984	MAR 1984
TOTAL	9,676	9,514				
REGULAR ENL. AND REENL. - TOTAL	9,646	9,503				
FIRST ENLISTMENTS	4,576	4,678				
REENLISTMENTS - TOTAL	5,070	4,825				
IMMEDIATE REENLISTMENTS	5,005	4,730				
FORMER REGULAR FORMER RESERVE & N.G.	5,000	4,728				
	5	2				
REENL. OTHER THAN IMMEDIATE	65	95				
OVER 90 DAYS AFTER SEPARATION A/	65	95				
RESERVES & N.G. TO ACTIVE DUTY	30	11				

A/ INCLUDES ENLISTMENTS OF FORMER COMMISSIONED AND WARRANT OFFICERS.



TABLE P29.20-29.34

DEPARTMENT OF DEFENSE  
REENLISTMENT RATES BY SERVICE

	A/ "UNADJUSTED" REENLISTMENT RATES FOR TOTAL REGULARS				B/ "ADJUSTED" REENLISTMENT RATES FOR TOTAL REGULARS					
	TOTAL DOD	ARMY	NAVY	MARINE CORPS	AIR FORCE	TOTAL DOD	ARMY	NAVY	MARINE CORPS	AIR FORCE
<b>FY 1979</b>										
ELIGIBLES	343,032	144,849	74,818	37,016	86,349	322,679	134,924	73,598	36,668	77,489
REENLISTMENTS	181,338	81,443	35,367	12,398	52,130	162,994	71,505	35,488	12,047	43,954
REENLISTMENT RATE	52.9%	56.2%	47.3%	33.5%	60.4%	50.5%	53.0%	48.2%	32.9%	56.7%
<b>FY 1980</b>										
ELIGIBLES	343,425	133,010	86,251	35,032	89,132	334,952	136,721	83,581	34,928	79,722
REENLISTMENTS	190,260	82,793	41,556	12,388	53,523	183,494	86,494	40,500	12,237	44,263
REENLISTMENT RATE	55.4%	62.2%	48.2%	35.4%	60.0%	54.8%	63.3%	48.5%	35.0%	55.5%
<b>FY 1981</b>										
ELIGIBLES	341,428	116,743	94,303	36,833	93,549	339,304	131,957	90,462	36,395	80,490
REENLISTMENTS	206,917	77,892	51,519	15,907	61,599	206,315	93,105	49,039	15,510	48,661
REENLISTMENT RATE	60.6%	66.7%	54.6%	43.2%	65.8%	60.8%	70.6%	54.2%	42.6%	60.5%
<b>FY 1982</b>										
ELIGIBLES	329,296	117,331	82,192	32,948	96,825	325,066	126,035	84,001	33,594	81,436
REENLISTMENTS	224,465	84,631	52,254	16,117	71,463	212,452	93,335	54,450	12,171	52,496
REENLISTMENT RATE	68.2%	72.1%	63.6%	48.9%	73.8%	65.4%	74.1%	64.8%	36.2%	64.5%
<b>FY 1983</b>										
ELIGIBLES	332,718	128,084	75,173	34,818	94,643	329,308	144,379	79,977	35,530	69,422
REENLISTMENTS	224,909	82,369	51,201	16,795	74,544	220,923	98,661	55,446	17,461	49,355
REENLISTMENT RATE	67.6%	64.3%	68.1%	48.2%	78.8%	67.1%	68.3%	69.3%	49.1%	71.1%

A/ "UNADJUSTED REENLISTMENT RATE" - THE RATIO OF TOTAL REENLISTMENTS OCCURRING IN A GIVEN PERIOD TO TOTAL SEPARATIONS ELIGIBLE TO REENLIST IN THE SAME PERIOD EXPRESSED AS A PERCENTAGE.

B/ "ADJUSTED REENLISTMENT RATE" - THE "UNADJUSTED" RATE ADJUSTED TO EXCLUDE THE EFFECTS OF: (1) EARLY SEPARATIONS FOR IMMEDIATE REENLISTMENTS AND (2) OTHER EARLY DISCHARGES OF ELIGIBLES UNDER EARLY RELEASE PROGRAMS.

TABLE P29.20-29.34

DEPARTMENT OF DEFENSE  
REENLISTMENT RATES BY SERVICE

	A/ "UNADJUSTED" REENLISTMENT RATES FOR FIRST-TERM REGULARS					B/ "ADJUSTED" REENLISTMENT RATES FOR FIRST-TERM REGULARS				
	TOTAL DOD	ARMY	NAVY	MARINE CORPS	AIR FORCE	TOTAL DOD	ARMY	NAVY	MARINE CORPS	AIR FORCE
FY 1979										
ELIGIBLES	171,034	62,909	45,204	21,029	41,892	159,988	59,604	44,308	20,925	35,151
REENLISTMENTS	64,001	27,027	16,949	4,107	15,918	54,369	23,714	17,080	4,010	9,565
REENLISTMENT RATE	37.4%	43.0%	37.5%	19.5%	38.0%	34.0%	39.8%	38.5%	19.2%	27.2%
FY 1980										
ELIGIBLES	165,525	50,288	53,670	19,364	42,203	161,232	52,231	51,976	19,575	37,450
REENLISTMENTS	64,762	25,434	19,721	4,493	15,114	61,610	27,370	19,138	4,672	10,430
REENLISTMENT RATE	39.1%	50.6%	36.7%	23.2%	35.8%	38.2%	52.4%	36.8%	23.9%	27.9%
FY 1981										
ELIGIBLES	161,600	38,762	55,107	23,875	43,856	158,676	43,013	53,583	24,120	37,960
REENLISTMENTS	69,435	21,312	22,968	6,340	18,815	67,709	25,563	22,521	6,630	12,995
REENLISTMENT RATE	43.0%	55.0%	41.7%	26.6%	42.9%	42.7%	59.4%	42.0%	27.5%	34.2%
FY 1982										
ELIGIBLES	148,862	36,302	43,659	21,342	47,559	149,480	39,276	45,522	21,769	42,913
REENLISTMENTS	77,279	21,008	21,949	7,262	27,060	69,725	23,982	23,871	3,103	18,769
REENLISTMENT RATE	51.9%	57.9%	50.3%	34.0%	56.9%	46.6%	61.1%	52.4%	14.3%	43.7%
FY 1983										
ELIGIBLES	148,462	39,353	39,185	22,686	47,238	143,955	45,114	41,372	23,231	34,238
REENLISTMENTS	76,570	16,100	21,824	7,562	31,084	71,204	21,858	23,182	8,062	18,102
REENLISTMENT RATE	51.6%	40.9%	55.7%	33.3%	65.8%	49.5%	48.5%	56.0%	34.7%	52.9%

A/ "UNADJUSTED REENLISTMENT RATE" - THE RATIO OF TOTAL REENLISTMENTS OCCURRING IN A GIVEN PERIOD TO TOTAL SEPARATIONS ELIGIBLE TO REENLIST IN THE SAME PERIOD, EXPRESSED AS A PERCENTAGE.

B/ "ADJUSTED REENLISTMENT RATE" - THE "UNADJUSTED" RATE ADJUSTED TO EXCLUDE THE EFFECTS OF: (1) EARLY SEPARATIONS FOR IMMEDIATE REENLISTMENTS AND (2) OTHER EARLY DISCHARGES OF ELIGIBLES UNDER EARLY RELEASE PROGRAMS.

TABLE P29.20-29.34  
DEPARTMENT OF DEFENSE  
REENLISTMENT RATES BY SERVICE

	A/ "UNADJUSTED" REENLISTMENT RATES FOR CAREER REGULARS				B/ "ADJUSTED" REENLISTMENT RATES FOR CAREER REGULARS					
	TOTAL DOD	ARMY	NAVY	MARINE CORPS	AIR FORCE	TOTAL DOD	ARMY	NAVY	MARINE CORPS	AIR FORCE
FY 1979										
ELIGIBLES	171,998	81,940	29,614	15,987	44,457	162,691	75,320	29,290	15,743	42,338
REENLISTMENTS	117,337	54,416	18,418	8,291	36,212	108,625	47,791	18,408	8,037	34,389
REENLISTMENT RATE	68.2%	66.4%	62.2%	51.9%	81.5%	66.8%	63.5%	62.8%	51.1%	81.2%
FY 1980										
ELIGIBLES	177,900	82,722	32,581	15,668	46,929	173,720	84,490	31,605	15,353	42,272
REENLISTMENTS	125,498	57,359	21,835	7,895	38,409	121,884	59,124	21,362	7,565	33,833
REENLISTMENT RATE	70.5%	69.3%	67.0%	50.4%	81.8%	70.2%	70.0%	67.6%	49.3%	80.0%
FY 1981										
ELIGIBLES	179,828	77,981	39,196	12,958	49,693	180,628	88,944	36,879	12,275	42,530
REENLISTMENTS	137,482	56,580	28,551	9,567	42,784	138,606	67,542	26,518	8,880	35,666
REENLISTMENT RATE	76.5%	72.6%	72.8%	73.8%	86.1%	76.7%	75.9%	71.9%	72.3%	83.9%
FY 1982										
ELIGIBLES	180,434	81,029	38,533	11,606	49,266	175,586	86,759	38,479	11,825	38,523
REENLISTMENTS	147,186	63,623	30,305	8,855	44,403	142,727	69,353	30,579	9,068	33,727
REENLISTMENT RATE	81.6%	78.5%	78.6%	76.3%	90.1%	81.3%	79.9%	79.5%	76.7%	87.6%
FY 1983										
ELIGIBLES	184,256	88,731	35,988	12,132	47,405	185,353	99,265	38,605	12,299	35,184
REENLISTMENTS	148,339	66,269	29,377	9,233	43,460	149,719	76,803	32,264	9,399	31,253
REENLISTMENT RATE	80.5%	74.7%	81.6%	76.1%	91.7%	80.8%	77.4%	83.6%	76.4%	88.8%

A/ "UNADJUSTED REENLISTMENT RATE" - THE RATIO OF TOTAL REENLISTMENTS OCCURRING IN A GIVEN PERIOD TO TOTAL SEPARATIONS ELIGIBLE TO REENLIST IN THE SAME PERIOD, EXPRESSED AS A PERCENTAGE.

B/ "ADJUSTED REENLISTMENT RATE" - THE "UNADJUSTED" RATE ADJUSTED TO EXCLUDE THE EFFECTS OF: (1) EARLY SEPARATIONS FOR IMMEDIATE REENLISTMENTS AND (2) OTHER EARLY DISCHARGES OF ELIGIBLES UNDER EARLY RELEASE PROGRAMS.

TABLE P309A

DEPARTMENT OF DEFENSE  
ACTIVE DUTY MILITARY PERSONNEL STRENGTHS BY REGIONAL AREA AND BY COUNTRY

SEPTEMBER 30, 1983

REGIONAL AREA/COUNTRY	SEPTEMBER 30, 1983			
	TOTAL	ARMY	AIR FORCE	NAVY MARINE CORPS
<b>U. S. TERRITORY AND SPECIAL LOCATIONS</b>				
CONTINENTAL UNITED STATES (CONUS)	1,301,283	467,568	429,843	257,244
ALASKA	20,180	7,670	10,681	1,630
HAWAII	44,651	17,466	6,588	12,671
AMERICAN SAMOA	1	1	0	0
GUAM	9,196	36	4,018	4,752
JOHNSTON ATOLL	131	126	5	0
MIDWAY ISLANDS	1	0	0	1
PUERTO RICO	3,813	488	45	3,125
TRUST TERRITORY OF THE PACIFIC ISLANDS 1/	77	34	13	30
VIRGIN ISLANDS OF THE U.S.	10	8	1	1
WAKE ISLAND	8	0	8	0
TRANSIENTS	59,350	21,826	17,147	15,190
AFLOAT	165,131	0	0	165,131
TOTAL-U.S. TERR. AND SPECIAL LOCATIONS	1,603,832	515,223	468,349	459,775
<b>FOREIGN COUNTRIES</b>				
<b>(1) WESTERN &amp; SOUTHERN EUROPE</b>				
AUSTRIA	30	5	2	0
BELGIUM*	2,132	1,327	656	115
CYPRUS	14	3	2	0
DENMARK*	60	4	29	16
FINLAND	17	5	2	2
FRANCE*	71	14	15	9
GERMANY (FED. REPUBLIC & WEST BERLIN)*	254,477	214,825	39,244	321
GIBRALTAR	1	0	0	1
GREECE*	3,579	530	2,574	460
GREENLAND*	316	0	316	0
ICELAND*	3,074	2	1,074	1,891
IRELAND	10	3	0	0
ITALY*	13,515	4,108	4,845	4,493
LUXEMBOURG*	7	0	0	0
MALTA	1	1	0	0
NETHERLANDS*	2,652	734	1,893	17
NORWAY*	204	34	122	33
PORTUGAL*	1,648	68	1,159	408
SPAIN*	9,402	20	5,265	3,941
SWEDEN	19	1	6	2
SWITZERLAND	30	6	2	0

1/ Includes four civic action teams of approximately 13 persons each (1 in Palau and 3 in the Federated States of Micronesia).

TABLE P309A

DEPARTMENT OF DEFENSE  
ACTIVE DUTY MILITARY PERSONNEL STRENGTHS BY REGIONAL AREA AND BY COUNTRY

REGIONAL AREA/COUNTRY	SEPTEMBER 30, 1983			
	TOTAL	ARMY	AIR FORCE	NAVY MARINE CORPS
TURKEY*	5,316	1,220	3,981	97
UNITED KINGDOM*	27,985	214	25,211	2,230
AFLOAT	17,740	0	0	17,236
TOTAL-WESTERN & SOUTHERN EUROPE	342,300	223,124	86,198	31,272
(*EUROPEAN NATO)	(324,438)	(223,100)	(86,184)	(14,031)
(*EUROPEAN NATO PERMANENTLY ASSIGNED)	(312,158)	(211,938)	(85,102)	(13,895)
<b>(2) EAST ASIA AND PACIFIC</b>				
AUSTRALIA	728	9	268	444
BURMA	9	3	2	0
CHINA	21	5	4	2
FIJI	1	0	0	1
HONG KONG	40	10	5	15
INDONESIA	48	12	11	13
JAPAN (INCLUDING OKINAWA)	48,711	2,489	14,409	7,288
MALAYSIA	17	4	3	10
NEW ZEALAND	69	2	10	51
PHILIPPINES	14,850	41	9,102	5,078
REPUBLIC OF KOREA	38,705	27,304	10,707	638
SINGAPORE	28	5	4	12
THAILAND	122	65	35	10
AFLOAT	33,666	0	0	31,133
TOTAL-EAST ASIA & PACIFIC	137,015	29,949	34,560	44,685
<b>(3) AFRICA, NEAR EAST AND SOUTH ASIA</b>				
AFGHANISTAN	6	0	0	0
ALGERIA	6	1	0	0
BAHRAIN	98	2	1	95
BANGLADESH	7	2	0	0
BRITISH INDIAN OCEAN TERRITORY (INCLUDES DIEGO GARCIA)	1,631	0	12	1,619
CAMEROON	8	2	0	0
CONGO	7	1	0	1
EGYPT	1,324	1,180	86	32
ETHIOPIA	14	0	0	0
GABON	5	0	0	0
GHANA	11	3	0	0
INDIA	30	3	5	5
ISRAEL	80	25	19	10
IVORY COAST	10	3	0	0
JORDAN	25	10	7	0

TABLE P309A

DEPARTMENT OF DEFENSE  
ACTIVE DUTY MILITARY PERSONNEL STRENGTHS BY REGIONAL AREA AND BY COUNTRY

SEPTEMBER 30, 1983

REGIONAL AREA/COUNTRY	TOTAL	ARMY	AIR FORCE	NAVY	MARINE CORPS
KENYA	34	12	11	2	9
KUWAIT	28	19	1	1	7
LEBANON	173	155	0	1	17
LIBERIA	24	10	2	4	8
MADAGASCAR	7	0	0	2	5
MALAWI	2	2	0	0	0
MALI	6	0	0	0	6
MAURITIUS	6	0	0	0	6
MOROCCO	52	22	11	3	16
NEPAL	9	2	0	0	7
NIGER	5	0	0	0	5
NIGERIA	18	3	3	0	12
OMAN	18	5	4	1	8
PAKISTAN	34	7	7	2	18
ST. HELENA (INCLUDES ASCENSION ISLAND)	12	0	12	0	0
SAUDI ARABIA	635	243	317	62	13
SENEGAL	11	0	0	2	9
SEYCHELLES	20	16	4	0	0
SOMALIA	33	26	1	2	4
SOUTH AFRICA	20	2	4	2	12
SRI LANKA	9	0	0	3	6
SUDAN	22	9	4	0	9
SYRIA	11	3	0	0	8
TANZANIA, UNITED REPUBLIC OF	17	0	0	0	7
TUNISIA	25	11	3	1	10
UNITED ARAB EMIRATES	2	0	2	0	0
UPPER VOLTA	6	0	0	0	6
YEMEN (SANAA)	14	6	4	0	4
ZAIRE	22	8	5	0	9
ZAMBIA	6	0	0	0	6
ZIMBABWE	7	2	0	0	5
AFLOAT	8,942	0	0	7,030	1,912
TOTAL--AFRICA, NEAR EAST & SOUTH ASIA	13,482	1,795	525	8,880	2,282
(4) WESTERN HEMISPHERE					
ANTIGUA	111	0	1	110	0
ARGENTINA	21	4	7	2	8
BAHAMAS, THE	31	0	1	24	6
BARBADOS	10	3	0	1	6
BELIZE	4	3	0	1	0

TABLE P309A

DEPARTMENT OF DEFENSE  
ACTIVE DUTY MILITARY PERSONNEL STRENGTHS BY REGIONAL AREA AND BY COUNTRY

SEPTEMBER 30, 1983

REGIONAL AREA/COUNTRY	TOTAL	ARMY	AIR FORCE	NAVY	MARINE CORPS
BERMUDA	1,890	0	0	1,804	86
BOLIVIA	12	3	3	0	6
BRAZIL	52	13	7	6	26
CANADA	702	17	249	425	11
CHILE	16	3	2	1	10
COLOMBIA	28	9	3	4	12
COSTA RICA	24	15	0	0	9
CUBA (GUANTANAMO)	2,365	0	0	1,901	464
DOMINICAN REPUBLIC	18	4	2	3	9
ECUADOR	16	3	6	2	5
EL SALVADOR	108	86	5	0	17
GUATEMALA	21	6	1	0	14
GUYANA	5	0	0	0	5
HAITI	13	3	1	0	9
HONDURAS	2,623	2,592	17	2	12
JAMAICA	13	1	0	2	10
MEXICO	32	11	7	2	12
NETHERLANDS ANTILLES	0	0	0	0	0
NICARAGUA	12	2	0	0	10
PANAMA	9,208	6,628	2,043	394	143
PARAGUAY	10	3	1	1	5
PERU	27	4	7	8	8
SURINAME	3	3	0	0	0
TURKS AND CAICOS ISLANDS	1	0	1	0	0
URUGUAY	14	4	2	2	6
VENEZUELA	38	11	13	5	9
AFLOAT	8,711	0	0	7,926	785
TOTAL-WESTERN HEMISPHERE	26,139	9,431	2,379	12,626	1,703
(5) ANTARCTICA	66	0	0	66	0
(6) EASTERN EUROPE					
BULGARIA	9	2	2	0	5
CZECHOSLOVAKIA	10	1	3	0	6
GERMAN DEMOCRATIC REPUBLIC	51	45	0	0	6
HUNGARY	11	3	1	0	7
POLAND	16	3	1	0	12
ROMANIA	13	3	0	0	10
UNION OF SOVIET SOCIALIST REPUBLICS	54	8	7	5	34
YUGOSLAVIA	20	3	4	1	12
TOTAL-EASTERN EUROPE	184	68	18	6	92

TABLE P308A

DEPARTMENT OF DEFENSE  
ACTIVE DUTY MILITARY PERSONNEL STRENGTHS BY REGIONAL AREA AND BY COUNTRY

SEPTEMBER 30, 1983

REGIONAL AREA/COUNTRY	TOTAL	ARMY	AIR FORCE	NAVY	MARINE CORPS
(7) UNDISTRIBUTED	131	53	15	63	0
TOTAL FOREIGN COUNTRIES	519,517	264,420	123,695	97,798	33,604
ASHORE	450,258	264,420	123,695	34,273	27,870
AFLOAT	69,259	0	0	63,525	5,734
TOTAL WORLDWIDE	2,123,349	779,643	592,044	557,573	194,089
ASHORE	1,888,959	779,643	592,044	328,917	188,355
AFLOAT	234,390	0	0	228,656	5,734

NOTE: ASHORE INCLUDES TEMPORARILY SHORE-BASED.



G L O S S A R Y   O F   T E R M S

Active Duty: Full-time duty in the active service of a uniformed service, including duty on the active list, full-time training duty, annual training duty, and attendance while in the active service, at a school designated as a service school by law or by the Secretary concerned.

Armed Forces of the United States: Includes the Army, Navy, Air Force, Marine Corps, and Coast Guard, and all components thereof.

Career Regular: Individual serving on active duty in the regular component for a second or subsequent term of service or on an extended tour for which a reenlistment bonus was paid. An individual serving on an initial term of service in the regular component of a Service with at least 24 months of prior active duty with another Service will be considered a career regular.

Civil Functions: Functions primarily associated with the Civil Works program of the Army Corps of Engineers. This program encompasses planning, programming, designing, constructing, and operating Federal water resource projects for navigation, flood control, hydroelectric power, water supply, recreation, and related activities. Civil Functions also includes cemeterial workers (Army) and several conservation management employees (Air Force).

Continental United States: Unless otherwise qualified, means the 48 contiguous States and the District of Columbia.

Early Separations for Reenlistment: Separations prior to expiration of term of service for purpose of immediate reenlistment, as provided under service regulations.

Enlisted Member. A person enlisted, enrolled, or conscripted into the military service.

Enlistment. (1) A voluntary entrance into military service under enlisted status, as distinguished from induction through Selective Service.

(2) A period of time, contractual or prescribed by law, which enlisted members serve between enrollment and discharge.

First Term Regular: Individual serving on an initial term of service in the regular component of a Service, including those with prior active service in a nonregular component of the same Service (e.g., as a reservist or inductee). An individual serving on an initial term of service in the regular component of a Service who has less than 24 months of prior active duty with another Service will also be considered a first term regular.

Officer: A commissioned or warrant officer.

Reenlistment: Entry into active duty in the regular component of individuals with prior military service, either as regulars or as inductees of the same Service, either immediately or within 90 days after separation from a prior tour of active duty.

Reserve Components: The Army National Guard of the United States, Army Reserve, Naval Reserve, Marine Corps Reserve, Air National Guard of the United States, Air Force Reserve, and Coast Guard Reserve.

Separations, Eligible to Reenlist: Separations of individuals who, under current Service policies, are eligible (or available) for reenlistment in the regular components.

Service Academy Cadet or Midshipman: A person in training at one of the service academies to become a commissioned officer.

Warrant Officer: A person who holds a commission or warrant in a warrant officer grade.

**ND**