

AD-A149 167

A STUDY OF ISSUES RELATED TO ACCESSION AND RETENTION OF

ENLISTED PERSONNEL (U) THOMPSON (J WALTER) CO

WASHINGTON DC NOV 77 DMDC/MRB-TR-77/2-VOL-3


1/4


UNCLASSIFIED

M00027-73-A-0013

F/G 5/9

NL





MICROCOPY RESOLUTION TEST CHART
NATIONAL BUREAU OF STANDARDS-1963-A

PHOTOGRAPH THIS SHEET



LEVEL



INVENTORY

AD-A149 167

DTIC ACCESSION NUMBER

Rpt. No. DMDC/MRB/TR-77/2-Vol. 3
Contract M00027-73-A-0013

Nov.'77

DOCUMENT IDENTIFICATION

DISTRIBUTION STATEMENT A

Approved for public release
Distribution Unlimited

DISTRIBUTION STATEMENT

ACCESSION FOR

NTIS GRA&I

DTIC TAB

UNANNOUNCED

JUSTIFICATION

BY

DISTRIBUTION /

AVAILABILITY CODES

DIST

AVAIL AND/OR SPECIAL

A/1

DISTRIBUTION STAMP



DTIC ELECTED
S JAN 7 1985 D
D

DATE ACCESSIONED

DATE RETURNED

85 01 07 003

DATE RECEIVED IN DTIC

REGISTERED OR CERTIFIED NO.

PHOTOGRAPH THIS SHEET AND RETURN TO DTIC-DDAC

AD-A149 167

A STUDY OF ISSUES RELATED TO
ACCESSION AND RETENTION OF
ENLISTED PERSONNEL IN THE
RESERVE COMPONENTS

*Spring
1971*

Volume III

ASSOCIATES FOR RESEARCH IN BEHAVIOR, INC.
PHILADELPHIA, PENNSYLVANIA

ASSOCIATES FOR RESEARCH IN BEHAVIOR, INC.

*the science center 34th & market streets
philadelphia, pennsylvania 19104
(215) 387-5300*

A STUDY OF ISSUES RELATED TO
ACCESSION AND RETENTION OF
ENLISTED PERSONNEL IN THE
RESERVE COMPONENTS

*Spring
1977*

Volume III

November, 1977

Prepared for:

J. Walter Thompson Company
on behalf of the

Office of Assistant Secretary of Defense
(Manpower, Reserve Affairs and Logistics)
The Pentagon
Washington, D.C.

Contract Number:
M00027-73-A-0013

DISTRIBUTION STATEMENT A

**Approved for public release;
Distribution Unlimited**

REPORT DOCUMENTATION PAGE

1a REPORT SECURITY CLASSIFICATION Unclassified		1b RESTRICTIVE MARKINGS	
2a SECURITY CLASSIFICATION AUTHORITY		3 DISTRIBUTION / AVAILABILITY OF REPORT Approved for public release; distribution is unlimited.	
2b DECLASSIFICATION / DOWNGRADING SCHEDULE		5 MONITORING ORGANIZATION REPORT NUMBER(S) DMDC/MRB/TR-77/2 - VOL 3	
4 PERFORMING ORGANIZATION REPORT NUMBER(S)		5 MONITORING ORGANIZATION REPORT NUMBER(S) DMDC/MRB/TR-77/2 - VOL 3	
6a NAME OF PERFORMING ORGANIZATION Associates for Research in Behavior, Inc.	6b OFFICE SYMBOL (If applicable)	7a. NAME OF MONITORING ORGANIZATION Defense Manpower Data Center (DMDC)	
6c ADDRESS (City, State, and ZIP Code) The Science Center 34th & Market Sts. Philadelphia, Pennsylvania 19104		7b ADDRESS (City, State, and ZIP Code) 1600 Wilson Blvd., Suite 400 Arlington, Virginia 22209	
8a NAME OF FUNDING / SPONSORING ORGANIZATION Office of Secretary of Defense	8b OFFICE SYMBOL (If applicable) OSD/MIL/MPFM/AF	9. PROCUREMENT INSTRUMENT IDENTIFICATION NUMBER M00027-73-A-0013	
8c ADDRESS (City, State, and ZIP Code) Pentagon, 2B269 Washington, D.C. 20301		10 SOURCE OF FUNDING NUMBERS	
		PROGRAM ELEMENT NO	PROJECT NO
		TASK NO	WORK UNIT ACCESSION NO
11 TITLE (Include Security Classification) Reserve Component Attitude Study 1977			
12 PERSONAL AUTHOR(S)			
13a TYPE OF REPORT Technical Report	13b TIME COVERED FROM _____ TO _____	14 DATE OF REPORT (Year, Month, Day) November 1977	15 PAGE COUNT 264
16 SUPPLEMENTARY NOTATION			
COSATI CODES		18 SUBJECT TERMS (Continue on reverse if necessary and identify by block number)	
FIELD	GROUP	SUB-GROUP	Military/Manpower/Reserve Force/Recruiting Market/ Research/Non-prior service/Prior Service/Male
05	09		
17 ABSTRACT (Continue on reverse if necessary and identify by block number) The Reserve Component Attitude Study (RCAS) is an annual series from 1978 to 1982 surveying the propensity of men and women to enlist in the Selected Reserve Forces (Guard/Reserve). The study is conducted through a random digit dialing telephone survey of the NPS respondents. The veterans sample was selected from listings provided by the Department of Defense. In 1983 RCAS underwent a reconfiguration and was renamed Veterans Attitude Tracking Study (VATS). The purpose of RCAS is to discover issues relevant to enhancing the number and quality of those enlisting in National Guard and Reserve Forces. Data was collected to determine individuals' reasons for wanting to enlist in the Guard/Reserve from samples of Prior service (PS) men and women and Non-prior (NPS) service men and women. Individuals sampled were divided into categories of those with a negative propensity to enlist and those with a positive propensity to enlist.			
20 DISTRIBUTION / AVAILABILITY OF ABSTRACT <input checked="" type="checkbox"/> UNCLASSIFIED/UNLIMITED <input type="checkbox"/> SAME AS RPT <input type="checkbox"/> DTIC USERS		21 ABSTRACT SECURITY CLASSIFICATION Unclassified	
21a NAME OF RESPONSIBLE INDIVIDUAL Lisa Squadrini		22b TELEPHONE (Include Area Code) (703) 696-5850	22c OFFICE SYMBOL DMDC

Unclassified

Volume III of RCAS 1977 contains responses to each question of the administered survey broken out by initial enlistment/extension of enlistment propensity, copies of the questionnaires used with each of the four major samples and a Table to Questionnaire Conversion Key.

Unclassified

SECURITY CLASSIFICATION OF THIS PAGE

INTRODUCTION

This is Volume III of a report titled A Survey of Issues Related to Accession and Retention of Enlisted Personnel in the Reserve Components.

Volume I contains the major findings, the conclusions, and the recommendations.

Volume II contains the methodological appendices and the supplementary and supporting analyses.

Volume IV contains the responses to each question cross-tabulated by each of the four major samples -- Non-Prior Service (Sample A), Veterans (Sample B), Army National Guard (Sample C), Other Reserve Components (Sample D). It also includes the responses to each question cross-tabulated by each of the five Guard and Reserve components constituting the Other Reserve Components sample -- Air National Guard, Army Reserve, Navy Reserve, Marine Corps Reserve, Air Force Reserve.

This volume, Volume III, contains three sections:

- Section A: Propensity x Sample Tables
- Section B: Questionnaires
- Section C: Table to Questionnaire Conversion Key

Each section is described separately in the following paragraphs.

Section A: Propensity x Sample Tables

This section includes the responses to each question broken out by positive and negative propensity groups for each of the four major samples. The positive propensity group (POS PROP) includes any respondent who indicated that he would "definitely", "probably" or "might" enlist or extend his enlistment in response to the initial propensity question. The negative propensity group (NEG PROP) includes any respondent who replied that he would "probably" or "definitely" not enlist or extend his enlistment in response to the initial propensity question.

The initial propensity question varied somewhat for the Potential Enlistees and the Current Reservists. For the Current Reservists, it was a single question asking willingness to extend enlistment in the Guard or Reserve. For the Potential Enlistees, the initial measure of propensity was a series of six questions which asked propensity to enlist in each of the six Guard and Reserve components. The response which indicated the highest propensity to enlist was used as the initial propensity measure.

The "Sample N" given in each table is the number of respondents in the specified sample from whom reliable data were collected for that question. The "National N" refers to the population of each sample as of June 1976. Since not all questions were asked of all samples, some tables contain information from less than four samples.

Only percentages are shown in the tables in this volume. The conversion to sample frequencies for Samples A, B, and C can be made by multiplying the percentages by the "Sample N." Sample frequencies for Sample D cannot be computed by multiplying the percentages in the table by the "Sample N" because Sample D includes the responses of five subsamples which were weighted differentially to obtain a representative Sample D.

Where appropriate, means, variances, and standard deviations are given in the tables.

Section B: Questionnaires

Four questionnaires are included -- one for each of the four major samples. While there were separate questionnaires for each of the subsamples of Sample D, they were substantially the same except for changes in wording when asking about the Guard or the Reserve. The Army Reserve version of the Sample D questionnaire is contained in this section.

The Screener questionnaires which were utilized to determine a potential respondent's eligibility for each sample are also included. The demographic information collected in the Screener became part of each qualified respondent's interview.

Section C: Table to Questionnaire Conversion Key

The Table to Questionnaire Conversion Key was designed to help the reader identify the source of the data presented in each table. All questions were not asked of each sample and the same questions appeared in different positions in the four questionnaires. The Key provides the table number, table title, and the exact number of the question in the respective questionnaires. Data obtained in the Screeners are prefixed by "S."

SECTION A
PROPENSITY X SAMPLE TABLES

LISTING OF TABLES

Table

- 1 Number of Years in Military by Propensity
- 2 Date of Entering Military Service by Propensity
- 3 Date of Entering Guard/Reserve by Propensity
- 4 Year Released from Military by Propensity
- 5 Branch of Military Served in by Propensity
- 6 Start of Active Duty for Those Who Served in a Regular Component by Propensity
- 7 Mode of Entering Service -- Enlisting Vs. Being Drafted by Propensity
- 8 Grade at Time Veterans Left Service by Propensity
- 9 Veterans' Satisfaction with Time in Service by Propensity
- 10 Veterans' AFSC in Air Force by Propensity
- 10A Veterans' MOS in Army by Propensity
- 10B Veterans' MOS in Marines by Propensity
- 10C Veterans' Specialty Rating in Navy by Propensity
- 11 Veterans' Attainment of Desired MOS/AFSC/Specialty Rating by Propensity
- 12 Veterans' Satisfaction with MOS/AFSC/Specialty Rating by Propensity
- 13 Age of Non-Prior Service Respondents by Propensity
- 13A Age of Veterans by Propensity
- 13B Age of Guard/Reserve Members by Propensity
- 14 Education of Respondent by Propensity
- 15 Incidence of Currently Attending School by Propensity
- 16 Plans to Attend School by Those Not Currently Attending by Propensity
- 17 Type of School Currently Attending by Propensity
- 18 Type of School Planned to Attend by Propensity
- 19 Plans to Complete High School by Current High School Students by Propensity
- 20 Plans to Complete High School by Those Planning to Attend High School by Propensity
- 21 Type of Degree Sought by Current College Students by Propensity
- 22 Type of Degree Sought by Those Planning to Attend College by Propensity
- 23 Employment Status by Propensity
- 24 Occupation of Employed Respondents by Propensity
- 25 Type of Employer by Propensity
- 26 Length of Employment at Current Job by Propensity

Table

27	Employer's Pay/Vacation Policy About Time Off for Summer Training Camp by Propensity
28	Incidence of Employment as Civilian Technician for Guard or Reserve for Those Employed by Federal or State Government by Propensity
29	Plans for Time if Not in Guard or Reserve by Propensity
30	Marital Status by Propensity
31	Residential Status of Single Men by Propensity
32	Dating Status of Non-Married Men by Propensity
33	Race by Propensity
34	Socio-Economic Status of Respondent by Propensity
35	State of Residence by Propensity
36	Number of Men in Household Between 17½ and 26 by Propensity
37	Father's Military Experience by Propensity
38	Father's Occupation by Propensity
39	Education of Father by Propensity
40	Socio-Economic Status of Father by Propensity
41	Likelihood of Extending Enlistment in Guard or Reserve by Propensity
42	Length of Extension of Men who Definitely, Probably or Might Extend by Propensity
43	Total Number of Years Expected to Spend in Guard or Reserve of Men who Would Definitely, Probably or Might Extend Enlistment by Propensity
44	Likelihood of Enlisting in Army National Guard by Propensity
45	Likelihood of Enlisting in Air National Guard by Propensity
46	Likelihood of Enlisting in Army Reserve by Propensity
47	Likelihood of Enlisting in Air Force Reserve by Propensity
48	Likelihood of Enlisting in Coast Guard Reserve by Propensity
49	Likelihood of Enlisting in Marine Corps Reserve by Propensity
50	Likelihood of Enlisting in Navy Reserve by Propensity
51	Likelihood of Enlisting/Extending Enlistment in Guard/Reserves if No Financial Educational Assistance Were Offered by Propensity
52	Likelihood of Enlistment/Extending Enlistment in Guard/Reserve if 25% of the Cost of Education Were Offered by Propensity
53	Likelihood of Enlisting/Extending Enlistment in Guard/Reserve if 50% of the Cost of Education Were Offered by Propensity
54	Likelihood of Enlisting/Extending Enlistment in Guard/Reserve if 75% of the Cost of Education Were Offered by Propensity
55	Likelihood of Enlisting/Extending Enlistment in Guard/Reserve if 100% of the Cost of Education Were Offered by Propensity

Table

- 56 Likelihood of Using Educational Assistance if 100% of the Cost of Education Were Offered of Those Who Say They Definitely, Probably or Might Enlist by Propensity
- 57 Likelihood of Enlisting/Extending Enlistment in Guard/Reserve if There Were No Enlistment/Extension Bonus Offered by Propensity
- 58 Likelihood of Enlisting/Extending Enlistment in Guard/Reserve if a \$250 Bonus Were Offered for a Six-Year Enlistment/Extension by Propensity
- 59 Likelihood of Enlisting/Extending Enlistment in Guard/Reserve if a \$500 Bonus Were Offered for a Six-Year Enlistment/Extension by Propensity
- 60 Likelihood of Enlisting/Extending Enlistment in Guard/Reserve if a \$1100 Bonus Were Offered for a Six-Year Enlistment/Extension by Propensity
- 61 Likelihood of Enlisting/Extending Enlistment in Guard/Reserve if a \$2200 Bonus Were Offered for a Six-Year Enlistment/Extension by Propensity
- 62 Likelihood of Enlisting in Guard/Reserve if Minimum Term of Enlistment Were Six Years by Propensity
- 63 Likelihood of Enlisting in Guard/Reserve if Minimum Term of Enlistment Were Four Years by Propensity
- 64 Likelihood of Enlisting in Guard/Reserve if Minimum Term of Enlistment Were Two Years by Propensity
- 65 Likelihood of Enlisting in Guard/Reserve if Minimum Term of Enlistment Were One Year by Propensity
- 66 Likelihood of Enlisting/Extending Enlistment if The Pay Were the Same as it is Now by Propensity
- 67 Likelihood of Enlisting/Extending Enlistment if the Pay Were Increased 10% by Propensity
- 68 Likelihood of Enlisting/Extending Enlistment if the Pay Were Increased 20% by Propensity
- 69 Likelihood of Enlisting/Extending Enlistment if the Pay Were Increased 50% by Propensity
- 70 Intention to Enlist/Extend Enlistment: Terminal Question by Propensity
- 71 Most Important Reason for Enlisting/Extending Enlistment in Considering Whether to Enlist/Extend Enlistment by Propensity
- 72 Most Important Reason for Enlisting/Extending Enlistment in Considering Whether to Enlist/Extend Enlistment by Propensity (Continued)
- 73 Likelihood of Enlisting in Guard or Reserve if the Draft Were Reinstated by Propensity
- 74 Likelihood of Enlisting/Extending Enlistment in Guard or Reserve if There Were a Possibility of War by Propensity
- 75 Likelihood of Enlisting/Extending Enlistment in Guard or Reserve if There Were an Actual War by Propensity
- 76 Incidence of Talking with Recruiter/Career Counselor About Enlisting/Extending Enlistment by Propensity

Table

- 77 Incidence of Talking with Someone Other Than Counselor/Recruiter About Enlisting/Extending Enlistment by Propensity
- 78 Person Other Than Counselor/Recruiter Talked with About Enlisting/Extending Enlistment by Propensity
- 79 Degree of Encouragement About Enlisting/Extending Enlistment Given by Friend in Guard/Reserve by Propensity
- 80 Degree of Encouragement About Enlisting/Extending Enlistment Given by Someone Else in Guard/Reserve by Propensity
- 81 Degree of Encouragement About Enlisting/Extending Enlistment Given by Parents by Propensity
- 82 Degree of Encouragement About Enlisting/Extending Enlistment Given by Wife/Girlfriend by Propensity
- 83 Degree of Encouragement About Enlisting/Extending Enlistment Given by Employer by Propensity
- 84 Use of Preadressed Coupon for Information About Guard/Reserve by Propensity
- 85 Incidence of Applying to Join Guard/Reserve if Expressed Interest by Talking to Recruiter, Someone Else, or Sending Coupon by Propensity
- 86 Taking of Physical or Written Tests for Guard/Reserve by Those Who Applied to Join by Propensity
- 87 Results of Physical for Guard/Reserve Among Applicants Who Took Tests by Propensity
- 88 Results of Written Tests for Guard/Reserve Among Applicants Who Took Tests
- 89 Reasons for Not Joining Guard/Reserve After Taking Tests by Propensity
- 90 Estimated Length of Enlistment for Guard/Reserve by Propensity
- 91 Belief That Period of Active Duty is Required by Propensity
- 92 Estimated Length of Active Duty Requirement for Those Who Believe that a Period of Active Duty is Required by Propensity
- 93 Estimated Number of Weekends of Training Required Per Year by Propensity
- 94 Perception of Requirement for Annual Summer Camp by Propensity
- 95 Estimated Length of Summer Camp for Those Who Said Summer Camp is Required by Propensity
- 96 Current Grade in Guard/Reserve by Propensity
- 97 MOS in Army Guard by Propensity
- 97A AFSC in Air National Guard by Propensity
- 97B MOS in Army Reserve by Propensity
- 97C Specialty Rating in Navy Reserve by Propensity
- 97D MOS in Marine Reserve by Propensity
- 97E AFSC in Air Force Reserve by Propensity

Table

98	Current Receipt of Aviation or Hazardous Duty Pay by Propensity
99	Belief About Availability of Financial Assistance for Education from Guard by Propensity
100	Belief About Availability of Financial Assistance for Education from Reserve by Propensity
101	Use of Financial Educational Assistance from Guard by Those Believing it Available by Propensity
102	Percent or Amount of Educational Expenses Believed to be Paid by Guard for Those Believing it to be Available by Propensity
103	Number of Years of Service Believed to be Needed for Retirement Benefits by Propensity
104	Estimate of Completeness of Explanation of Guard/Reserve Benefits of Propensity
105	Length of Extension of Enlistment Believed to be Required by Propensity
106	Belief About Bonus Being Offered for Enlisting/Extending Enlistment in Guard (Asked Only of Non-Prior Service, Veteran and Army Guard Respondents) by Propensity
107	Belief About Cash Bonus Being Offered for Enlisting/Extending Enlistment in Reserve (Not Asked of Army Guard Respondents) by Propensity
108	Believed Starting Pay in Guard/Reserve by Propensity
109	Estimated Pay Lost from Regular Job as Result of Attending Drills and Summer Camp for Guard/Reserve by Propensity
110	Estimated Annual Expenses Incurred by Attending Guard/Reserve Drills and Summer Camp by Propensity
111	Aware of Presence or Absence of Training Center in Area by Non-Members by Propensity
112	Travel Time to Training Center for Non-Prior Service and Veterans Aware of Training Center in their Area and all Guard/Reserve Members by Propensity
113	Types of Schools for which Financial Assistance Believed to be Offered by Army National Guard by Propensity
114	Importance of Work that is Challenging by Propensity
115	Importance of Participation in Activities that are Exciting and Adventurous by Propensity
116	Importance of Making Good Money by Propensity
117	Importance of Being Able to Make my Own Decisions on the Job by Propensity
118	Importance of Obedience by Propensity
119	Importance of a Warm Happy Family Life by Propensity
120	Importance of Being Patient and Working a Long Time to Get What I Want by Propensity
121	Importance of Developing my Potential by Propensity
122	Importance of Job Security -- A Steady Job by Propensity

Table

- 123 Importance of Working for a Better Society by Propensity
- 124 Importance of Learning as Much as I Can by Propensity
- 125 Importance of Recognition and Status by Propensity
- 126 Importance of a Comfortable Life Without a Lot of Problems by Propensity
- 127 Importance of a Country Protected from Attack by Propensity
- 128 Likelihood of Achieving Recognition and Status in Guard/Reserves Vs. Other Part-Time Job/Activity by Propensity
- 129 Likelihood of Achieving Work that is Challenging in Guard/Reserve Vs. Other Part-Time Job/Activity by Propensity
- 130 Likelihood of Participating in Activities that are Exciting and Adventurous in Guard/Reserve Vs. Other Part-Time Job/Activity by Propensity
- 131 Likelihood of Making Good Money in Guard/Reserve Vs. Other Part-Time Job/Activity by Propensity
- 132 Likelihood of Being Able to Make my Own Decisions on the Job in Guard/Reserves Vs. Other Part-Time Job/Activity by Propensity
- 133 Likelihood of Achieving a Warm Happy Family Life in Guard/Reserve Vs. Other Part-Time Job/Activity by Propensity
- 134 Likelihood of Obedience in Guard/Reserve Vs. Other Part-Time Job/Activity by Propensity
- 135 Likelihood of Being Patient and Working a Long Time to Get What I Want in Guard/Reserve Vs. Other Part-Time Job/Activity by Propensity
- 136 Likelihood of Achieving Job Security -- A Steady Job in Guard/Reserve Vs. Other Part-Time Job/Activity by Propensity
- 137 Likelihood of Working For a Better Society in Guard/Reserve Vs. Other Part-Time Job/Activity by Propensity
- 138 Likelihood of Developing my Potential in Guard/Reserve Vs. Other Part-Time Job/Activity by Propensity
- 139 Likelihood of Achieving a Comfortable Life Without a Lot of Problems in Guard/Reserve Vs. Other Part-Time Job/Activity by Propensity
- 140 Likelihood of Achieving a Country Protected From Attack in Guard/Reserve Vs. Other Part-Time Job/Activity by Propensity
- 141 Likelihood of Learning as Much as I Can in Guard/Reserves Vs. Other Part-Time Job/Activity by Propensity
- 142 Importance of Training to Prepare for a Civilian Job as Reason for Wanting to be in Guard/Reserve by Propensity
- 143 Importance of Opportunity to Earn Extra Income as Reason for Being in Guard/Reserve by Propensity
- 144 Importance of Opportunity to Serve Country as Reason for Being in Guard/Reserves by Propensity
- 145 Importance of Opportunity to Make Good Friends as Reason for Being in Guard/Reserves by Propensity

Table

- 146 Importance of Opportunity to Use Hobbies or Interests as Reason for Being in Guard/Reserve by Propensity
- 147 Importance of Opportunity to Serve Community as Reason for Being in Guard/Reserves by Propensity
- 148 Importance of Being a Member of a Team as Reason for Being in Guard/Reserves by Propensity
- 149 Importance of Developing my Potential as Reason for Being in Guard/Reserve by Propensity
- 150 Importance of Good Benefits as Reason for Being in Guard/Reserve by Propensity
- 151 Importance of Chance to Maintain Grade as Reason for Being in Guard/Reserves by Propensity
- 152 Importance of Chance to Maintain MOS as Reason for Being in Guard/Reserves by Propensity
- 153 Achievability of Doing Work that is Challenging in the Guard/Reserve Vs. Other Part-Time Job/Activity by Propensity
- 154 Achievability of Being a Member of a Team in the Guard/Reserves Vs. Other Part-Time Job/Activity by Propensity
- 155 Achievability of Learning as Much as I Can in the Guard/Reserves Vs. Other Part-Time Job/Activity by Propensity
- 156 Achievability of Making Good Money in the Guard/Reserves Vs. Other Part-Time Job/Activity by Propensity
- 157 Achievability of Serving Country in the Guard/Reserves Vs. Other Part-Time Job/Activity by Propensity
- 158 Achievability of Making Good Friends in the Guard/Reserves Vs. Other Part-Time Job/Activity by Propensity
- 159 Achievability of Serving Community in the Guard/Reserves Vs. Other Part-Time Job/Activity by Propensity
- 160 Achievability of Good Benefits in the Guard/Reserves Vs. Other Part-Time Job/Activity by Propensity
- 161 Achievability of Developing My Potential in the Guard/Reserves Vs. Other Part-Time Job/Activity by Propensity
- 162 Achievability of Having a Chance to Use Hobbies or Interests in the Guard/Reserves Vs. Other Part-Time Job/Activity by Propensity
- 163 Achievability of Gaining Recognition and Status in the Guard/Reserves Vs. Other Part-Time Job/Activity by Propensity
- 164 Achievability of Working For a Better Society in the Guard/Reserves Vs. Other Part-Time Job/Activity by Propensity
- 165 Likelihood of Achieving Life's Goals in the Guard/Reserves Vs. Other Part-Time Job/Activity by Propensity
- 166 Likelihood of Living a Productive Life in the Guard/Reserves Vs. Other Part-Time Job/Activity by Propensity

Table

- 167 Likelihood of a System of Promotions That Would Be Fair in the Guard/Reserves by Propensity
- 168 Likelihood That Being in the Guard/Reserves Would Take Too Much Time Away from Family by Propensity
- 169 Likelihood of Being Called to Active Duty in Case of War or Emergency Occurring in the Guard/Reserve by Propensity
- 170 Likelihood of Good Opportunities for Promotions Occurring in the Guard/Reserves by Propensity
- 171 Likelihood of Having Military Supervisors Hassle or Harass You in the Guard/Reserves by Propensity
- 172 Likelihood of Having Hair Cut Short in the Guard/Reserve by Propensity
- 173 Likelihood of Attending Drills that are a Waste of Time in the Guard/Reserves by Propensity
- 174 Likelihood of Having Problems with Job Because of National Guard or Reserves Obligations by Propensity
- 175 Likelihood that Drills in the Guard/Reserves Would Prepare for Mobilization for Emergencies Such as Floods, Etc. by Propensity
- 176 Likelihood of Instructors Being Well Qualified to Teach Their Subjects Occurring in the Guard/Reserves by Propensity
- 177 Likelihood of Having Modern, Up-To-Date Training Equipment in the Guard/Reserves by Propensity
- 178 Likelihood that Drills in the Guard/Reserves Would Prepare You to be Combat Ready by Propensity
- 179 Likelihood that Classes Would be Cancelled or Scheduled at the Last Minute Without Much Planning in the Guard/Reserves by Propensity
- 180 Likelihood of Being Well Informed by the Guard/Reserve About General Guard/Reserve Information by Propensity
- 181 Likelihood that Summer Training Camp in the Guard/Reserves Would Prepare You to be Combat Ready by Propensity
- 182 Likelihood that Being in the Guard/Reserves Would Take Too Much Time Away from Personal and Social Activities by Propensity
- 183 Most Important Event Selected as Occurring if Respondent Enlisted/Extended in the Guard or Reserve by Propensity
- 184 Second Most Important Event Selected as Occurring if Respondent Enlisted/Extended Enlistment in the Guard or Reserve by Propensity
- 185 Satisfaction with Guard/Reserve by Propensity
- 186 Agreement with "The Reserves are Highly Respected in my Community" by Propensity
- 187 Agreement with "I Like the Idea of Belonging to a Group Such as Volunteer Firemen or Civil Defense Which Help People When They Have Trouble" by Propensity
- 188 Agreement with "I am/would be Proud to be a Member of the Guard/Reserves" by Propensity

Table

- 189 Agreement with "In my Spare Time, I Prefer Doing Things with Others Rather Than Being by Myself" by Propensity
- 190 Agreement with "I've Always Liked the Idea of Wearing a Uniform" by Propensity
- 191 Agreement with "I Like to Belong to Organizations or Groups Which Help Me Find More Interesting Things To Do Than Being on my Own" by Propensity
- 192 Agreement with "The National Guard is Highly Respected in my Community" by Propensity
- 193 Agreement with "Our Country is Too Militaristic" by Propensity
- 194 Agreement with "Belonging to the Guard/Reserves Would Give/Gives Me a Chance to Get Away from my Everyday Life for a While" by Propensity
- 195 Agreement with "I Would Like to Get Out of the Guard/Reserves Right Now" by Propensity
- 196 Agreement with "I Like to Become Involved in Projects in my Community" by Propensity
- 197 Agreement with "The Guard/Reserves is a Place to Meet Good Buddies and Make Lasting Friendships" by Propensity
- 198 Agreement with "The Guard/Reserves Offers an Opportunity to Become Involved in Projects in my Community" by Propensity

TABLE 1. NUMBER OF YEARS IN MILITARY BY PROPENSITY
 (IN PERCENT) WEIGHED TO NATIONAL TOTALS)

	VETERANS	
	SAMPLE N	IPOS PROP NEG PROP
	223	757
NATIONAL N	55991	190068
2 YEARS	27.7	29.8
3 YEARS	42.9	41.2
4 YEARS	27.3	26.3
5 YEARS	1.8	2.4

*** ASSOCIATES FOR RESEARCH IN BEHAVIOR, INC. ***

TABLE 2. DATE OF ENTERING MILITARY SERVICE BY PROPENSITY
(IN PERCENT; WEIGHTED TO NATIONAL TOTALS)

SAMPLE N	DATE	VETERANS	
		POS PROP	NFG PROP
223	757		
55991	190068		
	MAY-DECEMBER 1971	29.0	33.8
	JANUARY-DECEMBER 1972	47.8	50.8
	JANUARY-DECEMBER 1973	18.8	12.4
	JANUARY-DECEMBER 1974	3.1	2.5
	JANUARY-APRIL 1975	0.9	0.1

*** ASSOCIATES FOR RESEARCH IN BEHAVIOR, INC. ***

TABLE 3. DATE OF ENTERING GUARD/RESERVE BY PROPENSITY
(IN PERCENT: WEIGHTED TO NATIONAL TOTALS)

SAMPLE N	ARMY GUARD		TOTAL SAMPLE D
	PROPIPOS	PROPINEG	
834	1101	817	1112
NATIONAL N	128134	169155	141557
MAY-DECEMBER 1971	40.5	53.9	35.1
JANUARY-DECEMBER 1972	51.9	43.6	42.8
JANUARY-DECEMBER 1973	7.3	2.5	7.8
JANUARY 1974 OR LATER	0.2	0.0	14.3
			11.9

*** ASSOCIATES FOR RESEARCH IN BEHAVIOR, INC. ***

TABLE 4. YEAR RELEASED FROM MILITARY BY PROPENSITY
(IN PERCENT; WEIGHTED TO NATIONAL TOTALS)

SAMPLE N	VETERANS	
	IPOS PROP	NEG PROP
223	757	
NATIONAL N	55991	190068
1973	3.6	9.9
1974	12.5	12.8
1975	45.1	43.8
1976	35.8	31.1
1977	2.7	2.1

*** ASSOCIATES FOR RESEARCH IN BEHAVIOR, INC. ***

TABLE 5. BRANCH OF MILITARY SERVED IN BY PROPENSITY
(IN PERCENT: WEIGHTED TO NATIONAL TOTALS)

SAMPLE N	VETERANS	
	IPOS	PROPINEG PROPI
223	757	
NATIONAL N	55991	190068
AIR FORCE	19.2	24.0
ARMY	44.2	46.3
MARINES	13.0	8.7
NAVY	23.2	20.7

*** ASSOCIATES FOR RESEARCH IN BEHAVIOR, INC. ***

TABLE 6. START OF ACTIVE DUTY FOR THOSE WHO SERVED IN A
 REGULAR COMPONENT BY PROPENSITY
 (IN PERCENT; WEIGHTED TO NATIONAL TOTALS)

SAMPLE N	ARMY GUARD		TOTAL SAMPLE D	
	POS PROP	NEG PROP	POS PROP	NEG PROP
3	0	123	97	
NATIONAL N	460	0	21511	16806
MAY-DECEMBER 1971	0.0	0.0	23.5	22.5
1972	33.4	0.0	68.3	63.9
JANUARY-MAY 1973	66.8	0.0	8.0	13.6

*** ASSOCIATES FOR RESEARCH IN BEHAVIOR, INC. ***

TABLE 7. MODE OF ENTERING SERVICE -- ENLISTING VS. BEING DRAFTED BY PROPENSITY
 (IN PERCENT; WEIGHTED TO NATIONAL TOTALS)

	VETERANS	
	POS PROP	NEG PROP
SAMPLE N	223	757
NATIONAL N	55991	190068
ENLISTED	91.0	86.0
DRAFTED	20.0	14.0
REFUSED	0.0	0.0

TABLE P. GRADE AT TIME VETERANS LEFT SERVICE BY PROPENSITY
(IN PERCENT; WEIGHTED TO NATIONAL TOTALS)

VETERANS		NATIONAL TOTALS	
SAMPLE N	POS PROPENFG PROP	SAMPLE N	POS PROPENFG PROP
223	757	55991	190068
E-1	0.4	0.9	
E-2	0.9	1.2	
E-3	8.9	7.0	
E-4	63.0	67.9	
E-5	25.9	21.6	
E-6	0.0	0.0	
E-7	0.0	0.0	
E-8	0.0	0.0	
E-9	0.0	0.0	
REFUSED	0.4	1.1	

TABLE 9. VETERANS' SATISFACTION WITH TIME IN SERVICE BY PROPENSITY
(IN PERCENT; WEIGHTED TO NATIONAL TOTALS)

	VETERANS	
	IPOS	PROP/NEG PROP
SAMPLE N	223	757
NATIONAL N	55991	190068
VERY SATISFIED	34.4	18.6
SOMEWHAT SATISFIED	45.1	37.5
NEITHER	5.8	10.7
SOMEWHAT DISSATISFIED	9.4	18.3
VERY DISSATISFIED	4.9	14.5
DON'T KNOW	0.0	0.0
REFUSED	0.0	0.1
MEAN ^{a)}	2.05	2.72
VARIANCE	1.22	1.81
STD. DEV.	1.11	1.35

a) 1 = VERY SATISFIED; 5 = VERY DISSATISFIED

TABLE 10 VETERANS' AFSC IN AIR FORCE BY PROPENSITY
(NOT WEIGHTED)

AFSC	POS PROP		NEG PROP		AFSC	POS PROP		NEG PROP		AFSC	POS PROP		NEG PROP	
	FREQ	PCT	FREQ	PCT		FREQ	PCT	FREQ	PCT		FREQ	PCT	FREQ	PCT
0115	0	0.0	1	0.5	0362	0	0.0	1	0.5	0622	0	0.0	3	1.6
0125	0	0.0	1	0.5	0363	1	2.3	2	1.1	0645	1	2.3	4	2.4
0127	1	2.3	0	0.0	0421	0	0.0	4	2.2	0677	1	2.3	4	0.5
0203	0	0.0	5	2.7	0422	1	2.3	0	0.0	0671	1	2.3	7	3.8
0207	0	0.0	1	0.5	0423	2	4.7	0	0.0	0701	0	0.0	1	0.5
0208	0	0.0	1	0.5	0424	0	0.0	0	0.0	0702	2	4.7	9	4.9
0233	0	0.0	1	0.5	0431	3	7.0	13	7.1	0713	0	0.0	1	0.5
0252	0	0.0	2	1.1	0432	1	2.3	2	1.1	0732	0	0.0	3	1.6
0270	0	0.0	1	0.5	0443	1	2.3	0	0.0	0733	0	0.0	1	0.5
0271	1	2.3	0	0.0	0461	0	0.0	3	1.6	0741	0	0.0	1	0.5
0272	1	2.3	0	0.0	0462	0	0.0	7	3.8	0791	0	0.0	1	0.5
0276	0	0.0	2	1.1	0463	0	0.0	5	2.7	0803	0	0.0	1	0.5
0291	1	2.3	4	2.2	0472	1	2.3	0	0.0	0811	3	7.0	8	4.4
0293	0	0.0	2	1.1	0473	0	0.0	3	1.6	0812	3	7.0	5	2.7
0297	1	2.3	0	0.0	0503	0	0.0	1	0.5	0902	1	2.3	3	1.6
0302	0	0.0	2	1.1	0511	0	0.0	1	0.5	0904	0	0.0	1	0.5
0303	2	4.7	2	1.1	0531	0	0.0	2	1.1	0906	0	0.0	1	0.5
0304	1	2.3	13	7.1	0533	0	0.0	1	0.5	0913	0	0.0	1	0.5
0305	0	0.0	1	0.5	0534	2	4.7	1	0.5	0914	0	0.0	1	0.5
0306	0	0.0	2	1.1	0535	0	0.0	1	0.5	0915	1	2.3	0	0.0
0307	0	0.0	1	0.5	0550	0	0.0	1	0.5	0922	0	0.0	2	1.1
0316	1	2.3	2	1.1	0552	1	2.3	4	2.2	0981	0	0.0	2	1.1
0322	0	0.0	2	1.1	0571	1	2.3	1	0.5	0985	0	0.0	1	0.5
0324	0	0.0	2	1.1	0573	0	0.0	1	0.5	Communications	0	0.0	1	0.5
0325	0	0.0	2	1.1	0602	3	7.0	1	0.5	Don't Know	0	0.0	3	1.6
0328	1	2.3	6	3.3	0603	2	4.7	3	1.6	Refused	0	0.0	1	0.5
0361	1	2.3	1	0.5	0605	0	0.0	3	1.6					

TABLE 10A.. VETERANS' MOS IN ARMY BY PROMINENCY

(NOT WEIGHTED)

MOS	POS PROP FREQ	NEG PROP FREQ	MOS	POS PROP FREQ	NEG PROP FREQ	MOS	POS PROP FREQ	NEG PROP FREQ	MOS	POS PROP FREQ	NEG PROP FREQ
001B	0	0.0	016R	2	2.0	061B	0	0.0	061B	0	0.0
001C	1	1.0	017K	0	0.0	061L	1	1.0	061L	1	1.0
001D	0	0.0	024C	1	1.0	062A	0	0.0	062A	0	0.0
001E	0	0.0	024D	0	0.0	062B	0	0.0	062B	0	0.0
001H	0	0.0	024Q	0	0.0	062F	1	1.0	062F	1	1.0
001L	0	0.0	024B	0	0.0	062G	0	0.0	062G	0	0.0
001L	0	0.0	026L	0	0.0	062J	1	1.0	062J	1	1.0
002B	0	0.0	026N	0	0.0	062L	0	0.0	062L	0	0.0
002K	0	0.0	026V	1	1.0	062M	1	1.0	062M	1	1.0
003C	0	0.0	027E	0	0.0	063B	3	3.0	063B	3	3.0
005B	0	0.0	027F	0	0.0	063C	2	2.0	063C	2	2.0
005C	0	0.0	027H	0	0.0	063F	0	0.0	063F	0	0.0
005E	0	0.0	031B	0	0.0	063G	0	0.0	063G	0	0.0
005F	1	1.0	031M	1	1.0	063H	1	1.0	063H	1	1.0
005H	0	0.0	032D	0	0.0	063S	1	1.0	063S	1	1.0
005K	0	0.0	032F	0	0.0	063V	0	0.0	063V	0	0.0
010S	0	0.0	032H	0	0.0	064C	3	3.0	064C	3	3.0
011B	5	5.1	034G	0	0.0	065J	0	0.0	065J	0	0.0
011C	1	1.0	035B	0	0.0	067N	0	0.0	067N	0	0.0
011D	0	0.0	035F	1	1.0	067V	1	1.0	067V	1	1.0
011E	2	2.0	035K	0	0.0	067Y	1	1.0	067Y	1	1.0
011G	0	0.0	035M	0	0.0	070T	0	0.0	070T	0	0.0
011H	1	1.0	036C	0	0.0	071A	0	0.0	071A	0	0.0
011M	0	0.0	036G	1	1.0	071B	2	2.0	071B	2	2.0
011P	1	1.0	036K	2	2.0	071D	0	0.0	071D	0	0.0
012B	0	0.0	043K	1	1.0	071G	1	1.0	071G	1	1.0
012C	0	0.0	044A	0	0.0	071H	0	0.0	071H	0	0.0
012D	0	0.0	044B	0	0.0	071L	0	0.0	071L	0	0.0
012E	1	1.0	044C	0	0.0	071M	0	0.0	071M	0	0.0
012F	0	0.0	044E	0	0.0	071Q	1	1.0	071Q	1	1.0
013A	1	1.0	045M	1	1.0	071R	0	0.0	071R	0	0.0
013B	2	2.0	045N	1	1.0	071T	0	0.0	071T	0	0.0
013E	0	0.0	045P	0	0.0	072E	0	0.0	072E	0	0.0
013F	1	1.0	051D	0	0.0	072F	4	4.0	072F	4	4.0
015B	0	0.0	051H	1	1.0	073C	1	1.0	073C	1	1.0
015D	0	0.0	051L	1	1.0	073D	0	0.0	073D	0	0.0
015E	0	0.0	051M	0	0.0	074B	0	0.0	074B	0	0.0
016B	0	0.0	051R	1	1.0	074C	0	0.0	074C	0	0.0
016C	0	0.0	052A	0	0.0	074D	0	0.0	074D	0	0.0
016D	0	0.0	052B	1	1.0	074E	0	0.0	074E	0	0.0
016E	1	1.0	052D	0	0.0	075B	0	0.0	075B	0	0.0
016P	1	1.0	055G	0	0.0		3	3.0		8	2.3

Don't know
Refused

TABLE 10B. VETERANS' MOS IN MARINES BY PROPENSITY
(NOT WEIGHTED)

MOS	POS. PROP. FREQ PCT	NEG. PROP. FREQ PCT	MOS	POS. PROP. FREQ PCT	NEG. PROP. FREQ PCT	MOS	POS. PROP. FREQ PCT	NEG. PROP. FREQ PCT	MOS	POS. PROP. FREQ PCT	NEG. PROP. FREQ PCT
0121	1 3.4	0 0.0	1371	2 6.9	0 0.0	3516	1 3.4	0 0.0	3516	1 3.4	1 1.5
0131	1 3.4	3 4.5	1381	1 3.4	0 0.0	3531	1 3.4	0 0.0	3531	1 3.4	2 3.0
0151	2 6.9	5 7.6	1391	0 0.0	1 1.5	3551	0 0.0	1 1.5	3551	1 1.5	1 1.5
0161	0 0.0	1 1.5	1833	1 3.4	3 4.5	4014	1 3.4	0 0.0	4014	1 3.4	0 0.0
0171	0 0.0	1 1.5	2111	0 0.0	1 1.5	4034	0 0.0	1 1.5	4034	1 1.5	1 1.5
0311	4 13.8	7 10.6	2311	1 3.4	0 0.0	4100	1 3.4	0 0.0	4100	0 0.0	0 0.0
0331	1 3.4	0 0.0	2511	0 0.0	1 1.5	4312	0 0.0	1 1.5	4312	1 1.5	1 1.5
0341	0 0.0	1 1.5	2531	0 0.0	3 4.5	5831	0 0.0	1 1.5	5831	1 1.5	1 1.5
0432	0 0.0	1 1.5	2532	0 0.0	1 1.5	6014	0 0.0	1 1.5	6014	1 1.5	1 1.5
0844	0 0.0	1 1.5	2621	0 0.0	1 1.5	6042	0 0.0	2 3.0	6042	2 3.0	2 3.0
0849	0 0.0	1 1.5	2631	0 0.0	1 1.5	6062	0 0.0	1 1.5	6062	1 1.5	1 1.5
1051	0 0.0	1 1.5	3041	0 0.0	1 1.5	6076	1 3.4	1 1.5	6076	1 3.4	1 1.5
1103	1 3.4	0 0.0	3042	1 3.4	0 0.0	6541	0 0.0	1 1.5	6541	1 1.5	1 1.5
1135	0 0.0	1 1.5	3051	0 0.0	2 3.0	6616	1 3.4	0 0.0	6616	1 3.4	0 0.0
1141	1 3.4	1 1.5	3081	0 0.0	1 1.5	6752	0 0.0	1 1.5	6752	1 1.5	1 1.5
1142	1 3.4	0 0.0	3311	1 3.4	0 0.0	6753	1 3.4	0 0.0	6753	1 3.4	0 0.0
1316	0 0.0	1 1.5	3371	0 0.0	3 4.5	6821	1 3.4	0 0.0	6821	1 3.4	0 0.0
1341	0 0.0	1 1.5	3421	0 0.0	2 3.0	7041	0 0.0	1 1.5	7041	0 0.0	1 1.5
1345	1 3.4	1 1.5	3513	0 0.0	1 1.5	7322	0 0.0	1 1.5	7322	0 0.0	1 1.5
						Don't know	1 3.4		Don't know	1 3.4	

TABLE 10C. VETERANS' SPECIALTY RATING IN NAVY BY PROPENSITY
(NOT WEIGHTED)

SR	POS PROP FREQ	PCT	NEG PROP FREQ	PCT	SR	POS PROP FREQ	PCT	NEG PROP FREQ	PCT	SR	POS PROP FREQ	PCT	NEG PROP FREQ	PCT
CABF	2	3.8	0	0.0	OOBM	2	3.8	4	2.5	OOBM	0	0.0	1	0.6
PAIH	1	1.9	5	3.2	OOBT	2	3.8	12	7.6	OOBN	1	1.9	5	3.2
PADU	2	3.8	1	0.6	OOBU	2	3.8	1	0.6	OOBR	0	0.0	3	1.9
PAIR	1	1.9	0	0.0	OOBU	1	1.9	0	0.0	OOBM	1	1.9	2	1.3
PANF	2	3.8	0	0.0	OOCT	1	1.9	1	0.6	OOBM	1	1.9	7	4.5
PAMI	0	0.0	2	1.3	OODM	0	0.0	1	0.6	OOBH	0	0.0	1	0.6
PAMS	0	0.0	2	1.3	OODP	1	1.9	5	3.2	OOBK	0	0.0	7	4.5
OCTO	0	0.0	1	0.6	OODT	0	0.0	1	0.6	OOBM	0	0.0	2	1.3
OCTR	1	1.9	0	0.0	OOEH	1	1.9	1	0.6	OOBN	0	0.0	2	1.3
OCTT	0	0.0	1	0.6	OOEM	1	1.9	1	0.6	OOBN	0	0.0	1	0.6
OFTM	0	0.0	1	0.6	OOEN	2	3.8	4	2.5	OOBN	1	1.9	4	2.5
OCMG	0	0.0	2	1.3	OOET	0	0.0	1	0.6	OOBS	0	0.0	4	2.5
ONTD	0	0.0	1	0.6	OOFO	0	0.0	1	0.6	OOBM	1	1.9	0	0.0
OSTG	1	1.9	0	0.0	OOFT	1	1.9	1	0.6	1304	0	0.0	1	0.6
OSTO	0	0.0	1	0.6	OOGM	0	0.0	2	1.3	5800	1	1.9	0	0.6
OOAA	1	1.9	0	0.0	OOIG	1	1.9	0	0.0	6001	1	1.9	0	0.0
OOAC	1	1.9	1	0.6	OOIM	2	3.8	8	5.1	6602	1	1.9	0	0.0
OOAD	0	0.0	1	0.6	OOHT	1	1.9	6	3.8	Communications	0	0.0	2	1.3
OOAE	0	0.0	1	0.6	OOIC	0	0.0	5	3.2	Mechanics	0	0.0	1	0.6
OOAG	0	0.0	1	0.6	OOIL	0	0.0	1	0.6	8400	0	0.0	1	0.6
OOAM	1	1.9	1	0.6	OOIN	3	5.8	6	3.8	8404	1	1.9	1	0.6
OOAO	0	0.0	4	2.5	OOIR	0	0.0	2	1.3	8456	0	0.0	1	0.6
OOAQ	0	0.0	1	0.6	OOIS	1	1.9	2	1.3	8482	1	1.9	1	0.6
OOAX	1	1.9	0	0.0	OOIC	0	0.0	2	1.3	8483	1	1.9	1	0.6
OOAZ	1	1.9	1	0.6	OOIH	0	0.0	1	0.6	9585	1	1.9	0	0.0
										Don't know	4	7.7	12	7.6

TABLE 11. VETERANS' ATTAINMENT OF DESIRED MOS/AFSC/SPECIALTY RATING BY PROPENSITY (IN PERCENT; WEIGHTED TO NATIONAL TOTALS)

	VETERANS	
	SAMPLE N	IPOS PROPENEG PRCP
	223	757
NATIONAL N	55991	190068
GOT DESIRED MOS/AFSC/ SPECIALTY RATING	57.7	55.3
DID NOT GET DESIRED MOS/ AFSC/SPECIALTY RATING	41.6	40.5
HAD NO PREFERENCE	0.4	3.0
UNDETERMINED	0.0	0.8

*** ASSOCIATES FOR RESEARCH IN BEHAVIOR, INC. ***

TABLE 12. VETERANS' SATISFACTION WITH MOS/AFSC/SPECIALTY RATING BY PROPENSITY (IN PERCENT; WEIGHTED TO NATIONAL TOTALS)

		VETERANS	
		IPOS PROP	NEG PROP
SAMPLE N	223	757	
NATIONAL N	55991	190058	
VERY SATISFIED	40.2	35.8	
SOMEWHAT SATISFIED	38.0	31.6	
NEITHER	4.5	6.6	
SOMEWHAT DISSATISFIED	10.3	13.0	
VERY DISSATISFIED	6.7	12.1	
DON'T KNOW	0.0	0.5	
REFUSED	0.0	0.0	
MEAN ^{a)}	2.05	2.33	
VARIANCE	1.46	1.94	
STD. DEV.	1.21	1.39	

a) 1 = VERY SATISFIED; 5 = VERY DISSATISFIED

TABLE 13. AGE OF NON PRIOR SERVICE RESPONDENTS BY PROPENSITY
 (IN PERCENT: ADJUSTED TO NATIONAL TOTALS)

SAMPLE N	NON PRIOR SERVICE	
	POS PROP	NEG PROP
17 1/2	20.3	6.6
18	19.4	13.9
19	16.7	11.6
20	13.0	11.8
21	6.2	13.3
22	7.1	9.9
23	5.4	11.8
24	4.5	7.2
25	4.9	8.2
26	2.5	5.8
REFUSED	0.0	0.0

TABLE 13A. AGE OF VETERANS BY PROPENSITY
(IN PERCENT: WEIGHTED TO NATIONAL TOTALS)

	VETERANS	
	SAMPLE N	NATIONAL N
	223	757
	55991	190068
UNDER 20	0.0	1.0
20-24	76.2	63.8
25-29	22.9	35.5
30-34	0.0	0.5
35-39	0.0	0.0
40 AND OVER	0.4	0.0
REFUSED	0.4	0.0

*** ASSOCIATES FOR RESEARCH IN BEHAVIOR, INC. ***

TABLE 13B. AGE OF GUARD/RESERVE MEMBERS BY PROPENSITY
(IN PERCENT; WEIGHTED TO NATIONAL TOTALS)

SAMPLE N	ARMY GUARD		TOTAL SAMPLE D	
	PROPN	NEG	PROPN	NEG
834	1101	317	1112	
NATIONAL N	128134	169155	141557	192670
21-24	54.6	44.2	51.1	49.1
25-29	43.5	54.4	47.9	50.2
30-34	1.7	1.4	0.9	0.6
35-40	0.0	0.0	0.1	0.0
REFUSED	0.2	0.1	0.0	0.0

*** ASSOCIATES FOR RESEARCH IN BEHAVIOR, INC. ***

TABLE 14. COMPOSITION OF RESPONDENT BY PROPENSITY
 (IN PERCENTS WEIGHTED TO NATIONAL TOTALS)

SAMPLE N	NOW PRIOR SERVICE		VETERANS		ARMY GUARD		TOTAL SAMPLE D	
	PROPOS	PROPI	PROPOS	PROPI	PROPOS	PROPI	PROPOS	PROPI
	6.0	12.4	22.5	7.7	8.4	11.1	8.17	11.12
NATIONAL N	55991	190068	128134	169155	141557	192670		
LESS THAN H.S. GRAD	30.0	15.8	6.3	2.5	8.4	5.1	4.3	3.3
HIGH SCHOOL GRAD	42.5	45.0	45.1	40.2	43.6	34.8	29.0	29.5
VOCATIONAL SCHOOL	2.5	3.5	4.0	4.7	6.1	4.5	3.7	4.3
SOME COLLEGE	25.2	39.4	39.3	42.4	24.3	25.5	38.8	33.6
COLLEGE GRADUATE	0.0	0.0	4.0	7.4	14.3	23.9	18.6	23.1
POST GRADUATE	0.0	0.0	0.9	2.5	3.0	6.1	5.7	6.0
REFUSED	0.0	0.0	0.0	0.0	0.2	0.1	0.0	0.1

*** ASSOCIATES FOR RESEARCH IN BEHAVIOR, INC. ***

TABLE 15. INCIDENCE OF CURRENTLY ATTENDING SCHOOL BY PROPENSITY
 (PERCENTAGE WEIGHTED TO NATIONAL TOTALS)

SAMPLE N	NON PRIOR SERVICE				ARMY GUARD				TOTAL SAMPLE D			
	POS PROP	NEG PROP	POS PROP	NEG PROP	POS PROP	NEG PROP	POS PROP	NEG PROP	POS PROP	NEG PROP	POS PROP	NEG PROP
	690	1214	223	757	834	1101	817	1112				
NATIONAL N	55491	190068	124134	169155	141557	192670						
ATTEND SCHOOL	30.1	37.3	42.9	38.2	11.0	11.6	26.5	23.2				
DO NOT ATTEND SCHOOL	69.9	62.7	56.8	61.5	89.0	88.4	73.5	76.7				
REFUSED	0.0	0.0	0.0	0.0	0.0	0.0	0.0	0.0				

... ASSOCIATES FOR RESEARCH IN BEHAVIOR, INC. ...

TABLE 16. PLANS TO ATTEND SCHOOL BY THOSE NOT CURRENTLY ATTENDING BY PROPENSITY (IN PERCENT; ADJUSTED TO NATIONAL TOTALS)

SAMPLE N	NOV PRIOR SERVICE				ARMY GUARD				TOTAL SAMPLE D
	420	222	127	467	742	973	198	856	
NATIONAL N	31887	117255	113999	149490	103612	148314			
PLAN TO ATTEND SCHOOL	48.3	36.0	65.6	47.6	30.3	24.2	46.2	34.5	
DO NOT PLAN TO ATTEND	51.0	63.4	33.7	50.8	68.5	75.3	52.4	64.5	
DON'T KNOW	0.7	0.6	2.4	1.3	1.2	0.5	1.4	1.0	
REFUSED	0.0	0.0	0.0	0.0	0.0	0.0	0.0	0.0	

... ASSOCIATES FOR RESEARCH IN BEHAVIOR, INC. ...

TABLE 17. TYPE OF SCHOOL CURRENTLY ATTENDING BY PROPENSITY
(IN PERCENT: ADJUSTED TO NATIONAL TOTALS)

SAMPLE N	NON-PRIOR SERVICE		VETERANS		ARMY GUARD		TOTAL SAMPLE D	
	PROPIPOS	PROPIPOS	PROPIPOS	PROPIPOS	PROPIPOS	PROPIPOS	PROPIPOS	PROPIPOS
270	392	96	290	92	121	219	256	
NATIONAL N	24103	72813	14134	19665	37945	44355		
HIGH SCHOOL	46.7	19.4	2.1	0.0	6.5	0.8	0.0	0.3
VOCATIONAL SCHOOL	7.0	7.9	19.6	14.1	15.6	20.5	19.6	
JR. COLLEGE	13.3	14.3	39.4	33.3	22.8	20.3	22.3	23.3
COLLEGE	32.6	58.4	38.4	46.7	54.4	62.5	56.8	56.7
REFUSED	0.4	0.0	0.0	0.0	2.2	0.4	0.4	0.0

*** ASSOCIATES FOR RESEARCH IN BEHAVIOR, INC. ***

TABLE 1P. TYPE OF SCHOOL PLANNED TO ATTEND BY PROPENSITY
(IN PERCENT; WEIGHTED TO NATIONAL TOTALS)

SAMPLE N	NON PRIOR SERVICE		VETTRANS		ARMY GUARD		TOTAL SAMPLE D	
	POSPROP	NEGPROP	POSPROP	NEGPROP	POSPROP	NEGPROP	POS PROP	NEG PROP
203	296	81	223	225	235	285	266	
NATIONAL N	20337	55991	34568	36104	49380	46088		
HIGH SCHOOL	9.4	4.4	0.0	1.3	1.8	2.6	0.7	0.6
VOCATIONAL SCHOOL	35.0	30.1	33.2	26.4	32.9	21.3	24.2	20.9
JR. COLLEGE	23.2	20.9	29.5	30.8	27.1	22.6	25.7	27.1
COLLEGE	31.0	41.9	35.7	39.3	35.6	52.3	47.5	50.1
DON'T KNOW	1.5	2.7	1.2	1.8	2.7	1.3	1.6	1.3
REFUSED	0.0	0.0	0.0	0.0	0.0	0.0	0.2	0.0

... ASSOCIATES FOR RESEARCH IN BEHAVIOR, INC. ...

TABLE 10. PLANS TO COMPLETE HIGH SCHOOL BY CURRENT HIGH SCHOOL STUDENTS BY PROFICIENCY (IN PERCENT; WEIGHTED TO NATIONAL TOTALS)

SAMPLE N	NON PRIOR SERVICE		VETERANS		ARMY GUARD		TOTAL SAMPLE D	
	POS	NEG	POS	NEG	POS	NEG	POS	NEG
126	76	2	0	0	6	1	0	1
NATIONAL N	502	0	921	153	0	173		
PLAN TO COMPLETE	98.4	94.7	100.0	0.0	100.0	100.0	0.0	100.0
DO NOT PLAN TO COMPLETE	1.6	1.3	0.0	0.0	0.0	0.0	0.0	0.0
DO NOT KNOW	0.0	0.0	0.0	0.0	0.0	0.0	0.0	0.0
REFUSED	0.0	0.0	0.0	0.0	0.0	0.0	0.0	0.0

*** ASSOCIATES FOR RESEARCH IN BEHAVIOR, INC. ***

TABLE 20. PLANS TO COMPLETE HIGH SCHOOL BY THOSE PLANNING TO ATTEND HIGH SCHOOL BY PROPENSITY (IN PERCENTS; WEIGHTED TO NATIONAL TOTALS)

SAMPLE N	NON PRIOR SERVICE			VETERANS			ARMY GUARD			TOTAL SAMPLE D		
	POS	PROPNFG	PROPNEG	POS	PROPNFG	PROPNEG	POS	PROPNFG	PROPNEG	POS	PROPNFG	PROPNEG
19	13	0	3	4	6	4	6	6	4			
NATIONAL N	0	753	614	921	1039	693						
PLAN TO COMPLETE	100.0	100.0	0.0	100.0	100.0	100.0	83.4	100.0	100.0	100.0	100.0	100.0
DO NOT PLAN TO COMPLETE	0.0	0.0	0.0	0.0	0.0	0.0	16.7	0.0	0.0	0.0	0.0	0.0
DON'T KNOW	0.0	0.0	0.0	0.0	0.0	0.0	0.0	0.0	0.0	0.0	0.0	0.0
REFUSED	0.0	0.0	0.0	0.0	0.0	0.0	0.0	0.0	0.0	0.0	0.0	0.0

*** ASSOCIATES FOR RESEARCH IN BEHAVIOR, INC. ***

TABLE 21. TYPE OF DEGREE SOUGHT BY CURRENT COLLEGE STUDENTS BY PROPENSITY (IN PERCENT; WEIGHTED TO NATIONAL TOTALS)

SAMPLE N	NON PRIOR SERVICE				VETERANS				ARMY GUARD				TOTAL SAMPLE D			
	124	285	75	233	71	106	176	220	1831	58502	10908	16285		30494	38118	
ASSOCIATE	14.5	11.2	42.5	29.1	19.7	12.3	17.2	15.6	63.7	74.4	47.2	51.4	40.8	37.7	52.7	45.5
BACHELORS	10.5	6.7	6.6	9.8	25.4	34.0	22.6	25.7	1.6	2.5	7.0	3.4	2.8	4.7	2.8	4.8
MASTERS	2.4	2.8	1.3	3.4	4.2	6.6	2.8	4.9	0.0	0.4	0.0	0.0	4.2	2.8	1.6	2.3
DOCTORATE	6.5	2.1	0.0	2.1	2.8	0.9	0.0	1.2	0.0	0.0	0.0	0.0	0.0	0.9	0.0	0.0
PROFESSIONAL	0.0	0.0	0.0	0.0	0.0	0.0	0.0	0.0	0.0	0.0	0.0	0.0	0.0	0.0	0.0	0.0
NONE/JUST COURSES	0.0	0.0	0.0	0.0	0.0	0.0	0.0	0.0	0.0	0.0	0.0	0.0	0.0	0.0	0.0	0.0
DON'T KNOW	0.0	0.0	0.0	0.0	0.0	0.0	0.0	0.0	0.0	0.0	0.0	0.0	0.0	0.0	0.0	0.0
REFUSED	0.0	0.0	0.0	0.0	0.0	0.0	0.0	0.0	0.0	0.0	0.0	0.0	0.0	0.0	0.0	0.0

TABLE 22. TYPE OF DEGREE SOUGHT BY THOSE PLANNING TO ATTEND COLLEGE BY PROPENSITY (IN PERCENT; WEIGHTED TO NATIONAL TOTALS)

SAMPLE N	NON PRIOR SERVICE				ARMY GUARD				TOTAL SAMPLE D
	NON PRIOR SERVICE	VETERANS	ARMY GUARD	TOTAL SAMPLE D	NON PRIOR SERVICE	VETERANS	ARMY GUARD	TOTAL SAMPLE D	
110	146	53	157	141	176	192	196		
NATIONAL N	15307	39419	21662	27040	33266	33959			
ASSOCIATE	16.4	21.0	33.8	33.6	18.4	15.3	17.3	17.4	
BACHELORS	56.4	47.8	45.1	48.9	31.2	27.8	44.0	38.1	
MASTERS	3.6	9.7	3.8	8.3	27.0	39.6	18.0	21.4	
DOCTORATE	1.8	2.2	1.9	1.9	2.1	1.7	2.5	4.8	
PROFESSIONAL	3.6	5.9	1.9	1.3	4.3	4.0	4.5	4.8	
NO/H/JUST COURSES	3.6	4.8	1.9	0.0	5.7	6.3	6.0	7.3	
DO NOT KNOW	14.5	8.6	11.3	5.7	11.3	5.1	7.5	6.2	
REFUSED	0.0	0.0	0.0	0.0	0.0	0.0	0.3	0.0	

TABLE 23. EMPLOYMENT STATUS BY PROPENSITY
(IN PERCENT: WEIGHTED TO NATIONAL TOTALS)

	NON PRIOR SERVICE	VETERANS	ARMY GUARD	TOTAL SAMPLE D
SAMPLE N	640	223	834	1112
NATIONAL N	55991	190068	169155	192670
EMPLOYED FULL TIME	51.9	64.8	92.4	82.8
EMPLOYED PART TIME	21.2	10.7	1.6	4.7
EMPLOYED FULL & PART TIME	0.6	1.6	1.3	0.9
NOT EMPLOYED	26.4	15.5	4.7	11.3
REFUSED	0.0	0.1	0.0	0.0

*** ASSOCIATES FOR RESEARCH IN BEHAVIOR, INC. ***

TABLE 24. OCCUPATION OF EMPLOYED RESPONDENTS BY PROPENSITY
(IN PERCENT; WEIGHTED TO NATIONAL TOTALS)

SAMPLE N	NUN PRIOR SERVICE		VETERANS		ARMY GUARD		TOTAL SAMPLE	
	N	%	N	%	N	%	N	%
NATIONAL N	504	1025	173	617	795	1052	725	1031
	43437	154917	122142	161627	125617	178636		
PROFESSIONAL/TECHNICAL	5.9	5.9	5.8	13.2	15.1	18.5	21.0	21.8
MANAGERS/OFFICIALS	8.9	12.8	6.3	10.8	13.1	16.8	13.0	16.7
CLERICAL	7.3	9.2	7.5	10.2	5.2	7.2	7.5	7.7
SALES	5.7	5.7	5.2	7.1	4.7	7.4	6.9	6.6
CRAFTSMEN	17.7	22.4	25.9	26.7	31.8	22.0	21.3	21.1
OPERATIVES	16.1	17.9	21.3	14.1	17.9	14.5	13.9	11.8
FARMERS	3.5	3.7	0.0	1.8	4.5	6.5	1.7	1.4
SERVICE WORKERS	19.3	11.0	19.6	6.6	4.4	3.9	7.6	6.4
LABORERS	12.8	8.2	6.9	7.9	3.3	2.6	4.8	4.5
UNDETERMINED	3.7	3.3	1.2	1.3	0.1	0.6	2.3	1.9

TABLE 25. TYPE OF EMPLOYER BY PROPENSITY
(IN PERCENT; WEIGHTED TO NATIONAL TOTALS)

SAMPLE N	NON PRIOR SERVICE				VETERANS				ARMY GUARD				TOTAL SAMPLE D
	PROPR	PROPR	PROPR	PROPR	PROPR	PROPR	PROPR	PROPR	PROPR	PROPR	PROPR	PROPR	
508	1025	73	617	795	1052	725	1031						
NATIONAL N	43437	154917	122142	161627	125617	178636							
FEDERAL GOVERNMENT	2.0	2.4	12.1	6.1	7.8	2.3	9.6	5.5					
STATE GOVERNMENT	4.7	2.7	1.7	4.0	4.9	5.7	6.4	5.7					
LOCAL GOVERNMENT	3.3	4.1	8.1	4.4	7.4	8.0	7.2	6.7					
PRIVATE BUSINESS	81.7	81.9	71.4	78.0	68.9	70.2	69.0	71.7					
SOMEONE ELSE	2.0	1.3	1.7	1.5	1.4	1.6	1.0	1.0					
SELF EMPLOYED	6.3	7.6	4.6	5.3	9.6	12.1	6.7	9.1					
REFUSED	0.0	0.0	0.0	0.3	0.0	0.1	0.1	0.2					

*** ASSOCIATES FOR RESEARCH IN BEHAVIOR, INC. ***

TABLE 26. LENGTH OF EMPLOYMENT AT CURRENT JOB BY PROFICIENCY
(IN PERCENT; WEIGHTED TO NATIONAL TOTALS)

SAMPLE N	NON PRIOR SERVICE		VETERANS		ARMY GUARD		TOTAL SAMPLE D	
	508	1025	173	617	793	1047	725	1031
NATIONAL N	43437	154917	122142	161627	125617	178636		
LESS THAN 6 MONTHS	38.3	27.6	31.7	22.0	12.1	8.7	14.8	13.0
6 MONTHS TO 1 YEAR	14.4	14.0	31.7	24.2	10.2	7.9	12.6	14.0
1 TO 2 YEARS	15.8	18.3	24.8	28.2	12.1	13.1	18.6	17.4
2 TO 3 YEARS	12.6	13.5	6.4	8.6	14.9	12.6	12.6	12.3
3 TO 4 YEARS	7.1	9.5	1.7	5.7	16.9	14.5	11.2	12.9
4 TO 5 YEARS	4.0	7.8	0.6	1.1	11.5	15.8	11.5	11.9
5 TO 6 YEARS	2.4	3.1	0.6	1.5	10.1	12.4	8.8	7.5
6 YEARS OR MORE	5.3	6.2	1.7	4.4	12.2	15.0	9.8	11.1
REFUSED	0.4	0.0	0.0	0.3	0.3	0.5	0.2	0.2

TABLE 27. EMPLOYER'S PAY/VACATION POLICY ABOUT TIME OFF FOR SUMMER TRAINING CAMP BY PROPENSITY (IN PERCENT; WEIGHTED TO NATIONAL TOTALS)

SAMPLE N	ARMY GUARD		TOTAL SAMPLF 0	
	POS PROP	NEG PROP	POS PROP	NEG PROP
795	10.5	7.3	10.5	10.5
172102	16.2088	12.6827	18106	
VACATION TIME	13.6	17.4	15.0	13.4
TIME OFF-FULL PAY	19.9	18.1	20.1	17.5
TIME OFF-LESS GD/RES PAY	21.8	26.0	26.9	27.4
TIME OFF-WITHOUT PAY	42.9	36.3	35.5	39.0
TIME OFF-NOT DETERMINED	0.5	0.7	0.6	0.5
DON'T KNOW	0.9	1.1	1.7	1.9
REFUSED	0.3	0.4	0.2	0.3

*** ASSOCIATES FOR RESEARCH IN BEHAVIOR, INC. ***

TABLE 2P. INCIDENCE OF EMPLOYMENT AS CIVILIAN TECHNICIAN
 FOR GUARD OR RESERVE FOR THOSE EMPLOYED BY FEDERAL
 OR STATE GOVERNMENT BY PROPENSITY
 (IN PERCENT; WEIGHTED TO NATIONAL TOTALS)

SAMPLE N	ARMY GUARD		TOTAL SAMPLE G	
	POS	NEG	PROPI	NEG PROP
101	84	114	85	
15517	12905	19752	14727	
EMPLOYED AS CIVILIAN TECH	45.5	8.3	27.7	10.9
NOT EMP AS CIVILIAN TECH	50.5	85.7	71.8	86.4
DON'T KNOW	1.0	2.4	0.0	1.9
REFUSED	3.0	3.6	0.5	0.7

*** ASSOCIATES FOR RESEARCH IN BEHAVIOR, INC. ***

TABLE 29. PLANS FOR TIME IF NOT IN GUARD OR RESERVE BY PROPENSITY
(IN PERCENT; WEIGHTED TO NATIONAL TOTALS)

SAMPLE N	ARMY GUARD		TOTAL SAMPLE D	
	POS PROP	NEG PROP	POS PROP	NEG PROP
NATIONAL N	834	1101	817	1112
	128134	169155	141554	192670
WORK/PART TIME JOB	34.5	36.4	30.2	29.9
JOIN CLUB/ORGANIZATION	1.3	1.7	1.5	2.3
RELAX/REST/DO NOTHING	50.7	51.0	50.0	48.2
GO TO SCHOOL	1.8	1.9	5.1	5.2
SPEND TIME WITH FAMILY	3.6	5.9	3.6	6.6
WORK ON HOUSE	3.6	3.0	5.3	3.1
VOLUNTEER WORK	0.2	0.5	0.1	0.5
OTHER ACTIVITY	1.7	1.5	2.8	4.6
DON'T KNOW	7.3	3.9	4.7	4.4
REFUSED	0.0	0.1	0.2	0.4

TABLE 30. MARITAL STATUS BY PROPENSITY
(IN PERCENT; WEIGHTED TO NATIONAL TOTALS)

SAMPLE N	NON PRIOR SERVICE		VETTRANS		ARMY GUARD		TOTAL SAMPLE D
	PROPI	PROPI	PROPI	PROPI	PROPI	PROPI	
697	1214	223	757	834	1101	817	1112
NATIONAL N	55491	190068	128134	169155	141557	192670	
MARRIED	15.4	30.3	48.3	55.0	74.3	72.4	66.5
SINGLE	81.9	67.0	45.6	40.4	22.3	24.9	29.7
WIDOWED/DIVORCED/SEPARATE	2.8	2.6	5.8	4.1	3.4	2.7	3.8
REFUSED	0.0	0.1	0.0	0.1	0.0	0.0	0.0

... ASSOCIATES FOR RESEARCH IN BEHAVIOR, INC. ...

TABLE 31. RESIDENTIAL STATUS OF SINGLE MFG BY PROPENSITY
(IN PERCENT; ROUNDED TO NATIONAL TOTALS)

SAMPLE N	NON PRIOR SERVICE				VETERANS				ARMY GUARD				TOTAL SAMPLE D			
	565	413	102	307	146	274	260	324	25610	77082	24576	42096	45048	56137		
LIVE WITH PARENTS	83.5	77.2	52.8	55.5	72.6	57.3	61.3	55.7								
DO NOT LIVE WITH PARENTS	16.5	22.8	46.9	44.1	27.4	42.0	38.4	44.2								
REFUSED	0.0	0.0	0.0	0.0	0.0	0.7	0.2	0.0								

... ASSOCIATES FOR RESEARCH IN BEHAVIOR, INC. ...

TABLE 52. DATING STATUS OF NON-MARRIED MEN BY PROFESSIONALITY
(IN PERCENT; WEIGHTED TO NATIONAL TOTALS)

SAMPLE N	NON PRIOR SERVICE				TOTAL SAMPLE D			
	VETERANS	ARMY GUARD						
	580	845	115	338	291	368		
NATIONAL N	28874	84865	32879	46706	50420	63761		
HAVE GIRLFRIEND	521	515	49.6	47.9	49.5	52.3	54.4	50.7
DO NOT HAVE GIRLFRIEND	47.8	47.9	50.4	50.3	48.6	46.7	44.5	48.5
REFUSED	0.2	0.6	0.10	1.8	1.9	1.0	1.1	0.7

*** ASSOCIATES FOR RESEARCH IN BEHAVIOR, INC. ***

TABLE 33. RACE BY PROPENSITY
(IN PERCENT; WEIGHTED TO NATIONAL TOTALS)

SAMPLE N	NON PRIOR SERVICE			VETERANS			ARMY GUARD			TOTAL SAMPLE D
	PROPI	PROPI	PROPI	PROPI	PROPI	PROPI	PROPI	PROPI	PROPI	
690	1214	223	757	434	1101	817	1112			
NATIONAL N	55991	190068	128134	169155	141557	192670				
AMERICAN INDIAN	2.9	2.1	0.9	1.6	1.9	1.0	1.6	1.8		
BLACK	19.0	5.3	10.3	2.6	5.9	2.5	7.7	4.1		
ORIENTAL	0.7	0.5	0.4	0.3	0.2	0.4	0.7	0.3		
WHITE	76.1	91.1	87.1	93.9	90.8	95.4	88.9	92.9		
OTHER	0.3	0.3	0.9	0.5	0.7	0.5	0.8	0.7		
REFUSED	1.0	0.7	0.0	0.8	0.5	0.3	0.3	0.2		

... ASSOCIATES FOR RESEARCH IN BEHAVIOR, INC. ***

TABLE 34. SOCIO-ECONOMIC STATUS OF RESPONDENT BY PROPENSITY
(IN PERCENT; WEIGHTED TO NATIONAL TOTALS)

SAMPLE N	NON PRIOR SERVICE		VETERANS		ARMY GUARD		TOTAL SAMPLE D
	PROPOS	PROPIEG	PROPOS	PROPIEG	PROPOS	PROPIEG	
690	1214	223	757	834	1101	817	1112
NATIONAL N	55991	190048	128134	169155	141557	192670	
SOCIAL CLASS I	1.9	3.9	3.1	6.1	3.2	7.2	3.9
SOCIAL CLASS II	3.0	4.4	3.1	7.0	9.0	13.8	11.2
SOCIAL CLASS III	16.7	21.6	15.2	20.8	24.8	24.4	26.8
SOCIAL CLASS IV	41.9	46.5	56.6	49.1	53.2	42.2	42.4
SOCIAL CLASS V	22.8	15.4	11.2	8.7	6.5	5.6	10.9
UNDETERMINED	13.8	8.2	10.3	8.0	3.2	2.7	4.7

... ASSOCIATES FOR RESEARCH IN BEHAVIOR, INC. ...

TABLE 35. STATE OF RESIDENCE BY PROPENSITY
(IN PERCENT; WEIGHTED TO NATIONAL TOTALS)

SAMPLE N	NON PRIOR SERVICE		VETERANS		ARMY GUARD		TOTAL SAMPLE D	
	POS PROP	NEG PROP	POS PROP	NEG PROP	POS PROP	NEG PROP	POS PROP	NEG PROP
NATIONAL N	609	1714	55991	190068	128134	169155	141557	192670
CONNECTICUT	0.6	1.0	1.3	1.6	1.2	1.2	0.8	1.0
MAINE	0.4	0.6	0.0	0.1	0.8	0.6	0.6	0.5
MASSACHUSETTS	3.3	3.4	3.1	2.6	1.6	2.8	2.9	4.6
NEW HAMPSHIRE	0.6	0.4	0.0	0.4	0.7	0.8	0.5	0.3
RHODE ISLAND	0.3	0.4	0.0	0.5	0.6	0.3	0.3	0.9
VERMONT	0.4	0.1	0.0	0.5	1.1	0.3	0.6	0.2
NEW JERSEY	3.6	3.0	2.2	2.6	3.5	4.0	3.3	2.4
NEW YORK	4.5	4.3	7.2	6.7	2.2	4.1	5.7	6.1
PENNSYLVANIA	5.2	7.5	8.5	9.5	5.4	5.6	7.8	8.4
ILLINOIS	1.7	3.9	2.7	6.2	2.9	3.1	3.5	5.1
INDIANA	3.0	2.3	3.1	4.1	2.2	4.1	1.7	2.7
MICHIGAN	3.6	2.1	2.7	3.0	2.3	3.4	3.3	3.4
OHIO	5.2	5.8	2.2	5.5	4.2	5.6	4.2	6.0
WISCONSIN	1.9	4.0	4.5	2.4	3.8	2.3	2.6	2.7
IOWA	1.0	1.9	0.4	1.2	1.9	2.4	1.7	1.7
KANSAS	1.3	1.2	0.4	1.7	0.7	2.0	1.2	1.9
MINNESOTA	1.2	3.0	3.6	2.9	3.1	4.1	2.5	1.8
MISSOURI	2.8	3.0	3.1	1.3	3.4	2.4	3.3	2.1
NEBRASKA	1.2	0.7	1.3	1.3	1.7	0.6	0.7	1.0
NORTH DAKOTA	0.4	0.5	0.4	0.0	0.5	0.5	0.8	0.1
SOUTH DAKOTA	0.4	0.4	0.0	0.0	1.2	0.7	0.3	0.3
DELAWARE	0.4	0.4	0.9	0.8	0.0	0.8	0.3	0.1
WASHINGTON, DC	0.4	0.2	0.0	0.0	0.1	0.2	0.1	0.2
FLORIDA	2.6	2.0	0.9	0.8	2.5	1.2	1.9	2.0
GEORGIA	4.1	3.2	3.6	2.5	2.2	3.5	3.1	2.4
MARYLAND	2.6	2.1	3.1	2.2	1.8	2.0	2.4	3.1

TABLE 35. STATE OF RESIDENCE BY PROPENSITY (CONTINUED)
(IN PERCENT; WEIGHTED TO NATIONAL TOTALS)

	NON PRIOR SERVICE		VETERANS		ARMY GUARD		TOTAL SAMPLE D	
	POS PROP	NEG PROP	POS PROP	NEG PROP	POS PROP	NEG PROP	POS PROP	NEG PROP
NORTH CAROLINA	3.0	2.1	2.2	2.8	3.7	3.3	2.3	2.5
SOUTH CAROLINA	2.5	1.7	2.7	1.3	3.2	2.0	2.2	0.7
VIRGINIA	2.0	2.9	3.6	4.2	2.2	2.5	3.5	1.7
WEST VIRGINIA	0.7	1.2	1.3	1.2	0.8	0.7	1.3	0.8
ALABAMA	5.5	2.6	2.2	2.9	5.4	4.0	4.0	2.1
KENTUCKY	1.3	1.2	2.7	3.2	1.6	1.8	1.8	0.7
MISSISSIPPI	1.7	1.9	3.1	0.3	5.0	2.1	1.7	0.3
TENNESSEE	3.2	2.0	2.7	1.1	3.7	2.5	1.5	2.7
ARKANSAS	2.0	1.6	0.9	1.2	2.5	1.1	1.3	0.2
LOUISIANA	2.6	2.5	2.2	2.4	2.5	4.0	2.7	1.7
OKLAHOMA	2.6	2.6	2.2	1.5	2.6	2.6	1.7	2.3
TEXAS	5.4	4.0	7.2	3.7	3.8	4.0	4.0	5.8
ARIZONA	0.7	0.9	0.9	0.9	0.5	0.5	0.9	1.2
COLORADO	0.9	0.8	0.0	0.8	0.0	0.0	1.4	1.2
IDAHO	0.6	0.8	0.0	0.4	1.0	0.6	0.0	0.6
MONTANA	0.1	0.5	0.4	0.8	0.5	0.9	0.4	0.2
NEVADA	0.1	0.0	0.0	0.0	0.2	0.1	0.3	0.1
NEW MEXICO	0.4	0.2	1.3	0.4	0.8	0.3	0.2	0.2
UTAH	0.7	1.1	0.4	0.7	1.7	1.1	1.2	0.4
WYOMING	0.3	0.3	0.0	0.3	0.2	0.3	0.3	0.0
CALIFORNIA	8.3	8.1	7.6	6.7	3.0	4.6	9.0	9.4
OREGON	1.0	1.8	0.0	0.8	1.6	1.5	1.4	1.1
WASHINGTON	1.3	1.9	0.4	1.8	1.1	1.1	1.0	2.9

TABLE 36. NUMBER OF MEN IN HOUSEHOLD BETWEEN 17 1/2 AND 26
BY PROPENSITY
(IN PERCENT: -FIGURED TO NATIONAL TOTALS)

	%ON PRIORITY SERVICE	
	%ON PRIORITY SERVICE	
SAMPLE N	650	1214
NATIONAL N		
ONE	82.9	82.9
TWO	14.1	13.8
THREE	2.6	2.5
FOUR	0.1	0.7
FIVE	0.0	0.1
SIX OR MORE	0.3	0.0

... ASSOCIATES FOR RESEARCH IN BEHAVIOR, INC. ...

TABLE 37. FATHER'S MILITARY EXPERIENCE BY PROPENSITY
 (IN PERCENT: WEIGHTED TO NATIONAL TOTALS)

SAMPLE N	NON PRIOR SERVICE	
	FATHERS	PROPENSITY
NATIONAL N	690	1214
FATHER IN MILITARY	66.4	70.3
FATHER NOT IN MILITARY	31.6	28.7
DON'T KNOW	2.0	0.9
REFUSED	0.0	0.1

... ASSOCIATES FOR RESEARCH IN BEHAVIOR, INC. ...

TABLE 11. FATHER'S OCCUPATION BY PROPENSITY
(IN PERCENT; WEIGHTED TO NATIONAL TOTALS)

SAMPLE N	NOW PRIOR SERVICE			VETERANS			ARMY GUARD			TOTAL SAMPLE D		
690	1214	223	757	824	1101	817	1112					
NATIONAL N	55991	190068	128134	169155	141557	192670						
PROFESSIONAL/TECHNICAL	14.1	17.5	10.7	15.5	8.0	10.2	13.9	16.4				
MANAGERS/OFFICIALS	13.9	15.3	11.2	13.2	12.7	16.3	9.5	12.3				
CLERICAL	3.2	3.0	5.8	4.5	4.2	4.7	3.9	3.9				
SALES	4.8	6.8	4.0	5.7	4.1	6.7	5.9	6.8				
CRAFTSMEN	25.4	22.7	30.8	32.6	32.6	24.9	29.8	28.5				
OPERATIVES	13.5	12.8	15.6	10.7	14.3	13.9	12.9	11.6				
FARMERS	5.1	6.5	3.6	3.8	11.6	12.2	4.7	4.7				
SERVICE WORKERS	4.1	3.5	7.2	3.3	4.4	4.3	5.0	4.3				
LABORERS	4.8	3.0	6.7	4.9	3.4	3.1	6.5	5.2				
UNDETERMINED	11.3	9.0	4.0	5.5	4.7	3.6	7.9	6.2				

TABLE 39. EDUCATION OF FATHER BY PROPENSITY
(IN PERCENT; WEIGHTED TO NATIONAL TOTALS)

SAMPLE N	NON PRIOR SERVICE		VETERANS		ARMY GUARD		TOTAL SAMPLE D
	POS PROP	NEG PROP	POS PROP	NEG PROP	POS PROP	NEG PROP	
	690	1214	223	757	834	1101	817
NATIONAL N	55991	190068	128134	169155	141557	192670	
LESS THAN H.S. GRAD	25.9	23.3	29.0	27.4	37.4	34.6	26.6
HIGH SCHOOL GRAD	31.6	31.6	32.6	34.1	34.7	36.5	36.5
VOCATIONAL SCHOOL	1.4	1.2	0.9	0.8	1.2	1.1	0.4
SOME COLLEGE	9.3	11.4	12.1	10.8	8.5	9.4	13.2
COLLEGE GRADUATE OR MORE	15.9	21.6	9.4	15.1	6.4	8.4	12.9
DON'T KNOW	15.8	10.9	15.6	11.3	11.8	9.6	10.2
REFUSED	0.0	0.1	0.0	0.1	0.1	0.4	0.2

... ASSOCIATES FOR RESEARCH IN BEHAVIOR, INC. ...

TABLE 40. SOCIO-ECONOMIC STATUS OF FATHER BY PROPENSITY
(IN PERCENT: *FIGHTED TO NATIONAL TOTALS)

SAMPLE N	NON PRIOR SERVICE		VETERANS		ARMY GUARD		TOTAL SAMPLE D	
	POS. PROP INFG PROP	POS. PROP INFG PROP	POS. PROP INFG PROP	POS. PROP INFG PROP	POS. PROP INFG PROP	POS. PROP INFG PROP	POS. PROP INFG PROP	POS. PROP INFG PROP
	690	1214	223	757	834	1101	817	1112
NATIONAL N	55991	190068	128134	169155	141557	192670		
SOCIAL CLASS I	5.1	4.2	4.0	9.7	3.0	3.7	6.2	7.3
SOCIAL CLASS II	4.6	6.8	7.2	6.2	5.4	6.1	5.8	6.1
SOCIAL CLASS III	22.0	23.9	13.4	16.2	21.2	25.0	18.7	21.9
SOCIAL CLASS IV	34.4	33.7	46.0	42.5	43.6	43.1	41.3	40.2
SOCIAL CLASS V	10.9	10.4	11.2	10.1	12.1	10.0	12.5	10.9
UNDETERMINED	22.6	17.1	17.9	14.9	14.6	12.1	15.5	13.6

*** ASSOCIATES FOR RESEARCH IN BEHAVIOR, INC. ***

TABLE 41. LIKELIHOOD OF EXTENDING ENLISTMENT IN GUARD OR RESERVE BY PROPENSITY (IN PERCENT; WEIGHTED TO NATIONAL TOTALS)

SAMPLE N	ARMY GUARD		TOTAL SAMPLE D	
	834	1101	P17	1112
NATIONAL N	128134	169155	141557	192670
DEFINITELY EXTEND	23.5	0.0	25.9	9.1
PROBABLY EXTEND	32.7	0.0	31.4	10.7
MIGHT EXTEND	43.8	0.0	44.6	20.0
PROBABLY NOT EXTEND	0.0	36.4	0.0	18.8
DEFINITELY NOT EXTEND	0.0	62.8	0.0	41.2
DON'T KNOW	0.0	0.6	0.0	0.2
REFUSED	0.0	0.2	0.0	0.1
MEAN ^{a)}	2.20	4.63	2.21	3.73
VARIANCE	0.63	0.23	0.64	1.78
STD. DEV.	0.79	0.48	0.80	1.34

^{a)} 1 = DEFINITELY EXTEND; 5 = DEFINITELY NOT EXTEND

TABLE 42. LENGTH OF EXTENSION OF MEN WHO DEFINITELY, PROBABLY OR MIGHT EXTEND BY PROPENSITY (IN PERCENT; WEIGHTED TO NATIONAL TOTALS)

SAMPLE N	ARMY GUARD		TOTAL SAMPLE D	
	IPOS PROP	NEG PROP	IPOS PROP	NEG PROP
834	0	817	0	
NATIONAL N	128134	0	141557	0
1 YEAR	70.0	0.0	53.3	0.0
2 YEARS	11.9	0.0	14.9	0.0
3 YEARS	3.7	0.0	12.4	0.0
4 YEARS	0.6	0.0	1.9	0.0
5 YEARS	0.4	0.0	0.2	0.0
6 YEARS	1.4	0.0	4.2	0.0
MORE THAN 6 YEARS	5.4	0.0	4.3	0.0
DON'T KNOW	6.6	0.0	8.6	3.0
REFUSED	0.0	0.0	0.1	0.0

TABLE 4.1. TOTAL NUMBER OF YEARS EXPECTED TO SPEND IN CHARD OR RESERVE OF MEN WHO WOULD
DEFINITELY, PROBABLY OR MIGHT EXTEND ENLISTMENT BY PROMOTENCY
(IN PERCENT; WEIGHTED TO NATIONAL TOTALS)

SAMPLE N	ARMY CHARD		TOTAL SAMPLE D	
	POS PROP	NEG PROP	POS PROP	NEG PROP
NATIONAL N	834	0	817	0
	128134	0	141557	0
1 YEAR	0.6	0.0	1.5	0.0
2 YEARS	0.2	0.0	1.2	0.0
3 YEARS	0.4	0.0	1.4	0.0
4 YEARS	0.2	0.0	1.2	0.0
5 YEARS	0.0	0.0	0.4	0.0
6 YEARS	11.8	0.0	14.1	0.0
7 YEARS	2.5	0.0	3.0	0.0
8 YEARS	4.4	0.0	3.3	0.0
9 YEARS	0.5	0.0	0.9	0.0
10 - 14 YEARS	6.5	0.0	5.9	0.0
15 - 19 YEARS	0.4	0.0	1.7	0.0
20 - 24 YEARS	34.2	0.0	32.2	0.0
25 - 29 YEARS	1.9	0.0	1.1	0.0
30 OR MORE YEARS	5.9	0.0	5.5	0.0
DON'T KNOW	30.2	0.0	26.2	0.0
REFUSED	0.4	0.0	0.3	0.0

TABLE 44. LIKELIHOOD OF ENLISTING IN ARMY NATIONAL GUARD BY PROPENSITY
(1% PERCENT; ADJUSTED TO NATIONAL TOTALS)

SAMPLE #	NON PRIOR SERVICE		VETERANS	
	IPQS PROPINEG	PROPIPOS	PROPINEG	PROPI
NATIONAL	640	1214	227	757
			55091	190068
DEFINITELY ENLIST	2.3	0.0	1.8	0.0
PROBABLY ENLIST	13.5	0.0	7.6	0.0
MIGHT ENLIST	30.5	0.0	25.0	0.0
PROBABLY NOT ENLIST	27.0	38.7	24.1	20.1
DEFINITELY NOT ENLIST	26.6	61.2	41.1	79.4
DON'T KNOW	0.3	0.7	0.0	0.0
REFUSED	0.0	0.5	0.0	0.1
MEAN a)	3.62	4.61	3.56	4.80
VARIANCE	1.18	0.24	1.13	0.16
STD. DEV.	1.09	0.49	1.06	0.40

a) 1 = DEFINITELY ENLIST; 5 = DEFINITELY NOT ENLIST

TABLE 45. LIKELIHOOD OF ENLISTING IN AIR NATIONAL GUARD BY PROPENSITY
(IN PERCENT; ADJUSTED TO NATIONAL TOTALS)

SAMPLE N	NON PRIOR SERVICE		VETERANS	
	POS PROPENEG	PROPIOS	PROPIEG	PROPIEG
690	1214	223	757	
NATIONAL N	55991	190068		
DEFINITELY ENLIST	1.0	0.0	1.3	0.0
PROBABLY ENLIST	14.2	0.0	8.9	0.0
MIGHT ENLIST	33.4	0.0	27.3	0.0
PROBABLY NOT ENLIST	26.7	38.9	25.0	21.1
DEFINITELY NOT ENLIST	24.7	61.1	37.1	78.3
DON'T KNOW	0.1	0.6	0.0	0.1
REFUSED	0.0	0.1	0.0	0.1
MEAN a)	3.60	4.61	3.88	4.79
VARIANCE	1.08	0.24	1.11	0.17
STD. DEV.	1.04	0.49	1.05	0.41

a) 1 = DEFINITELY ENLIST; 5 = DEFINITELY NOT ENLIST

TABLE 46. LIKELIHOOD OF ENLISTING IN ARMY RESERVE (BY PROPENSITY
 (BY PERCENT: WEIGHTED TO NATIONAL TOTALS)

SAMPLE N	NO. PRIOR SERVICE		VETERANS	
	NO. PRIOR SERVICE	VETERANS	NO. PRIOR SERVICE	VETERANS
650	1214	223	757	
NATIONAL N	55091	190068		
DEFINITELY ENLIST	1.7	0.0	3.1	0.0
PROBABLY ENLIST	9.6	0.0	10.3	0.0
MIGHT ENLIST	28.6	0.0	22.3	0.0
PROBABLY NOT ENLIST	28.3	37.9	21.5	20.8
DEFINITELY NOT ENLIST	31.8	62.1	42.0	78.7
DON'T KNOW	0.1	0.6	0.0	0.1
REFUSED	0.0	0.1	0.4	0.0
MEAN a)	3.74	4.62	3.90	4.79
VARIANCE	1.10	0.24	1.34	0.17
STD. DEV.	1.05	0.49	1.16	0.41

a) 1 = DEFINITELY ENLIST; 5 = DEFINITELY NOT ENLIST

TABLE 47. LIKELIHOOD OF ENLISTING IN AIR FORCE RESERVE BY PROPENSITY
(IN PERCENT; ADJUSTED TO NATIONAL TOTALS)

SAMPLE N	NON PRIOR SERVICE		VETERANS	
	647	1214	227	757
NATIONAL N	55991		196068	
DEFINITELY ENLIST	2.0	0.0	1.5	0.6
PROBABLY ENLIST	16.8	0.0	12.5	0.0
MIGHT ENLIST	33.2	0.0	22.3	0.0
PROBABLY NOT ENLIST	25.2	39.2	27.3	22.1
DEFINITELY NOT ENLIST	22.8	60.8	36.2	77.4
DON'T KNOW	0.0	0.6	0.0	0.0
REFUSED	0.0	0.0	0.0	0.1
MEAN a)	3.50	4.61	3.85	4.78
VARIANCE	1.16	0.24	1.19	0.17
STD. DEV.	1.08	0.49	1.09	0.42

a) 1 = DEFINITELY ENLIST; 5 = DEFINITELY NOT ENLIST

TABLE 4. LIKELIHOOD OF ENLISTING IN COAST GUARD RESERVE BY PROPENSITY
(IN PERCENT; ROUNDED TO NEAREST TOTAL)

SAMPLE N	NON PRIOR SERVICE		VETERANS	
	690	1214	223	757
NATIONAL	55991	190068		
DEFINITELY ENLIST	1.2	0.0	0.0	0.0
PROBABLY ENLIST	10.6	0.0	4.0	0.0
MIGHT ENLIST	29.5	0.0	19.2	0.0
PROBABLY NOT ENLIST	29.2	38.9	27.7	14.3
DEFINITELY NOT ENLIST	29.6	61.1	48.7	81.4
DO NOT KNOW	0.1	0.6	0.0	0.0
REFUSED	0.0	0.0	0.0	0.0
MEAN a)	3.75	4.61	4.22	4.82
VARIANCE	1.06	0.24	0.80	0.15
STD. DEV.	1.03	0.49	0.89	0.39

a) 1 = DEFINITELY ENLIST; 5 = DEFINITELY NOT ENLIST

*** ASSOCIATES FOR RESEARCH IN BEHAVIOR, INC. ***

TABLE 49. LIKELIHOOD OF ENLISTING IN MARINE CORPS RESERVE BY PROPENSITY
(IN PERCENT; WEIGHED TO NATIONAL TOTALS)

SAMPLE N	NOV. PRIOR SERVICE		VETERANS	
	POS. PROPENSG	PROPI	POS. PROPENSG	PROPI
690	1214	223	757	
NATIONAL N	55000	190000		
DEFINITELY ENLIST	2.0	0.0	0.9	0.0
PROBABLY ENLIST	8.3	0.0	4.5	0.0
MIGHT ENLIST	22.4	0.0	8.5	0.0
PROBABLY NOT ENLIST	28.2	34.7	15.2	14.7
DEFINITELY NOT ENLIST	39.2	65.3	70.6	84.9
DON'T KNOW	0.1	0.7	0.0	0.0
REFUSED	0.0	0.0	0.0	0.0
MEAN: a)	3.44	4.45	4.51	4.85
VARIANCE	1.15	0.23	0.80	0.13
STD. DEV.	1.06	0.44	0.89	0.36

a) 1 = DEFINITELY ENLIST; 5 = DEFINITELY NOT ENLIST

TABLE 5C. LIKELIHOOD OF ENLISTING IN NAVY RESERVE BY PROPENSITY
(IN PERCENT; ADJUSTED TO NATIONAL TOTALS)

	NON PRIOR SERVICE		VETERANS	
	NON PRIOR SERVICE	VETERANS	NON PRIOR SERVICE	VETERANS
SAMPLE N	650	1214	223	757
NATIONAL N	55991		190068	
DEFINITELY ENLIST	1.2	0.0	0.9	0.0
PROBABLY ENLIST	13.8	0.0	4.4	0.0
MIGHT ENLIST	31.2	0.0	23.7	0.0
PROBABLY NOT ENLIST	25.5	38.4	22.8	19.9
DEFINITELY NOT ENLIST	28.5	61.6	47.4	79.6
DON'T KNOW	0.1	0.7	0.0	0.1
REFUSED	0.0	0.0	0.0	0.0
MEAN a)	3.66	4.62	4.11	4.80
VARIANCE	1.14	0.24	0.58	0.16
STD. DEV.	1.07	0.49	0.59	0.40

a) 1 = DEFINITELY ENLIST; 5 = DEFINITELY NOT ENLIST

TABLE 51. LIKELIHOOD OF ENLISTING/EXTENDING IN
 GUARD/RESERVE, IF NO FINANCIAL EDUCATIONAL
 ASSISTANCE WERE OFFERED BY PROPINSITY
 (IN PERCENT; WEIGHTED TO NATIONAL TOTALS)

SAMPLE N	NEW PRIOR SERVICE			VETERANS			ARMY GUARD			TOTAL SAMPLE D
	POS. PROPINCG	PROPIPOS	PROPIPOS	PROPINEG	PROPIPOS	PROPINEG	PROPIPOS	PROPINEG	PROPIPOS	
690	1214	223	757	834	1101	817	1112			
NATIONAL N	55091	100068	126134	169155	141557	192670				
DEFINITELY ENLIST/EXTEND	2.2	0.2	3.1	0.1	16.2	0.4	15.9	5.8		
PROBABLY ENLIST/EXTEND	14.3	2.1	12.1	1.2	28.2	1.7	26.4	11.6		
MIGHT ENLIST/EXTEND	21.6	5.1	25.0	2.9	27.0	5.4	27.2	15.0		
PROB NOT ENLIST/EXTEND	37.0	36.4	33.1	25.0	19.3	30.8	19.3	23.9		
DEF NOT ENLIST/EXTEND	24.9	56.2	25.9	70.3	9.0	60.6	10.4	42.6		
DON'T KNOW	0.6	0.2	0.0	0.0	0.1	0.2	0.0	0.2		
REFUSED	0.0	0.2	0.4	0.1	0.2	0.6	0.7	0.8		
MEAN a)	3.68	4.46	3.67	4.65	2.77	4.51	2.82	3.87		
VARIANCE	1.13	0.50	1.14	0.37	1.43	0.51	1.49	1.56		
STD. DEV.	1.06	0.71	1.08	0.61	1.20	0.71	1.22	1.25		

a) 1 = DEFINITELY ENLIST/EXTEND; 5 = DEFINITELY NOT ENLIST/EXTEND

TABLE 52. LIKELIHOOD OF ENLISTING/EXTENDING ENLISTMENT IN
 GUARD/RESERVE IF 25% OF THE COST OF EDUCATION
 WERE OFFERED BY PROPINSITY
 (IN PERCENT; WEIGHTED TO NATIONAL TOTALS)

SAMPLE N	NAT'L TOTALS		VETERANS		ARMY GUARD		TOTAL SAMPLE D	
	POS	NEG	POS	NEG	POS	NEG	POS	NEG
690	1214	223	757	834	1101	817	1112	1112
NATIONAL %			55991	190068	124134	149155	141557	192670
DEFINITELY ENLIST/EXTEND	3.2	0.5	4.5	0.1	19.3	1.1	24.3	9.9
PROBABLY ENLIST/EXTEND	22.0	6.0	23.2	2.5	33.3	5.7	32.0	17.5
MIGHT ENLIST/EXTEND	32.6	13.2	27.7	7.8	23.9	12.4	24.9	17.6
PROB NOT ENLIST/EXTEND	25.7	38.9	25.5	29.4	16.5	29.5	14.0	22.7
DEF NOT ENLIST/EXTEND	16.5	41.4	14.8	59.8	6.4	50.0	4.2	31.4
DON'T KNOW	0.6	0.1	0.0	0.0	0.4	0.4	0.1	0.1
REFUSED	0.1	0.2	0.0	0.1	0.2	0.8	0.6	0.6
MEAN a)	3.30	4.15	3.31	4.47	2.57	4.23	2.41	3.49
VARIANCE	1.17	0.81	1.33	0.57	1.35	0.91	1.26	1.84
STD. DEV.	1.08	0.90	1.15	0.76	1.16	0.95	1.12	1.36

a) 1 = DEFINITELY ENLIST/EXTEND; 5 = DEFINITELY NOT ENLIST/EXTEND

TABLE 5.3. LIKELIHOOD OF ENLISTING/EXTENDING ENLISTMENT IN GUARD/RESERVE IF 50% OF THE COST OF EDUCATION WERE OFFERED BY PROPENSITY (IN PERCENT; WEIGHTED TO NATIONAL TOTALS)

SAMPLE N	NON PRIOR SERVICE		VETERANS		ARMY GUARD		TOTAL SAMPLE D	
	690	1214	221	757	434	1101	817	1112
NATIONAL N	55991	140046	124134	169155	141557	192670		
DEFINITELY ENLIST/EXTEND	9.0	2.1	7.6	1.3	30.8	3.2	31.1	13.8
PROBABLY ENLIST/EXTEND	37.0	11.3	34.4	7.4	39.2	16.3	40.8	26.6
MIGHT ENLIST/EXTEND	31.1	23.4	30.4	12.5	19.9	18.7	20.5	20.8
PROB NOT ENLIST/EXTEND	14.6	31.1	14.7	29.6	6.7	21.8	4.8	13.9
DEF NOT ENLIST/EXTEND	8.3	32.1	12.5	48.7	2.8	38.5	1.9	24.0
DON'T KNOW	0.3	0.1	0.0	0.0	0.2	0.5	0.2	0.1
REFUSED	0.1	0.2	0.0	0.1	0.4	0.9	0.6	0.6
MEAN ^{a)}	2.76	3.80	2.90	4.10	2.11	3.77	2.05	3.08
VARIANCE	1.15	1.15	1.29	1.00	1.02	1.44	0.89	1.93
STD. DEV.	1.07	1.07	1.14	1.00	1.01	1.22	0.94	1.39

a) 1 = DEFINITELY ENLIST/EXTEND; 5 = DEFINITELY NOT ENLIST/EXTEND

TABLE 5a. LIKELIHOOD OF ENLISTING/EXTENDING ENLISTMENT IN GUARD/RESERVE IF 75% OF THE COST OF EDUCATION WERE OFFERED BY PROPENSITY (IN PERCENT; WEIGHTED TO NATIONAL TOTALS)

	NOT PRIOR SERVICE		VETERANS		ARMY GUARD		TOTAL SAMPLE	
	POS	PROP	POS	PROP	POS	PROP	POS	PROP
SAMPLE N	690	1214	223	757	834	1101	817	1112
NATIONAL N	55991	190068	128134	169155	141557	192670		
DEFINITELY ENLIST/EXTEND	21.3	4.8	15.6	3.6	43.2	9.1	45.3	22.6
PROBABLY ENLIST/EXTEND	45.7	26.0	40.2	15.4	40.0	24.7	37.0	29.7
MIGHT ENLIST/EXTEND	20.4	27.5	28.2	16.9	12.7	17.5	12.7	17.5
PROP NOT ENLIST/EXTEND	8.6	21.9	8.5	22.6	2.8	15.8	5.0	9.9
OFF NOT ENLIST/EXTEND	4.1	25.8	7.2	40.7	1.1	31.5	1.3	19.8
DON'T KNOW	0.3	0.2	0.0	0.0	0.0	0.5	0.1	0.1
REFUSED	0.1	0.1	0.0	0.1	0.2	0.5	0.6	0.5
MEAN a)	2.29	3.44	2.51	3.41	1.78	3.36	1.77	2.74
VARIANCE	1.05	1.45	1.16	1.50	0.72	1.92	0.77	2.04
STD. DEV.	1.02	1.20	1.08	1.22	0.85	1.35	0.88	1.43

a) 1 = DEFINITELY ENLIST/EXTEND; 5 = DEFINITELY NOT ENLIST/EXTEND

TABLE 55. LIKELIHOOD OF ENLISTING/EXTENDING ENLISTMENT IN
 GUARD/RESERVE IF 100% OF THE COST OF EDUCATION
 WERE OFFERED BY PROPENSITY
 (IN PERCENT; WEIGHTED TO NATIONAL TOTALS)

	NON-PRIOR SERVICE	VETERANS	ARMY GUARD	TOTAL SAMPLE D
SAMPLE N	600	223	834	1112
NATIONAL N	55491	19006P	128134	141557
DEFINITELY ENLIST/EXTEND	37.6	33.5	58.4	61.6
PROBABLY ENLIST/EXTEND	37.0	34.0	28.2	25.4
MIGHT ENLIST/EXTEND	17.8	23.2	10.1	9.2
PROB NOT ENLIST/EXTEND	5.4	5.4	2.5	1.8
DEF NOT ENLIST/EXTEND	2.3	3.6	0.6	0.9
DON'T KNOW	0.4	0.0	0.0	0.0
REFUSED	0.0	0.0	0.2	0.6
MEAN a)	1.98	2.11	1.58	1.54
VARIANCE	0.98	1.10	0.67	0.65
STD. DEV.	0.99	1.05	0.82	0.81

a) 1 = DEFINITELY ENLIST/EXTEND; 5 = DEFINITELY NOT ENLIST/EXTEND

TABLE 56. LIKELIHOOD OF USING EDUCATIONAL ASSISTANCE IF
 100% OF THE COST OF EDUCATION WERE OFFERED OF
 THOSE WHO SAY THEY DEFINITELY, PROBABLY OR MIGHT
 ENLIST BY PROPENSITY
 (IN PERCENT; WEIGHTED TO NATIONAL TOTALS)

SAMPLE N	MEN PRIOR SERVICE		VETERANS		ARMY GUARD		TOTAL SAMPLE D			
	674	753	203	358	806	642	787	677		
NATIONAL N	50949		89887		123832		98635		136359	117300
DEFINITELY USE	64.0	61.0	70.2	61.2	55.8	54.8	69.7	63.7		
PROBABLY USE	26.8	26.6	19.1	27.8	26.7	30.2	18.5	24.1		
MIGHT USE	7.7	9.6	8.3	7.8	10.0	9.5	8.0	8.3		
PROBABLY NOT USE	1.1	2.7	1.5	2.5	5.6	4.6	3.3	2.5		
DEFINITELY NOT USE	0.3	0.1	0.5	0.3	1.7	1.1	0.4	0.5		
DON'T KNOW	0.0	0.0	0.0	0.0	0.1	0.0	0.0	0.3		
REFUSFO	0.0	0.3	0.0	0.0	0.0	1.3	0.0	0.6		
MEAN a)	1.47	1.54	1.42	1.52	1.71	1.66	1.46	1.51		
VARIANCE	0.51	0.62	0.56	0.59	0.95	0.79	0.65	0.63		
STD. DEV.	0.71	0.78	0.75	0.77	0.98	0.88	0.81	0.79		

a) 1 = DEFINITELY USE; 5 = DEFINITELY NOT USE

TABLE 57. LIKELIHOOD OF ENLISTING/EXTENDING ENLISTMENT IN
 GUARD/RESERVE IF THERE WERE NO ENLISTMENT/
 EXTENSION BARRIERS OFFERED BY PROPENSITY
 (IN PERCENT; WEIGHTED TO NATIONAL TOTALS)

SAMPLE N	NON PRIOR SERVICE		VETERANS		ARMY GUARD		TOTAL SAMPLE D	
	PROPOS	PROPIPOS	PROPIPOS	PROPIPOS	PROPIPOS	PROPIPOS	PROPIPOS	PROPIPOS
690	1214	223	757	834	1101	817	1112	
NATIONAL N	55991	190068	128134	169155	141557	192670		
DEFINITELY ENLIST/EXTEND	1.5	0.2	2.2	0.0	13.0	0.5	14.1	4.9
PROBABLY ENLIST/EXTEND	16.8	2.9	15.6	1.1	28.5	1.5	29.4	12.4
MIGHT ENLIST/EXTEND	21.3	7.0	22.5	3.9	30.5	3.9	30.2	15.3
PROB NOT ENLIST/EXTEND	39.8	38.2	37.5	24.8	16.4	27.7	18.1	24.0
DEF NOT ENLIST/EXTEND	20.7	51.6	21.9	69.6	11.0	66.6	8.2	43.2
DON'T KNOW	0.6	0.2	0.0	0.0	0.0	0.0	0.0	0.1
REFUSED	0.0	0.1	0.0	0.3	0.0	0.1	0.0	0.0
MFAN a)	3.62	4.38	3.61	4.64	2.83	4.59	2.77	3.88
VARIANCE	1.07	0.58	1.12	0.37	1.41	0.45	1.31	1.52
STD. DEV.	1.04	0.76	1.06	0.61	1.19	0.67	1.15	1.23

a) 1 = DEFINITELY ENLIST/EXTEND; 5 = DEFINITELY NOT ENLIST/EXTEND

TABLE 58. LIMITATION OF ENLISTING/EXTENDING ENLISTMENT IN
 GUARD/RESERVE IF A 1950 FONDS WERE OFFERED FOR A
 SIX YEAR ENLISTMENT/EXTENSION BY PROPENSITY
 (IN PERCENT; *FIGHTED TO NATIONAL TOTALS)

SAMPLE N	NOV PRIOR SERVICE		VETERANS		ARMY GUARD		TOTAL SAMPLE D
	1	2	3	4	5	6	
600	1214	223	757	834	1101	817	1112
NATIONAL N	55991	19008	126134	169155	141557	192670	
DEFINITELY ENLIST/EXTEND	2.8	0.7	1.8	0.0	12.9	0.5	14.9
PROBABLY ENLIST/EXTEND	14.0	3.4	13.0	0.9	22.7	1.6	23.2
MIGHT ENLIST/EXTEND	22.0	7.6	20.1	5.3	20.7	4.0	24.7
PROB NOT ENLIST/EXTEND	32.0	37.0	30.8	22.0	18.8	24.3	18.0
DEF NOT ENLIST/EXTEND	29.3	51.2	35.5	71.4	24.5	69.1	19.1
DON'T KNOW	0.4	0.2	0.4	0.0	0.4	0.2	0.0
REFUSED	0.0	0.1	0.0	0.1	0.0	0.1	0.0
MEAN a)	3.71	4.35	3.82	4.65	3.19	4.60	3.03
VARIANCE	1.24	0.67	1.19	0.39	1.88	0.45	1.77
STD. DEV.	1.11	0.82	1.04	0.62	1.37	0.70	1.33

a) 1 = DEFINITELY ENLIST/EXTEND; 5 = DEFINITELY NOT ENLIST/EXTEND

TABLE 50. LIKELIHOOD OF ENLISTING/EXTENDING ENLISTMENT IN
 GUARD/RESERVE IF A 3000 COMUS WERE OFFERED FOR A
 SIX YEAR ENLISTMENT/EXTENSION BY PROFICIENCY
 (IN PERCENT; WEIGHTED TO NATIONAL TOTALS)

SAMPLE N	NO. PRIOR SERVICE		VETERANS		ARMY GUARD		TOTAL SAMPLE D
	650	1214	223	757	834	1101	
NATIONAL N	55591	190068	128134	169155	141557	192670	
DEFINITELY ENLIST/EXTEND	6.0	1.0	3.6	0.0	14.6	0.7	19.5
PROBABLY ENLIST/EXTEND	16.0	4.4	14.7	1.3	24.3	3.9	24.1
MIGHT ENLIST/EXTEND	24.9	10.7	22.3	7.4	21.5	6.4	26.5
PROB NOT ENLIST/EXTEND	31.8	37.0	30.4	24.0	17.1	26.1	14.5
DEF NOT ENLIST/EXTEND	21.4	46.9	24.6	66.7	14.1	62.8	15.4
DON'T KNOW	0.3	0.2	0.0	0.1	0.4	0.1	0.0
REFUSED	0.0	0.1	0.0	0.1	0.0	0.1	0.0
MEAN a)	3.47	4.25	3.66	1.57	2.92	4.46	2.82
VARIANCE	1.35	0.78	1.31	0.47	1.48	0.70	1.75
STD. DEV.	1.16	0.88	1.14	0.69	1.37	0.84	1.32

a) 1 = DEFINITELY ENLIST/EXTEND; 5 = DEFINITELY NOT ENLIST/EXTEND

TABLE 60. LIKELIHOOD OF ENLISTING/EXTENDING PERSISTENT IN GUARD/RESERVE IF A 4110G POLUS WERE DEFERRED FOR A SIX YEAR ENLISTMENT/EXTENSION BY FACILITY (IN PERCENT; WEIGHTED TO NATIONAL TOTALS)

SAMPLE N	NUM PRIOR SERVICE		VETERANS		ARMY GUARD		TOTAL SAMPLE D	
	NUM	PERCENT	NUM	PERCENT	NUM	PERCENT	NUM	PERCENT
NATIONAL N	690	1214	223	757	834	1101	817	1112
	55991	190068	128134	169155	141557	192670		
DEFINITELY ENLIST/EXTEND	10.3	1.7	4.5	0.9	29.5	5.2	29.0	10.4
PROBABLY ENLIST/EXTEND	27.0	5.8	25.5	5.9	29.0	9.7	31.7	18.2
MIGHT ENLIST/EXTEND	26.7	18.1	27.7	11.6	20.5	15.2	22.1	16.8
PROB NOT ENLIST/EXTEND	23.1	34.2	21.0	26.2	12.1	23.9	8.7	17.6
DEF NOT ENLIST/EXTEND	12.9	36.1	21.0	54.8	8.8	49.9	8.4	34.9
DON'T KNOW	0.1	0.1	0.0	0.1	0.2	0.1	0.0	0.1
REFUSED	0.0	0.1	0.0	0.1	0.0	0.1	0.0	0.0
MEAN a)	3.01	3.93	3.29	4.29	2.42	4.06	2.36	3.48
VARIANCE	1.43	1.09	1.41	0.91	1.60	1.30	1.49	1.94
STD. DEV.	1.20	1.04	1.19	0.95	1.26	1.14	1.22	1.39

a) 1 = DEFINITELY ENLIST/EXTEND; 5 = DEFINITELY NOT ENLIST/EXTEND

TABLE A1. LIKELIHOOD OF ENLISTING/EXTENDING ENLISTMENT IN
 GUARD/RESERVE IF A \$200 BONUS WERE OFFERED FOR
 A SIX YEAR ENLISTMENT/EXTENSION BY PROPENSITY
 (IN PERCENT; WEIGHTED TO NATIONAL TOTALS)

SAMPLE N	NON PRIOR SERVICE				ARMY GUARD	TOTAL SAMPLE D		
	690	1214	223	757			834	1101
NATIONAL N	55991	190068	128134	169155	141557	192670		
DEFINITELY ENLIST/EXTEND	15.8	3.9	13.9	3.0	43.4	7.0	44.9	19.6
PROBABLY ENLIST/EXTEND	34.4	13.8	33.5	9.2	30.9	15.6	29.4	20.9
MIGHT ENLIST/EXTEND	27.0	23.0	23.7	14.7	14.6	17.9	16.5	18.1
PROB NOT ENLIST/EXTEND	14.7	27.6	15.6	24.2	6.2	18.1	5.0	14.5
DEF NOT ENLIST/EXTEND	8.0	31.8	13.0	48.2	4.7	41.2	4.2	26.7
DON'T KNOW	0.3	0.2	0.0	0.1	0.1	0.1	0.0	0.1
REFUSED	0.0	0.1	0.0	0.1	0.0	0.1	0.0	0.0
MEAN a)	2.65	3.70	2.80	4.06	1.98	3.71	1.94	3.08
VARIANCE	1.32	1.36	1.53	1.27	1.25	1.77	1.18	2.20
STD. DEV.	1.15	1.16	1.24	1.13	1.12	1.33	1.09	1.48

a) 1 = DEFINITELY ENLIST/EXTEND; 5 = DEFINITELY NOT ENLIST/EXTEND

TABLE 62. LIKELIHOOD OF ENLISTING IN GUARD/RESERVE IF
 MINIMUM TERM OF ENLISTMENT WERE 4 YEARS BY PROPENSITY
 (IN PERCENT; REFERRED TO NATIONAL TOTALS)

SAMPLE N	NON-PRIOR SERVICE		VETERANS	
	699	1214	223	757
DEFINITELY ENLIST	0.9	0.2	1.3	0.1
PROBABLY ENLIST	10.7	0.7	4.9	0.3
MIGHT ENLIST	18.0	4.1	15.6	1.7
PROBABLY NOT ENLIST	35.4	29.4	32.6	15.1
DEFINITELY NOT ENLIST	35.0	65.6	45.1	82.1
DON'T KNOW	0.1	0.3	0.0	0.1
REFUSED	0.0	0.1	0.0	0.1
MEAN a)	3.03	4.59	4.16	4.80
VARIANCE	1.05	0.39	0.90	0.23
STD. DEV.	1.02	0.62	0.95	0.48

a) 1 = DEFINITELY ENLIST; 5 = DEFINITELY NOT ENLIST

*** ASSOCIATES FOR RESEARCH IN BEHAVIOR, INC. ***

TABLE 63. LIKELIHOOD OF ENLISTING IN QUARTERLY PERIOD OF
 MINIMUM TERM OF ENLISTMENT - (1-4 YEARS BY PROPENSITY
 (BY PERCENT; WEIGHTED TO NATIONAL TOTALS)

SAMPLE N	NOV PRIOR SERVICE		VETERANS	
	690	1214	223	757
NATIONAL N	55491		190068	
DEFINITELY ENLIST	4.1	0.3	1.3	0.1
PROBABLY ENLIST	19.0	2.1	8.0	0.8
MIGHT ENLIST	25.2	8.3	19.2	2.8
PROBABLY NOT ENLIST	30.4	32.1	33.1	18.4
DEFINITELY NOT ENLIST	23.3	57.3	38.0	77.3
DON'T KNOW	0.0	0.2	0.0	0.0
REFUSED	0.0	0.1	0.0	0.3
MEAN a)	5.50	4.44	3.99	4.73
VARIANCE	1.34	0.58	1.02	0.32
STD. DEV.	1.16	0.76	1.01	0.56

a) 1 = DEFINITELY ENLIST; 5 = DEFINITELY NOT ENLIST

TABLE 64. LIKELIHOOD OF ENLISTING IN GUARD/RESERVE IF
 MINIMUM TERM OF ENLISTMENT WERE 2 YEARS BY PROPENSITY
 (IN PERCENT; WEIGHTED TO NATIONAL TOTALS)

SAMPLE #	NON PRIOR SERVICE		VETERANS	
	690	1214	223	757
NATIONAL %	55491		190068	
DEFINITELY ENLIST	0.9	1.2	3.6	0.5
PROBABLY ENLIST	32.2	8.1	24.6	3.4
MIGHT ENLIST	30.6	23.6	27.7	10.7
PROBABLY NOT ENLIST	14.5	27.1	27.2	20.3
DEFINITELY NOT ENLIST	15.0	40.0	20.6	64.5
DON'T KNOW	0.0	0.1	0.0	0.0
REFUSED	0.0	0.1	0.0	0.3
MEAN a)	2.69	3.97	3.33	4.46
VARIANCE	1.57	1.06	1.54	0.73
STD. DEV.	1.17	1.03	1.16	0.86

a) 1 = DEFINITELY ENLIST; 5 = DEFINITELY NOT ENLIST

TABLE 65. LIKELIHOOD OF ENLISTING IN GUARD/RESERVE IF
 MINIMUM TERM OF ENLISTMENT WERE 1 YEAR BY PROPENSITY
 (IN PERCENT; WEIGHTED TO NATIONAL TOTALS)

SAMPLE N	NON PRIOR SERVICE		VETERANS	
	690	1214	223	757
NATIONAL N	55991		190068	
DEFINITELY ENLIST	18.8	2.7	1.2	0.9
PROBABLY ENLIST	34.6	12.5	33.5	8.4
MIGHT ENLIST	25.8	27.0	33.5	15.3
PROBABLY NOT ENLIST	10.3	22.8	12.7	18.2
DEFINITELY NOT ENLIST	10.4	35.0	14.7	56.6
DO NOT KNOW	0.0	0.1	0.0	0.0
REFUSED	0.0	0.1	0.0	0.3
WFAA a)	2.59	3.75	2.92	4.22
VARIANCE	1.45	1.30	1.32	1.10
STD. DEV.	1.20	1.14	1.15	1.05

a) 1 = DEFINITELY ENLIST; 5 = DEFINITELY NOT ENLIST

TABLE 66. LIKELIHOOD OF ENLISTING/EXTENDING ENLISTMENT IF THE PAY WERE THE SAME AS IT IS NOW BY PROFESSIONALITY (IN PERCENT; WEIGHTED TO NATIONAL TOTALS)

SAMPLE N	NCH PRIOR SERVICE		VETERANS		ARMY GUARD		TOTAL SAMPLE D
	690	1214	223	757	834	1101	
NATIONAL N	55991	190668	128134	169155	141557	192670	
DEFINITELY ENLIST/EXTEND	1.9	0.4	1.3	0.0	1.4	0.1	4.2
PROBABLY ENLIST/EXTEND	15.5	2.3	9.4	1.2	31.3	1.4	12.0
MIGHT ENLIST/EXTEND	26.1	7.6	23.7	3.7	32.7	3.2	17.8
PROB NOT ENLIST/EXTEND	32.9	33.5	36.6	24.9	13.8	26.2	21.1
DEF NOT ENLIST/EXTEND	23.5	56.2	24.2	69.6	8.8	69.2	44.8
DON'T KNOW	0.1	0.1	0.0	0.0	0.0	0.0	0.1
REFUSED	0.0	0.1	0.0	0.3	0.0	0.0	0.0
MEAN a)	3.61	4.43	3.41	4.64	2.73	4.63	3.90
VARIANCE	1.13	0.54	1.00	0.34	1.27	0.39	1.48
STD. DEV.	1.06	0.74	1.00	0.61	1.13	0.62	1.22

a) 1 = DEFINITELY ENLIST/EXTEND; 5 = DEFINITELY NOT ENLIST/EXTEND

TABLE 67. LIMITATION OF ENLISTING/EXTENDING/RECALLING IF THE PAY WERE INCREASED 10% BY PROBABILITY (IN PERCENT; ADJUSTED TO NATIONAL TOTALS)

SAMPLE N	NOV PRIOR SERVICE		VETERANS		ARMY GUARD		TOTAL SAMPLE D	
	PROB	EXTEND	PROB	EXTEND	PROB	EXTEND	PROB	EXTEND
690	1214	225	757	834	1101	817	1112	1112
NATIONAL N	55991	190048	128134	169155	141557	192670		
DEFINITELY ENLIST/EXTEND	3.9	0.4	2.7	0.3	16.9	0.4	15.1	5.1
PROBABLY ENLIST/EXTEND	20.2	3.4	12.1	2.4	34.3	2.5	33.7	13.6
MIGHT ENLIST/EXTEND	27.0	9.9	29.5	6.5	30.0	6.9	32.0	18.2
PROB NOT ENLIST/EXTEND	31.5	36.4	33.1	24.8	11.2	27.0	12.4	20.5
DEF NOT ENLIST/EXTEND	17.3	49.9	22.3	65.6	7.4	63.2	6.8	42.5
DON'T KNOW	0.1	0.1	0.0	0.0	0.2	0.0	0.0	0.1
REFUSED	0.1	0.1	0.0	0.3	0.0	0.0	0.0	0.0
MEAN a)	3.38	4.32	3.61	4.54	2.58	4.50	2.62	3.82
VARIANCE	1.22	0.67	1.09	0.55	1.25	0.58	1.19	1.58
STD. DEV.	1.11	0.82	1.04	0.74	1.12	0.76	1.09	1.26

a) 1 = DEFINITELY ENLIST/EXTEND; 5 = DEFINITELY NOT ENLIST/EXTEND

TABLE 6A. LIKELIHOOD OF ENLISTING/EXTENDING ENLISTMENT IF THE PAY WERE INCREASED PER BY PROPENSITY (IN PERCENT; *EIGHTED TO NATIONAL TOTALS)

SAMPLE N	NON PRIOR SERVICE		VETERANS		ARMY GUARD		TOTAL SAMPLE D	
	POS	PROP	NEG	PROP	NEG	PROP	NEG	PROP
690	1214	223	757	834	1101	817	1112	
NATIONAL #	55991	19068	128134	169155	141557	192670		
DEFINITELY ENLIST/EXTEND	5.2	0.5	2.7	0.3	23.5	0.5	22.1	8.3
PROBABLY ENLIST/EXTEND	22.6	4.7	18.8	3.8	39.6	6.9	38.1	17.3
MIGHT ENLIST/EXTEND	30.3	13.1	32.2	8.2	26.1	12.0	28.4	18.9
PROB NOT ENLIST/EXTEND	26.5	34.8	25.5	25.1	6.8	26.8	7.3	18.1
DEF NOT ENLIST/EXTEND	15.4	46.8	20.6	62.0	4.0	53.9	4.1	37.2
DON'T KNOW	0.3	0.1	0.0	0.0	0.0	0.0	0.0	0.1
REFUSED	0.1	0.2	0.0	0.3	0.0	0.0	0.0	0.0
MEAN a)	3.24	4.23	3.43	4.46	2.28	4.27	2.33	3.59
VARIANCE	1.26	0.78	1.20	0.67	1.05	0.90	1.06	1.83
STD. DEV.	1.12	0.88	1.09	0.82	1.02	0.95	1.03	1.35

a) 1 = DEFINITELY ENLIST/EXTEND; 5 = DEFINITELY NOT ENLIST/EXTEND

TABLE 64. LIKELIHOOD OF ENLISTING/EXTENDING (QUIET) IF THE PAY WERE INCREASED 5% BY PROPERITY (IN PERCENT; WEIGHTED TO NATIONAL TOTALS)

	NON PRIOR SERVICE	VETERANS	ARMY GUARD	TOTAL SAMPLE D
SAMPLE N	690	223	834	1112
NATIONAL N	55991	190068	128134	141557
DEFINITELY ENLIST/EXTEND	9.5	1.1	43.5	40.3
PROBABLY ENLIST/EXTEND	30.6	9.1	39.1	39.9
MIGHT ENLIST/EXTEND	31.0	18.2	14.3	16.0
PROB NOT ENLIST/EXTEND	17.5	30.0	1.8	2.2
DEF NOT ENLIST/EXTEND	11.4	41.7	1.3	1.6
DON'T KNOW	0.1	0.1	0.0	0.0
REFUSED	0.4	0.1	0.0	0.0
MEAN a)	2.91	4.02	3.04	3.04
VARIANCE	1.31	1.06	1.39	1.56
STD. DEV.	1.14	1.03	1.18	1.26

a) 1 = DEFINITELY ENLIST/EXTEND; 5 = DEFINITELY NOT ENLIST/EXTEND

TABLE 7B. INTENTION TO ENLIST/EXTEND ENLISTMENT: TYPICAL
 ADJUSTED BY PROPERTY
 (AS PERCENTS WEIGHTED TO NATIONAL TOTALS)

SAMPLE N	NO. PRIOR SERVICE		VETERANS		ARMY GUARD		TOTAL SAMPLE D	
	699	1214	223	757	834	1101	817	1112
NATIONAL N	55541	190068	126134	169155	141557	132670		
DEFINITELY ENLIST/EXTEND	4.2	0.7	4.0	0.1	23.6	0.3	20.2	8.1
PROBABLY ENLIST/EXTEND	21.0	3.0	18.8	0.8	34.3	1.5	35.2	13.6
MIGHT ENLIST/EXTEND	42.5	11.6	46.9	5.7	37.2	5.4	38.0	18.7
PROB NOT ENLIST/EXTEND	24.2	43.3	21.5	29.9	4.0	33.2	5.4	20.1
DEF NOT ENLIST/EXTEND	7.1	41.4	8.5	63.2	0.8	57.5	1.0	39.2
DON'T KNOW	0.0	0.2	0.0	0.0	0.1	0.1	0.0	0.1
REFUSED	0.0	0.0	0.0	0.0	0.0	0.0	0.1	0.1
MEAN ^{a)}	3.09	4.22	3.12	4.56	2.24	4.50	2.31	3.69
VARIANCE	0.90	0.66	0.89	0.42	0.79	0.44	0.79	1.76
STD. DEV.	0.95	0.81	0.94	0.65	0.89	0.69	0.89	1.33

a) 1 = DEFINITELY ENLIST/EXTEND; 5 = DEFINITELY NOT ENLIST/EXTEND

TABLE 71. MOST IMPORTANT REASON FOR ENLISTING/EXTENDING ENLISTMENT IN CONSIDERING WHETHER TO ENLIST/EXTEND ENLISTMENT BY PROPENSITY (IN PERCENT; WEIGHTED TO NATIONAL TOTALS)

SAMPLE N	NON PRIOR SERVICE		VETERANS		ARMY GUARD		TOTAL SAMPLE D	
	FOS PROP	NEG PROP	FOS PROP	NEG PROP	FOS PROP	NEG PROP	FOS PROP	NEG PROP
NATIONAL N	690	1214	223	757	834	1101	817	1112
JOB CHOICE	3.5	1.6	7.6	3.0	3.6	2.0	6.4	4.5
LOCATION	0.9	0.6	2.7	0.7	0.2	0.3	0.9	1.6
NO CAMP/MEETINGS	0.1	0.4	1.8	0.8	0.7	3.6	0.8	1.4
NEEDED JOB	5.2	4.1	3.6	2.5	1.9	2.8	2.5	3.9
DRESS CODE	0.0	0.0	0.4	1.1	1.2	1.1	2.1	4.5
FLEXIBLE PROGRAM	0.3	0.5	0.9	1.2	2.2	3.6	1.7	4.6
I LIKE IT	0.9	0.1	2.2	0.3	9.1	0.4	6.2	1.4
FRIENDS	0.3	0.0	0.0	0.1	6.2	1.1	3.2	0.6
BETTER CONDITIONS/EQUIPMENT	0.1	0.0	0.4	0.0	1.1	0.5	1.0	0.4
TREATED FAIRLY	0.0	0.2	0.0	0.1	1.8	1.3	1.0	1.6

TABLE 72. MOST IMPORTANT REASON FOR ENLISTING/EXTENDING ENLISTMENT IN CONSIDERING WHETHER TO ENLIST/EXTEND ENLISTMENT BY PROFICIENCY (CONTINUED)
(IN PERCENT; WEIGHTED TO NATIONAL TOTALS)

SAMPLE N	NON PRIOR SERVICE		VETERANS		ARMY GUARD		TOTAL SAMPLE D	
	POS PROP	NEG PROP	POS PROP	NEG PROP	POS PROP	NEG PROP	POS PROP	NEG PROP
NATIONAL N	690	1214	223	757	834	1101	817	1112
WAR	17.8	19.3	12.1	16.9	2.4	8.3	2.8	9.2
NATIONAL EMERGENCY	3.3	3.3	5.4	5.4	0.0	1.4	0.6	1.5
PERSONAL THREAT	0.7	1.5	3.1	2.4	0.0	0.3	0.1	0.6
PATRIOTISM	6.7	4.9	7.6	4.5	3.4	0.7	2.6	0.9
MORE MONEY	7.7	8.0	23.8	14.7	35.9	23.5	30.0	19.2
COMMISSION/RANK	0.4	0.2	2.2	1.7	0.4	0.5	1.6	3.1
JOB PROMOTION	0.7	0.2	3.1	2.2	10.3	2.9	9.9	3.1
NEW SKILLS	12.3	4.4	3.1	1.6	3.2	0.9	4.4	1.2
BENEFITS	7.2	5.6	11.2	3.7	15.3	11.9	18.3	10.0
OTHER REASON	15.1	13.0	4.0	3.3	6.1	6.3	10.0	6.4
NOTHING	22.3	37.0	16.1	38.3	6.2	31.5	5.4	28.6

AD-A149 167


A STUDY OF ISSUES RELATED TO ACCESSION AND RETENTION OF 2/4
ENLISTED PERSONNEL (U) THOMPSON (J WALTER) CO
WASHINGTON DC NOV 77 DMDC/MRB-TR-77/2-VOL-3

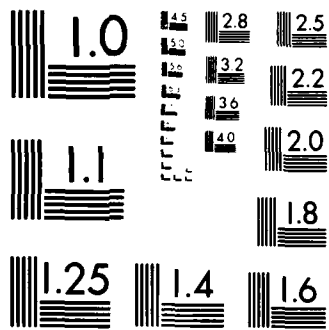
UNCLASSIFIED

M00027-73-A-0013

F/G 5/9

NL





MICROCOPY RESOLUTION TEST CHART
NATIONAL BUREAU OF STANDARDS-1963-A

TABLE 74. LIKELIHOOD OF ENLISTING IN GUARD OR RESERVE IF THE DRAFT WERE REINSTITUTED BY PROPENSITY (IN PERCENT; ADJUSTED TO NATIONAL TOTALS)

SAMPLE #	NON PRIOR SERVICE	
	POS PROP/NEG PROP	
NATIONAL N	400	3214
DEFINITELY ENLIST	10.5	1.7
PROBABLY ENLIST	33.0	14.2
MIGHT ENLIST	24.7	16.1
PROBABLY NOT ENLIST	18.4	31.5
DEFINITELY NOT ENLIST	13.4	36.6
DO NOT KNOW	0.7	0.8
REFUSED	0.0	0.3
MEAN a)	2.91	3.87
VARIANCE	1.46	1.23
STD. DEV.	1.21	1.11

a) 1 = DEFINITELY ENLIST; 5 = DEFINITELY NOT ENLIST

TABLE 7a. LIKELIHOOD OF ENLISTING/EXTENDING IN GUARD OR RESERVE IF THERE WERE A POSSIBILITY OF WAR BY PROPENSITY (IN PERCENT; WEIGHTED TO NATIONAL TOTALS)

SAMPLE #	NOV PRIOR SERVICE		VETERANS		ARMY GUARD		TOTAL SAMPLE D	
	690	1214	223	757	834	1101		817
NATIONAL %	55991	190068	128134	169155	14557	192670		
DEFINITELY ENLIST/EXTEND	21.7	7.0	16.3	5.1	16.5	3.1	18.4	8.1
PROBABLY ENLIST/EXTEND	37.0	25.5	35.3	18.6	31.8	13.7	32.2	18.9
MIGHT ENLIST/EXTEND	21.4	23.1	24.6	20.8	23.9	12.6	21.2	18.7
PROB NOT ENLIST/EXTEND	11.3	21.4	9.8	18.8	12.8	23.8	14.8	21.3
OFF NOT ENLIST/EXTEND	8.7	23.0	11.2	34.4	12.0	44.2	12.0	30.7
DON'T KNOW	1.2	2.1	0.4	1.2	2.5	2.2	0.9	1.7
REFUSED	0.0	0.6	0.0	0.8	0.5	0.4	0.4	0.6
MEAN a)	2.44	3.28	2.60	3.60	2.71	3.95	2.69	3.49
VARIANCE	1.43	1.59	1.48	1.64	1.55	1.43	1.61	1.76
STD. DEV.	1.20	1.26	1.22	1.28	1.25	1.20	1.27	1.33

a) 1 = DEFINITELY ENLIST/EXTEND; 5 = DEFINITELY NOT ENLIST/EXTEND

TABLE 75. LIKELIHOOD OF ENLISTING/EXTENDING ENLISTMENT IN
 GUARD OR RESERVE IF THERE WERE AN ACTUAL WAR BY PROPENSITY
 (IN PERCENT; ROUNDED TO NATIONAL TOTALS)

SAMPLE N	NON PRIOR SERVICE		VETERANS		ARMY GUARD		TOTAL SAMPLE D	
	ENLIST/EXTEND	REFUSED	ENLIST/EXTEND	REFUSED	ENLIST/EXTEND	REFUSED	ENLIST/EXTEND	REFUSED
640	1214	225	757	834	1101	817	1112	
NATIONAL N	55991	19068	128134	169155	141557	192670		
DEFINITELY ENLIST/EXTEND	33.2	17.0	29.9	13.3	24.2	9.9	26.1	15.7
PROBABLY ENLIST/EXTEND	31.6	26.8	33.5	26.1	29.9	19.8	32.4	27.5
MIGHT ENLIST/EXTEND	17.0	20.4	18.3	20.1	19.5	13.7	17.2	16.4
PROM NOT ENLIST/EXTEND	9.7	16.9	8.5	13.3	12.0	17.8	10.4	14.3
OFF NOT ENLIST/EXTEND	8.5	19.0	7.6	24.6	11.8	35.1	11.5	22.5
DON'T KNOW	1.2	2.7	1.4	1.3	2.0	3.1	1.8	2.8
REFUSED	0.1	0.7	0.0	0.9	0.6	0.5	0.6	0.8
MEAN	2.29	2.94	2.24	3.10	2.56	3.50	2.48	3.00
VARIANCE	1.57	1.87	1.46	1.95	1.71	2.01	1.71	2.02
STD. DEV.	1.25	1.37	1.21	1.40	1.31	1.42	1.31	1.42

a) 1 = DEFINITELY ENLIST/EXTEND; 5 = DEFINITELY NOT ENLIST/EXTEND

TABLE 7. EXPERIENCE OF TALKING WITH RECRUITER/CARRIER (COUNSELOR ABOUT ENLISTING/EXTENDING ENLISTMENT BY PROPENSITY (ED PERCENT: WEIGHTED TO NATIONAL TOTALS)

SAMPLE	ED PERCENT				TOTAL SAMPLE
	ARMY GUARD	VETERANS	ARMY GUARD	VETERANS	
NATIONAL	650	1214	223	757	1112
TALKED TO COUNS/REC	37.5	32.5	50.5	55.4	36.6
DID NOT TALK TO COUNS/REC	62.5	67.5	49.2	44.1	63.4
REFUSED	0.0	0.1	0.0	0.1	0.0

... ASSOCIATES FOR RESEARCH IN BEHAVIOR, INC. ...

TABLE 77. INCIDENCE OF TALKING WITH SOMEONE OTHER THAN
 YOURSELF/RECRUITER ABOUT ENLISTING/EXTENDING
 ENLISTMENT BY PROPENSITY
 (IN PERCENT; WEIGHTED TO NATIONAL TOTALS)

SAMPLE N	NO. BY SERVICE				ARMY GUARD	TOTAL SAMPLE D	
	VETERANS	ARMY GUARD	NAVY	AIR FORCE			
TALKED WITH SOMEONE	26.7	14.5	36.6	22.8	52.4	48.3	40.1
DID NOT TALK WITH SOMEONE	73.3	81.5	63.0	76.9	47.6	51.6	59.9
REFUSED	0.0	0.0	0.0	0.0	0.0	0.0	0.0
NATIONAL %	5591	14068	124154	169155	141557	192670	

TABLE 78. PERSON OTHER THAN COUNSELOR/RECRUITER TALKED WITH ABOUT ENLISTING/EXTENDING ENLISTMENT BY PROPENSITY
(IN PERCENT; WEIGHTED TO NATIONAL TOTALS)

SAMPLE N	NON PRIOR SERVICE		VETERANS		ARMY GUARD		TOTAL SAMPLE D	
	POS PROP	NEG PROP	POS PROP	NEG PROP	POS PROP	NEG PROP	POS PROP	NEG PROP
NATIONAL N	179	219	78	168	436	425	386	415
	19584	42182	66986	65296	66880	71905		
FRIEND IN GUARD/RESERVE	64.8	74.9	64.1	65.5	63.8	59.8	62.0	59.7
SOMEONE ELSE IN GUARD/RESERVE	27.9	19.6	46.2	41.7	48.2	56.7	50.2	55.7
PARENTS	20.1	10.0	11.5	5.4	14.2	9.6	20.7	15.1
WIFE/GIRLFRIEND	10.1	5.5	12.8	10.1	39.0	29.6	34.9	32.4
EMPLOYER	3.4	2.3	6.4	4.2	14.2	11.1	10.1	11.1

TABLE 7a. DEGREE OF ENCOURAGEMENT ABOUT EXISTING/EXTENDING
 ENLISTMENT GIVEN BY FRIEND IN GUARD/RESERVE BY PROPENSITY
 (IN PERCENT; WEIGHTED TO NATIONAL TOTALS)

SAMPLE #	NON PRIOR SERVICE			VETERANS			ARMY GUARD			TOTAL SAMPLE #
	116	164	50	110	278	254	236	235		
NATIONAL N	12554	27618	42711	39024	40717					
STRONGLY ENCOURAGED	17.2	17.1	23.0	22.7	37.1	24.4	29.6	24.4		
SOMEWHAT ENCOURAGED	47.4	25.6	39.9	32.6	28.8	16.1	31.0	27.8		
NEITHER	24.1	41.5	25.9	30.4	25.2	31.5	27.5	30.5		
SOMEWHAT DISCOURAGED	7.8	10.4	6.0	5.4	5.0	11.0	5.8	4.7		
STRONGLY DISCOURAGED	3.4	5.5	4.0	7.2	4.0	16.9	4.6	11.1		
DON'T KNOW	0.0	0.0	0.0	0.9	0.0	0.0	1.3	1.2		
REFUSED	0.0	0.0	0.0	0.0	0.0	0.0	0.2	0.4		
MEAN a)	2.33	2.62	2.26	2.41	2.10	2.80	2.23	2.50		
VARIANCE	0.93	1.11	1.03	1.25	1.17	1.88	1.18	1.52		
STD. DEV.	0.96	1.06	1.02	1.12	1.08	1.37	1.08	1.23		

a) 1 = STRONGLY ENCOURAGED; 5 = STRONGLY DISCOURAGED

*** ASSOCIATES FOR RESEARCH IN BEHAVIOR, INC. ***

TABLE A0. EFFECT OF ENCOURAGEMENT ABOUT ENLISTING/EXTENDING ENLISTMENT GIVEN BY SOMEONE ELSE IN GUARD/RES BY PROPENSITY (IN PERCENT; WEIGHTED TO NATIONAL TOTALS)

SAMPLE ID	NCA PRIOR SERVICE			VETVANS			ARMY GUARD			TOTAL SAMPLE D
	50	43	36	70	210	241	190	245		
NATIONAL N	9039	17576	32264	37027	32920	42450				
STRONGLY ENCOURAGED	39.0	27.9	49.4	38.6	52.4	48.5	47.9	47.0		
SOMEWHAT ENCOURAGED	40.0	14.0	16.7	31.4	28.1	27.0	22.8	31.2		
NEITHER	22.0	44.2	30.6	22.9	13.8	15.4	21.8	14.6		
SOMEWHAT DISCOURAGED	2.0	7.0	2.8	5.7	3.8	4.1	4.6	4.2		
STRONGLY DISCOURAGED	2.0	7.0	5.6	1.4	1.9	5.0	2.8	2.7		
DON'T KNOW	0.0	0.0	0.0	0.0	0.0	0.0	0.0	0.0		
REFUSED	0.0	0.0	0.0	0.0	0.0	0.0	0.0	0.4		
MEAN a)	1.98				1.75	1.90	1.91	1.84		
VARIANCE	0.82				0.92	1.24	0.86	1.01		
STD. DEV.	0.91				0.96	1.11	0.93	1.01		

a) 1 = STRONGLY ENCOURAGED; 5 = STRONGLY DISCOURAGED

TABLE A1. DEGREE OF ENCOURAGEMENT ABOUT ENLISTING/RE-enlisting
 (PERCENTAGE GIVEN BY PARENTS BY PROPENSITY
 TO ENLIST; PERCENTAGE ADJUSTED TO NATIONAL TOTALS)

SAMPLE N	NOW PRIOR SERVICE					VETERANS			ARMY GUARD			TOTAL SAMPLE D
	16	22	4	9	62	41	75	68	12994	11782		
STRONGLY ENCOURAGED	16.7	9.1	0.0	22.2	37.1	4.5	26.8	19.8				
SOMEWHAT ENCOURAGED	25.0	22.7	22.2	33.2	17.7	12.2	20.9	15.1				
NEITHER	50.0	45.5	77.5	33.2	35.5	58.5	40.4	44.6				
SOMEWHAT DISCOURAGED	5.6	18.2	0.0	0.0	6.5	12.2	7.5	11.5				
STRONGLY DISCOURAGED	2.8	4.5	0.0	11.1	3.2	12.2	4.5	7.6				
DON'T KNOW	0.0	0.0	0.0	0.0	0.0	0.0	0.0	0.0				
REFUSED	0.0	0.0	0.0	0.0	0.0	0.0	0.0	1.4				
MEAN	2.53	2.86	2.76	2.44	2.21	3.15	2.42	2.72				
VARIANCE	0.86	0.94	0.17	1.36	1.23	0.91	1.20	1.30				
STD. DEV.	0.93	0.97	0.42	1.17	1.11	0.95	1.09	1.14				

a) 1 = STRONGLY ENCOURAGED; 5 = STRONGLY DISCOURAGED

*** ASSOCIATES FOR RESEARCH IN BEHAVIOR, INC. ***

TABLE #2. DEGREE OF ENCOURAGEMENT ABOUT ENLISTING/EXTENDING ENLISTMENT GIVEN BY WIFE/GIRLFRIEND BY FREQUENTENESS (IN PERCENT; WEIGHTED TO NATIONAL TOTALS)

SAMPLE N	NON PRIOR SERVICE				VETERANS				ARMY GUARD				TOTAL SAMPLE D	
	18	12	30	17	170	126	137	139	2511	4268	26118	19358	23737	24084
STRONGLY ENCOURAGED	5.6	8.3	0.0	5.9	15.9	3.2	16.2	0.4	11.1	17.6	13.5	3.2	26.1	3.2
SOMEWHAT ENCOURAGED	44.4	33.3	40.0	52.9	42.9	25.4	40.0	23.4	16.7	20.0	12.4	17.5	9.8	21.2
NEITHER	22.2	33.3	20.0	17.6	14.7	50.8	7.9	51.1	0.0	0.0	0.6	0.0	0.0	0.0
SOMEWHAT DISCOURAGED	0.0	0.0	0.0	0.0	0.0	0.0	0.0	0.0	0.0	0.0	0.0	0.0	0.0	0.0
STRONGLY DISCOURAGED	0.0	0.0	0.0	0.0	0.0	0.0	0.0	0.0	0.0	0.0	0.0	0.0	0.0	0.0
DON'T KNOW	3.39	3.75	3.40	3.11	2.95	4.10	2.67	4.17	1.74	1.36	1.53	1.15	1.21	0.99
REFUSED	1.11	1.17	1.18	1.08	1.24	1.07	1.10	0.99						
MEAN a)														
VARIANCE														
STD. DEV.														

a) 1 = STRONGLY ENCOURAGED; 5 = STRONGLY DISCOURAGED

TABLE 83. DEGREE OF ENCOURAGEMENT ABOUT ENLISTING/EXTENDING ENLISTMENT GIVEN BY EMPLOYER BY PROPENSITY
(IN PERCENT; WEIGHTED TO NATIONAL TOTALS)

SAMPLE N	NO PRIOR SERVICE		VETERANS		ARMY GUARD		TOTAL SAMPLE D	
	POS PROP	NEG PROP	POS PROP	NEG PROP	POS PROP	NEG PROP	POS PROP	NEG PROP
NATIONAL N	6	5	7	5	62	47	45	46
STRONGLY ENCOURAGED	0.0	20.0	0.0	14.3	19.4	4.3	23.4	13.6
SOMEWAT ENCOURAGED	33.3	40.0	20.0	14.3	16.1	2.1	28.5	18.3
NEITHER	66.7	20.0	40.0	57.1	50.0	38.3	42.2	44.4
SOMEWAT DISCOURAGED	0.0	20.0	40.0	0.0	9.7	17.0	5.2	4.3
STRONGLY DISCOURAGED	0.0	0.0	0.0	14.3	4.8	38.3	0.6	15.9
DON'T KNOW	0.0	0.0	0.0	0.0	0.0	0.0	0.0	0.0
REFUSED	0.0	0.0	0.0	0.0	0.0	0.0	0.0	3.5
MEAN a)	2.67	2.40	3.20	2.86	2.64	3.83	2.31	2.90
VARIANCE	0.22	1.04	0.56	1.27	1.10	1.21	0.91	1.20
STANDARD DEVIATION	0.47	1.02	0.75	1.13	1.05	1.10	0.91	1.20

a) 1 = STRONGLY ENCOURAGED; 5 = STRONGLY DISCOURAGED

TABLE 19. USE OF PREADDRESSED COUPON FOR INFORMATION ABOUT GUARD/RESERVE BY PROPENSITY (IN PERCENT; WEIGHTED TO NATIONAL TOTALS)

	NON-PRIOR SERVICE		VETERANS	
SAMPLE N	600	1214	223	757
NATIONAL N	55991		190068	
SENT COUPON	11.3	6.4	20.6	7.2
DID NOT SEND COUPON	88.7	93.3	79.1	91.8
DON'T KNOW	0.0	0.2	0.0	0.7
REFUSED	0.0	0.0	0.0	0.0

*** ASSOCIATES FOR RESEARCH IN BEHAVIOR, INC. ***

TABLE R5.

INCIDENCE OF APPLYING TO JOIN GUARD/RESERVE
IF EXPRESSED INTEREST BY TALKING TO RECRUITER,
SOMEONE ELSE, OR STAMPING COUPON BY PROPENSITY
(IN PERCENT; WEIGHTED TO NATIONAL TOTALS)

SAMPLE N	NON PRIOR SERVICE			VETFRANS		
	368	536	161	507		
NATIONAL N			40424	127298		
APPLIED	6.8	4.7	22.4	8.8		
DID NOT APPLY	93.2	95.0	76.1	90.8		
REFUSED	0.0	0.4	0.6	0.0		

*** ASSOCIATES FOR RESEARCH IN BEHAVIOR, INC. ***

TABLE 86. TAKING OF PHYSICAL OR WRITTEN TESTS FOR GUARD RESERVE BY THOSE WHO APPLIED TO JOIN BY PROPENSITY (BY PERCENT; WEIGHTED TO NATIONAL TOTALS)

VON PRIOR SERVICE

POS PROPENEG PROP

25 25

SAMPLE N

NATIONAL N

TOOK TESTS

64.0 64.0

DID NOT TAKE TESTS

36.0 32.0

REFUSED

0.0 4.0

*** ASSOCIATES FOR RESEARCH IN BEHAVIOR, INC. ***

TABLE 17. RESULTS OF PHYSICAL FOR GUARD/RESERVE ARMOY APPLICANTS WHO TOOK TESTS BY FREQUENCY (IN PERCENTS: "RIGHT" TO NATIONAL TOTALS)

NON-FRIG SERVICE

PROS. PROP. (PROP.)

SAMPLE N 16 16

NATIONAL T.

PASSED PHYSICAL	56.5	43.8
DID NOT PASS PHYSICAL	14.8	31.3
DON'T KNOW	0.0	6.3
REFUSED	25.0	18.8

TABLE 4P. RESULTS OF WRITTEN TESTS FOR GUARD/RESERVE AMONG APPLICANTS WHO TOOK TESTS (100 PERCENT; WEIGHTED TO NATIONAL TOTALS)

SAMPLE #	NON PRIOR SERVICE	
	16	16
NATIONAL #	16	16
PASSED WRITTEN TEST	81.3	75.0
DID NOT PASS WRITTEN TEST	18.8	12.5
REFUSED	0.0	12.5

*** ASSOCIATES FOR RESEARCH IN BEHAVIOR, INC. ***

TABLE 09. REASONS FOR NOT JOINING GUARD/RESERVE AFTER TAKING TESTS BY PROPENSITY (IN PERCENT; WEIGHTED TO NATIONAL TOTALS)

REASON	NON PRIOR SERVICE	
	SAMPLE N	POS PROPENEG PROP
REFLECTED	16	50.0
WAITING FOR SPACE	16	0.0
COULDN'T GET JOB SPLIC	16	0.0
CHANGED MY MIND	16	43.8
JUST TOOK TEST	16	0.0
FRIEND JOINING WITH MOVFD	16	0.0
SCHOOL TOOK PRIORITY	16	6.3
I WAS TOO YOUNG	16	0.0
REFUSED	16	0.0

TABLE 90. ESTIMATED LENGTH OF ENLISTMENT FOR GUARD/RESERVE BY PROPENSITY
 (IN PERCENT; WEIGHTED TO NATIONAL TOTALS)

SAMPLE N	NON PRIOR SERVICE		VETERANS	
	POS PROP	NEG PROP	POS PROP	NEG PROP
690	1214	223	757	
NATIONAL N	55991	190069		
1 YEAR	3.0	3.3	31.4	21.5
2 YEARS	24.6	23.5	19.3	20.9
3 YEARS	15.5	10.5	5.8	6.7
4 YEARS	20.7	17.1	8.1	5.9
5 YEARS	1.2	2.2	0.4	0.1
6 YEARS	11.3	15.7	11.7	19.0
MORE THAN 6 YEARS	1.0	1.4	1.3	0.0
CAN QUIT ANY TIME	0.1	0.1	4.5	2.4
OTHER	1.4	0.4	1.8	0.3
DON'T KNOW	20.9	25.8	14.8	22.9
REFUSED	0.1	0.1	0.9	0.3

TABLE 01. BELIEF THAT PERIOD OF ACTIVE DUTY IS REQUIRED BY PROPENSITY
 (BY PERCENT; WEIGHTED TO NATIONAL TOTALS)

NON PRIOR SERVICE

POS PROP/NEG PROP |

SAMPLE N 690 1214

NATIONAL N

ACTIVE DUTY REQUIRED 62.5 53.1

ACTIVE DUTY NOT REQUIRED 10.9 15.1

DON'T KNOW 26.7 31.8

*** ASSOCIATES FOR RESEARCH IN BEHAVIOR, INC. ***

TABLE 12. ESTIMATED LENGTH OF ACTIVE DUTY REQUIREMENT FOR THOSE WHO BELIEVE THAT A PERIOD OF ACTIVE DUTY IS REQUIRED BY PROPENSITY (IN PERCENT; *FIGURED TO NATIONAL TOTALS)

NATIONAL %	W/ PRIOR SERVICE		NATIONAL %
	W/ PRIOR SERVICE	W/ NO PRIOR SERVICE	
LESS THAN 3 MONTHS	36.4	38.3	36.4
3 MONTHS	0.7	9.8	0.7
6 MONTHS	3.7	4.3	3.7
MORE THAN 6 MONTHS	31.3	30.5	31.3
OTHER	0.0	0.6	0.0
DON'T KNOW	14.8	16.4	14.8
REFUSED	0.0	0.0	0.0

... ASSOCIATES FOR RESEARCH IN BEHAVIOR, INC. ...

TABLE 3. ESTIMATED NUMBER OF WEEKS OF TRAINING REQUIRED
 PER YEAR BY PROFICIENCY
 (PERCENTS WEIGHTED TO NATIONAL TOTALS)

SAMPLE N	NOT PRIOR SERVICE		VETERANS	
	690	1214	223	757
NATIONAL			55001	1900FA
LESS THAN 12	26.0	17.3	11.2	12.0
12 (OR) 13 MONTHS	30.0	45.7	67.3	66.4
MORE THAN 12	16.3	12.4	11.2	10.3
DON'T KNOW	25.7	26.6	6.0	10.3

*** ASSOCIATES FOR RESEARCH IN BEHAVIOR, INC. ***

TABLE 94. PERCEPTION OF REQUIREMENT FOR ANNUAL SUMMER CAMP BY PROPENSITY (IN PERCENT; WEIGHTED TO NATIONAL TOTALS)

SAMPLE N	NON PRIOR SERVICE		VETERANS	
	690	1214	223	757
NATIONAL N	55991		19064	
SUMMER CAMP REQUIRED	63.6	70.3	90.7	86.9
SUMMER CAMP NOT REQUIRED	12.9	8.7	5.6	4.7
DON'T KNOW	23.5	20.8	5.4	8.0
REFUSED	0.0	0.1	0.0	0.0

*** ASSOCIATES FOR RESEARCH IN BEHAVIOR, INC. ***

TABLE 05. ESTIMATED LENGTH OF SUMMER CAMP FOR THOSE WHO SAID SUMMER CAMP IS ACQUIRED BY PROFICIENCY (IN PERCENT; WEIGHTED TO NATIONAL TOTALS)

SAMPLE A	NON PRIOR SERVICE		VETERANS	
	479	454	205	660
NATIONAL N	50469		165713	
LESS THAN 14 DAYS	17.8	15.3	9.4	12.8
14-15 DAYS	48.5	56.2	63.0	79.7
MORE THAN 15 DAYS	21.0	12.3	3.9	3.6
DON'T KNOW	12.5	12.2	2.9	3.5
REFUSED	0.2	0.0	0.0	0.0

... ASSOCIATES FOR RESEARCH IN BEHAVIOR, INC. ...

TABLE 25. CURRENT GRADE IN GUARD/RESERVE BY PROPENSITY
(IN PERCENT; WEIGHTED TO NATIONAL TOTALS)

SAMPLE N	ARMY GUARD		TOTAL SAMPLE D	
	834	1101	817	1112
NATIONAL N	128134	169155	141557	192670
E-1	0.1	0.2	0.0	0.2
E-2	0.2	1.5	1.0	2.0
E-3	1.6	4.0	6.6	12.9
E-4	42.7	50.7	40.5	40.4
E-5	46.2	39.5	43.9	36.9
E-6	8.4	3.5	7.1	6.3
E-7	0.1	0.1	0.5	0.5
UN DETERMINED	0.7	0.6	0.4	0.9

*** ASSOCIATES FOR RESEARCH IN BEHAVIOR, INC. ***

TABLE 97. MOS IN ARMY GUARD BY PROPENSITY
(NOT WEIGHTED)

MOS	POS PROP		NEG PROP		MOS	POS PROP		NEG PROP		MOS	POS PROP		NEG PROP	
	FREQ	PCT	FREQ	PCT		FREQ	PCT	FREQ	PCT		FREQ	PCT	FREQ	PCT
000G	2	0.2	2	0.2	013N	0	0.0	1	0.1	032B	2	0.2	0	0.0
001R	2	0.2	0	0.0	013Z	1	0.1	0	0.0	032C	0	0.0	1	0.1
001H	0	0.0	2	0.2	014F	0	0.0	1	0.1	032D	0	0.0	0	0.0
002B	1	0.1	0	0.0	014R	0	0.0	1	0.1	032H	1	0.1	1	0.1
002E	0	0.0	1	0.1	015B	0	0.0	2	0.2	034C	0	0.0	1	0.1
005B	0	0.0	1	0.1	015E	0	0.0	1	0.1	034K	0	0.0	1	0.1
005C	2	0.2	3	0.3	015F	1	0.1	1	0.1	035B	0	0.0	1	0.1
005E	1	0.1	1	0.1	016R	1	0.1	2	0.2	035J	0	0.0	1	0.1
005F	4	0.5	1	0.1	016C	1	0.1	2	0.2	035K	0	0.0	2	0.2
005P	0	0.0	1	0.1	016E	0	0.0	1	0.1	035N	1	0.1	0	0.0
005S	1	0.1	0	0.0	016F	2	0.2	9	0.8	036B	0	0.0	2	0.2
010R	1	0.1	1	0.1	016H	0	0.0	1	0.1	036C	15	1.8	7	0.6
010E	1	0.1	0	0.0	016J	0	0.0	1	0.1	036E	0	0.0	1	0.1
010K	1	0.1	0	0.0	016K	0	0.0	1	0.1	036G	3	0.4	0	0.0
011A	1	0.1	1	0.1	016L	0	0.0	1	0.1	036H	1	0.1	0	0.0
011B	77	9.2	126	11.4	016P	1	0.1	0	0.0	036J	0	0.0	1	0.1
011C	17	2.0	36	3.3	017B	1	0.1	1	0.1	036K	26	3.1	24	2.2
011D	11	1.3	13	1.2	017E	0	0.0	1	0.1	036Q	0	0.0	0	0.0
011E	26	3.1	30	2.7	017K	3	0.4	5	0.5	036T	1	0.1	0	0.0
011F	1	0.1	1	0.1	017Z	0	0.0	1	0.1	037B	1	0.1	3	0.3
011G	0	0.0	1	0.1	020C	0	0.0	2	0.2	040C	1	0.1	0	0.0
011H	0	0.0	7	0.6	021A	1	0.1	0	0.0	041C	0	0.0	1	0.1
011P	0	0.0	1	0.1	021B	1	0.1	0	0.0	042D	0	0.0	1	0.1
011R	1	0.1	0	0.0	022B	0	0.0	1	0.1	042E	1	0.1	0	0.0
011W	0	0.0	1	0.1	026B	1	0.1	0	0.0	042T	1	0.1	0	0.0
011Y	0	0.0	1	0.1	026C	1	0.1	1	0.1	043K	0	0.0	1	0.1
012A	2	0.2	2	0.2	026L	1	0.1	0	0.0	044B	1	0.1	0	0.0
012B	31	3.7	42	3.8	030B	1	0.1	1	0.1	044C	6	0.7	5	0.5
012C	3	0.4	8	0.7	030Y	0	0.0	1	0.1	044E	3	0.4	3	0.3
012D	1	0.1	2	0.2	031B	3	0.4	10	0.9	045B	2	0.2	1	0.1
012E	4	0.5	3	0.3	031E	4	0.5	5	0.5	045K	1	0.1	2	0.2
012F	0	0.0	1	0.1	031G	4	0.5	1	0.1	045M	1	0.1	1	0.1
013A	9	1.1	17	1.5	031L	1	0.1	0	0.0	045T	0	0.0	1	0.1
013B	38	4.6	38	3.5	031M	5	0.6	12	1.1	045Z	0	0.0	1	0.1
013E	9	1.1	15	1.4	031N	3	0.4	1	0.1	047C	0	0.0	1	0.1
013F	0	0.0	2	0.2	031S	0	0.0	1	0.1	051A	1	0.1	3	0.3

TABLE 97. MOS IN ARMY CHIEF BY PROPENSITY (CONTINUED)

(NOT WEIGHTED)

MOS	POS PROP		MTC PROP		MOS	POS PROP		MTC PROP		MOS	POS PROP		MTC PROP	
	FREQ	PCT	FREQ	PCT		FREQ	PCT	FREQ	PCT		FREQ	PCT	FREQ	PCT
051R	2	0.2	3	0.3	063A	1	0.1	2	0.2	071P	2	0.2	1	0.1
051H	1	0.1	2	0.2	063B	46	5.5	57	5.2	071R	0	0.0	1	0.1
051K	1	0.1	1	0.1	063C	19	2.3	11	1.0	071T	1	0.0	1	0.1
051L	1	0.1	1	0.1	063D	3	0.4	1	0.1	071Z	0	0.0	1	0.1
051N	1	0.1	2	0.2	063F	3	0.4	1	0.1	072B	1	0.1	7	0.6
051P	0	0.0	1	0.1	063G	3	0.4	5	0.5	072C	7	0.2	7	0.6
051R	3	0.4	3	0.3	063H	8	1.0	13	1.2	072D	0	0.0	1	0.1
051B	5	0.6	10	0.9	063J	1	0.1	1	0.1	072E	5	0.6	4	0.4
052C	0	0.0	1	0.1	063K	3	0.4	2	0.2	073C	4	0.5	8	0.7
052D	1	0.1	0	0.0	064B	3	0.4	1	0.1	073D	0	0.0	1	0.1
052J	1	0.1	0	0.0	064C	27	3.2	51	4.6	074B	0	0.0	1	0.1
053A	0	0.0	1	0.1	064G	1	0.1	0	0.0	074D	0	0.0	0	0.0
053H	0	0.0	1	0.1	064K	1	0.1	0	0.0	074E	0	0.0	0	0.1
053K	1	0.1	0	0.0	066P	1	0.1	0	0.0	074F	1	0.1	0	0.0
054D	0	0.0	1	0.1	067B	0	0.0	2	0.2	074V	0	0.0	1	0.1
054E	1	0.1	0	0.0	067G	1	0.1	0	0.0	075R	6	0.7	11	1.0
054H	1	0.1	0	0.0	067H	1	0.1	0	0.0	075C	4	0.5	7	0.6
055B	2	0.2	2	0.2	067J	0	0.0	1	0.1	075D	2	0.2	4	0.4
055E	1	0.1	0	0.0	067N	4	0.5	2	0.2	075H	1	0.1	0	0.0
055Z	1	0.1	0	0.0	067V	2	0.2	0	0.0	075Q	0	0.0	1	0.1
057E	0	0.0	1	0.1	067W	1	0.1	0	0.0	075Y	1	0.1	0	0.0
057H	1	0.1	0	0.0	067X	0	0.0	1	0.1	076A	1	0.1	0	0.1
060C	0	0.0	1	0.1	068B	0	0.0	2	0.2	076B	1	0.1	5	0.5
061T	0	0.0	1	0.1	068G	1	0.1	0	0.0	076C	0	0.0	1	0.1
061Z	0	0.0	1	0.1	068H	0	0.0	1	0.1	076D	3	0.4	0	0.0
062B	16	1.9	11	1.0	071B	14	1.7	23	2.1	076E	2	0.2	0	0.0
062D	2	0.2	1	0.1	071C	0	0.0	2	0.2	076F	0	0.0	1	0.1
062E	6	0.7	3	0.3	071D	2	0.2	3	0.3	076N	7	0.8	2	0.2
062F	1	0.1	5	0.5	071E	0	0.0	1	0.1	076P	9	1.1	6	0.5
062G	1	0.1	3	0.3	071F	1	0.1	1	0.1	076S	0	0.0	4	0.4
062H	0	0.0	1	0.1	071G	0	0.0	1	0.1	076T	1	0.1	3	0.3
062J	0	0.0	1	0.1	071H	5	0.6	4	0.4	076U	0	0.0	2	0.2
062K	0	0.0	3	0.3	071I	1	0.1	2	0.2	076V	1	0.1	2	0.2
062L	2	0.2	2	0.2	071M	1	0.1	3	0.3	076W	5	0.6	2	0.2
062M	2	0.2	7	0.6	071N	1	0.1	1	0.1	076X	1	0.1	1	0.1

TABLE 97. MYS IN ARMY CHARGED BY PROMINENCY (CONTINUED)

(NOT MATCHED)

MYS	POG PROP		MYS PROP	
	FREQ	PCT	FREQ	PCT
076Y	33	4.0	19	1.7
076Z	0	0.0	1	0.1
077V	1	0.1	0	0.0
081A	1	0.1	0	0.0
081R	1	0.1	0	0.0
081C	1	0.1	0	0.0
081M	0	0.0	0	0.0
081R	0	0.0	3	0.3
082C	4	0.5	6	0.5
082Z	1	0.1	0	0.0
090B	0	0.0	1	0.1
090C	1	0.1	0	0.0
091A	0	0.0	4	0.4
091B	26	3.1	35	3.2
091C	4	0.5	2	0.2
091E	1	0.1	1	0.1
091P	0	0.0	2	0.2
091Q	0	0.0	1	0.1
092B	1	0.1	2	0.2
092D	1	0.1	0	0.0
093B	1	0.1	1	0.1
093E	1	0.1	0	0.0
093F	1	0.1	2	0.2
094A	0	0.0	1	0.1
094B	52	6.2	43	3.9
094F	0	0.0	1	0.1
094P	1	0.1	0	0.0
095B	23	2.8	54	4.9
095E	0	0.0	0	0.1
096B	1	0.1	0	0.0
098A	2	0.2	0	0.0
Communications	4	0.5	3	0.3
Mechanics	6	0.7	7	0.6
Don't Know	36	4.3	59	5.4
Refused	4	0.5	1	0.1

TABLE 97A. AFSC IN AIR NATIONAL GUARD BY PROPENSITY
(NOT WEIGHTED)

AFSC	POS PROP FREQ	PCT	MEG PROP FREQ	PCT	AFSC	POS PROP FREQ	PCT	NEG PROP FREQ	PCT	AFSC	POS PROP FREQ	PCT	NEG PROP FREQ	PCT
0052	1	0.6	0	0.0	0443	1	0.6	0	0.0	0737	1	0.6	3	1.3
0100	1	0.6	1	0.4	0511	1	0.6	0	0.0	0741	1	0.6	1	0.4
0114	4	2.5	0	0.0	0517	0	0.0	1	0.4	0751	1	0.6	1	0.4
0115	0	0.0	1	0.4	0531	3	1.8	0	0.0	0791	0	0.0	1	0.4
0117	1	0.6	1	0.4	0532	1	0.6	2	0.9	0811	7	4.3	4	1.8
0131	0	0.0	1	0.4	0533	0	0.0	1	0.4	0901	2	1.2	0	0.0
0228	0	0.0	1	0.4	0534	1	0.6	0	0.0	0902	9	5.5	18	8.1
0231	1	0.6	1	0.4	0535	1	0.6	2	0.9	0903	0	0.0	2	0.9
0255	1	0.6	0	0.0	0542	0	0.0	4	1.8	0904	2	1.2	0	0.0
0271	0	0.0	2	0.9	0543	0	0.0	3	1.3	0905	1	0.6	1	0.4
0276	1	0.6	2	0.9	0545	1	0.6	0	0.0	0906	5	3.1	4	1.8
0291	2	1.2	3	1.3	0546	0	0.0	1	0.4	0908	0	0.0	2	0.9
0293	1	0.6	2	0.9	0547	2	1.2	1	0.4	0914	0	0.0	1	0.4
0297	0	0.0	1	0.4	0551	4	2.5	4	1.8	0915	1	0.6	0	0.0
0315	0	0.0	1	0.4	0552	5	3.1	8	3.6	0917	0	0.0	1	0.4
0317	0	0.0	1	0.4	0553	1	0.6	0	0.0	0920	0	0.0	1	0.4
0325	1	0.6	2	0.9	0571	9	5.5	7	3.1	0922	0	0.0	2	0.9
0328	5	3.1	5	2.2	0581	1	0.6	0	0.0	0923	1	0.6	0	0.0
0341	1	0.6	0	0.0	0601	0	0.0	1	0.4	0981	0	0.0	1	0.4
0356	0	0.0	1	0.4	0602	0	0.0	1	0.4	Don't know	0	0.0	1	0.4
0362	1	0.6	1	0.4	0603	1	0.6	0	0.0	Refused	6	3.7	8	3.6
0403	1	0.6	0	0.0	0605	26	16.0	48	21.5		0	0.0	1	0.4
0404	1	0.6	1	0.4	0606	1	0.6	0	0.0		0	0.0		
0411	0	0.0	1	0.4	0607	1	0.6	2	0.9		0	0.0		
0415	0	0.0	1	0.4	0622	1	0.6	1	0.4		0	0.0		
0420	1	0.6	0	0.0	0625	0	0.0	1	0.4		0	0.0		
0421	5	3.1	4	1.8	0631	1	0.6	1	0.4		0	0.0		
0423	4	2.5	5	2.2	0635	0	0.0	1	0.4		0	0.0		
0426	1	0.6	0	0.0	0645	1	0.6	5	2.2		0	0.0		
0431	9	5.5	9	4.0	0647	3	1.8	2	0.9		0	0.0		
0432	1	0.6	3	1.3	0650	1	0.6	0	0.0		0	0.0		
0435	0	0.0	1	0.4	0671	0	0.0	2	0.9		0	0.0		
0441	1	0.6	0	0.0	0701	0	0.0	1	0.4		0	0.0		
0461	1	0.6	0	0.0	0702	10	6.1	11	4.9		0	0.0		
0462	1	0.6	7	3.1	0703	1	0.6	0	0.0		0	0.0		
0472	0	0.0	1	0.4	0720	1	0.6	0	0.0		0	0.0		

TABLE 97B. MOS IN ARMY RESERVE, BY PROPENSITY
(NOT WEIGHTED)

MOS	POS. PROP. FREQ PCT	MIG. PROP. FREQ PCT	MOS	POS. PROP. FREQ PCT	MIG. PROP. FREQ PCT	MOS	POS. PROP. FREQ PCT	MOS	MIG. PROP. FREQ PCT	POS. PROP. FREQ PCT	NEG. PROP. FREQ PCT	
0100	0	0.0	0373	0	0.0	0553	1	0.6	1	0.6	1	0.4
0143	0	0.0	0374	0	0.0	0563	1	0.4	1	0.6	0	0.0
0155	0	0.0	0413	1	0.6	0565	1	0.6	0	0.0	0	0.0
0170	0	0.0	0421	4	2.4	0566	0	0.0	1	0.4	1	0.4
0204	1	0.6	0422	0	0.0	0571	3	1.8	1	0.4	4	1.8
0215	1	0.6	0423	1	0.6	0603	3	1.8	1	0.4	4	1.8
0219	0	0.0	0424	1	0.6	0605	2	1.2	1	0.4	1	0.4
0223	0	0.0	0431	11	6.5	0607	1	0.6	1	0.6	1	0.4
0231	2	1.2	0432	3	1.8	0611	0	0.0	1	0.4	1	0.4
0233	1	0.6	0433	0	0.0	0613	1	0.6	1	0.6	0	0.0
0234	0	0.0	0451	0	0.0	0622	2	1.2	1	0.6	4	1.8
0242	1	0.6	0452	0	0.0	0631	5	2.9	1	0.6	4	1.8
0250	0	0.0	0461	4	2.4	0633	1	0.6	3	1.8	2	0.9
0252	0	0.0	0462	4	2.4	0645	10	5.9	6	2.7	10	4.5
0256	0	0.0	0463	1	0.6	0647	4	2.4	0	0.0	3	1.3
0261	1	0.6	0465	0	0.0	0657	0	0.0	1	0.4	1	0.4
0271	2	1.2	0471	1	0.6	0671	1	0.6	1	0.6	3	1.3
0274	1	0.6	0472	2	1.2	0672	2	1.2	0	0.0	0	0.0
0276	2	1.2	0473	5	2.9	0691	1	0.6	6	2.7	0	0.0
0291	8	4.7	0476	1	0.6	0691	11	6.5	0	0.0	1	0.4
0293	0	0.0	0477	0	0.0	0702	11	6.5	0	0.0	16	7.2
0295	0	0.0	0493	0	0.0	0703	0	0.0	1	0.4	1	0.4
0303	1	0.6	0500	1	0.6	0721	0	0.0	0	0.0	1	0.4
0304	5	2.9	0511	1	0.6	0732	7	4.1	1	0.4	1	0.4
0305	0	0.0	0517	1	0.6	0743	1	0.6	1	0.6	0	0.0
0306	0	0.0	0523	1	0.6	0751	0	0.0	0	0.0	1	0.4
0307	1	0.6	0531	0	0.0	0752	0	0.0	3	1.3	1	0.4
0322	1	0.6	0532	0	0.0	0757	0	0.0	2	0.9	1	0.4
0324	1	0.6	0534	0	0.0	0811	5	2.9	1	0.4	6	2.7
0325	1	0.6	0535	0	0.0	0812	2	1.2	1	0.4	1	0.4
0328	3	1.8	0536	1	0.6	0871	2	1.2	0	0.0	2	0.9
0329	1	0.6	0542	1	0.6	0902	1	0.6	6	2.7	2	0.9
0335	0	0.0	0543	0	0.0	0903	0	0.0	1	0.4	1	0.4
0340	0	0.0	0545	4	2.4	0904	0	0.0	0	0.0	2	0.9
0360	1	0.6	0546	0	0.0	0922	1	0.6	1	0.4	0	0.0
0361	3	1.8	0551	5	2.9	0981	0	0.0	5	2.2	1	0.4
0362	2	1.2	0552	2	1.2	Don't know Refused	4	2.4	10	4.5	17	7.6
							1	0.6			0	0.0

TABLE 97C. SPECIALTY RATING IN NAVY RESERVE BY PROMINENCY
(NOT WEIGHTED)

SR	POS PROP FREQ	PCT	NEG PROP FREQ	PCT	SR	POS PROP FREQ	PCT	NEG PROP FREQ	PCT	SR	POS PROP FREQ	PCT	NEG PROP FREQ	PCT
000F	1	0.5	1	0.5	051B	1	0.6	1	0.5	071L	5	2.9	6	2.7
001E	0	0.0	1	0.5	051F	1	0.6	0	0.0	071M	0	0.0	7	3.2
002B	1	0.6	0	0.0	051K	0	0.0	1	0.5	071N	0	0.0	2	0.9
002L	1	0.6	0	0.0	051N	0	0.0	1	0.5	071Q	0	0.0	1	0.5
005B	1	0.6	1	0.5	052H	2	1.1	2	0.9	071Y	0	0.0	1	0.5
005C	1	0.6	3	1.4	053B	0	0.0	3	1.4	072B	1	0.6	4	1.8
005F	1	0.6	0	0.0	053H	1	0.6	0	0.0	072E	1	0.6	0	0.0
011B	7	4.0	5	2.3	054C	1	0.6	2	0.9	072Y	0	0.0	1	0.5
011C	1	0.6	1	0.5	054D	0	0.0	1	0.5	073B	0	0.0	1	0.5
011D	0	0.0	1	0.5	055B	1	0.6	1	0.5	073C	3	1.7	4	1.8
011E	2	1.1	1	0.5	055L	0	0.0	1	0.5	073D	0	0.0	1	0.5
011F	0	0.0	1	0.5	056H	0	0.0	1	0.5	074D	1	0.6	0	0.0
011G	2	1.1	1	0.5	057H	0	0.0	1	0.5	074G	1	0.6	0	0.0
011H	1	0.6	0	0.0	061D	0	0.0	1	0.5	075B	4	2.3	5	2.3
012B	3	1.7	5	2.3	061L	0	0.0	1	0.5	075C	3	1.7	3	1.4
012E	1	0.6	1	0.5	061R	0	0.0	1	0.5	075D	4	2.3	4	1.8
013A	0	0.0	1	0.5	062B	2	1.1	2	0.9	075E	0	0.0	1	0.5
013B	1	0.6	0	0.0	062E	3	1.7	0	0.0	075G	1	0.6	0	0.0
013E	2	1.1	0	0.0	062F	0	0.0	1	0.5	075J	1	0.6	0	0.0
013F	1	0.6	0	0.0	062J	1	0.6	0	0.0	076A	0	0.0	1	0.5
013L	0	0.0	1	0.5	062K	1	0.6	1	0.5	076B	0	0.0	1	0.5
031B	1	0.6	1	0.5	062L	1	0.6	1	0.5	076D	0	0.0	1	0.5
031M	1	0.6	0	0.0	062M	1	0.6	0	0.0	076E	1	0.6	0	0.0
031N	0	0.0	1	0.5	063B	14	8.0	9	4.1	076J	0	0.0	1	0.5
031S	0	0.0	1	0.5	063D	0	0.0	2	0.9	076M	1	0.6	0	0.0
034D	1	0.6	0	0.0	063F	0	0.0	1	0.5	076N	0	0.0	1	0.5
035G	1	0.6	0	0.0	063G	0	0.0	2	0.9	076P	3	1.7	2	0.9
035M	0	0.0	1	0.5	063H	2	1.1	2	0.9	076Q	1	0.6	1	0.5
036C	1	0.6	0	0.0	064B	0	0.0	1	0.5	076U	0	0.0	1	0.5
036K	4	2.3	1	0.5	064C	4	2.3	12	5.4	076V	1	0.6	0	0.0
040B	1	0.6	0	0.0	070B	0	0.0	1	0.5	076W	1	0.6	1	0.5
042D	0	0.0	1	0.5	071B	7	4.0	15	6.8	076X	1	0.6	0	0.0
043C	1	0.6	0	0.0	071C	0	0.0	1	0.5	076Y	12	6.9	7	3.2
044S	0	0.0	1	0.5	071D	1	0.6	0	0.0	076Z	0	0.0	1	0.5
048C	1	0.6	0	0.0	071F	2	1.1	1	0.5	077D	1	0.6	0	0.0
051A	0	0.0	1	0.5	071J	1	0.6	4	1.8	077Y	1	0.6	0	0.0

TABLE 97C. SPECIALTY IN NAVY RESERVE BY PROFICIENCY (CONTINUED)
(NOT WEIGHTED)

SR	POS. PROF.		NEG. PROF.	
	FREQ	AVT	FREQ	AVT
082B	0	0.0	1	0.5
087C	0	0.0	1	0.5
081F	1	0.6	0	0.0
091B	4	2.3	9	4.1
091C	2	1.1	1	0.5
091E	0	0.0	2	0.9
091F	0	0.0	1	0.5
091J	1	0.6	0	0.0
091P	1	0.6	2	0.9
091Q	0	0.0	2	0.9
091T	0	0.0	2	0.9
092B	2	1.1	0	0.0
092D	1	0.6	0	0.0
093R	1	0.6	0	0.0
094B	7	4.0	13	5.9
094C	0	0.0	1	0.5
094F	1	0.6	0	0.0
095B	6	3.4	6	2.7
096B	1	0.6	0	0.0
096C	1	0.6	0	0.0
098B	0	0.0	1	0.5
Communications	0	0.0	1	0.5
Mechanics	0	0.0	1	0.5
Don't Know	12	6.9	11	5.0

TABLE 97D. MOS IN MARINE RESERVE BY PROPENSITY

(NOT WEIGHTED)

MOS	POS PROP FREQ	PCT	NEG PROP FREQ	PCT	MOS	POS PROP FREQ	PCT	MIX PROP FREQ	PCT	MOS	POS PROP FREQ	PCT	NEG PROP FREQ	PCT
OADJ	2	1.4	1	0.4	OOAN	0	0.0	2	0.8	OOIM	0	0.0	1	0.4
OALF	1	0.7	0	0.0	OOAO	1	0.7	3	1.2	OOIS	1	0.7	1	0.4
OAME	0	0.0	1	0.4	OOAQ	1	0.7	2	0.8	OOOD	0	0.0	1	0.4
OAMF	1	0.7	2	0.8	OOAS	0	0.0	2	0.8	OOOF	0	0.0	1	0.4
OAMH	2	1.4	0	0.0	OOAT	5	3.5	8	3.3	OOOM	2	1.4	5	2.0
OAMS	3	2.1	3	1.2	OOAW	2	1.4	1	0.4	OOOS	3	2.1	2	0.8
OACA	0	0.0	1	0.4	OOAZ	0	0.0	5	2.0	OOAC	1	0.7	0	0.0
OASH	1	0.7	0	0.0	OOAO	0	0.0	1	0.4	OOAS	1	0.7	2	0.8
OABT	0	0.0	1	0.4	OOAR	0	0.0	1	0.4	OOAT	1	0.7	8	3.3
OBUC	0	0.0	1	0.4	OOBK	0	0.0	1	0.4	OOBH	1	0.7	1	0.4
OBTM	0	0.0	1	0.4	OOBL	2	1.4	4	1.6	OOPL	0	0.0	1	0.4
OCTM	0	0.0	1	0.4	OOBT	1	0.7	2	0.8	OOPL	6	4.3	4	1.6
OCTO	0	0.0	2	0.8	OOBU	4	2.8	12	4.9	OOPL	1	0.7	0	0.0
OCTR	2	1.4	2	0.8	OOCB	2	1.4	0	0.0	OOPL	1	0.7	0	0.0
OCTT	2	1.4	3	1.2	OOCE	1	0.7	3	1.2	OOPL	4	2.8	5	2.0
OEMH	0	0.0	1	0.4	OOCH	3	2.1	4	1.6	OOPL	5	3.5	7	2.9
OEOC	0	0.0	2	0.8	OOCT	0	0.0	4	1.6	OOPL	1	0.7	0	0.0
OETR	0	0.0	1	0.4	OOCT	0	0.0	1	0.4	OOPL	1	0.7	0	0.0
OETN	0	0.0	1	0.4	OOCT	0	0.0	1	0.4	OOPL	1	0.7	3	1.2
OETR	1	0.7	0	0.0	OOCT	1	0.7	2	0.8	OOPL	3	2.1	5	2.0
OFTG	2	1.4	1	0.4	OOCT	1	0.7	0	0.0	OOPL	0	0.0	2	0.8
OFTM	0	0.0	1	0.4	OOCT	1	0.7	0	0.0	OOPL	2	1.4	2	0.8
OCMG	1	0.7	1	0.4	OOCT	1	0.7	1	0.4	OOPL	3	2.1	1	0.4
OICF	0	0.0	1	0.4	OOCT	0	0.0	1	0.4	OOPL	8	5.7	12	4.9
OMSS	0	0.0	1	0.4	OOCT	3	2.1	2	0.8	OOPL	1	0.7	0	0.0
OPEN	0	0.0	1	0.4	OOCT	1	0.7	4	1.6	OOPL	1	0.7	5	2.0
OPNS	0	0.0	1	0.4	OOCT	3	2.1	6	2.5	OOPL	1	0.7	0	0.0
OSMD	1	0.7	0	0.0	OOCT	3	2.1	4	1.6	OOPL	1	0.7	0	0.0
OSTG	0	0.0	2	0.8	OOCT	3	2.1	1	0.4	OOPL	1	0.7	0	0.0
OYMC	0	0.0	1	0.4	OOCT	0	0.0	1	0.4	OOPL	0	0.0	1	0.4
OOAA	0	0.0	1	0.4	OOCT	0	0.0	2	0.8	OOPL	0	0.0	1	0.4
OOAB	1	0.7	0	0.0	OOCT	1	0.7	1	0.4	OOPL	0	0.0	2	0.8
OOAC	1	0.7	1	0.4	OOCT	1	0.7	2	0.8	OOPL	1	0.7	0	0.0
OOAD	0	0.0	2	0.8	OOCT	0	0.0	15	6.1	OOPL	4	2.8	16	6.6
OOAE	1	0.7	1	0.4	OOCT	7	5.0	2	0.8	OOPL	1	0.7	0	0.0
OOAG	1	0.7	3	1.2	OOCT	1	0.7	6	2.5	OOPL	2	1.4	0	0.0
OOAK	3	2.1	4	1.6	OOCT	2	1.4	2	0.8	OOPL	2	1.4	2	0.8
OOAM	1	0.7	2	0.8	OOCT	1	0.7	3	1.2	OOPL	2	1.4	2	0.8

Don't Know
9523
Refused

TABLE 97E. AFSC IN AIR FORCE RESERVE BY PROPENSITY

(NOT WEIGHTED)

AFSC	POS PROP FREQ	PCT	M/C PROP FREQ	PCT	AFSC	POS PROP FREQ	PCT	M/C PROP FREQ	PCT	AFSC	POS PROP FREQ	PCT	M/C PROP FREQ	PCT	AFSC	POS PROP FREQ	PCT	M/C PROP FREQ	PCT	AFSC	POS PROP FREQ	PCT	M/C PROP FREQ	PCT
0121	1	0.6	2	1.0	2111	1	0.6	5	2.5	3533	1	0.6	0	0.0	3533	0	0.0	0	0.0	3533	1	0.6	0	0.0
0131	0	0.0	1	0.5	2101	1	0.6	0	0.0	3535	1	0.6	1	0.5	3535	1	0.6	1	0.5	3535	1	0.6	1	0.5
0151	4	2.4	11	5.5	2100	3	1.8	1	0.5	3537	2	1.2	1	0.5	3537	2	1.2	1	0.5	3537	2	1.2	1	0.5
0161	1	0.6	0	0.0	2161	1	0.6	0	0.0	3551	0	0.0	0	0.0	3551	0	0.0	0	0.0	3551	0	0.0	0	0.0
0162	1	0.6	0	0.0	2171	0	0.0	1	0.5	4063	0	0.0	1	0.5	4063	0	0.0	1	0.5	4063	0	0.0	1	0.5
0182	1	0.6	0	0.0	2300	1	0.6	0	0.0	4600	0	0.0	0	0.0	4600	0	0.0	0	0.0	4600	0	0.0	1	0.5
0231	1	0.6	0	0.0	2311	1	0.6	0	0.0	5011	0	0.0	0	0.0	5011	0	0.0	0	0.0	5011	0	0.0	1	0.5
0241	0	0.0	2	1.0	2500	1	0.6	4	2.0	5800	0	0.0	4	2.0	5800	0	0.0	4	2.0	5800	0	0.0	1	0.5
0251	0	0.0	1	0.5	2511	4	2.4	6	3.0	5811	3	1.8	3	1.5	5811	3	1.8	3	1.5	5811	3	1.8	4	2.0
0300	0	0.0	3	1.5	2531	13	7.7	13	6.5	6011	0	0.0	0	0.0	6011	0	0.0	0	0.0	6011	0	0.0	1	0.5
0311	20	11.9	35	17.4	2532	1	0.6	0	0.0	6022	1	0.6	0	0.0	6022	1	0.6	0	0.0	6022	1	0.6	0	0.0
0331	1	0.6	1	0.5	2537	1	0.6	0	0.0	6041	0	0.0	0	0.0	6041	0	0.0	0	0.0	6041	0	0.0	2	1.0
0341	2	1.2	3	1.5	2542	1	0.6	1	0.5	6042	1	0.6	1	0.5	6042	1	0.6	1	0.5	6042	1	0.6	0	0.0
0351	2	1.2	3	1.5	2621	1	0.6	0	0.0	6056	1	0.6	0	0.0	6056	1	0.6	0	0.0	6056	1	0.6	0	0.0
0369	1	0.6	0	0.0	2828	0	0.0	0	0.0	6061	0	0.0	0	0.0	6061	0	0.0	0	0.0	6061	0	0.0	1	0.5
0800	1	0.6	0	0.0	2841	1	0.6	2	1.0	6064	0	0.0	2	1.0	6064	0	0.0	2	1.0	6064	0	0.0	1	0.5
0811	1	0.6	3	1.5	2851	1	0.6	1	0.5	6082	0	0.0	1	0.5	6082	0	0.0	1	0.5	6082	0	0.0	1	0.5
0844	2	1.2	3	1.5	3041	2	1.2	2	1.0	6100	1	0.6	2	1.0	6100	1	0.6	2	1.0	6100	1	0.6	0	0.0
0846	1	0.6	0	0.0	3051	5	3.0	5	2.5	6113	1	0.6	5	2.5	6113	1	0.6	5	2.5	6113	1	0.6	1	0.5
0849	0	0.0	1	0.5	3052	1	0.6	0	0.0	6114	1	0.6	0	0.0	6114	1	0.6	0	0.0	6114	1	0.6	1	0.5
0851	1	0.6	0	0.0	3061	0	0.0	1	0.5	6311	0	0.0	1	0.5	6311	0	0.0	1	0.5	6311	0	0.0	1	0.5
1000	0	0.0	1	0.5	3072	2	1.2	0	0.0	6531	0	0.0	0	0.0	6531	0	0.0	0	0.0	6531	0	0.0	1	0.5
1121	1	0.6	0	0.0	3100	0	0.0	0	0.0	6541	1	0.6	1	0.5	6541	1	0.6	1	0.5	6541	1	0.6	0	0.0
1141	0	0.0	1	0.5	3111	1	0.6	1	0.5	6611	1	0.6	2	1.0	6611	1	0.6	2	1.0	6611	1	0.6	0	0.0
1300	1	0.6	1	0.5	3141	1	0.6	1	0.5	6631	0	0.0	0	0.0	6631	0	0.0	0	0.0	6631	0	0.0	1	0.5
1316	1	0.6	0	0.0	3211	1	0.6	0	0.0	6638	0	0.0	0	0.0	6638	0	0.0	0	0.0	6638	0	0.0	1	0.5
1331	1	0.6	0	0.0	3286	1	0.6	1	0.5	7200	0	0.0	0	0.0	7200	0	0.0	0	0.0	7200	0	0.0	1	0.5
1341	0	0.0	2	1.0	3300	0	0.0	0	0.0	8711	0	0.0	1	0.5	8711	0	0.0	1	0.5	8711	0	0.0	1	0.5
1345	2	1.2	1	0.5	3371	1	0.6	1	0.5	Don't know	0	0.0	1	0.5	Don't know	0	0.0	1	0.5	Don't know	0	0.0	1	0.5
1361	1	0.6	0	0.0	3411	0	0.0	0	0.0				1	0.5				1	0.5				12	6.0
1371	12	7.1	9	4.5	3421	0	0.0	1	0.5				1	0.5				1	0.5				9	5.4
1381	3	1.8	0	0.0	3500	5	3.0	0	0.0				1	0.5				1	0.5				9	5.4
1391	1	0.6	1	0.5	3511	0	0.0	2	1.0				3	1.5				3	1.5				9	5.4
1700	0	0.0	1	0.5	3512	0	0.0	0	0.0				2	1.0				2	1.0				9	5.4
1811	4	2.4	1	0.5	3516	6	3.6	1	0.5				1	0.5				1	0.5				9	5.4
1833	6	3.6	1	0.5	3521	5	3.0	3	1.5				6	3.6				6	3.6				9	5.4
2101	0	0.0	1	0.5	3531	7	4.2	1	0.5				4	2.0				4	2.0				9	5.4
													8	4.0				8	4.0				9	5.4

TABLE 9A. CURRENT RECEIPT OF AVIATION OR HAZARDOUS DUTY
 PAY BY PROPENSITY
 (IN PERCENT; WEIGHTED TO NATIONAL TOTALS)

SAMPLE N	ARMY GUARD		TOTAL SAMPLE D	
	834	1101	817	1112
NATIONAL N	128134	169155	141557	192670
RECEIVE AV/HD PAY	1.9	0.5	3.3	2.2
DO NOT RECEIVE AV/HD PAY	97.7	99.4	96.4	97.3
DON'T KNOW	0.4	0.1	0.3	0.3
REFUSED	0.0	0.0	0.0	0.2

*** ASSOCIATES FOR RESEARCH IN BEHAVIOR, INC. ***

TABLE 4. BELIEF ABOUT AVAILABILITY OF FINANCIAL ASSISTANCE FOR EDUCATION FROM GUARD BY PROPERITY (IN PERCENTS WEIGHTED TO NATIONAL TOTALS)

SAMPLE	NO. PERIOD SERVICE			VETERANS			ARMY GUARD		
	600	1214	223	757	834	1101	5591	128134	169155
FINANCIAL ASST GIVEN	66.4	64.8	43.4	53.1	38.7	31.2			
FINANCIAL ASST NOT GIVEN	7.1	7.9	15.6	11.7	56.7	64.8			
DON'T KNOW	26.5	27.3	40.2	34.9	4.4	4.0			
REFUSED	0.0	0.0	0.0	0.0	0.1	0.0			

*** ASSOCIATES FOR RESEARCH IN BEHAVIOR, INC. ***

TABLE 100. RELIEF ABOUT AVAILABILITY OF FINANCIAL ASSISTANCE FOR EDUCATION FROM RESERVE BY PROPENSITY (IN PERCENT; WEIGHTED TO NATIONAL TOTALS)

SAMPLE	NON PRIOR SERVICE		VETERANS	
	690	1214	223	757
NATIONAL N	55991	190068		
FINANCIAL ASST GIVEN	56.5	54.7	46.0	50.0
FINANCIAL ASST NOT GIVEN	9.1	8.8	15.2	14.5
DON'T KNOW	34.3	36.5	36.4	35.2
REFUSED	0.0	0.0	0.0	0.0

*** ASSOCIATES FOR RESEARCH IN BEHAVIOR, INC. ***

TABLE 101. USE OF FINANCIAL EDUCATIONAL ASSISTANCE FROM
 GUARD BY THOSE BELIEVING IT AVAILABLE BY PROPENSITY
 (IN PERCENT: WEIGHTED TO NATIONAL TOTALS)

	ARMY GUARD	
SAMPLE N	323	344
NATIONAL N	49625	52851
USE ASSISTANCE	14.2	7.0
DO NOT USE ASSISTANCE	85.8	92.7
REFUSED	0.0	0.3

*** ASSOCIATES FOR RESEARCH IN BEHAVIOR, INC. ***

TABLE 102. PERCENT OR AMOUNT OF EDUCATIONAL EXPENSES BELIEVED TO BE PAID BY GUARD FOR THOSE BELIEVING IT TO BE AVAILABLE BY PROPENSITY (IN PERCENT; WEIGHTED TO NATIONAL TOTALS)

ARMY GUARD

POS PROP | NEG PROP |

SAMPLE N	323	344	
NATIONAL N	49625	52851	
50%	14.6	11.3	
100%	7.4	6.1	
OTHER %	14.6	13.1	
\$250 PER YEAR	0.0	0.9	
\$300 PER YEAR	2.2	0.9	
\$500 PER YEAR	3.1	3.2	
OTHER DOLLAR AMOUNT	5.0	4.4	
DON'T KNOW	53.3	60.2	
REFUSED	0.0	0.0	

TABLE 103. NUMBER OF YEARS OF SERVICE BELIEVED TO BE NEEDED FOR RETIREMENT BENEFITS BY PROPENSITY (IN PERCENT; ADJUSTED TO NATIONAL TOTALS)

	ARMY GUARD	TOTAL SAMPLE D
SAMPLE N	834	1101
NATIONAL N	128134	169155
	141557	192670
UNDER 20 YEARS	2.5	2.3
20 YEARS	81.4	82.4
MORE THAN 20 YEARS	4.8	4.8
DON'T KNOW	11.3	10.5
REFUSED	0.0	0.0

*** ASSOCIATES FOR RESEARCH IN BEHAVIOR, INC. ***

TABLE 10*. ESTIMATE OF COMPLETNESS OF EXPLANATION OF GUARD
/RESERVE BENEFITS BY PROPENSITY
(IN PERCENT; WEIGHTED TO NATIONAL TOTALS)

	ARMY GUARD	TOTAL SAMPLF D
SAMPLE N	834	1101
NATIONAL N	128134	169155
		141557
		192670
ALL BENEFITS EXPLAINED	19.7	13.1
		16.4
		18.9
MOST BENEFITS EXPLAINED	27.2	24.6
		28.0
		23.5
SOME BENEFITS EXPLAINED	19.8	18.0
		22.4
		20.5
A FEW BENEFITS EXPLAINED	14.0	21.9
		16.2
		17.1
ALMOST NO BENEFITS EXP	15.1	21.8
		14.5
		19.1
DON'T KNOW	0.2	0.6
		0.4
		0.8
REFUSED	0.0	0.0
		0.0
		0.1

*** ASSOCIATES FOR RESEARCH IN BEHAVIOR, INC. ***

TABLE 105. LENGTH OF EXTENSION OF ENLISTMENT RELIEVED TO
 BE REQUIRED BY PROPENSITY
 (IN PERCENT; WEIGHTED TO NATIONAL TOTALS)

SAMPLE N	ARMY GUARD		TOTAL SAMPLE D	
	234	1101	817	1112
NATIONAL N	128134	169155	141557	192670
1 YEAR	82.9	87.8	55.8	57.9
2 YEARS	7.3	3.5	11.6	12.7
3 YEARS	4.2	3.5	14.9	12.2
4 YEARS	0.4	0.1	2.7	2.3
5 YEARS	0.1	0.0	0.0	0.2
6 YEARS	0.2	1.0	2.4	2.5
OTHER	1.8	1.7	1.7	1.4
DON'T KNOW	3.1	2.4	10.8	10.7
REFUSED	0.0	0.0	0.9	0.1

TABLE 100. BELIEF ABOUT GOALS BEING OBTAINED FOR EXISTING/
 EXTENDING ENLISTMENT IN ARMY (ASKED ONLY OF
 NON-ARMP SERVICE, VETERANS & ARMY GUARD RESPONDENTS)
 BY PROPERTY
 (IN PERCENT; ADJUSTED TO NATIONAL TOTALS)

SAMPLE	NON-PRIOR SERVICE		VETERANS		ARMY GUARD	
	PROPS	PROPS	PROPS	PROPS	PROPS	PROPS
NATIONAL	690	1214	223	757	834	1101
	55091	140668	128134	169155		
CASH BONUS OFFERED	21.0	17.7	4.9	10.3	5.2	6.2
NO CASH BONUS OFFERED	28.4	30.3	52.3	46.7	88.1	84.1
DON'T KNOW	50.6	52.0	42.5	42.7	6.7	9.7
REFUSED	0.0	0.0	0.0	0.0	0.0	0.0

... ASSOCIATES FOR RESEARCH IN BEHAVIOR, INC. ...

TABLE 107.

WELFARE ABOUT CASH BONUS BEING OFFERED FOR
 JOINING/EXTENDING ENLISTMENT IN RESERVE (NOT
 ASKED OF ARMY GUARD RESPONDENTS) BY PROPENSITY
 (IN PERCENT; WEIGHTED TO NATIONAL TOTALS)

SAMPLE N	HIGH PRIOR SERVICE		VETERANS		TOTAL SAMPLE D	
	PROPOS	PROPINFG	PROPIPOS	PROPINFG	PROPIPOS	PROPINFG
690	1214	223	757	817	1112	
		55091	190068	141557	192670	
CASH BONUS OFFERED	18.7	16.1	5.4	9.5	2.0	3.5
NO CASH BONUS OFFERED	28.6	31.3	50.5	47.4	85.6	63.0
DON'T KNOW	52.8	52.6	43.8	42.8	12.4	13.3
REFUSED	0.0	0.0	0.0	0.0	0.0	0.1

TABLE 108. BELIEVED STARTING PAY IN GUARD/RESERVE, BY PROPENSITY
(IN PERCENT, WEIGHTED TO NATIONAL TOTALS)

SAMPLE N	NON PRIOR SERVICE		VETERANS	
	POS PROP	NEG PROP	POS PROP	NEG PROP
NATIONAL N	690	1214	223	757
	55991	190069		
LESS THAN \$300	1.3	1.1	2.2	2.4
\$300 TO \$499	2.9	2.3	5.4	4.5
\$500 TO \$699	1.9	2.9	10.8	6.1
\$700 TO \$899	1.6	2.6	13.5	6.9
\$900 TO \$1099	1.4	2.1	8.1	7.8
\$1100 TO \$1299	2.2	2.1	4.0	3.6
\$1300 TO \$1499	0.3	0.2	0.0	0.8
\$1500 TO \$1999	1.6	0.8	1.8	2.4
\$2000 TO \$2999	2.9	3.2	2.7	3.7
\$3000 TO \$3999	4.5	3.2	3.1	3.2
\$4000 TO \$4999	6.4	3.7	2.2	3.8
\$5000 TO \$5999	2.6	1.6	1.3	1.1
\$6000 OR MORE	5.7	7.0	0.4	2.4
DON'T KNOW	64.8	67.1	44.4	51.5
REFUSED	0.0	0.1	0.0	0.0

TABLE 106. ESTIMATED PAY LOST FROM REGULAR JOB AS RESULT OF ATTENDING DRILLS AND SUMMER CAMP FOR GUARD/RESERVE BY PROPENSITY (BY PERCENT; WEIGHTED TO NATIONAL TOTALS)

SAMPLE N	NEW PRIOR SERVICE				VETERANS				ARMY GUARD				TOTAL SAMPLE D			
	PROPI	REG	PROPI	POS	PROPI	REG	PROPI	POS	PROPI	REG	PROPI	POS	PROPI	REG	PROPI	POS
	6.51	1173	209	720	808	1069	799	1095								
NATIONAL N	52476	180778	124139	164239	138438	189725										
NONE	25.5	33.5	48.2	44.8	48.3	41.3	58.1	48.7								
LFSS THAN \$100	4.6	2.1	1.0	1.5	4.8	4.0	5.8	4.2								
\$100-\$199	2.6	2.0	3.8	1.7	7.7	4.1	5.9	6.2								
\$200-\$299	4.5	3.3	5.7	4.0	7.3	5.9	5.3	5.6								
\$300-\$399	3.4	3.9	7.6	6.0	7.8	6.0	5.2	5.0								
\$400-\$499	2.2	2.6	4.8	3.9	5.0	4.1	2.1	3.1								
\$500 OR MORE	20.1	23.1	16.7	22.0	16.6	31.0	14.4	23.8								
DON'T KNOW	32.9	29.3	11.9	15.6	2.5	3.3	2.4	2.4								
REFUSED	0.2	0.1	0.0	0.1	0.1	0.3	0.7	0.9								

TABLE 110. ESTIMATED ANNUAL EXPENSES INCURRED BY ATTENDING
 GUARD/RESERVE DRILLS AND SUMMER CAMP BY PROPENSITY
 (IN PERCENT; WEIGHTED TO NATIONAL TOTALS)

SAMPLE N	ARMY GUARD		TOTAL SAMPLE D	
	ARMY GUARD	TOTAL SAMPLE D	ARMY GUARD	TOTAL SAMPLE D
834	1101	817	1112	
NATIONAL N	128134	169155	141557	192670
UNDER \$100	38.8	37.1	34.8	35.7
\$100-\$199	29.7	26.7	27.6	26.6
\$200-\$299	15.2	16.0	17.4	17.0
\$300-\$399	5.0	7.8	6.3	6.4
\$400-\$499	1.8	3.0	2.0	2.2
\$500-\$599	2.4	1.8	3.1	3.5
\$600 OR MORE	3.7	3.9	4.6	4.9
DON'T KNOW	3.1	3.5	4.1	3.6
REFUSED	0.1	0.2	0.1	0.0

TABLE III. AWARE OF PRESENCE OR ABSENCE OF TRAINING CENTER
 IN AREA BY AGE MEMBERS BY PROFESSIONALITY
 (IN PERCENTS WEIGHTED TO NATIONAL TOTALS)

SAMPLE N	NON PRIOR SERVICE		VETERANS	
	690	1214	223	757
NATIONAL N	55991		190068	
AWARE OF PRESENCE	81.3	77.3	87.6	86.5
AWARE OF ABSENCE	10.4	7.6	6.3	5.8
DO NOT KNOW	8.3	13.1	5.8	7.4
REFUSED	0.0	0.0	0.0	0.0

... ASSOCIATES FOR RESEARCH IN BEHAVIOR, INC. ...

TABLE 110. TRAVEL TIME TO TRAINING CENTER FOR FOUNDRY SERVICE AND VETERANS ACADEMY OF TRAINING CENTER IN THEIR AREA AND ALL GUARD/RESERVE MEMBERS BY PROVENIENCY (IN PERCENTS ROUNDED TO NATIONAL TOTALS)

SAMPLE N	NON PRIOR SERVICE			VETERANS			ARMY GUARD			TOTAL SAMPLE D		
	561	939	196	49212	164960	124134	169155	141557	192670	817	1112	1112
LESS THAN 15 MINUTES	40.8	91.4	37.2	36.7	34.4	30.9	20.8	17.9	20.8	20.8	25.6	25.6
15-29 MINUTES	31.0	29.4	29.1	31.4	32.0	30.5	28.0	23.2	28.0	28.0	23.2	23.2
30-44 MINUTES	15.9	16.6	18.4	13.4	15.7	16.5	20.9	11.9	20.9	20.9	11.9	11.9
45-59 MINUTES	3.7	2.7	4.1	5.5	6.0	7.4	11.0	9.3	11.0	11.0	9.3	9.3
60-74 MINUTES	2.3	4.4	5.6	6.7	5.4	5.1	9.1	2.7	9.1	9.1	2.7	2.7
75-89 MINUTES	0.7	0.6	1.0	0.6	1.1	1.2	2.9	2.3	2.9	2.9	2.3	2.3
90-104 MINUTES	0.7	0.4	0.5	1.1	0.6	1.9	1.6	0.5	1.6	1.6	0.5	0.5
105-119 MINUTES	0.2	0.3	0.5	0.5	0.4	0.6	0.7	6.5	0.7	0.7	6.5	6.5
2 HRS OR MORE	3.4	2.2	2.6	2.4	4.3	5.7	4.9	0.0	4.9	4.9	0.0	0.0
DON'T KNOW/REFUSED	1.2	1.9	1.0	1.8	0.1	0.1	0.0	0.0	0.0	0.0	0.0	0.0

TABLE 113. TYPES OF SCHOOLS FOR WHICH FINANCIAL ASSISTANCE BELIEVED TO BE OFFERED
 BY ARMY NATIONAL GUARD BY PROPENSITY
 (IN PERCENT; WEIGHTED TO NATIONAL TOTALS)

	ARMY GUARD	
	POS PROP	NEG PROP
SAMPLE N	323	344
NATIONAL N	49588	52776
HIGH SCHOOL	4.3	1.5
VOCATIONAL SCHOOL	25.7	16.6
JUNIOR COLLEGE	28.8	14.0
REGULAR COLLEGE	36.5	30.8
POST GRADUATE COLLEGE	9.9	4.9
DON'T KNOW	29.7	36.6

TABLE 114. IMPORTANCE OF WORK THAT IS CHALLENGING BY PROPENSITY
(IN PERCENT; *FIGHTED TO NATIONAL TOTALS)

SAMPLE N	NOV. PRIOR SERVICE		VETERANS		ARMY GUARD		TOTAL SAMPLE D	
	N	%	N	%	N	%	N	%
	640	121.6	225	75.7	834	116.1	617	111.2
NATIONAL N			55991	150068	128134	165155	141557	192670
VERY IMPORTANT	50.4	61.8	64.4	66.6	63.3	64.6	66.0	66.1
SOMEWHAT IMPORTANT	35.4	33.0	33.1	30.0	33.7	29.2	31.2	31.0
NITHER	1.4	1.4	1.3	1.1	0.4	1.0	1.3	1.1
SOMEWHAT UNIMPORTANT	2.9	2.7	0.4	1.4	2.4	3.2	1.0	1.0
VERY UNIMPORTANT	0.9	1.1	0.4	0.5	0.1	1.9	0.4	0.8
DON'T KNOW	0.0	0.3	0.0	0.0	0.1	0.0	0.0	0.0
REFUSED	0.0	0.0	0.0	0.0	0.0	0.0	0.0	0.0
MEAN a)	1.50	1.48	1.39	1.39	1.42	1.46	1.38	1.39
VARIANCE	0.56	0.57	0.35	0.41	0.41	0.69	0.37	0.42
STD. DEV.	0.75	0.76	0.59	0.64	0.64	0.83	0.61	0.64

a) 1 = VERY IMPORTANT; 5 = VERY UNIMPORTANT

*** ASSOCIATES FOR RESEARCH IN BEHAVIOR, INC. ***

TABLE 115. IMPORTANCE OF PARTICIPATING IN ACTIVITIES THAT ARE EXCITING AND ADVENTUROUS BY PROPENSITY CITY PERCENTS WEIGHED TO NATIONAL TOTALS

SAMPLE A	NO. PRIOR SERVICE				VETERANS				ARMY GUARD				TOTAL SAMPLE D
	690	1214	221	757	414	1101	817	1112	128134	169155	141557	192670	
VERY IMPORTANT	64.8	52.1	60.5	48.7	60.7	49.2	59.0	48.1					
SOMEWHAT IMPORTANT	30.1	39.6	34.0	41.3	34.7	41.9	41.3	43.9					
NEITHER	1.6	2.8	2.7	3.5	1.7	2.7	2.0	3.3					
SOMEWHAT UNIMPORTANT	2.6	4.2	2.2	5.4	2.2	5.5	2.1	3.6					
VERY UNIMPORTANT	0.9	1.2	0.4	1.3	0.7	1.6	0.3	1.0					
DO NOT KNOW	0.0	0.2	0.0	0.0	0.1	0.0	0.2	0.2					
REFUSED	0.0	0.0	0.0	0.0	0.0	0.0	0.0	0.0					
MEAN a)	1.45	1.63	1.48	1.70	1.47	1.70	1.53	1.65					
VARIANCE	0.54	0.69	0.44	0.76	0.50	0.79	0.45	0.62					
STD. DEV.	0.74	0.83	0.70	0.87	0.71	0.89	0.67	0.79					

a) 1 = VERY IMPORTANT; 5 = VERY UNIMPORTANT

TABLE 116. IMPORTANCE OF MAKING GOOD MONEY BY FREQUENTLY
 (IN PERCENTS WEIGHTED TO NATIONAL TOTALS)

	NON PRIOR SERVICE	VETERANS	ARMY GUARD	TOTAL SAMPLE D
SAMPLE N	1214	757	1101	1112
NATIONAL N	55991	190068	128134	141557
VERY IMPORTANT	75.9	67.9	74.1	68.7
SOMEWHAT IMPORTANT	22.2	27.3	23.9	28.1
NEITHER	2.2	1.8	3.4	1.1
SOMEWHAT UNIMPORTANT	1.6	2.2	1.4	1.7
VERY UNIMPORTANT	0.1	0.4	0.2	0.4
DON'T KNOW	0.0	0.0	0.0	0.0
REFUSED	0.0	0.0	0.0	0.0
W.F.A.N. a)	1.32	1.35	1.30	1.37
VARIANCE	0.37	0.46	0.33	0.41
STD. DEV.	0.61	0.64	0.54	0.64

a) 1 = VERY IMPORTANT; 5 = VERY UNIMPORTANT

*** ASSOCIATES FOR RESEARCH IN BEHAVIOR, INC. ***

TABLE 117. IMPORTANCE OF BEING ABLE TO MAKE MY OWN DECISIONS ON THE JOB BY FREQUENCY (BY PERCENTAGE WEIGHTED TO NATIONAL TOTALS)

SAMPLE N	N.A. PRIOR SERVICE			VETERANS			ARMY GUARD			TOTAL SAMPLE D
	650	1214	223	747	834	1101	817	1112		
NATIONAL	55491	190068	124134	169155	141557	192670				
VERY IMPORTANT	70.8	71.0	68.4	69.2	75.7	73.6	68.1	70.6		
SOMEWHAT IMPORTANT	25.7	25.2	29.9	27.8	22.7	22.3	29.4	26.7		
NEITHER	1.2	1.6	0.0	1.1	0.6	1.2	0.6	0.5		
SOMEWHAT UNIMPORTANT	1.6	1.7	1.3	1.2	1.0	1.7	1.7	1.6		
VERY UNIMPORTANT	0.7	0.7	0.0	0.4	0.1	1.0	0.3	0.6		
DON'T KNOW	0.2	0.2	0.0	0.0	0.0	0.0	0.0	0.0		
REFUSED	0.1	0.0	0.0	0.0	0.0	0.0	0.0	0.0		
W.F.A. a)	1.36	1.36	1.34	1.35	1.27	1.34	1.37	1.35		
VARIANCE	0.44	0.44	0.31	0.37	0.28	0.47	0.38	0.41		
STD. DEV.	0.66	0.66	0.55	0.61	0.53	0.69	0.61	0.64		

a) 1 = VERY IMPORTANT; 5 = VERY UNIMPORTANT

TABLE III. IMPORTANCE OF OBEEDIENCE BY PROPENSITY
(IN PERCENT; WEIGHTED TO NATIONAL TOTALS)

SAMPLE N	NOV PRIOR SERVICE			VETERANS			ARMY GUARD			TOTAL SAMPLE D
	630	1214	225	757	834	1101	817	1112		
NATIONAL N	55991	199068	128134	169155	141557	192670				
VERY IMPORTANT	59.1	46.1	57.2	43.0	62.8	49.5	50.7	44.8		
SOMEWHAT IMPORTANT	33.0	37.8	31.7	41.6	29.5	35.5	37.4	37.7		
NEITHER	3.5	6.1	6.7	5.8	3.0	5.5	5.7	6.6		
SOMEWHAT UNIMPORTANT	3.2	6.1	2.7	5.1	3.8	4.6	4.0	7.0		
VERY UNIMPORTANT	1.2	3.9	1.3	3.0	0.7	4.4	1.4	2.7		
DON'T KNOW	0.4	0.6	0.0	0.7	0.0	0.4	0.4	0.6		
REFUSED	0.0	0.3	0.0	0.4	0.1	0.1	0.3	0.5		
WGAN a)	1.54	1.84	1.59	1.82	1.50	1.76	1.67	1.84		
VARIANCE	0.65	1.09	0.70	0.95	0.63	1.09	0.75	1.03		
STD. DEV.	0.81	1.04	0.84	0.97	0.79	1.04	0.87	1.01		

a) 1 = VERY IMPORTANT; 5 = VERY UNIMPORTANT

*** ASSOCIATES FOR RESEARCH IN BEHAVIOR, INC. ***

TABLE 11. IMPORTANCE OF A BARN HADY FAMILY LULL BY PROPERTY
(IN PERCENT; ADJUSTED TO NATIONAL TOTALS)

SAMPLE N	NON PRIOR SERVICE				ARMY GUARD				TOTAL SAMPLE D
	699	1214	225	757	434	1101	817	1112	
NATIONAL N	55991	100068	128134	169155	141557	192670			
VERY IMPORTANT	79.8	78.8	78.7	80.4	92.0	90.8	88.7	88.8	
SOMEWHAT IMPORTANT	16.0	16.0	17.4	13.6	7.0	7.2	9.0	8.3	
NITHER	1.5	1.5	1.8	1.8	0.2	0.5	0.7	0.7	
SOMEWHAT UNIMPORTANT	2.5	2.6	1.8	2.8	0.6	0.5	1.1	1.0	
VERY UNIMPORTANT	0.3	1.1	0.0	0.9	0.2	0.5	0.5	1.1	
DO NOT KNOW	0.1	0.0	0.0	0.1	0.0	0.0	0.0	0.0	
REFUSED	0.0	0.1	0.0	0.0	0.0	0.0	0.0	0.0	
MEAN a)	1.27	1.31	1.26	1.29	1.10	1.13	1.16	1.17	
VARIANCE	0.41	0.53	0.34	0.52	0.16	0.25	0.28	0.35	
STD. DEV.	0.64	0.73	0.58	0.72	0.40	0.50	0.52	0.59	

a) 1 = VERY IMPORTANT; 5 = VERY UNIMPORTANT

*** ASSOCIATES FOR RESEARCH IN BEHAVIOR, INC. ***

TABLE 120. IMPORTANCE OF BEING PATIENT AND WORKING A LONG TIME TO GET WHAT I WANT BY FREQUENTLY
 (IN PERCENT; WEIGHTED TO NATIONAL TOTALS)

SAMPLE N	ARMY PRIOR SERVICE		VETERANS		ARMY GUARD		TOTAL SAMPLE D	
	POS PROP	NEG PROP	POS PROP	NEG PROP	POS PROP	NEG PROP	POS PROP	NEG PROP
600	1214	223	757	834	1101	817	1112	
NATIONAL N	55991	190068	128134	169155	141557	192670		
VERY IMPORTANT	59.5	49.0	54.5	51.6	65.1	56.1	56.5	52.9
SOMEWHAT IMPORTANT	31.3	36.5	34.4	35.5	29.5	34.3	33.9	35.7
NEITHER	3.1	4.7	6.7	5.7	2.2	4.6	4.5	4.0
SOMEWHAT UNIMPORTANT	4.5	6.5	3.1	4.1	2.5	3.6	4.1	5.5
VERY UNIMPORTANT	1.6	3.3	0.4	2.5	0.5	1.0	1.0	1.7
DON'T KNOW	0.3	0.1	0.4	0.3	0.2	0.2	0.0	0.1
REFUSED	0.1	0.1	0.0	0.0	0.0	0.1	0.0	0.0
MEAN a)	1.57	1.79	1.59	1.70	1.43	1.55	1.59	1.67
VARIANCE	0.77	1.05	0.62	0.87	0.50	0.67	0.70	0.84
STD. DEV.	0.88	1.02	0.79	0.93	0.71	0.82	0.84	0.91

a) 1 = VERY IMPORTANT; 5 = VERY UNIMPORTANT

TABLE 121. IMPORTANCE OF DEVELOPING MY POTENTIAL BY PROFICIENCY
(IN PERCENT: *RICHIED TO NATIONAL TOTALS)

SAMPLE N	NON PRIOR SERVICE				TOTAL SAMPLE D		
	VETERANS	ARMY GUARD					
690	1214	223	757	814	1101	817	1112
NATIONAL N	5591	190068	128134	169155	141557	192670	
VERY IMPORTANT	83.4	79.1	65.8	67.1	83.8	83.1	83.7
SOMEWHAT IMPORTANT	15.6	18.7	12.6	12.2	14.9	16.3	15.4
NEITHER	0.4	0.7	0.3	0.5	0.5	0.3	0.1
SOMEWHAT UNIMPORTANT	0.6	1.1	0.4	0.1	0.5	0.3	0.5
VERY UNIMPORTANT	0.0	0.4	0.0	0.0	0.3	0.0	0.2
DON'T KNOW	0.4	0.1	0.0	0.1	0.0	0.0	0.0
REFUSED	0.1	0.0	0.0	0.0	0.0	0.0	0.0
MEAN a)	1.18	1.25	1.16	1.14	1.18	1.18	1.18
VARIANCE	0.19	0.32	0.20	0.13	0.22	0.17	0.20
STD. DEV.	0.44	0.56	0.45	0.37	0.47	0.41	0.45

a) 1 = VERY IMPORTANT; 5 = VERY UNIMPORTANT

*** ASSOCIATES FOR RESEARCH IN BEHAVIOR, INC. ***

TABLE 122. IMPORTANCE OF JOE SECURITY -- A STEADY JOB BY PROPENSITY
(BY PERCENT; WEIGHTED TO NATIONAL TOTALS)

SAMPLE N	NON PRIOR SERVICE				VETERANS				ARMY GUARD				TOTAL SAMPLE D	
	640	1214	223	757	834	1101	817	1112	55991	190068	126134	169155		141557
VERY IMPORTANT	84.1	75.5	79.5	69.2	88.4	81.5	78.3	72.3						
SOMEWHAT IMPORTANT	13.8	18.2	15.6	24.2	10.3	14.4	18.0	21.8						
NITHER	0.9	2.2	0.9	2.2	0.7	1.6	1.1	1.6						
SOMEWHAT UNIMPORTANT	1.0	3.5	2.2	2.5	0.5	1.7	1.8	3.2						
VERY UNIMPORTANT	0.3	0.6	1.3	1.4	0.1	0.7	0.7	1.0						
DON'T KNOW	0.0	0.0	0.0	0.0	0.0	0.0	0.0	0.0						
REFUSED	0.0	0.0	0.0	0.0	0.0	0.0	0.0	0.0						
MEAN a)	1.20	1.36	1.30	1.42	1.14	1.26	1.29	1.39						
VARIANCE	0.27	0.56	0.52	0.61	0.18	0.41	0.42	0.58						
STD. DEV.	0.52	0.75	0.72	0.78	0.42	0.64	0.65	0.76						

a) 1 = VERY IMPORTANT; 5 = VERY UNIMPORTANT

TABLE 123. IMPORTANCE OF WORKING FOR A BETTER SOCIETY BY PROPENSITY
(IN PERCENT: ADJUSTED TO NATIONAL TOTALS)

SAMPLE	NON PRIOR SERVICE		VETERANS		ARMY GUARD		TOTAL SAMPLE
	N	%	N	%	N	%	
NATIONAL	54991	190068	128134	169155	141557	192670	
VERY IMPORTANT	64.6	66.0	65.7	63.9	78.1	70.8	64.0
SOMEWHAT IMPORTANT	27.7	27.4	30.4	28.7	19.4	24.8	29.4
NEITHER	1.4	2.4	3.1	3.7	0.7	2.2	2.2
SOMEWHAT UNIMPORTANT	1.7	3.2	0.4	1.7	0.8	1.5	2.6
VERY UNIMPORTANT	0.6	0.9	0.0	1.3	0.4	0.7	1.3
DON'T KNOW	0.0	0.2	0.0	0.4	0.1	0.0	0.3
REFUSED	0.0	0.1	0.0	0.0	0.0	0.1	0.2
MALE	1.38	1.46	1.38	1.47	1.25	1.36	1.47
VARIABLE	0.44	0.60	0.33	0.50	0.30	0.45	0.60
STD. DEV.	0.66	0.77	0.57	0.77	0.55	0.67	0.78

a) 1 = VERY IMPORTANT; 5 = VERY UNIMPORTANT

TABLE 124. IMPORTANCE OF LEARNING AS MUCH AS I CAN BY PROFICIENCY
(IN PERCENTS ADJUSTED TO NATIONAL TOTALS)

SAMPLE N	NON PRIOR SERVICE				VETERANS				ARMY GUARD				TOTAL SAMPLE D
	690	1214	297	757	834	1101	817	1112	128134	169155	141557	192670	
VERY IMPORTANT	80.7	77.2	84.9	81.1	87.2	85.6	82.9	79.7					
SOMEWHAT IMPORTANT	17.7	19.6	15.4	16.4	12.4	15.3	15.7	17.7					
NEITHER	1.0	1.2	0.9	1.1	0.0	0.4	0.3	0.6					
SOMEWHAT UNIMPORTANT	0.6	1.6	0.0	0.5	0.4	0.5	0.7	1.6					
VERY UNIMPORTANT	0.0	0.3	0.4	0.1	0.0	0.2	0.4	0.4					
DON'T KNOW	0.0	0.0	0.0	0.0	0.0	0.0	0.0	0.0					
REFUSED	0.0	0.0	0.0	0.0	0.1	0.0	0.0	0.0					
MEAN a)	1.21	1.28	1.17	1.21	1.15	1.16	1.20	1.25					
VARIANCE	0.22	0.37	0.21	0.24	0.14	0.21	0.25	0.34					
STD. DEV.	0.47	0.61	0.46	0.49	0.37	0.46	0.50	0.58					

a) 1 = VERY IMPORTANT; 5 = VERY UNIMPORTANT

TABLE 125. IMPORTANCE OF RECOGNITION AND STATUS BY PROPENSITY
 (IN PERCENT; WEIGHTED TO NATIONAL TOTALS)

SAMPLE #	NON PRIOR SERVICE		VETERANS		ARMY GUARD		TOTAL SAMPLE D	
	692	1214	223	757	834	1101	817	1112
NATIONAL #	55091	190068	128134	169155	141557	192670		
VERY IMPORTANT	47.2	36.1	40.2	33.7	52.0	40.3	40.0	36.4
SOMEWHAT IMPORTANT	38.5	41.8	42.5	44.0	37.4	43.6	47.0	44.5
NEITHER	5.7	6.5	8.0	9.5	4.1	6.3	5.5	7.0
SOMEWHAT UNIMPORTANT	6.5	10.9	4.9	8.4	5.3	6.6	5.8	8.3
VERY UNIMPORTANT	2.0	4.6	4.0	3.9	1.1	2.9	1.7	3.6
DON'T KNOW	0.3	0.3	0.0	0.1	0.0	0.1	0.1	0.0
REFUSED	0.0	0.1	0.0	0.0	0.1	0.2	0.0	0.0
MEAN a)	1.78	2.06	1.90	2.04	1.66	1.88	1.82	1.98
VARIANCE	0.92	1.28	1.03	1.13	0.75	0.98	0.80	1.09
STD. DEV.	0.96	1.13	1.02	1.06	0.87	0.99	0.93	1.05

a) 1 = VERY IMPORTANT; 5 = VERY UNIMPORTANT

TABLE 126. IMPORTANCE OF A COMFORTABLE LIFE WITHOUT A LOT OF PROBLEMS BY PROPENSITY TO FIGHT TO NATIONAL TOTALS

SAMPLE #	NON PRIOR SERVICE		VETERANS		ARMY GUARD		TOTAL SAMPLE D	
	PROPOS	PROPOS	PROPOS	PROPOS	PROPOS	PROPOS		
NATIONAL	600	1214	221	757	474	1161	817	1112
	5591	100068	129134	169155	141557			192670
VERY IMPORTANT	66.6	63.0	59.5	55.3	67.9	64.4	60.1	58.8
SOMEWHAT IMPORTANT	26.7	28.9	31.7	34.4	26.5	26.5	32.3	31.6
NEITHER	2.6	2.8	4.0	5.3	2.8	4.6	3.4	3.8
SOMEWHAT UNIMPORTANT	3.3	4.1	2.6	3.2	2.0	3.0	3.2	4.8
VERY UNIMPORTANT	0.7	1.2	0.4	1.6	0.6	1.0	0.8	1.0
DON'T KNOW	0.1	0.1	0.0	0.0	0.1	0.1	0.2	0.0
REFUSED	0.0	0.1	0.0	0.0	0.1	0.0	0.0	0.0
MEAN	1.45	1.51	1.52	1.61	1.41	1.45	1.52	1.58
VARIANCE	0.59	0.69	0.60	0.72	0.49	0.64	0.60	0.73
STD. DEV.	0.77	0.83	0.77	0.85	0.70	0.80	0.78	0.85

a) 1 = VERY IMPORTANT; 5 = VERY UNIMPORTANT

TABLE 127. IMPORTANCE OF A COUNTRY PROTECTED FROM ATTACK BY PROPENSITY
 (BY SERVICE: FIGHTED TO NATIONAL TOTALS)

SAMPLE	NON PRIOR SERVICE		VETERANS		ARMY GUARD		TOTAL SAMPLE	
	POS PROP	NEG PROP	POS PROP	NEG PROP	POS PROP	NEG PROP	POS PROP	NEG PROP
NATIONAL	650	1214	225	797	834	1101	217	1112
	55991	190068	128134	169155	141557	192670		
VERY IMPORTANT	85.8	76.6	81.3	74.9	90.4	81.6	85.9	79.9
SOMEWHAT IMPORTANT	12.3	17.0	14.7	19.5	7.8	15.3	12.7	17.1
NEITHER	0.3	1.8	1.2	2.8	0.6	1.6	0.4	1.4
SOMEWHAT UNIMPORTANT	1.0	2.7	1.2	1.1	0.8	1.1	0.6	0.9
VERY UNIMPORTANT	0.6	1.0	0.0	1.2	0.2	0.3	0.4	0.4
DON'T KNOW	0.0	0.1	0.0	0.0	0.0	0.1	0.0	0.0
REFUSED	0.0	0.1	0.0	0.3	0.1	0.1	0.0	0.2
MEAN a)	1.18	1.34	1.24	1.33	1.12	1.23	1.17	1.24
VARIANCE	0.29	0.54	0.32	0.48	0.20	0.31	0.23	0.32
STD. DEV.	0.54	0.74	0.57	0.70	0.45	0.55	0.48	0.56

a) 1 = VERY IMPORTANT; 5 = VERY UNIMPORTANT

*** ASSOCIATES FOR RESEARCH IN BEHAVIOR, INC. ***

TABLE 100. LIKELIHOOD OF RECEIVING RECOGNITION AND STATUS IN GUARD/RESERVE VS. OTHER PART-TIME JOB/ACTIVITY BY PROPENSITY (BY OCCUPANT; WEIGHTED TO NATIONAL TOTALS)

SAMPLE N	NO PRIOR SERVICE		VETERANS		ARMY GUARD		TOTAL SAMPLE D	
	690	1214	223	757	834	1101	817	1112
NATIONAL	55991	190068	128134	169155	141557	192670		
MUCH MORE LIKELY-GU/RES	20.3	P.0	10.3	4.6	25.1	5.0	19.6	9.8
SOMEWHAT MORE LIKELY-GU/RES	32.8	18.0	26.6	12.6	34.3	15.4	28.6	18.2
NEITHER/EITHER	9.0	11.9	11.6	10.5	6.2	6.7	10.2	10.5
SOMEWHAT MORE LIKELY-OTH	22.5	31.0	25.5	29.8	20.6	28.2	23.9	24.3
MUCH MORE LIKELY-OTHER	15.4	31.0	23.7	41.1	13.2	43.9	17.0	36.4
DON'T KNOW	1.3	1.3	1.3	0.7	0.5	0.4	0.3	0.4
REFUSED	0.1	0.1	0.4	0.4	0.1	0.4	0.4	0.4
MEAN a)	2.80	3.59	3.24	3.91	2.62	3.91	2.90	3.60
VARIANCE	1.04	1.70	1.85	1.45	1.95	1.56	1.93	1.93
STD. DEV.	1.02	1.31	1.36	1.20	1.40	1.26	1.41	1.39

a) 1 = MUCH MORE LIKELY IN GUARD/RESERVE; 5 = MUCH MORE LIKELY IN OTHER JOB/ACTIVITY

TABLE 100. PERCENTAGE DISTRIBUTION OF SAMPLES BY OCCUPATIONAL
 CATEGORY AND BY OTHER FACTORS
 BY ACTIVITY CATEGORY
 (PERCENTAGE ADJUSTED TO NATIONAL TOTALS)

SAMPLE	NAVY	ARMY	AIR FORCE	ARMY GUARD	TOTAL SAMPLE
NATIONAL TOTAL	1214	229	797	1101	817
MUCH MORE LIKELY-GUARD	25.7	13.4	5.3	5.4	16.1
SOMEWHAT MORE LIKELY-GUARD	29.2	23.2	9.5	7.4	25.4
NEITHER/LIKELY	4.2	6.1	4.6	5.0	6.7
SOMEWHAT MORE LIKELY-OTH	21.4	26.8	29.9	26.4	24.8
MUCH MORE LIKELY-OTHER	14.5	26.8	45.7	55.4	47.9
DO NOT KNOW	0.9	0.9	0.4	0.0	0.2
OFFUSL	0.4	0.4	0.4	0.3	0.3
WFA a)	2.70	3.31	4.02	4.15	3.09
VARIANCE	2.02	2.65	1.41	1.36	2.15
STD. DEV.	1.42	1.55	1.19	1.17	1.46

a) 1 = MUCH MORE LIKELY IN GUARD/RESERVE; 5 = MUCH MORE LIKELY IN OTHER JOB/ACTIVITY

TABLE 17C. LIKELIHOOD OF PARTICIPATING IN ACTIVITIES THAT
 ARE EXCLUDED BY ADVISORIES TO GUARD/RESERVE
 AND OTHER PART-TIME JOB/ACTIVITY BY PROPENSITY
 OF SERVICE: ADJUSTED TO NATIONAL TOTALS

	JOB/RESERVE SERVICE	VETERANS	ARMY GUARD	TOTAL SAMPLE D
SAMPLE	666	223	834	1112
NATIONAL	55991	19008	128134	141557
				192670
MUCH MORE LIKELY-GUARD/RES	30.3	21.0	27.7	23.2
SOMEWHAT MORE LIKELY-GR	29.7	31.3	31.1	27.3
NEITHER/EITHER	7.0	9.4	5.9	8.5
SOMEWHAT MORE LIKELY-OTH	14.3	17.0	14.8	22.6
MUCH MORE LIKELY-OTHER	13.0	14.7	16.3	18.0
DON'T KNOW	0.6	0.6	0.1	0.0
REFUSED	0.5	0.4	0.1	0.4
WEIGHT	2.56	2.43	3.65	2.85
VARIANCE	2.05	2.12	1.91	2.13
STD. DEV.	1.43	1.44	1.39	1.46

a) 1 = MUCH MORE LIKELY IN GUARD/RESERVE; 5 = MUCH MORE LIKELY IN OTHER JOB/ACTIVITY

TABLE 131. LIKELIHOOD OF MAKING CELL MONEY IN
 GUARD/RESERVE VS. OTHER PART-TIME ACTIVITY BY PROFICIENCY
 (U.S. OFFICERS ASSIGNED TO NATIONAL GUARDS)

SAMPLE	GUARD SERVICE		RESERVE		TOTAL SAMPLE	
	N	%	N	%	N	%
NATIONAL	650	12.4	213	7.7	863	11.1
	55501	19068	128134	149155	183635	192670
MUCH MORE LIKELY-GUARDS	15.2	4.2	4.4	1.3	18.0	3.6
SOMEWHAT MORE LIKELY-GUARDS	11.3	6.1	11.6	4.5	14.8	4.0
NEITHER/EITHER	4.4	7.1	8.0	5.5	5.9	4.3
SOMEWHAT MORE LIKELY-OTH	26.8	29.0	30.8	24.5	23.5	27.3
MUCH MORE LIKELY-OTH	40.3	53.5	43.8	63.2	32.4	60.9
DON'T KNOW	0.0	0.0	0.0	0.3	0.4	0.5
REFUSED	0.3	0.2	0.4	0.4	0.1	0.3
MEAN	3.70	4.22	2.91	4.45	3.33	4.25
VARIANCE	2.03	1.18	1.44	0.79	2.35	1.24
STD. DEV.	1.43	1.09	1.20	0.89	1.53	1.11

a) 1 = MUCH MORE LIKELY IN GUARD/RESERVE; 5 = MUCH MORE LIKELY IN OTHER JOB/ACTIVITY

1970-1971. INCLUSION OF BEING ABLE TO MOVE TO A
 RESERVE OR THE JOB IN GUARD/RESERVE VS.
 OTHER FACTORS AFFECTING JOB/ACTIVITY IN UNIVERSITY
 (PERCENTAGE SPECIFIC TO NATIONAL TOTALS)

SAMPLE	NOV PRIOR SERVICE		VETERANS		ARMY GUARD		TOTAL SAMPLE D	
	NOV PRIOR SERVICE	VETERANS	ARMY GUARD	TOTAL SAMPLE D	NOV PRIOR SERVICE	VETERANS	ARMY GUARD	TOTAL SAMPLE D
	600	1014	223	767	434	1101	817	1112
	50003	140000	122134	141557	141557	192670		
MUCH MORE LIKELY-OTHER	12.2	3.3	9.4	2.0	16.8	2.6	14.4	7.4
SOMEWHAT MORE LIKELY-OTH	17.0	6.5	12.1	5.7	21.6	5.4	16.6	9.0
NEITHER/MORE	7.4	4.5	4.4	6.3	6.7	3.7	6.9	6.1
SOMEWHAT MORE LIKELY-OTH	29.6	31.4	31.7	26.2	23.0	23.1	27.2	24.3
MUCH MORE LIKELY-OTHER	33.5	50.3	36.6	59.0	31.7	64.5	32.4	52.8
NOT MORE	0.7	0.8	0.0	0.1	0.1	0.2	0.1	0.0
REFUSED	0.1	0.2	0.4	0.4	0.1	0.3	0.3	0.3
STAY IN	3.4	4.1	3.7	4.3	3.3	4.4	3.4	4.0
VARIABLE	1.0	1.1	1.7	0.4	2.2	0.9	2.1	1.6
STAY IN	1.4	1.0	1.3	0.7	1.3	0.9	1.4	1.2

1 = MUCH MORE LIKELY IN GUARD/RESERVE; 5 = MUCH MORE LIKELY IN OTHER JOB/ACTIVITY

TABLE 159. LIKELIHOOD OF ACHIEVING A MORE HAPPY FAMILY LIFE IN GUARD/RESERVE VS. OTHER PART-TIME JOB/ACTIVITY BY OCCUPATION (PERCENTS RELATED TO NATIONAL TOTALS)

SAMPLE	PRIOR SERVICE		VETERANS		ARMY GUARD		TOTAL SAMPLE	
	NO.	%	NO.	%	NO.	%		
NATIONAL	600	1214	223	757	834	1101	817	1112
			55001	190004	124134	169155	141557	192670
MUCH MORE LIKELY-OTHER	9.7	2.7	4.0	1.0	12.0	1.7	7.4	4.0
SOMEWHAT MORE LIKELY-OTHER	14.1	5.4	8.0	2.4	16.2	5.3	15.7	7.1
EITHER/LITTLE	16.6	13.5	18.0	11.7	16.7	10.1	25.9	19.4
SOMEWHAT MORE LIKELY-OTH	27.3	27.2	26.0	22.0	23.5	20.1	21.6	18.9
MUCH MORE LIKELY-OTHER	32.4	45.2	40.7	60.4	30.8	64.3	28.6	50.0
DO NOT KNOW	0.9	0.7	0.0	0.3	0.4	0.1	0.3	0.1
REFUSED	0.3	0.5	0.4	0.5	0.5	0.5	0.5	0.4
GRAND TOTAL	3.50	4.07	3.02	4.40	3.45	4.43	3.49	4.04
VARIABLE	1.75	1.10	1.52	0.41	1.92	0.45	1.59	1.35
STU. DEV.	1.52	1.05	1.15	0.90	1.14	0.92	1.26	1.16

a) 1 = MUCH MORE LIKELY IN GUARD/RESERVE; 5 = MUCH MORE LIKELY IN OTHER JOB/ACTIVITY

TABLE 134. LIKELIHOOD OF OBTAINING A GUARD/RESERVE VS. OTHER PART-TIME JOB/ACTIVITY BY PROFESSION (IN PERCENT; WEIGHTED TO NATIONAL TOTALS)

	NON PRIOR SERVICE		VETERANS		ARMY GUARD		TOTAL SAMPLE U	
SAMPLE N	690	1214	223	757	839	1101	817	1112
NATIONAL N	55991		190068		124134		141557	
MUCH MORE LIKELY-GU/RES	49.1	34.6	36.6	27.1	38.0	15.9	32.8	24.6
SOMEWHAT MORE LIKELY-G/R	25.7	22.5	25.5	21.5	33.5	23.2	35.0	26.1
NEITHER/EITHER	8.8	11.6	14.3	11.2	10.6	10.0	13.6	14.3
SOMEWHAT MORE LIKELY-OTH	8.1	16.0	8.5	16.2	9.7	20.5	10.1	14.6
MUCH MORE LIKELY-OTHER	8.2	15.3	13.0	21.9	7.6	24.2	6.6	18.8
DON'T KNOW	0.7	0.8	1.3	0.9	0.2	1.0	0.8	0.9
REFUSED	0.7	0.8	0.4	0.9	0.5	1.2	0.9	0.7
MEAN a)	2.01	2.55	2.34	2.84	2.15	3.23	2.21	2.77
VARIANCE	1.64	2.14	1.94	2.36	1.54	2.20	1.45	2.12
STD. DEV.	1.28	1.48	1.39	1.54	1.24	1.48	1.20	1.46

a) 1 = MUCH MORE LIKELY IN GUARD/RESERVE; 5 = MUCH MORE LIKELY IN OTHER JOB/ACTIVITY

TABLE 135. LIKELIHOOD OF BEING PATIENT AND WORKING A LONG TIME TO GET WHAT I WANT IN GUARD/RESERVES VS. OTHER PART-TIME JOB/ACTIVITY BY PROPENSITY (IN PERCENT; WEIGHTED TO NATIONAL TOTALS)

SAMPLE N	NOV PRIOR SERVICE			VETERANS			ARMY GUARD			TOTAL SAMPLE D		
	690	1214	223	757	834	1101	817	1112				
NATIONAL N			55591	140068	124134	169155	141557	192670				
MUCH MORE LIKELY-GD/RES	23.0	12.7	14.3	12.0	26.7	7.6	20.2	11.5				
SOMEWHAT MORE LIKELY-G/R	21.6	15.7	14.3	10.4	24.6	10.5	26.2	17.2				
NEITHER/EITHER	12.9	13.4	14.7	10.4	9.4	7.7	15.1	11.6				
SOMEWHAT NOT LIKELY-OTH	24.5	24.6	25.9	27.5	20.0	24.9	21.7	24.3				
MUCH MORE LIKELY-OTHER	18.0	29.6	24.6	37.7	18.9	43.6	16.2	34.7				
DON'T KNOW	0.9	0.3	1.3	0.5	0.0	0.3	0.1	0.3				
REFUSED	0.3	0.3	0.4	0.4	0.4	0.4	0.5	0.4				
MEAN a)	2.93	3.47	3.29	3.69	2.80	3.92	2.88	3.54				
VARIANCE	2.10	1.92	1.91	1.93	2.24	1.63	1.93	1.99				
STD. DEV.	1.45	1.38	1.40	1.39	1.50	1.27	1.39	1.41				

a) 1 = MUCH MORE LIKELY IN GUARD/RESERVE; 5 = MUCH MORE LIKELY IN OTHER JOB/ACTIVITY

TABLE 136. LIKELIHOOD OF ACHIEVING JOB SECURITY -- A STEADY JOB IN GUARD/RESERVE VS. OTHER PART-TIME JOB/ACTIVITY BY PROPENSITY (IN PERCENT; WEIGHTED TO NATIONAL TOTALS)

	NON PRIOR SERVICE		VETERANS		ARMY GUARD		TOTAL SAMPLE D	
SAMPLE N	690	1214	223	757	834	1101	817	1112
NATIONAL N	55491		190068		128134		160155	
	41.2		27.3		49.6		36.5	
MUCH MORE LIKELY-GD/PES	25.7		22.8		24.1		22.4	
SOMEWHAT MORE LIKELY-G/R	5.6		8.0		4.9		5.0	
NEITHER/EITHER	13.6		18.7		9.4		13.7	
SOMEWHAT MORE LIKELY-OTH	13.9		25.2		10.7		21.3	
MUCH MORE LIKELY-OTHER	0.6		0.3		0.4		0.3	
DON'T KNOW	0.3		0.3		0.4		0.5	
REFUSED	2.33		2.88		2.06		2.61	
MEAN a)	2.15		2.42		1.91		2.55	
VARIANCE	1.47		1.56		1.38		1.60	
STD. DEV.	1.21		1.25		1.18		1.26	

a) 1 = MUCH MORE LIKELY IN GUARD/RESERVE; 5 = MUCH MORE LIKELY IN OTHER JOB/ACTIVITY

TABLE 137. LIKELIHOOD OF WORKING FOR A HEALTH SOCIETY IN GUARD/RESERVE VS. OTHER PART-TIME JOB/ACTIVITY BY PROPENSITY (IN PERCENT; WEIGHTED TO NATIONAL TOTALS)

	NON PRIOR SERVICE	VETERANS	ARMY GUARD	TOTAL SAMPLE D
SAMPLE N	690	223	834	1112
NATIONAL N	55491	190068	169155	141357
				192670
MUCH MORE LIKELY-GD/RES	36.3	23.2	39.7	28.6
SOMEWHAT MORE LIKELY-G/N	28.1	25.5	28.8	32.1
NEITHER/EITHER	11.3	15.2	8.5	14.4
SOMEWHAT MORE LIKELY-OTH	14.6	15.2	10.3	14.3
MUCH MORE LIKELY-OTHER	9.7	19.2	12.4	10.1
DON'T KNOW	1.0	0.9	0.0	0.4
REFUSED	0.4	0.4	0.4	0.5
MEAN ^{a)}	2.33	2.81	2.27	2.45
VARIANCE	1.82	2.11	1.94	1.72
STD. DEV.	1.35	1.45	1.39	1.31

^{a)} 1 = MUCH MORE LIKELY IN GUARD/RESERVE; 5 = MUCH MORE LIKELY IN OTHER JOB/ACTIVITY

TABLE 138. LIKELIHOOD OF DEVELOPING A POTENTIAL IN-GUARD/RESERVE VS. OTHER PART-TIME JOB/ACTIVITY BY PROPENSITY (IN PERCENT; ADJUSTED TO NATIONAL TOTALS)

SAMPLE N	NON PRIOR SERVICE			VETERANS			ARMY GUARD			TOTAL SAMPLE D		
	690	1214	223	757	834	1101	817	1112	141557	141557	141557	141557
MUCH MORE LIKELY-GD/RES	26.7	9.0	12.5	3.0	24.1	3.5	16.6	7.3				
SOMEWHAT MORE LIKELY-G/R	25.7	13.7	17.4	7.4	21.9	6.6	18.8	11.2				
NEITHER/EITHER	11.7	12.5	12.5	9.3	10.6	6.2	11.6	3.8				
SOMEWHAT MORE LIKELY-OTH	20.6	26.8	24.6	23.4	19.1	22.1	24.3	21.0				
MUCH MORE LIKELY-OTHER	15.3	34.0	32.2	54.4	24.0	60.6	28.1	31.2				
DON'T KNOW	0.9	0.5	0.0	0.3	0.0	0.3	0.1	0.0				
REFUSED	0.4	0.3	0.4	0.4	0.4	0.5	0.5	0.4				
MEAN ^{a)}	2.72	3.71	3.47	4.19	2.97	4.31	3.29	3.98				
VARIANCE	2.06	1.74	2.01	1.27	2.34	1.17	2.15	1.72				
STD. DEV.	1.44	1.33	1.42	1.15	1.53	1.08	1.47	1.31				

^{a)} 1 = MUCH MORE LIKELY IN GUARD/RESERVE; 5 = MUCH MORE LIKELY IN OTHER JOB/ACTIVITY

TABLE 13. LIKELIHOOD OF ACHIEVING A COMFORTABLE LIFE WITHOUT A LOT OF PROBLEMS - GUARD/RESERVE VS. OTHER PART-TIME JOB/ACTIVITY BY PROPENSITY (IN PERCENT; WEIGHTED TO NATIONAL TOTALS)

SAMPLE N	NCRN PRIOR SERVICE				VETERANS		ARMY GUARD		TOTAL SAMPLE D	
	690	1214	223	757	434	1101	817	1112		
NATIONAL N	55991	190068	128134	149155	141557	192670				
MUCH MORE LIKELY-GU/RES	16.9	7.4	10.7	6.5	15.8	4.6	11.5	7.1		
SOMEWHAT MORE LIKELY-G/R	24.0	13.9	19.2	9.5	22.8	4.0	25.3	16.5		
NEITHER/EITHER	16.9	17.6	18.3	13.2	15.9	9.6	19.2	14.7		
SOMEWHAT MORE LIKELY-OTH	24.4	31.0	25.5	25.4	23.5	26.3	23.1	23.0		
MUCH MORE LIKELY-OTHER	17.7	30.1	24.6	43.7	21.7	50.8	20.2	38.1		
DON'T KNOW	1.3	0.8	0.4	0.4	0.1	0.1	0.1	0.1		
REFUSED	0.3	0.5	0.4	0.7	0.2	0.5	0.5	0.5		
MEAN a)	3.02	3.62	3.35	3.92	3.13	4.11	3.15	3.59		
VARIANCE	1.87	1.56	1.77	1.54	1.96	1.34	1.74	1.74		
STD. DEV.	1.37	1.25	1.33	1.24	1.40	1.16	1.32	1.32		

a) 1 = MUCH MORE LIKELY IN GUARD/RESERVE; 5 = MUCH MORE LIKELY IN OTHER JOB/ACTIVITY

TABLE 140. LIKELIHOOD OF ACHIEVING A COUNTRY PROTECTED FROM
 ATTACK IN GUARD/RESERVES VS. OTHER PART-TIME
 JOB/ACTIVITY BY PROPENSITY
 (IN PERCENT; WEIGHTED TO NATIONAL TOTALS)

SAMPLE N	NON PRIOR SERVICE		VETERANS		ARMY GUARD		TOTAL SAMPLE D	
	PROPS	PROPS	PROPS	PROPS	PROPS	PROPS	PROPS	PROPS
NATIONAL N	600	1214	223	757	834	1101	817	1112
	55951	190068	128134	169155	141557	192670		
MUCH MORE LIKELY-GD/RES	70.1	57.4	70.2	51.7	74.9	40.4	71.4	56.4
SOMEWHAT MORE LIKELY-G/R	19.1	23.2	17.9	21.5	17.5	27.5	19.3	25.4
NEITHER/EITHER	4.1	6.0	4.5	6.1	3.1	6.0	4.3	6.7
SOMEWHAT MORE LIKELY-OTH	3.8	6.9	2.2	7.8	2.4	5.6	1.9	4.9
MUCH MORE LIKELY-OTHER	2.9	6.5	4.5	11.1	1.8	10.4	2.8	5.7
DON'T KNOW	0.4	0.3	0.0	0.5	0.1	0.5	0.0	0.1
REFUSED	0.5	0.2	0.4	1.1	0.1	0.5	0.5	0.6
MEAN a)	1.50	1.82	1.52	2.03	1.38	1.99	1.45	1.77
VARIANCE	0.91	1.46	1.02	1.92	0.66	1.74	0.79	1.31
STD. DEV.	0.95	1.21	1.01	1.39	0.81	1.32	0.89	1.14

a) 1 = MUCH MORE LIKELY IN GUARD/RESERVE; 5 = MUCH MORE LIKELY IN OTHER JOB/ACTIVITY

TABLE 141. LIKELIHOOD OF LEARNING AS MUCH AS I CAN IN
 GUARD/RESERVE VS. OTHER PART-TIME JOB/ACTIVITY BY PROFICIENCY
 (IN PERCENT; WEIGHTED TO NATIONAL TOTALS)

SAMPLE N	NON PRIOR SERVICE		VETERANS		ARMY GUARD		TOTAL SAMPLE D		
	POS PROP	NEG PROP	POS PROP	NEG PROP	POS PROP	NEG PROP			
NATIONAL N	690	1214	225	757	434	1101	817	1112	192670
MUCH MORE LIKELY-GD/RFS	27.9	11.4	15.6	6.1	24.7	5.3	16.6	9.0	
SOMEWHAT MORE LIKELY-G/R	23.9	14.4	15.6	6.7	17.4	7.6	21.1	11.9	
NEITHER/EITHER	13.5	15.4	14.3	11.2	13.7	7.3	14.9	11.1	
SOMEWHAT MORE LIKELY-OTH	17.6	23.5	24.1	24.1	16.8	24.2	20.5	21.5	
MUCH MORE LIKELY-OTHER	17.2	34.9	29.0	50.4	23.0	53.9	26.2	45.8	
DO NOT KNOW	0.9	0.2	0.4	0.5	0.0	0.2	0.0	0.2	
REFUSED	0.3	0.2	0.4	0.7	0.4	0.3	0.5	0.5	
MEAN a)	2.72	3.55	3.36	4.04	2.90	4.19	3.19	3.84	
VARIANCE	2.14	1.74	2.04	1.45	2.25	1.34	2.11	1.84	
STD. DEV.	1.46	1.32	1.43	1.20	1.50	1.16	1.45	1.36	

a) 1 = MUCH MORE LIKELY IN GUARD/RESERVE; 5 = MUCH MORE LIKELY IN OTHER JOB/ACTIVITY

TABLE 142. IMPORTANCE OF TRAINING TO PREPARE FOR A CIVILIAN
JOB AS REASON FOR WANTING TO BE IN GUARD/RESERVE
BY PROPENSITY
(IN PERCENT; WEIGHTED TO NATIONAL TOTALS)

SAMPLE N	NON PRIOR SERVICE		VETERANS	
	690	1214	223	757
NATIONAL N	55091		190068	
VERY IMPORTANT	43.1	31.6	39.8	32.5
SOMEWHAT IMPORTANT	36.4	32.4	34.4	24.1
NEITHER	5.4	6.7	6.3	7.0
SOMEWHAT UNIMPORTANT	10.6	15.7	12.1	15.9
VERY UNIMPORTANT	4.5	13.6	5.7	20.0
DON'T KNOW	0.1	0.1	0.4	0.1
REFUSED	0.0	0.1	0.0	0.0
MEAN ^{a)}	1.97	2.47	2.11	2.67
VARIANCE	1.31	2.01	1.55	2.40
STD. DEV.	1.15	1.42	1.24	1.55

a) 1 = VERY IMPORTANT; 5 = VERY UNIMPORTANT

TABLE 143. IMPORTANCE OF OPPORTUNITY TO EARN EXTRA INCOME AS REASON FOR BEING IN GUARD/RESERVE BY PROPENSITY (IN PERCENT; WEIGHTED TO NATIONAL TOTALS)

	NON PRIOR SERVICE	VETERANS	ARMY GUARD	TOTAL SAMPLE D
SAMPLE N	690	223	834	1112
NATIONAL N	55091	140068	169155	141557
VERY IMPORTANT	47.4	38.0	47.8	37.5
SOMEWHAT IMPORTANT	31.8	47.4	41.8	50.4
NEITHER	2.8	4.5	2.2	4.4
SOMEWHAT UNIMPORTANT	13.0	8.0	6.5	5.2
VERY UNIMPORTANT	2.8	1.8	1.7	2.0
DON'T KNOW	0.1	0.0	0.0	0.0
REFUSED	0.0	0.0	0.0	0.0
MEAN a)	1.75	1.88	1.72	1.83
VARIANCE	0.74	0.70	0.81	0.78
STD. DEV.	0.87	0.84	0.91	0.89

a) 1 = VERY IMPORTANT; 5 = VERY UNIMPORTANT

*** ASSOCIATES FOR RESEARCH IN BEHAVIOR, INC. ***

TABLE 144. IMPORTANCE OF OPPORTUNITY TO SERVE COUNTRY AS
 MEMBER FOR BEING IN GUARD/RESERVES BY PROFICIENCY
 (IN PERCENT; WEIGHTED TO NATIONAL TOTALS)

	NON PRIOR SERVICE		VETERANS		ARMY GUARD		TOTAL SAMPLE D
SAMPLE N	690	1214	223	757	834	1101	817
NATIONAL N	55491		190068	124134	169155	141557	192670
VERY IMPORTANT	57.4	36.7	50.1	27.6	57.2	27.5	41.6
SOMEWHAT IMPORTANT	36.7	41.3	38.4	40.0	37.6	46.0	49.9
NEITHER	1.7	5.5	4.0	10.4	2.5	7.0	5.3
SOMEWHAT UNIMPORTANT	2.9	10.2	4.9	10.7	2.5	11.9	2.5
VERY UNIMPORTANT	1.3	6.4	2.2	10.4	0.1	6.9	0.7
DON'T KNOW	0.0	0.1	0.0	0.1	0.0	0.1	0.0
REFUSED	0.0	0.2	0.0	0.4	0.0	0.2	0.0
MEAN a)	1.54	2.08	1.70	2.36	1.51	2.24	1.71
VARIANCE	0.61	1.59	0.85	1.63	0.47	1.35	0.54
STD. DEV.	0.78	1.18	0.92	1.28	0.68	1.14	0.74

a) 1 = VERY IMPORTANT; 5 = VERY UNIMPORTANT

TABLE 145. IMPORTANCE OF OPPORTUNITY TO HAVE GOOD FRIENDS AS REASON FOR BEING IN GUARD/RESERVES BY PROPENSITY (BY PERCENT; WEIGHTED TO NATIONAL TOTALS)

SAMPLE N	NEW PROSP SERVICE		VETERANS		ARMY GUARD		TOTAL SAMPLE D	
	N	%	N	%	N	%	N	%
NATIONAL N	650	1210	223	757	834	1101	817	1112
			54091	190068	128134	169155	141557	192670
VERY IMPORTANT	52.7	35.4	40.2	30.1	57.2	31.1	41.4	33.9
SOMEWHAT IMPORTANT	35.0	37.2	42.9	37.5	36.9	41.7	45.3	41.3
NEITHER	4.0	0.2	5.4	9.2	2.3	7.1	6.9	7.8
SOMEWHAT UNIMPORTANT	5.7	9.5	4.9	11.5	2.5	11.6	4.7	9.9
VERY UNIMPORTANT	1.7	9.7	2.2	11.2	1.1	7.5	1.6	7.0
DON'T KNOW	0.1	0.1	0.0	0.0	0.0	0.0	0.0	0.0
REFUSED	0.0	0.1	0.0	0.1	0.0	0.1	0.0	0.0
WFAV a)	1.64	2.21	1.74	2.36	1.53	2.22	1.80	2.15
VARIANCE	0.46	1.05	0.45	1.74	0.58	1.45	0.74	1.43
STD. DEV.	0.93	1.28	0.92	1.32	0.76	1.22	0.88	1.19

a) 1 = VERY IMPORTANT; 5 = VERY UNIMPORTANT

TABLE 146. IMPORTANCE OF PRIORITY TO USE HOPIES (OR INTERESTS AS REASON FOR BEING IN GUARD) SERVED BY PROPRIETARY (PERCENTS ADJUSTED TO NATIONAL TOTALS)

SAMPLE N	NON PRIOR SERVICE		VETERANS		ARMY GUARD		TOTAL SAMPLE D	
	POS PROP INEG	PROP POS	PROP INEG	PROP POS	PROP INEG	PROP POS		
NATIONAL 3	100	1214	223	757	819	1101	817	1112
	55041	140068	124134	169155	141557	192670		
VERY IMPORTANT	46.9	24.4	32.2	22.2	32.6	17.4	28.9	23.3
SOMEWHAT IMPORTANT	33.4	38.4	38.4	33.0	37.4	24.1	35.0	28.7
NEITHER	5.5	7.3	10.7	9.3	4.5	9.1	10.5	9.1
SOMEWHAT UNIMPORTANT	4.3	13.3	14.3	17.4	14.6	19.2	14.7	15.7
VERY UNIMPORTANT	3.9	12.6	4.0	17.4	6.8	20.8	10.7	23.2
DON'T KNOW	0.1	0.2	0.0	0.1	0.0	0.1	0.0	0.0
REFUSED	0.0	0.1	0.0	0.1	0.0	0.0	0.1	0.0
W/FAN a)	1.45	2.43	2.19	2.74	2.26	3.15	2.43	2.87
VARIANCE	1.21	1.84	1.33	2.04	1.55	2.30	1.76	2.28
STD. DEV.	1.10	1.36	1.15	1.43	1.24	1.52	1.33	1.51

a) 1 = VERY IMPORTANT; 5 = VERY UNIMPORTANT

*** ASSOCIATES FOR RESEARCH IN BEHAVIOR, INC. ***

TABLE 1-7. IMPORTANCE OF OPPORTUNITY TO SERVE COMMUNITY AS
 BASIS FOR BEING IN GUARD RESERVE BY PROFICIENCY
 (PERCENTAGE RELATED TO NATIONAL TOTALS)

SAMPLE ID	NON PRIOR SERVICE		VETERANS		ARMY GUARD		TOTAL SAMPLE D
	POS PROP	NEG PROP	POS PROP	NEG PROP	POS PROP	NEG PROP	
69P	1214	223	757	834	1101	817	1112
NATIONAL N	55001	19066	124134	169155	141557	192670	
VERY IMPORTANT	46.2	27.1	39.4	20.8	54.7	24.0	33.1
SOMEWHAT IMPORTANT	42.0	48.1	48.7	42.5	35.4	42.1	46.5
NEITHER	4.2	6.1	3.6	17.7	2.4	6.4	8.8
SOMEWHAT UNIMPORTANT	5.7	11.2	10.3	15.0	5.5	12.9	8.2
VERY UNIMPORTANT	1.0	7.5	2.7	12.2	1.8	14.7	3.2
DO NOT KNOW	0.0	0.2	0.0	0.3	0.0	0.0	0.0
REFUSED	0.0	0.1	0.0	0.1	0.0	0.0	0.0
MEAN S)	1.75	2.24	1.98	2.55	1.64	2.52	2.02
VARIANCE	0.84	1.40	1.04	1.71	0.83	1.87	1.04
STD. DEV.	0.91	1.18	1.02	1.31	0.91	1.37	1.02

1 = VERY IMPORTANT; 5 = VERY UNIMPORTANT

*** ASSOCIATES FOR RESEARCH IN BEHAVIOR, INC. ***

TABLE 144. IMPORTANCE OF BEING A MEMBER OF A TEAM AS
 REASON FOR JOINING IN GUARD/RESERVES BY PROFESSIONALITY
 (IN PERCENT; WEIGHTED TO NATIONAL TOTALS)

SAMPLE N	NON PETA SERVICE			VETERANS			ARMY GUARD			TOTAL SAMPLE D
	690	1214	223	757	434	1101	817	1112		
NATIONAL N	55491	190068	122134	169155	141557	192670				
VERY IMPORTANT	45.1	24.4	30.9	19.6	54.0	19.4	41.7	26.0		
SOMEWHAT IMPORTANT	30.3	40.5	43.8	34.0	36.2	37.6	39.7	37.1		
NEITHER	4.5	9.0	7.2	10.7	2.8	7.4	8.7	9.4		
SOMEWHAT UNIMPORTANT	6.6	14.0	7.2	19.2	5.3	17.3	6.5	13.6		
VERY UNIMPORTANT	3.6	12.2	2.7	16.1	1.8	18.0	3.4	13.9		
DON'T KNOW	0.0	0.1	0.0	0.0	0.0	0.0	0.0	0.0		
REFUSED	0.0	0.2	0.0	0.1	0.0	0.0	0.0	0.0		
MEAN a)	1.47	2.49	1.91	2.78	1.65	2.77	1.90	2.52		
VARIANCE	1.15	1.75	0.98	1.92	0.82	1.99	1.06	1.88		
STD. DEV.	1.07	1.32	0.99	1.39	0.90	1.41	1.03	1.37		

a) 1 = VERY UNIMPORTANT; 5 = VERY IMPORTANT

TABLE 100. IMPORTANCE OF DEVELOPING BY POTENTIAL AS RESERVE
FOR THE U.S. GUARD RESERVES BY PROPERTIES
(BY PERCENT: WEIGHTED TO NATIONAL TOTALS)

SAMPLE N	MEN PRIOR SERVICE		VETERANS		ARMY GUARD		TOTAL SAMPLE D	
	690	1214	223	757	434	1101	817	1112
NATIONAL N	55991	100068	128134	169155	141557	192670		
VERY IMPORTANT	66.7	45.8	51.4	40.2	54.2	30.5	48.7	38.2
SOMEWHAT IMPORTANT	24.0	33.0	30.0	25.4	34.9	26.2	34.0	26.6
NEITHER	2.3	4.7	5.4	5.4	3.4	6.2	5.8	6.7
SOMEWHAT UNIMPORTANT	3.5	7.8	3.6	12.8	5.6	14.1	7.6	13.1
VERY UNIMPORTANT	1.5	2.8	1.3	14.7	1.9	23.0	3.8	15.3
DON'T KNOW	0.1	0.2	0.0	0.4	0.0	0.0	0.0	0.0
REFUSED	0.1	0.1	0.0	0.1	0.0	0.0	0.0	0.0
MEAN a)	1.47	2.01	1.65	2.35	1.66	2.73	1.84	2.41
VARIANCE	0.68	1.60	0.71	2.20	0.96	2.47	1.16	2.19
STD. DEV.	0.82	1.27	0.84	1.48	0.98	1.57	1.08	1.48

a) 1 = VERY IMPORTANT; 5 = VERY UNIMPORTANT

TABLE 150. IMPORTANCE OF GOOD BENEFITS AS REASON FOR JOINING
IN GUARD/RESERVE BY PROPENSITY
(IN PERCENT; WEIGHTED TO NATIONAL TOTALS)

SAMPLE N	NON PRIOR SERVICE			VETERANS			ARMY GUARD			TOTAL SAMPLE D
	600	1214	223	757	824	1101	817	1112		
NATIONAL N	55991	100668	124134	169155	141557	192670				
VERY IMPORTANT	61.9	41.2	55.4	33.3	53.7	26.2	46.4	31.9		
SOMEWHAT IMPORTANT	30.4	37.2	32.2	35.0	35.1	30.1	39.1	34.2		
NEITHER	2.8	6.0	4.0	6.2	4.1	5.9	5.4	6.6		
SOMEWHAT UNIMPORTANT	3.8	8.0	6.7	11.5	5.6	15.1	5.8	10.2		
VERY UNIMPORTANT	1.2	7.6	1.3	13.2	1.4	22.6	3.3	17.1		
DON'T KNOW	0.3	0.2	0.0	0.3	0.0	0.0	0.0	0.0		
REFUSED	0.0	0.2	0.0	0.3	0.0	0.0	0.0	0.0		
MEAN a)	1.52	2.04	1.66	2.36	1.65	2.76	1.80	2.46		
VARIANCE	0.67	1.48	0.87	1.93	0.82	2.31	1.01	2.12		
STD. DEV.	0.82	1.21	0.93	1.39	0.90	1.54	1.00	1.45		

a) 1 = VERY IMPORTANT; 5 = VERY UNIMPORTANT

TABLE 151. IMPORTANCE OF CHANGE TO MAINTAIN GRADE AS REASON FOR BEING IN GUARDRESERVES BY PROPENSITY (IN PERCENT; WEIGHTED TO NATIONAL TOTALS)

	VETERANS	
	IPOS PROPINTEG PROP	
SAMPLE N	223	757
NATIONAL N	55991	190068
VERY IMPORTANT	49.6	27.0
SOMEWHAT IMPORTANT	33.1	29.1
NEITHER	6.3	8.2
SOMEWHAT UNIMPORTANT	6.3	15.7
VERY UNIMPORTANT	4.0	19.4
DON'T KNOW	0.4	0.1
REFUSED	0.0	0.3
MEAN ^{a)}	1.81	2.71
VARIANCE	1.14	2.23
STD. DEV.	1.07	1.49

a) 1 = VERY IMPORTANT; 5 = VERY UNIMPORTANT

TABLE 152. IMPORTANCE OF CHANCE TO MAINTAIN MOS AS REASON FOR BEING IN GUARD/RESERVES BY PROPENSITY (IN PERCENTS WEIGHTED TO NATIONAL TOTALS)

		VETERANS	
		IPOS	PROPIEG PROP
SAMPLE N	223	757	
NATIONAL N	55991	190068	
VERY IMPORTANT	37.1	22.8	
SOMEWHAT IMPORTANT	35.9	29.9	
NEITHER	8.5	8.3	
SOMEWHAT UNIMPORTANT	10.3	14.1	
VERY UNIMPORTANT	8.0	24.4	
DON'T KNOW	0.0	0.0	
REFUSED	0.0	0.3	
MEAN ^{a)}	2.16	2.87	
VARIANCE	1.57	2.32	
STD. DEV.	1.25	1.52	

^{a)} 1 = VERY IMPORTANT; 5 = VERY UNIMPORTANT

TABLE 155. ACCEPTABILITY OF JOBS WORK THAT IS CHALLENGING
 IN THE GUARD/RESERVE VS OTHER PART-TIME
 JOB/ACTIVITY BY PROPENSITY
 (IN PERCENTS WEIGHTED TO NATIONAL TOTALS)

SAMPLE N	NO. PRIOR SERVICE		VETERANS		ARMY GUARD		TOTAL SAMPLE D	
	PROPIOS	PROPIOS	PROPIOS	PROPIOS	PROPIOS	PROPIOS		
NATIONAL ^{a)}	600	1214	223	757	834	1101	817	1112
	55991	190068	124134	169155	141557	192670		
MUCH MORE LIKELY-GD/FEL	28.1	10.3	14.3	5.4	24.6	4.1	19.9	8.5
SOMEWHAT MORE LIKELY-G/R	27.0	18.5	29.5	11.5	27.0	7.6	24.8	14.1
NEITHER/EITHER	8.7	9.1	8.5	6.8	5.6	3.9	7.4	5.1
SOMEWHAT MORE LIKELY-OTH	21.7	30.9	24.6	30.7	21.9	29.0	26.3	26.9
MUCH MORE LIKELY-OTHER	14.4	31.2	18.5	44.0	20.4	55.0	20.9	44.8
DO NOT KNOW	0.4	0.2	0.0	0.3	0.2	0.0	0.2	0.1
REFUSED	0.1	0.3	0.4	1.1	0.2	0.3	0.5	0.5
MEAN ^{a)}	2.67	3.54	3.07	3.98	2.87	4.23	3.03	3.86
VARIANCE	2.04	1.86	1.90	1.44	2.24	1.22	2.16	1.82
STD. DEV.	1.44	1.36	1.38	1.21	1.51	1.10	1.47	1.35

^{a)} 1 = MUCH MORE LIKELY IN GUARD/RESERVE; 5 = MUCH MORE LIKELY IN OTHER JOB/ACTIVITY

TABLE 104. ACHIEVABILITY OF BEING A MEMBER OF A TEAM IN THE GUARD/RESERVE VS. OTHER PART-TIME JOB/ACTIVITY BY PROPENSITY (IN PERCENT; ROUNDED TO NATIONAL TOTALS)

SAMPLE #	AGE PRIOR SERVICE			VETERANS			ARMY GUARD			TOTAL SAMPLE
	603	1214	225	757	834	1101	817	1112		
MUCH MORE LIKELY-GU/RES	44.6	23.6	32.2	19.1	49.2	15.3	38.9	23.5		
SOMEWHAT MORE LIKELY-GU/RES	31.4	33.7	43.8	32.5	34.4	23.4	38.7	30.9		
NEITHER/EITHER	7.4	10.0	6.3	7.9	4.1	6.1	6.6	6.5		
SOMEWHAT MORE LIKELY-OTH	10.8	17.6	10.3	17.6	7.4	23.2	9.8	18.5		
MUCH MORE LIKELY-OTHER	5.2	15.0	6.7	21.3	4.8	25.4	5.4	19.9		
DO NOT KNOW	0.3	0.3	0.0	0.0	0.0	0.2	0.0	0.1		
REFUSED	0.3	0.3	0.4	1.2	0.1	0.4	0.5	0.6		
MEAN	2.00	2.67	2.15	2.89	1.84	3.14	2.04	2.80		
VARIANCE	1.42	1.95	1.59	2.14	1.24	2.15	1.34	2.21		
STD. DEV.	1.19	1.40	1.19	1.46	1.11	1.47	1.16	1.49		

a) 1 = MUCH MORE LIKELY IN GUARD/RESERVE; 5 = MUCH MORE LIKELY IN OTHER JOB/ACTIVITY

TABLE 100. ACTIVABILITY OF LEAVING AS MUCH AS I CAN IN THE GUARD/RESERVE VS. OTHER PART-TIME JOB/ACTIVITY BY PROFICIENCY (PER CENTAGE WEIGHTED TO NATIONAL TOTALS)

SAMPLE N	NVA, PRIOR SERVICE		VETERANS		ARMY GUARD		TOTAL SAMPLE D
	649	1214	223	757	834	1101	
NATIONAL N	55991	190068	128134	169155	141557	192670	
MUCH MORE LIKELY-GD/PFS	27.0	9.9	11.2	4.4	23.4	4.1	16.4
SOMEWHAT MORE LIKELY-G/R	24.5	15.8	24.1	7.6	24.2	7.4	20.8
NEITHER/EITHER	12.3	15.1	9.8	9.0	10.7	5.6	11.5
SOMEWHAT MORE LIKELY-OTH	14.5	29.2	28.2	29.2	20.7	28.5	24.5
MUCH MORE LIKELY-OTHER	17.7	31.9	25.9	47.7	20.7	54.1	26.2
DON'T KNOW	0.6	0.2	9.0	0.1	0.0	0.0	0.0
REFUSED	0.1	0.3	0.4	1.2	0.2	0.3	0.6
MEAN a)	2.75	3.57	3.34	4.07	2.91	4.22	3.23
VARIANCE	2.16	1.86	1.91	1.52	2.21	1.22	2.12
STD. DEV.	1.47	1.34	1.38	1.15	1.49	1.10	1.45

a) 1 = MUCH MORE LIKELY IN GUARD/RESERVE; 5 = MUCH MORE LIKELY IN OTHER JOB/ACTIVITY

TABLE 156. ADDED VALUE OF MAKING COP MONEY IN THE
 GUARD/RESERVE VS. OTHER PART-TIME JOB/ACTIVITY BY PROFICIENCY
 (1% PERCENT; WEIGHTED TO NATIONAL TOTALS)

	NON PRIOR SERVICE		VETERANS		ARMY GUARD		TOTAL SAMPLE D	
SAMPLE N	690	1214	223	757	834	1101	817	1112
NATIONAL N	55491	190068	124134	159155	141557	192670		
MUCH MORE LIKELY-GD/RES	14.9	4.4	9.4	2.0	14.2	3.3	15.3	7.1
SOMEWHAT MORE LIKELY-G/R	11.6	7.1	10.7	3.9	23.5	7.2	19.6	13.5
NEITHER/EITHER	4.1	8.3	8.0	5.4	7.7	5.4	7.2	6.3
SOMEWHAT MORE LIKELY-OTH	26.8	31.8	32.6	27.1	20.5	26.2	25.1	21.7
MUCH MORE LIKELY-OTHER	37.6	48.4	38.0	59.8	29.7	55.5	32.1	48.9
DON'T KNOW	1.3	6.3	0.0	0.3	0.1	0.1	0.0	0.0
REFUSED	0.1	0.3	0.4	1.2	0.2	0.3	0.6	0.5
MEAN ^{a)}	3.61	4.13	3.74	4.41	3.20	4.22	3.39	3.88
VARIANCE	2.11	1.23	1.74	0.83	2.33	1.23	2.21	1.91
STD. DEV.	1.45	1.11	1.32	0.91	1.53	1.11	1.49	1.38

^{a)} 1 = MUCH MORE LIKELY IN GUARD/RESERVE; 5 = MUCH MORE LIKELY IN OTHER JOB/ACTIVITY

TABLE 157. AGILITY OF SERVING COUNTRY IN THE
 GUARD/RESERVE VS. OTHER PART-TIME JOB/ACTIVITY BY PROPENSITY
 (BY STRATA ADJUSTED TO NATIONAL TOTALS)

	NON PRIOR SERVICE	VETERANS	ARMY GUARD	TOTAL SAMPLE D
SAMPLE N	690	223	1101	1112
NATIONAL N	55991	190068	169155	141557
MUCH MORE LIKELY-GU/RS	60.6	61.7	42.9	65.0
SOMEWHAT MORE LIKELY-GU/RS	21.9	25.5	32.8	27.1
NEITHER/EITHER	4.4	5.8	5.0	5.3
SOMEWHAT MORE LIKELY-OTH	4.2	3.1	7.9	2.6
MUCH MORE LIKELY-OTHER	2.9	2.7	10.8	1.8
DON'T KNOW	0.5	0.4	0.1	0.0
REFUSED	0.5	0.4	0.5	0.5
MEAN a)	1.55	1.58	2.10	1.48
VARIANCE	0.14	0.16	1.77	0.68
STD. DEV.	0.37	0.39	1.33	0.82

a) 1 = MUCH MORE LIKELY IN GUARD/RESERVE; 5 = MUCH MORE LIKELY IN OTHER JOB/ACTIVITY

TABLE 100. PROBABILITY OF MAKING GOOD FRIENDS IN THE
 SCHEDULED SERVICE, OTHER PART-TIME JOB/ACTIVITY BY PROPENSITY
 (PERCENTAGE ADJUSTED TO NATIONAL TOTALS)

SAMPLE #	NEW PRIOR SERVICE		VETERANS		ARMY GUARD		TOTAL SAMPLE D	
	PROPS	PROPIPOS	PROPIPOS	PROPIPOS	PROPIPOS	PROPIPOS		
NATIONAL #	690	1214	223	747	834	1101	817	1112
	55991	150068	128134	169155	141557	192670		
MUCH MORE LIKELY-GUARDS	23.5	7.1	17.4	5.3	35.6	11.5	24.4	14.5
SOMEWHAT MORE LIKELY-G/R	22.8	15.4	22.3	14.2	30.3	20.3	27.6	19.0
NEITHER/EITHER	21.3	22.5	26.4	17.5	16.2	16.7	21.3	19.6
SOMEWHAT MORE LIKELY-OTH	17.8	24.7	17.9	27.3	8.9	23.9	16.3	22.5
MUCH MORE LIKELY-OTHER	14.5	26.2	14.7	33.7	8.6	27.2	9.6	23.9
DON'T KNOW	0.6	0.3	0.4	0.4	0.1	0.1	0.0	0.0
REFUSED	0.3	0.5	0.4	1.3	0.2	0.3	0.7	0.5
MEAN a)	2.77	3.52	2.90	3.71	2.24	3.35	2.59	3.23
VARIANCE	1.87	1.51	1.70	1.51	1.60	1.88	1.64	1.91
STD. DEV.	1.37	1.23	1.30	1.23	1.26	1.37	1.28	1.38

a) 1 = MUCH MORE LIKELY IN GUARD/RESERVE; 5 = MUCH MORE LIKELY IN OTHER JOB/ACTIVITY

TABLE 15C. ACHIEVABILITY OF SERVING COMMUNITY IN THE
 GUARD/RESERVE VS. OTHER PART-TIME JOB/ACTIVITY BY PROPENSITY
 (BY OCCUPATION: ADJUSTED TO NATIONAL TOTALS)

SAMPLE #	JOB PRIOR SERVICE		VETERANS		ARMY GUARD		TOTAL SAMPLE D	
	PROPOS	PROPNEG	PROPOS	PROPNEG	PROPOS	PROPNEG	PROPOS	PROPNEG
NATIONAL N	640	1214	223	757	834	1101	817	1112
	55991	190068	128134	169155	141557	192670		
MUCH MORE LIKELY-GD/RES	31.0	16.0	22.3	10.8	45.2	16.1	28.4	18.0
SOMEWHAT MORE LIKELY-G/R	20.7	27.5	21.7	20.5	30.5	28.3	34.5	27.0
NEITHER/EITHER	11.3	12.3	16.1	10.7	8.0	8.7	11.2	10.9
SOMEWHAT MORE LIKELY-OTH	16.7	24.1	17.0	26.2	8.9	20.6	16.2	21.8
MUCH MORE LIKELY-OTHER	11.7	20.2	14.7	29.9	7.1	25.8	8.8	21.5
DON'T KNOW	0.6	0.2	0.4	0.1	0.1	0.1	0.3	0.2
REFUSED	0.1	0.6	0.4	1.4	0.2	0.4	0.6	0.5
MEAN a)	2.48	3.05	2.75	3.45	2.02	3.12	2.42	3.02
VARIANCE	1.00	1.96	1.90	1.94	1.55	2.16	1.68	2.09
STD. DEV.	1.33	1.40	1.38	1.39	1.24	1.47	1.29	1.44

a) 1 = MUCH MORE LIKELY IN GUARD/RESERVE; 5 = MUCH MORE LIKELY IN OTHER JOB/ACTIVITY

TABLE 140. ACHIEVABILITY OF GOAL BENEFITS IN THE
 GUARD/RESERVE VS. OTHER PART-TIME JOB/ACTIVITY BY PROFICIENCY
 (IP POS PERCENTS ADJUSTED TO NATIONAL TOTALS)

SAMPLE A	NAT. PRIOR SERVICE		VETERANS		ARMY GUARD		TOTAL SAMPLE D	
	IP	POS	IP	POS	IP	POS		
NATIONAL N	690	1214	273	757	834	1101	817	1112
	54091	100068	128134	169155	141557	192670		
MUCH MORE LIKELY-GUARDS	31.6	16.3	30.8	18.0	31.2	8.8	30.3	17.1
SOMEWHAT MORE LIKELY-GUARD	29.8	23.5	34.9	24.5	32.3	17.5	31.5	24.7
NEITHER/EITHER	8.1	11.2	10.7	9.3	8.8	8.4	10.0	11.0
SOMEWHAT MORE LIKELY-OTHER	15.7	24.6	11.6	18.4	12.1	26.0	13.8	17.2
MUCH MORE LIKELY-OTHER	14.8	24.4	10.7	28.0	15.2	39.0	13.7	29.4
DON'T KNOW	1.0	0.7	0.4	0.1	0.1	0.0	0.1	0.1
REFUSED	0.5	0.3	0.4	1.2	0.4	0.4	0.5	0.5
MEAN (S)	2.52	3.17	2.36	3.14	2.48	3.69	2.43	3.17
VARIANCE	2.04	2.08	1.74	2.29	2.04	1.88	1.96	2.26
STD. DEV.	1.44	1.44	1.32	1.51	1.43	1.37	1.40	1.50

a) 1 = MUCH MORE LIKELY IN GUARD/RESERVE; 5 = MUCH MORE LIKELY IN OTHER JOB/ACTIVITY

AD-A149 167

A STUDY OF ISSUES RELATED TO ACCESSION AND RETENTION OF
ENLISTED PERSONNEL (U) THOMPSON (J WALTER) CO
WASHINGTON DC NOV 77 DADC/HRB-TR-77/2-VOL-3


3/4

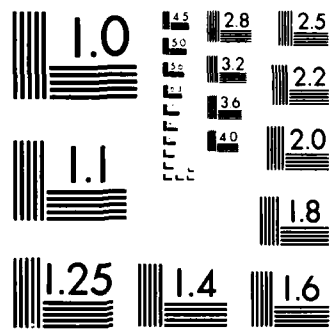
UNCLASSIFIED

M00027-73-A-0013

F/G 5/9

NL





MICROCOPY RESOLUTION TEST CHART
NATIONAL BUREAU OF STANDARDS-1963-A

TABLE 1.1. ACHIEVABILITY OF DEVELOPING MY POTENTIAL IN THE
 GUARD/RESERVE VS. OTHER PART-TIME JOB/ACTIVITY BY PROFESSIONALITY
 (P. PERCENTS ADJUSTED TO NATIONAL TOTALS)

SAMPLE #	NVA PRIOR SERVICE			VETERANS			ARMY GUARD			TOTAL SAMPLE D
	690	1214	223	757	834	1101	817	1112		
NATIONAL N	55091	190068	128134	169155	141557	192670				
MUCH MORE LIKELY-GU/PRES	24.7	5.6	13.0	3.4	23.1	4.5	17.7	8.8		
SOMWHAT MORE LIKELY-G/R	24.7	15.3	21.0	7.2	24.2	7.7	21.0	10.9		
NEITHER/EITHER	12.5	13.4	15.2	10.3	12.0	5.6	15.0	11.2		
SOMEWHAT MORE LIKELY-OTH	17.5	29.5	24.6	25.7	20.0	27.0	19.6	21.4		
MUCH MORE LIKELY-OTHER	16.5	32.2	24.6	51.1	19.9	54.2	25.6	46.7		
DON'T KNOW	0.9	0.5	0.0	0.1	0.1	0.3	0.3	0.3		
REFUSED	0.7	0.5	0.4	1.4	0.6	0.6	0.7	0.6		
MEAN a)	2.68	3.59	3.25	4.15	2.49	4.20	3.15	3.87		
VARIANCE	2.15	1.77	1.95	1.25	2.17	1.29	2.14	1.81		
STD. DEV.	1.46	1.33	1.39	1.12	1.47	1.14	1.46	1.35		

a) 1 = MUCH MORE LIKELY IN GUARD/RESERVE; 5 = MUCH MORE LIKELY IN OTHER JOB/ACTIVITY

TABLE 152. ADJUSTABILITY OF HAVING A CHANCE TO USE HOBBIES OR INTERESTS IN THE GUARD/RESERVE VS. OTHER PART-TIME JOB/ACTIVITY BY PROFICIENCY (IN PERCENT; WEIGHTED TO NATIONAL TOTALS)

SAMPLE	NAT. PRIOR SERVICE		VETERANS		ARMY GUARD		TOTAL SAMPLE
	N	%	N	%	N	%	
NATIONAL	640	12.14	227	7.57	834	11.01	817
			55971	19.0068	128134	16.9155	141557
MUCH MORE LIKELY-GUARDS	17.8	5.6	13.5	3.3	14.5	2.4	14.1
SOMEWHAT MORE LIKELY-G/R	21.0	11.5	14.3	7.9	22.1	5.8	17.4
NEITHER/EITHER	12.0	11.6	16.1	9.3	10.2	5.7	11.4
SOMEWHAT MORE LIKELY-OTH	24.1	33.4	25.0	30.7	26.0	25.0	28.6
MUCH MORE LIKELY-OTHER	24.2	38.0	25.5	47.4	27.0	60.7	27.9
DON'T KNOW	0.4	0.3	0.0	0.0	0.0	0.0	0.0
REFUSED	0.3	0.4	0.4	1.1	0.2	0.5	0.6
MEAN	3.14	3.47	3.31	4.13	3.29	4.36	3.39
VARIANCE	2.12	1.44	1.94	1.18	2.06	0.96	2.00
STD. DEV.	1.46	1.20	1.34	1.09	1.44	0.99	1.41

a) 1 = MUCH MORE LIKELY IN GUARD/RESERVE; 5 = MUCH MORE LIKELY IN OTHER JOB/ACTIVITY

TABLE 10. COMPARABILITY OF GAINING RECOGNITION AND STATUS IN THE GUARD/RESERVE VS. OTHER PART-TIME JOB/ACTIVITY BY EMPLOYMENT CATEGORY (WEIGHTED TO NATIONAL TOTALS)

SAMPLE N	NO. PRIOR SERVICE		VETERANS		ARMY GUARD		TOTAL SAMPLE D	
	NO. PRIOR SERVICE	VETERANS	ARMY GUARD	VETERANS	ARMY GUARD	VETERANS		
MUCH MORE LIKELY-GU/RES	20.7	10.9	21.0	6.6	27.2	6.1	20.6	10.6
SOMEWHAT MORE LIKELY-G/R	27.2	14.5	24.6	13.2	33.7	14.4	26.6	16.9
NEITHER/EITHER	12.7	13.2	14.7	11.6	8.8	8.1	12.5	11.0
SOMEWHAT MORE LIKELY-OTH	16.5	31.9	21.9	26.9	14.9	27.6	22.6	25.5
MUCH MORE LIKELY-OTMFP	13.7	25.5	17.0	39.9	15.2	43.3	17.1	35.3
NOT KNOWN	0.6	0.5	0.0	0.3	0.1	0.2	0.1	0.1
DIFFUSED	0.3	0.5	0.4	1.3	0.1	0.4	0.5	0.5
MEAN a)	2.57	3.43	2.49	3.82	2.57	3.86	2.49	3.58
VARIANCE	1.69	1.78	1.99	1.63	2.00	1.63	2.00	1.94
STD. DEV.	1.30	1.33	1.41	1.28	1.42	1.28	1.41	1.39

a) 1 = MUCH MORE LIKELY IN GUARD/RESERVE; 5 = MUCH MORE LIKELY IN OTHER JOB/ACTIVITY

TABLE 10A. ACHIEVABILITY OF WORKING FOR A BETTER SOCIETY IN THE GUARD/RESERVE VS. OTHER PART-TIME JOB/ACTIVITY BY PROPENSITY (IN PERCENT; WEIGHTED TO NATIONAL TOTALS)

SAMPLE N	NAT. PRIOR SERVICE		VETERANS		ARMY GUARD		TOTAL SAMPLE D	
	698	1214	223	757	834	1101	817	1112
NATIONAL A	55491	100068	128134	164155	141557	192670		
MUCH MORE LIKELY-GD/RES	31.7	15.7	21.0	8.4	38.0	12.5	27.8	14.6
SOMEWHAT MORE LIKELY-OTH	32.3	29.4	32.2	17.2	33.9	22.7	34.6	25.1
NEITHER/EITHER	10.5	11.3	15.4	14.2	8.3	9.6	13.0	13.3
SOMEWHAT MORE LIKELY-OTH	14.6	21.2	17.9	27.5	12.1	25.3	15.7	20.8
MUCH MORE LIKELY-OTHER	10.4	20.5	14.3	30.8	7.2	23.6	7.8	25.2
DON'T KNOW	0.4	0.2	0.4	0.3	0.1	0.2	0.5	0.4
REFUSED	0.4	0.5	0.4	1.2	0.4	0.5	0.5	0.6
MEAN a)	2.40	3.01	2.72	3.56	2.16	3.38	2.41	3.17
VARIANCE	1.82	1.95	1.86	1.74	1.58	2.02	1.60	2.04
STD. DEV.	1.35	1.40	1.36	1.32	1.26	1.42	1.26	1.43

a) 1 = MUCH MORE LIKELY IN GUARD/RESERVE; 5 = MUCH MORE LIKELY IN OTHER JOB/ACTIVITY

TABLE 100. LIKELIHOOD OF ACHIEVING LIFE'S GOALS IN THE
 GUARD/RESERVE VS. OTHER PART-TIME JOB/ACTIVITY BY PROPENSITY
 (PERCENTS - ROUNDED TO NATIONAL TOTALS)

	NON PRIOR SERVICE		VETERANS		ARMY GUARD		TOTAL SAMPLE D	
	IPOS PROPIN	PROPIPOS	PROPIPOS	PROPIPOS	PROPIPOS	PROPIPOS	PROPIPOS	PROPIPOS
SAMPLE N	693	1214	223	757	834	1101	817	1112
NATIONAL "	55491	190068	124134	169155	141557	192670		
MUCH MORE LIKELY-CD/RES	12.6	4.4	7.2	2.1	22.5	1.7	15.4	6.3
SOMEWHAT MORE LIKELY-G/R	13.5	5.6	14.3	2.0	18.9	3.5	17.4	6.5
EITHER/NEITHER	8.7	8.1	9.4	5.7	8.4	5.4	10.9	7.7
SOMEWHAT MORE LIKELY-OTH	23.9	24.8	26.4	20.0	22.2	20.2	24.1	22.3
MUCH MORE LIKELY-OTHER	35.5	57.0	40.7	69.4	26.7	64.8	31.9	57.0
DON'T KNOW	1.0	0.6	1.3	0.3	1.0	0.2	0.3	0.1
REFUSED	0.1	0.2	0.0	0.3	0.2	0.2	0.0	0.1
MEAN: a)	3.44	4.74	3.81	4.54	3.12	4.51	3.40	4.17
VARIANCE	2.34	1.21	1.71	0.74	2.40	0.76	2.15	1.45
STD. DEV.	1.53	1.10	1.31	0.86	1.55	0.88	1.47	1.20

a) 1 = MUCH MORE LIKELY IN GUARD/RESERVE; 5 = MUCH MORE LIKELY IN OTHER JOB/ACTIVITY

TABLE 100. LIKELIHOOD OF LIVING A PRODUCTIVE LIFE IN THE
 GUARD/RESERVE VS. OTHER PART-TIME JOB/ACTIVITY BY PROFESSION
 (IN PERCENTS ADJUSTED TO NATIONAL TOTALS)

SAMPLE N	MILITARY SERVICE		VETERANS		ARMY GUARD		TOTAL SAMPLE D	
	N	%	N	%	N	%	N	%
	640	1214	225	757	834	1101	817	1112
NATIONAL	55991	190068	128134	169155	141557	192670		
MUCH MORE LIKELY-GUARD/RESERVE	17.3	4.6	6.7	1.6	19.3	1.8	15.1	6.0
SOMEWHAT MORE LIKELY-G/R	17.6	7.2	15.2	2.6	25.5	4.2	21.5	9.3
NEITHER/EITHER	10.7	8.9	13.9	7.1	19.7	6.8	11.9	9.2
SOMEWHAT MORE LIKELY-OTHER	25.2	30.2	26.8	21.9	21.1	22.3	27.1	24.6
MUCH MORE LIKELY-OTHER	29.2	49.1	35.8	65.7	22.4	64.8	23.9	50.9
DON'T KNOW	0.9	0.2	1.3	0.5	0.7	0.1	0.4	0.0
REFUSED	0.3	0.2	0.0	0.3	0.2	0.1	0.1	0.0
MEAN a)	3.31	4.12	4.71	4.45	3.02	4.44	3.23	4.05
VARIANCE	2.19	1.26	1.65	0.75	2.16	0.85	2.00	1.51
STD. DEV.	1.48	1.12	1.29	0.86	1.47	0.92	1.42	1.23

a) 1 = MUCH MORE LIKELY IN GUARD/RESERVE; 5 = MUCH MORE LIKELY IN OTHER JOB/ACTIVITY

TABLE 107. LIKELIHOOD OF A SYSTEM OF PROPOSITIONS THAT WOULD BE PAID IN THE GUARD/RESERVES BY PROPENSITY (IN PERCENT; WEIGHTED TO NATIONAL TOTALS)

	NON PRIOR SERVICE	VETERANS	ARMY GUARD	TOTAL SAMPLE D
SAMPLE N	1214	757	834	1101
NATIONAL N	55991	190068	128134	169155
VERY LIKELY	33.7	24.7	26.4	19.4
SOMEWHAT LIKELY	49.3	52.1	42.5	42.4
NEITHER	2.2	5.3	4.5	5.3
SOMEWHAT UNLIKELY	9.0	11.2	9.4	10.4
VERY UNLIKELY	5.8	6.6	7.2	17.7
DON'T KNOW	0.1	0.1	0.0	0.0
REFUSED	0.4	0.3	0.4	0.2
MEAN a)	2.04	2.23	2.18	2.69
VARIANCE	1.24	1.29	1.30	1.97
STD. DEV.	1.12	1.14	1.14	1.40

a) 1 = VERY LIKELY; 5 = VERY UNLIKELY

TABLE 16P. LIKELIHOOD THAT PEIRCE IN THE GUARD/RESERVES
 WOULD TAKE TOO MUCH TIME AWAY FROM FAMILY BY PROFICIENCY
 (IN PERCENTS ADJUSTED TO NATIONAL TOTALS)

SAMPLE N	NON PRIOR SERVICE				ARMY GUARD				TOTAL SAMPLE D
	223	757	874	1101	817	1112	141557	192670	
VERY LIKELY	22.9	33.4	19.7	36.7	15.7	55.8	17.3	34.5	
SOMEWHAT LIKELY	31.6	32.9	33.5	30.1	31.3	24.1	28.6	28.3	
NEITHER	5.1	6.6	9.8	7.0	8.9	2.8	9.8	6.4	
SOMEWHAT UNLIKELY	23.9	18.3	22.8	17.5	27.3	9.6	26.2	17.2	
VERY UNLIKELY	16.6	8.8	13.4	8.0	16.8	7.6	18.1	13.4	
DON'T KNOW	0.0	0.1	0.0	0.1	0.0	0.1	0.0	0.1	
REFUSED	0.4	0.2	0.4	0.1	0.0	0.0	0.0	0.1	
MEAN a)	2.80	2.36	2.77	2.30	2.98	1.89	2.99	2.46	
VARIANCE	2.09	1.80	1.85	1.78	1.89	1.65	1.96	2.09	
STD. DEV.	1.45	1.34	1.36	1.34	1.37	1.28	1.40	1.45	

a) 1 = VERY LIKELY; 5 = VERY UNLIKELY

TABLE 100. LIKELIHOOD OF BEING CALLED TO ACTIVE DUTY IN CASE OF WAR OR EMERGENCY OCCURRING IN THE GUARD/RESERVE BY PROBABILITY (PERCENTS WEIGHTED TO NATIONAL TOTALS)

	NOV PRIOR SERVICE		VETERANS	
SAMPLE N	690	1214	223	757
NATIONAL %	55991		190068	
VERY LIKELY	43.7	45.5	40.7	46.7
SOMEWHAT LIKELY	36.8	35.7	36.6	30.3
NEITHER	2.6	3.7	6.7	4.7
SOMEWHAT UNLIKELY	8.9	10.1	9.8	10.6
VERY UNLIKELY	6.0	5.0	5.4	6.3
DO NOT KNOW	0.6	0.4	0.0	0.5
REFUSED	0.0	0.2	0.4	0.3
MEAN a)	1.95	1.93	2.02	1.99
VARIANCE	1.55	1.34	1.36	1.53
STD. DEV.	1.16	1.16	1.17	1.24

a) 1 = VERY LIKELY; 5 = VERY UNLIKELY

TABLE 170. LIKELIHOOD OF GOOD OPERATIONAL RESULTS FOR PROMOTIONS OCCURRING IN THE GUARD/RESERVES BY PROPENSITY (BY SERVICE; WEIGHTED TO NATIONAL TOTALS)

SAMPLE N	NON PRIOR SERVICE			VETERANS			ARMY GUARD			TOTAL SAMPLE D
	IP	OP	REF	IP	OP	REF	IP	OP	REF	
NATIONAL A	650	1214	225	757	834	1101	817	1112	192670	
VERY LIKELY	36.2	26.0	34.0	19.9	38.5	16.1	30.4	20.4		
SOMEWHAT LIKELY	46.8	50.7	46.5	44.5	37.1	31.2	45.2	39.0		
NEITHER	3.9	5.4	5.4	8.2	3.8	5.3	2.9	5.1		
SOMEWHAT UNLIKELY	7.4	11.4	8.0	12.4	12.1	19.2	13.9	17.3		
VERY UNLIKELY	3.6	6.5	5.2	14.5	8.5	28.0	8.0	18.1		
DON'T KNOW	0.0	0.1	0.0	0.1	0.0	0.3	0.1	0.0		
REFUSED	0.6	0.2	0.0	0.1	0.0	0.1	0.0	0.1		
MEAN a)	1.92	2.22	2.05	2.57	2.15	3.12	2.23	2.74		
VARIANCE	1.04	1.31	1.24	1.77	1.65	2.26	1.54	2.04		
STD. DEV.	1.02	1.14	1.11	1.33	1.28	1.50	1.24	1.43		

a) 1 = VERY LIKELY; 5 = VERY UNLIKELY

TABLE 171. LIKELIHOOD OF HAVING MILITARY SUPERVISORS HANDLE
 (A) OFFAS Y D I; THE GUARD/RESERVE BY PROPHUSITY
 (IN PERCENTS REFERRED TO NATIONAL TOTALS)

SAMPLE N	PRIOR SERVICE		VETERAN		ARMY GUARD		TOTAL SAMPLE D	
	PROPIPOS	PROPIPOS	PROPIPOS	PROPIPOS	PROPIPOS	PROPIPOS	PROPIPOS	PROPIPOS
690	1214	223	757	834	1101	817	1112	
NATIONAL N	55991	190048	128134	169155	141557	192670		
VERY LIKELY	22.4	23.9	31.7	44.1	14.7	31.5	18.1	31.3
SOMEWHAT LIKELY	33.1	32.1	29.5	28.4	22.2	21.4	24.2	22.6
NEITHER	8.1	10.0	9.8	7.8	5.6	5.8	6.5	7.4
SOMEWHAT UNLIKELY	20.4	21.5	17.0	10.0	24.9	19.0	22.3	18.8
VERY UNLIKELY	16.0	12.5	11.2	9.2	32.5	22.2	28.7	19.4
DON'T KNOW	0.1	0.1	0.0	0.1	0.0	0.0		0.1
REFUSFO	1.0	0.3	0.4	0.0	0.0	0.0	0.0	0.3
MEAN a)	2.74	2.67	2.46	2.11	3.38	2.79	3.19	2.72
VARIANCE	2.01	1.88	1.91	1.74	2.21	2.51	2.31	2.38
STD. DEV.	1.42	1.37	1.38	1.32	1.49	1.58	1.52	1.54

a) 1 = VERY LIKELY; 5 = VERY UNLIKELY

TABLE 172. LIKELIHOOD OF HAVING MADE CUT SHORT IN THE
 QUALITY LEAVE BY PROBABILITY
 (IN PERCENT; ADJUSTED TO NATIONAL TOTALS)

	NON PRIOR SERVICE		VETERANS	
SAMPLE N	656	1214	223	757
NATIONAL N	55991		190068	
VERY LIKELY	50.1	42.1	48.3	56.2
SOMEWHAT LIKELY	25.2	27.4	30.8	22.6
NEITHER	6.3	7.6	6.3	6.1
SOMEWHAT UNLIKELY	9.5	12.4	8.0	7.4
VERY UNLIKELY	8.9	10.1	6.3	7.1
DO NOT KNOW	0.7	0.2	0.0	0.1
REFUSED	0.3	0.2	0.0	0.1
MEAN. a)	2.02	2.21	1.93	1.86
VARIANCE	1.75	1.86	1.43	1.55
STD. DEV.	1.32	1.36	1.20	1.24

a) 1 = VERY LIKELY; 5 = VERY UNLIKELY

TABLE 375. LIKELIHOOD OF ATTENDING DRILLS THAT ARE A BASIS OF TIME IN THE GUARD/RESERVE BY PROPENSITY (IN PERCENT; WEIGHTED TO NATIONAL TOTALS)

SAMPLE N	N% PRIOR SERVICE			VETERANS			ARMY GUARD			TOTAL SAMPLE D
	PROPN	PROPN	PROPN	PROPN	PROPN	PROPN	PROPN	PROPN	PROPN	
650	1214	223	757	834	1101	817	1112			
NATIONAL N	55991	128134	169155	141557	192670					
VERY LIKELY	17.8	21.9	29.0	48.1	19.3	48.7	18.4	42.3		
SOMEWHAT LIKELY	25.5	28.0	25.9	26.9	23.3	24.8	25.3	23.1		
NEITHER	6.6	7.5	9.8	5.3	4.9	3.5	7.4	5.7		
SOMEWHAT UNLIKELY	24.7	24.9	21.5	10.4	23.7	10.2	23.0	15.1		
VERY UNLIKELY	25.4	17.7	13.4	8.8	28.8	12.8	25.9	13.7		
DON'T KNOW	0.0	0.1	0.0	0.1	0.0	0.0	0.0	0.0		
REFUSFD	0.7	0.3	0.0	0.1	0.0	0.0	0.0	0.0		
MEAN a)	3.14	2.89	2.64	2.05	3.19	2.14	3.13	2.35		
VARIANCE	2.21	2.10	2.05	1.75	2.36	2.06	2.24	2.20		
STD. DEV.	1.49	1.45	1.43	1.32	1.53	1.44	1.50	1.48		

a) 1 = VERY LIKELY; 5 = VERY UNLIKELY

TABLE 174. LIKELIHOOD OF HAVING PROBLEMS WITH JOB BECAUSE OF NATIONAL GUARD OR RESERVE OBLIGATIONS BY PROFICIENCY (IN PERCENT; ADJUSTED TO NATIONAL TOTALS)

SAMPLE N	NAVY PRIDE SERVICE		VETERANS		ARMY GUARD		TOTAL SAMPLE D	
	POS PROP	NEG PROP	POS PROP	NEG PROP	POS PROP	NEG PROP		
NATIONAL N	600	1214	223	757	834	1101	817	1112
			55491	190061	124134	169155	141557	192670
VERY LIKELY	14.8	23.0	13.0	26.6	14.9	46.2	15.3	28.5
SOMEWHAT LIKELY	26.9	27.1	26.4	22.6	22.3	19.3	21.2	21.5
NEITHER	4.8	5.5	7.2	6.2	3.4	3.0	5.1	5.0
SOMEWHAT UNLIKELY	25.3	23.9	27.3	20.9	21.1	13.5	21.8	18.0
VERY UNLIKELY	27.2	20.5	25.5	23.0	34.4	17.6	36.3	27.0
DON'T KNOW	0.0	0.1	0.0	0.3	0.0	0.1	0.0	0.0
REFUSED	0.3	0.4	0.0	0.0	0.0	0.0	0.0	0.0
MFAN a)	3.21	2.92	3.26	2.91	3.46	2.37	3.43	2.93
VARIANCE	2.20	2.25	2.02	2.43	2.35	2.50	2.32	2.61
STD. DEV.	1.44	1.50	1.42	1.56	1.53	1.58	1.52	1.62

a) 1 = VERY LIKELY; 5 = VERY UNLIKELY

TABLE 175. LIKELIHOOD THAT DRILLS IN THE GUARD/RESERVES WOULD PREPARE FOR MOBILIZATION FOR EMERGENCIES SUCH AS FLOODS, ETC. BY PROPENSITY (IN PERCENT; WEIGHTED TO NATIONAL TOTALS)

	ARMY GUARD	TOTAL SAMPLE D
SAMPLE N	834	1101
NATIONAL N	128134	169155
		141557
		192670
VERY LIKELY	50.2	29.1
		27.2
SOMEWHAT LIKELY	32.1	31.8
		28.8
NEITHER	1.2	3.3
		4.5
SOMEWHAT UNLIKELY	7.4	14.5
		18.5
VERY UNLIKELY	8.9	21.3
		20.8
DON'T KNOW	0.1	0.0
		0.0
REFUSED	0.0	0.0
		0.0
MEAN ^{a)}	1.92	2.67
		2.77
VARIANCE	1.61	2.37
		2.34
STD. DEV.	1.27	1.54
		1.53
		1.58

a) 1 = VERY LIKELY; 5 = VERY UNLIKELY

TABLE 176. LIKELIHOOD OF INSTRUCTORS BEING WELL QUALIFIED TO TEACH THEIR SUBJECTS OCCURRING IN THE GUARD/RESERVES BY PROPENSITY (IN PERCENT; WEIGHTED TO NATIONAL TOTALS)

	ARMY GUARD	TOTAL SAMPLE D
SAMPLE N	834	1101
NATIONAL N	128134	141557
VERY LIKELY	39.8	19.4
SOMEWHAT LIKELY	37.3	26.1
NEITHER	2.2	5.6
SOMEWHAT UNLIKELY	11.3	19.9
VERY UNLIKELY	9.5	28.7
DON'T KNOW	0.0	0.2
REFUSED	0.0	0.1
MEAN ^{a)}	2.13	3.12
VARIANCE	1.71	2.38
STD. DEV.	1.31	1.54

^{a)} 1 = VERY LIKELY; 5 = VERY UNLIKELY

TABLE 177. LIKELIHOOD OF HAVING MODERN, UP-TO-DATE TRAINING EQUIPMENT IN THE GUARD/RESERVES BY PROPENSITY (IN PERCENT; WEIGHTED TO NATIONAL TOTALS)

	ARMY GUARD	TOTAL SAMPLE
SAMPLE N	834	1101
NATIONAL N	128134	141537
	169155	192670
VERY LIKELY	37.1	20.3
	27.9	23.6
SOMEWHAT LIKELY	31.3	26.2
	30.3	29.4
NEITHER	3.2	3.6
	4.5	4.7
SOMEWHAT UNLIKELY	12.0	17.5
	16.2	15.6
VERY UNLIKELY	16.3	32.3
	20.9	29.7
DON'T KNOW	0.1	0.0
	0.0	0.0
REFUSED	0.0	0.0
	0.2	0.0
MEAN ^{a)}	2.39	3.15
	2.72	3.04
VARIANCE	2.20	2.52
	2.34	2.46
STD. DEV.	1.48	1.59
	1.53	1.57

^{a)} 1 = VERY LIKELY; 5 = VERY UNLIKELY

TABLE 17A. LIKELIHOOD THAT DRILLS IN THE GUARD/RESERVES WOULD PREPARE YOU TO BE COMBAT READY BY PROPENSITY (IN PERCENT; WEIGHTED TO NATIONAL TOTALS)

	ARMY GUARD	TOTAL SAMPLE D
SAMPLE N	834	1101
NATIONAL N	128134	169155
	141557	192670
VERY LIKELY	37.4	14.7
	30.2	17.7
SOMEWHAT LIKELY	35.3	27.5
	32.3	27.8
NEITHER	3.2	4.1
	4.7	4.9
SOMEWHAT UNLIKELY	11.9	19.9
	16.0	18.3
VERY UNLIKELY	12.2	33.7
	16.8	31.2
DON'T KNOW	0.0	0.1
	0.0	0.0
REFUSED	0.0	0.0
	0.1	0.0
MEAN ^{a)}	2.26	3.30
	2.57	3.18
VARIANCE	1.91	2.32
	2.18	2.39
STD. DEV.	1.38	1.52
	1.49	1.54

a) 1 = VERY LIKELY; 5 = VERY UNLIKELY

TABLE 179. LIKELIHOOD THAT CLASSES WOULD BE CANCELLED OR SCHEDULED AT THE LAST MINUTE WITHOUT MUCH PLANNING IN THE GUARD/RESERVES BY PROPENSITY (IN PERCENT; WEIGHTED TO NATIONAL TOTALS)

	ARMY GUARD	TOTAL SAMPLE D
SAMPLE N	834	1101
NATIONAL N	128134	141557
VERY LIKELY	23.3	39.5
SOMEWHAT LIKELY	24.6	23.9
NEITHER	3.8	4.6
SOMEWHAT UNLIKELY	19.8	16.6
VERY UNLIKELY	28.5	15.3
DON'T KNOW	0.0	0.1
REFUSED	0.0	0.0
MEAN ^{a)}	3.06	2.44
VARIANCE	2.51	2.29
STD. DEV.	1.59	1.51

^{a)} 1 = VERY LIKELY; 5 = VERY UNLIKELY

TABLE 1A0. LIKELIHOOD OF BEING WELL INFORMED BY THE GUARD/
RESERVE ABOUT GENERAL GUARD/RESERVE INFORMATION
BY PROPENSITY
(IN PERCENT; WEIGHTED TO NATIONAL TOTALS)

	ARMY GUARD	TOTAL SAMPLE
SAMPLE N	834	1101
NATIONAL N	169135	141557
VERY LIKELY	50.8	44.0
SOMEWHAT LIKELY	31.8	35.2
NEITHER	1.6	3.2
SOMEWHAT UNLIKELY	6.8	9.5
VERY UNLIKELY	9.0	7.9
DON'T KNOW	0.0	0.2
REFUSED	0.0	0.0
MEAN ^{a)}	1.91	2.02
VARIANCE	1.60	1.57
STD. DEV.	1.26	1.25

a) 1 = VERY LIKELY; 5 = VERY UNLIKELY

TABLE 101. LIKELIHOOD THAT SUMMER TRAINING CAMP IN THE
 GUARD/RESERVES WOULD PREPARE YOU TO BE COMBAT
 READY BY PROPENSITY
 (IN PERCENT; WEIGHTED TO NATIONAL TOTALS)

	ARMY GUARD	TOTAL SAMPLE D
SAMPLE N	834	1101
NATIONAL N	128134	169155
	141557	192670
VERY LIKELY	45.8	17.6
	34.0	21.6
SOMEWHAT LIKELY	32.9	31.7
	33.6	28.6
NEITHER	2.0	4.1
	5.1	5.5
SOMEWHAT UNLIKELY	7.3	14.3
	11.8	15.2
VERY UNLIKELY	11.9	32.3
	15.3	28.9
DON'T KNOW	0.0	0.0
	0.1	0.1
REFUSED	0.1	0.0
	0.1	0.0
MEAN ^{a)}	2.06	3.12
	2.41	3.01
VARIANCE	1.84	2.44
	2.08	2.46
STD. DEV.	1.36	1.56
	1.44	1.57

a) 1 = VERY LIKELY; 5 = VERY UNLIKELY

TABLE 1P2. LIKELIHOOD THAT BEING IN THE GUARD/RESERVE WOULD TAKE TOO MUCH TIME AWAY FROM PERSONAL AND SOCIAL ACTIVITIES BY FREQUENCY (IN PERCENT; WEIGHTED TO NATIONAL TOTALS)

SAMPLE N	NCO PRIOR SERVICE			VETERANS			ARMY GUARD			TOTAL SAMPLE D		
	690	1214	223	757	834	1101	817	1112	141557	192670	192670	
VERY LIKELY	18.9	34.8	20.1	43.2	16.9	59.1	14.8	38.5	25.9	25.9	25.9	
SOMEWHAT LIKELY	34.1	31.4	33.1	26.6	27.6	24.3	24.9	25.2	24.9	25.9	25.9	
NEITHER	5.3	5.4	5.4	4.0	5.9	2.5	8.0	5.2	8.0	5.2	5.2	
SOMEWHAT UNLIKELY	25.1	19.7	24.8	15.9	24.9	8.2	27.7	14.8	27.7	14.8	14.8	
VERY UNLIKELY	14.6	8.8	14.3	8.8	24.7	5.9	24.6	15.7	24.6	15.7	15.7	
DON'T KNOW	0.0	0.1	0.0	0.1	0.0	0.0	0.0	0.0	0.0	0.0	0.0	
REFUSED	0.1	0.2	0.0	0.1	0.0	0.0	0.0	0.0	0.0	0.0	0.0	
MEAN a)	2.90	2.36	2.82	2.20	3.13	1.77	3.22	2.43	3.22	2.43	2.43	
VARIANCE	2.08	1.85	1.95	1.88	2.17	1.42	2.05	2.25	2.05	2.25	2.25	
STD. DEV.	1.44	1.36	1.40	1.37	1.47	1.19	1.43	1.50	1.43	1.50	1.50	

a) 1 = VERY LIKELY; 5 = VERY UNLIKELY

TABLE 1M3.

POST-CATALAN RECENT EFFECTS ON
RESPONDENT ENLISTED/EXTENDED IN THE GUARD OR
RESERVE BY PROPENSITY
(IN PERCENT; WEIGHTED TO NATIONAL TOTALS)

SAMPLE N	NON PRIOR SERVICE		VETTRANS		ARMY GUARD		TOTAL SAMPLE D		
	690	1214	223	757	834	1101		817	1112
NATIONAL N	55491		190068		128134		169195	141557	192670
FAIR PROMOTIONS	5.7	3.2	6.7	4.1	5.8	2.5	7.0	3.2	3.2
TOO MUCH TIME FROM FAMILY	32.9	33.8	26.4	32.0	22.1	33.8	19.3	23.8	23.8
CALLED TO ACTIVE DUTY-WAR	6.8	6.0	5.4	3.9	0.0	0.0	0.0	0.0	0.0
OPPORT. FOR PROMOTIONS	5.7	2.6	9.4	2.2	4.7	1.1	8.3	5.9	5.9
SUPERVISORS WHO HARASS	3.8	3.7	8.5	12.6	1.4	1.6	2.7	3.2	3.2
HAVE CUT SHORT	2.6	1.6	2.2	2.8	0.0	0.0	0.0	0.0	0.0
DRILLS - WASTE OF TIME	1.4	1.2	3.6	4.1	4.1	4.3	3.5	5.6	5.6
CAUSE PROBLEMS WITH JOB	8.0	10.0	7.2	5.7	4.2	9.0	3.7	5.9	5.9
DRILLS FOR EMERGENCIES	0.0	0.0	0.0	0.0	8.4	2.3	3.4	1.7	1.7
WELL QUALIFIED INSTRUCTOR	0.0	0.0	0.0	0.0	1.0	1.5	3.6	1.8	1.8
MODERN EQUIPMENT	0.0	0.0	0.0	0.0	3.1	0.6	4.7	2.7	2.7
DRILLS TO BE COMBAT READY	0.0	0.0	0.0	0.0	8.2	2.6	6.3	4.4	4.4
CLASSES CANCELLED	0.0	0.0	0.0	0.0	0.8	0.6	1.3	1.1	1.1
WELL INFORMED	0.0	0.0	0.0	0.0	1.8	0.7	1.7	0.5	0.5
CAMP TO BE COMBAT READY	0.0	0.0	0.0	0.0	9.1	3.2	9.2	7.1	7.1
TOO MUCH TIME FROM ACTIV.	20.3	26.5	20.1	22.1	11.3	26.8	13.8	22.1	22.1
DON'T KNOW/REFUSED	12.0	11.3	10.3	10.1	14.1	9.4	11.4	10.9	10.9

SAMPLE 2000 SECOND MOS FOR FIVE BELC AS RRIN
 IF RESPONDENT ENLISTED/EXTENDED ENLISTMENT IN THE
 GUARD OR RESERVE BY PROPENSITY
 (IN PERCENT; WEIGHTED TO NATIONAL TOTALS)

	NON PRIOR SERVICE		VETERANS		ARMY GUARD		TOTAL SAMPLE 0
SAMPLE N	690	1214	223	757	834	1101	817
NATIONAL N	55991		190068		128134		169155
	192670		191557		192670		192670
FAIR PROMOTIONS	4.5	3.5	8.9	4.7	4.9	3.0	6.2
TOO MUCH TIME FROM FAMILY	13.2	13.8	11.6	10.8	7.4	10.1	10.6
CALLED TO ACTIVE (DUTY-WAR)	7.5	5.0	5.4	5.8	0.0	0.0	0.0
OPPORT. FOR PROMOTIONS	5.4	3.5	3.1	3.3	3.7	3.3	4.3
SUPERVISORS WHO HARASS	4.6	8.7	13.0	11.6	2.8	4.2	4.2
HAIR CUT SHORT	3.8	2.9	10.7	6.6	0.0	0.0	0.0
DRILLS - WASTE OF TIME	2.2	4.1	4.5	7.6	2.6	9.3	2.9
CAUSE PROBLEMS WITH JOB	12.8	16.6	11.2	13.2	7.4	12.0	6.0
DRILLS FOR EMERGENCIES	0.0	0.0	0.0	0.0	6.6	3.2	4.1
WFL QUALIFIED INSTRUCTOR	0.0	0.0	0.0	0.0	3.5	2.6	5.0
MODERN EQUIPMENT	0.0	0.0	0.0	0.0	3.7	1.7	5.3
DRILLS TO RE COMBAT READY	0.0	0.0	0.0	0.0	6.0	4.4	7.1
CLASSES CANCELLED	0.0	0.0	0.0	0.0	2.2	2.1	2.5
WELL INFORMED	6.3	0.0	0.0	0.0	2.6	1.9	3.7
CAMP TO RE COMBAT READY	0.0	0.0	0.0	0.0	12.4	4.9	6.3
TOO MUCH TIME FROM ACTIV.	17.2	19.4	14.3	17.0	7.3	13.4	7.5
DON'T KNOW/REFUSED	24.5	22.3	16.5	19.1	26.9	24.0	22.9

TABLE 145. SATISFACTION WITH GUARD/RESERVES BY PROPENSITY
(IN PERCENT; WEIGHTED TO NATIONAL TOTALS)

SAMPLE N	ARMY GUARD		TOTAL SAMPLE D	
	834	1101	817	1112
NATIONAL N	128134	169155	141557	192670
VERY SATISFIED	20.3	2.6	16.1	7.2
SOMEWHAT SATISFIED	54.3	19.3	51.5	31.4
NEITHER	9.6	15.1	13.2	13.8
SOMEWHAT DISSATISFIED	12.7	31.8	15.3	25.2
VERY DISSATISFIED	3.1	31.2	3.8	22.3
DON'T KNOW	0.0	0.0	0.0	0.0
REFUSED	0.0	0.0	0.0	0.0
MEAN ^{a)}	2.24	3.70	2.39	3.24
VARIANCE	1.03	1.38	1.10	1.69
STD. DEV.	1.01	1.17	1.05	1.30

a) 1 = VERY SATISFIED; 5 = VERY DISSATISFIED

TABLE 1A6. AGREEMENT WITH "THE RESERVES ARE HIGHLY
 AFFECTED IN MY COMMUNITY" BY PROPENSITY
 (IN PERCENT; WEIGHTED TO NATIONAL TOTALS)

	NON PRIOR SERVICE		VETERANS		TOTAL SAMPLE ^{a)}	
SAMPLE N	690	1214	223	757	817	1112
NATIONAL N	55491		196068		141457	
	POSITIVE PROPENSITY		NEGATIVE PROPENSITY		POSITIVE PROPENSITY	
STRONGLY AGREE	31.7	18.6	17.9	9.7	18.7	11.4
SOMEWHAT AGREE	43.8	45.9	46.0	34.5	45.2	38.8
NEITHER	11.8	16.6	17.9	24.2	13.7	17.0
SOMEWHAT DISAGREE	9.5	13.4	13.7	20.8	17.2	23.7
STRONGLY DISAGREE	3.2	5.5	3.1	9.2	5.1	8.9
DON'T KNOW	0.3	0.2	0.4	0.8	0.1	0.1
REFUSED	0.1	0.2	0.0	0.4	0.1	0.0
MEAN ^{a)}	2.09	2.41	2.38	2.45	2.45	2.80
VARIANCE	1.07	1.21	1.07	1.31	1.27	1.40
STD. DEV.	1.05	1.10	1.03	1.14	1.13	1.18

a) 1 = STRONGLY AGREE; 5 = STRONGLY DISAGREE

TABLE 187. AGREEMENT WITH "I LIKE THE IDEA OF BELONGING TO A GROUP SUCH AS VOLUNTEER FIREMEN OR CIVIL DEFENSE WHICH HELP PEOPLE WHEN THEY HAVE TROUBLE" BY PROPENSITY (IN PERCENTS WEIGHTED TO NATIONAL TOTALS)

	NOV PRIOR SERVICE	VETERANS	ARMY GUARD	TOTAL SAMPLE D
SAMPLE N	690	1214	223	757
NATIONAL N	55591	190068	124134	169155
STRONGLY AGREE	48.2	32.6	42.5	31.2
SOMEWHAT AGREE	38.9	46.5	46.5	42.3
NEITHER	6.7	6.3	5.4	11.5
SOMEWHAT DISAGREE	4.6	9.9	3.1	10.7
STRONGLY DISAGREE	1.6	2.7	0.9	3.9
DO NOT KNOW	0.0	0.1	0.4	0.0
REFUSED	0.1	0.1	0.0	0.3
MEAN a)	1.73	2.04	1.77	2.13
VARIANCE	0.40	1.05	0.62	1.20
STD. DEV.	0.90	1.02	0.79	1.09

a) 1 = STRONGLY AGREE; 5 = STRONGLY DISAGREE

TABLE 184. AGREEMENT WITH "I AM/WOULD BE PROUD TO BE A MEMBER OF THE GUARD/RESERVE" BY PROPENSITY (IN PERCENT; WEIGHTED TO NATIONAL TOTALS)

SAMPLE N	NATIONAL TOTALS		VETERANS		ARMY GUARD		TOTAL SAMPLE D	
	PROPOS	PROPNEG	PROPOS	PROPNEG	PROPOS	PROPNEG	PROPOS	PROPNEG
NATIONAL N	650	1214	225	757	834	1101	817	1112
	55991	100018	128134	169155	141557	192670		
STRONGLY AGREE	32.4	11.7	20.1	4.9	54.5	12.4	43.5	21.4
SOMEWHAT AGREE	46.7	35.7	40.3	21.5	35.6	33.0	42.0	37.7
NEITHER	11.5	19.6	15.6	18.7	5.8	15.6	8.7	15.2
SOMEWHAT DISAGREE	7.2	19.3	8.8	25.7	3.4	21.6	4.4	14.2
STRONGLY DISAGREE	2.2	13.6	4.9	28.0	1.0	17.0	1.1	11.5
DON'T KNOW	0.5	0.2	0.9	0.4	0.0	0.0	0.0	0.0
REFUSED	0.4	0.1	0.0	0.4	0.3	0.0	0.2	0.0
MEAN a)	2.00	2.87	2.30	3.51	1.61	2.94	1.77	2.57
VARIANCE	0.92	1.55	1.12	1.55	0.67	1.72	0.75	1.65
STD. DEV.	0.96	1.24	1.06	1.24	0.82	1.31	0.87	1.28

a) 1 = STRONGLY AGREE; 5 = STRONGLY DISAGREE

TABLE 16. AGREEMENT WITH "IN MY SPARE TIME, I PREFER DOING THINGS WITH OTHERS RATHER THAN BEING BY MYSELF" BY PROPENSITY (IN PERCENT; WEIGHED TO NATIONAL TOTALS)

SAMPLE N	NAVY PRIOR SERVICE		VETERANS		ARMY GUARD		TOTAL SAMPLE D	
	PROPOS	PROPNEG	PROPOS	PROPNEG	PROPOS	PROPNEG		
NATIONAL N	690	1214	223	757	834	1101	817	1112
	55991	190064	124134	169155	141557	192670		
STRONGLY AGREE	50.1	43.1	44.2	35.7	56.8	41.3	48.5	45.0
SOMEWHAT AGREE	29.4	26.9	35.3	28.4	24.4	34.2	30.7	31.1
NEITHER	6.5	10.8	8.5	13.2	4.7	8.6	8.4	7.8
SOMEWHAT DISAGREE	9.0	12.9	6.7	13.0	8.2	10.4	7.9	10.8
STRONGLY DISAGREE	4.8	6.4	4.9	9.1	1.9	5.2	4.2	5.1
DON'T KNOW	0.0	0.0	0.0	0.0	0.0	0.2	0.1	0.0
REFUSED	0.3	0.2	0.0	0.3	0.0	0.0	0.1	0.0
MEAN ^{a)}	1.89	2.13	1.92	2.31	1.70	2.04	1.09	2.00
VARIANCE	1.15	1.61	1.24	1.74	1.02	1.38	1.26	1.42
STD. DEV.	1.15	1.27	1.11	1.32	1.01	1.18	1.12	1.19

^{a)} 1 = STRONGLY AGREE; 5 = STRONGLY DISAGREE

TABLE 14C. AGREEMENT WITH "I WOULD ALWAYS LIKE THE IDEA OF WEARING A UNIFORM BY PROFESSION" (IN PERCENT; WEIGHTED TO NATIONAL TOTALS)

SAMPLE N	NON PRIOR SERVICE		VETERANS		ARMY GUARD		TOTAL SAMPLE D	
	N	%	N	%	N	%	N	%
690	1214	225	757	20.7	1101	817	1112	
	55951	190068	128134	169155	141557	192670		
STRONGLY AGREE	14.8	5.1	12.1	2.2	20.7	3.7	10.0	5.6
SOMEWHAT AGREE	26.9	13.1	27.3	12.1	30.6	11.4	30.4	17.7
NEITHER	11.9	11.7	13.0	9.2	14.9	10.3	20.3	15.2
SOMEWHAT DISAGREE	25.1	25.6	24.1	20.5	19.1	25.0	20.5	22.5
STRONGLY DISAGREE	21.3	44.5	23.2	55.3	14.7	49.6	18.6	39.0
DON'T KNOW	0.0	0.1	0.0	0.0	0.0	0.0	0.0	0.0
REFUSED	0.1	0.1	0.0	0.3	0.0	0.0	0.1	0.0
MEAN a)	3.11	3.91	3.19	4.15	2.76	4.05	3.07	3.72
VARIANCE	1.95	1.54	1.96	1.32	1.86	1.39	1.65	1.67
STD. DEV.	1.40	1.24	1.38	1.15	1.36	1.18	1.28	1.29

a) 1 = STRONGLY AGREE; 5 = STRONGLY DISAGREE

TABLE 10). AGREEMENT WITH "I LIKE TO BELONG TO ORGANIZATIONS OR GROUPS WHICH HELP ME FIND MORE INTERESTING THINGS TO DO THAN HANGING ON MY OURN BY PROPENSITY (IN PERCENT; WEIGHTED TO NATIONAL TOTALS)

SAMPLE N	NON PRIOR SERVICE				VETERANS				ARMY GUARD				TOTAL SAMPLE D			
	690	1214	223	757	834	1101	817	1112	55991	190068	128134	169155	141557	192670		
STRONGLY FORFE	30.5	24.1	27.7	17.2	40.0	21.5	29.6	24.6								
SOMEWHAT AGREE	40.4	35.2	44.2	33.8	38.4	38.5	45.7	40.7								
NEITHER	6.5	10.1	11.2	10.7	7.9	11.1	10.4	10.6								
SOMEWHAT DISAGREE	11.3	15.5	10.3	22.6	10.3	18.3	9.6	14.5								
STRONGLY DISAGREE	4.8	11.1	6.3	14.9	3.4	10.5	4.5	9.6								
DO NOT KNOW	0.1	0.0	0.0	0.0	0.0	0.0	0.0	0.0								
REFUSED	0.1	0.1	0.0	0.4	0.0	0.0	0.1	0.0								
MEAN a)	2.07	2.58	2.23	2.84	1.09	2.54	2.13	2.44								
VARIANCE	1.31	1.78	1.32	1.44	1.19	1.67	1.17	1.60								
STD. DEV.	1.14	1.33	1.15	1.36	1.09	1.25	1.08	1.27								

a) 1 = STRONGLY AGREE; 5 = STRONGLY DISAGREE

TABLE TWO. AGREEMENT WITH "THE NATIONAL GUARD IS HIGHLY RESPECTED IN MY COMMUNITY BY FREEDOM FIGHTERS" (P. 100). PERCENTS ADJUSTED TO NATIONAL TOTALS

SAMPLE N	NON PRIOR SERVICE		VETERANS		ARMY GUARD	
	N	%	N	%	N	%
NATIONAL	650	12.14	223	7.7	414	11.01
STRONGLY AGREE	31.5	20.2	20.0	9.7	28.5	12.0
SOMEWHAT AGREE	40.2	45.3	43.8	34.0	45.0	36.1
NEITHER	12.1	17.5	17.9	24.9	7.0	12.2
SOMEWHAT DISAGREE	4.0	12.2	11.6	19.2	14.3	26.0
STRONGLY DISAGREE	3.1	4.8	4.5	9.7	4.2	13.6
DON'T KNOW	9.7	0.5	1.3	0.9	0.0	0.1
REFUSED	0.1	0.1	0.0	0.5	0.0	0.1
WFAA	2.01	2.36	2.35	2.84	2.20	2.93
VARIANCE	1.04	1.17	1.15	1.32	1.27	1.64
STN. DEV.	1.04	1.04	1.07	1.15	1.12	1.24

a) 1 = STRONGLY AGREE; 5 = STRONGLY DISAGREE

TABLE 193. AGREEMENT WITH "OUR COUNTRY IS TOO MILITARISTIC" BY PROPENSITY
(IN PERCENT; WEIGHTED TO NATIONAL TOTALS)

SAMPLE N	NON PRIOR SERVICE		VETERANS		ARMY GUARD		TOTAL SAMPLE D	
	N	%	N	%	N	%	N	%
NATIONAL N	650	12.14	223	7.7	874	11.01	817	11.12
	55091	190068	128134	169155	141557	192670		
STRONGLY AGREE	11.3	10.0	7.7	8.0	6.0	4.3	3.4	6.7
SOMEWAT AGREE	19.4	19.2	15.2	15.0	13.9	16.5	14.0	16.0
NEITHER	10.1	13.5	11.6	15.0	9.7	14.6	14.2	14.5
SOMEWAT DISAGREE	30.5	32.2	30.4	32.4	34.4	36.1	34.6	34.9
STRONGLY DISAGREE	28.9	25.1	30.8	28.3	35.7	23.8	33.4	27.5
DO NOT KNOW	0.6	0.5	0.4	0.1	0.0	0.2	0.0	0.0
REFUSED	0.3	0.3	0.0	0.4	0.2	0.2	0.3	0.4
MEAN a)	3.46	3.43	3.59	3.59	3.80	3.50	3.81	3.61
VARIANCE	1.40	1.73	1.68	1.61	1.51	1.56	1.31	1.52
STD. DEV.	1.18	1.31	1.30	1.27	1.23	1.25	1.14	1.23

a) 1 = STRONGLY AGREE; 5 = STRONGLY DISAGREE

TABLE 124. AGREEMENT WITH "RELUCING TO THE GUARD/RESERVES WOULD GIVE/GIVES ME A CHANCE TO GET AWAY FROM MY EVERYDAY LIFE FOR A WHILE" BY PREFERENCE (IN PERCENT: WEIGHTED TO NATIONAL TOTALS)

SAMPLE N	NON PRIOR SERVICE		VETERANS		ARMY GUARD		TOTAL SAMPLE D
	690	1214	223	757	834	1101	
NATIONAL N	55991	190068	128134	169155	141557	192670	
STRONGLY AGREE	31.3	15.3	17.0	10.1	41.5	14.4	31.8
SOMEWHAT AGREE	45.4	42.7	50.9	33.2	41.6	36.2	42.0
NEITHER	5.8	8.8	8.0	8.4	4.2	7.1	8.6
SOMEWHAT DISAGREE	10.8	16.8	10.7	21.5	7.3	15.6	10.8
STRONGLY DISAGREE	6.7	16.3	12.1	26.1	5.4	26.4	6.6
DON'T KNOW	0.1	0.0	0.0	0.1	0.0	0.1	0.0
REFUSED	0.3	0.1	0.0	0.3	0.0	0.2	0.1
MEAN a)	2.15	2.76	2.44	3.20	1.94	3.04	2.18
VARIANCE	1.34	1.80	1.55	1.97	1.23	2.15	1.40
STD. DEV.	1.17	1.34	1.25	1.40	1.11	1.47	1.18

a) 1 = STRONGLY AGREE; 5 = STRONGLY DISAGREE

TABLE 195. AGREEMENT WITH "I WOULD LIKE TO GET OUT OF THE
GUARD/RESERVES RIGHT NOW" BY PROPENSITY
(IN PERCENT; WEIGHTED TO NATIONAL TOTALS)

	ARMY GUARD	TOTAL SAMPLE	D
SAMPLE N	834	1101	817
NATIONAL N	128134	169155	141557
STRONGLY AGREE	6.6	64.6	5.0
SOMEWHAT AGREE	12.6	21.9	15.1
NEITHER	14.1	4.2	15.0
SOMEWHAT DISAGREE	30.0	5.1	20.1
STRONGLY DISAGREE	36.7	4.2	36.6
DON'T KNOW	0.0	0.0	0.0
REFUSED	0.0	0.1	0.2
MEAN ^{a)}	3.78	1.62	3.76
VARIANCE	1.56	1.13	1.52
STD. DEV.	1.25	1.06	1.23

a) 1 = STRONGLY AGREE; 5 = STRONGLY DISAGREE

TABLE 100. AGREEMENT WITH "I LIKE TO BECOME INVOLVED IN PRODUCTS IN MY COMMUNITY" BY PROFICIENCY (IN PERCENTS RELATED TO NATIONAL TOTALS)

SAMPLE N	NEW PRIOR SERVICE			VETERANS			ARMY GUARD			TOTAL SAMPLE D		
	690	1214	225	757	854	1101	817	1112	141557	192670		
STRONGLY AGREE	30.4	16.6	21.0	16.6	41.8	24.6	26.0	27.4	47.1	47.1		
SOMEWHAT AGREE	48.5	45.7	48.5	46.7	44.6	44.0	53.4	47.1	13.5	9.5		
NEITHER	7.1	15.0	16.1	13.2	5.9	9.7	10.6	13.5	2.5	2.5		
SOMEWHAT DISAGREE	11.2	19.7	11.2	17.8	5.4	8.5	8.3	9.5	0.0	0.0		
STRONGLY DISAGREE	2.4	4.9	3.1	5.1	1.2	2.5	1.4	2.5	0.2	0.0		
DON'T KNOW	0.1	0.0	0.0	0.0	0.1	0.1	0.0	0.0	0.0	0.0		
REFUSED	0.3	0.0	0.0	0.3	0.0	0.0	0.2	0.0	0.0	0.0		
MEAN a)	2.07	2.51	2.27	2.48	1.79	2.05	2.06	2.13	1.00	1.00		
VARIANCE	1.07	1.27	1.03	1.25	0.75	0.91	0.83	0.91	0.91	0.91		
STD. DEV.	1.03	1.13	1.02	1.12	0.87	0.95	0.91	0.91	0.91	0.91		

a) 1 = STRONGLY AGREE; 5 = STRONGLY DISAGREE

TABLE 147. AGREEMENT WITH "THE GUARD/RESERVE IS A PLACE TO GET GOOD FRIENDS AND MAKE LASTING FRIENDSHIPS" BY PROPENSITY (IN PERCENT; WEIGHTED TO NATIONAL TOTALS)

SAMPLE N	NON PRIOR SERVICE			VETERANS			ARMY GUARD			TOTAL SAMPLE D
	600	1214	223	757	834	1101	817	1112		
NATIONAL N			55991	100068	128134	169155	141557	192670		
STRONGLY AGREE	37.2	15.8	26.4	12.6	54.3	32.2	38.5	26.0		
SOMEWHAT AGREE	51.0	52.2	48.7	42.5	37.9	43.4	46.5	45.9		
NEITHER	9.8	13.0	8.5	13.0	2.6	6.4	7.0	8.4		
SOMEWHAT DISAGREE	5.2	11.3	10.3	20.0	4.0	11.3	6.0	13.9		
STRONGLY DISAGREE	1.7	6.7	4.0	11.1	1.2	6.8	1.9	5.7		
DON'T KNOW	0.4	0.5	0.9	0.1	0.0	0.0	0.0	0.0		
REFUSED	0.1	0.0	0.0	0.3	0.0	0.0	0.1	0.0		
MEAN a)	1.43	2.41	2.14	2.74	1.60	2.17	1.86	2.27		
VARIANCE	0.78	1.19	1.19	1.52	0.67	1.42	0.84	1.34		
STD. DEV.	0.88	1.09	1.09	1.23	0.82	1.19	0.92	1.16		

a) 1 = STRONGLY AGREE; 5 = STRONGLY DISAGREE

*** ASSOCIATES FOR RESEARCH IN BEHAVIOR, INC. ***

TABLE 100. AGREEMENT WITH "THE QUALITY/SERVICES OFFERS AN OPPORTUNITY TO BECOME INVOLVED IN PROJECTS IN MY COMMUNITY" BY PROPENSITY (IN PERCENT: WEIGHTED TO NATIONAL TOTALS)

SAMPLE N	NED PRIOR SERVICE				VETERANS				ARMY GUARD				TOTAL SAMPLE D			
	PROPS	PROPIPOS	PROPIPG	PROPIPOS	PROPIPG	PROPIPOS	PROPIPG	PROPIPOS	PROPIPG	PROPIPOS	PROPIPG	PROPIPOS	PROPIPG	PROPIPOS	PROPIPG	
190	1214	223	757	834	1101	817	1112									
	55091	10068	128134	169155	141557	192670										
STRONGLY AGREE	26.9	14.6	16.5	6.6	29.4	6.9	16.7	10.1								
SOMEWHAT AGREE	50.7	52.4	46.5	42.4	37.6	27.6	33.7	26.7								
NEITHER	9.2	12.9	13.9	16.3	4.9	5.0	8.9	7.3								
SOMEWHAT DISAGREE	8.7	14.5	13.9	20.4	17.5	24.6	22.1	23.1								
STRONGLY DISAGREE	3.8	5.6	7.6	12.9	10.6	35.7	18.4	32.6								
DON'T KNOW	0.3	0.4	1.3	0.8	0.0	0.0	0.0	0.0								
REFUSED	0.1	0.0	0.0	0.3	0.0	0.0	0.1	0.0								
MEAN a)	2.12	2.44	2.49	2.91	2.42	3.54	2.92	3.42								
VARIANCE	1.04	1.17	1.33	1.42	1.81	1.93	1.96	2.04								
STD. DEV.	1.02	1.08	1.15	1.19	1.35	1.39	1.40	1.43								

a) 1 = STRONGLY AGREE; 5 = STRONGLY DISAGREE

SECTION B
QUESTIONNAIRES

Associates for Research in Behavior, Inc.
3401 Market Street
Philadelphia, Pennsylvania 19104

OMB #22-S-7700
April, 1977
Job #8147

1 - 4

ENLISTMENT STUDY -- GROUP A SCREENER

5

Hello, I'm _____ from Associates for Research in Behavior, a research company in Philadelphia. We're doing a study among young men, age 17½ to 26, for the Federal Government and would like to have your opinion.

1a. Are there any young men in your household age 17½ to 26?

1() Yes

2() No (END INTERVIEW)

b. IF YES:

How many men age 17½ to 26 are there living in your household?

6- 1() One (ARRANGE TO SPEAK WITH THAT PERSON -- ASK #1d NEXT)

2() Two

3() Three

4() Four

5() Five

() Six or more

WRITE IN NUMBER

c. IF MORE THAN ONE:

What are the names and ages of each man in your household age 17½ to 26? Please give me the youngest first, then the next youngest, etc. RECORD NAME AND AGE BELOW, STARTING WITH THE YOUNGEST IN ORDER TO OLDEST.

	<u>NAME</u>	<u>AGE</u>	<u>IF NUMBER IN HH IS:</u>	<u>INTERVIEW PERSON #:</u>
1.	_____	_____	<u>1</u>	_____
2.	_____	_____	<u>2</u>	_____
3.	_____	_____	<u>3</u>	_____
4.	_____	_____	<u>4</u>	_____
5.	_____	_____	<u>5</u>	_____
6.	_____	_____	<u>6</u>	_____
7.	_____	_____	<u>7</u>	_____

CHECK BOX ABOVE TO SEE WHICH PERSON TO INTERVIEW. ASK TO SPEAK WITH THAT PERSON.

d. How old are you?

7- 1() 17½

2() 18

3() 19

4() 20

5() 21

6() 22

7() 23

8() 24

9() 25

0() 26

e. Are you now or have you ever been in the active military service, or the National Guard or Reserves in a paid drill status?

8- 1() Yes (ARRANGE TO SPEAK WITH NEXT HOUSEHOLD MEMBER LISTED IN #1c ABOVE.

USE NEW SCREENER, STARTING WITH #1d. IF ONLY ONE HH MEMBER IN AGE GROUP, END INTERVIEW)

2() No

GROUP A SCREENER - 2

f. What is the last year of school or college you completed?

- 9- 1() Less than high school graduate
 - 2() High school graduate
 - 3() Vocational school/training after high school
 - 4() Some college
 - 5() College graduate
 - 6() Post graduate work
- } IF ONLY ONE MEMBER IN HH IN AGE GROUP, END INTERVIEW.
IF MORE THAN ONE, ARRANGE TO SPEAK WITH NEXT PERSON LISTED IN #1c ABOVE. USE NEW SCREENER STARTING WITH #1d.

RESPONDENT _____ PHONE _____
ADDRESS _____
CITY _____ STATE _____ ZIP _____
INTERVIEWER _____ DATE _____
SAMPLE SEGMENT _____

Associates for Research in Behavior, Inc.
3401 Market Street
Philadelphia, Pennsylvania 19104

OMB #22-S-7700
April, 1977
Job #8147

ENLISTMENT STUDY -- GROUP A QUESTIONNAIRE

Your household has been chosen by chance. Any information you give us is held completely confidential by our firm. Participation in the survey is voluntary and there will be no consequences for failure to respond to any particular questions.

1. Are you currently attending any type of school or college?
10- 1() Yes (#3 NEXT) 2() No
2. Are you planning to attend any type of school or college in the next year or so?
11- 1() Yes 2() No (#6 NEXT)
3. IF YES IN #1 OR #2:
What type of school are you attending/planning to attend?
12- 1() High school
2() Vocational/training school after high school (#6 NEXT)
3() Two-year college (#5 NEXT)
4() Four-year college (#5 NEXT)
4. IF HIGH SCHOOL:
Do you plan to complete your high school education?
13- 1() Yes (#6 NEXT) 2() No (#6 NEXT)
5. IF COLLEGE IN #3:
What type of degree do you plan to get?
14- 1() Associate (A.A./A.S.) 3() Masters (M.A./M.S.)
2() Bachelor (B.A./B.S.) 4() Doctorate (Ph.D.)
5() Professional degree (doctor, dentist,
lawyer, etc.-MD, DDO, LLD, etc.)
6. Are you currently employed?
15- 1() Yes 2() No (#10 NEXT)
7. IF YES:
Is that full time or part time?
16- 1() Full 3() Both
2() Part
- 17- 8. What is your (full time) occupation? _____
- 9a. Are you employed by:
18- 1() The federal government, 5() Someone else, or _____
2() The state government, WRITE IN
3() A local government, 6() Are you self-employed?
4() Private business or industry,
- b. How long have you been employed there?
19- 1() Less than 6 months 5() 3 - 4 years
2() 6 months - 1 year 6() 4 - 5 years
3() 1 - 2 years 7() 5 - 6 years
4() 2 - 3 years 8() 6 years or more

10. There are a number of things which young men your age might consider in the next few years. For example, how likely would you say you would be to enlist in the (NAME UNIT) -- would you say that you would definitely enlist, probably enlist, might enlist, probably not enlist, or definitely not enlist? BEGIN AT ARROW

	Enlist			Not Enlist	
	Definitely	Probably	Might	Probably	Definitely
a. Army National Guard	20- 1()	2()	3()	4()	5()
b. Air National Guard	21- 1()	2()	3()	4()	5()
c. Army Reserve	22- 1()	2()	3()	4()	5()
d. Air Force Reserve	23- 1()	2()	3()	4()	5()
e. Coast Guard Reserve	24- 1()	2()	3()	4()	5()
f. Marine Corps Reserve	25- 1()	2()	3()	4()	5()
g. Navy Reserve	25- 1()	2()	3()	4()	5()

11. How likely would you say you would be to enlist in the National Guard or Reserves if (NAME EVENT) -- would you definitely enlist, probably enlist, might enlist, probably not enlist, or definitely not enlist?

	Enlist			Not Enlist	
	Definitely	Probably	Might	Probably	Definitely
a. The draft were reinstated?	27- 1()	2()	3()	4()	5()
b. There were a possibility of war?	28- 1()	2()	3()	4()	5()
c. There were an actual war?	29- 1()	2()	3()	4()	5()

- 30- 12. Please think carefully now about enlisting in the National Guard or Reserves. What
31- is the one most important thing that would make you enlist in the National Guard or
32- Reserves?

13. Did a recruiter ever talk with you about joining the National Guard or Reserves?

33- 1() Yes 2() No

14. Have you ever talked with anyone else about joining the National Guard or the Reserves?

34- 1() Yes 2() No (#17 NEXT)

15. IF YES:
With whom did you talk? READ LIST. CHECK ALL NAMED BY RESPONDENT

Q. #15	Q. #16				
	Encourage		Neither	Discourage	
	Strongly	Somewhat		Somewhat	Strongly
35- 1() Friend in National Guard/ Reserves	40- 1()	2()	3()	4()	5()
36- 2() Someone else in National Guard/Reserves	41- 1()	2()	3()	4()	5()
37- 3() Parents	42- 1()	2()	3()	4()	5()
38- 4() Wife or girlfriend	43- 1()	2()	3()	4()	5()
39- 5() Employer	44- 1()	2()	3()	4()	5()

16. FOR EACH PERSON TALKED WITH IN ASK:
How strongly did (NAME PERSON) encourage or discourage you about joining the National Guard or Reserves -- did (NAME PERSON) strongly encourage you, somewhat encourage you, neither encourage nor discourage you, somewhat discourage, or strongly discourage you? RECORD ABOVE

17. Did you ever send in a pre-addressed coupon for information about the National Guard or Reserves?

45- 1() Yes 2() No

18. IF YES TO #13, #14 OR #17:

Did you ever actually apply to join the National Guard or Reserves?

46- 1() Yes 2() No (#22 NEXT)

19. IF YES:

Did you take any physical or written tests for the National Guard or Reserves?

47- 1() Yes 2() No (#22 NEXT)

20. Did you pass the:

Physical? 48- 1() Yes 2() No
Written tests? 49- 1() Yes 2() No

21. Why didn't you join?

50- 1() They rejected me 3() Couldn't get my job specialty
2() I'm waiting for a space to open 4() I changed my mind
() Other

WRITE IN

22. How long do you think you have to enlist for if you join the National Guard or Reserves?

51- 1() 1 year 5() 5 years
2() 2 years 6() 6 years
3() 3 years 7() Don't know
4() 4 years () Other

WRITE IN

23. When you join the National Guard or Reserves, do you have to serve a period of active duty for initial training when you first join?

52- 1() Yes 2() No (#25 NEXT) 3() Don't know (#25 NEXT)

24. IF YES:

For how long?

53- 1() Less than 3 months () Other
2() 3 months
3() 4 months 4() Don't know

WRITE IN

25. How many weekends do you think you have to spend training per year?

54- 1() Less than 12 3() More than 12
2() 12 (once a month) 4() Don't know

26. Do you have to go to annual summer camp if you join the National Guard or Reserves?

55- 1() Yes 2() No (#28a NEXT) 3() Don't know (#28a NEXT)

27. IF YES:

For how many days?

56- 1() Less than 14 3() More than 15
2() 14 - 15 4() Don't know

28a. Does the National Guard offer financial assistance for education or training beyond high school?

57- 1() Yes 2() No 3() Don't know

b. Does the Reserves offer financial assistance for education or training beyond high school?

58- 1() Yes 2() No 3() Don't know

59- 63- c. As far as you know, what is the starting annual pay for an enlisted man in the National Guard or Reserves -- before taxes are deducted?

0() Don't know

d. Is a cash bonus paid to a person who enlists in the National Guard for the first time?

64- 1() Yes 2() No 3() Don't know

e. Is a cash bonus paid to a person who enlists in the Reserves for the first time?

65- 1() Yes 2() No 3() Don't know

29. Over the course of a year, how much pay, if any, do you think you might lose from a regular job as a result of attending National Guard or Reserve drills and summer camp?

66-	0() None	5() \$400 - \$499
	1() Less than \$100	6() \$500 or more
	2() \$100 - \$199	7() Don't know
	3() \$200 - \$299	8() Does not apply to me (not working)
	4() \$300 - \$399	

30. Is there a Reserve forces training center in your area, for example, an armory?

67- 1() Yes 2() No (#32 NEXT) 3() Don't know (#32 NEXT)

31. IF YES:

About how long would it take you to get to the nearest one from your home?

68-	1() Less than 15 mins.	6() 1½ hrs., less than 1¾
	2() 15 - 29 mins.	7() 1¾ hrs., less than 2
	3() 30 - 44 mins.	8() 2 hrs., less than 2½
	4() 45 - 59 mins.	9() 2 hours or more
	5() 1 hr., less than 1¼ (60-84 mins.)	

32. You mentioned that you would (NAME MOST POSITIVE ANSWER TO #10) enlist in the National Guard or Reserves. There are some things the National Guard or Reserves could do that might influence people's decisions to enlist or not. I would like your personal reactions to these ideas. First, if the National Guard or Reserves offered (NAME ITEM), how likely would you be to enlist -- would you say you would be definitely likely to enlist, probably likely, you might enlist, probably not enlist, or definitely not enlist.

	Enlist			Not Enlist	
	Definitely	Probably	Might	Probably	Definitely
a. No financial assistance for education or training after high school, which is currently the case.	69- 1()	2()	3()	4()	5()
b. 25% of your education or training after high school while you were in the National Guard or Reserves.	70- 1()	2()	3()	4()	5()
c. 50% of your education or training after high school while you were in the National Guard or Reserves.	71- 1()	2()	3()	4()	5()
d. 75% of your education or training after high school while you were in the National Guard or Reserves.	72- 1()	2()	3()	4()	5()
e. 100% of your education or training after high school while you were in the National Guard or Reserves.	73- 1()	2()	3()	4()	5()

33. Assuming that you were in the National Guard or Reserves and they were to pay for all your education or training after high school, how likely would you personally be to use the education or training assistance -- would you say you would:

- 74- 1() Definitely use the education or training assistance,
 2() Probably use the education or training assistance,
 3() Might use,
 4() Probably not use, or
 5() Definitely not use the education or training assistance?

COL. 77 (TYPE)
 COL. 80 (1)

34. Assuming that there is no education or training assistance beyond high school at the present time, if you got (NAME ITEM) for enlisting, how likely would you be to enlist -- definitely, probably, might, probably not, or definitely not?

	Enlist			Not Enlist	
	Definitely	Probably	Might	Probably	Definitely
a. No enlistment bonus, the current policy.	5- 1()	2()	3()	4()	5()
b. \$2200 for a six year enlistment payable in a lump sum after basic training.	6- 1()	2()	3()	4()	5()
c. \$1100 for a six year enlistment payable in a lump sum after basic training.	7- 1()	2()	3()	4()	5()
d. \$500 for a six year enlistment payable in a lump sum after basic training.	8- 1()	2()	3()	4()	5()
e. \$250 for a six year enlistment payable in a lump sum after basic training.	9- 1()	2()	3()	4()	5()

35. Assuming that there is no education or training assistance and no enlistment bonus at the present time, how likely would you be to enlist if you had to sign up for (NAME ITEM) -- would you definitely enlist, probably enlist, might enlist, probably not enlist, or definitely not enlist?

	Enlist			Not Enlist	
	Definitely	Probably	Might	Probably	Definitely
a. 6 years, the current length of time	10-1()	2()	3()	4()	5()
b. 4 years	11-1()	2()	3()	4()	5()
c. 2 years	12-1()	2()	3()	4()	5()
d. 1 year	13-1()	2()	3()	4()	5()

36. Assuming that there is no education or training assistance and no enlistment bonus and the term of enlistment is six years at the present time, if (NAME ITEM), how likely would you be to enlist -- definitely, probably, might, probably not, or definitely not?

	Enlist			Not Enlist	
	Definitely	Probably	Might	Probably	Definitely
a. The pay were \$832/per year, the current amount.	1()-14	2()	3()	4()	5()
d. Your basic pay were increased 50% to \$1248	1()-15	2()	3()	4()	5()
c. Your basic pay were increased 20% to \$998	1()-16	2()	3()	4()	5()
b. Your basic pay were increased 10% to \$915	1()-17	2()	3()	4()	5()

37. Different people have different ideas about what they want out of life and how to get it. As I read each statement please tell me if it describes something that is very important to you personally, somewhat important to you personally, neither important nor unimportant, somewhat unimportant, or very unimportant to you personally:

	Important			Unimportant	
	Very	Somewhat	Neither	Somewhat	Very
a. Work that is challenging.	18-1()	2()	3()	4()	5()
b. Participating in activities that are exciting and adventurous.	19-1()	2()	3()	4()	5()
c. Making good money.	20-1()	2()	3()	4()	5()
d. Being able to make my own decisions on the job.	21-1()	2()	3()	4()	5()
e. Obedience.	22-1()	2()	3()	4()	5()
f. A warm, happy family life.	23-1()	2()	3()	4()	5()
g. Being patient and working a long time to get what I want.	24-1()	2()	3()	4()	5()
h. Developing my potential.	25-1()	2()	3()	4()	5()
i. Job security -- a steady job.	26-1()	2()	3()	4()	5()
j. Working for a better society.	27-1()	2()	3()	4()	5()
k. Learning as much as I can.	28-1()	2()	3()	4()	5()
l. Recognition and status.	29-1()	2()	3()	4()	5()
m. A comfortable life without a lot of problems.	30-1()	2()	3()	4()	5()
n. A country protected from attack.	31-1()	2()	3()	4()	5()

38. Now thinking about those things which we just discussed that people may want to get out of life, please tell me as I read each one if you think you can get this more by serving in the National Guard or Reserves or more by having another type of part-time job or using your spare time in some other way. IF GUARD/RESERVES OR OTHER: Would you say you are much more likely to get this in the National Guard or Reserves/ other job/activity, or somewhat more likely to get this in the National Guard or Reserves/other job/activity?

	<u>Guard/Reserves</u>		<u>Neither</u>	<u>Other Part-Time Job/Activity</u>	
	<u>Much</u>	<u>Somewhat</u>		<u>Somewhat</u>	<u>Much</u>
a. Recognition and status.	32- 1()	2()	3()	4()	5()
b. Work that is challenging.	33- 1()	2()	3()	4()	5()
c. Participating in activities that are exciting and adventurous.	34- 1()	2()	3()	4()	5()
d. Making good money.	35- 1()	2()	3()	4()	5()
e. Being able to make my own decisions on the job.	36- 1()	2()	3()	4()	5()
f. A warm, happy family life.	37- 1()	2()	3()	4()	5()
g. Obedience.	38- 1()	2()	3()	4()	5()
h. Being patient and working a long time to get what I want.	39- 1()	2()	3()	4()	5()
i. Job security -- a steady job.	40- 1()	2()	3()	4()	5()
j. Working for a better society.	41- 1()	2()	3()	4()	5()
k. Developing my potential.	42- 1()	2()	3()	4()	5()
l. A comfortable life without a lot of problems.	43- 1()	2()	3()	4()	5()
m. A country protected from attack.	44- 1()	2()	3()	4()	5()
n. Learning as much as I can.	45- 1()	2()	3()	4()	5()

39. Men give various reasons for wanting to be in the National Guard or Reserves. As I read each one, please tell me how important or unimportant the reason would be to you personally -- would it be very important, somewhat important, neither important nor unimportant, somewhat unimportant, or very unimportant to you personally? READ LIST

	<u>Important</u>			<u>Unimportant</u>	
	<u>Very</u>	<u>Somewhat</u>	<u>Neither</u>	<u>Somewhat</u>	<u>Very</u>
a. Training to prepare me for a civilian job.	46- 1()	2()	3()	4()	5()
b. Opportunity to earn extra income.	47- 1()	2()	3()	4()	5()
c. Opportunity to serve my country.	48- 1()	2()	3()	4()	5()
d. Opportunity to make good friends.	49- 1()	2()	3()	4()	5()
e. Chance to use my hobbies or interests.	50- 1()	2()	3()	4()	5()
f. Opportunity to serve my community.	51- 1()	2()	3()	4()	5()
g. Being a member of a team.	52- 1()	2()	3()	4()	5()
h. Develop my potential.	53- 1()	2()	3()	4()	5()
i. For good benefits.	54- 1()	2()	3()	4()	5()

40. Now I'd like to read you a list of statements describing things you can get out of a part-time job or spare time activity. As I read each one, please tell me if you think you would be more likely to be (NAME ITEM) if you enlisted in the National Guard or Reserves or by another part-time job or using your spare time in some other way. Would the National Guard or Reserves/other job/activity be much more likely or somewhat more likely to offer this:

	<u>Guard/Reserves</u>		<u>Neither</u>	<u>Other Part-Time Job/Activity</u>	
	<u>Much</u>	<u>Somewhat</u>		<u>Somewhat</u>	<u>Much</u>
a. Doing work that is challenging.	55- 1()	2()	3()	4()	5()
b. A member of a team.	56- 1()	2()	3()	4()	5()
c. Learning as much as I can.	57- 1()	2()	3()	4()	5()
d. Making good money.	58- 1()	2()	3()	4()	5()
e. Serving my country.	59- 1()	2()	3()	4()	5()
f. Making good friends.	60- 1()	2()	3()	4()	5()
g. Serving my community.	61- 1()	2()	3()	4()	5()
h. Having good benefits.	62- 1()	2()	3()	4()	5()
i. Developing my potential.	63- 1()	2()	3()	4()	5()
j. Having a chance to use my hobbies or interests.	64- 1()	2()	3()	4()	5()
k. Gaining recognition and status.	65- 1()	2()	3()	4()	5()
l. Working for a better society.	66- 1()	2()	3()	4()	5()

41. Please tell me if you would be more likely (NAME ITEM) if you enlisted in the National Guard or Reserves or by another part-time job or using your spare time in another way. Would the National Guard or Reserves/other job/activity be much more likely or somewhat more likely to enable you to do this?

	<u>Guard/Reserves</u>		<u>Neither</u>	<u>Other Part-Time Job/Activity</u>	
	<u>Much</u>	<u>Somewhat</u>		<u>Somewhat</u>	<u>Much</u>
a. To achieve your life's goals?	67- 1()	2()	3()	4()	5()
b. To live a productive life?	68- 1()	2()	3()	4()	5()

42. If you were to join the National Guard or Reserves, how likely or unlikely do you think the following things would be to occur? As I read each statement, please tell me if it would be very likely to exist or occur, somewhat likely, neither likely nor unlikely, somewhat unlikely, or very unlikely to exist or occur? READ LIST

	Likely		Neither	Unlikely		Q. 43a/b
	Very	Somewhat		Somewhat	Very	
a. A system of promotions that would be fair.	69-1()	2()	3()	4()	5()	_____
b. Would take too much time away from your family.	70-1()	2()	3()	4()	5()	_____
c. Would result in the chance of your being called to active duty in case of war or emergency.	71-1()	2()	3()	4()	5()	_____ -73 -79
d. Good opportunity for promotions.	72-1()	2()	3()	4()	5()	_____
e. Having military supervisors who would hassle or harrass you.	73-1()	2()	3()	4()	5()	_____
f. Would have your hair cut short.	74-1()	2()	3()	4()	5()	_____
g. Would attend drills that are a waste of time.	75-1()	2()	3()	4()	5()	_____
h. Cause you problems with your job because of National Guard or Reserves obligations.	76-1()	2()	3()	4()	5()	_____
i. Would take too much time away from your personal and social activities.	77-1()	2()	3()	4()	5()	_____

43a. Which one of these factors we just discussed is most important to you personally? RECORD "1" ON APPROPRIATE LINE ABOVE

b. Which factor is second most important to you? RECORD "2" ON APPROPRIATE LINE ABOVE

44. Now I'm going to read you a list of statements. As I read each one, please tell me if you strongly agree with the statement, somewhat agree, neither agree nor disagree, somewhat disagree, or strongly disagree with the statement. READ LIST

	Agree		Neither	Disagree	
	Strongly	Somewhat		Somewhat	Strongly
a. The Reserves are highly respected in my community.	5-1()	2()	3()	4()	5()
b. I like the idea of belonging to a group such as volunteer firemen or civil defense which help people when they have trouble.	6-1()	2()	3()	4()	5()
c. I would be proud to be a member of the National Guard or Reserves.	7-1()	2()	3()	4()	5()
d. In my spare time, I prefer doing things with others rather than being by myself.	8-1()	2()	3()	4()	5()
e. I've always liked the idea of wearing a uniform.	9-1()	2()	3()	4()	5()
f. I like to belong to organizations or groups which help me find more interesting things to do than being on my own.	10-1()	2()	3()	4()	5()
g. The National Guard is highly respected in my community.	11-1()	2()	3()	4()	5()
h. Our country is too militaristic.	12-1()	2()	3()	4()	5()
i. Belonging to the National Guard or Reserves would give me a chance to get away from my everyday life for a while.	13-1()	2()	3()	4()	5()

- | | <u>Agree</u> | | <u>Neither</u> | <u>Disagree</u> | |
|--|-----------------|-----------------|----------------|-----------------|-----------------|
| | <u>Strongly</u> | <u>Somewhat</u> | | <u>Somewhat</u> | <u>Strongly</u> |
- j. I like to become involved in projects in my community. 14-1() 2() 3() 4() 5()
- k. The National Guard or Reserves is a place to meet good buddies and make lasting friendships. 15-1() 2() 3() 4() 5()
- l. The National Guard or Reserves offers an opportunity to become involved in projects in my community. 16-1() 2() 3() 4() 5()
45. Now we have talked about many specific details about the National Guard or Reserves. All things considered, how likely would you say you would be to enlist in one of the National Guard or Reserve units -- would you say you would:
- 17- 1() Definitely enlist, 4() Probably not enlist, or
2() Probably enlist, 5() Definitely not enlist?
3() Might enlist,
46. And now a few questions for classification purposes. Are you:
- 18- 1() Married, (#49 NEXT)
2() Single, or
3() Widowed, divorced, separated? (#48 NEXT)
47. IF SINGLE:
Do you live at home with your parents?
- 19- 1() Yes 2() No
48. IF NOT MARRIED:
Do you have a steady girlfriend?
- 20- 1() Yes 2() No
49. What was the last grade of school or college your father completed?
- 21- 1() Less than high school graduate
2() High school graduate
3() Vocational/training school after high school
4() Some college
5() College graduate or more
6() Don't know
50. Was your father in the military service?
- 22- 1() Yes 2() No

-23. 51. What is/was your father's occupation? _____

52. And last, just to be sure we are representing all groups in this survey, please tell me whether you would describe yourself as:

24-

- 1() American Indian
- 2() Black
- 3() Oriental
- 4() White
- 5() Other

WRITE IN

RESPONDENT _____	PHONE _____	
ADDRESS _____		-25
CITY _____	STATE _____	ZIP _____ -26
INTERVIEWER _____		DATE _____ -27
	-28	
SAMPLE SEGMENT _____	-29	
	-30	COL. 80 (3)

Associates for Research in Behavior, Inc.
3401 Market Street
Philadelphia, Pennsylvania 19104

OMB #22-S-7700
April, 1977
Job #8147

1 - 4

REENLISTMENT STUDY -- GROUP B SCREENER

5

Hello, I'm _____ from Associates for Research in Behavior, a research company in Philadelphia. May I please speak with (NAME ON CARD)? We are conducting a survey for the Federal Government about which you recently received a letter.

1. Have you ever been in the military service?
1() Yes 2() No (END INTERVIEW)
2. IF YES:
Are you currently serving in the military?
1() Yes (END INTERVIEW) 2() No
3. IF NO:
Are you currently a member of the active reserves in paid drill status, that is, going to night or weekend unit training assemblies and/or summer training camp?
1() Yes (END INTERVIEW) 2() No
4. IF NO:
For how many months and years were you in the military service?
6- 1() Less than 2 years (END INTERVIEW) 4() 4 years -- 4 years, 11 mos.
2() 2 years -- 2 years, 11 mos. 5() 5 years -- 5 years, 11 mos.
3() 3 years -- 3 years, 11 mos. 6() 6 years or more (END INTERVIEW)
5. In what month and year did you enter the military service?
7- 1() Before May 1971 (END INTERVIEW) 5() January - December 1974
2() May - December 1971 6() January - April 1975
3() January - December 1972 7() May 1975 or later (END INTERVIEW)
4() January - December 1973
6. In what month and year were you released from the military service?
8- 1() Before May 1973 (END INTERVIEW) 4() January - December 1975
2() May - December 1973 5() January - December 1976
3() January - December 1974 6() January - May 1977
7. In what branch of the military did you serve?
9- 1() Air Force 4() Marines
2() Army 5() Navy
3() Coast Guard
8. How old are you?
10- 1() Under 20 3() 25 - 29 5() 35 - 39
2() 20 - 24 4() 30 - 34 6() 40 or older
9. What is the last year of school or college you completed?
11- 1() Less than high school graduate 4() Some college
2() High school graduate 5() College graduate
3() Vocational school/
training after high school 6() Post graduate work

RESPONDENT _____ PHONE _____
ADDRESS _____
CITY _____ STATE _____ ZIP _____
INTERVIEWER _____ DATE _____

Associates for Research in Behavior, Inc.
3401 Market Street
Philadelphia, Pennsylvania 19104

OMB #22-S-7700
April, 1977
Job #8147

ENLISTMENT STUDY -- GROUP B QUESTIONNAIRE

Any information you give us is held completely confidential by our firm. Participation in the survey is voluntary and there will be no consequences for failure to respond to any particular questions.

1. Are you currently attending any type of school or college?
12- 1() Yes (#3 NEXT) 2() No
2. Are you planning to attend any type of school or college in the next year or so?
13- 1() Yes 2() No (#6 NEXT)
3. IF YES IN #1 OR #2:
What type of school are you attending/planning to attend?
14- 1() High school
2() Vocational/training school after high school (#6 NEXT)
3() Two-year college (#5 NEXT)
4() Four-year college (#5 NEXT)
4. IF HIGH SCHOOL:
Do you plan to complete your high school education?
15- 1() Yes (#6 NEXT) 2() No (#6 NEXT)
5. IF COLLEGE IN #3:
What type of degree do you plan to get?
16- 1() Associate (A.A./A.S.) 3() Masters (M.A./M.S.)
2() Bachelor (B.A./B.S.) 4() Doctorate (Ph.D.)
5() Professional degree (doctor, dentist, lawyer, etc.--M.D., D.D., LL.D., etc.)
6. Are you currently employed?
17- 1() Yes 2() No (#10 NEXT)
7. IF YES:
Is that full time or part time?
18- 1() Full 3() Both
2() Part
- 19- 8. What is your (full time) occupation? _____
- 9a. Are you employed by:
20- 1() The federal government, 5() Someone else, or _____
2() The state government, WRITE IN
3() A local government, 6() Are you self employed?
4() Private business or industry or business,
- b. How long have you been employed there?
21- 1() Less than 6 months 5() 3 - 4 years
2() 6 months - 1 year 6() 4 - 5 years
3() 1 - 2 years 7() 5 - 6 years
4() 2 - 3 years 8() 6 years or more

10. There are a number of things which young men your age might consider in the next few years. For example, how likely would you say you would be to enlist in the (NAME UNIT) -- would you say that you would definitely enlist, probably enlist, might enlist, probably not enlist, or definitely not enlist? BEGIN AT ARROW

	Enlist			Not Enlist	
	Definitely	Probably	Might	Probably	Definitely
a. Army National Guard	22- 1()	2()	3()	4()	5()
b. Air National Guard	23- 1()	2()	3()	4()	5()
c. Army Reserve	24- 1()	2()	3()	4()	5()
d. Air Force Reserve	25- 1()	2()	3()	4()	5()
e. Coast Guard Reserve	26- 1()	2()	3()	4()	5()
f. Marine Corps Reserve	27- 1()	2()	3()	4()	5()
g. Navy Reserve	28- 1()	2()	3()	4()	5()

11. How likely would you say you would be to enlist in the National Guard or Reserves if (NAME EVENT) -- would you definitely enlist, probably enlist, might enlist, probably not enlist, or definitely not enlist?

	Enlist			Not Enlist	
	Definitely	Probably	Might	Probably	Definitely
a. There were a possibility of war?	29- 1()	2()	3()	4()	5()
b. There were an actual war?	30- 1()	2()	3()	4()	5()

- 31- 12. Please think carefully now about enlisting in the National Guard or Reserves. What
32- is the one most important thing that would make you enlist in the National Guard or
33- Reserves? _____

13. Did a recruiter ever talk with you about joining the National Guard or Reserves?

34- 1() Yes 2() No

14. Have you ever talked with anyone else about joining the National Guard or the Reserves?

35- 1() Yes 2() No (#17 NEXT)

15. IF YES:
With whom did you talk? READ LIST. CHECK ALL NAMED BY RESPONDENT

Q. #15	Q. #16					
	Encourage		Neither	Discourage		
	Strongly	Somewhat		Somewhat	Strongly	
36- 1() Friend in National Guard/ Reserves	1()	2()	3()	4()	5()	-41
37- 2() Someone else in National Guard/Reserves	1()	2()	3()	4()	5()	-42
38- 3() Parents	1()	2()	3()	4()	5()	-43
39- 4() Wife or girlfriend	1()	2()	3()	4()	5()	-44
40- 5() Employer	1()	2()	3()	4()	5()	-45

16. FOR EACH PERSON TALKED WITH IN #15, ASK:
How strongly did (NAME PERSON) encourage or discourage you about joining the National Guard or Reserves -- did (NAME PERSON) strongly encourage you, somewhat encourage you, neither encourage nor discourage you, somewhat discourage, or strongly discourage you? RECORD ABOVE

17. Did you ever send in a pre-addressed coupon for information about the National Guard or Reserves?

46- 1() Yes 2() No

18. IF YES TO #13, #14 OR #17:

Did you ever actually apply to join the National Guard or Reserves?

47- 1() Yes 2() No

19. How long do you think you have to enlist for if you join the National Guard or Reserves?

48- 1() 1 year 5() 5 years
2() 2 years 6() 6 years
3() 3 years 7() Don't know
4() 4 years () Other

WRITE IN:

20. How many weekends do you think you have to spend training per year?

49- 1() Less than 12 3() More than 12
2() 12 (once a month) 4() Don't know

21. Do you have to go to annual summer camp if you join the National Guard or Reserves?

50- 1() Yes 2() No (#23a NEXT) 3() Don't know (#23a NEXT)

22. IF YES:

For how many days?

51- 1() Less than 14 3() More than 15
2() 14 - 15 4() Don't know

23a. Does the National Guard offer financial assistance for education or training beyond high school?

52- 1() Yes 2() No 3() Don't know

b. Does the Reserves offer financial assistance for education or training beyond high school?

53- 1() Yes 2() No 3() Don't know

54-
55-
56-
57-
58-

24a. As far as you know, what is the starting annual pay for an enlisted man in the National Guard or Reserves — before taxes are deducted?
0() Don't know

b. Is a cash bonus paid to a person who enlists in the National Guard for the first time?

55- 1() Yes 2() No 3() Don't know

c. Is a cash bonus paid to a person who enlists in the Reserves for the first time?

60- 1() Yes 2() No 3() Don't know

25. Over the course of a year, how much pay, if any, do you think you might lose from a regular job as a result of attending National Guard or Reserve drills and summer camp?
- | | |
|----------------------|---|
| 0() None | 5() \$400 - \$499 |
| 1() Less than \$100 | 6() \$500 or more |
| 2() \$100 - \$199 | 7() Don't know |
| 3() \$200 - \$299 | 8() Does not apply to me (not working) |
| 4() \$300 - \$399 | |

26. Is there a Reserve forces training center in your area, for example, an armory?
- 1() Yes 2() No (#28 NEXT) 3() Don't know (#28 NEXT)

27. IF YES:
About how long would it take you to get to the nearest one from your home?

- | | |
|--|-------------------------------|
| 1() Less than 15 mins. | 6() 1½ hrs., less than 1½ |
| 2() 15 - 29 mins. | 7() 1½ hrs., less than 1 3/4 |
| 3() 30 - 44 mins. | 8() 1 3/4 hrs., less than 2 |
| 4() 45 - 59 mins. | 9() 2 hours or more |
| 5() 1 hr., less than 1½ (60-84 mins.) | |

28. You mentioned that you would (NAME MOST POSITIVE ANSWER TO #10) enlist in the National Guard or Reserves. There are some things the National Guard or Reserves could do that might influence people's decisions to enlist or not. I would like your personal reactions to these ideas. First, if the National Guard or Reserves offered (NAME ITEM), how likely would you be to enlist -- would you say you would be definitely likely to enlist, somewhat likely, you might enlist, probably not enlist, or definitely not enlist.

	Enlist			Not Enlist	
	Definitely	Probably	Might	Probably	Definitely
a. No financial assistance for education or training after high school, which is currently the case.	1()	2()	3()	4()	5()
b. 25% of your education or training after high school while you were in the National Guard or Reserves.	1()	2()	3()	4()	5()
c. 50% of your education or training after high school while you were in the National Guard or Reserves.	1()	2()	3()	4()	5()
d. 75% of your education or training after high school while you were in the National Guard or Reserves.	1()	2()	3()	4()	5()
e. 100% of your education or training after high school while you were in the National Guard or Reserves.	1()	2()	3()	4()	5()

29. Assuming that you were in the National Guard or Reserves and they were to pay for all your education or training after high school, how likely would you personally be to use the education or training assistance -- would you say you would:

- 1() Definitely use the education or training assistance,
 2() Probably use the education or training assistance,
 3() Might use,
 4() Probably not use, or
 5() Definitely not use the education or training assistance?

30. Assuming that there is no education or training assistance beyond high school at the present time, if you got (NAME ITEM) for enlisting, how likely would you be to enlist -- definitely, probably, might, probably not, or definitely not?

	Enlist			Not Enlist	
	Definitely	Probably	Might	Probably	Definitely
a. No enlistment bonus, the current policy.	1 ()	2 ()	3 ()	4 ()	5 ()
b. \$2250 for a six year enlistment payable in a lump sum after 3 or 4 months.	1 ()	2 ()	3 ()	4 ()	5 ()
c. \$1100 for a six year enlistment payable in a lump sum after 3 or 4 months.	1 ()	2 ()	3 ()	4 ()	5 ()
d. \$500 for a six year enlistment payable in a lump sum after 3 or 4 months.	1 ()	2 ()	3 ()	4 ()	5 ()
e. \$250 for a six year enlistment payable in a lump sum after 3 or 4 months.	1 ()	2 ()	3 ()	4 ()	5 ()

31. Assuming that there is no education or training assistance and no enlistment bonus at the present time, how likely would you be to enlist if you had to sign up for (NAME ITEM) -- would you definitely enlist, probably enlist, might enlist, probably not enlist, or definitely not enlist?

	Enlist			Not Enlist	
	Definitely	Probably	Might	Probably	Definitely
a. 6 years, the current length of time	1 ()	2 ()	3 ()	4 ()	5 ()
b. 4 years	1 ()	2 ()	3 ()	4 ()	5 ()
c. 2 years	1 ()	2 ()	3 ()	4 ()	5 ()
d. 1 year	1 ()	2 ()	3 ()	4 ()	5 ()

32. Assuming that there is no education or training assistance and no enlistment bonus and the term of enlistment is six years at the present time, if (NAME ITEM), how likely would you be to enlist -- definitely, probably, might, probably not, or definitely not?

	Enlist			Not Enlist	
	Definitely	Probably	Might	Probably	Definitely
a. The pay were \$832/per year, the current amount	1 ()	2 ()	3 ()	4 ()	5 ()
d. Your basic pay were increased 50% to \$1248	1 ()	2 ()	3 ()	4 ()	5 ()
c. Your basic pay were increased 20% to \$998	1 ()	2 ()	3 ()	4 ()	5 ()
b. Your basic pay were increased 10% to \$915	1 ()	2 ()	3 ()	4 ()	5 ()

33. I'd like to change the topic now. I notice that you were in the (NAME SERVICE FROM SCREENER). Overall, how satisfied were you with the time you spent in the (NAME SERVICE) -- were you:

- 9- 1() Very satisfied,
- 2() Somewhat satisfied,
- 3() Neither satisfied nor dissatisfied,
- 4() Somewhat dissatisfied, or
- 5() Very dissatisfied with the service?

10-
11-
12-
13-
14-

34. What was your MOS or specialty rating or AFSC? _____

35. Is that the MOS or specialty or AFSC you wanted when you joined the service?

- 15- 1() Yes
- 2() No

36. How satisfied were you with your MOS or specialty or AFSC -- were you:

- 16- 1() Very satisfied,
- 2() Somewhat satisfied,
- 3() Neither satisfied nor dissatisfied,
- 4() Somewhat dissatisfied,
- 5() Very dissatisfied?

37. What was your grade when you left the service?

- 17- 1() E-1
- 2() E-2
- 3() E-3
- 4() E-4
- 5() E-5
- 6() E-6
- 7() E-7
- 8() E-8
- 9() E-9

38. Did you enlist in the service or were you drafted?

- 18- 1() Enlisted
- 2() Drafted

39. Different people have different ideas about what they want out of life and how to get it. As I read each statement please tell me if it describes something that is very important to you personally, somewhat important to you personally, neither important nor unimportant, somewhat unimportant, or very unimportant to you personally:

	Important			Unimportant	
	Very	Somewhat	Neither	Somewhat	Very
a. Work that is challenging.	19- 1()	2()	3()	4()	5()
b. Participating in activities that are exciting and adventurous.	20- 1()	2()	3()	4()	5()
c. Making good money.	21- 1()	2()	3()	4()	5()
d. Being able to make my own decisions on the job.	22- 1()	2()	3()	4()	5()
e. Obedience.	23- 1()	2()	3()	4()	5()
f. A warm, happy family life.	24- 1()	2()	3()	4()	5()
g. Being patient and working a long time to get what I want.	25- 1()	2()	3()	4()	5()
h. Developing my potential.	26- 1()	2()	3()	4()	5()
i. Job security -- a steady job.	27- 1()	2()	3()	4()	5()
j. Working for a better society.	28- 1()	2()	3()	4()	5()
k. Learning as much as I can.	29- 1()	2()	3()	4()	5()
l. Recognition and status.	30- 1()	2()	3()	4()	5()
m. A comfortable life without a lot of problems.	31- 1()	2()	3()	4()	5()
n. A country protected from attack.	32- 1()	2()	3()	4()	5()

40. Now thinking about those things which we just discussed that people may want to get out of life, please tell me as I read each one if you think you can get this more by serving in the National Guard or Reserves or more by having another type of part-time job or using your spare time in some other way. IF GUARD/RESERVES OR OTHER: Would you say you are much more likely to get this in the National Guard or Reserves/other job/activity, or somewhat more likely to get this in the National Guard or Reserves/other job/activity?

	<u>Guard/Reserves</u>			<u>Other Part-Time Job/Activity</u>	
	<u>Much</u>	<u>Somewhat</u>	<u>Neither</u>	<u>Somewhat</u>	<u>Much</u>
a. Recognition and status.	33- 1()	2()	3()	4()	5()
b. Work that is challenging.	34- 1()	2()	3()	4()	5()
c. Participating in activities that are exciting and adventurous.	35- 1()	2()	3()	4()	5()
d. Making good money.	36- 1()	2()	3()	4()	5()
e. Being able to make my own decisions on the job.	37- 1()	2()	3()	4()	5()
f. A warm, happy family life.	38- 1()	2()	3()	4()	5()
g. Obedience.	39- 1()	2()	3()	4()	5()
h. Being patient and working a long time to get what I want.	40- 1()	2()	3()	4()	5()
i. Job security -- a steady job.	41- 1()	2()	3()	4()	5()
j. Working for a better society.	42- 1()	2()	3()	4()	5()
k. Developing my potential.	43- 1()	2()	3()	4()	5()
l. A comfortable life without a lot of problems.	44- 1()	2()	3()	4()	5()
m. A country protected from attack.	45- 1()	2()	3()	4()	5()
n. Learning as much as I can.	46- 1()	2()	3()	4()	5()

41. Men give various reasons for wanting to be in the National Guard or Reserves. As I read each one, please tell me how important or unimportant the reason would be to you personally -- would it be very important, somewhat important, neither important nor unimportant, somewhat unimportant, or very unimportant to you personally? READ LIST

	<u>Important</u>			<u>Unimportant</u>	
	<u>Very</u>	<u>Somewhat</u>	<u>Neither</u>	<u>Somewhat</u>	<u>Very</u>
a. Training to prepare me for a civilian job.	47- 1()	2()	3()	4()	5()
b. Opportunity to earn extra income.	48- 1()	2()	3()	4()	5()
c. Opportunity to serve my country.	49- 1()	2()	3()	4()	5()
d. Opportunity to make good friends.	50- 1()	2()	3()	4()	5()
e. Chance to use my hobbies or interests.	51- 1()	2()	3()	4()	5()
f. Opportunity to serve my community.	52- 1()	2()	3()	4()	5()
g. Being a member of a team.	53- 1()	2()	3()	4()	5()
h. Develop my potential.	54- 1()	2()	3()	4()	5()
i. For good benefits.	55- 1()	2()	3()	4()	5()
j. Chance to maintain my grade.	56- 1()	2()	3()	4()	5()
k. Chance to maintain my MOS.	57- 1()	2()	3()	4()	5()

42. Now I'd like to read you a list of statements describing things you can get out of a part-time job or spare time activity. As I read each one, please tell me if you think you would be more likely to be (NAME ITEM) if you enlisted in the National Guard or Reserves or by another part-time job or using your spare time in some other way. Would the National Guard or Reserves/other job/activity be much more likely or somewhat more likely to offer this:

	Guard/Reserves			Other Part-Time Job/Activity	
	Much	Somewhat	Neither	Somewhat	Much
a. Doing work that is challenging.	58-1()	2()	3()	4()	5()
b. A member of a team.	59-1()	2()	3()	4()	5()
c. Learning as much as I can.	60-1()	2()	3()	4()	5()
d. Making good money.	61-1()	2()	3()	4()	5()
e. Serving my country.	62-1()	2()	3()	4()	5()
f. Making good friends.	63-1()	2()	3()	4()	5()
g. Serving my community.	64-1()	2()	3()	4()	5()
h. Having good benefits.	65-1()	2()	3()	4()	5()
i. Developing my potential.	66-1()	2()	3()	4()	5()
j. Having a chance to use my hobbies or interests.	67-1()	2()	3()	4()	5()
k. Gaining recognition and status.	68-1()	2()	3()	4()	5()
l. Working for a better society.	69-1()	2()	3()	4()	5()

43. Please tell me if you would be more likely (NAME ITEM) if you enlisted in the National Guard or Reserves or by another part-time job or using your spare time in another way. Would the National Guard or Reserves/other job/activity be much more likely or somewhat more likely to enable you to do this?

	Guard/Reserves			Other Part-Time Job/Activity	
	Much	Somewhat	Neither	Somewhat	Much
a. To achieve your life's goals?	70- 1()	2()	3()	4()	5()
b. To live a productive life?	71- 1()	2()	3()	4()	5()

44. If you were to join the National Guard or Reserves, how likely or unlikely do you think the following things would be to occur? As I read each statement, please tell me if it would be very likely to exist or occur, somewhat likely, neither likely nor unlikely, somewhat unlikely, or very unlikely to exist or occur? READ LIST

	Likely		Neither	Unlikely		Q. 45a/b
	Very	Somewhat		Somewhat	Very	
a. A system of promotions that would be fair.	5-1 ()	2 ()	3 ()	4 ()	5 ()	_____
b. Would take too much time away from your family.	6-1 ()	2 ()	3 ()	4 ()	5 ()	_____
c. Would result in the chance of your being called to active duty in case of war or emergency.	7-1 ()	2 ()	3 ()	4 ()	5 ()	_____ -14
d. Good opportunity for promotions.	8-1 ()	2 ()	3 ()	4 ()	5 ()	_____ -15
e. Having military supervisors who would hassle or harrass you.	9-1 ()	2 ()	3 ()	4 ()	5 ()	_____
f. Would have your hair cut short.	10-1 ()	2 ()	3 ()	4 ()	5 ()	_____
g. Would attend drills that are a waste of time.	11-1 ()	2 ()	3 ()	4 ()	5 ()	_____
h. Cause you problems with your job because of National Guard or Reserves obligations.	12-1 ()	2 ()	3 ()	4 ()	5 ()	_____
i. Would take too much time away from your personal and social activities.	13-1 ()	2 ()	3 ()	4 ()	5 ()	_____

- 45a. Which one of these factors we just discussed is most important to you personally? RECORD "1" ON APPROPRIATE LINE ABOVE

- b. Which factor is second most important to you? RECORD "2" ON APPROPRIATE LINE ABOVE

46. Now I'm going to read you a list of statements. As I read each one, please tell me if you strongly agree with the statement, somewhat agree, neither agree nor disagree, somewhat disagree, or strongly disagree with the statement. READ LIST

	Agree			Disagree	
	Strongly	Somewhat	Neither	Somewhat	Strongly
a. The Reserves are highly respected in my community.	16-1 ()	2 ()	3 ()	4 ()	5 ()
b. I like the idea of belonging to a group such as volunteer firemen or civil defense which help people when they have trouble.	17-1 ()	2 ()	3 ()	4 ()	5 ()
c. I would be proud to be a member of the National Guard or Reserves.	18-1 ()	2 ()	3 ()	4 ()	5 ()
d. In my spare time, I prefer doing things with others rather than being by myself.	19-1 ()	2 ()	3 ()	4 ()	5 ()
e. I've always liked the idea of wearing a uniform.	20-1 ()	2 ()	3 ()	4 ()	5 ()
f. I like to belong to organizations or groups which help me find more interesting things to do than being on my own.	21-1 ()	2 ()	3 ()	4 ()	5 ()
g. The National Guard is highly respected in my community.	22-1 ()	2 ()	3 ()	4 ()	5 ()
h. Our country is too militaristic.	23-1 ()	2 ()	3 ()	4 ()	5 ()
i. Belonging to the National Guard or Reserves would give me a chance to get away from my everyday life for a while.	24-1 ()	2 ()	3 ()	4 ()	5 ()

(Continued)

- | | Agree | | Neither | Disagree | |
|--|----------|----------|------------------------------|----------|----------|
| | Strongly | Somewhat | | Somewhat | Strongly |
| j. I like to become involved in projects in my community. | 25- 1() | 2() | 3() | 4() | 5() |
| k. The National Guard or Reserves is a place to meet good buddies and make lasting friendships. | 26- 1() | 2() | 3() | 4() | 5() |
| l. The National Guard or Reserves offers an opportunity to become involved in projects in my community. | 27- 1() | 2() | 3() | 4() | 5() |
| 47. Now we have talked about many specific details about the National Guard or Reserves. All things considered, how likely would you say you would be to enlist in one of the National Guard or Reserve units — would you say you would: | | | | | |
| 28- 1() Definitely enlist, | | | 4() Probably not enlist, or | | |
| 2() Probably enlist, | | | 5() Definitely not enlist? | | |
| 3() Might enlist, | | | | | |
| 48. And now a few questions for classification purposes. Are you: | | | | | |
| 29- 1() Married, (#51 NEXT) | | | | | |
| 2() Single, or | | | | | |
| 3() Widowed, divorced, separated? (#50 NEXT) | | | | | |
| 49. IF SINGLE: | | | | | |
| Do you live at home with your parents? | | | | | |
| 30- 1() Yes | | | 2() No | | |
| 50. IF NOT MARRIED: | | | | | |
| Do you have a steady girlfriend? | | | | | |
| 31- 1() Yes | | | 2() No | | |
| 51. What was the last grade of school or college <u>your father</u> completed? | | | | | |
| 32- 1() Less than high school graduate | | | | | |
| 2() High school graduate | | | | | |
| 3() Vocational/training school after high school | | | | | |
| 4() Some college | | | | | |
| 5() College graduate or more | | | | | |
| 6() Don't know | | | | | |
| 33- 52. What is/was your father's occupation? _____ | | | | | |
| 53. And last, just to be sure we are representing all groups in this survey, please tell me whether you would describe yourself as: | | | | | |
| 34- | | | 1() American Indian | | |
| | | | 2() Black | | |
| | | | 3() Oriental | | |
| | | | 4() White | | |
| | | | 5() Other | | |

WRITE IN

RESPONDENT _____ PHONE _____

ADDRESS _____ -35

CITY _____ STATE _____ ZIP _____ -36

INTERVIEWER _____ DATE _____ -37

-38

-39

11 00 00 00

Associates for Research in Behavior, Inc.
3401 Market Street
Philadelphia, Pennsylvania 19104

April, 1977
Job #8147

1 - 4

REENLISTMENT STUDY -- GROUP C SCREENER

5

Hello, I'm _____ from Associates for Research in Behavior, a research company in Philadelphia. May I please speak with (NAME ON CARD)? We are conducting a survey for the Federal Government about which you recently received a letter.

1. Are you currently a member of the Army National Guard?
1() Yes 2() No (END INTERVIEW)
2. IF YES:
Are you currently serving your first term of enlistment?
1() Yes 2() No (END INTERVIEW)
3. Are you now in paid drill status in the Guard, that is, attending night or weekend unit training assemblies and/or summer training camp?
1() Yes 2() No (END INTERVIEW)
- 3a. Have you ever served in active duty in a regular component (Army, Navy, Marines, Air Force, Coast Guard)?
1() Yes 2() No (#4 NEXT)
- 3b. IF YES:
Which component?
1() Army 4() Air Force
2() Navy 5() Coast Guard
3() Marine Corps.

4. In what month and year did you join the Army National Guard?

	<u>Month</u>		<u>Year</u>
6-	1() January	7() July	7- 1() 1970 or earlier
	2() February	8() August	2() 1971
	3() March	9() September	3() 1972
	4() April	0() October	4() 1973
	5() May	X() November	5() 1974 or later
	6() June	Y() December	

IF BEFORE MAY 1971, END INTERVIEW.

IF AFTER MAY 1973 AND HAS ANSWERED "NO" TO #3a, END INTERVIEW.

IF AFTER MAY 1973 AND HAS ANSWERED "YES" TO #3a, ASK #4a NEXT.

4a. In what month and year did you go in active duty with the (NAME ANSWER TO #3E)?

<u>Month</u>		<u>Year</u>
1() January	7() July	1() 1970 or earlier
2() February	8() August	2() 1971
3() March	9() September	3() 1972
4() April	0() October	4() 1973
5() May	X() November	5() 1974 or later
6() June	Y() December	

IF BEFORE MAY 1971 END INTERVIEW.

IF AFTER MAY 1973 END INTERVIEW.

5. How old are you?

8-	1() 21 - 24	3() 30 - 34
	2() 25 - 29	4() 35 - 40

6. What is the last year of school or college you completed?

9-

- 1() Less than high school graduate
- 2() High school graduate
- 3() Vocational school/training after high school
- 4() Some college
- 5() College graduate
- 6() Post graduate work

RESPONDENT _____ PHONE _____
ADDRESS _____
CITY _____ STATE _____ ZIP _____
INTERVIEWER _____ DATE _____
SAMPLE SEGMENT _____

Associates for Research in Behavior, Inc.
3401 Market Street
Philadelphia, Pennsylvania 19104

April, 1977
Job #8147

ENLISTMENT STUDY -- GROUP C QUESTIONNAIRE

Any information you give us is held completely confidential by our firm. Participation in the survey is voluntary and there will be no consequences for failure to respond to any particular question.

1. Are you currently attending any type of school or college?
10- 1() Yes (#3 NEXT) 2() No
2. Are you planning to attend any type of school or college in the next year or so?
11- 1() Yes 2() No (#6 NEXT)
3. IF YES IN #1 OR #2:
What type of school are you attending/planning to attend?
12- 1() High school
2() Vocational/training school after high school (#6 NEXT)
3() Two-year college (#5 NEXT)
4() Four-year college (#5 NEXT)
4. IF HIGH SCHOOL:
Do you plan to complete your high school education?
13- 1() Yes (#6 NEXT) 2() No (#6 NEXT)
5. IF COLLEGE IN #3:
What type of degree do you plan to get?
14- 1() Associate (A.A./A.S.) 3() Masters (M.A./M.S.)
2() Bachelor (B.A./B.S.) 4() Doctorate (Ph.D.)
5() Professional degree (Doctor, dentist,
lawyer, etc. - MD, DDO, LLD, etc.)
6. Are you currently employed?
15- 1() Yes 2() No (#10 NEXT)
7. IF YES:
Is that full time or part time?
16- 1() Full 3() Both
2() Part
- 7- 8. What is your (full time) occupation? _____
- 9a. Are you employed by:
18- 1() The federal government, 5() Someone else, or _____
2() The state government, WRITE IN
3() A local government, 6() Are you self employed?
4() Private business or industry
- b. How long have you been employed there?
19- 1() Less than 6 months 5() 3 - 4 years
2() 6 months - 1 year 6() 4 - 5 years
3() 1 - 2 years 7() 5 - 6 years
4() 2 - 3 years 8() 6 years or more
- c. IF FEDERAL OR STATE GOVERNMENT IN Q. 9a:
Are you a civilian technician for a Guard unit?
20- 1() Yes 2() No

19. Have you ever talked with anyone else about extending your enlistment in the Guard?
 37- 1() Yes 2() No (#22 NEXT)

20. IF YES:
 With whom did you talk? READ LIST. CHECK ALL NAMED BY RESPONDENT

Q. #20	Q. #21			Discourage	
	Encourage Strongly	Encourage Somewhat	Neither	Somewhat	Strongly
38- 1() Friend in Guard	43- 1()	2()	3()	4()	5()
39- 2() Someone else in the Guard	44- 1()	2()	3()	4()	5()
40- 3() Parents	45- 1()	2()	3()	4()	5()
41- 4() Wife or girlfriend	46- 1()	2()	3()	4()	5()
42- 5() Employer	47- 1()	2()	3()	4()	5()

21. FOR EACH PERSON TALKED WITH IN #20, ASK:
 How strongly did (NAME PERSON) encourage or discourage you about extending your enlistment in the Guard? Did (NAME PERSON) strongly encourage you, somewhat encourage you, neither encourage nor discourage you, somewhat discourage you, or strongly discourage you? RECORD ABOVE

22. How long does it take you to go one way to your regular training center?

- 48- 1() Less than 15 minutes 6() 1½ hours, less than 1½
 2() 15 - 29 minutes 7() 1½ hours, less than 1 3/4
 3() 30 - 44 minutes 8() 1 3/4 hours, less than 2
 4() 45 - 59 minutes 9() 2 hours or more
 5() 1 hr., less than 1½ (60-84 mins.)

23. What is your current grade in the Guard?

- 49- 1() E - 1 6() E - 6
 2() E - 2 7() E - 7
 3() E - 3 8() E - 8
 4() E - 4 9() E - 9
 5() E - 5

50-
 51-
 52-
 53-
 54-

24. What is your MOS? _____

25. Are you currently receiving aviation or hazardous duty pay?

- 55- 1() Yes 2() No

26. Now let's talk about benefits that may be offered by the Guard. First, can you tell me if financial assistance for education or training beyond high school is available to you from the Guard?

- 56- 1() Yes 2() No (#30 NEXT)

27. IF YES:

Do you use the financial educational assistance offered by the Guard?

- 57- 1() Yes 2() No

28. What types of schools or colleges can you attend and get financial educational assistance from the Guard?

- 58- 1() High school 64- 8() Don't know
 59- 2() Vocational or training school other than high school
 60- 3() Junior college (2 years)
 61- 4() Regular college (4 years)
 62- 5() Post graduate colleges
 63- 0() Other _____

29. What percent of your expenses for education or training beyond high school do you think the Guard pays?

- 65- 1() 50%
- 2() 100%
- 3() Other %
- 4() \$250/year
- 5() \$300/year
- 6() \$500/year
- 7() Other \$ amounts
- 8() Don't know

30. How many years do you have to be in the Guard before you can start collecting retirement benefits:

- 66- 1() Under 20 years
- 2() 20 years
- 3() More than 20 years
- 4() Don't know

31. The Guard offers a variety of benefits to its members. How many of the benefits offered by the Guard would you say have been explained to you:

- 67- 1() All the benefits were explained to you,
- 2() Most of the benefits were explained to you,
- 3() Some of the benefits were explained,
- 4() Only a few of the benefits were explained, or
- 5() Almost no benefits were explained to you?

32a. If you extend your enlistment, for how many years do you have to extend your term of enlistment?

- 68- 1() One
- 2() Two
- 3() Three
- 4() Four
- 5() Five
- 6() Six
- 7() Other
- 8() Don't know

b. If you extend your enlistment in the Guard, do you get a cash bonus?

- 69- 1() Yes
- 2() No
- 3() Don't know

33. Over the course of a year, how much pay, if any, do you lose from your regular job as a result of attending Guard unit training assemblies and summer camp?

- 70- 0() None
- 1() Less than \$100
- 2() \$100 - \$199
- 3() \$200 - \$299
- 4() \$300 - \$399
- 5() \$400 - \$499
- 6() \$500 or more

34. How much do you think you have to spend each year for car expenses, laundry, etc. to attend the Guard unit training assemblies and summer camp?

- 71- 1() Under \$100
- 2() \$100 - \$199
- 3() \$200 - \$299
- 4() \$300 - \$399
- 5() \$400 - \$499
- 6() \$500 - \$599
- 7() \$600 or more

35. You mentioned that you would (NAME ANSWER TO #13) extend your enlistment in the Guard. These are some things the Guard could do that might influence people's decisions to extend their enlistments or not. I would like your personal reactions to these ideas. First, if the Guard offered (NAME ITEM), how likely would you be to extend your enlistment -- would you say you would be definitely likely to extend your enlistment, somewhat likely to extend your enlistment, you might extend your enlistment, probably not extend your enlistment, or definitely not extend your enlistment?

	Extend			Not Extend	
	Definitely	Probably	Might	Probably	Definite
a. No financial educational assistance, which is currently the case.	72- 1 ()	2 ()	3 ()	4 ()	5 ()
b. 25% of your education or training after high school while you were in the Guard.	73- 1 ()	2 ()	3 ()	4 ()	5 ()
c. 50% of your education or training after high school while you were in the Guard.	74- 1 ()	2 ()	3 ()	4 ()	5 ()
d. 75% of your education or training after high school while you were in the Guard.	75- 1 ()	2 ()	3 ()	4 ()	5 ()
e. 100% of your education or training after high school while you were in the Guard.	76- 1 ()	2 ()	3 ()	4 ()-#37	5 ()-#3

NEXT NEXT

36. Assuming that the Guard were to pay for all your education or training after high school, how likely would you personally be to use the education or training assistance -- would you say you would:

- 77- 1 () Definitely use the education or training assistance,
- 2 () Probably use the education or training assistance,
- 3 () Might use the education or training assistance,
- 4 () Probably not use the education or training assistance, or
- 5 () Definitely not use the education or training assistance:

COL 78- TYPE
COL 80- (1)

37. Assuming that there is no education or training assistance beyond high school, if you got (NAME ITEM) bonus for extending your enlistment, how likely would you be to extend your enlistment -- definitely, probably, might, probably not, or definitely not?

	Extend			Not Extend	
	Definitely	Probably	Might	Probably	Definite
a. No.	5- 1 ()	2 ()	3 ()	4 ()	5 ()
b. \$2200 for a 6 year enlistment payable in a lump sum in 3 or 4 months.	6- 1 ()	2 ()	3 ()	4 ()	5 ()
c. \$1100 for a 6 year enlistment payable in a lump sum in 3 or 4 months.	7- 1 ()	2 ()	3 ()	4 ()	5 ()
d. \$500 for a 6 year enlistment payable in a lump sum in 3 or 4 months.	8- 1 ()	2 ()	3 ()	4 ()	5 ()
e. \$250 for a 6 year enlistment payable in a lump sum in 3 or 4 months.	9- 1 ()	2 ()	3 ()	4 ()	5 ()

38. Assuming there is no education or training assistance and no enlistment bonus, if the pay were (NAME ITEM), how likely would you be to extend your enlistment -- definitely, probably, might, probably not, or definitely not?

	Extend			Not Extend	
	Definitely	Probably	Might	Probably	Definitely
a. The same as it is now.	10- 1()	2()	3()	4()	5()
d. Increased 50%.	11- 1()	2()	3()	4()	5()
c. Increased 20%.	12- 1()	2()	3()	4()	5()
b. Increased 10%.	13- 1()	2()	3()	4()	5()

39. Different people have different ideas about what they want out of life and how to get it. As I read each statement, please tell me if it describes something that is very important to you personally, somewhat important to you personally, neither important nor unimportant, somewhat unimportant, or very unimportant to you personally:

	Important		Neither	Unimportant	
	Very	Somewhat		Somewhat	Very
a. Work that is challenging.	14-1()	2()	3()	4()	5()
b. Participating in activities that are exciting and adventurous.	15-1()	2()	3()	4()	5()
c. Making good money.	16-1()	2()	3()	4()	5()
d. Being able to make my own decisions on the job.	17-1()	2()	3()	4()	5()
e. Obedience.	18-1()	2()	3()	4()	5()
f. A warm, happy family life.	19-1()	2()	3()	4()	5()
g. Being patient and working a long time to get what I want.	20-1()	2()	3()	4()	5()
h. Developing my potential.	21-1()	2()	3()	4()	5()
i. Job security -- a steady job.	22-1()	2()	3()	4()	5()
j. Working for a better society.	23-1()	2()	3()	4()	5()
k. Learning as much as I can.	24-1()	2()	3()	4()	5()
l. Recognition and status.	25-1()	2()	3()	4()	5()
m. A comfortable life without a lot of problems.	26-1()	2()	3()	4()	5()
n. A country protected from attack.	27-1()	2()	3()	4()	5()

40. Now thinking about those things which we just discussed that people may want to get out of life, please tell me as I read each one if you think you can get this more by serving in the Guard or more by having another type of part-time job or using your spare time in some other way. IF GUARD OR OTHER: Would you say you are much more likely to get this in the Guard/other job/activity or somewhat more likely to get this in the Guard/other job/activity?

	Guard			Other Part-Time Job/Activity	
	Much	Somewhat	Neither	Somewhat	Much
a. Recognition and status.	28- 1()	2()	3()	4()	5()
b. Work that is challenging.	29- 1()	2()	3()	4()	5()
c. Participating in activities that are exciting and adventurous.	30- 1()	2()	3()	4()	5()
d. Making good money.	31- 1()	2()	3()	4()	5()
e. Being able to make my own decisions on the job.	32- 1()	2()	3()	4()	5()
f. A warm, happy family life.	33- 1()	2()	3()	4()	5()
g. Obedience.	34- 1()	2()	3()	4()	5()
h. Being patient and working a long time to get what I want.	35- 1()	2()	3()	4()	5()
i. Job security -- a steady job.	36- 1()	2()	3()	4()	5()
j. Working for a better society.	37- 1()	2()	3()	4()	5()
k. Developing my potential.	38- 1()	2()	3()	4()	5()
l. A comfortable life without a lot of problems.	39- 1()	2()	3()	4()	5()
m. A country protected from attack.	40- 1()	2()	3()	4()	5()
n. Learning as much as I can.	41- 1()	2()	3()	4()	5()

41. Men give various reasons for wanting to be in the Guard. As I read each one, please tell me how important or unimportant the reason is to you personally -- is it very important, somewhat important, neither important nor unimportant, somewhat unimportant, or very unimportant to you personally:

	Important			Unimportant	
	Very	Somewhat	Neither	Somewhat	Very
a. Opportunity to earn extra income.	42- 1()	2()	3()	4()	5()
b. Opportunity to serve my country.	43- 1()	2()	3()	4()	5()
c. Opportunity to make good friends.	44- 1()	2()	3()	4()	5()
d. Chance to use my hobbies or interests.	45- 1()	2()	3()	4()	5()
e. Opportunity to serve my community.	46- 1()	2()	3()	4()	5()
f. Being a member of a team.	47- 1()	2()	3()	4()	5()
g. Develop my potential.	48- 1()	2()	3()	4()	5()
h. For good benefits.	49- 1()	2()	3()	4()	5()

42. Now I'd like to read you a list of statements describing things you can get out of a part-time job or using your spare time in some other way. As I read each one, please tell me if you think you would be more likely to be (NAME ITEM) if you extended your enlistment in the Guard or by another part-time job or using your spare time in some other way. Would Guard/other job/activity be much more likely or somewhat more likely to offer this?

		Guard		Neither	Other Part-Time Job/Activity	
		Much	Somewhat		Somewhat	Much
a.	Doing work that is challenging.	50-	1() 2()	3()	4()	5()
b.	A member of a team.	51-	1() 2()	3()	4()	5()
c.	Learning as much as I can.	52-	1() 2()	3()	4()	5()
d.	Making good money.	53-	1() 2()	3()	4()	5()
e.	Serving my country.	54-	1() 2()	3()	4()	5()
f.	Making good friends.	55-	1() 2()	3()	4()	5()
g.	Serving my community.	56-	1() 2()	3()	4()	5()
h.	Having good benefits.	57-	1() 2()	3()	4()	5()
i.	Developing my potential.	58-	1() 2()	3()	4()	5()
j.	Having a chance to use my hobbies or interests.	59-	1() 2()	3()	4()	5()
k.	Gaining recognition and status.	60-	1() 2()	3()	4()	5()
l.	Working for a better society.	61-	1() 2()	3()	4()	5()

43. Please tell me if you would be more likely (NAME ITEM) if you extended your enlistment in the Guard or by another part-time job or using your spare time in another way. Would the Guard/other job/activity be much more likely or somewhat more likely to enable you to do this?

		Guard		Neither	Other Part-Time Job/Activity	
		Much	Somewhat		Somewhat	Much
a.	To achieve your life's goals.	62-	1() 2()	3()	4()	5()
b.	To live a productive life.	63-	1() 2()	3()	4()	5()

44. If you were to extend your enlistment in the Guard, how likely or unlikely do you think the following things would be to occur? As I read each statement, please tell me if it would be very likely to exist or occur, somewhat likely, neither likely nor unlikely, somewhat unlikely, or very unlikely to exist or occur? READ LIST

	Likely		Neither	Unlikely		Q. 45a/b
	Very	Somewhat		Somewhat	Very	
a. A system of promotions that would be fair.	64-1()	2()	3()	4()	5()	_____
b. Would take too much time away from your family.	65-1()	2()	3()	4()	5()	_____
c. Good opportunity for promotions.	66-1()	2()	3()	4()	5()	_____
d. Having military supervisors who would hassle or harrass you.	67-1()	2()	3()	4()	5()	_____
e. Would attend unit training assemblies that are a waste of time.	68-1()	2()	3()	4()	5()	_____ -E
f. Cause you problems with your job because of Guard obligations.	69-1()	2()	3()	4()	5()	_____ -E
g. The unit training assemblies would prepare you for mobilization for emergencies such as floods, riot patrols, etc.	70-1()	2()	3()	4()	5()	_____
h. The instructors would be well qualified to teach their subjects.	71-1()	2()	3()	4()	5()	_____
i. You would have modern, up-to-date training equipment.	72-1()	2()	3()	4()	5()	_____
j. Unit training assemblies would prepare you to be combat ready.	73-1()	2()	3()	4()	5()	_____
k. Classes would be cancelled or scheduled at the last minute without much planning.	74-1()	2()	3()	4()	5()	_____
l. You would be well informed by the Guard about General Guard information such as training schedules, changes, qualification tests, etc.	75-1()	2()	3()	4()	5()	_____
m. Summer training camp would prepare you to be combat ready.	76-1()	2()	3()	4()	5()	_____
n. Would take too much time away from your personal and social activities.	77-1()	2()	3()	4()	5()	_____

COL.80- (2)

45a. Which one of these factors we just discussed is most important to you personally? RECORD "1" ON APPROPRIATE LINE ABOVE.

b. Which factor is second most important to you? RECORD "2" ON APPROPRIATE LINE ABOVE

46. Now I'd like to talk with you about how you feel about the Guard now that you've been in for a while. How satisfied would you say you generally are with the Guard -- would you say you are:

- 9- 1() Very satisfied with the Guard,
 2() Somewhat satisfied,
 3() Neither satisfied nor dissatisfied
 4() Somewhat dissatisfied, or
 5() Very dissatisfied with the Guard?

47. Now I'm going to read you a list of statements. As I read each one, please tell me if you strongly agree with the statement, somewhat agree, neither agree nor disagree, somewhat disagree, or strongly disagree with the statement. READ LIST

	Agree		Neither	Disagree	
	Strongly	Somewhat		Somewhat	Strongly
a. The Guard is highly respected in my community.	10-	1()	2()	3()	4() 5()
b. I like the idea of belonging to a group such as volunteer firemen or civil defense which help people when they have trouble.	11-	1()	2()	3()	4() 5()
c. I am proud to be a member of the Guard.	12-	1()	2()	3()	4() 5()
d. In my spare time, I prefer doing things with others rather than being by myself.	13-	1()	2()	3()	4() 5()
e. I've always liked the idea of wearing a uniform.	14-	1()	2()	3()	4() 5()
f. I like to belong to organizations or groups which help me to find more interesting things to do than being on my own.	15-	1()	2()	3()	4() 5()
g. Our country is too militaristic.	16-	1()	2()	3()	4() 5()
h. Belonging to the Guard gives me a chance to get away from my everyday life for a while.	17-	1()	2()	3()	4() 5()
i. I would like to get out of the Guard right now.	18-	1()	2()	3()	4() 5()
j. I like to become involved in projects in my community.	19-	1()	2()	3()	4() 5()
k. The Guard is a place to meet good buddies and make lasting friendships.	20-	1()	2()	3()	4() 5()
l. The Guard offers an opportunity to become involved in projects in my community.	21-	1()	2()	3()	4() 5()

48. Now we have talked about many specific details about the Guard. All things considered, how likely would you say you would be to extend your enlistment in the Guard -- would you say that you would:

- 22- 1() Definitely extend your enlistment,
 2() Probably extend,
 3() Might extend,
 4() Probably not extend, or
 5() Definitely not extend your enlistment?

49. And now a few questions for classification purposes. Are you:

- 23- 1() Married, (#52 NEXT)
- 2() Single, or
- 3() Widowed, divorced, separated? (#51 NEXT)

50. IF SINGLE:

Do you live at home with your parents?

- 24- 1() Yes
- 2() No

51. IF NOT MARRIED:

Do you have a steady girlfriend?

- 25- 1() Yes
- 2() No

52. What was the last grade of school or college your father completed?

- 26- 1() Less than high school graduate
- 2() High school graduate
- 3() Vocational/training school after high school
- 4() Some college
- 5() College graduate or more
- 6() Don't know

27- 53. What is/was your father's occupation? _____

54. And last, just to be sure we are representing all groups in this survey, please tell me whether you would describe yourself as:

- 28- 1() American Indian
- 2() Black
- 3() Oriental
- 4() White
- 5() Other _____

WRITE IN

RESPONDENT _____	PHONE _____
ADDRESS _____	-29
CITY _____	STATE _____
INTERVIEWER _____	DATE _____
	-31
SAMPLE SEQUENT _____	-32
	-33
	-34

Associates for Research in Behavior, Inc.
3401 Market Street
Philadelphia, Pennsylvania 19104

April, 1977
Job #8147

1 - 4

REENLISTMENT STUDY - GROUP D SCREENER - ARMY RESERVE

5

Hello, I'm _____ from Associates for Research in Behavior, a research company in Philadelphia. May I please speak with (NAME ON CARD)? We are conducting a survey for the Federal Government about which you recently received a letter.

1. Are you currently a member of the Army Reserve?
1() Yes
2() No (END INTERVIEW)
2. IF YES:
Are you currently serving your first term of enlistment?
1() Yes
2() No (END INTERVIEW)
3. Are you now in paid drill status in the Reserve, that is, attending night or weekend drills and/or summer training camp?
1() Yes (#3b NEXT) 2() No
- 3a. IF NO:
Are you in the Individual Ready Reserve?
1() Yes (END INTERVIEW) 2() No (END INTERVIEW)
- 3b. Have you ever served in active duty in a regular component (Army, Navy, Marines, Air Force, Coast Guard)?
1() Yes 2() No (#4 NEXT)
- 3c. IF YES:
Which component?
1() Army 4() Air Force
2() Navy 5() Coast Guard
3() Marine Corps.
4. In what month and year did you join the Army Reserve?

Month	Year
6- 1() January	7() July
2() February	8() August
3() March	9() September
4() April	0() October
5() May	X() November
6() June	Y() December
- 7- 1() 1970 or earlier
2() 1971
3() 1972
4() 1973
5() 1974 or later.

IF BEFORE MAY 1971, END INTERVIEW.
IF AFTER MAY 1973 AND HAS ANSWERED "NO" TO #3b, END INTERVIEW.
IF AFTER MAY 1973 AND HAS ANSWERED "YES" TO #3b, ASK #4a NEXT.

Associates for Research in Behavior, Inc.
3401 Market Street
Philadelphia, Pennsylvania 19104

April, 1977
Job #8147

ENLISTMENT STUDY -- GROUP D QUESTIONNAIRE -- ARMY RESERVE

Any information you give us is held completely confidential by our firm. Participation in the survey is voluntary and there will be no consequences for failure to respond to any particular question.

1. Are you currently attending any type of school or college?
10- 1() Yes (#3 NEXT) 2() No

2. Are you planning to attend any type of school or college in the next year or so?
11- 1() Yes 2() No (#6 NEXT)

3. IF YES IN #1 OR #2:
What type of school are you attending/planning to attend?
12- 1() High school
 2() Vocational/training school after high school (#6 NEXT)
 3() Two-year college (#5 NEXT)
 4() Four-year college (#5 NEXT)

4. IF HIGH SCHOOL:
Do you plan to complete your high school education?
13- 1() Yes (#6 NEXT) 2() No (#6 NEXT)

5. IF COLLEGE IN #3:
What type of degree do you plan to get?
14- 1() Associate (A.A./A.S.) 3() Masters (M.A./M.S.)
 2() Bachelor (B.A./B.S.) 4() Doctorate (Ph.D.)
 5() Professional degree (doctor, dentist,
 lawyer, etc. - MD, DDO, LL.D., etc.)

6. Are you currently employed?
15- 1() Yes 2() No (#10 NEXT)

7. IF YES:
Is that full time or part time?
16- 1() Full 3() Both
 2() Part

- 17- 8. What is your (full time) occupation? _____

- 9a. Are you employed by:
18- 1() The federal government, 5() Someone else, or _____
 2() The state government, WRITE IN
 3() A local government, 6() Are you self employed?
 4() Private business or industry,

- b. How long have you been employed there?
19- 1() Less than 6 months 5() 3 - 4 years
 2() 6 months - 1 year 6() 4 - 5 years
 3() 1 - 2 years 7() 5 - 6 years
 4() 2 - 3 years 8() 6 years or more

- c. IF FEDERAL OR STATE GOVERNMENT IN Q. 9a:
Are you a civilian technician for a reserve unit?

10. When you go to annual summer training camp for the Reserve, do you get the time for it from your employer, as:

- 21- 1() Vacation, or (#12 NEAT)
- 2() Time off?

11. IF TIME OFF:
Do you get the time off with:

- 22- 1() Full pay,
- 2() The difference in pay between what you get from the Reserve and what your employer pays you, or
- 3() Without pay?

12. If you were not in the Reserve, what would you do with the time you are now devoting to Reserve activities?

- 23- 1() Working, take a part-time job, etc.
- 24- 2() Belong to club, organization, etc.
- 25- 3() Relax, rest, nothing
- 26- () Other

WRITE IN

13. There are a number of things which young men your age might consider in the next few years when your current term in the Reserve is up. For example, how likely would you be to extend your enlistment in the Reserve -- would you say that you would:

- 27- 1() Definitely extend enlistment,
- 2() Probably extend enlistment,
- 3() Might extend enlistment,
- 4() Probably not extend enlistment,
- 5() Definitely not extend enlistment?

#16 NEXT

14. For how long would you extend your enlistment if someone in your Reserve unit asked you to extend?

- 28- 1() One year
- 2() Two years
- 3() Three years
- 4() Four years
- 5() Five years
- 6() Six years
- 7() More than 6 years
- 8() Don't know

29- 15. In total, how many years do you expect to stay in the Reserve?
30- _____

16. How likely would you say you would be to extend your enlistment in the Reserve when your current term is up if (NAME EVENT) -- would you definitely extend your enlistment, probably extend, might extend, probably not extend, or definitely not extend your enlistment?

Extend			Not Extend	
Definitely	Probably	Might	Probably	Definitely

- a. There were a possibility of war? 31- 1() 2() 3() 4() 5()
- b. If there were an actual war? 32- 1() 2() 3() 4() 5()

33- 17. Please think carefully now about the idea of extending your enlistment. What is the
34- one most important thing that would cause you to extend your term of enlistment?
35- _____

18. Did a career counselor ever talk with you about extending your term of enlistment in the Reserve?

- 36- 1() Yes
- 2() No

19. Have you ever talked with anyone else about extending your enlistment in the Reserve?

- 37- 1() Yes
- 2() No (#22 NEXT)

20. IF YES:
With whom did you talk? READ LIST. CHECK ALL NAMED BY RESPONDENT

Q. #20	Q. #21			Q. #21	
	Encourage		Neither	Discourage	
	Strongly	Somewhat		Somewhat	Strongly
38- 1() Friend in Reserve	43- 1()	2()	3()	4()	5()
39- 2() Someone else in the Reserve	44- 1()	2()	3()	4()	5()
40- 3() Parents	45- 1()	2()	3()	4()	5()
41- 4() Wife or girlfriend	46- 1()	2()	3()	4()	5()
42- 5() Employer	47- 1()	2()	3()	4()	5()

21. FOR EACH PERSON TALKED WITH IN #20, ASK:
How strongly did (NAME PERSON) encourage or discourage you about extending your enlistment in the Reserve? Did (NAME PERSON) strongly encourage you, somewhat encourage you, neither encourage nor discourage you, somewhat discourage you, or strongly discourage you? RECORD ABOVE

22. How long does it take you to go one way to your regular training center?

- | | |
|--|--------------------------------|
| 48- 1() Less than 15 minutes | 6() 1½ hours, less than 1½ |
| 2() 15 - 29 minutes | 7() 1½ hours, less than 1 3/4 |
| 3() 30 - 44 minutes | 8() 1 3/4 hours, less than 2 |
| 4() 45 - 59 minutes | 9() 2 hours or more |
| 5() 1 hr., less than 1½ (60-84 mins.) | |

23. What is your current grade in the Reserve?

- | | |
|----------------|------------|
| 49- 1() E - 1 | 6() E - 6 |
| 2() E - 2 | 7() E - 7 |
| 3() E - 3 | 8() E - 8 |
| 4() E - 4 | 9() E - 9 |
| 5() E - 5 | |

50-
51-
52-
53-
54-

24. What is your AFSC? _____

25. Are you currently receiving aviation or hazardous duty pay?

- | | |
|--------------|---------|
| 55- 1() Yes | 2() No |
|--------------|---------|

26. How many years do you have to be in the Reserve before you can start collecting retirement benefits?

- | | |
|-------------------------|-------------------------|
| 56- 1() Under 20 years | 3() More than 20 years |
| 2() 20 years | 4() Don't know |

27. The Reserve offers a variety of benefits to its members. How many of the benefits offered by the Reserve would you say have been explained to you:

- | |
|--|
| 57- 1() All the benefits were explained to you, |
| 2() Most of the benefits were explained to you, |
| 3() Some of the benefits were explained, |
| 4() Only a few of the benefits were explained, or |
| 5() Almost no benefits were explained to you? |

28a. If you extend your enlistment, for how many years do you have to extend your term of enlistment?

- | | | |
|-----|------------|-----------------|
| 58- | 1() One | 5() Five |
| | 2() Two | 6() Six |
| | 3() Three | 7() Other |
| | 4() Four | 8() Don't know |

b. If you extend your enlistment in the Reserves, do you get a cash bonus?

- | | | | |
|-----|----------|---------|-----------------|
| 59- | 1() Yes | 2() No | 3() Don't know |
|-----|----------|---------|-----------------|

29. Over the course of a year, how much pay, if any, do you lose from your regular job as a result of attending Reserve drills and summer camp?

- | | | |
|-----|----------------------|--------------------|
| 60- | 0() None | 4() \$300 - \$399 |
| | 1() Less than \$100 | 5() \$400 - \$499 |
| | 2() \$100 - \$199 | 6() \$500 or more |
| | 3() \$200 - \$299 | |

30. How much do you think you have to spend each year for car expenses, laundry, etc. to attend the Reserve drills and summer camp?

- | | | |
|-----|--------------------|--------------------|
| 61- | 1() Under \$100 | 5() \$400 - \$499 |
| | 2() \$100 - \$199 | 6() \$500 - \$599 |
| | 3() \$200 - \$299 | 7() \$600 or more |
| | 4() \$300 - \$399 | |

31. You mentioned that you would (NAME ANSWER TO #13) extend your enlistment in the Reserve. These are some things the Reserve could do that might influence people's decisions to extend their enlistments or not. I would like your personal reactions to these ideas. First, if the Reserve offered (NAME ITEM), how likely would you be to extend your enlistment -- would you say you would be definitely likely to extend your enlistment, somewhat likely to extend your enlistment, you might extend your enlistment, probably not extend your enlistment, or definitely not extend your enlistment?

		Extend		Not Extend			
		Definitely	Probably	Might	Probably	Definitely	
a.	No financial educational assistance, which is currently the case.	52-	1()	2()	3()	4()	5()
b.	25% of your education or training after high school while you were in the Reserve.	63-	1()	2()	3()	4()	5()
c.	50% of your education or training after high school while you were in the Reserve.	64-	1()	2()	3()	4()	5()
d.	75% of your education or training after high school while you were in the Reserve.	65-	1()	2()	3()	4()	5()
e.	100% of your education or training after high school while you were in the Reserve.	66-	1()	2()	3()	4()	5()

32. Assuming that the Reserve were to pay for all your education or training after high school, how likely would you personally be to use the education or training assistance -- would you say you would:

- | | |
|-----|--|
| 67- | 1() Definitely use the education or training assistance, |
| | 2() Probably use the education or training assistance, |
| | 3() Might use the education or training assistance, |
| | 4() Probably not use the education or training assistance, or |
| | 5() Definitely not use the education or training assistance? |

33. Assuming that there is no education or training assistance beyond high school, if you got (NAME ITEM) bonus for extending your enlistment, how likely would you be to extend your enlistment -- definitely, probably, might, probably not, or definitely not?

	Extend			Not Extend	
	Definitely	Probably	Might	Probably	Definitely
a. No enlistment bonus, the current policy.	68-1()	2()	3()	4()	5()
b. \$2200 for a 6 year enlistment payable in a lump sum in 3 or 4 months.	69-1()	2()	3()	4()	5()
c. \$1100 for a 6 year enlistment payable in a lump sum in 3 or 4 months.	70-1()	2()	3()	4()	5()
d. \$500 for a 6 year enlistment payable in a lump sum in 3 or 4 months.	71-1()	2()	3()	4()	5()
e. \$250 for a 6 year enlistment payable in a lump sum in 3 or 4 months.	72-1()	2()	3()	4()	5()

34. Assuming there is no education or training assistance and no enlistment bonus, if the pay were (NAME ITEM), how likely would you be to extend your enlistment -- definitely, probably, might, probably not, or definitely not?

	Extend			Not Extend	
	Definitely	Probably	Might	Probably	Definitely
a. The same as it is now.	73- 1()	2()	3()	4()	5()
d. Increased 5%.	74- 1()	2()	3()	4()	5()
c. Increased 10%.	75- 1()	2()	3()	4()	5()
e. Increased 15%.	76- 1()	2()	3()	4()	5()
	TYPE 77-				
	COL 80- (1)				

35. Different people have different ideas about what they want out of life and how to get it. As I read each statement, please tell me if it describes something that is very important to you personally, somewhat important to you personally, neither important nor unimportant, somewhat unimportant, or very unimportant to you personally:

	Important			Unimportant	
	Very	Somewhat	Neither	Somewhat	Very
a. Work that is challenging.	5- 1()	2()	3()	4()	5()
b. Participating in activities that are exciting and adventurous.	6- 1()	2()	3()	4()	5()
c. Making good money.	7- 1()	2()	3()	4()	5()
d. Being able to make my own decisions on the job.	8- 1()	2()	3()	4()	5()
e. Obedience.	9- 1()	2()	3()	4()	5()
f. A warm, happy family life.	10- 1()	2()	3()	4()	5()
g. Being patient and working a long time to get what I want.	11- 1()	2()	3()	4()	5()
h. Developing my potential.	12- 1()	2()	3()	4()	5()
i. Job security -- a steady job.	13- 1()	2()	3()	4()	5()
j. Working for a better society.	14- 1()	2()	3()	4()	5()
k. Learning as much as I can.	15- 1()	2()	3()	4()	5()
l. Recognition and status.	16- 1()	2()	3()	4()	5()
m. A comfortable life without a lot of problems.	17- 1()	2()	3()	4()	5()
n. A country protected from attack.	18- 1()	2()	3()	4()	5()

36. Now thinking about those things which we just discussed that people may want to get out of life, please tell me as I read each one if you think you can get this more by serving in the Reserve or more by having another type of part-time job or using your spare time in some other way. IF RESEP/VE OR OTHER: Would you say you are much more likely to get this in the Reserve/other job/activity or somewhat more likely to get this in the Reserve/other job/activity?

	Reserve			Other Part-Time Job/Activity	
	Much	Somewhat	Neither	Somewhat	Much
a. Recognition and status.	19- 1()	2()	3()	4()	5()
b. Work that is challenging.	20- 1()	2()	3()	4()	5()
c. Participating in activities that are exciting and adventurous.	21- 1()	2()	3()	4()	5()
d. Making good money.	22- 1()	2()	3()	4()	5()
e. Being able to make my own decisions on the job.	23- 1()	2()	3()	4()	5()
f. A warm, happy family life.	24- 1()	2()	3()	4()	5()
g. Obedience.	25- 1()	2()	3()	4()	5()
h. Being patient and working a long time to get what I want.	26- 1()	2()	3()	4()	5()
i. Job security -- a steady job.	27- 1()	2()	3()	4()	5()
j. Working for a better society.	28- 1()	2()	3()	4()	5()
k. Developing my potential.	29- 1()	2()	3()	4()	5()
l. A comfortable life without a lot of problems.	30- 1()	2()	3()	4()	5()
m. A country protected from attack.	31- 1()	2()	3()	4()	5()
n. Learning as much as I can.	32- 1()	2()	3()	4()	5()

37. Men give various reasons for wanting to be in the Reserve. As I read each one, please tell me how important or unimportant the reason is to you personally -- is it very important, somewhat important, neither important nor unimportant, somewhat unimportant, or very unimportant to you personally:

	Important			Unimportant	
	Very	Somewhat	Neither	Somewhat	Very
a. Opportunity to earn extra income.	33- 1()	2()	3()	4()	5()
b. Opportunity to serve my country.	34- 1()	2()	3()	4()	5()
c. Opportunity to make good friends.	35- 1()	2()	3()	4()	5()
d. Chance to use my hobbies or interests.	36- 1()	2()	3()	4()	5()
e. Opportunity to serve my community.	37- 1()	2()	3()	4()	5()
f. Being a member of a team.	38- 1()	2()	3()	4()	5()
g. Develop my potential.	39- 1()	2()	3()	4()	5()
h. For good benefits.	40- 1()	2()	3()	4()	5()

38. Now I'd like to read you a list of statements describing things you can get out of a part-time job or using your spare time in some other way. As I read each one, please tell me if you think you would be more likely to be (NAME ITEM) if you extended your enlistment in the Reserve or by another part-time job or using your spare time in some other way. Would Reserve/other job/activity be much more likely or somewhat more likely to offer this?

	Reserve			Other Part-Time Job/Activity	
	Much	Somewhat	Neither	Somewhat	Much
a. Doing work that is challenging.	41- 1()	2()	3()	4()	5()
b. A member of a team.	42- 1()	2()	3()	4()	5()
c. Learning as much as I can.	43- 1()	2()	3()	4()	5()
d. Making good money.	44- 1()	2()	3()	4()	5()
e. Serving my country.	45- 1()	2()	3()	4()	5()
f. Making good friends.	46- 1()	2()	3()	4()	5()
g. Serving my community.	47- 1()	2()	3()	4()	5()
h. Having good benefits.	48- 1()	2()	3()	4()	5()
i. Developing my potential.	49- 1()	2()	3()	4()	5()
j. Having a chance to use my hobbies or interests.	50- 1()	2()	3()	4()	5()
k. Gaining recognition and status.	51- 1()	2()	3()	4()	5()
l. Working for a better society.	52- 1()	2()	3()	4()	5()

39. Please tell me if you would be more likely (NAME ITEM) if you extended your enlistment or by another part-time job or using your spare time in another way. Would the Reserve/other job/activity be much more likely or somewhat more likely to enable you to do this?

	Reserve			Other Part-Time Job/Activity	
	Much	Somewhat	Neither	Somewhat	Much
a. To achieve your life's goals.	53- 1()	2()	3()	4()	5()
b. To live a productive life.	54- 1()	2()	3()	4()	5()

40. If you were to extend your enlistment in the Reserve, how likely or unlikely do you think the following things would be to occur? As I read each statement, please tell me if it would be very likely to exist or occur, somewhat likely, neither likely nor unlikely, somewhat unlikely, or very unlikely to exist or occur? READ LIST

	Likely		Neither	Unlikely		Q.
	Very	Somewhat		Somewhat	Very	
a. A system of promotions that would be fair.	55-1()	2()	3()	4()	5()	_____
b. Would take too much time away from your family.	56-1()	2()	3()	4()	5()	_____
c. Good opportunity for promotions.	57-1()	2()	3()	4()	5()	_____
d. Having military supervisors who would hassle or harrass you.	58-1()	2()	3()	4()	5()	_____
e. Would attend drills that are a waste of time.	59-1()	2()	3()	4()	5()	_____ -6
f. Cause you problems with your job because of Reserve obligations.	60-1()	2()	3()	4()	5()	_____ -7
g. The drills would prepare you for mobilization for emergencies such as floods, etc.	61-1()	2()	3()	4()	5()	_____ -7
h. The instructors would be well qualified to teach their subjects.	62-1()	2()	3()	4()	5()	_____
i. You would have modern, up-to-date training equipment.	63-1()	2()	3()	4()	5()	_____
j. Drills would prepare you to be combat ready.	64-1()	2()	3()	4()	5()	_____
k. Classes would be cancelled or scheduled at the last minute without much planning.	65-1()	2()	3()	4()	5()	_____
l. You would be well informed by the Reserve about General Reserve information such as training schedules, changes, qualification tests, etc.	66-1()	2()	3()	4()	5()	_____
m. Summer training camp would prepare you to be combat ready.	67-1()	2()	3()	4()	5()	_____
n. Would take too much time away from your personal and social activities.	68-1()	2()	3()	4()	5()	_____

- 41a. Which one of these factors we just discussed is most important to you personally? RECORD "1" ON APPROPRIATE LINE ABOVE.
- b. Which factor is second most important to you? RECORD "2" ON APPROPRIATE LINE ABOVE
42. Now I'd like to talk with you about how you feel about the Reserve now that you've been in for a while. How satisfied would you say you generally are with the Reserve -- would you say you are:
- 73- 1() Very satisfied with the Reserve,
 2() Somewhat satisfied,
 3() Neither satisfied nor dissatisfied,
 4() Somewhat dissatisfied, or
 5() Very dissatisfied with the Reserve?

43. Now I'm going to read you a list of statements. As I read each one, please tell me if you strongly agree with the statement, somewhat agree, neither agree nor disagree, somewhat disagree, or strongly disagree with the statement READ LIST

	Agree		Neither	Disagree	
	Strongly	Somewhat		Somewhat	Strongly
a. The Reserve is highly respected in my community.	5- 1()	2()	3()	4()	5()
b. I like the idea of belonging to a group such as volunteer firemen or civil defense which help people when they have trouble.	6- 1()	2()	3()	4()	5()
c. I am proud to be a member of the Reserve.	7- 1()	2()	3()	4()	5()
d. In my spare time, I prefer doing things with others rather than being by myself.	8- 1()	2()	3()	4()	5()
e. I've always liked the idea of wearing a uniform.	9- 1()	2()	3()	4()	5()
f. I like to belong to organizations or groups which help me to find more interesting things to do than being on my own.	10- 1()	2()	3()	4()	5()
g. Our country is too militaristic.	11- 1()	2()	3()	4()	5()
h. Belonging to the Reserve gives me a chance to get away from my everyday life for a while.	12- 1()	2()	3()	4()	5()
i. I would like to get out of the Reserve right now.	13- 1()	2()	3()	4()	5()
j. I like to become involved in projects in my community.	14- 1()	2()	3()	4()	5()
k. The Reserve is a place to meet good buddies and make lasting friendships	15- 1()	2()	3()	4()	5()
l. The Reserve offers an opportunity to become involved in projects in my community.	16- 1()	2()	3()	4()	5()

44. Now we have talked about many specific details about the Reserve. All things considered, how likely would you say you would be to extend your enlistment in the Reserve -- would you say that you would:

- 17- 1() Definitely extend your enlistment,
 2() Probably extend,
 3() Might extend,
 4() Probably not extend, or
 5() Definitely not extend your enlistment?

45. And now a few questions for classification purposes. Are you:
18- 1() Married, (#48 NEXT)
2() Single, or
3() Widowed, divorced, separated? (#47 NEXT)
46. IF SINGLE:
Do you live at home with your parents?
19- 1() Yes 2() No
47. IF NOT MARRIED:
Do you have a steady girlfriend?
20- 1() Yes 2() No
48. What was the last grade of school or college your father completed?
21- 1() Less than high school graduate
2() High school graduate
3() Vocational/training school after high school
4() Some college
5() College graduate or more
6() Don't know
- 22- 49. What is/was your father's occupation? _____
50. And last, just to be sure we are representing all groups in this survey, please tell me whether you would describe yourself as:
- 23- 1() American Indian
2() Black
3() Oriental
4() White
5() Other _____

WRITE IN

RESPONDENT _____	PHONE _____	
ADDRESS _____		-24
CITY _____	STATE _____	ZIP _____
INTERVIEWER _____		DATE _____
		-25
		-26
SAMPLE SECT _____		-27
		-28
		-29

SECTION C
TABLE TO QUESTIONNAIRE
CONVERSION KEY

Table #	Table Title	Question for Version:			
		A Non-Prior Service	B Veterans	C Army National Guard	D Other Reserve Components
1	Number of years in military	--	S-4	--	--
2	Date of entering military	--	S-5	--	--
3	Date of entering Guard/Reserve	--	--	S-4	S-4
4	Years released from military	--	S-6	--	--
5	Branch of military served in	--	S-7	--	--
6	Start of active duty for those who served in a regular component	--	--	S-4a	S-4a
7	Mode of entering service -- enlisting vs. being drafted	--	38	--	--
8	Grade at time Veterans left service	--	38	--	--
9	Veterans' satisfaction with time in service	--	33	--	--
10	Veterans' AFSC in Air Force	--	34	--	--
10A	Veterans' MOS in Army	--	34	--	--
10B	Veterans' MOS in Marines	--	34	--	--
10C	Veterans' Specialty Rating in Navy	--	34	--	--
11	Veterans' attainment of desired MOS/AFSC/Specialty Rating	--	35	--	--
12	Veterans' satisfaction with MOS/AFSC/Specialty Rating	--	36	--	--
13	Age of Non-Prior Service respondents	S-1d	--	--	--
13A	Age of Veterans	--	S-8	--	--
13B	Age of Guard/Reserve members	--	--	S-5	S-5
14	Education of respondent	S-1f	S-9	S-6	S-6
15	Incidence of currently attending school	1	1	1	1
16	Plans to attend school by those not currently attending	2	2	2	2
17	Type of school currently attending	3	3	3	3
18	Type of school planning to attend	3	3	3	3
19	Plans to complete high school by current high school students	4	4	4	4
20	Plans to complete high school by those planning to attend high school	4	4	4	4
21	Type of degree sought by current college students	5	5	5	5
22	Type of degree sought by those planning to attend college	5	5	5	5

Table #	Table Title	Question for Version:			
		<u>A</u> Non-Prior Service	<u>B</u> Veterans	<u>C</u> Army National Guard	<u>D</u> Other Reserve Components
23	Employment status	6 & 7	6 & 7	6 & 7	6 & 7
24	Occupation of employed respondents	8	8	8	8
25	Type of employer	9a	9a	9a	9a
26	Length of employment at current job	9b	9b	9b	9b
27	Employer's pay/vacation policy about time off for summer training camp	--	--	10 & 11	10 & 11
28	Incidence of employment as civilian technician for Guard or Reserve for those employed by Federal or State government	--	--	9c	9c
29	Plans for time if not in Guard or Reserve	--	--	12	12
30	Marital status	46	48	49	45
31	Residential status of single men	47	49	50	46
32	Dating status of non-married men	48	50	51	47
33	Race	52	53	54	50
Calculated input questions were:					
34	Socio-economic status of respondent	S-1d & 8	S-8 & 8	S-5 & 8	S-5 & 8
35	State of residence	Respondent info at end of questionnaire			
36	Number of men in household between 17½ and 26 years of age	S-1b	--	--	--
37	Father's military experience	50	--	--	--
38	Father's occupation	51	52	53	49
39	Education of father	49	51	52	48
Calculated input questions were:					
40	Socio-economic status of father	49 & 51	51 & 52	52 & 53	48 & 49
41	Likelihood of extending enlistment in Guard or Reserve	--	--	13	13
42	Length of extension of men who definitely, probably or might extend	--	--	14	14
43	Total number of years expected to spend in Guard or Reserve of men who definitely, probably or might extend	--	--	15	15
44	Likelihood of enlisting in Army National Guard	10a	10a	--	--
45	Likelihood of enlisting in Air National Guard	10b	10b	--	--
46	Likelihood of enlisting in Army Reserve	10c	10c	--	--

Table #	Table Title	Question for Version:			
		<u>A</u> Non-Prior Service	<u>B</u> Veterans	<u>C</u> Army National Guard	<u>D</u> Other Reserve Components
47	Likelihood of enlisting in Air Force Reserve	10d	10d	--	--
48	Likelihood of enlisting in Coast Guard Reserve	10e	10e	--	--
49	Likelihood of enlisting in Marine Corps Reserve	10f	10f	--	--
50	Likelihood of enlisting in Navy Reserve	10g	10g	--	--
51	Likelihood of enlisting/extending enlistment in Guard/Reserve if no financial educational assistance were offered	32a	28a	35a	31a
52	Likelihood of enlisting/extending enlistment in Guard/Reserve if 25% of the cost of education were offered	32b	28b	35b	31b
53	Likelihood of enlisting/extending enlistment in Guard/Reserve if 50% of the cost of education were offered	32c	28c	35c	31c
54	Likelihood of enlisting/extending enlistment in Guard/Reserve if 75% of the cost of education were offered	32d	28d	35d	31d
55	Likelihood of enlisting/extending enlistment in Guard/Reserve if 100% of the cost of education were offered	32e	28e	35e	31e
56	Likelihood of using educational assistance if 100% of the cost of education were offered (of those who say they definitely, probably or might enlist)	33	29	36	32
57	Likelihood of enlisting/extending enlistment in Guard/Reserve if there were no enlistment/extension bonus offered	34a	30a	37a	33a
58	Likelihood of enlisting/extending enlistment in Guard/Reserve if a \$250 bonus were offered for a six-year enlistment/extension	34e	30e	37e	33e
59	Likelihood of enlisting/extending enlistment in Guard/Reserve if a \$500 bonus were offered for a six-year enlistment/extension	34d	30d	37d	33d

Table #	Table Title	Question for Version:			
		<u>A</u> Non-Prior Service	<u>B</u> Veterans	<u>C</u> Army National Guard	<u>D</u> Other Reserve Components
60	Likelihood of enlisting/extending enlistment in Guard/Reserve if a \$1100 bonus were offered for a six-year enlistment/extension	34c	30c	37c	33c
61	Likelihood of enlisting/extending enlistment in Guard/Reserve if a \$2200 bonus were offered for a six-year enlistment/extension	34b	30b	37b	33b
62	Likelihood of enlisting in Guard/Reserve if a minimum term of enlistment were six years	35a	31a	--	--
63	Likelihood of enlisting in Guard/Reserve if a minimum term of enlistment were four years	35b	31b	--	--
64	Likelihood of enlisting in Guard/Reserve if a minimum term of enlistment were two years	35c	31c	--	--
65	Likelihood of enlisting in Guard/Reserve if a minimum term of enlistment were one year	35d	31d	--	--
66	Likelihood of enlisting/extending enlistment if the pay were the same as it is now	36a	32a	38a	34a
67	Likelihood of enlisting/extending enlistment if the pay were increased 10%	36b	32b	38b	34b
68	Likelihood of enlisting/extending enlistment if the pay were increased 20%	36c	32c	38c	34c
69	Likelihood of enlisting/extending enlistment if the pay were increased 50%	36d	32d	38d	34d
70	Intention to enlist/extend: terminal question	45	47	48	44
71	Most important reason for enlisting/extending enlistment in considering whether to enlist/extend enlistment	12	12	17	17
72	Most important reason for enlisting/extending enlistment in considering whether to enlist/extend enlistment	12	12	17	17
73	Likelihood of enlisting in Guard or Reserve if the draft were reinstated	11a	--	--	--

Table #	Table Title	Question for Version:			
		<u>A</u> Non-Prior Service	<u>B</u> Veterans	<u>C</u> Army National Guard	<u>D</u> Other Reserve Components
74	Likelihood of enlisting/extending enlistment in the Guard or Reserve if there were a possibility of war	11b	11a	16a	16a
75	Likelihood of enlisting/extending enlistment in the Guard or Reserve if there were an actual war	11c	11b	16b	16b
76	Incidence of talking with recruiter/career counselor about enlisting/extending enlistment	13	13	18	18
77	Incidence of talking with someone other than counselor/recruiter about enlisting/extending enlistment	14	14	19	19
78	Person other than counselor/recruiter talked with about enlisting/extending enlistment	15	15	20	20
79	Degree of encouragement about enlisting/extending enlistment given by friend in Guard/Reserve	16	16	21	21
80	Degree of encouragement about enlisting/extending enlistment given by someone else in Guard/Reserve	16	16	21	21
81	Degree of encouragement about enlisting/extending enlistment given by parents	16	16	21	21
82	Degree of encouragement about enlisting/extending enlistment given by wife/girlfriend	16	16	21	21
83	Degree of encouragement about enlisting/extending enlistment given by employer	16	16	21	21
84	Use of preaddressed coupon for information about Guard/Reserve	17	17	--	--
85	Incidence of applying to join Guard/Reserve if expressed interest by talking to recruiter, someone else or sending coupon	18	18	--	--
86	Taking of physical or written tests for Guard/Reserve by those who applied to join Guard/Reserve	19	--	--	--

Table #	Table Title	Question for Version:			
		<u>A</u> Non-Prior Service	<u>B</u> Veterans	<u>C</u> Army National Guard	<u>D</u> Other Reserve Components
87	Results of physical for Guard/Reserve among applicants who took tests	20	--	--	--
88	Results of written tests for Guard/Reserve after taking tests	21	--	--	--
89	Reasons for not joining Guard/ Reserve after taking tests	21	--	--	--
90	Estimated length of enlistment for Guard/Reserve	22	19	--	--
91	Belief that period of active duty is required	23	--	--	--
92	Estimated length of active duty requirement for those who believe that a period of active duty is required	24	--	--	--
93	Estimated number of weekends of training required per year	25	20	--	--
94	Perception of requirement for annual summer camp	26	21	--	--
95	Estimated length of summer camp for those who said summer camp was required	27	22	--	--
96	Current grade in Guard/Reserve	--	--	23	--
97	MOS in Army Guard	--	--	24	--
97A	AFSC in Air National Guard	--	--	--	24
97B	MOS in Army Reserve	--	--	--	24
97C	Specialty Rating in Navy Reserve	--	--	--	24
97D	MOS in Marine Reserve	--	--	--	24
97E	AFSC in Air Force Reserve	--	--	--	24
98	Current receipt of aviation or hazardous duty pay	--	--	25	25
99	Belief about availability of financial assistance for education from Guard	28a	23a	26b	--
100	Belief about availability of financial assistance for education from Reserve	28b	23b	--	--
101	Use of financial education assistance from Guard by those believing it available	--	--	27	--
102	Percent or amount of educational expenses believed to be paid by Guard for those believing it to be available	--	--	29	--

Table #	Table Title	Question for Version:			
		A Non-Prior Service	B Veterans	C Army National Guard	D Other Reserve Components
103	Number of years of service believed to be needed for retirement benefits	--	--	30	26
104	Estimate of completeness of explanation of Guard/Reserve benefits	--	--	31	27
105	Length of extension of enlistment believed to be required	--	--	32a	28a
106	Belief about bonus being offered for enlisting/extending enlistment in Guard (asked only of Non-Prior Service, Veterans, and Army Guard respondents)	28d	24b	32b	--
107	Belief about cash bonus being offered for enlisting/extending enlistment in Reserve (not asked of Army Guard respondents)	28e	24c	--	28b
108	Believed starting pay for Guard/Reserve	28c	24a	--	--
109	Estimated pay lost annually from regular job as result of attending drills and summer camp for Guard/Reserve	29	25	33	29
110	Estimated annual expenses incurred by attending Guard/Reserve drills and summer camp	--	--	34	30
111	Aware of presence or absence of training center in area	30	26	--	--
112	Travel time to training center for Non-Prior Service and Veterans aware of training center in their area and all Guard/Reserve members	31	27	22	22
113	Types of schools for which financial assistance believed to be offered by Army National Guard	--	--	28	--
114	Importance of work that is challenging	37a	39a	39a	35a

AD-A149 167

A STUDY OF ISSUES RELATED TO ACCESSION AND RETENTION OF
ENLISTED PERSONNEL (U) THOMPSON (J WALTER) CO
WASHINGTON DC NOV 77 DMDC/MRB-TR-77/2-VOL-3

4/4

UNCLASSIFIED

H00027-73-A-0013

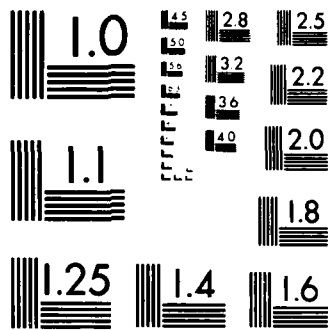
F/G 5/9

NL

END

FIN. REG.

DTIC



MICROCOPY RESOLUTION TEST CHART
NATIONAL BUREAU OF STANDARDS-1963-A

Table #	Table Title	Question for Version:			
		<u>A</u> Non-Prior Service	<u>B</u> Veterans	<u>C</u> Army National Guard	<u>D</u> Other Reserve Components
115	Importance of participating in activities that are exciting and adventurous	37b	39b	39b	35b
116	Importance of making good money	37c	39c	39c	35c
117	Importance of being able to make my own decision on the job	37d	39d	39d	35d
118	Importance of obedience	37e	39e	39e	35e
119	Importance of a warm, happy family life	37f	39f	39f	35f
120	Importance of being patient and working a long time to get what I want	37g	39g	39g	35g
121	Importance of developing my potential	37h	39h	39h	35h
122	Importance of job security -- a steady job	37i	39i	39i	35i
123	Importance of working for a better society	37j	39j	39j	35j
124	Importance of learning as much as I can	37k	39k	39k	35k
125	Importance of recognition and status	37l	39l	39l	35l
126	Importance of a comfortable life without a lot of problems	37m	39m	39m	35m
127	Importance of a country protected from attack	37n	39n	39n	35n
128	Likelihood of achieving recognition and status in Guard/Reserve vs. other part-time job/activity	38a	40a	40a	36a
129	Likelihood of achieving work that is challenging in Guard/Reserve vs. other part-time job/activity	38b	40b	40b	36b
130	Likelihood of participating in activities that are exciting and adventurous in Guard/Reserve vs. other part-time job/activity	38c	40c	40c	36c
131	Likelihood of making good money in Guard/Reserve vs. other part-time job/activity	38d	40d	40d	36d
132	Likelihood of being able to make my own decision on the job in Guard/Reserve vs. other part-time job/activity	38e	40e	40e	36e

Table #	Table Title	Question for Version:			
		<u>A</u> Non-Prior Service	<u>B</u> Veterans	<u>C</u> Army National Guard	<u>D</u> Other Reserve Components
133	Likelihood of achieving a warm, happy family life in Guard/Reserve vs. other part-time job/activity	38f	40f	40f	36f
134	Likelihood of obedience in Guard/Reserve vs. other part-time job/activity	38g	40g	40g	36g
135	Likelihood of being patient and working a long time to get what I want in Guard/Reserve vs. other part-time job/activity	38h	40h	40h	36h
136	Likelihood of achieving job security -- a steady job in Guard/Reserve vs. other part-time job/activity	38i	40i	40i	36i
137	Likelihood of working for a better society in Guard/Reserve vs. other part-time job/activity	38j	40j	40j	36j
138	Likelihood of developing my potential in Guard/Reserve vs. other part-time job/activity	38k	40k	40k	36k
139	Likelihood of achieving a comfortable life without a lot of problems in Guard/Reserve vs. other part-time job/activity	38l	40l	40l	36l
140	Likelihood of achieving a country protected from attack in Guard/Reserve vs. other part-time job/activity	38m	40m	40m	36m
141	Likelihood of learning as much as I can in Guard/Reserve vs. other part-time job/activity	38n	40n	40n	36n
142	Importance of training to prepare for a civilian job as reason for waiting to be in Guard/Reserve	39a	41a	--	--
143	Importance of opportunity to earn extra income as reason for being in Guard/Reserve	39b	41b	41a	37a
144	Importance of opportunity to serve country as reason for in Guard/Reserve	39c	41c	41b	37b
145	Importance of opportunity to make good friends as reason for being in Guard/Reserve	39d	41d	41c	37c

Table #	Table Title	Question for Version:			
		<u>A</u> Non-Prior Service	<u>B</u> Veterans	<u>C</u> Army National Guard	<u>D</u> Other Reserve Components
146	Importance of opportunity to use hobbies or interests as reason for being in Guard/Reserve	39e	41e	41d	37d
147	Importance of opportunity to serve community as reason for being in Guard/Reserve	39f	41f	41e	37e
148	Importance of being a member of a team as reason for being in Guard/Reserve	39g	41g	41f	37f
149	Importance of developing my potential as reason for being in Guard/Reserve	39h	41h	41g	37g
150	Importance of good benefits as reason for being in Guard/Reserve	39i	41i	41h	37h
151	Importance of chance to maintain grade as reason for being in Guard/Reserve	--	41j	--	--
152	Importance of chance to maintain MOS as reason for being in Guard/Reserve	--	41k	--	--
153	Achievability of doing work that is challenging in the Guard/Reserve vs. other part-time job activity	40a	42a	42a	38a
154	Achievability of being a member of a team in the Guard/Reserve vs. other part-time job/activity	40b	42b	42b	38b
155	Achievability of learning as much as I can in the Guard/Reserve vs. other part-time job/activity	40c	42c	42c	38c
156	Achievability of making good money in the Guard/Reserve vs. other part-time job/activity	40d	42d	42d	38d
157	Achievability of serving country in the Guard/Reserve vs. other part-time job/activity	40e	42e	42e	38e
158	Achievability of making good friends in the Guard/Reserve vs. other part-time job/activity	40f	42f	42f	38f
159	Achievability of serving community in the Guard/Reserve vs. other part-time job/activity	40g	42g	42g	38g

Table #	Table Title	Question for Version:			
		<u>A</u> Non-Prior Service	<u>B</u> Veterans	<u>C</u> Army National Guard	<u>D</u> Other Reserve Components
160	Achievability of good benefits in the Guard/Reserve vs. other part-time job/activity	40h	42h	42h	38h
161	Achievability of developing my potential in the Guard/Reserve vs. other part-time job/activity	40i	42i	42i	38i
162	Achievability of having a chance to use hobbies or interests in the Guard/Reserve vs. other part-time job/activity	40j	42j	42j	38j
163	Achievability of gaining recognition and status in the Guard/Reserve vs. other part-time job/activity	40k	42k	42k	38k
164	Achievability of working for a better society in the Guard/Reserve vs. other part-time job/activity	40l	42l	42l	38l
165	Likelihood of achieving life goals in the Guard/Reserve vs. other part-time job/activity	41a	43a	43a	39a
166	Likelihood of living a productive life in the Guard/Reserve vs. other part-time job/activity	41b	43b	43b	39b
167	Likelihood of a system of promotions that would be fair in the Guard/Reserve	42a	44a	44a	40a
168	Likelihood that being in the Guard/Reserve would take too much time away from family	42b	44b	44b	40b
169	Likelihood of being called to active duty in case of war or emergency occurring in the Guard/Reserve	42c	44c	--	--
170	Likelihood of good opportunities for promotions occurring in the Guard/Reserve	42d	44d	44c	40c
171	Likelihood of having military supervisors hassle or harass you in the Guard/Reserve	42e	44e	44d	40d
172	Likelihood of having hair cut short in the Guard/Reserve	42f	44f	--	--
173	Likelihood of attending drills that are a waste of time in the Guard/Reserve	42g	44g	44e	40e

Table #	Table Title	Question for Version:			
		<u>A</u> Non-Prior Service	<u>B</u> Veterans	<u>C</u> Army National Guard	<u>D</u> Other Reserve Components
174	Likelihood of having problems with job because of National Guard or Reserve obligations	42h	44h	44f	40f
175	Likelihood that drills in the Guard/Reserve would prepare for mobilization for emergencies such as floods, etc.	--	--	44g	40g
176	Likelihood of instructors being well qualified to teach their subjects occurring in the Guard/Reserve	--	--	44h	40h
177	Likelihood of having modern, up-to-date training equipment in the Guard/Reserve	--	--	44i	40i
178	Likelihood that drills in the Guard/Reserve would prepare you to be combat ready	--	--	44j	40j
179	Likelihood that classes would be cancelled or scheduled at the last minute without much planning in the Guard/Reserve	--	--	44k	40k
180	Likelihood of being well informed by the Guard/Reserve about general Guard/Reserve information	--	--	44l	40l
181	Likelihood that summer training camp in the Guard/Reserve would prepare you to be combat ready	--	--	44m	40m
182	Likelihood that being in the Guard/Reserve would take too much time away from personal and social activities	42i	44i	44n	40n
183	Most important event selected as occurring if respondent enlisted/extended enlistment in the Guard or Reserve	43a	45a	45a	41a
184	Second most important event selected as occurring if respondent enlisted/extended enlistment in the Guard or Reserve	43b	45b	45b	41b
185	Satisfaction with Guard/Reserves	--	--	46	42
186	Agreement with "The Reserves are highly respected in my community"	44a	46a	--	43a

Table #	Table Title	Question for Version:			
		<u>A</u> Non-Prior Service	<u>B</u> Veterans	<u>C</u> Army National Guard	<u>D</u> Other Reserve Components
187	Agreement with "I like the idea of belonging to a group such as volunteer firemen or civil defense which helps people when they have trouble"	44b	46b	47b	43b
188	Agreement with "I am/would be proud to be a member of the Guard/Reserve"	44c	46c	47c	43c
189	Agreement with "In my spare time, I prefer doing things with others rather than being by myself"	44d	46d	47d	43d
190	Agreement with "I've always liked the idea of wearing a uniform"	44e	46e	47e	43e
191	Agreement with "I like to belong to organizations or groups which help me find more interesting things to do than being on my own"	44f	46f	47f	43f
192	Agreement with "The National Guard is highly respected in my community"	44g	46g	47a	--
193	Agreement with "Our country is too militaristic"	44h	46h	47g	43g
194	Agreement with "Belonging to the Guard/Reserve would give/gives me a chance to get away from my everyday life for a while"	44i	46i	47h	43h
195	Agreement with "I would like to get out of the Guard/Reserve right now"	--	--	47i	43i
196	Agreement with "I like to become involved in projects in my community"	44j	46j	47j	43j
197	Agreement with "The Guard/Reserve is a place to meet good buddies and make lasting friendships"	44k	46k	47k	43k
198	Agreement with "The Guard/Reserve offers an opportunity to become involved in projects in my community"	44l	46l	47l	43l

END

FILMED

2-85

DTIC