

AD-A143 228

THE TRANSFORMATION OF LIQUID TO AMORPHOUS SOLID: THE
TIME TO VITRIFY FOR. (U) PRINCETON UNIV NJ DEPT OF
CHEMICAL ENGINEERING M T ARONHIME ET AL. JUN 84 TR-1
N00014-84-K-0021

1/1


UNCLASSIFIED

F/G 7/4

NL



		END
		FILED



MICROCOPY RESOLUTION TEST CHART
NATIONAL BUREAU OF STANDARDS-1963-A

12

OFFICE OF NAVAL RESEARCH

Contract N00014-84-K-0021

TECHNICAL REPORT NO. 1

THE TRANSFORMATION OF LIQUID TO AMORPHOUS SOLID:

THE TIME TO VITRIFY FOR STYRENE POLYMERIZATION

by

Marc T. Aronhime and John K. Gillham

for publication in

Journal of Applied Polymer Science

PRINCETON UNIVERSITY
Polymer Materials Program
Department of Chemical Engineering
Princeton, New Jersey 08544

June 1984

Reproduction in whole or in part is permitted for
any purpose of the United States Government

This document has been approved for public release and sale;
its distribution is unlimited

Principal Investigator
John K. Gillham
(609) 452-4694

DTIC
ELECTE

JUL 19 1984

S
A
B

84 07 13 003

AD-A143 228

DTIC FILE COPY

REPORT DOCUMENTATION PAGE		READ INSTRUCTIONS BEFORE COMPLETING FORM
1. REPORT NUMBER Technical Report #1	2. GOVT ACCESSION NO. AD-A243 228	3. RECIPIENT'S CATALOG NUMBER
4. TITLE (and Subtitle) The Transformation of Liquid to Amorphous Solid: The Time to Vitrify for Styrene Polymerization		5. TYPE OF REPORT & PERIOD COVERED April 1984 - June 1984
7. AUTHOR(s) Marc T. Aronhime and John K. Gillham		6. PERFORMING ORG. REPORT NUMBER
9. PERFORMING ORGANIZATION NAME AND ADDRESS Polymer Materials Program Department of Chemical Engineering Princeton University, Princeton, NJ 08544		8. CONTRACT OR GRANT NUMBER(s) N00014-84-K-0021
11. CONTROLLING OFFICE NAME AND ADDRESS Office of Naval Research 800 North Quincy St. Arlington, VA 22217		10. PROGRAM ELEMENT, PROJECT, TASK AREA & WORK UNIT NUMBERS
14. MONITORING AGENCY NAME & ADDRESS (if different from Controlling Office)		12. REPORT DATE June 1984
		13. NUMBER OF PAGES 8
		15. SECURITY CLASS. (of this report)
		15a. DECLASSIFICATION/DOWNGRADING SCHEDULE
16. DISTRIBUTION STATEMENT (of this Report) Approved for Public Release; Distribution Unlimited.		
17. DISTRIBUTION STATEMENT (of the abstract entered in Block 20, if different from Report)		
18. SUPPLEMENTARY NOTES		
19. KEY WORDS (Continue on reverse side if necessary and identify by block number) Time-Temperature-Transformation Cure Diagrams Vitrification Kinetics Polymerization Conversion Styrene Glass Transition Polystyrene		
20. ABSTRACT (Continue on reverse side if necessary and identify by block number) A model is presented for the calculation of the time to vitrify versus temperature for isothermal polymerization by the chain growth mechanism. The model is based on the glass transition temperature (T_g) rising from its initial value to the reaction temperature. The relationships between T_g and the volume fraction of polymer and monomer, the volume fraction of polymer and the extent of reaction, and the extent of reaction and time, are also required. In a plot of temperature versus time the vitrification curve is S-shaped; the time		

passes through a maximum just above the glass transition temperature of the unreacted monomer and passes through a minimum just below the maximum glass transition temperature. The model applies to linear polymerization in which monomer and high molecular weight polymer are the dominant species, i.e., to chain reactions. In this communication the model is applied to the bulk polymerization of styrene by the free radical mechanism.



Accession For	<input checked="checked" type="checkbox"/>
ADDITIONAL	<input type="checkbox"/>
INDEXED	<input type="checkbox"/>
ABSTRACTED	<input type="checkbox"/>
APPROPRIATE AGENCY/	
AVOID DUPLICATION CODES	
Dist	Special
A-1	

THE TRANSFORMATION OF LIQUID TO AMORPHOUS SOLID:
THE TIME TO VITRIFY FOR STYRENE POLYMERIZATION

M. T. Aronhime and J. K. Gillham
Polymer Materials Program
Department of Chemical Engineering
Princeton University
Princeton, New Jersey 08544

SYNOPSIS

A model is presented for the calculation of the time to vitrify versus temperature for isothermal polymerization by the chain growth mechanism. The model is based on the glass transition temperature (T_g) rising from its initial value to the reaction temperature. The relationships between T_g and the volume fraction of polymer and monomer, the volume fraction of polymer and the extent of reaction, and the extent of reaction and time, are also required. In a plot of temperature versus time the vitrification curve is S-shaped; the time passes through a maximum just above the glass transition temperature of the unreacted monomer and passes through a minimum just below the maximum glass transition temperature. The model applies to linear polymerization in which monomer and high molecular weight polymer are the dominant species, i.e., to chain reactions. In this communication the model is applied to the bulk polymerization of styrene by the free radical mechanism.

INTRODUCTION

The transformation by chemical reaction of low molecular weight liquid into high molecular weight amorphous solid polymer is a fundamental process in the

coatings, adhesives and thermoset industries. As the chemical reaction proceeds, the molecular weight and glass transition temperature (T_g) increase and, if the reaction is carried out below the maximum glass transition temperature (T_{gp}), the T_g will eventually reach the reaction temperature. Vitrification is defined to occur when the glass transition temperature becomes equal to the temperature of reaction. A search of the literature for experimental data reveals that the determination of the time to vitrification has scarcely been studied. The purpose of this report is to extend a model which has been developed for thermosetting systems (1,2,3) to calculate the time to vitrify for linear isothermal polymerizations. Vitrification is important not only because the material turns to a solid, but because the chemical reaction is quenched and so limiting conversions are reached when reacting below T_{gp} . The limiting conversions obtained at vitrification are also computed. (In practice T_g is generally greater than the cure temperature only because of an inconsistency in the definition of T_g with respect to the quenching of chemical reactions.)

Previous results have shown that in the context of a time-temperature-transformation (TTT) cure diagram for thermosetting materials undergoing step-growth polymerization, the reaction temperature versus time to vitrification is an S-shaped curve (1,2). The present work will test the generality of the S-shaped vitrification curve of the TTT diagram by examining a linear system, in particular, the free radical polymerization of styrene. The linear case for step-growth polymerization and the non-linear case for chain-growth polymerization are under investigation.

MODEL

In order to calculate the time to vitrify at a given temperature for linear chain-growth polymerization, several relationships are needed in addition to the criterion that the glass transition temperature equals the temperature of reaction. These relationships are:

- i) T_g versus volume fraction of polymer;
- ii) volume fraction of polymer versus extent of reaction; and
- iii) extent of reaction versus time.

This model differs from previous work (2,3) in that the relationship between T_g and extent of reaction at T_g will be derived from more fundamental concepts, rather than assuming an empirical relationship between T_g and extent of reaction. The conversion at vitrification can be calculated directly from free volume concepts for binary mixtures since in chain polymerization monomer and high molecular weight polymer are the dominant species. Contributions by other species (e.g., initiator) are neglected in this communication.

From free volume theory (4,5,6), the glass transition temperature,

$$T_g = \frac{\alpha_p \phi_p T_{gp} + \alpha_m (1-\phi_p) T_{gm}}{\alpha_p \phi_p + \alpha_m (1-\phi_p)} \quad (1)$$

where α = difference between the volume coefficients of expansion of liquid and glass, ϕ = volume fraction, and the subscripts p and m refer to polymer and monomer, respectively. Rearranging Eq. 1, the volume fraction of polymer,

$$\phi_p = \frac{\alpha_m (T_{gm} - T_g)}{\alpha_p (T_g - T_{gp}) + \alpha_m (T_{gm} - T_g)} \quad (2)$$

By considering a simple mass balance of monomer and polymer, ϕ_p can be written in terms of the extent of reaction p :

$$\phi_p = \frac{P/\rho_p}{[(1-p)/\rho_m] + P/\rho_p} \quad (3)$$

where ρ = density. This relationship assumes volume additivity for mixtures of monomer and polymer. Thus, the free volume model allows for the determination of the extent of reaction at vitrification for any temperature between T_{gm} and T_{gp} . since

$$p = \frac{1}{(\rho_m/\rho_p)[(1/\phi_p) - 1] + 1} \quad (4)$$

Using values of $\rho_m = 0.90$ gm/ml, $\rho_p = 1.05$ gm/ml, $\alpha_m = 11.7 \times 10^{-4}/^{\circ}\text{C}$ (7), $\alpha_p = 5.5 \times 10^{-4}/^{\circ}\text{C}$ (7), $T_{gp} = 100^{\circ}\text{C}$, and $T_{gm} = -100^{\circ}\text{C}$ (assumed), a plot of the predicted values of p at T_g from Eq. 4 and Eq. 2 is shown in Fig. 1. For simplicity ρ_m and ρ_p were taken to be independent of temperature.

A reaction mechanism and the appropriate kinetics are required in order to calculate the time to vitrification. The rate of polymerization of styrene, using a free radical initiator and considering termination by combination only, is (8,9)

$$R_p = -d[M]/dt = k_p[M](fk_d[I]/k_t)^{1/2} \quad (5)$$

where $[M]$ = monomer concentration, f = initiator efficiency, $[I]$ = initiator

concentration, and k_p , k_d , k_t = propagation, initiator decomposition, and termination rate constants, respectively. Considering first order decomposition of the initiator, and from $[M] = [M]_0(1-p)$, then from Eq. 5,

$$-\ln(1-p) = 2k_p (f[I]_0/k_d k_t)^{1/2} [1 - \exp(-k_d t/2)] \quad (6)$$

where $[M]_0$ = initial monomer concentration and $[I]_0$ = initial initiator concentration. The following model parameters are used (8):

$$[M]_0 = 8.65 \text{ mole/l}$$

$$[I]_0 = 0.10 \text{ mole/l}$$

$$f = 0.5$$

$$k_p = (1.62 \times 10^{10} \text{ l/mole-hr}) \exp(-6.21 \text{ kcal mole}^{-1}/RT)$$

$$k_t = (2.088 \times 10^{11} \text{ l/mole-hr}) \exp(-1.91 \text{ kcal mole}^{-1}/RT)$$

$$k_d \text{ (benzoyl peroxide)} = (2.725 \times 10^{17} \text{ hr}^{-1}) \exp(-29.71 \text{ kcal mole}^{-1}/RT).$$

It is assumed that k_p , k_t , and k_d are independent of extent of reaction, i.e., the reactions are not diffusion-controlled until vitrification occurs.

Figure 2 is a plot of reaction temperature versus time to vitrification, obtained by solving Eq. 6 for t , once p is known. The S-shaped vitrification curve is evident, although due to the nature of the kinetic mechanism the vitrification times at low temperatures are physically unrealizable.

ACKNOWLEDGMENT

Appreciation for financial support is extended to the Office of Naval Research and the Paint Research Institute.

REFERENCES

1. J. K. Gillham, in Developments in Polymer Characterisation-3, J. V. Dawkins, Ed., Applied Science, London, 1982, Ch. 5.
2. J. B. Enns and J. K. Gillham, *J. Appl. Polym. Sci.*, 28, 2567 (1983).
3. H. E. Adabbo and R. J. J. Williams, *J. Appl. Polym. Sci.*, 27, 1327 (1982).
4. F. Bueche, Physical Properties of Polymers, Interscience Publishers, New York, 1962, p.116.
5. K. Horie, I. Mita, and H. Kambe, *J. Polym. Sci.*, A-1, 6, 2663 (1968).
6. D. C. Sundberg and D. R. James, *J. Polym. Sci.: Polym. Chem. Ed.*, 16, 523 (1978).
7. T. G. Fox and S. Loshaek, *J. Polym. Sci.*, 15, 371 (1955).
8. G. Odian, Principles of Polymerization, 2nd. ed., John Wiley and Sons, New York, 1981.
9. S. L. Rosen, Fundamental Principles of Polymeric Materials for Practicing Engineers, Barnes & Noble, Inc., New York, 1982.

FIGURE CAPTIONS

- Fig. 1 Extent of reaction at vitrification vs. reaction temperature for linear, free radical polymerization of styrene. See text for model parameters.
- Fig. 2 Reaction temperature vs. time to vitrify for linear, free radical polymerization of styrene: $T_{gp} = 100^{\circ}\text{C}$, $T_{gm} = -100^{\circ}\text{C}$ (assumed). For other model parameters, see text. Equation 6 is solved from $-99.99999995^{\circ}\text{C}$ to $+99.9995^{\circ}\text{C}$.

**STYRENE POLYMERIZATION
EXTENT OF REACTION AT VITRIFICATION VERSUS TEMPERATURE**

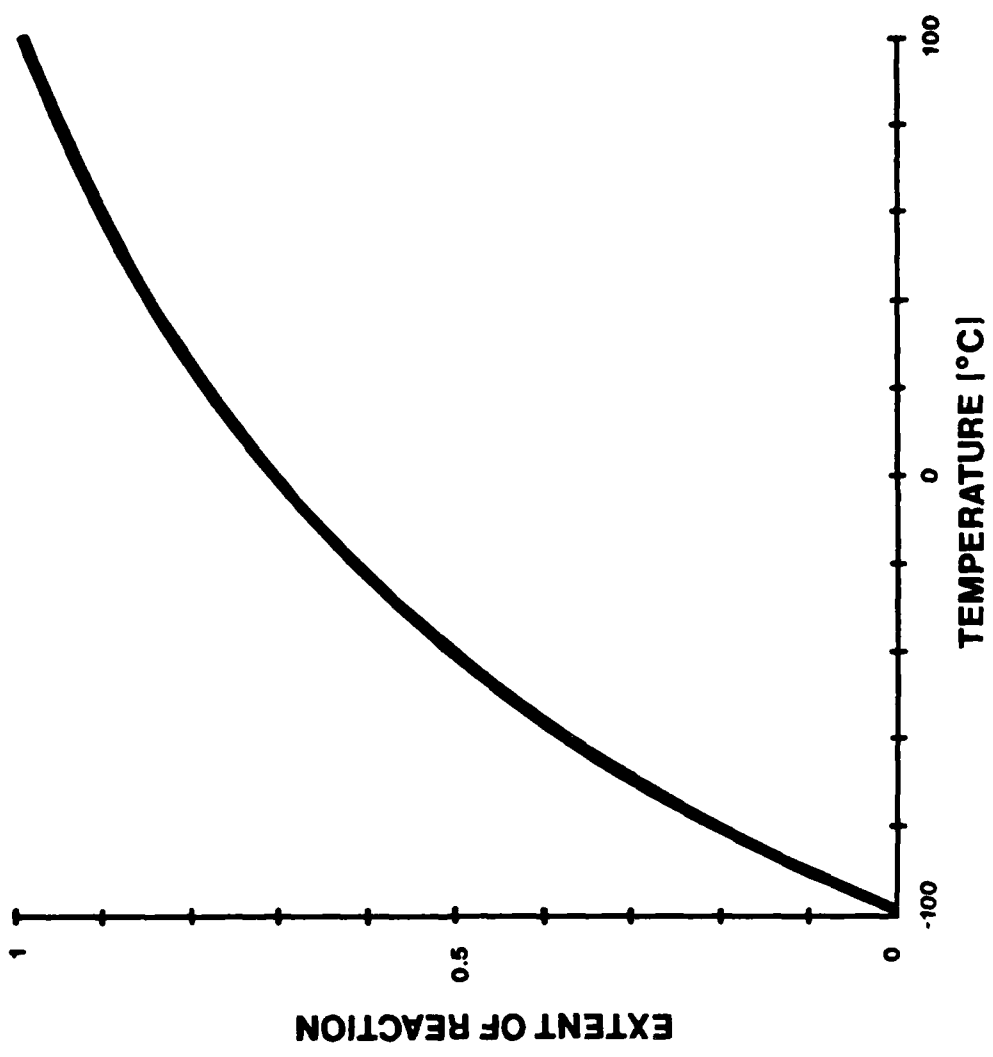


Fig. 1

**STYRENE POLYMERIZATION
REACTION TEMPERATURE VERSUS TIME TO VITRIFY**

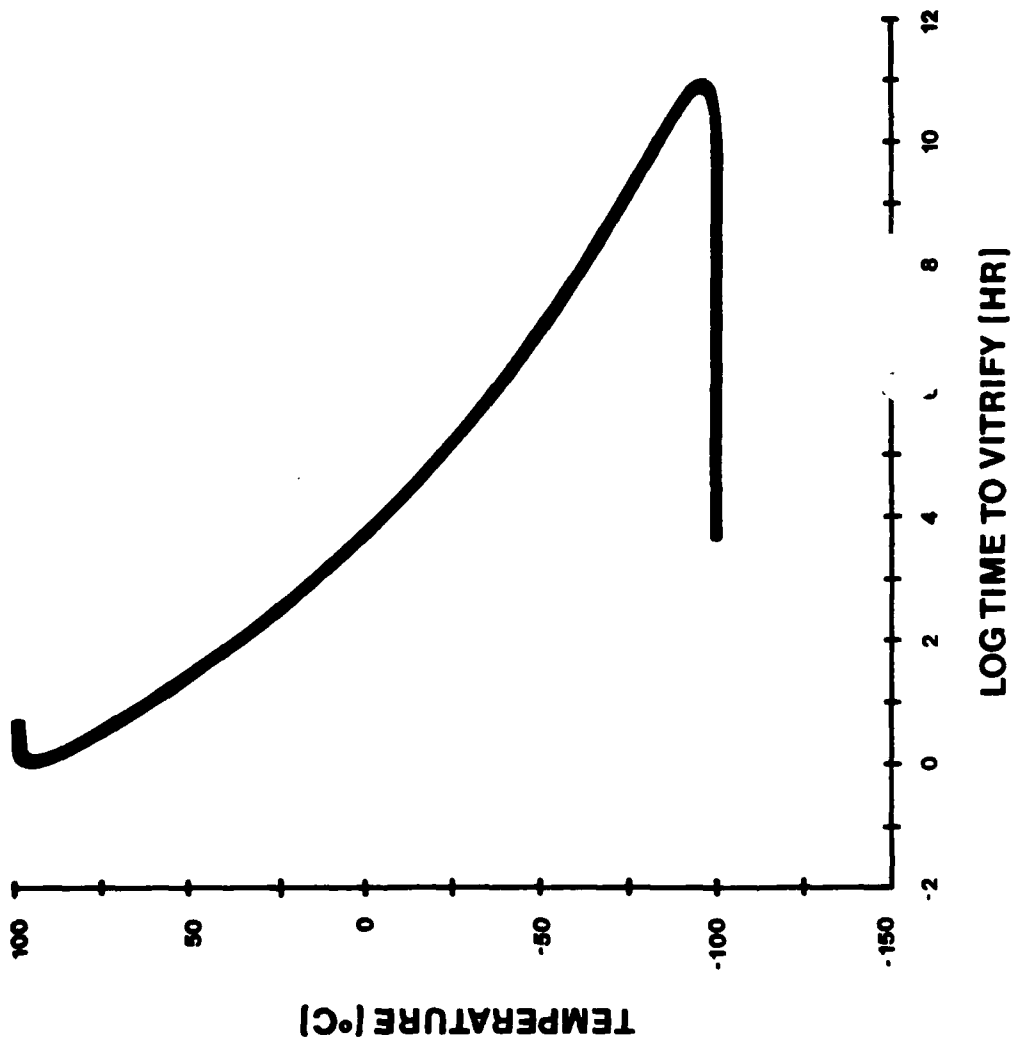


Fig. 2

TECHNICAL REPORT DISTRIBUTION LIST, GEN

	<u>No. Copies</u>		<u>No. Copies</u>
Office of Naval Research Attn: Code 413 800 N. Quincy Street Arlington, Virginia 22217	2	Naval Ocean Systems Center Attn: Technical Library San Diego, California 92152	1
ONR Pasadena Detachment Attn: Dr. R. J. Marcus 1030 East Green Street Pasadena, California 91106	1	Naval Weapons Center Attn: Dr. A. B. Amster Chemistry Division China Lake, California 93555	1
Commander, Naval Air Systems Command Attn: Code 310C (H. Rosenwasser) Washington, D.C. 20360	1	Scientific Advisor Commandant of the Marine Corps Code RD-1 Washington, D.C. 20380	1
Naval Civil Engineering Laboratory Attn: Dr. R. W. Drisko Port Hueneme, California 93401	1	Dean William Tolles Naval Postgraduate School Monterey, California 93940	1
Superintendent Chemistry Division, Code 6100 Naval Research Laboratory Washington, D.C. 20375	1	U.S. Army Research Office Attn: CRD-AA-IP P.O. Box 12211 Research Triangle Park, NC 27709	1
Defense Technical Information Center Building 5, Cameron Station Alexandria, Virginia 22314	12	Mr. Vincent Schaper DTNSRDC Code 2830 Annapolis, Maryland 21402	1
DTNSRDC Attn: Dr. G. Bosmajian Applied Chemistry Division Annapolis, Maryland 21401	1	Mr. John Boyle Materials Branch Naval Ship Engineering Center Philadelphia, Pennsylvania 19112	1
Naval Ocean Systems Center Attn: Dr. S. Yamamoto Marine Sciences Division San Diego, California 91232	1	Mr. A. M. Anzalone Administrative Librarian PLASTEC/ARRADCOM Bldg 3401 Dover, New Jersey 07801	1

DL/413/83/01
356A/413-2

TECHNICAL REPORT DISTRIBUTION LIST, 356A

Dr. M. Broadhurst
Bulk Properties Section
National Bureau of Standards
U.S. Department of Commerce
Washington, D.C. 20234

Naval Surface Weapons Center
Attn: Dr. J. M. Augl, Dr. B. Hartman
White Oak
Silver Spring, Maryland 20910

Dr. G. Goodman
Globe Union Incorporated
5757 North Green Bay Avenue
Milwaukee, Wisconsin 53201

Professor Hatsuo Ishida
Department of Macromolecular Science
Case-Western Reserve University
Cleveland, Ohio 44106

Mr. Robert W. Jones
Manager, Advanced Projects
Hughes Aircraft Company
P.O. Box 902
El Segundo, California 90245

Dr. David Soong
Department of Chemical Engineering
University of California
Berkeley, California

Dr. Curtis W. Frank
Department of Chemical Engineering
Stanford University
Stanford, California 94035

Picatinny Arsenal
Attn: A. M. Anzalone, Building 3401
SMUPA-FR-M-D
Dover, New Jersey 07801

Dr. E. Baer
Department of Macromolecular
Science
Case Western Reserve University
Cleveland, Ohio 44106

Dr. K. D. Pae
Department of Mechanics
and Materials Science
Rutgers University
New Brunswick, New Jersey 08903

NASA-Lewis Research Center
Attn: Dr. T. T. Serofini, MS-49-1
2100 Brookpark Road
Cleveland, Ohio 44135

Dr. Charles H. Sherman
Code TD 121
Naval Underwater Systems Center
New London, Connecticut 06320

Mr. Yoram S. Papir
Chevron Research Company
576 Standard Avenue
Richmond, California 94802-0627

Dr. R. S. Roe
Department of Materials Science
and Metallurgical Engineering
University of Cincinnati
Cincinnati, Ohio 45221

Dr. C. Giori
IIT Research Institute
10 West 35 Street
Chicago, Illinois 60616

Dr. Robert E. Cohen
Chemical Engineering Department
Massachusetts Institute of Technology
Cambridge, Massachusetts 02139

Dr. T. P. Conlon, Jr., Code 3622
Sandia Laboratories
Sandia Corporation
Albuquerque, New Mexico

Dr. J. K. Gillham
Department of Chemistry
Princeton University
Princeton, New Jersey 08540

DL/413/83/01
356A/413-2

TECHNICAL REPORT DISTRIBUTION LIST, 356A

Dr. D. R. Uhlmann
Department of Materials Science
Massachusetts Institute of Technology
Cambridge, Massachusetts 02139

Professor S. Senturia
Department of Electrical Engineering
Massachusetts Institute of Technology
Cambridge, Massachusetts 02129

Professor C. S. Paik Sung
Department of Materials Sciences and
Engineering Room 8-109
Massachusetts Institute of Technology
Cambridge, Massachusetts 02139

Dr. J. Lando
Department of Macromolecular Science
Case Western Reserve University
Cleveland, Ohio 44106

Dr. John Lundberg
School of Textile Engineering
Georgia Institute of Technology
Atlanta, Georgia 30332

Dr. R. S. Porter
Department of Polymer Science
and Engineering
University of Massachusetts
Amherst, Massachusetts 01002

Professor A. Heeger
Department of Chemistry
University of California
Santa Barbara, California 93106

Honeywell Power Sources Center
Defense Systems Division
104 Rock Road
Horsham, Pennsylvania 19044

Dr. Martin Kaufman
Code 38506
Naval Weapons Center
China Lake, California 93555

Dr. T. J. Reinhart, Jr., Chief
Nonmetallic Materials Division
Department of the Air Force
Air Force Materials Laboratory (AFSC)
Wright-Patterson AFB, Ohio 45433

Dr. J. A. Manson
Materials Research Center
Lehigh University
Bethlehem, Pennsylvania 18015

Professor Garth Wilkes
Department of Chemical Engineering
Virginia Polytechnic Institute
Blacksburg, Virginia 24061

Professor Brian Newman
Department of Mechanics and
Materials Science
Rutgers University
Piscataway, New Jersey 08854

CAPT J. J. Auburn, USNR
AT&T Bell Laboratories
Room 6F-211
600 Mountain Avenue
Murray Hill, New Jersey 07974

END

FILMED

8-84

DTIC