

AD-A141 099


STAGE I PROPELLANT SURVEILLANCE REPORT GLACIAL ACRYLIC  
ACID MOTORS GAR-00. (U) OGDEN AIR LOGISTICS CENTER HILL  
AFB UT PROPELLANT ANALYSIS LA. J A THOMPSON APR 84  
MANPA-497(84)


1/1

UNCLASSIFIED

F/G 21/9. 2

NL





MICROCOPY RESOLUTION TEST CHART  
NATIONAL BUREAU OF STANDARDS 1963 A

HEADQUARTERS  
OGDEN AIR LOGISTICS CENTER  
UNITED STATES AIR FORCE  
HILL AIR FORCE BASE, UTAH 84056

②

AD-A141 099

STAGE I PROPELLANT  
SURVEILLANCE REPORT  
GLACIAL ACRYLIC ACID  
MOTORS GAA-001 AND GAA-002  
TP-H1011  
(FINAL REPORT)

PROPELLANT ANALYSIS LABORATORY

MANPA REPORT  
NR 497(84)

April 1984

RECEIVED  
MAY 16 1984

*[Handwritten signature]*

A

OTIC FILE COPY

APPROVED FOR PUBLIC RELEASE DISTRIBUTION UNLIMITED

PROPELLANT SURVEILLANCE REPORT  
PROPELLANT CONTAINING GLACIAL ACRYLIC ACID  
MOTORS GAA-001 AND GAA-002  
(FINAL REPORT)


Author

  
JOHN A. THOMPSON, Chemist  
Component & Combustion Test Unit


Statistical Review By

  
DAN L. PETERSEN, Mathematician  
Data Analysis Unit

Engineering Review By

  
JOHN K. SCAMBIA, Project Engineer  
Service Engineering

Approved By

  
ANTHONY J. INVERSO, Chief  
Propellant Analysis Laboratory

April 1984

Ind Prod & Ldg Gear Division  
Directorate of Maintenance  
Ogden Air Logistics Center  
United States Air Force  
Hill Air Force Base, Utah 84056

ABSTRACT

Thiokol Minuteman First Stage propellant used acrylic acid to produce the HB polymer used as the binder. The original supplier of acrylic acid stopped production and Thiokol then obtained acrylic acid produced by the Taft, Louisiana Plant of Union Carbide Company (UCC).

To assure that this new source of supply was a satisfactory replacement, Thiokol\* ran qualification testing on the new material and found it satisfactory. In the Thiokol\* program two motors were cast in 1971 and propellant from the mixes were cast into cartons for a ten year test program. This propellant was then transferred to this laboratory and testing on a yearly basis was started in 1975.

Due to insufficient propellant, the full ten year program was not possible. Testing was completed after nine years and this is the final report.

From an analysis of the data the propellant's physical properties are satisfactory and the stability, with respect to age, is satisfactory.

\*Final report evaluation of HB polymer manufactured using Taft glacial acrylic acid. Report number TWR-4716, May 1972. Thiokol/Wasatch Division, a division of Thiokol Chemical Corporation.



AI

TABLE OF CONTENTS

	<u>Page</u>
Abstract	11
Introduction	1
Statistical Analysis	3
Test Results	4
Conclusions	6
Table 1, Test Program	7
Table 2, Analysis of Covariance Comparison of Regressions	8
<u>Figure Nr</u>	
1 Regression Plot, Max Stress, 0.002 in/min	9
2 Regression Plot, Max Stress, F & G Comparison	10
3 Regression Plot, Stress at Rupture, 0.002 in/min	11
4 Regression Plot, Stress at Rupture, F & G Comparison	12
5 Regression Plot, Strain at Max Stress, 0.002 in/min	13
6 Regression Plot, Strain at Max Stress, F & G Comparison	14
7 Regression Plot, Strain at Rupture, 0.002 in/min	15
8 Regression Plot, Strain at Rupture, F & G Comparison	16
9 Regression Plot, Modulus, 0.002 in/min	17
10 Regression Plot, Mosulus, F & G Comparison	18
11 Regression Plot, Max Stress, 2.0 in/min	19
12 Regression Plot, Max Stress, F & G Comparison	20
13 Regression Plot, Stress at Rupture, 2.0 in/min	21
14 Regression Plot, Stress at Rupture, F & G Comparison	22
15 Regression Plot, Strain at Max Stress, 2.0 in/min	23
16 Regression Plot, Strain at Max Stress, F & G Comparison	24
17 Regression Plot, Strain at Rupture, 2.0 in/min	25
18 Regression Plot, Strain at Rupture, F & G Comparison	26

TABLE OF CONTENTS (cont)

<u>Figure Nr</u>		<u>Page</u>
19	Regression Plot, Modulus, 2.0 in/min	27
20	Regression Plot, Modulus, F & G Comparison	28
21	Regression Plot, Hydrostatic Tensile, Max Stress, 800 psi	29
22	Regression Plot, Hydrostatic Tensile, Max Stress, F & G Comparison	30
23	Regression Plot, Hydrostatic Tensile, Stress at Rupture	31
24	Regression Plot, Hydrostatic Tensile, Stress at Rupture F & G Comparison	32
25	Regression Plot, Hydrostatic Tensile, Strain at Max Stress	33
26	Regression Plot, Hydrostatic Tensile, Strain at Max Stress F & G Comparison	34
27	Regression Plot, Hydrostatic Tensile, Strain at Rupture	35
28	Regression Plot, Hydrostatic Tensile, Strain at Rupture F & G Comparison	36
29	Regression Plot, Hydrostatic Tensile, Modulus, 800 psi	37
30	Regression Plot, Hydrostatic Tensile, Modulus, 800 psi F & G Comparison	38
31	Regression Plot, Constant Strain	39
32	Regression Plot, Constant Strain, F & G Comparison	40
33	Regression Plot, Cohesive Tear Energy	41
34	Regression Plot, Cohesive Tear Energy, F & G Comparison	42
35	Regression Plot, Time to Tear	43
36	Regression Plot, Time to Tear, F & G Comparison	44
	Distribution List	45
	DD 1473	46

## INTRODUCTION

### A. PURPOSE:

The purpose of this report is to compare physical data from glacial acrylic acid propellant used in the production of motors GAA-001 and GAA-002 with LGM-30F & G (TP-H1011) propellant data, and to assure that the modulus from the low rate testing is at least 550 psi @ 2.0 in/min and 77°F, and to evaluate the data to assure satisfactory propellant performance now and in the future.

### B. BACKGROUND

Minuteman Stage I rocket motors used TP-H1011 type propellant in the main grain. The binder system used in these propellants consists of controlled amounts of HB polymer and epoxy resin. The ratio of HB polymer/epoxy resin depends on stoichiometry of the polymers and also on the type and amount of impurities contained in the polymer. From past experience, the propellant mechanical and ballistic properties have been influenced by these impurities. Many impurities have been traced to the original raw materials, especially to the acrylic acid monomers. Aqueous acrylic acid is a product of the Institute, West Virginia, Union Carbide Company (UCC) plant and was used for eight years. UCC then announced that aqueous acid production had stopped and a monomer, glacial acrylic acid was being produced in their Taft, Louisiana plant.

This change necessitated the selection and verification of a new monomer.



This required: (1) preliminary evaluation of polymers made from existing glacial acids, (2) detailed evaluation of an immediately available acid source, (3) screening of polymers made using glacial acid from the candidate vendors including the new Taft material, and (4) final verification of the selected material,

The HB polymer, made from Taft glacial acrylic acid monomer, produced propellant that met the requirements of the verification program.

Two full scale motors were cast using glacial acrylic acid HB polymer (Motors GAA-001 & GAA-002). Forty-six one-half gallon cartons of propellant were cast in conjunction with these motors on 12-14 Jan 1971. Table 1 contains the test methods used for test period.

Regressions were plotted using the acrylic acid test data. These regressions are discussed and compared statistically to LGM-30 F & G regressions. The LGM-30 F & G regressions are included with the respective acrylic acid regressions for visual inspection. The modulus requirement for the 2.0 in/min at 77° F test data is discussed in the low rate tensile testing section.

It should be noted that in the discussion of test results it is often stated that test points are within a particular confidence band on the regression analysis. The word point refers to the mean of a particular group of data. The individual data that were used to comprise that mean are of course grouped around the mean. The standard deviation associated with each mean can be used to estimate where the extreme data spread would be with relation to the confidence bands.

## STATISTICAL ANALYSIS

Regression analysis data pertaining to propellant having glacial acrylic acid used in its manufacture has been statistically compared to regression data pertaining to standard TP-H1011 F and G propellant. Table 2 contains the results obtained in comparing 18 sets of regression slopes. Those comparisons that showed their slopes to be not significantly different were again compared to determine whether their intercepts (or elevations) were different, see Table 3. Only cohesive energy, a tear energy parameter, was found to be the same in slope and intercept to that of standard TP-H1011 F and G propellant.

Acrylic acid regression plots were made for each test parameter and can be visually compared to their corresponding standard TP-H1011 F and G plots. Emphasis is made here that the differences obtained are of statistical nature and may or may not be significant in an engineering sense.

Each regression analysis in this report uses the linear model  $Y = a + bX$ . Each point (x) on a regression plot represents a data mean at its particular age at test. Variance about each regression line was used to compute a tolerance interval such that at 90% confidence 90% of the sample distribution will fall within this interval. This tolerance interval is extrapolated 24 months beyond the age of the last test data. The 't' value and the significance of this statistic, which are reported for each regression model, give an indication of the statistical significance of the slope of the trend line as compared to a line of zero slope.

## TEST RESULTS

### A. VERY LOW RATE TENSILE (0.002 in/min):

Very low rate regressions for maximum stress, strain at maximum stress, strain at rupture and modulus show no significant change (figures 1, 5, 7, and 9). The stress at rupture regression shows a statistically significant increase (figure 3). The respective LGM-30 F & G regressions are shown for visual comparisons (figures 2, 4, 6, 8 and 10).

For the statistical comparison between acrylic acid and the respective TP-H1011 regression, variance is compared for all parameters. The comparison for slope and intercept can be made only on the parameters where variance is not statistically significant (Table 2).

For variance, only stress at rupture is not statistically different. The slopes are not statistically different with the intercept showing statistical differences (Table 2).

### B. LOW RATE TENSILE (2.0 in/min):

The maximum stress regression shows no significant change and the stress at rupture shows a statistically significant increase (figures 11 and 13). The strains and modulus regressions do not show a significant change (figures 15, 17 and 19). The respective LGM-30 F & G regressions are show for a visual comparison (figures 12, 14, 16, 18 and 20).

For the statistical comparison of acrylic acid and TP-H1011 regressions, all parameters show a statistically significant difference (Table 2).

As illustrated in the regression for modulus (figure 19), all of the test data is well above the minimum requirement of 550 psi at 2.0 in/min and 77°F.

C. HIGH RATE HYDROSTATIC TENSILE (1750 in/min, 800 psi):

The stresses and modulus show a statistically significant increase (figures 21, 23, and 29). The strains show a statistically significant decrease (figures 25 and 27). F & G regressions (figures 22, 24, 26, 28 and 30) are included for visual comparison with the respective Acrylic Acid regressions.

For the statistical comparison between the acrylic acid and TP-H1011 only the strain at maximum stress variance is statistically comparable. The slope and intercept for strain at maximum stress show a statistically significant difference (Table 2).

D. CONSTANT STRAIN:

The constant strain at rupture regression shows a statistically significant decrease (figure 31). The F & G regression (figure 32) is included for a visual comparison.

A comparison of the variance with the respective F & G slope shows a statistically significant difference (Table 2).

E. TEAR ENERGY:

Tear energy does not show a significant change (figure 33) with the time to tear showing a statistically significant increase (figure 35). F & G regressions (figures 34 and 36) are included for visual comparison with the respective acrylic acid regressions.

Comparison of the slopes with the respective F & G slopes show that the cohesive energy is not significantly different while the variance for time to tear is significantly different (Table 2).

## CONCLUSIONS

The propellant data from the special acrylic acid testing shows a gradual change. From the analysis of the data, the propellant shows a small increase in stress with aging and the strain is gradually decreasing with age.

These trends are similar to the propellant produced from the monomer previously used.

The modulus is well above the Thiokol requirement of at least 50 psi modulus at 2.0 in/min and 77°F test conditions. The modulus is increasing with age.

Based on this analysis, it is concluded that the propellant produced with glacial acrylic acid polymer is performing and aging satisfactorily.

TABLE 1

## TEST PROGRAM

Half gallon cartons of propellant were cast from the same mixes that went into the full scale motors. These were cast and labelled for the respective motors and from these cartons, specimens were cut for the tests and conditions listed below:

<u>Test</u>	<u>Condition</u>	<u>Configuration</u>	<u>Per Cond</u>
Low Rate Tensile	2.0 in/min	1/2" JANNAF Dog Bone	12
Very Low Rate Tensile	$2 \times 10^{-3}$ in/min	1/2" JANNAF Dog Bone	12
Constant Strain		JANNAF Dog Bone	12
Hydrostatic High Rate Tensile	800 psig, 1750 in/min	3/4" GL Dog Bone	12
Tear Energy	$77^{\circ}\text{F} \pm 2^{\circ}$	0.10" x 1.18" x 3"	12

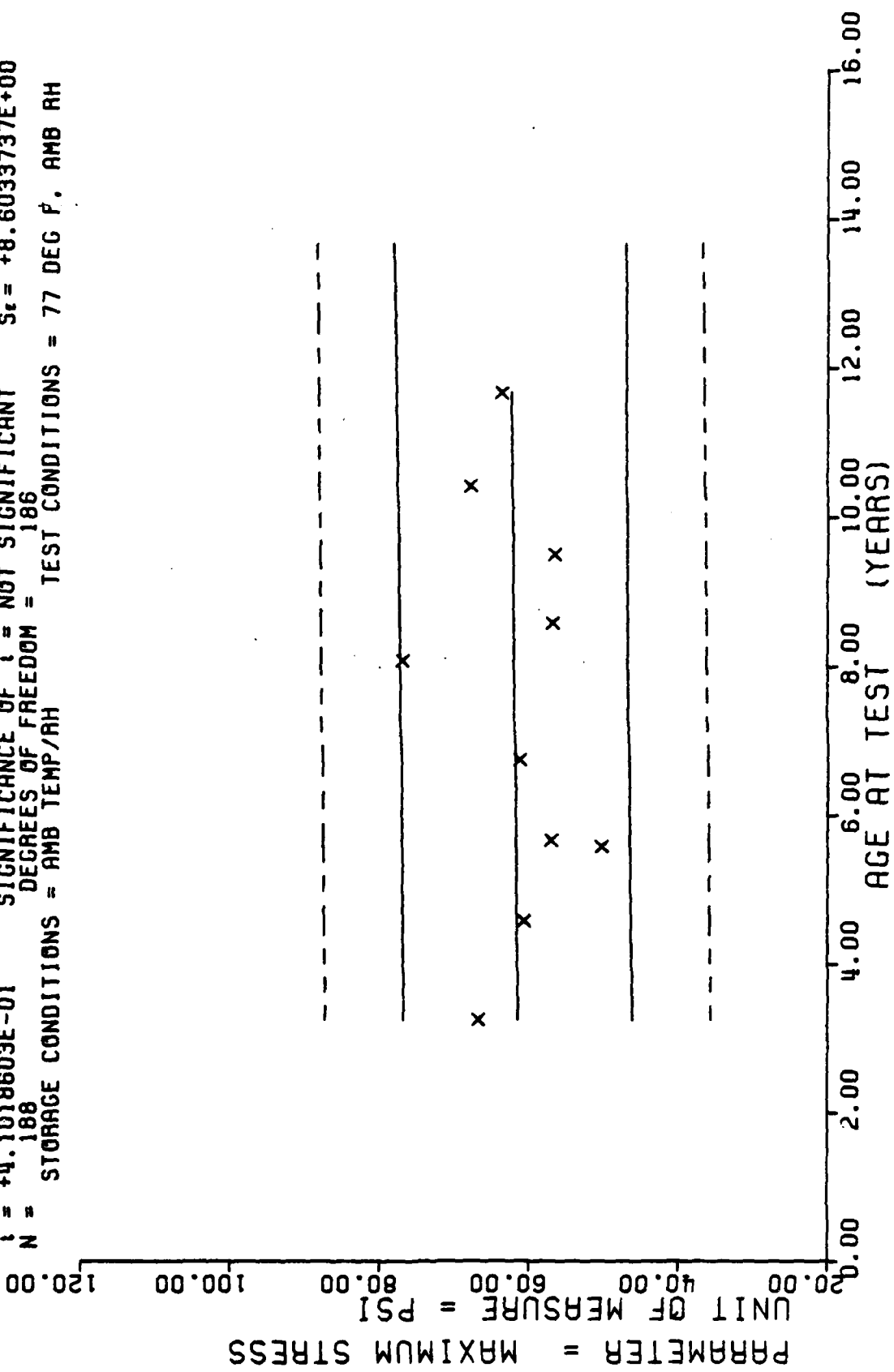
TABLE 2

ANALYSIS OF COVARIANCE COMPARISON OF REGRESSIONS  
 ACRYLIC ACID vs TP-H1011 CARTON PROPELLANT

<u>Test</u>	<u>Variance</u>	<u>Slope</u>	<u>Intercept</u>
Tensile at 0.002 in/min:			
Maximum Stress	S		
Stress at Rupture	NS	NS	S
Strain at Maximum Stress	S		
Strain at Rupture	S		
Modulus	S		
Tensile at 2.0 in/min:			
Maximum Stress	S		
Stress at Rupture	S		
Strain at Maximum Stress	S		
Strain at Rupture	S		
Modulus	S		
Hydrostatic Tensile at 1750 in/min:			
Maximum Stress	S		
Stress at Rupture	S		
Strain at Maximum Stress	NS	S	S
Strain at Rupture	S		
Modulus	S		
Constant Strain:			
Strain at Rupture	S		
Tear Energy:			
Cohesive Energy	NS	NS	NS
Time to Tear	S		

S = Significantly Different  
 NS = Not Significantly Different

$Y = (( +6.1119394E+01 ) + ( +8.5481613E-03 ) * X)$   
 F = +1.6825258E-01 SIGNIFICANCE OF F = NOT SIGNIFICANT  $\sigma_1 = +8.5842191E+00$   
 R = +3.0062705E-02 SIGNIFICANCE OF R = NOT SIGNIFICANT  $S_0 = +2.0839718E-02$   
 t = +4.1018603E-01 SIGNIFICANCE OF t = NOT SIGNIFICANT  $S_t = +8.6033737E+00$   
 N = 188 DEGREES OF FREEDOM = 186  
 STORAGE CONDITIONS = AMB TEMP/RH TEST CONDITIONS = 77 DEG F, AMB RH

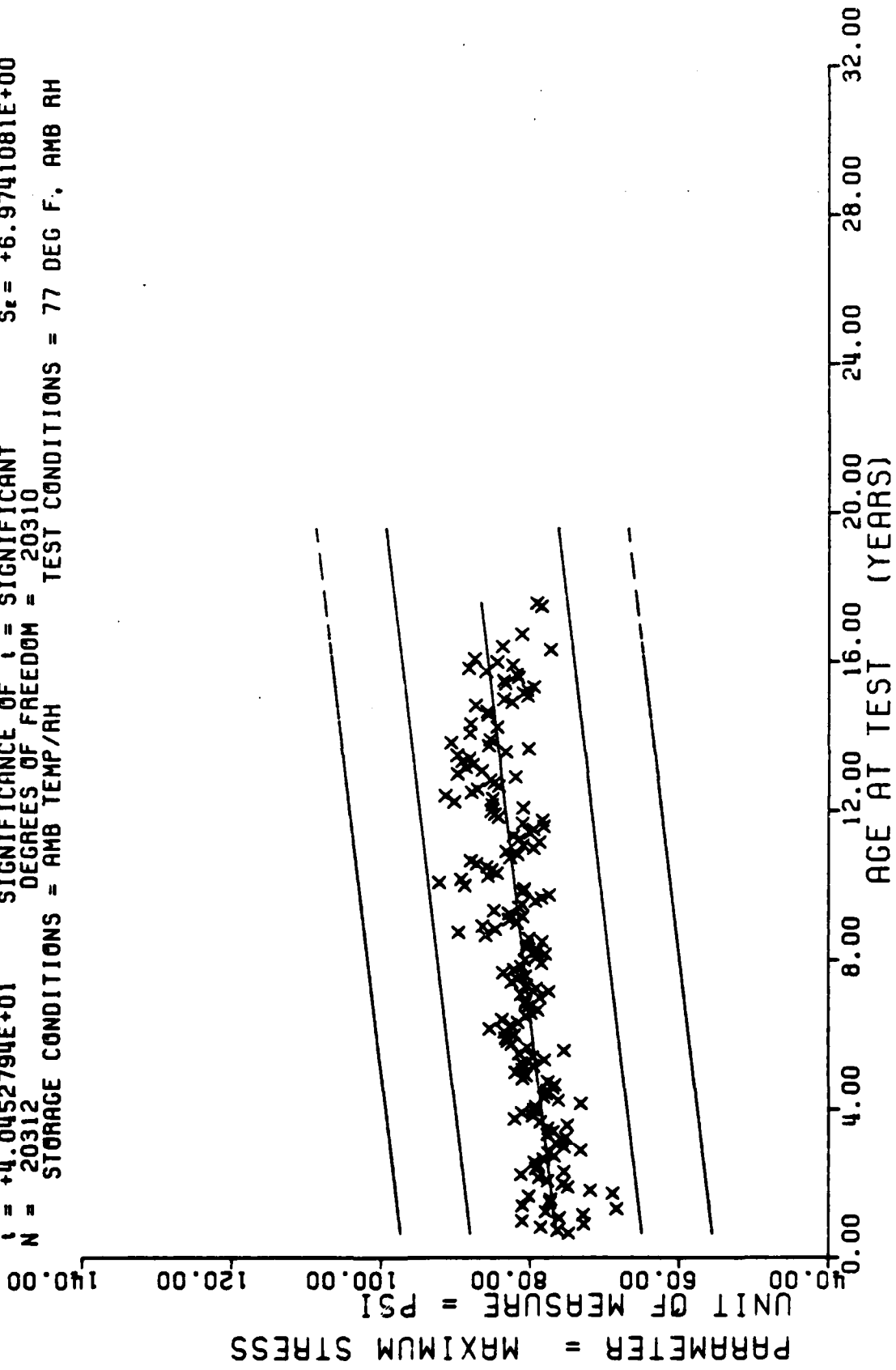


TENSILE, MAXIMUM STRESS AT 0.002 IN/MIN, ACRYLIC ACID STUDY

Figure 1

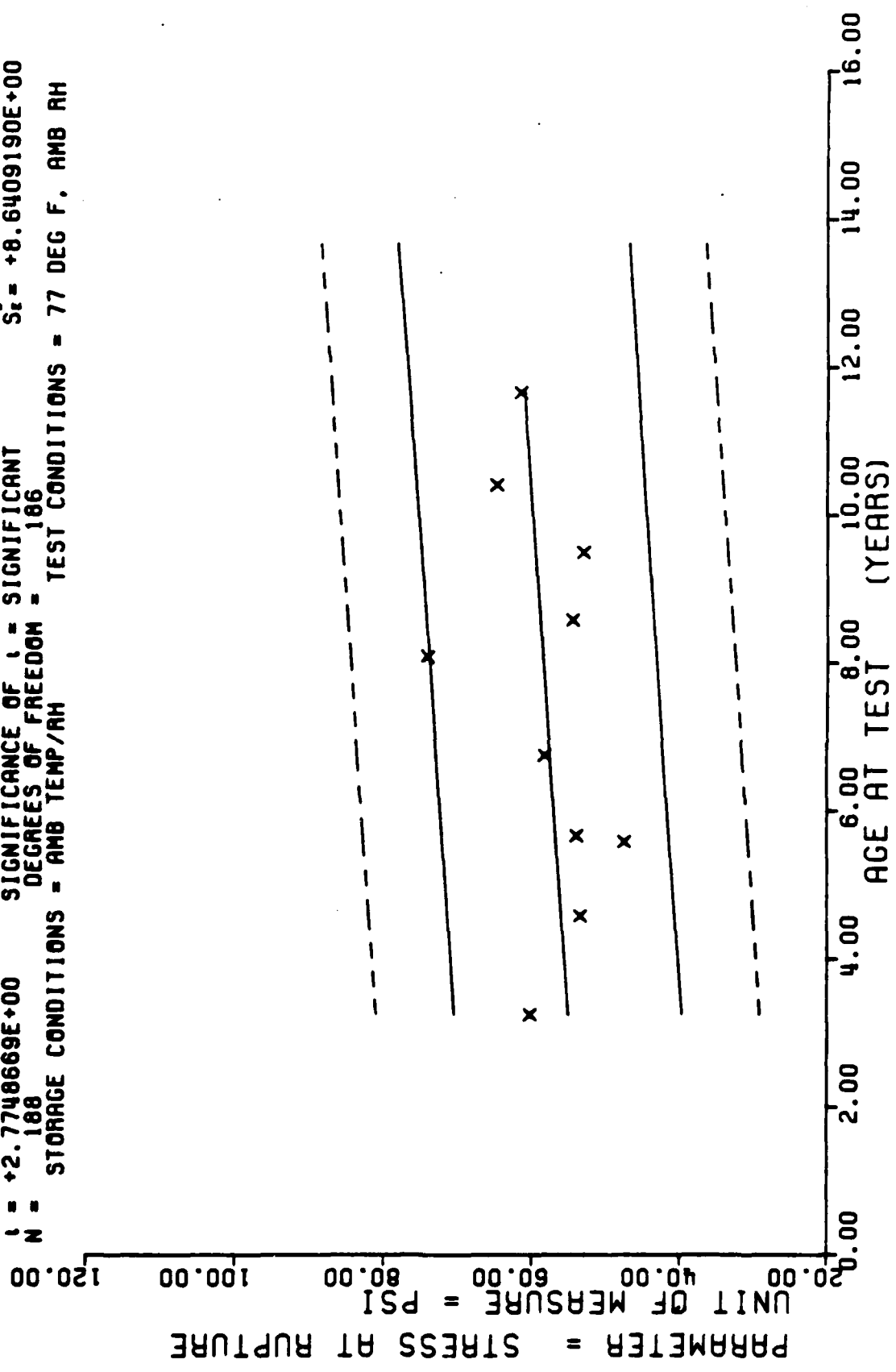


$Y = (( +7.6081806E+01 ) + ( +4.9566603E-02 ) * X)$   
 F = +1.6364286E+03      SIGNIFICANCE OF F = SIGNIFICANT  
 R = +2.7306535E-01      SIGNIFICANCE OF R = SIGNIFICANT  
 t = +4.0452794E+01      SIGNIFICANCE OF t = SIGNIFICANT  
 N = 20312                      DEGREES OF FREEDOM = 20310  
 STORAGE CONDITIONS = AMB TEMP/AH      TEST CONDITIONS = 77 DEG F, AMB RH



TENSILE, MAXIMUM STRESS, WING 6 TPH-1011 PROPELLANT AT 0.002 IN/MIN

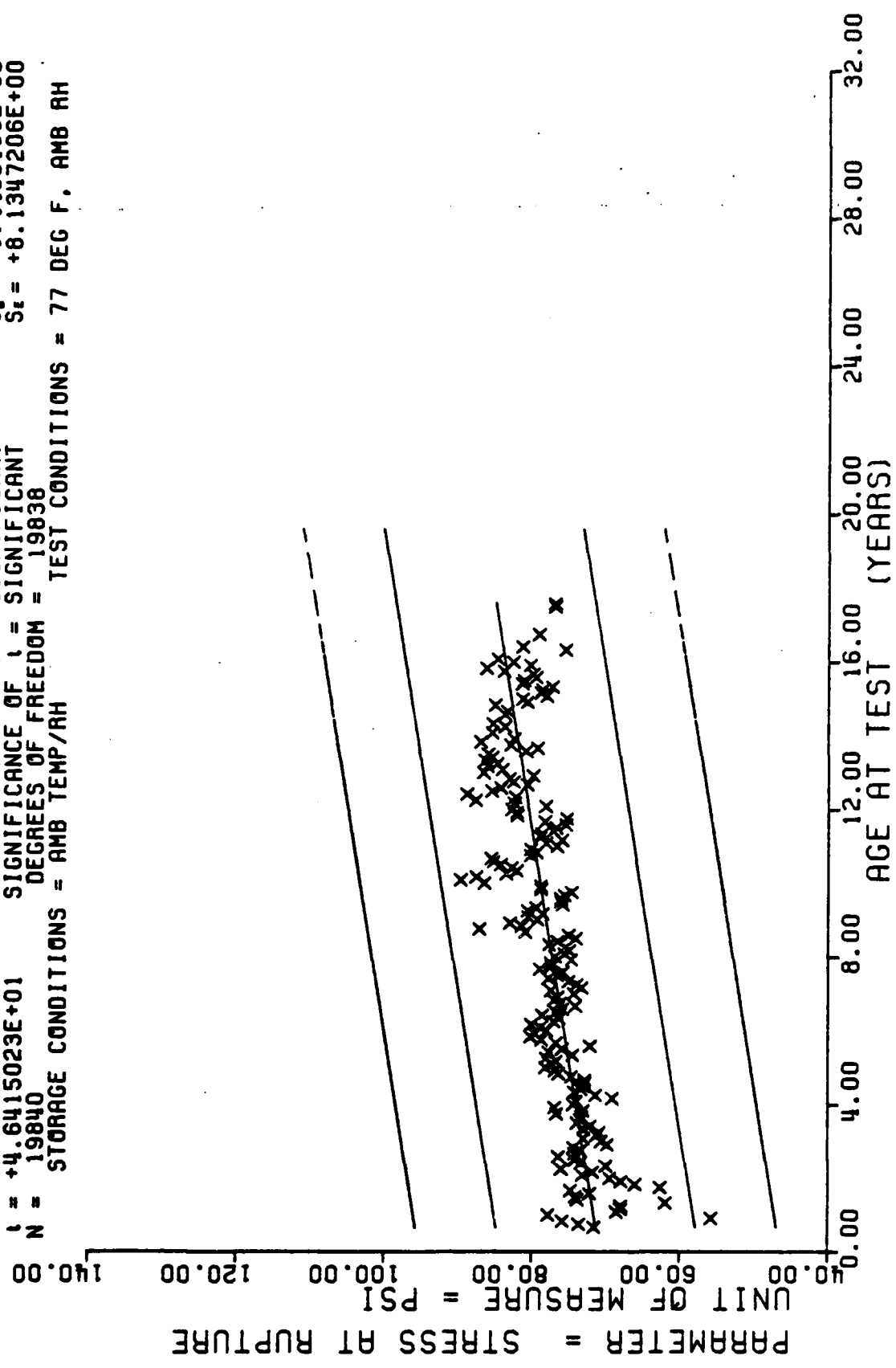
$Y = (( +5.2763938E+01 ) + ( +5.8079806E-02 ) * X)$   
 F = +7.6998866E+00      SIGNIFICANCE OF F = SIGNIFICANT       $\sigma^2 = +8.7943514E+00$   
 R = +1.9937811E-01      SIGNIFICANCE OF R = SIGNIFICANT       $S_e = +2.0930663E-02$   
 t = +2.7748669E+00      SIGNIFICANCE OF t = SIGNIFICANT       $S_t = +8.6409190E+00$   
 N = 186      DEGREES OF FREEDOM = 186  
 STORAGE CONDITIONS = AMB TEMP/AH      TEST CONDITIONS = 77 DEG F. AMB RH



TENSILE. STRESS AT RUPTURE, 0.002 IN/MIN, ACRYLIC ACID STUDY

Figure 3

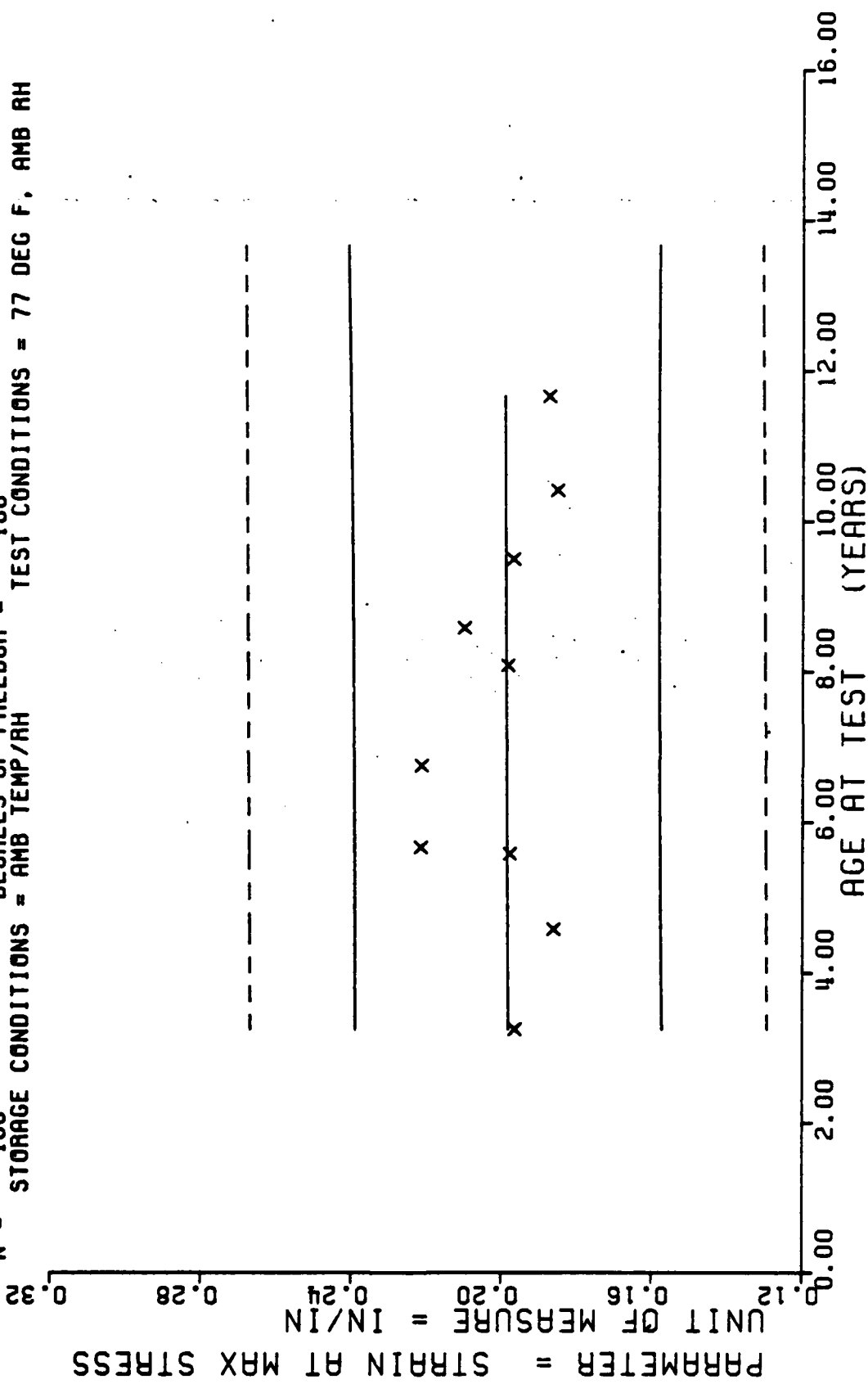
$Y = (( +7.0763409E+01 ) + ( +6.6852314E-02 ) * X)$   
 F = +2.1543543E+03      SIGNIFICANCE OF F = SIGNIFICANT       $\sigma_r = +8.5648274E+00$   
 R = +3.1298441E-01      SIGNIFICANCE OF R = SIGNIFICANT       $S_0 = +1.4403163E-03$   
 t = +4.6415023E+01      SIGNIFICANCE OF t = SIGNIFICANT       $S_t = +8.1347206E+00$   
 N = 19840      DEGREES OF FREEDOM = 19838  
 STORAGE CONDITIONS = AMB TEMP/RH      TEST CONDITIONS = 77 DEG F, AMB RH



TENSILE, STRESS AT RUPTURE, WING 6 TPH-1011 PROPELLANT AT 0.002 IN/MIN

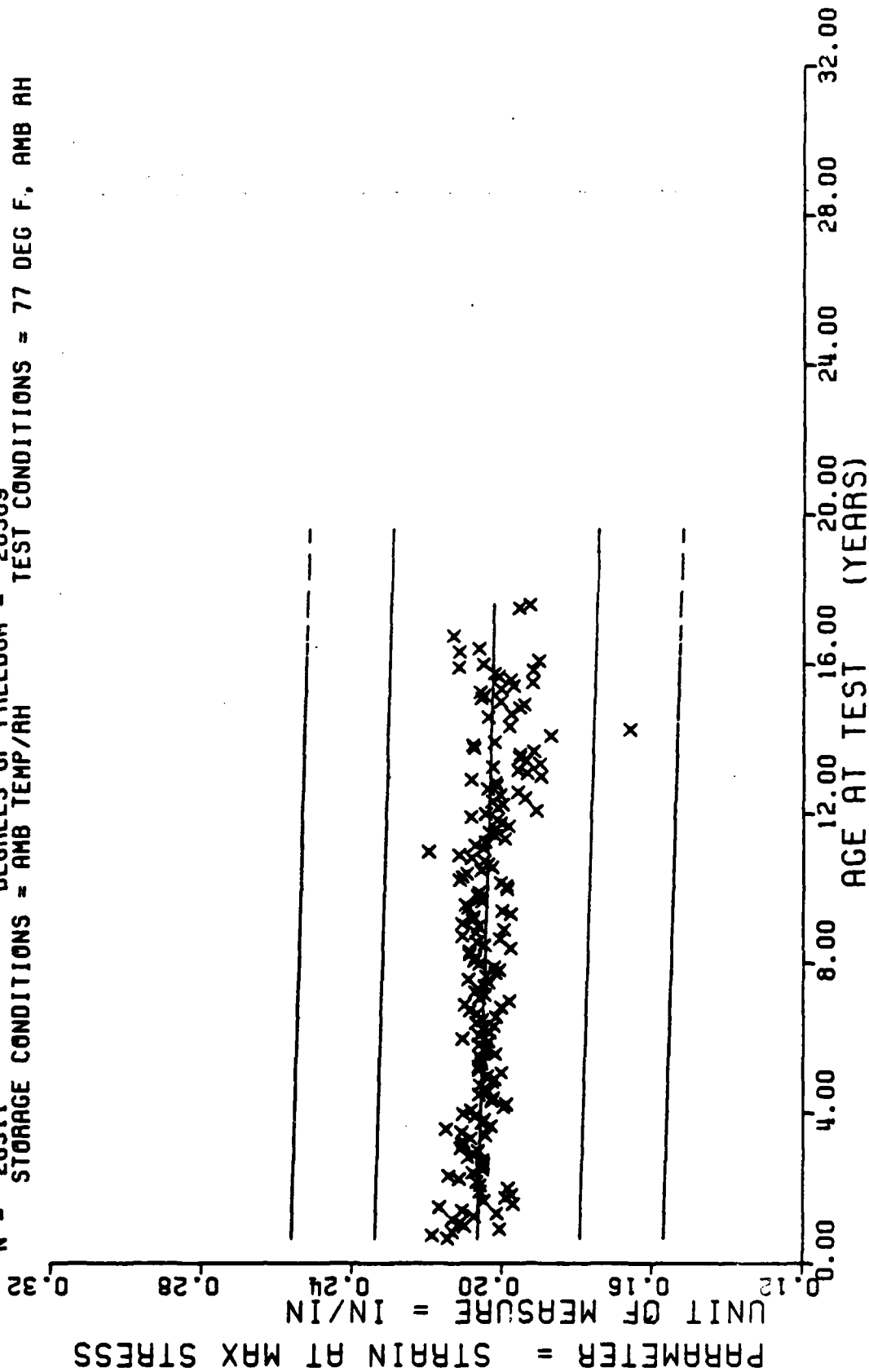
$Y = (( +1.9767696E-01 ) + ( +1.0338409E-05 ) * X)$   
 SIGNIFICANCE OF F = NOT SIGNIFICANT  $\sigma_f = +2.2850949E-02$   
 SIGNIFICANCE OF R = NOT SIGNIFICANT  $S_0 = +5.5494651E-05$   
 SIGNIFICANCE OF t = NOT SIGNIFICANT  $S_t = +2.2910157E-02$   
 DEGREES OF FREEDOM = 186  
 STORAGE CONDITIONS = AMB TEMP/RH TEST CONDITIONS = 77 DEG F, AMB RH

F = +3.4706048E-02  
 R = +1.3658581E-02  
 t = +1.8629559E-01  
 N = 188



TENSILE, STRAIN AT MAX STRESS, 0.002 IN/MIN, ACRYLIC ACID STUDY

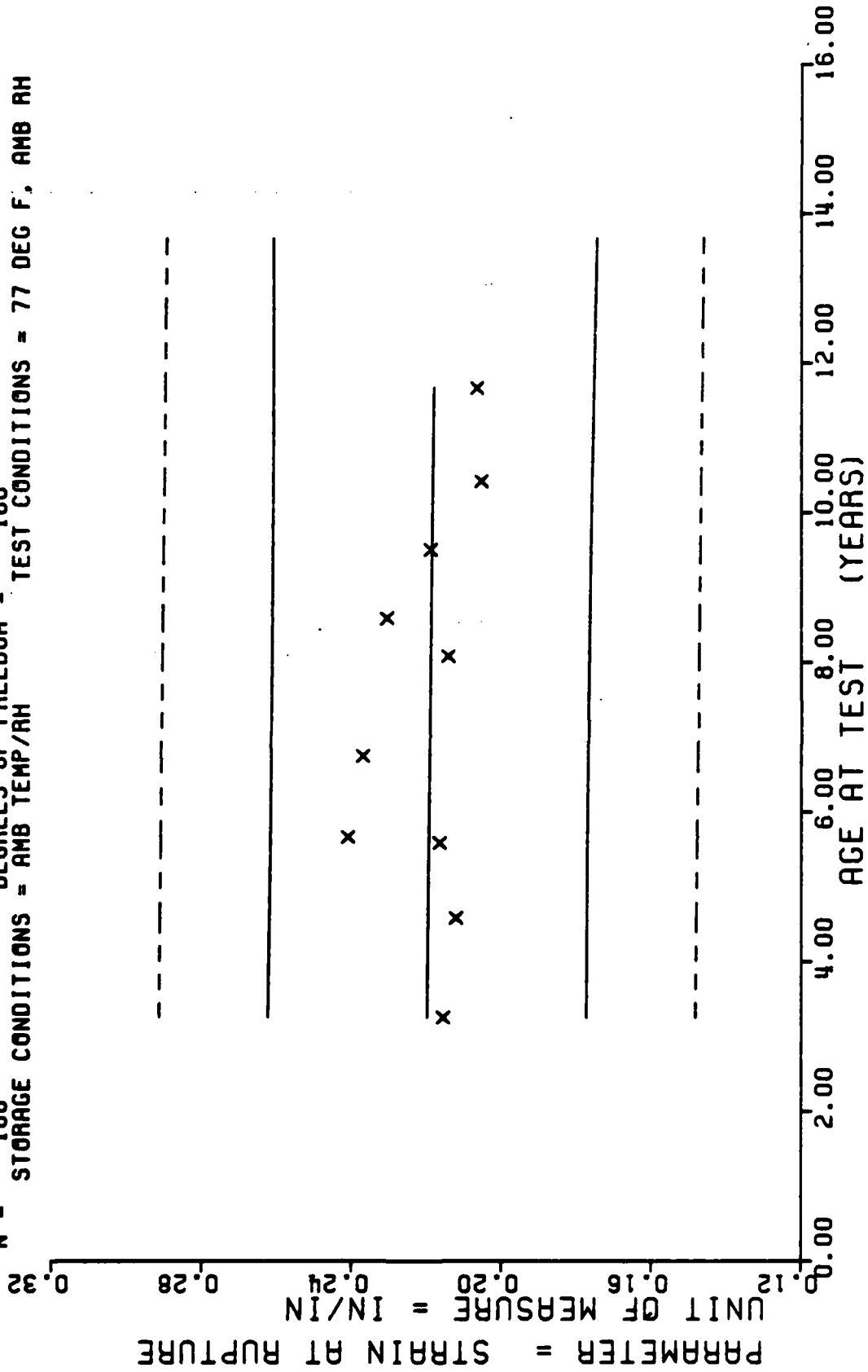
$Y = (( +2.0674716E-01 ) + ( -2.2020903E-05 ) * X)$   
 F = +5.7540462E+01      SIGNIFICANCE OF F = SIGNIFICANT  
 R = -5.3153031E-02      SIGNIFICANCE OF R = SIGNIFICANT  
 t = +7.5855430E+00      SIGNIFICANCE OF t = SIGNIFICANT  
 N = 20311                  DEGREES OF FREEDOM = 20309  
 STORAGE CONDITIONS = AMB TEMP/AH      TEST CONDITIONS = 77 DEG F, AMB AH



TENSILE, STRAIN AT MAXIMUM STRESS, WING 6 TPH-1011 PROPELLANT AT 0.002 IN/MIN

Figure 6

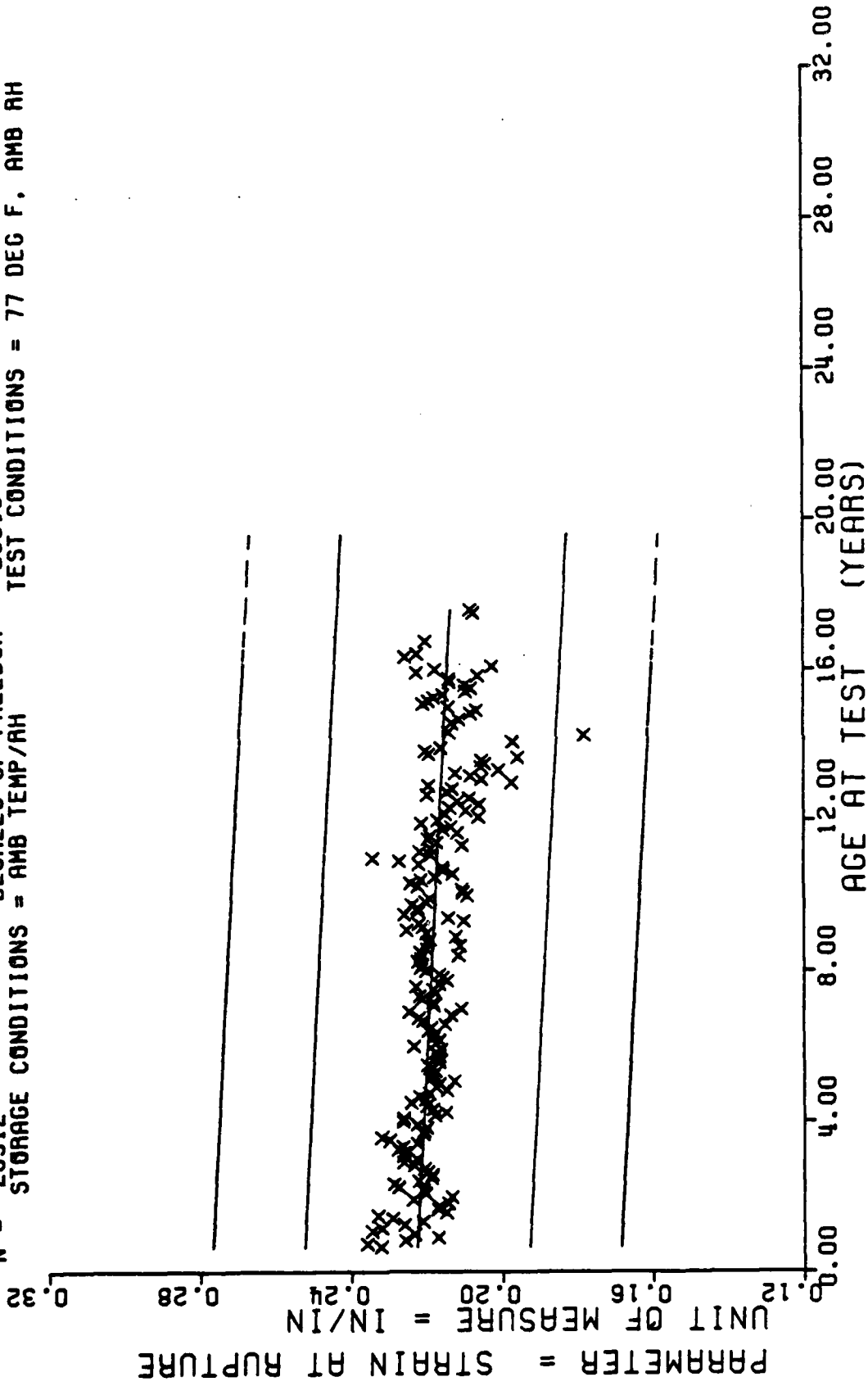
$Y = (( +2.2047456E-01 ) + ( -1.7952229E-05 ) * X)$   
 F = +9.6729095E-02      SIGNIFICANCE OF F = NOT SIGNIFICANT       $\sigma^2 = +2.3771978E-02$   
 R = -2.2798653E-02      SIGNIFICANCE OF R = NOT SIGNIFICANT       $S_0 = +5.7721794E-05$   
 t = +3.1101301E-01      SIGNIFICANCE OF t = NOT SIGNIFICANT       $S_r = +2.3829600E-02$   
 N = 188      DEGREES OF FREEDOM = 186  
 STORAGE CONDITIONS = AMB TEMP/RH      TEST CONDITIONS = 77 DEG F, AMB RH



TENSILE, STRAIN AT RUPTURE, 0.002 IN/MIN, ACRYLIC ACID STUDY

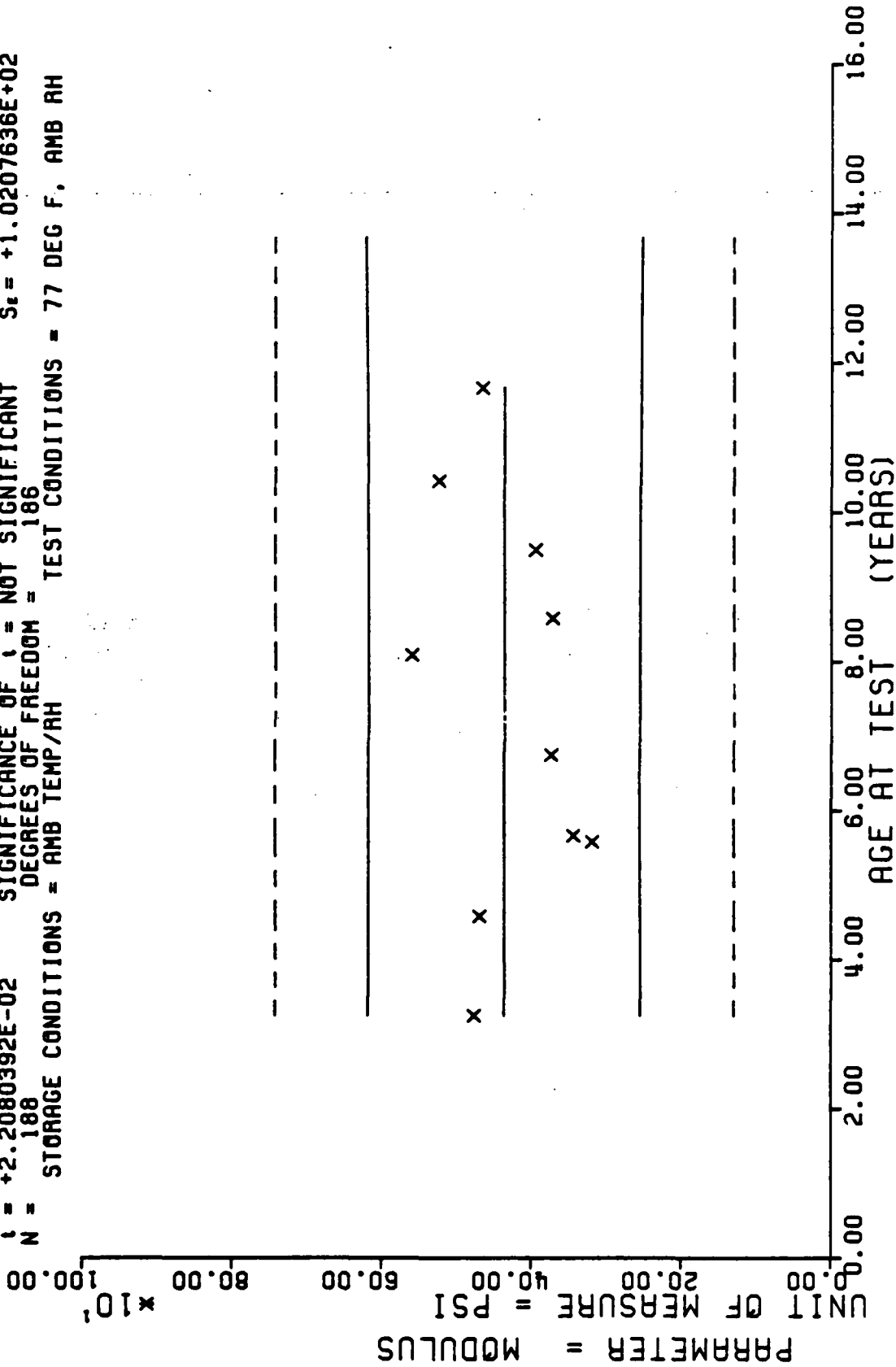
Figure 7

$Y = (( +2.2294814E-01 ) + ( -4.5272074E-05 ) \times X)$   
 F = +2.0450403E+02 SIGNIFICANCE OF F = SIGNIFICANT  $\sigma_f = +1.8108856E-02$   
 R = -9.9843646E-02 SIGNIFICANCE OF R = SIGNIFICANT  $S_o = +3.1657706E-06$   
 t = +1.4300490E+01 SIGNIFICANCE OF t = SIGNIFICANT  $S_e = +1.8018812E-02$   
 N = 20312 DEGREES OF FREEDOM = 20310  
 STORAGE CONDITIONS = AMB TEMP/AH TEST CONDITIONS = 77 DEG F, AMB RH



TENSILE, STRAIN AT RUPTURE, WING 6 TPH-1011 PROPELLANT AT 0.002 IN/MIN

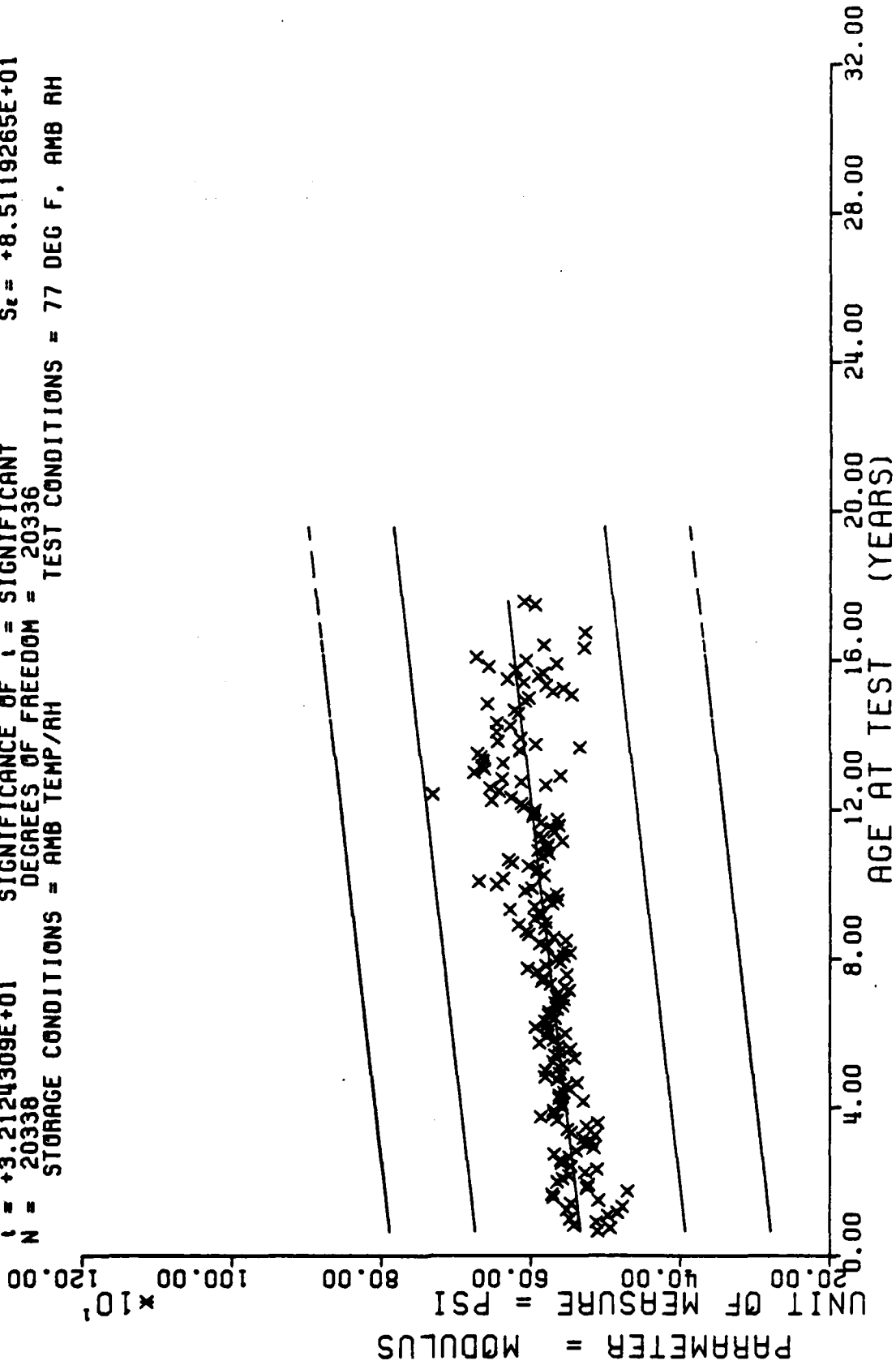
$Y = (( +4.3563701E+02 ) + ( +5.4595272E-03 ) * X)$   
 F = +4.8754371E-04    SIGNIFICANCE OF F = NOT SIGNIFICANT     $\sigma_f = +1.0180320E+02$   
 R = +1.6190107E-03    SIGNIFICANCE OF R = NOT SIGNIFICANT     $S_b = +2.4725680E-01$   
 t = +2.2080392E-02    SIGNIFICANCE OF t = NOT SIGNIFICANT     $S_t = +1.0207636E+02$   
 N = 188    DEGREES OF FREEDOM = 186  
 STORAGE CONDITIONS = AMB TEMP/RH    TEST CONDITIONS = 77 DEG F, AMB RH



TENSILE, MODULUS AT 0.002 IN/MIN, ACRYLIC ACID STUDY

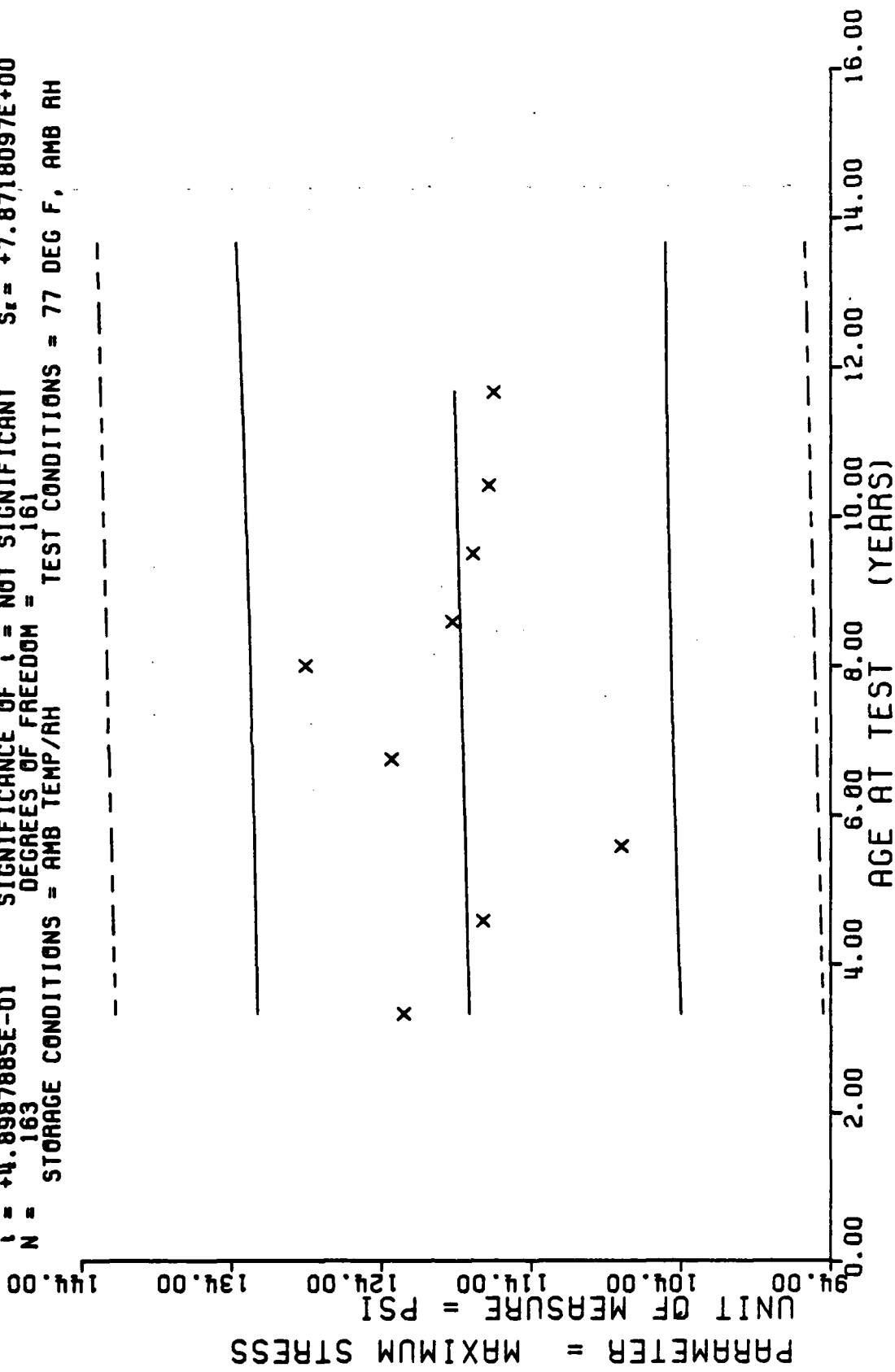


$Y = (( +5.2965385E+02 ) + ( +4.8052416E-01 ) * X)$   
 F = +1.0319712E+03      SIGNIFICANCE OF F = SIGNIFICANT       $\sigma_f = +8.7250126E+01$   
 R = +2.1976177E-01      SIGNIFICANCE OF R = SIGNIFICANT       $S_e = +1.4958272E-02$   
 t = +3.2124309E+01      SIGNIFICANCE OF t = SIGNIFICANT       $S_t = +8.5119265E+01$   
 N = 20336      DEGREES OF FREEDOM = 20336  
 STORAGE CONDITIONS = AMB TEMP/RH      TEST CONDITIONS = 77 DEG F, AMB RH



TENSILE, MODULUS, WING 6 TPH-1011 PROPELLANT AT 0.002 IN/MIN

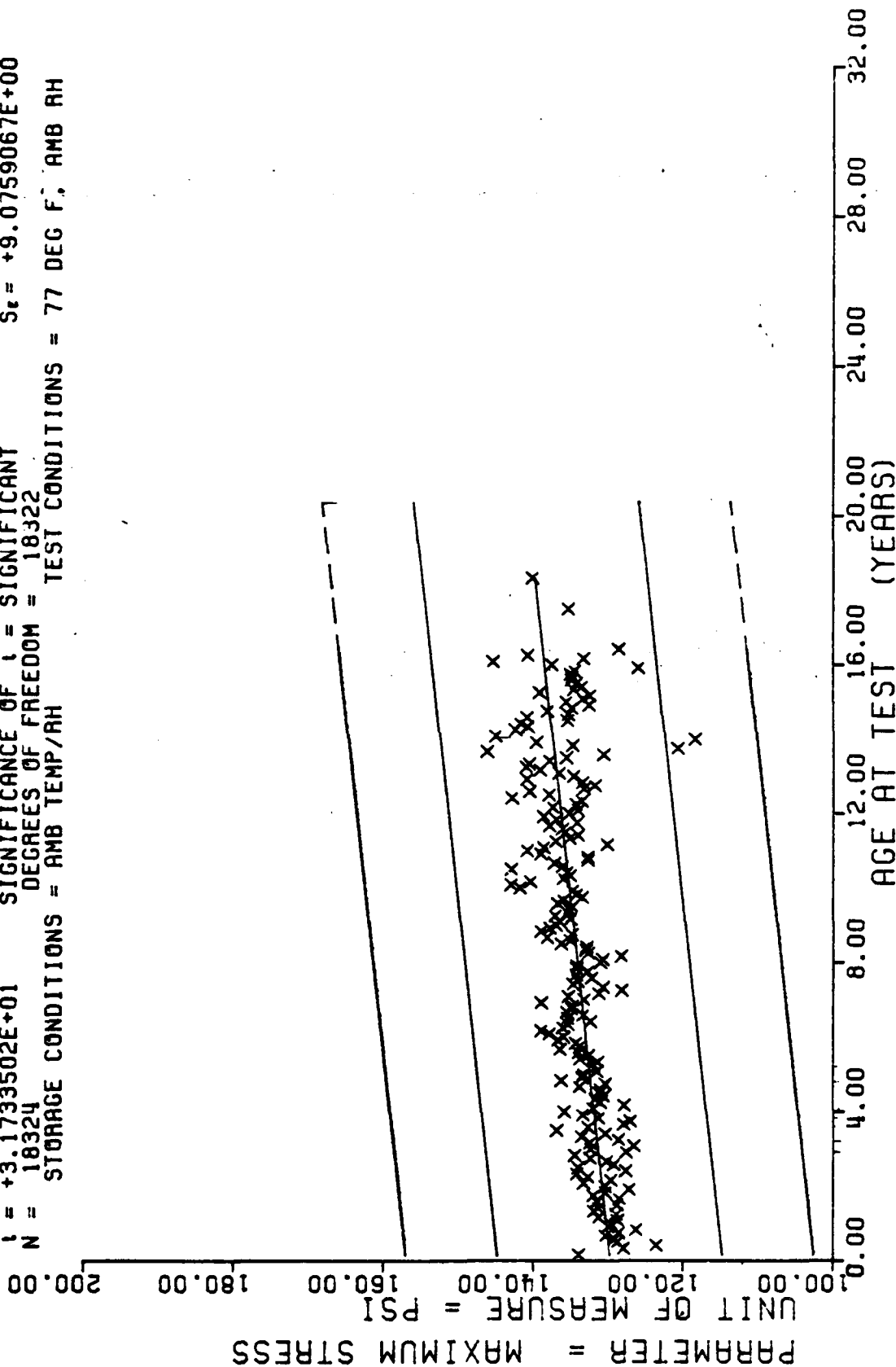
$Y = (( +1.1770064E+02 ) + ( +9.9888051E-03 ) * X)$   
 F = +2.3998129E-01      SIGNIFICANCE OF F = NOT SIGNIFICANT       $\sigma_4 = +7.8533228E+00$   
 R = +3.8579120E-02      SIGNIFICANCE OF R = NOT SIGNIFICANT       $S_0 = +2.0390357E-02$   
 I = +4.8987885E-01      SIGNIFICANCE OF I = NOT SIGNIFICANT       $S_t = +7.8718097E+00$   
 N = 163      DEGREES OF FREEDOM = 161  
 STORAGE CONDITIONS = AMB TEMP/RH      TEST CONDITIONS = 77 DEG F, AMB RH



TENSILE, MAXIMUM STRESS AT 2 IN/MIN, ACRYLIC ACID STUDY

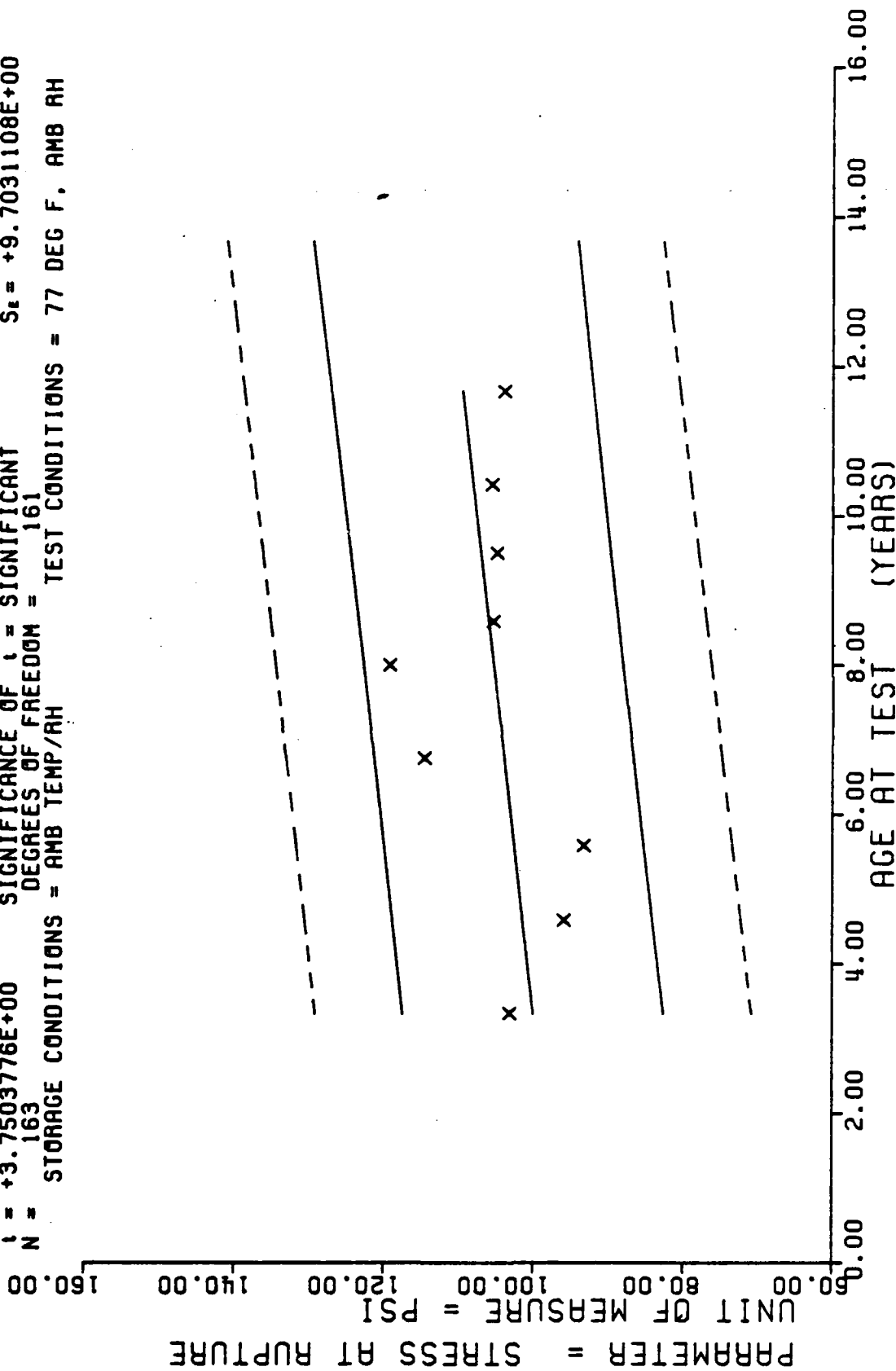
Figure 11

$Y = (( +1.2970804E+02 ) + ( +4.5879069E-02 ) * X)$   
 F = +1.0070152E+03      SIGNIFICANCE OF F = SIGNIFICANT       $\sigma_f = +9.3217316E+00$   
 R = +2.2825124E-01      SIGNIFICANCE OF R = SIGNIFICANT       $S_e = +1.4457612E-03$   
 I = +3.1733502E+01      SIGNIFICANCE OF I = SIGNIFICANT       $S_t = +9.0759067E+00$   
 N = 18324  
 STORAGE CONDITIONS = AMB TEMP/RH      TEST CONDITIONS = 77 DEG F, AMB RH



TENSILE, MAXIMUM STRESS, WING 6 TPH-1011 PROPELLANT AT 2 IN/MIN

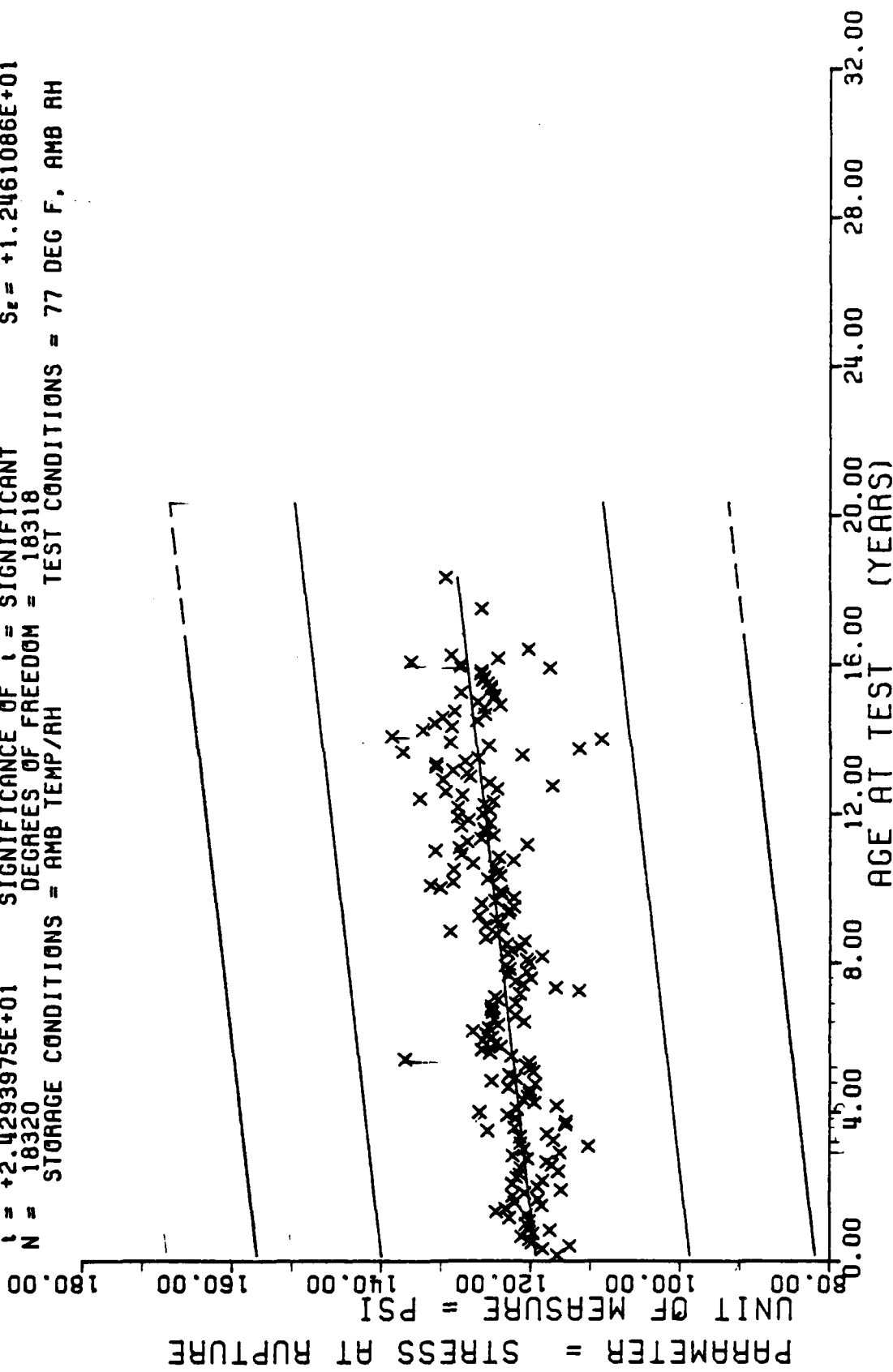
$Y = (( +9.6211471E+01 ) + ( +9.4261913E-02 ) * X)$   
 F = +1.4065332E+01      SIGNIFICANCE OF F = SIGNIFICANT       $\sigma^2 = +1.0086803E+01$   
 R = +2.8344899E-01      SIGNIFICANCE OF R = SIGNIFICANT       $S_e = +2.5133979E-02$   
 t = +3.7503776E+00      SIGNIFICANCE OF t = SIGNIFICANT       $S_e = +9.7031108E+00$   
 N = .163      DEGREES OF FREEDOM = 161  
 STORAGE CONDITIONS = AMB TEMP/RH      TEST CONDITIONS = 77 DEG F, AMB RH



TENSILE. STRESS AT RUPTURE, 2 IN/MIN, ACRYLIC ACID STUDY

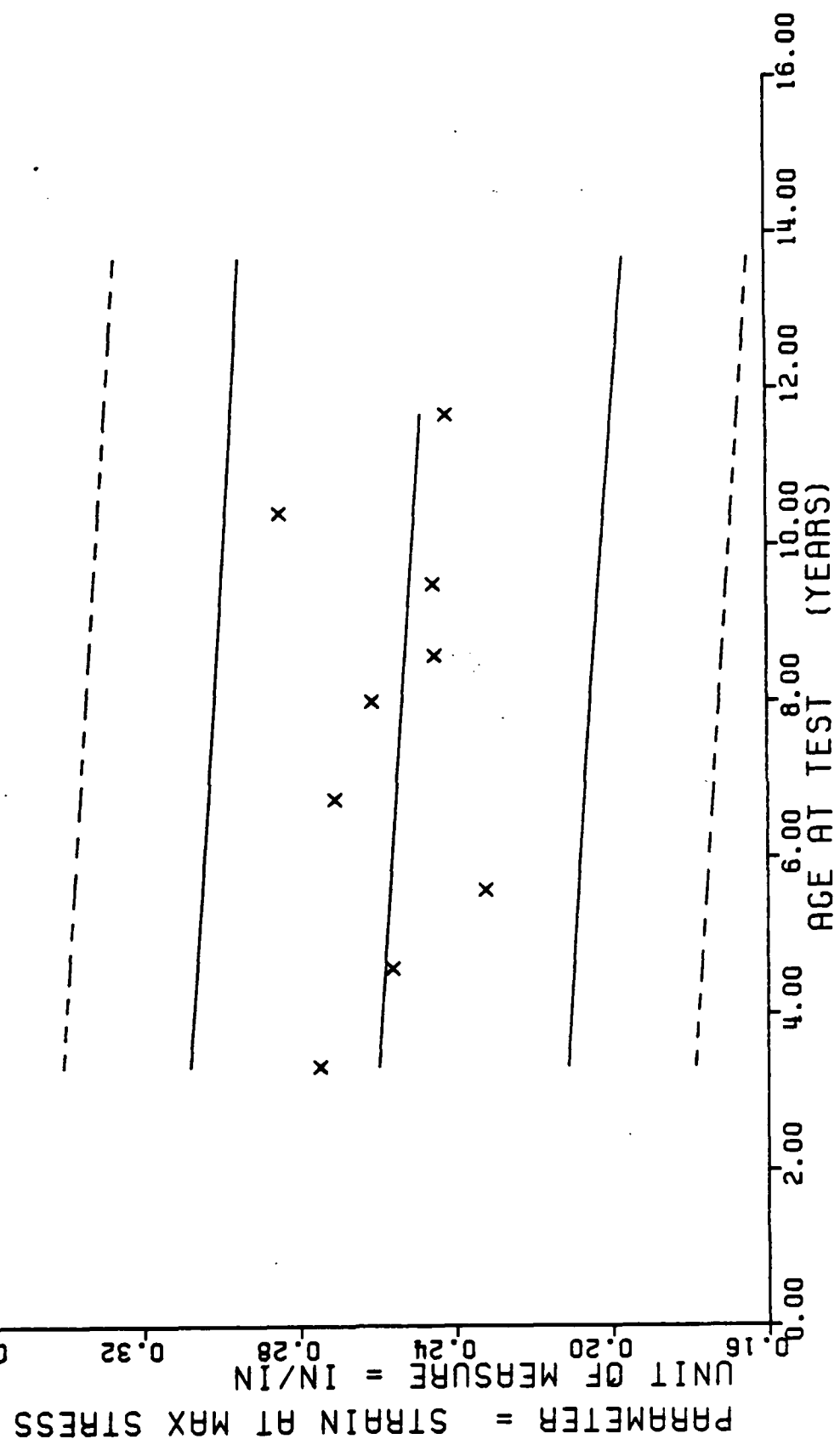
Figure 13

$F = +5.9019725E+02$   
 $R = +1.7667436E-01$   
 $l = +2.4293975E+01$   
 $N = 18320$   
 $Y = (( +1.1925965E+02 ) + ( +4.8230779E-02 ) * X)$   
 SIGNIFICANCE OF F = SIGNIFICANT  
 SIGNIFICANCE OF R = SIGNIFICANT  
 SIGNIFICANCE OF l = SIGNIFICANT  
 DEGREES OF FREEDOM = 18318  
 STORAGE CONDITIONS = AMB TEMP/AH  
 TEST CONDITIONS = 77 DEG F, AMB RH  
 $\sigma_f = +1.2659894E+01$   
 $S_p = +1.9852979E-03$   
 $S_e = +1.2461086E+01$



TENSILE, STRESS AT RUPTURE, WING 6 TPH-1011 PROPELLANT AT 2 IN/MIN

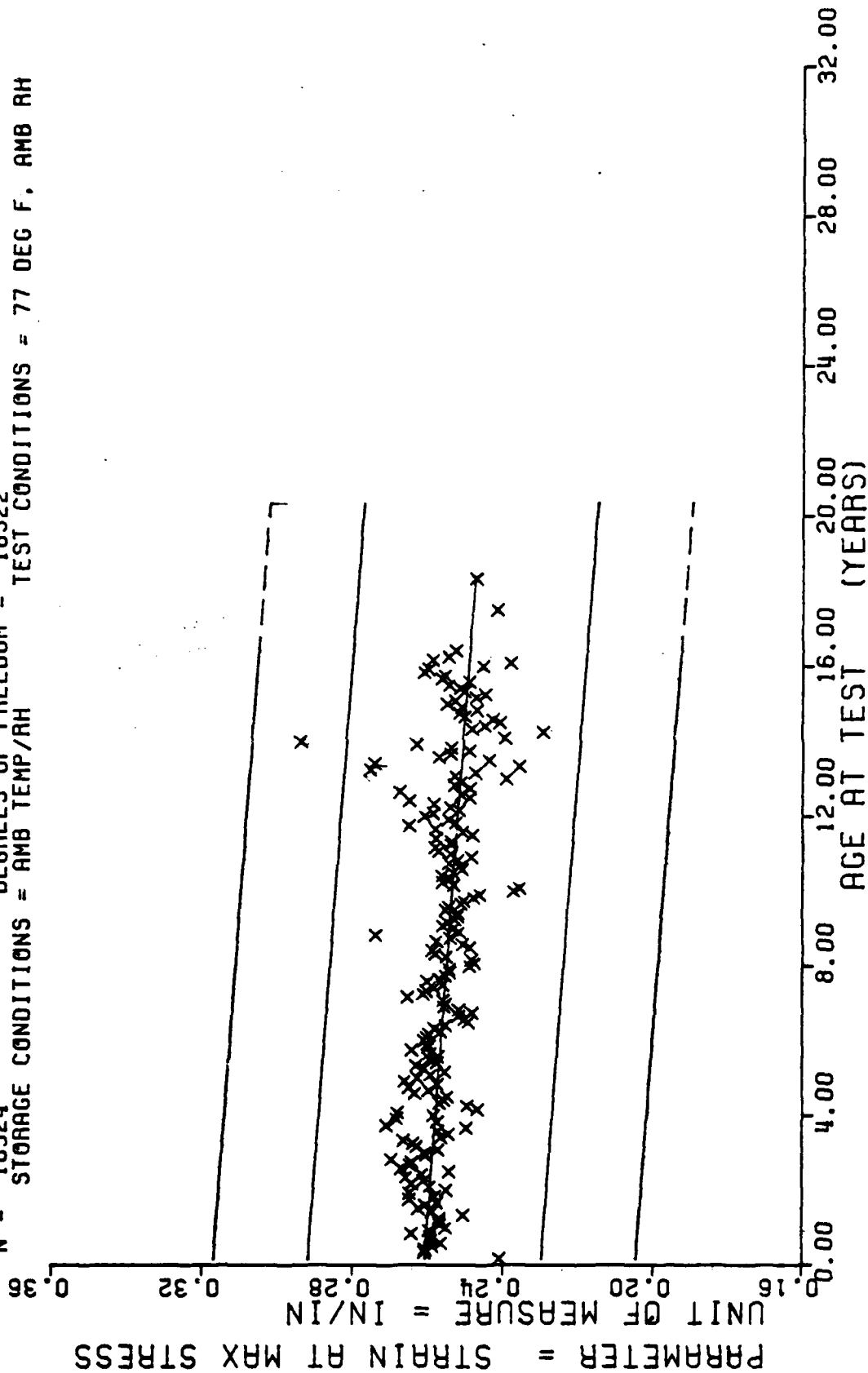
$Y = (( +2.6401103E-01 ) + ( -1.1369396E-04 ) * X )$   
 F = +2.6567317E+00 SIGNIFICANCE OF F = NOT SIGNIFICANT  $\sigma_f = +2.7065916E-02$   
 R = -1.2741099E-01 SIGNIFICANCE OF R = NOT SIGNIFICANT  $S_o = +6.9753108E-05$   
 t = +1.6299484E+00 SIGNIFICANCE OF t = NOT SIGNIFICANT  $S_e = +2.6928570E-02$   
 N = 163 DEGREES OF FREEDOM = 161  
 STORAGE CONDITIONS = AMB TEMP/AH TEST CONDITIONS = 77 DEG F. AMB RH



TENSILE, STRAIN AT MAX STRESS, 2 IN/IN, ACRYLIC ACID STUDY

Figure 15

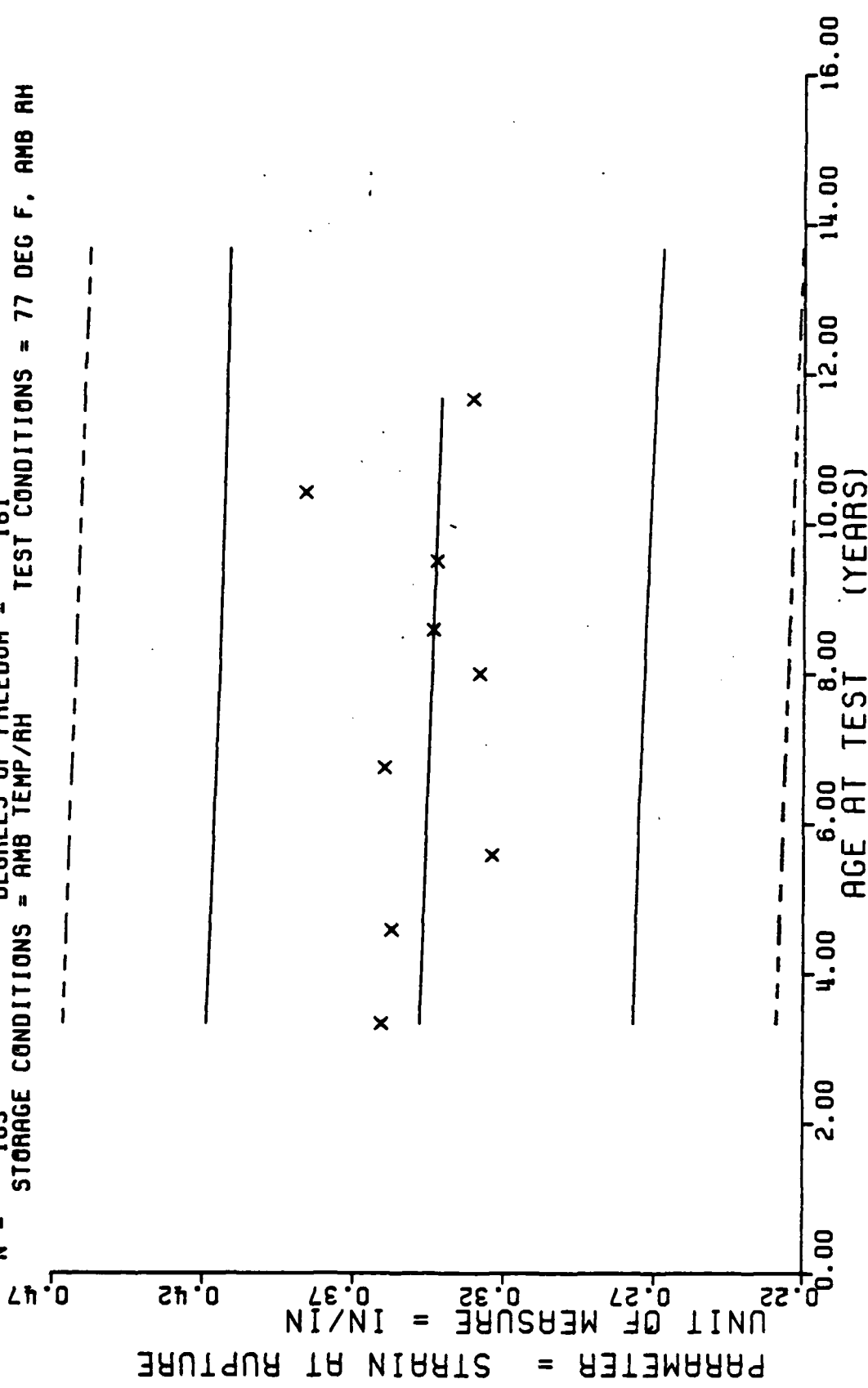
$Y = (( +2.6096876E-01 ) + ( -6.2431973E-05 ) * X)$   
 F = +4.3814147E+02      SIGNIFICANCE OF F = SIGNIFICANT  
 R = -1.5282314E-01      SIGNIFICANCE OF R = SIGNIFICANT  
 t = +2.0931829E+01      SIGNIFICANCE OF t = SIGNIFICANT  
 N = 18324                  DEGREES OF FREEDOM = 18322  
 STORAGE CONDITIONS = AMB TEMP/RH      TEST CONDITIONS = 77 DEG F, AMB RH



TENSILE, STRAIN AT MAXIMUM STRESS, WING 6 TPH-1011 PROPELLANT AT 2 IN/MIN

Figure 16

$Y = (( +3.5060321E-01 ) + ( -7.0312022E-05 ) * X)$   
 F = +4.7243582E-01      SIGNIFICANCE OF F = NOT SIGNIFICANT       $\sigma^2 = +3.9427533E-02$   
 R = -5.4090651E-02      SIGNIFICANCE OF R = NOT SIGNIFICANT       $S_e = +1.0229588E-04$   
 t = +6.8733967E-01      SIGNIFICANCE OF t = NOT SIGNIFICANT       $S_e = +3.9491889E-02$   
 N = 163      DEGREES OF FREEDOM = 161  
 STORAGE CONDITIONS = AMB TEMP/AH      TEST CONDITIONS = 77 DEG F, AMB RH

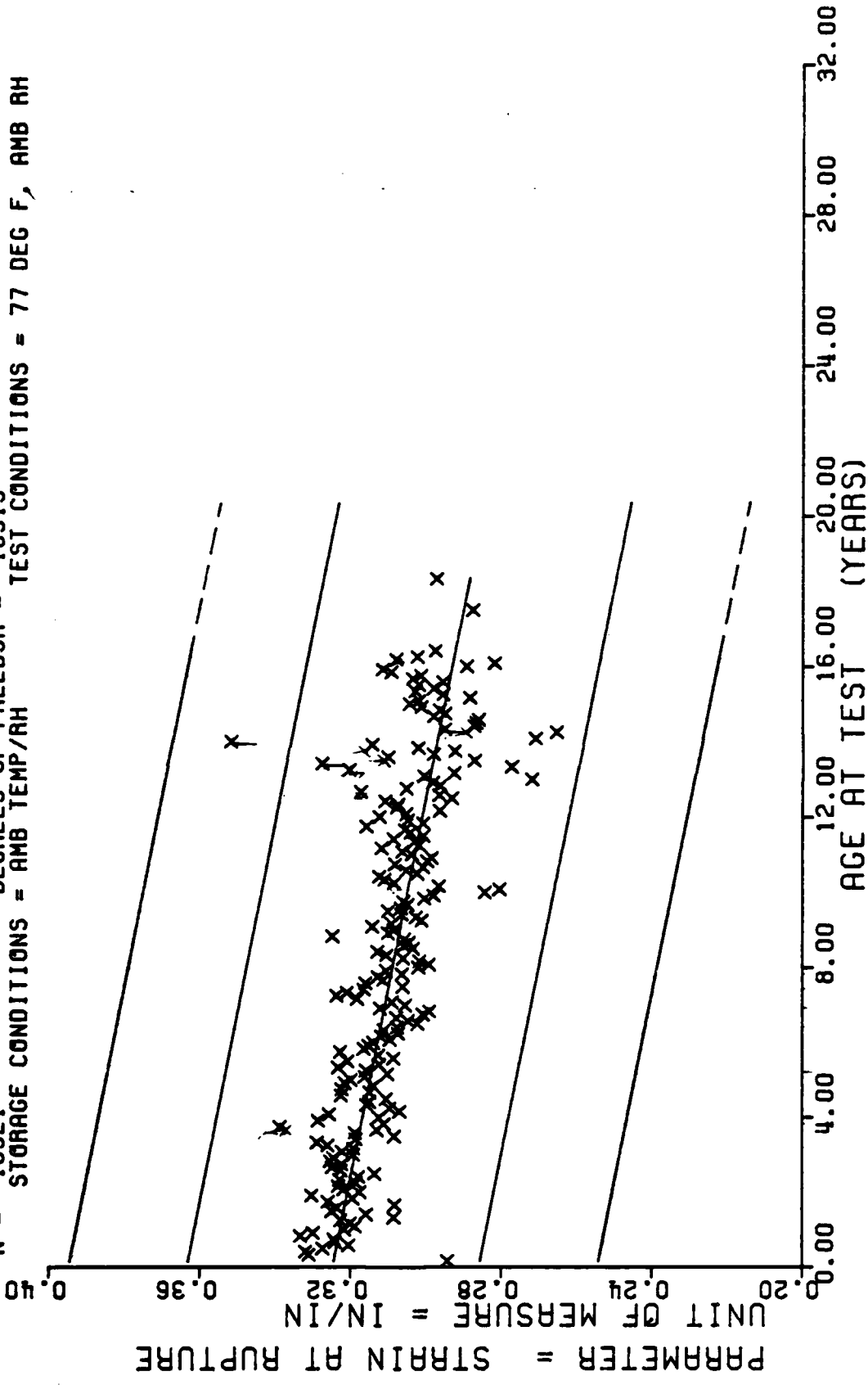


TENSILE, STRAIN AT RUPTURE, 2 IN/MIN, ACRYLIC ACID STUDY

Figure 17

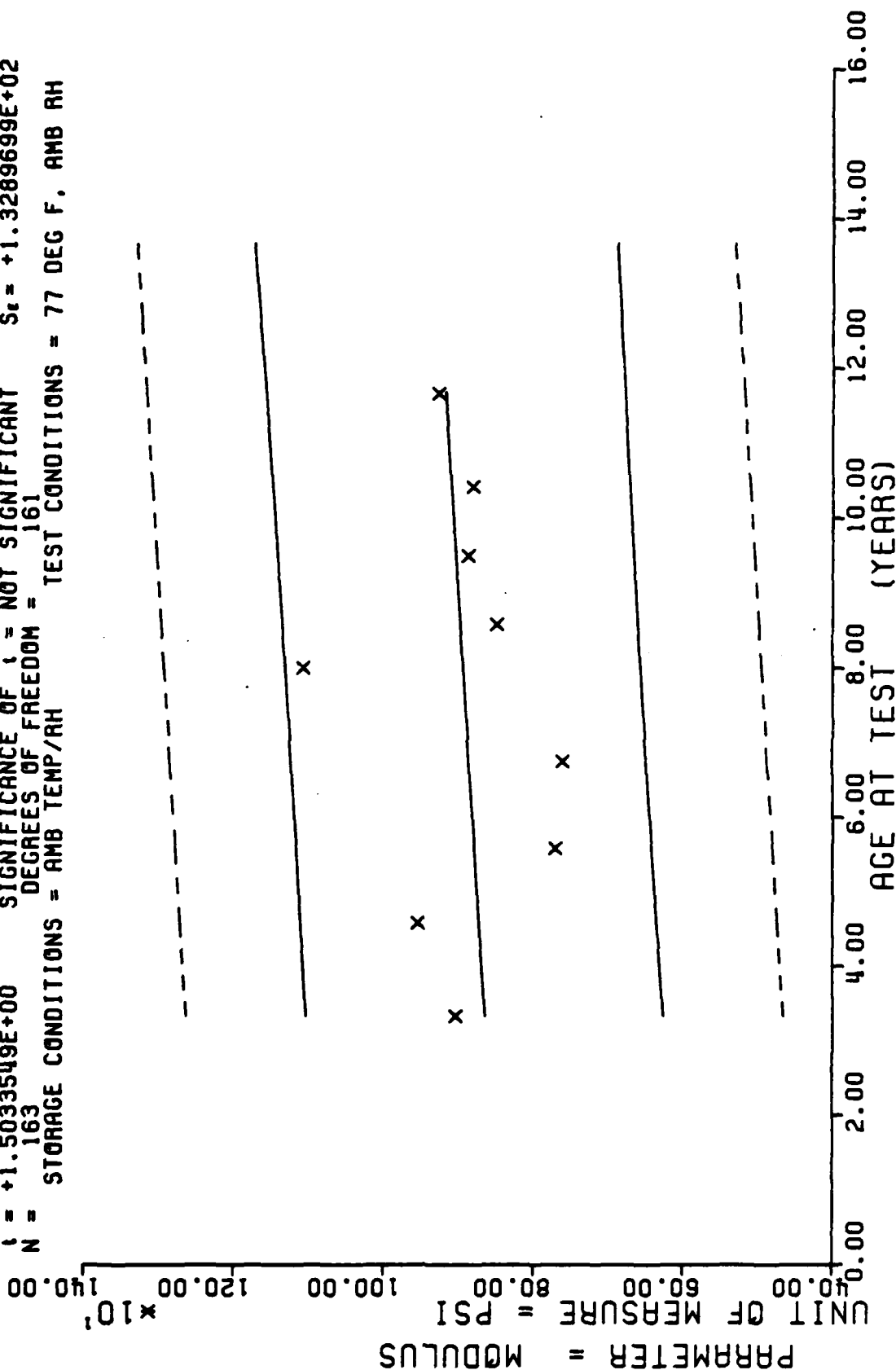


$Y = (( +3.2468872E-01 ) + ( -1.6548834E-04 ) * X)$   
 F = +1.9748298E+03      SIGNIFICANCE OF F = SIGNIFICANT       $\sigma_f = +2.4600960E-02$   
 R = -3.1194845E-01      SIGNIFICANCE OF R = SIGNIFICANT       $S_b = +3.7239391E-06$   
 t = +4.4439057E+01      SIGNIFICANCE OF t = SIGNIFICANT       $S_r = +2.3373986E-02$   
 N = 18321      DEGREES OF FREEDOM = 18319  
 STORAGE CONDITIONS = AMB TEMP/AH      TEST CONDITIONS = 77 DEG F, AMB RH



TENSILE, STRAIN AT RUPTURE, WING 6 TPH-1011 PROPELLANT AT 2 IN/MIN

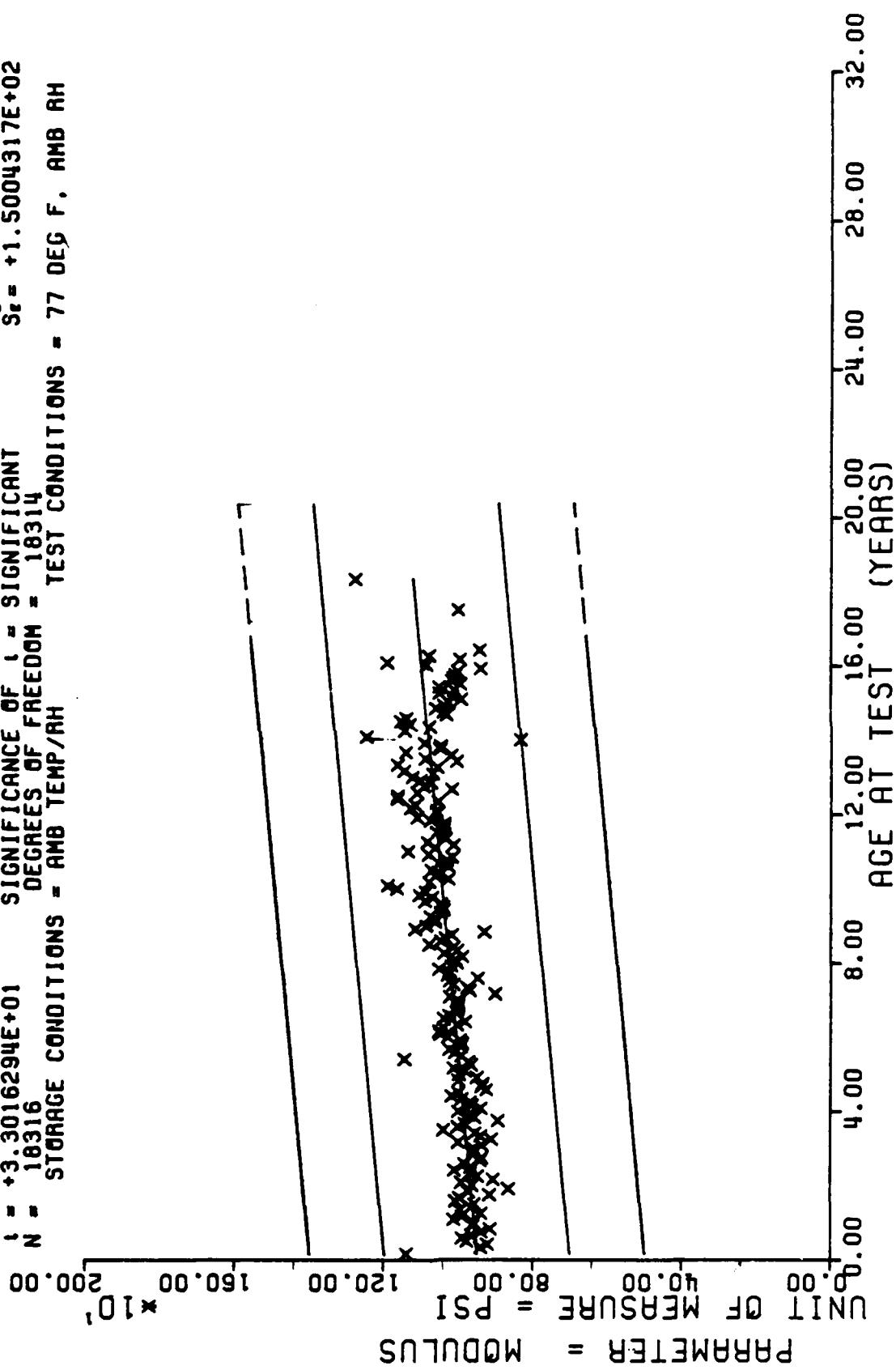
$Y = (( +8.4388451E+02 ) + ( +5.1751978E-01 ) * X)$   
 SIGNIFICANCE OF F = NOT SIGNIFICANT  $\sigma_1 = +1.3341284E+02$   
 SIGNIFICANCE OF R = NOT SIGNIFICANT  $S_0 = +3.4424324E-01$   
 SIGNIFICANCE OF t = NOT SIGNIFICANT  $S_t = +1.3289699E+02$   
 N = 163 DEGREES OF FREEDOM = 161  
 STORAGE CONDITIONS = AMB TEMP/RH TEST CONDITIONS = 77 DEG F, AMB RH



TENSILE, MODULUS AT 2 IN/MIN, ACRYLIC ACID STUDY

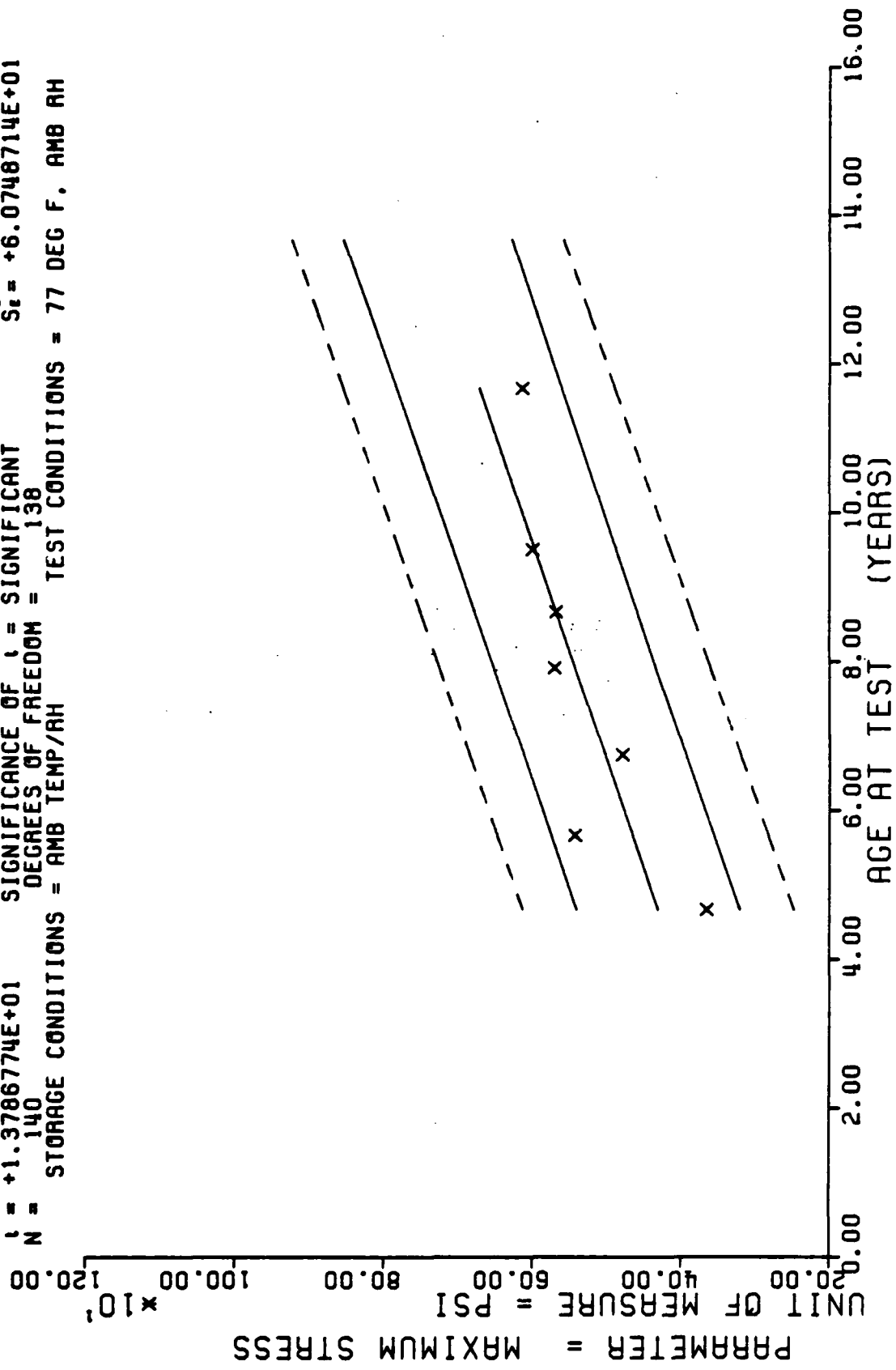
Figure 19

$Y = (( +9.4776972E+02 ) + ( +7.8913297E-01 ) * X)$   
 F = +1.0900757E+03      SIGNIFICANCE OF F = SIGNIFICANT       $\sigma = +1.5443981E+02$   
 R = +2.3701828E-01      SIGNIFICANCE OF R = SIGNIFICANT       $S_e = +2.3901318E-02$   
 t = +3.3016294E+01      SIGNIFICANCE OF t = SIGNIFICANT       $S_e = +1.5004317E+02$   
 N = 18316      DEGREES OF FREEDOM = 18314  
 STORAGE CONDITIONS = AMB TEMP/AH      TEST CONDITIONS = 77 DEG F, AMB RH



TENSILE, MODULUS, MING 6 TPH-1011 PROPELLANT AT 2 IN/MIN

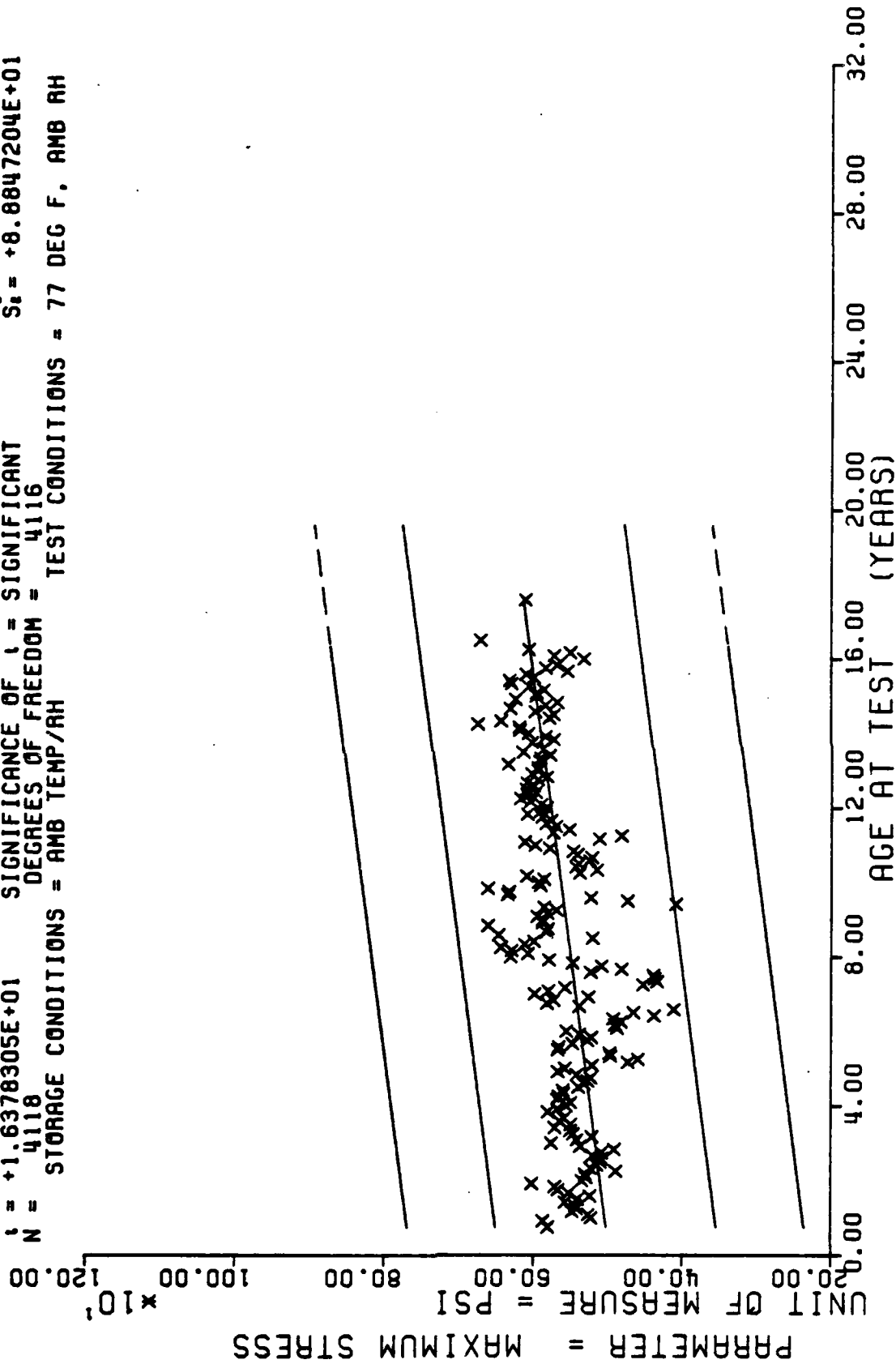
$Y = (( +2.7089868E+02 ) + ( +2.8559667E+00 ) * X)$   
 F = +1.9007516E+02      SIGNIFICANCE OF F = SIGNIFICANT       $\sigma_1 = +9.3328947E+01$   
 R = +7.6116009E-01      SIGNIFICANCE OF R = SIGNIFICANT       $S_1 = +2.0715263E-01$   
 t = +1.3786774E+01      SIGNIFICANCE OF t = SIGNIFICANT       $S_2 = +6.0748714E+01$   
 N = 140      DEGREES OF FREEDOM = 138  
 STORAGE CONDITIONS = AMB TEMP/AH      TEST CONDITIONS = 77 DEG F, AMB RH



HYDROSTATIC TENSILE, MAXIMUM STRESS, 800 PSI, 1750 IN/MIN, ACRYLIC ACID STUDY

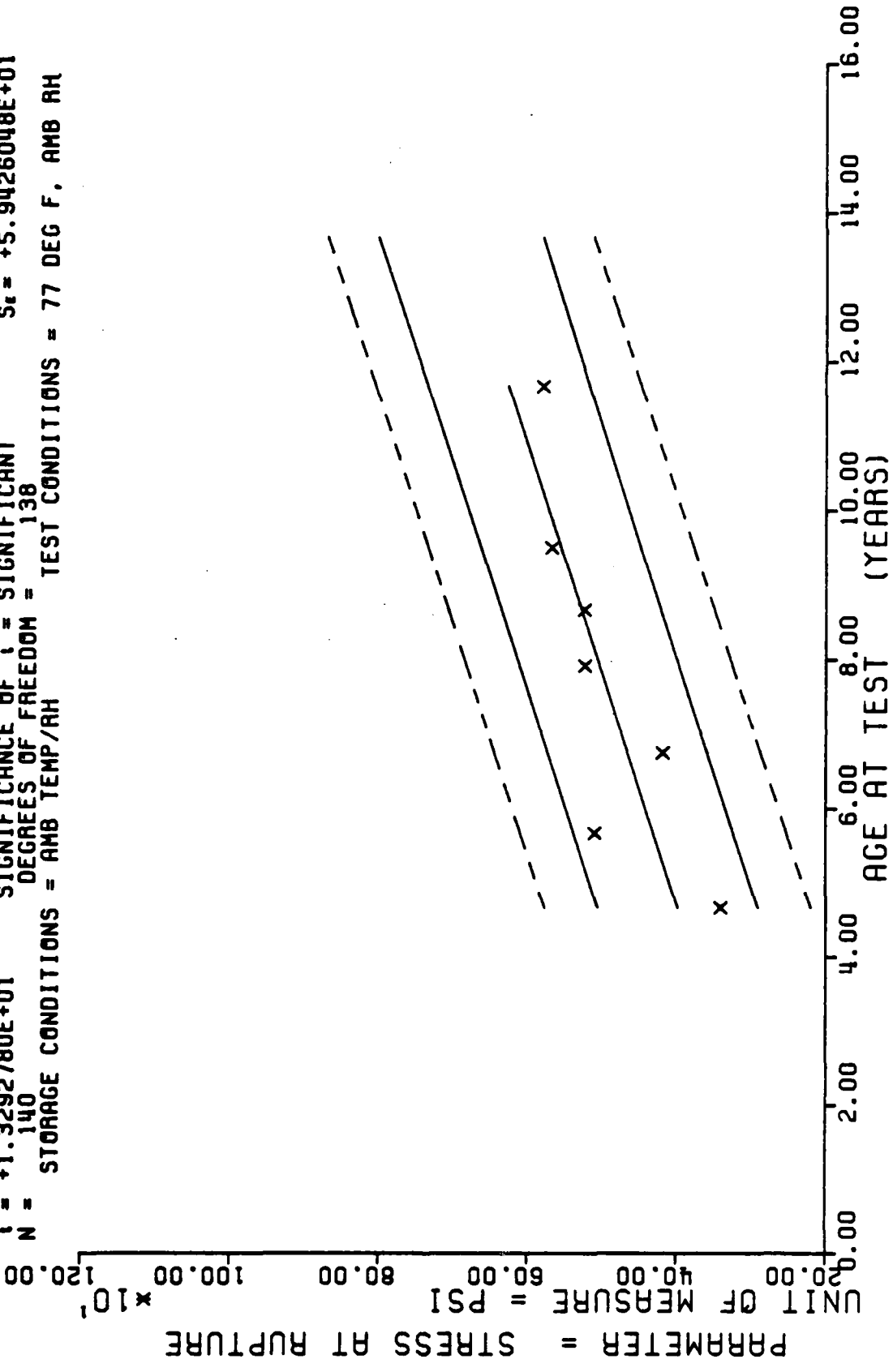
Figure 21

$Y = (( +4.9723848E+02 ) + ( +5.5146835E-01 ) * X)$   
 F = +2.6824888E+02      SIGNIFICANCE OF F = SIGNIFICANT       $S_e = +9.1685558E+01$   
 R = +2.4735538E-01      SIGNIFICANCE OF R = SIGNIFICANT       $S_b = +3.3670659E-02$   
 t = +1.6378305E+01      SIGNIFICANCE OF t = SIGNIFICANT       $S_c = +8.8847204E+01$   
 N = 4118      DEGREES OF FREEDOM = 4116  
 STORAGE CONDITIONS = AMB TEMP/AH      TEST CONDITIONS = 77 DEG F. AMB RH



HYDROSTATIC TENSILE, MAXIMUM STRESS, WING 6 TP-H1011, 1750 IN/MIN, 800 PSI

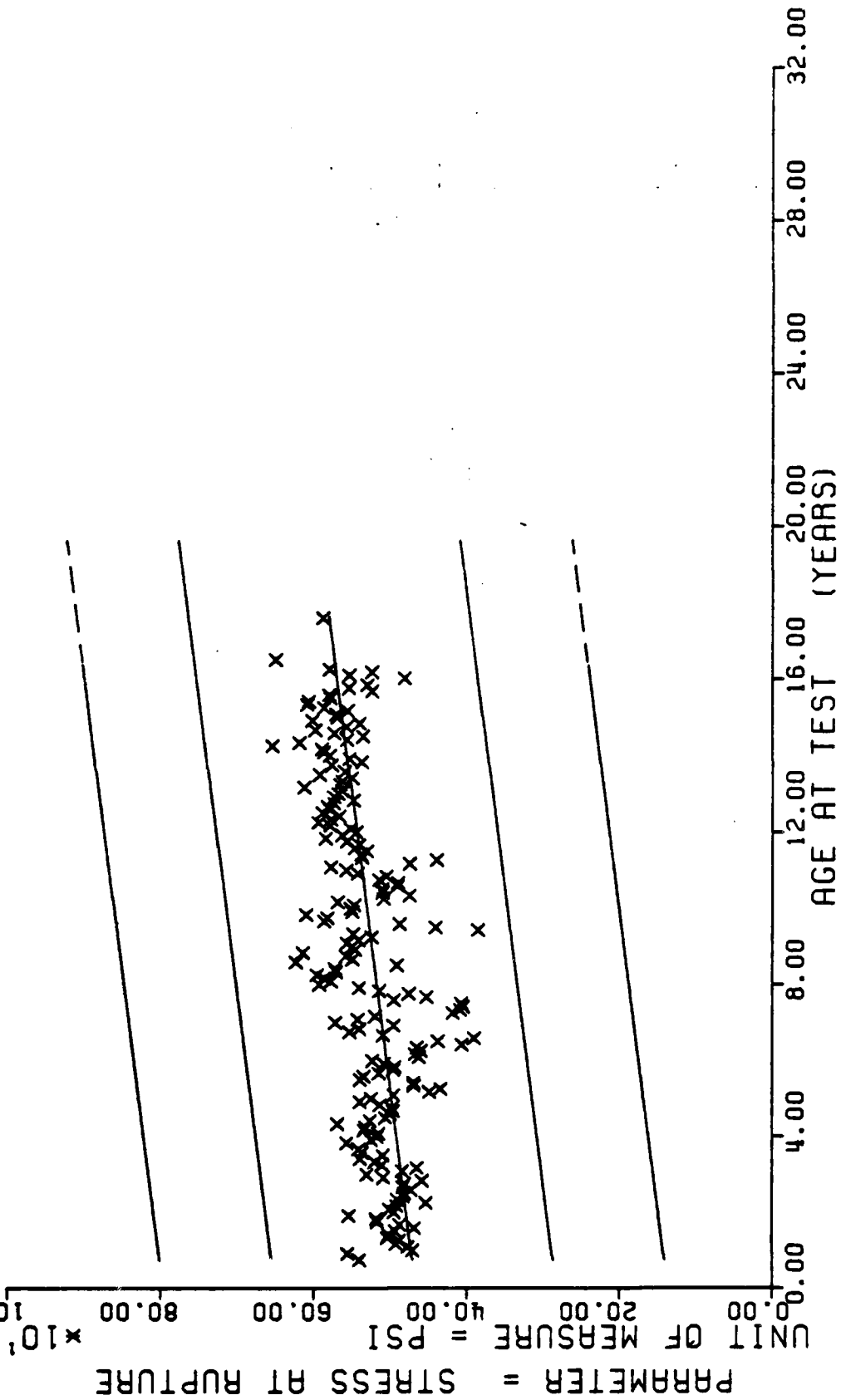
$Y = (( +2.4764149E+02 ) + ( +2.6936803E+00 ) * X)$   
 F = +1.7669800E+02      SIGNIFICANCE OF F = SIGNIFICANT       $\sigma_f = +8.9416249E+01$   
 R = +7.4932259E-01      SIGNIFICANCE OF R = SIGNIFICANT       $S_e = +2.0264235E-01$   
 t = +1.3292780E+01      SIGNIFICANCE OF t = SIGNIFICANT       $S_t = +5.9426048E+01$   
 N = 140      DEGREES OF FREEDOM = 138  
 STORAGE CONDITIONS = AMB TEMP/RH      TEST CONDITIONS = 77 DEG F, AMB RH



HYDRO TENSILE, STRESS AT RUPTURE, 800 PSI, 1750 IN/MIN, ACRYLIC ACID STUDY

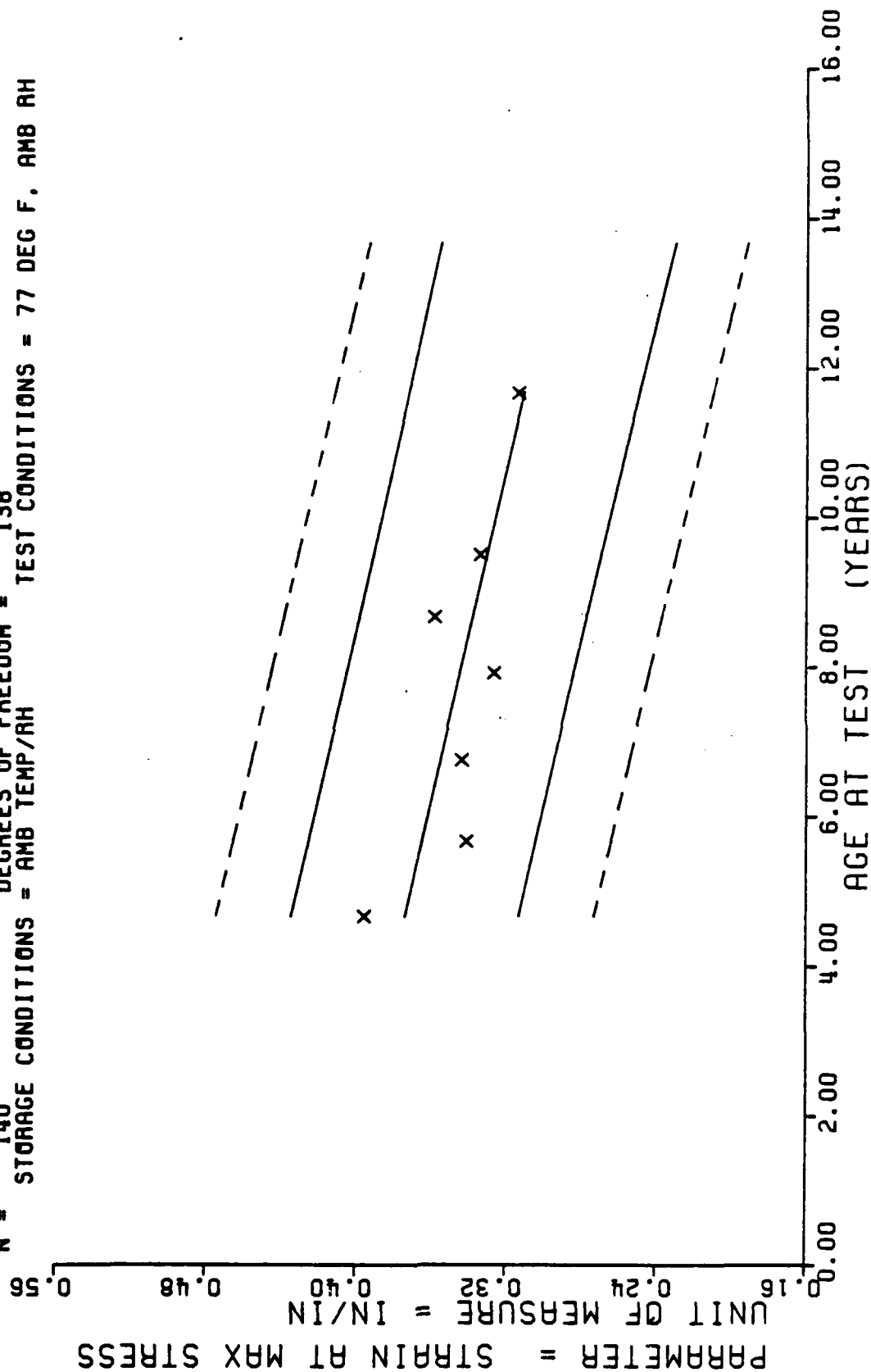
Figure 23

$Y = (( +4.6603779E+02 ) + ( +5.3257229E-01 ) \times X)$   
 F = +1.6332724E+02      SIGNIFICANCE OF F = SIGNIFICANT  
 R = +1.9536266E-01      SIGNIFICANCE OF R = SIGNIFICANT  
 t = +1.2779954E+01      SIGNIFICANCE OF t = SIGNIFICANT  
 N = 4118                      DEGREES OF FREEDOM = 4116  
 STORAGE CONDITIONS = AMB TEMP/AH      TEST CONDITIONS = 77 DEG F, AMB AH



HYDROSTATIC TENSILE, STRESS AT RUPTURE, WING 6 TP-H1011, 1750 IN/MIN, 800 PSI

$Y = (( +4.1579466E-01 ) + ( -7.5420586E-04 ) * X)$   
 SIGNIFICANCE OF F = SIGNIFICANT  
 SIGNIFICANCE OF R = SIGNIFICANT  
 SIGNIFICANCE OF t = SIGNIFICANT  
 DEGREES OF FREEDOM = 138  
 STORAGE CONDITIONS = AMB TEMP/AH  
 TEST CONDITIONS = 77 DEG F, AMB AH  
 F = +4.3491065E+01  
 R = -4.8952220E-01  
 t = +6.5947756E+00  
 N = 140

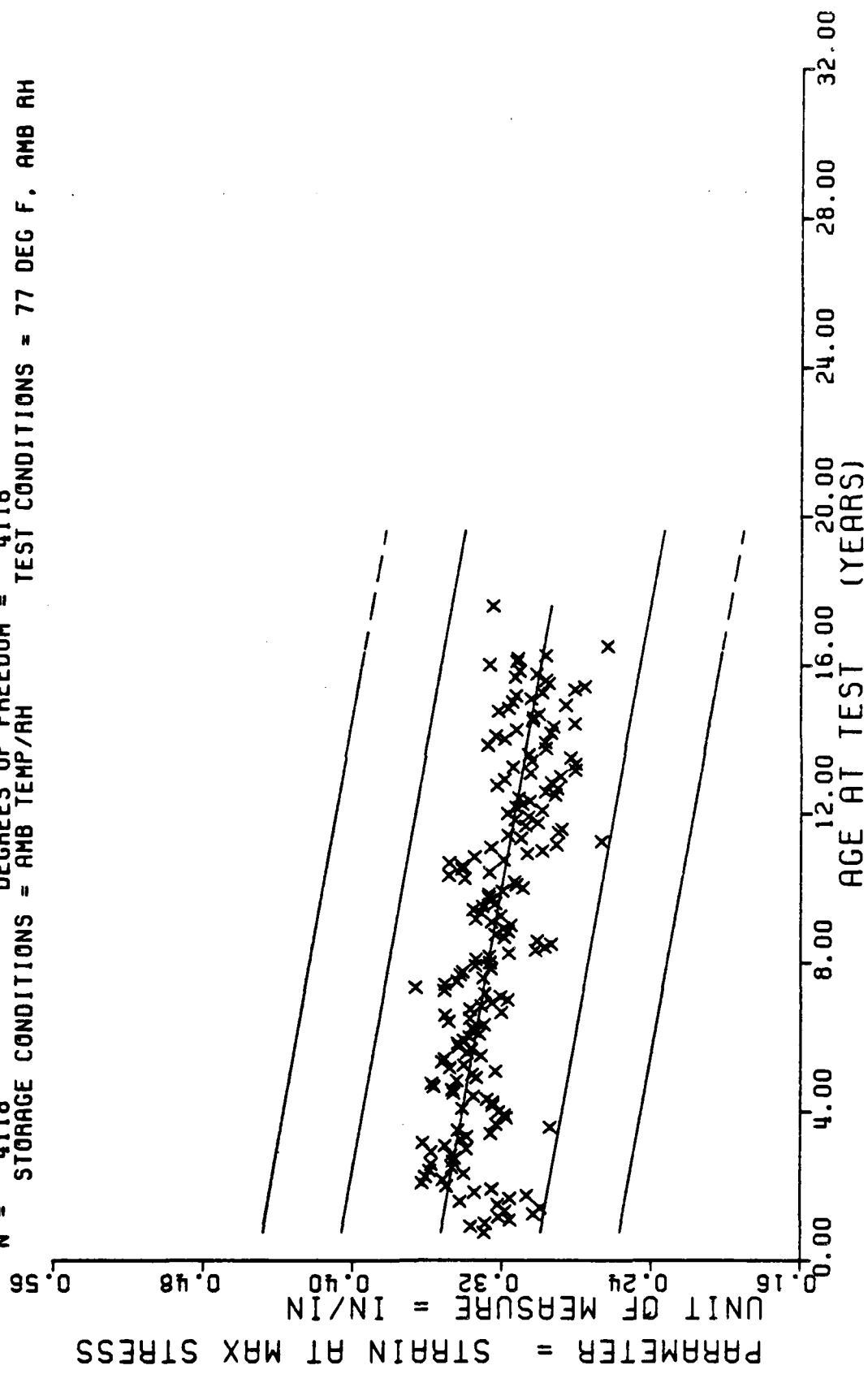


HYDRO TENSILE, STRAIN AT MAX STRESS, 800 PSI, 1750 IN/MIN, ACRYLIC ACID STUDY

Figure 25



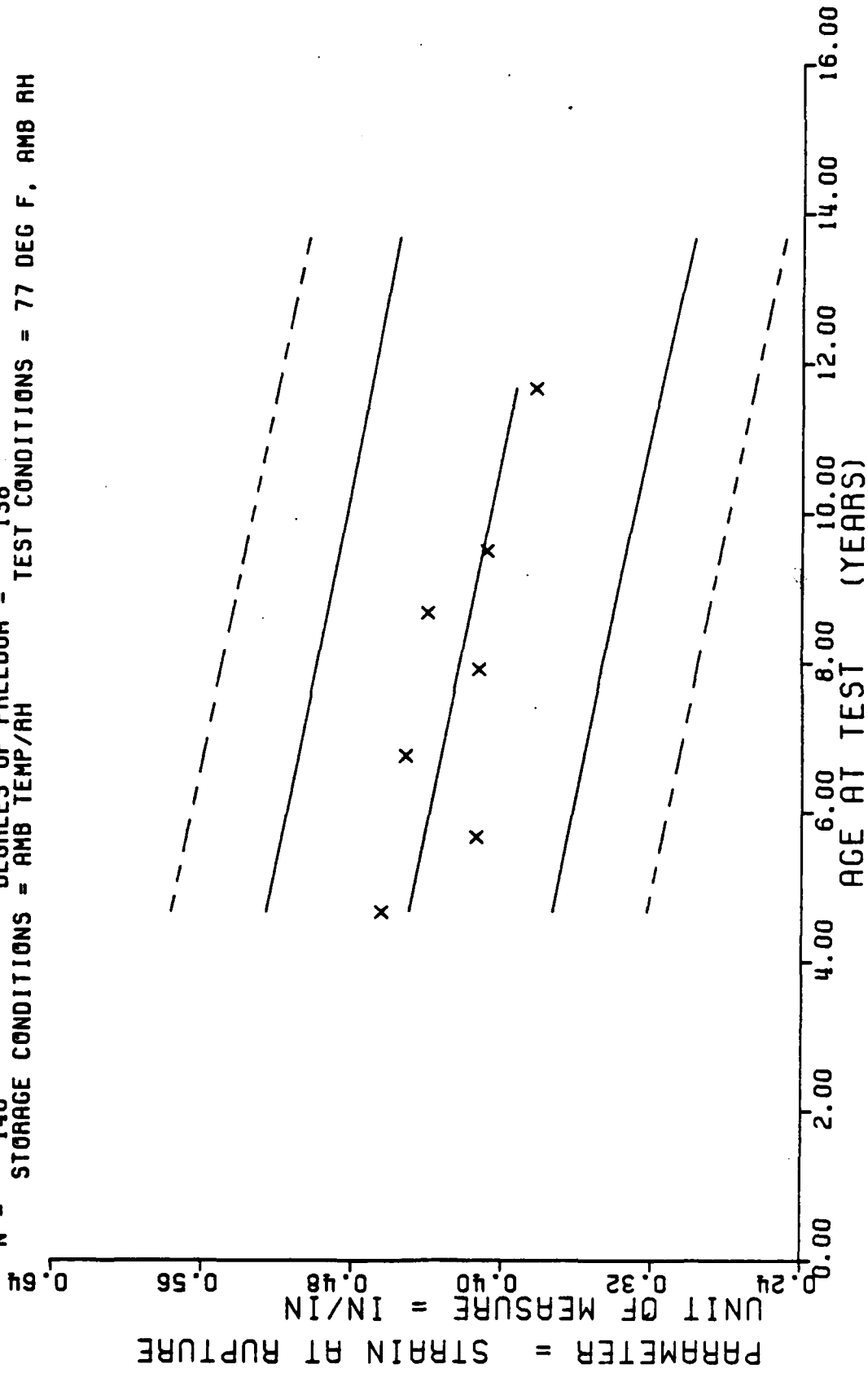
$Y = (( +3.5527198E-01 ) + ( -2.9197686E-04 ) * X)$   
 F = +5.8444478E+02      SIGNIFICANCE OF F = SIGNIFICANT       $\sigma_f = +3.4052412E-02$   
 R = -3.5261620E-01      SIGNIFICANCE OF R = SIGNIFICANT       $S_e = +1.2077490E-05$   
 t = +2.4175292E+01      SIGNIFICANCE OF t = SIGNIFICANT       $S_e = +3.1869029E-02$   
 N = 4118      DEGREES OF FREEDOM = 4116  
 STORAGE CONDITIONS = AMB TEMP/AH      TEST CONDITIONS = 77 DEG F, AMB RH



HYDRO TENSILE, STRAIN AT MAX STRESS, WING 6 TP-H1011, 1750 IN/MIN, 800 PSI

Figure 26

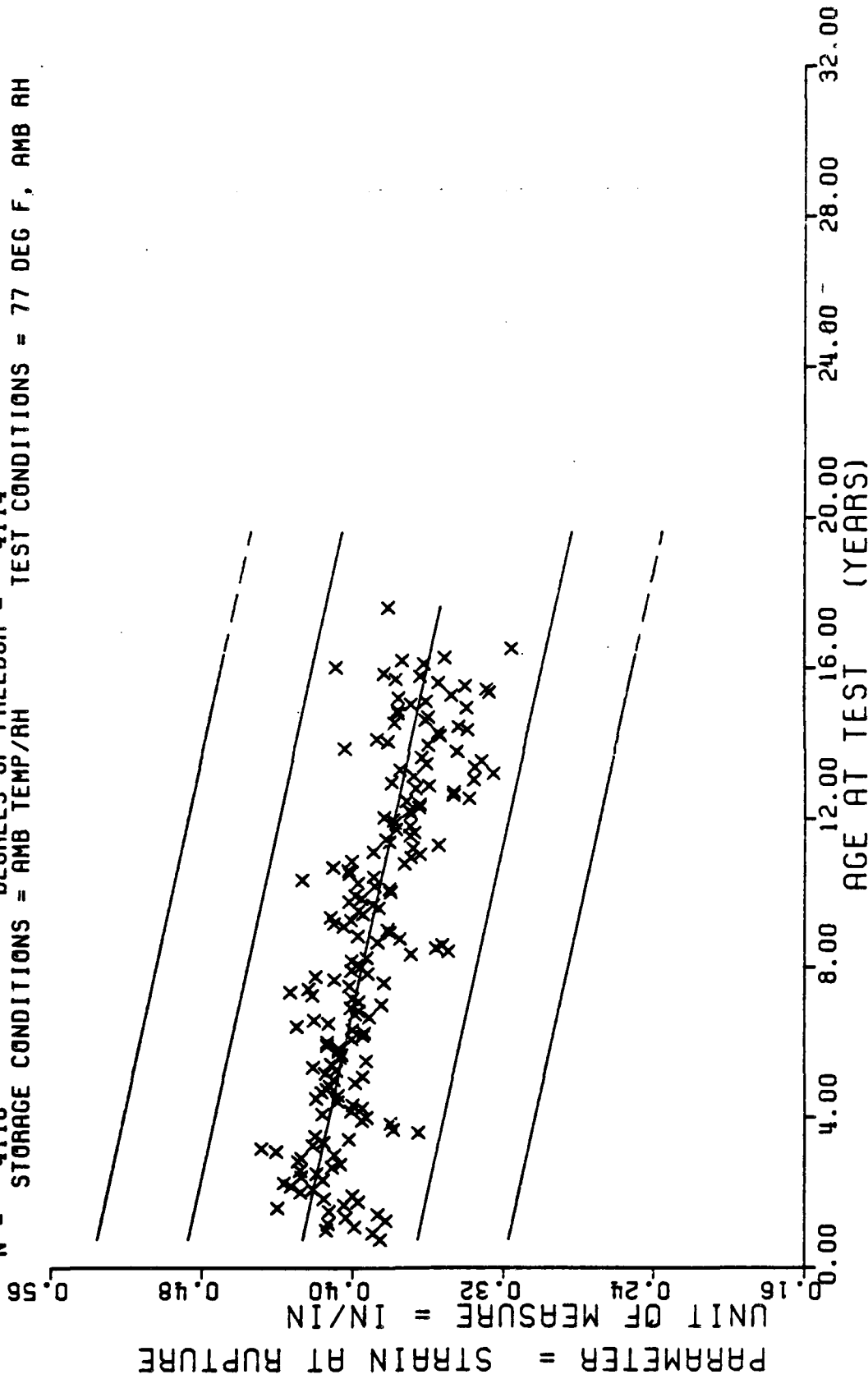
$Y = (( +4.8742496E-01 ) + ( -6.7697922E-04 ) * X)$   
 F = +2.2011929E+01      SIGNIFICANCE OF F = SIGNIFICANT       $G_f = +4.5400611E-02$   
 R = -3.7089661E-01      SIGNIFICANCE OF R = SIGNIFICANT       $S_p = +1.4429334E-04$   
 t = +4.6916872E+00      SIGNIFICANCE OF t = SIGNIFICANT       $S_e = +4.2314860E-02$   
 N = 140      DEGREES OF FREEDOM = 138  
 STORAGE CONDITIONS = AMB TEMP/AH      TEST CONDITIONS = 77 DEG F, AMB RH



HYDRO TENSILE, STRAIN AT RUPTURE, 800 PSI, 1750 IN/MIN, ACRYLIC ACID STUDY

Figure 27

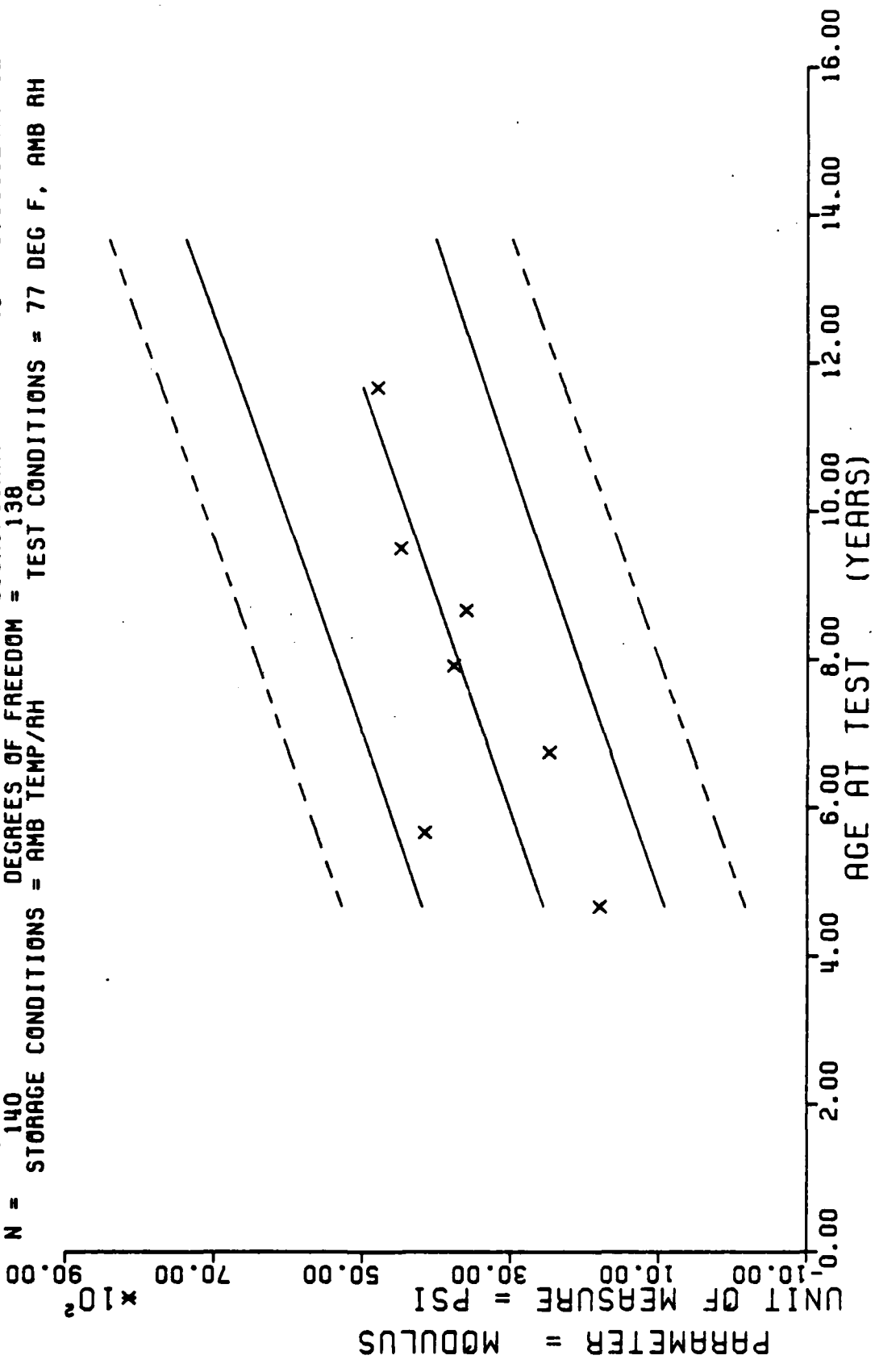
$Y = (( +4.2966568E-01 ) + ( -3.6195597E-04 ) * X)$   
 F = +6.8931742E+02      SIGNIFICANCE OF F = SIGNIFICANT  
 R = -3.7882530E-01      SIGNIFICANCE OF R = SIGNIFICANT  
 t = +2.6254855E+01      SIGNIFICANCE OF t = SIGNIFICANT  
 N = 4116                  DEGREES OF FREEDOM = 4114  
 STORAGE CONDITIONS = AMB TEMP/RH      TEST CONDITIONS = 77 DEG F, AMB RH



HYDROSTATIC TENSILE, STRAIN AT RUPTURE, WING 6 TP-H1011, 1750 IN/MIN, 800 PSI

Figure 28

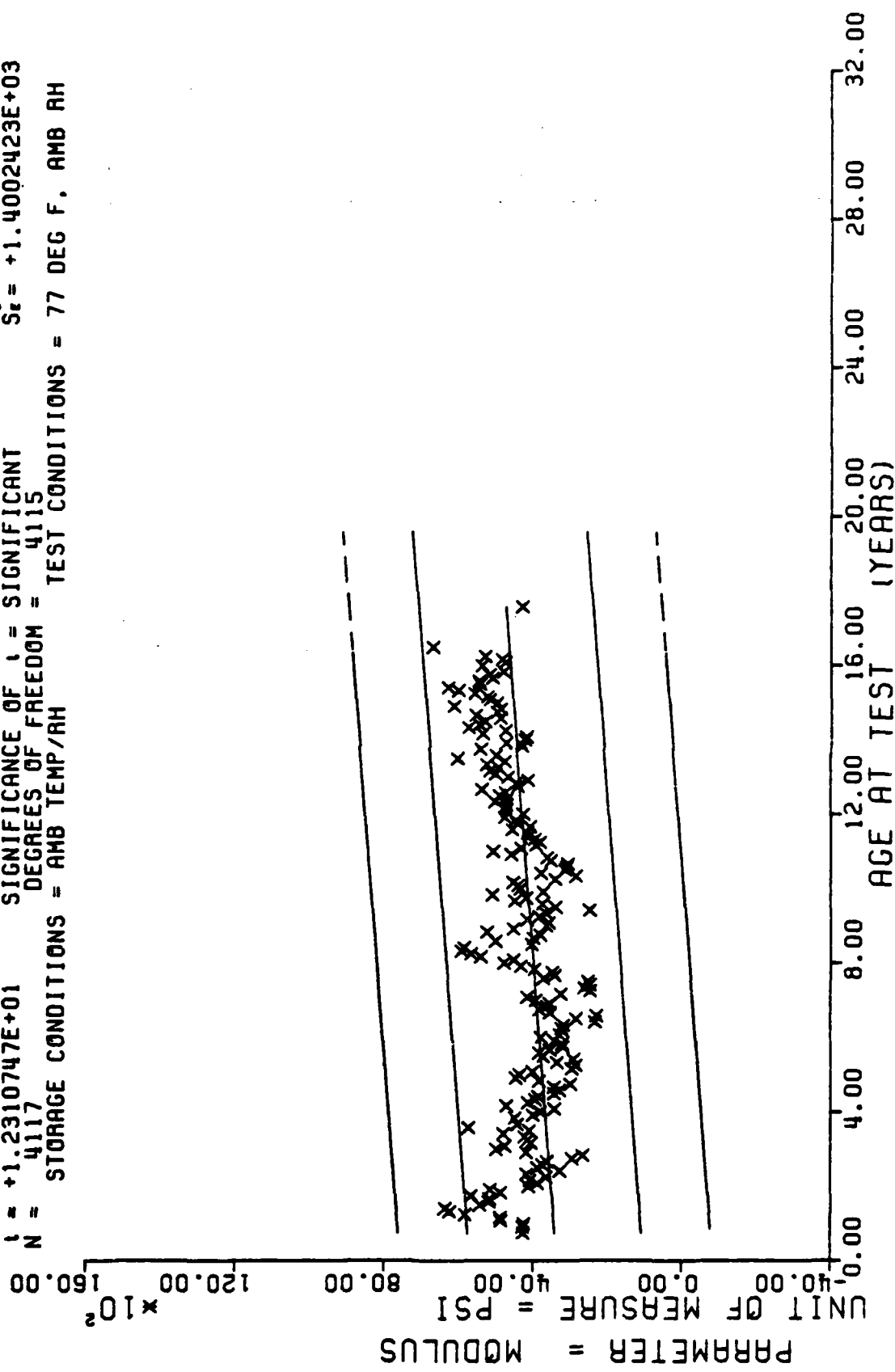
$Y = (( +9.3203031E+02 ) + ( +2.8996471E+01 ) * X)$   
 F = +8.8264914E+01      SIGNIFICANCE OF F = SIGNIFICANT       $\sigma_f = +1.1547791E+03$   
 R = +6.2457621E-01      SIGNIFICANCE OF R = SIGNIFICANT       $S_e = +3.0863921E+00$   
 t = +9.3949408E+00      SIGNIFICANCE OF t = SIGNIFICANT       $S_t = +9.0510242E+02$   
 N = 140      DEGREES OF FREEDOM = 138  
 STORAGE CONDITIONS = AMB TEMP/AH      TEST CONDITIONS = 77 DEG F, AMB RH



HYDROSTATIC TENSILE, MODULUS, 800 PSI, 1750 IN/MIN, ACRYLIC ACID STUDY

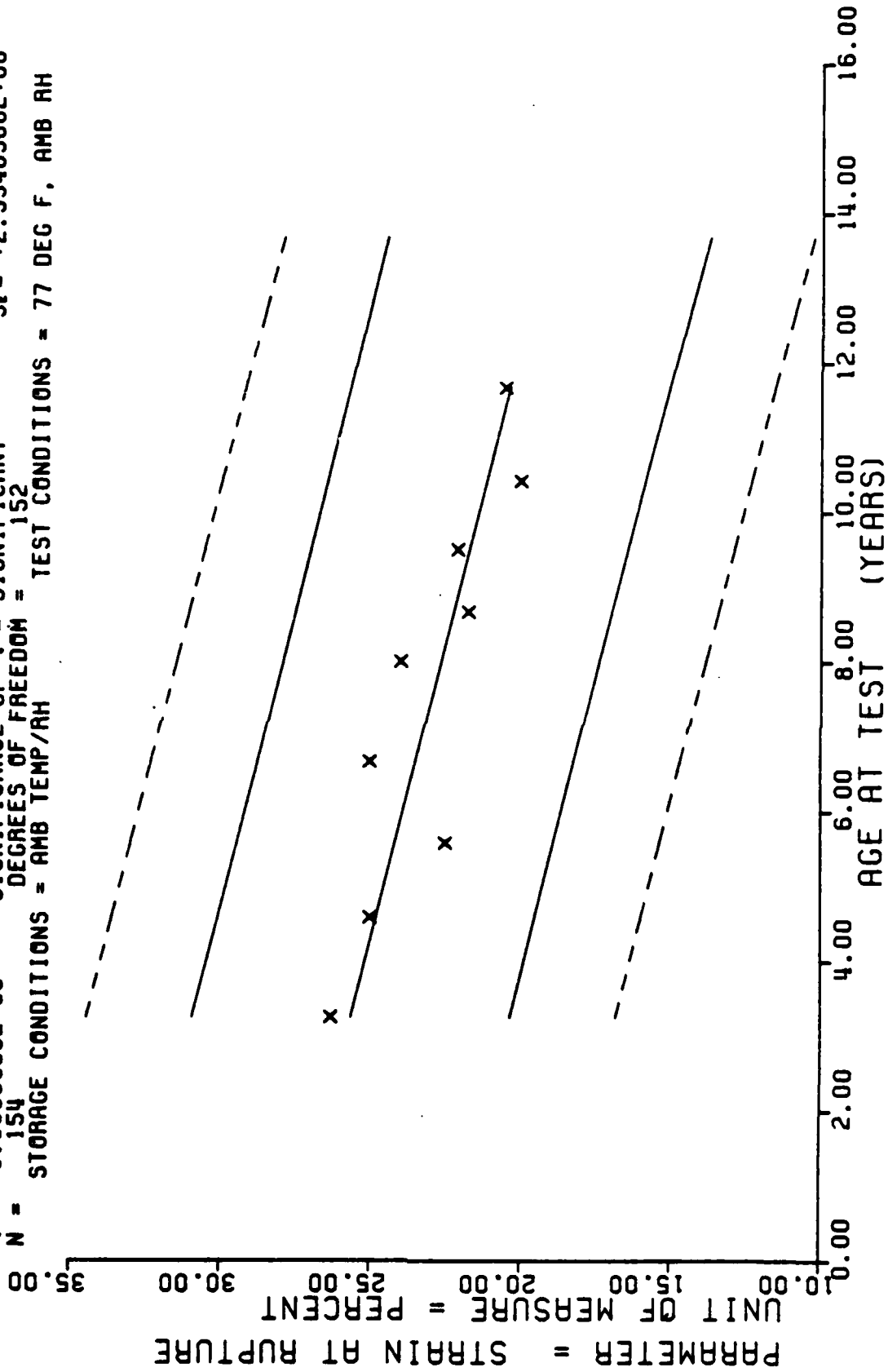
Figure 29

$Y = (( +3.3628553E+03 ) + ( +6.5331281E+00 ) * X)$   
 F = +1.5155450E+02      SIGNIFICANCE OF F = SIGNIFICANT       $\sigma_r = +1.4256213E+03$   
 R = +1.8847153E-01      SIGNIFICANCE OF R = SIGNIFICANT       $S_o = +5.3068493E-01$   
 t = +1.2310747E+01      SIGNIFICANCE OF t = SIGNIFICANT       $S_r = +1.4002423E+03$   
 N = 4117      DEGREES OF FREEDOM = 4115  
 STORAGE CONDITIONS = AMB TEMP/RH      TEST CONDITIONS = 77 DEG F, AMB RH



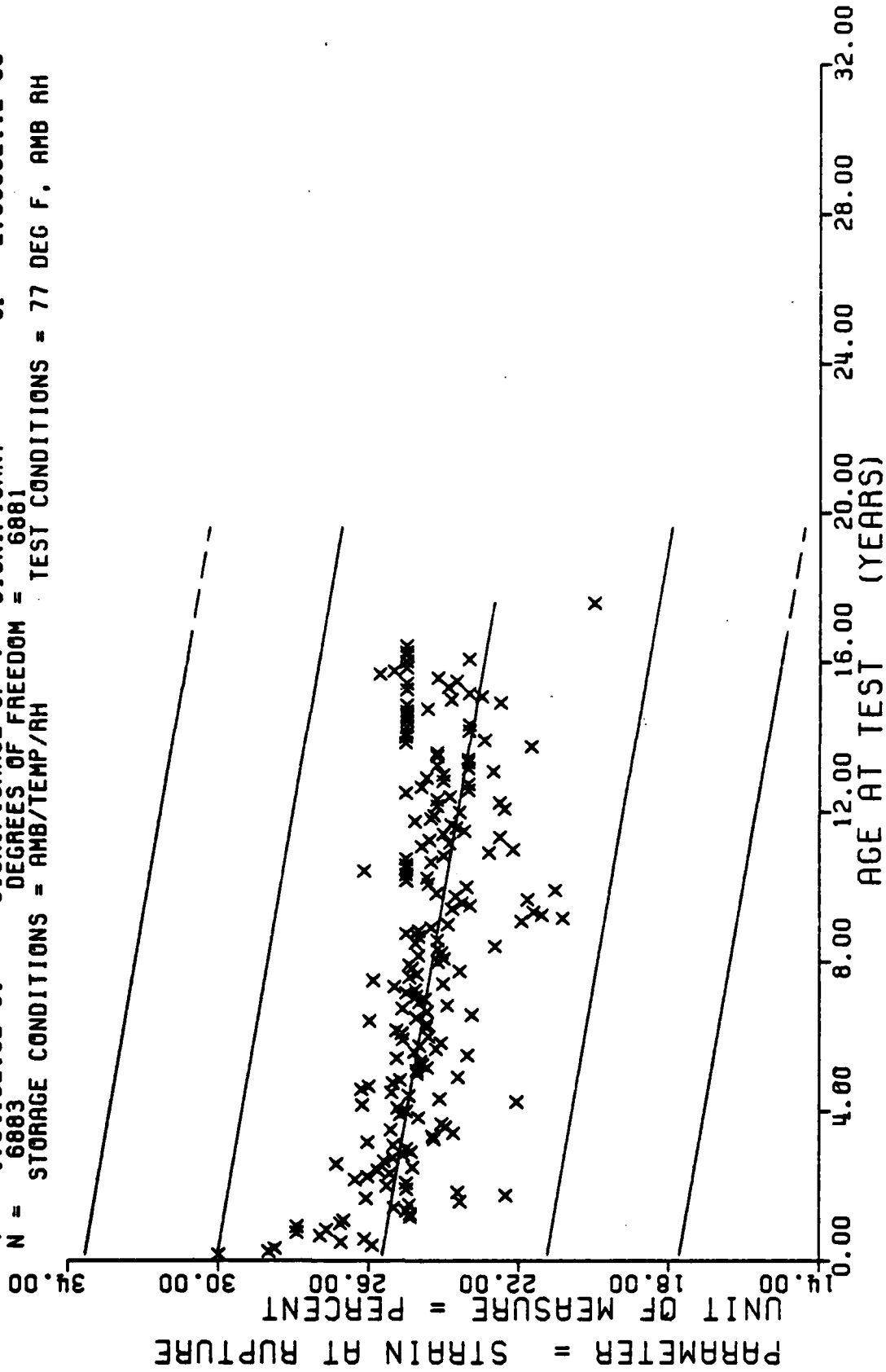
HYDROSTATIC TENSILE, MODULUS, WING 6 TP-H1011 PROPELLANT, 1750 IN/MIN, 800 PSI

$Y = (( +2.7677801E+01 ) + ( -5.2322331E-02 ) * X)$   
 F = +4.4314322E+01      SIGNIFICANCE OF F = SIGNIFICANT       $\sigma_f = +3.3244087E+00$   
 R = -4.7511207E-01      SIGNIFICANCE OF R = SIGNIFICANT       $S_0 = +7.8598640E-03$   
 t = +6.6569003E+00      SIGNIFICANCE OF t = SIGNIFICANT       $S_t = +2.9346380E+00$   
 N = 154      DEGREES OF FREEDOM = 152  
 STORAGE CONDITIONS = AMB TEMP/AH      TEST CONDITIONS = 77 DEG F, AMB RH



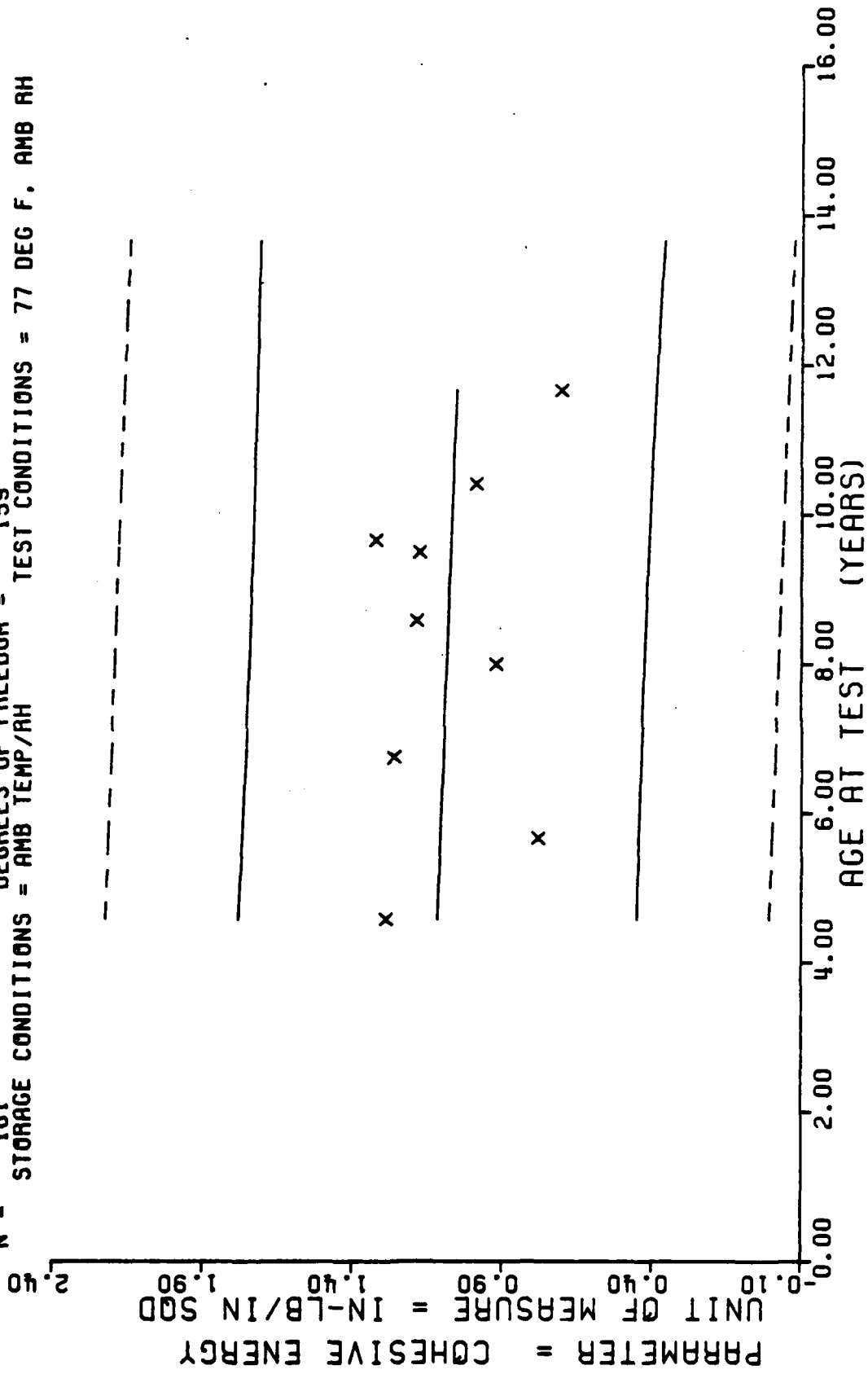
CONSTANT STRAIN, STRAIN AT RUPTURE, ACRYLIC ACID STUDY

$Y = (( +2.5663292E+01 ) + ( -1.4218922E-02 ) * X)$   
 F = +3.7706712E+02      SIGNIFICANCE OF F = SIGNIFICANT       $G_1 = +2.7104748E+00$   
 R = -2.2792861E-01      SIGNIFICANCE OF R = SIGNIFICANT       $S_0 = +7.3224657E-04$   
 t = +1.9418216E+01      SIGNIFICANCE OF t = SIGNIFICANT       $S_e = +2.6393211E+00$   
 N = 6883      DEGREES OF FREEDOM = 6881  
 STORAGE CONDITIONS = AMB/TEMP/RH      TEST CONDITIONS = 77 DEG F, AMB RH



CONSTANT STRAIN, STRAIN AT RUPTURE, WING 6 TP-H1011 CARTON PROPELLANT

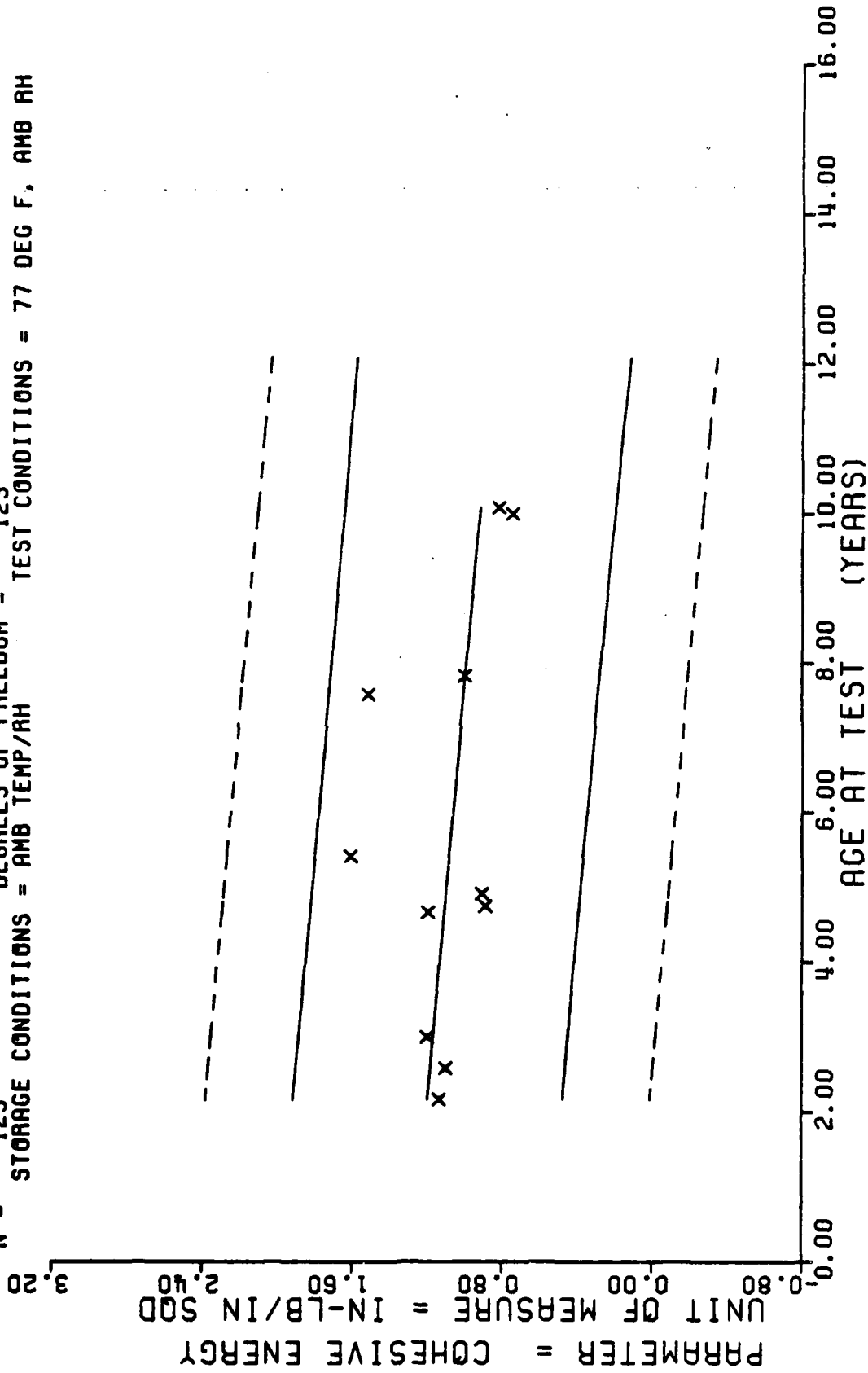
$Y = (( +1.1563432E+00 ) + ( -7.4726634E-04 ) \times X)$   
 F = +3.9399837E-01      SIGNIFICANCE OF F = NOT SIGNIFICANT       $\sigma_f = +3.6850688E-01$   
 R = -4.9717723E-02      SIGNIFICANCE OF R = NOT SIGNIFICANT       $S_0 = +1.1904967E-03$   
 I = +6.2769289E-01      SIGNIFICANCE OF I = NOT SIGNIFICANT       $S_t = +3.6920673E-01$   
 N = 161      DEGREES OF FREEDOM = 159



TEAR ENERGY, COHESIVE ENERGY AT 0.1 IN/MIN, ACRYLIC ACID STUDY



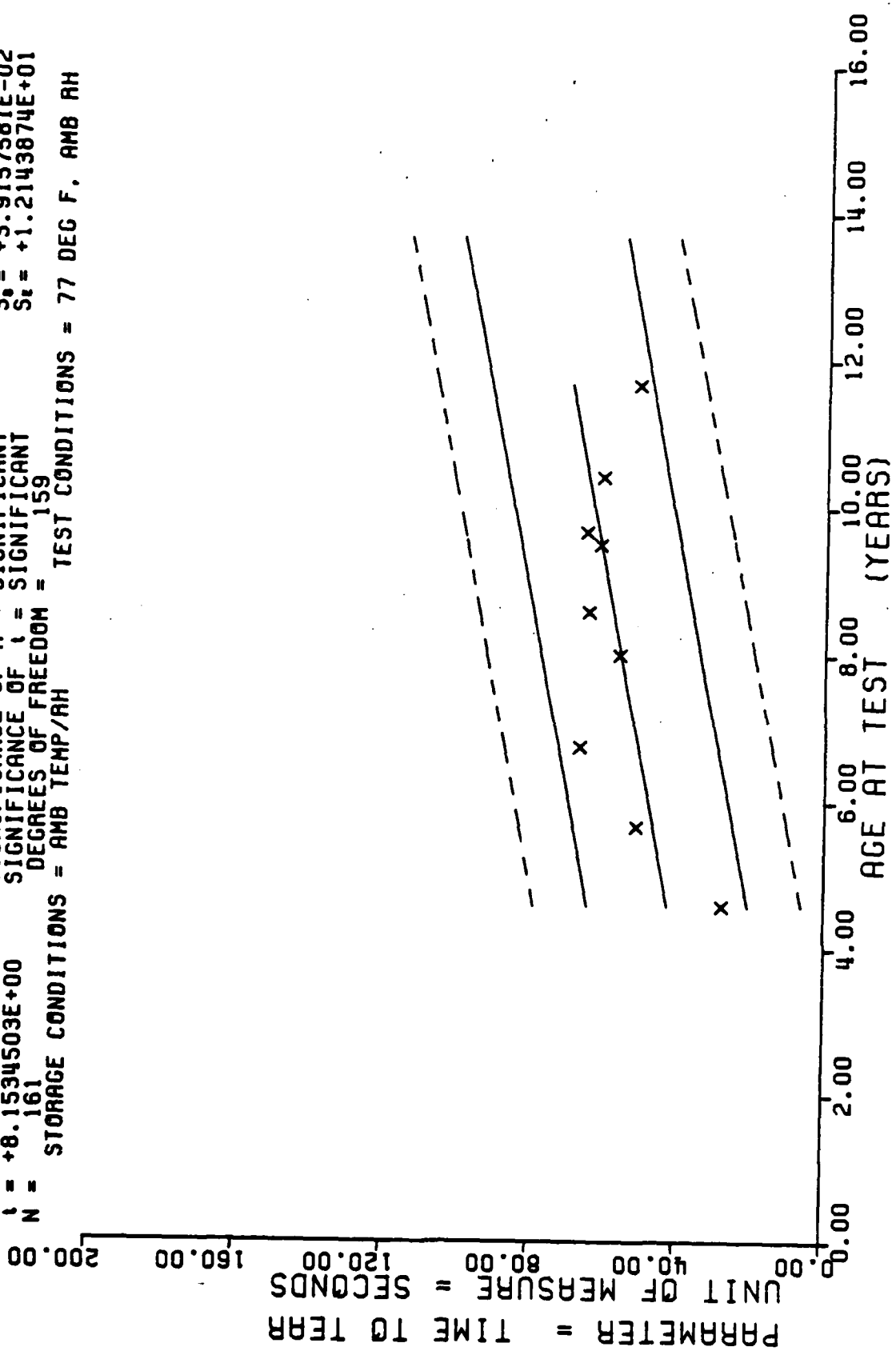
$Y = (( +1.2718053E+00 ) + ( -2.9404467E-03 ) * X)$   
 F = +7.3959993E+00      SIGNIFICANCE OF F = SIGNIFICANT       $G_c = +4.0501268E-01$   
 R = -2.3815861E-01      SIGNIFICANCE OF R = SIGNIFICANT       $S_0 = +1.0812227E-03$   
 I = +2.7195586E+00      SIGNIFICANCE OF I = SIGNIFICANT       $S_t = +3.9495474E-01$   
 N = 125      DEGREES OF FREEDOM = 123  
 STORAGE CONDITIONS = AMB TEMP/AH      TEST CONDITIONS = 77 DEG F, AMB RH



TEAR ENERGY TEST, COHESIVE ENERGY, WING 6 TP-H1011 CARTON SAMPLING, 0.1 IN/MIN

Figure 34

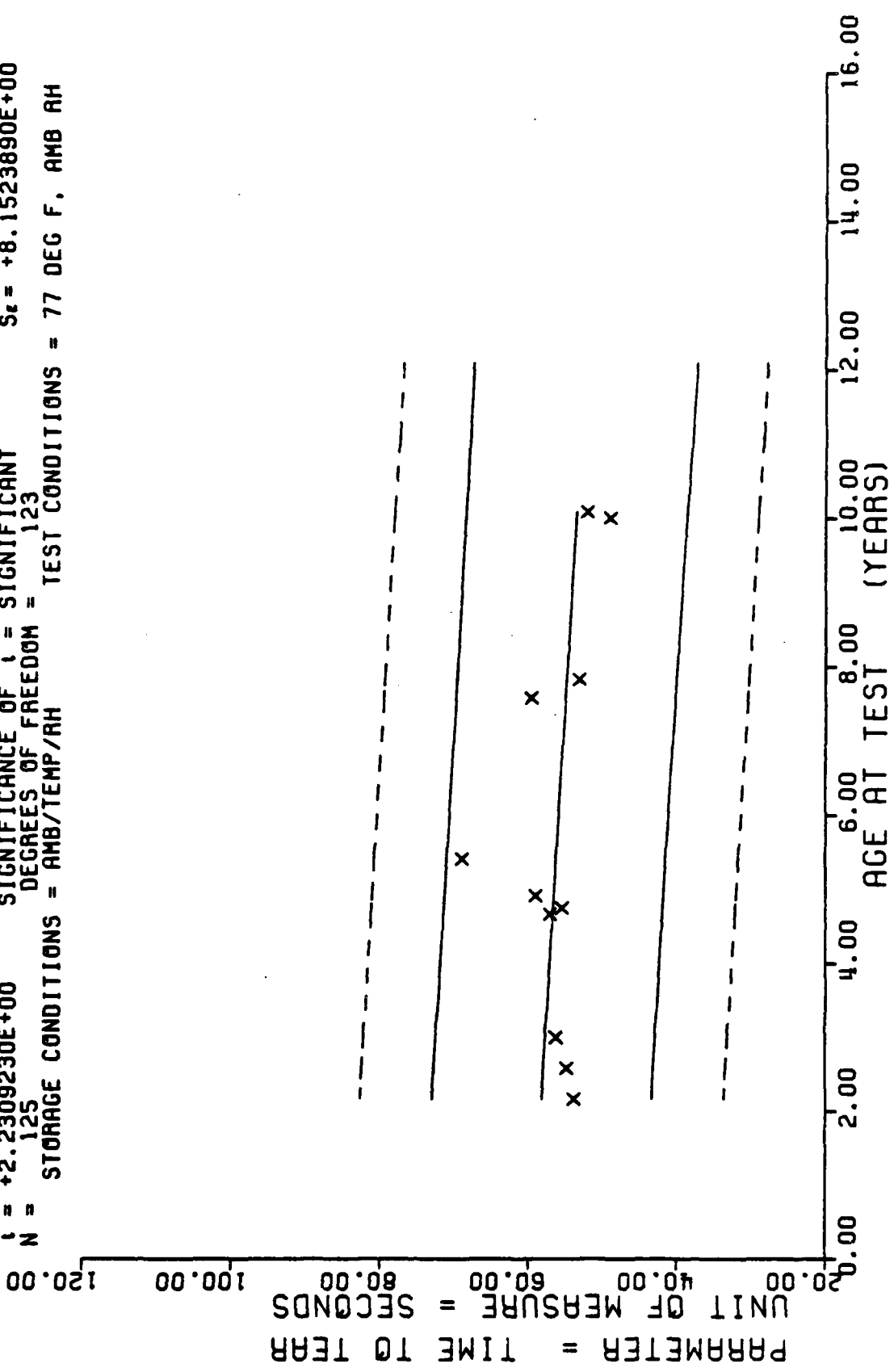
$Y = ( ( +2.4961449E+01 ) + ( +3.1926939E-01 ) * X )$   
 SIGNIFICANCE OF F = SIGNIFICANT  
 SIGNIFICANCE OF R = SIGNIFICANT  
 SIGNIFICANCE OF t = SIGNIFICANT  
 DEGREES OF FREEDOM = 159  
 STORAGE CONDITIONS = AMB TEMP/AH TEST CONDITIONS = 77 DEG F, AMB AH  
 $F = +6.6478752E+01$   
 $R = +5.4298598E-01$   
 $t = +8.1534503E+00$   
 $N = 161$   
 $\sigma_1 = +1.4416176E+01$   
 $S_0 = +3.9157581E-02$   
 $S_t = +1.2143874E+01$



TEAR ENERGY, TIME TO TEAR AT 0.1 IN/MIN, ACRYLIC ACID STUDY

Figure 35

$Y = (( +5.9432031E+01 ) + ( -4.9789448E-02 ) * X)$   
 F = +4.9770174E+00 SIGNIFICANCE OF F = NOT SIGNIFICANT  $\sigma_f = +8.2820918E+00$   
 R = -1.9720530E-01 SIGNIFICANCE OF R = SIGNIFICANT  $S_0 = +2.2317869E-02$   
 t = +2.2309230E+00 SIGNIFICANCE OF t = SIGNIFICANT  $S_e = +8.1523890E+00$   
 N = 125 DEGREES OF FREEDOM = 123  
 STORAGE CONDITIONS = AMB/TEMP/AH TEST CONDITIONS = 77 DEG F, AMB AH



TEAR ENERGY TEST, TIME TO TEAR, WING 6 TP-H1011 CARTON PROPELLANT, 0.1 IN/MIN

DISTRIBUTION

	<u>NR</u> <u>COPIES</u>
OOALC	
MMWRM	1
MMWRA	1
TRW, Norton AFB, CA 92409 Attn: Mr. Sanford Collins, Bldg 526, Room 620	1
BMO/SYT, Norton AFB, CA 92409 Attn: Lt. Paramore	1
DDC (TISIR) Cameron Station, Alexandria, VA 22314	2
AFPRO, Morton/Thiokol P.O. Box 524 Brigham City, UT 84302 (Cy to Larry Hales)	2
AFRPL (MKPB) Edwards AFB, CA 93523	1
SAC (LGBM) Offutt AFB, NB 68113	1
U.S. Naval Ordnance Station, Indian Head, MD 20460 M.E. Loman, Code 3012A4 Air Launched Weapons Branch Weapons Quality Engineering Center	1
CPIA, Johns Hopkins University Applied Physics Lab John Hopkins Road, Laurel, MD 20810 Attn: Mr. Ronald D. Brown	1

REPORT DOCUMENTATION PAGE		READ INSTRUCTIONS BEFORE COMPLETING FORM
1. REPORT NUMBER MANPA Report 497(84)	2. GOVT ACCESSION NO. <b>A141099</b>	3. RECIPIENT'S CATALOG NUMBER
4. TITLE (and Subtitle) Stage I Propellant, Surveillance Report, Glacial Acrylic Acid, Motors GAA-001 and GAA-002 TP-H1011		5. TYPE OF REPORT & PERIOD COVERED Test Results - Annual
		6. PERFORMING ORG. REPORT NUMBER
7. AUTHOR(s) JOHN A. THOMPSON		8. CONTRACT OR GRANT NUMBER(s)
9. PERFORMING ORGANIZATION NAME AND ADDRESS Propellant Analysis Laboratory Directorate of Maintenance Hill AFB, UT 84056		10. PROGRAM ELEMENT, PROJECT, TASK AREA & WORK UNIT NUMBERS
11. CONTROLLING OFFICE NAME AND ADDRESS Service Engineering Division Directorate of Materiel Management Hill AFB, UT 84056		12. REPORT DATE April 1984
		13. NUMBER OF PAGES 50
14. MONITORING AGENCY NAME & ADDRESS (if different from Controlling Office)		15. SECURITY CLASS. (of this report) Unclassified
		15a. DECLASSIFICATION/DOWNGRADING SCHEDULE
16. DISTRIBUTION STATEMENT (of this Report)  Approved for Public Release Distribution Unlimited		
17. DISTRIBUTION STATEMENT (of the abstract entered in Block 20, if different from Report)		
18. SUPPLEMENTARY NOTES		
19. KEY WORDS (Continue on reverse side if necessary and identify by block number)  Minuteman Glacial Acrylic Acid		
20. ABSTRACT (Continue on reverse side if necessary and identify by block number) Thiokol Minuteman First Stage propellant used acrylic acid to produce the HB polymer used as the binder. The original supplier of acrylic acid stopped production and Thiokol then obtained acrylic acid produced by the Taft, Louisiana Plant of Union Carbide Company (UCC). To assure that this new source of supply was a satisfactory replacement, Thiokol* ran qualification testing on the new material and found it satisfactory. In the Thiokol* program two motors were cast in 1971 and propellant from the		

mixes were cast into cartons for a ten year test program. This propellant was then transferred to this laboratory and testing on a yearly basis was started in 1975.


Due to insufficient propellant, the full ten year program was not possible. Testing was completed after nine years and this is the final report.

From an analysis of the data the propellant's physical properties are satisfactory and the stability, with respect to age, is satisfactory.

\*Final report evaluation of HB polymer manufactured using Taft glacial acrylic acid. Report number TWR-4716, May 1972. Thiokol/Wasatch Division, a division of Thiokol Chemical Corporation.

END

FILMED



DTIC