

MICROCOPY RESOLUTION TEST CHART
NATIONAL BUREAU OF STANDARDS-1963-A

MRC Technical Summary Report #2606

NUMERICAL METHODS FOR TRANSIENT
SEMICONDUCTOR DEVICE MODELLING

Christian Ringhofer

AD A 137970

AD A 137970

**Mathematics Research Center
University of Wisconsin—Madison
610 Walnut Street
Madison, Wisconsin 53705**

December 1983

(Received November 7, 1983)

**DTIC
ELECTE
FEB 16 1984**
S D
B

**Approved for public release
Distribution unlimited**

Sponsored by

U. S. Army Research Office
P. O. Box 12211
Research Triangle Park
North Carolina 27709

DTIC FILE COPY

84 02 15 161

- a -

UNIVERSITY OF WISCONSIN - MADISON
MATHEMATICS RESEARCH CENTER


NUMERICAL METHODS FOR
TRANSIENT SEMICONDUCTOR DEVICE MODELLING

Christian Ringhofer

Technical Summary Report #2606

December 1983

ABSTRACT



A mixed system of parabolic and elliptic partial differential equations is used to describe the carrier transport and potential distribution in semiconductor devices such as MOSFET's, diodes, ^{etc.} etc. A singular perturbation analysis of the corresponding initial boundary value problem is carried out. Asymptotic expansions of the solution in powers of the minimal Debye length are given. Based on this analysis a finite difference method for the numerical solution of these problems is developed. Here problems arise due to different time scales which are intrinsically present in the analytical problem. These different time scales do not occur in the physical solutions because of special (equilibrium-) initial conditions. Nevertheless they cause severe stability problems for finite difference methods. An unconditionally stable scheme is developed which minimizes computational effort. Numerical experiments on a test problem in one space dimension are presented.

AMS (MOS) Subject Classifications: 35G25, 35M05, 65M15

Key Words: Semiconductors, Singular Perturbations, Finite Difference Methods

Work Unit Number 3 - Numerical Analysis and Scientific Computing

Sponsored by the United States Army under Contract No. DAAG29-80-C-0041.

SIGNIFICANCE AND EXPLANATION

In this paper we are concerned with a one dimensional transient model for a simple p - n junction (i.e. a diode). The model consists of an initial boundary value problem for a singularly perturbed nonlinear system of elliptic and parabolic P.D.E.'s in one space and one time dimension. One of the main purposes of this model is to give information about the "rise-time" of the p - n junction (the time required to reach a steady state). We carry out our asymptotic analysis of the problem for large doping concentrations. (This is the case for modern devices.) We derive asymptotic expansions of the solution in powers of a singular perturbation parameter which is proportional to the minimal Debye-length of the device. It turns out that the solutions vary on a time scale which is proportional to the average lifetime of electrons and holes. Therefore the risetimes will be of the same order of magnitude as this lifetime. In addition to this timescale there is a second "first" timescale intrinsically present in the problem. This first timescale - although never observed physically because of special (equilibrium-) initial conditions - causes severe stability problems in the numerical solution of the problem. Based on our asymptotic analysis we derive an unconditionally stable finite difference method for the solution of the p - n junction equations.



<input checked="" type="checkbox"/>
<input type="checkbox"/>
<input type="checkbox"/>

The responsibility for the wording and views expressed in this descriptive summary lies with MRC, and not with the author of this report.

Codes
/or

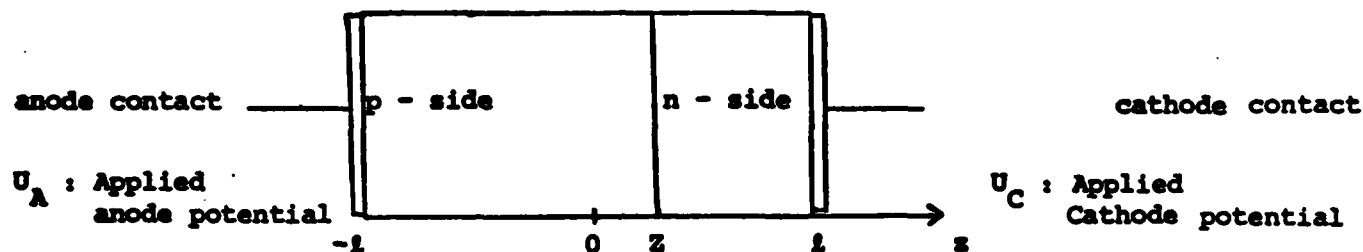
A-1

NUMERICAL METHODS FOR
TRANSIENT SEMICONDUCTOR DEVICE MODELLING

Christian Ringhofer

1. Introduction

In this paper we present an asymptotic analysis of a singularly perturbed mixed system of parabolic and elliptic differential equations modelling a p - n junction. The physical situation is as follows: A semiconductor (for instance silicone) is doped with acceptor atoms in the left hand side and donor atoms in the right hand side and a bias $U = U_A - U_C$ is applied to the contacts.



The device is assumed to have a characteristic length $2l$ ($\sim 0.5 \cdot 10^{-3}$ cm) and the junction is at $x = 0$. The device is forward biased for $U > 0$ and reverse biased for $U < 0$. The physics of a p - n junction is explained in Sze [1969], Ashcroft et al [1976] and R. A. Smith [1978]. The equations describing the electrostatic potential and the carrier and current densities were first given by Van Rosebroeck in [1950]. In the case of one space dimension they consist of

$$(1.1) \quad \psi_{xx} = \frac{q}{\epsilon} (n - p - C) \quad (\text{Poisson's equation})$$

$$(1.2) \quad J_n = q(D_n n_x - \mu_n n \psi_x) \quad \text{electron current relation}$$

$$(1.3) \quad J_p = -q(D_p p_x + \mu_p p \psi_x) \quad \text{hole current relation}$$

$$(1.4) \quad n_t = \frac{1}{q} J_{n_x} + R \quad \text{continuity equations}$$

$$(1.5) \quad p_t = -\frac{1}{q} J_{p_x} + R \quad \text{for electrons and holes.}$$

The system (1.1) to (1.5) is subject to the boundary conditions

$$(1.6) \quad \psi(-l, t) = U_T \ln\left(\frac{n_i}{p(-l, t)}\right) + U_A(t)$$

$$(1.7) \quad \psi(l, t) = U_T \ln\left(\frac{n_i}{n(l, t)}\right) + U_C(t)$$

$$(1.8) \quad n(\pm l, t) p(\pm l, t) = n_i^2$$

$$(1.9) \quad n(\pm l, t) - p(\pm l, t) - C(\pm l) = 0$$

and the initial conditions

$$(1.10) \quad \psi(x, 0) = \psi_I(x)$$

$$(1.11) \quad n(x, 0) = n_I(x)$$

$$(1.12) \quad p(x, 0) = p_I(x)$$

The dependent variables (with units) are

Table 1

ψ	electric potential (V)
ψ_x	electric field (Vcm^{-1})
n	electron density (cm^{-2})
p	hole density (cm^{-3})
J_n	electron current density (Acm^{-2})
J_p	hole current density (Acm^{-2})

The parameters $q, \epsilon, \mu_n, \mu_p, D_n, D_p, n_i, U_T$ in (1.1) - (1.5) have the following meaning and approximate values at $T \approx 300\text{K}$ (room temperature)

Table 2

q elementary charge	10^{-19}As
ϵ permittivity constant	10^{-12}As/Vcm^3
μ_n electron mobility	$10^3 \text{cm}^2/(\text{Vs})$
μ_p hole mobility	$10^3 \text{cm}^2/(\text{Vs})$
n_i intrinsic density	10^{10}cm^{-3}
$U_T = \frac{D_n}{\mu_n} = \frac{D_p}{\mu_p}$ thermal voltage	0.025V

C is a given function of x and models the doping profile, i.e.

$$(1.13) \quad C(x) = N_D^+(x) - N_A^-(x) \text{ (cm}^{-3}\text{)}$$

where N_D^+ and N_A^- are the densities of electrically active donor and acceptor atoms in the doped semiconductor. $C(x)$ is negative for $x < 0$ (on the p-side) and positive for $x > 0$ (on the n-side). We further assume that C is an odd function i.e.

$$(1.14) \quad C(x) = -(C(-x)) \text{ holds.}$$

(Although this does not appear to be any special case from the physical point of view it will simplify the analysis considerably.) We assume that $C(x)$ has a jump-discontinuity at $x = \beta$. R in (1.4), (1.5) denotes the generation-recombination term and describes the rate at which electron hole carrier pairs are generated or recombine (vanish). For our purpose it suffices to consider the Shockley-Read-Hall recombination term

$$(1.15) \quad R = R_{\text{SRH}}(n,p) = \frac{np - n_i^2}{\tau_p(n+n_i) + \tau_n(p+n_i)} \text{ (cm}^{-3} \text{s}^{-1}\text{)} .$$

τ_n and τ_p denote the average lifetimes of electron and holes. For simplicity we set $\tau_n = \tau_p = \tau = 10^{-6} \text{(s)}$. Other more realistic recombination rates are given in Langer et al [1981] and Schütz et al [1981]. In general it

can be said that the choice of the recombination rate is not very important for the behavior of solutions of the time dependent problem (whereas it is in the steady state case - see Markowich and Ringhofer [1983], Markowich et al [1983a], Mock [1983] and Schütz et al [1982]).

A more restrictive assumption is $\mu_n = \mu_p = \text{const.}$ In general μ_n and μ_p can be modelled as functions of the electric field ψ_x . This might influence the behavior of the solutions considerably (see c.f. Mock [1983]).

For the rest of this paper we assume that the initial conditions (1.10) - (1.12) are compatible with the boundary conditions and the differential equation. So we assume that

$$(1.16) \quad \psi_{I,xx} = \frac{q}{\epsilon} (n_I - p_I - C)$$

$$(1.17) \quad n_I(\pm l) \cdot p_I(\pm l) = n_i^2$$

$$(1.18) \quad n_I(\pm l) - p_I(\pm l) - C(\pm l) = 0$$

$$(1.19) \quad \psi_I(-l) = U_T \ln\left(\frac{n_i}{p_I(-l)}\right) + U_A(0)$$

$$(1.20) \quad \psi_I(l) = U_T \ln\left(\frac{n_i}{n_I(l)}\right) + U_C(0)$$

holds.

After an appropriate scaling we carry out an asymptotic analysis of the problem (1.1) - (1.12) where the (dimensionless) quantity

$$(1.21) \quad \lambda = \left(\frac{\epsilon U_T}{q \max_{x \in [-l, l]} |C(x)| l^2} \right)^{1/2}$$

acts as a perturbation parameter.

We investigate the behavior of the solutions as $\lambda \rightarrow 0$ which corresponds to very high doping (which is the case for modern devices). It turns out that there are two different timescales intrinsically present in the equations

(1.1) - (1.5). However if we choose the initial conditions ψ_I , n_I and p_I in (1.10) - (1.12) to be the solutions of the steady state problem

$$(1.22) \quad \psi_{xx} = \frac{q}{\epsilon} (n - p - C)$$

$$(1.23) \quad J_n = q(D_n n_x - \mu_n n \psi_x)$$

$$(1.24) \quad J_p = -q(D_p p_x + \mu_p p \psi_x)$$

$$(1.25) \quad J_{n_x} = R, \quad J_{p_x} = -R$$

the solutions will vary only on the "slow" time scale (which is of the same order of magnitude as τ the average lifetime of electrons and holes).

Although the other ("fast") time scale is not present in this case, it causes severe stability problems for numerical methods to solve (1.1) - (1.12). We derive a finite difference method for problem (1.1) - (1.12) which is unconditionally stable and of second order in time. At each time step the solution of two coupled nonlinear differential equations is required. The generalization of this method to nonsymmetric p - n junctions (i.e. $C(x)$ not odd) and to two or three space dimensions is straightforward.

This paper is organized as follows. In Chapter 2 we scale problem (1.1) - (1.12) and reformulate it as a singular perturbation problem. In Chapter 3 we review the asymptotic analysis for the steady state problem (1.22) - (1.25) given in Markowich and Ringhofer [1982] and Markowich et al [1982]. In Chapter 4 we derive the asymptotic expansion of the solution of (1.1) - (1.12). In Chapter 5 we construct the finite difference method. In Chapter 6 we present some numerical results on a test problem.

2. Reformulation as a singular perturbation problem

In this chapter we scale the system (1.1) - (1.5) appropriately and transform it into a singular perturbation problem. Essentially we use the scaling given in Markowich and Ringhofer [1982] and Markowich et al [1983a]. We scale the independent variables x and t by the characteristic length of the device and by the average lifetime of electrons and holes.

$$(2.1) \quad x_s = \frac{x}{l}, \quad t_s = \frac{t}{\tau}.$$

For the dependent variables ψ , n , p , J_n and J_p we employ the following scaling:

$$(2.2) \quad \psi_s = \frac{\psi}{U_T}, \quad n_s = \frac{n}{\bar{C}}, \quad p_s = \frac{p}{\bar{C}}$$

$$(2.3) \quad J_{n_s} = \frac{l}{\bar{C}qD_n} J_n, \quad J_{p_s} = \frac{l}{\bar{C}qD_p} J_p$$

$$(2.4) \quad \bar{C} := \max_{x \in [-l, l]} |C(x)|.$$

In this scaling equations (1.1) - (1.5) assume the form

$$(2.5) \quad \lambda^2 \frac{\partial^2}{\partial x_s^2} \psi = n_s - p_s - C_s$$

$$(2.6) \quad \frac{\partial}{\partial t_s} n_s = \frac{\tau D_n}{l^2} \frac{\partial}{\partial x_s} J_{n_s} + R_s$$

$$(2.7) \quad \frac{\partial}{\partial t_s} p_s = - \frac{\tau D_p}{l^2} \frac{\partial}{\partial x_s} J_{p_s} + R_s$$

$$(2.8) \quad J_{n_s} = \frac{\partial}{\partial x_s} n_s - n_s \frac{\partial}{\partial x_s} \psi_s$$

$$(2.9) \quad J_{p_s} = - \frac{\partial}{\partial x_s} p_s - p_s \frac{\partial}{\partial x_s} \psi_s$$

$$(2.10) \quad \lambda := \left(\frac{\epsilon U_T}{l^2 q \bar{C}} \right)^{1/2}, \quad C_s(x_s) = \frac{C(x)}{\bar{C}}$$

$$(2.11) \quad R_s = (n_s p_s - \alpha^2)(n_s + p_s + 2\alpha)^{-1}, \quad \alpha := \frac{n_i}{\bar{C}}.$$

The boundary conditions (1.6) - (1.9) transforms to

$$(2.12) \quad n_s = \frac{1}{2} (C_s + \sqrt{C_s^2 + 4a^2})$$

at $x_s = \pm 1$

$$(2.13) \quad p_s = \frac{1}{2} (-C_s + \sqrt{C_s^2 + 4a^2})$$

$$(2.14) \quad \psi_s(-1, t_s) = \frac{U_A(t_s)}{U_T} + \ln\left(\frac{n_s(-1)}{a}\right)$$

$$(2.15) \quad \psi_s(1, t_s) = \frac{U_C(t_s)}{U_T} + \ln\left(\frac{n_s(1)}{a}\right) .$$

The initial conditions transform to

$$(2.16) \quad \psi_s(x_s, 0) = \psi_s^I(x_s) = \frac{1}{U_T} \psi^I(x)$$

$$(2.17) \quad n_s(x_s, 0) = n_s^I(x_s) = \frac{1}{C} n^I(x)$$

$$(2.18) \quad p_s(x_s, 0) = p_s^I(x_s) = \frac{1}{C} p^I(x) .$$

The quantities in (2.5) - (2.18) are now dimensionless. Using the numerical values given in Table 2 for the physical parameters gives (after omitting the subscript s)

$$(2.19) \quad \lambda^2 \psi_{xx} = n - p - C$$

$$(2.20) \quad n_t = J_{n_x} + R, \quad p_t = -J_{p_x} + R$$

$$(2.21) \quad J_n = n_x - n\psi_x, \quad J_p = -p_x - p\psi_x$$

together with the boundary conditions

$$(2.22) \quad \psi(-1, t) = \psi_{-1}(t), \quad \psi(1, t) = \psi_1(t)$$

$$(2.23) \quad n = \frac{1}{2} (C + \sqrt{C^2 + 4a^2}), \quad p = \frac{1}{2} (-C + \sqrt{C^2 + 4a^2}), \quad x = \pm 1$$

where ψ_{-1} and ψ_1 are given by

$$\psi_{-1}(t) = \frac{1}{U_T} U_A(t) + \ln\left(\frac{C(-1) + \sqrt{C(-1)^2 + \psi\alpha^2}}{2\alpha}\right)$$

$$\psi_1(t) = \frac{1}{U_T} U_C(t) + \ln\left(\frac{C(1) + \sqrt{C(1)^2 + \psi\alpha^2}}{2\alpha}\right)$$

$$\alpha := n_1/\bar{C}$$

and the initial conditions

$$(2.24) \quad \psi(x,0) = \psi^I(x), \quad n(x,0) = n^I(x), \quad p(x,0) = p^I(x) \quad .$$

(2.19) - (2.24) represents a singularly perturbed system consisting of an elliptic equation (2.19) and two parabolic conservation laws (2.20) -

(2.21). The compatibility conditions (1.16) - (1.20) now read

$$(2.25) \quad \psi^I(-1) = \psi_{-1}(0), \quad \psi^I(1) = \psi_1(0)$$

$$(2.26) \quad n^I = \frac{1}{2} (C + \sqrt{C^2 + 4\alpha^2}), \quad p^I = \frac{1}{2} (-C + \sqrt{C^2 + 4\alpha^2}), \quad x = \pm 1$$

$$(2.27) \quad \lambda^2 \psi_{xx}^I = n^I - p^I - C \quad .$$

In the following chapters we will carry out our asymptotic analysis for (2.19) - (2.24) for $\lambda \rightarrow 0$ which corresponds to very high doping ($\bar{C} \rightarrow \infty$). This usually is the case for modern devices. For the set of parameters given in Table 2 of Chapter 1 and a maximal doping $\bar{C} \approx 10^{17} \text{ cm}^{-3}$ λ would take the value $\lambda = 10^{-3}$. We now use the fact that $C(x)$ is an odd function to simplify (2.19) - (2.24): If we substitute

$$(2.28) \quad \bar{\psi}(x,t) = \psi(x,t) - \frac{1}{2} (\psi_1(t) + \psi_{-1}(t)) \quad .$$

Equations (2.19) - (2.21) remain unchanged.

The boundary conditions (2.22) become

$$(2.29) \quad \bar{\psi}(1,t) = -\bar{\psi}(-1,t) = \frac{1}{2} (\psi_1(t) - \psi_{-1}(t)) =: \bar{\psi}_1(t)$$

and the initial condition for ψ in (2.24) has to be replaced by

$$(2.30) \quad \bar{\psi}(x,0) = \bar{\psi}^I(x) =: \psi^I(x) - \frac{1}{2} (\psi_1(0) + \psi_{-1}(0)) \quad .$$

(2.19) - (2.23) can now be simplified by the "Ansatz"

$$(2.31) \quad \bar{\psi}(-x,t) = -\bar{\psi}(x,t), \quad n(-x,t) = p(x,t), \quad J_n(-x,t) = J_p(x,t) \quad .$$

For the rest of this paper we assume that this "Ansatz" is compatible with the initial conditions (2.24). Thus we make the

$$(2.32) \quad \text{Assumption: } \psi^I, n^I \text{ and } p^I \text{ in (2.24) satisfy}$$

$$(2.33) \quad \psi^I(x) = -\psi^I(-x) + \psi^I(1) + \psi^I(-1), \quad n^I(x) = p^I(-x) \quad .$$

The "Ansatz" (2.31) gives the conditions

$$(2.34) \quad \bar{\psi}(0,t) = 0, \quad n(0,t) = p(0,t), \quad J_n(0,t) = J_p(0,t) \quad .$$

Thus we obtain the simplified problem on $[0,1]$

$$(2.35) \quad \lambda^2 \psi_{xx} = n - p - C$$

$$(2.36) \quad n_t = J_{n_x} + R$$

$$(2.37) \quad p_t = -J_{p_x} + R$$

$$(2.38) \quad J_n = n_x - n\psi_x$$

$$(2.39) \quad J_p = -p_x - p\psi_x$$

$$x \in [0,1]$$

$$(2.40) \quad \psi(0,t) = 0, \quad n(0,t) = p(0,t), \quad J_n(0,t) = J_p(0,t)$$

$$(2.41) \quad \psi(1,t) = \psi_1(t), \quad n(1,t) = \frac{1}{2} (C(1) + \sqrt{C(1)^2 + 4\alpha^2}) \quad ,$$

$$p(1,t) = \frac{1}{2} (-C(1) + \sqrt{C(1)^2 + 4\alpha^2})$$

$$(2.42) \quad \psi(x,0) = \psi^I(x) \quad , \quad n(x,0) = n^I(x), \quad p(x,0) = p^I(x)$$

(where for simplicity we have written ψ, ψ_1, ψ^I instead of $\bar{\psi}, \bar{\psi}_1$ and $\bar{\psi}^I$).

Remark: The reason, why (2.35) - (2.42) is simpler than (2.19) - (2.24), is that the solution of (2.19) - (2.24) will exhibit an internal layer at $x = 0$ which can be treated as a boundary layer in (2.35) - (2.42).

3. Review of the Singular Perturbation Analysis for the Steady State Case

We now review the singular perturbation analysis carried out in Markowich and Ringhofer [1982] and Markowich et al [1983a] for the steady state problem

$$(3.1) \quad \lambda^2 \psi_{xx} = n - p - C$$

$$(3.2) \quad J_{n_x} = R, \quad J_n = n_x - n\psi_x$$

$$(3.3) \quad J_{p_x} = -R, \quad J_p = -p_x - p\psi_x$$

$$(3.4) \quad R = (np - \alpha^2)(n+p + 2\alpha)^{-1}$$

$$(3.5) \quad \psi(0) = 0, \quad \psi(1) = \psi_1$$

$$(3.6) \quad n = \frac{1}{2} (C + \sqrt{C^2 + 4\alpha^2}), \quad p = \frac{1}{2} (-C + \sqrt{C^2 + 4\alpha^2}), \quad x = \pm 1.$$

The purpose of this review is twofold: On one hand there will be a fair amount of analogy between the asymptotic behavior of (3.1) - (3.6) and the behavior of (2.35) - (2.42) on the "slow" time scale. On the other hand the initial values ψ^I , n^I and p^I in (2.42) will usually be the solutions of the steady state problem (3.1) - (3.6) and it is thus important to know their structure. Markowich and Ringhofer [1982] derived an asymptotic expansion for the problem (3.1) - (3.6) in powers of λ . This expansion is of the form

$$(3.7) \quad w(x, \lambda) \sim \sum_{i=0}^{\infty} [\tilde{w}_i(x) + \hat{w}_i(x/\lambda)] \lambda^i$$

$$(3.8) \quad w = (\psi, n, p, J_n, J_p)^T.$$

Thus the solution of (3.1) - (3.6) can be represented as the sum of a smooth part (which has an asymptotic expansion $\sum_{i=0}^{\infty} \tilde{w}_i(x) \lambda^i$) and a boundary layer term at $x = 0$ which varies on the space scale x/λ and has an asymptotic expansion of the form $\sum_{i=0}^{\infty} \hat{w}_i(x/\lambda) \lambda^i$. The solution of the reduced problem \tilde{w}_0 satisfies the equations

$$(3.9) \quad 0 = \tilde{n}_0 - \tilde{p}_0 - c$$

$$(3.10) \quad \tilde{J}_{n_0 x} = R(\tilde{n}_0, \tilde{p}_0) \quad , \quad \tilde{J}_{p_0 x} = -R(\tilde{n}_0, \tilde{p}_0)$$

$$(3.11) \quad \tilde{J}_{n_0} = \tilde{n}_0 x - \tilde{n}_0 \tilde{\psi}_0 x \quad , \quad \tilde{J}_{p_0} = -\tilde{p}_0 x - \tilde{p}_0 \tilde{\psi}_0 x \quad .$$

(3.10) - (3.11) is a system of 2 second order ordinary differential equations (obtained by inserting the expressions (3.11) for the current densities J_n and J_p into the continuity equations (3.10)) coupled to the algebraic condition (3.9). Thus we can impose two boundary conditions at each of the boundaries $x = 0$ and $x = 1$. These boundary conditions are

$$(3.12) \quad \exp[-\tilde{\psi}_0(0)] \tilde{n}_0(0) = \exp[\tilde{\psi}_0(0)] \tilde{p}_0(0)$$

$$(3.13) \quad \tilde{J}_{n_0}(0) = \tilde{J}_{p_0}(0)$$

$$(3.14) \quad \tilde{\psi}_0(1) = \psi_1 \quad , \quad \tilde{p}_1 = \frac{1}{2} (-c + \sqrt{c^2 + \psi_1^2}) \quad .$$

Note that the boundary conditions (3.14) together with (3.9) imply the third boundary condition $n = \frac{1}{2} (c + \sqrt{c^2 + 4\alpha^2})$ in (2.41). This is why no boundary layer occurs at $x = 1$. The zeroth order layer term \hat{w}_0 satisfies the relations

$$(3.15) \quad \hat{n}_0(\zeta) = \tilde{n}_0(0) \{ \exp[\hat{\psi}_0(\zeta)] - 1 \} \quad , \quad \hat{p}_0(\zeta) = \tilde{p}_0(0) \{ \exp[-\hat{\psi}_0(\zeta)] - 1 \}$$

$$(3.16) \quad \hat{J}_{n_0}(\zeta) = \hat{J}_{p_0}(\zeta) = 0$$

$$\zeta := x/\lambda \quad .$$

$\hat{\psi}_0$ satisfies the second order o.d.e. problem

$$(3.17) \quad \hat{\psi}_0 \zeta \zeta = \hat{n}_0 - \hat{p}_0 = \tilde{n}_0(0) [e^{\hat{\psi}_0} - 1] - \tilde{p}_0(0) [e^{-\hat{\psi}_0} - 1]$$

$$(3.18) \quad \hat{\psi}_0(0) = -\tilde{\psi}_0(0) \quad , \quad \hat{\psi}_0(\infty) = 0 \quad .$$

Thus for the zeroth order approximation of w we have a boundary layer at $x = 0$ in the variables ψ , n and p . J_n and J_p do not exhibit a boundary layer at $x = 0$.

4. Asymptotic Analysis for the Time Dependent Problem

In this chapter we carry out our asymptotic analysis for the solution of (1.1) - (1.12) as λ tends to zero. As we will see the choice of initial conditions crucially influences the asymptotic behavior of (1.1) - (1.12). We assume that the initial values ψ^I , n^I and p^I have an asymptotic expansion of the form

$$(4.1) \quad w^I(x, \lambda) \approx \sum_{i=0}^{\infty} [\tilde{w}_1^I(x) + \hat{w}_1^I(\frac{x}{\lambda})] \lambda^i$$

$$w^I = (\psi^I, n^I, p^I)^T, \quad \|\tilde{w}^I(\zeta)\| < C_1 \exp(-C_2 \zeta) \quad .$$

This choice is of course motivated by the structure of the solutions of the steady state problem (1.17) - (1.20). First we derive our asymptotic expansion for the solution of (1.1) - (1.12) which varies on the slow time scale t_1 i.e.

$$(4.2) \quad w(x, t, \lambda) \sim \sum_{i=0}^{\infty} [\tilde{w}_1^I(x, t) + \hat{w}_1^I(\frac{x}{\lambda}, t)] \lambda^i \quad .$$

In order for this expansion to be valid, it will be necessary to impose certain restrictions on the initial values ψ^I , n^I and p^I . These conditions will be satisfied if ψ^I , n^I and p^I are the solutions of the steady state problem (1.17) - (1.20). The zeroth order term \tilde{w}_0 of the outer solution satisfies

$$(4.3) \quad 0 = \tilde{n}_0 - \tilde{p}_0 - C$$

$$(4.4) \quad (a) \quad \tilde{n}_{0_t} = \tilde{J}_{n_0_x} - R(\tilde{n}_0, \tilde{p}_0), \quad (b) \quad \tilde{p}_{0_t} = -\tilde{J}_{p_0_x} - R(\tilde{n}_0, \tilde{p}_0)$$

$$(4.5) \quad (a) \quad J_n = \tilde{n}_{0_x} - \tilde{n}_0 \tilde{\psi}_{0_x}, \quad (b) \quad J_p = -\tilde{p}_{0_x} - \tilde{p}_0 \tilde{\psi}_{0_x} \quad .$$

Subtracting (4.4)(b) from (4.4)(a) and replacing \tilde{n}_0 by $\tilde{p}_0 + C$ gives

$$(4.6) \quad 0 = \tilde{J}_{0x}, \quad \tilde{J}_0 = \tilde{J}_{n_0} + \tilde{J}_{p_0} = c_x - (2\tilde{p}_0 + c)\tilde{\psi}_0$$

$$(4.7) \quad \tilde{p}_{0t} = -\tilde{J}_{p_0x} - R(\tilde{p}_0 + c, \tilde{p}_0), \quad \tilde{J}_{p_0} = -\tilde{p}_{0x} - \tilde{p}_0\tilde{\psi}_0$$

(4.6) is now a second order elliptic equation for $\tilde{\psi}_0$ coupled to the parabolic equation (4.7) for \tilde{p}_0 . Thus we can impose two boundary conditions

at each boundary $x = 0$ and $x = 1$. At $x = 1$ we impose the conditions

$$(4.8) \quad \tilde{\psi}_0(1,t) = \psi_1(t), \quad \tilde{p}_0(1,t) = \frac{1}{2}(c + \sqrt{c^2 + 4a^2})$$

Note that - as in the steady state case - (4.8) together with (4.3) implies

the third boundary condition $\tilde{n}_0(1,t) = \frac{1}{2}(c(1) + \sqrt{c(1)^2 + \psi a^2})$ in (2.41).

Thus we have satisfied all three boundary conditions at $x = 1$ with \tilde{w}_0 .

This is the reason why there is no boundary layer at $x = 1$. Inserting

$\tilde{w}_0(x) + \hat{w}_0(\zeta)$ into equations (2.35) - (2.42) gives

$$(4.9) \quad \hat{\psi}_{0\zeta\zeta} = \hat{n}_0 - \hat{p}_0 - \lambda^2 \tilde{\psi}_0$$

$$(4.10) \quad \hat{J}_{n_0\zeta} = \lambda[\hat{n}_{0\zeta} + R(\tilde{n}_0 + \hat{n}_0, \tilde{p}_0 + \hat{p}_0) - R(\tilde{n}_0, \tilde{p}_0)]$$

$$(4.11) \quad \hat{J}_{p_0\zeta} = \lambda[-\hat{p}_{0\zeta} - R(\tilde{n}_0 + \hat{n}_0, \tilde{p}_0 + \hat{p}_0) + R(\tilde{n}_0, \tilde{p}_0)]$$

$$(4.12) \quad \lambda \hat{J}_{n_0} = \hat{n}_{0\zeta} - (\tilde{n}_0 + \hat{n}_0)\hat{\psi}_{0\zeta} - \lambda \hat{n}_0 \tilde{\psi}_0$$

$$(4.13) \quad \lambda \hat{J}_{p_0} = -\hat{p}_{0\zeta} - (\tilde{p}_0 + \hat{p}_0)\hat{\psi}_{0\zeta} - \lambda \hat{p}_0 \tilde{\psi}_0$$

$\lambda \rightarrow 0$ gives

$$(4.14) \quad \hat{\psi}_{0\zeta\zeta} = \hat{n}_0 - \hat{p}_0$$

$$(4.15) \quad \hat{J}_{n_0\zeta} = \hat{J}_{p_0\zeta} = 0$$

$$(4.16) \quad \hat{n}_{0\zeta} - [\hat{n}_0 + \tilde{n}_0(0,t)]\hat{\psi}_{0\zeta} = 0, \quad \hat{p}_{0\zeta} + (\tilde{p}_0(0,t) + \hat{p}_0)\hat{\psi}_{0\zeta} = 0$$

Since $\|\hat{w}_0(\zeta, t)\| \leq C_1(t)\exp[-C_2(t)\zeta]$ has to hold, $w(=, t) = 0$ holds. Thus we can integrate (4.15) and (4.16) and obtain

$$(4.17) \quad \hat{J}_{n_0} \equiv \hat{J}_{p_0} \equiv 0$$

$$(4.18) \quad \hat{n}_0(\zeta, t) = \tilde{n}_0(0, t)\{\exp[\hat{\psi}_0(\zeta, t)] - 1\}$$

$$(4.19) \quad \hat{p}_0(\zeta, t) = \tilde{p}_0(0, t)\{\exp[-\hat{\psi}_0(\zeta, t)] - 1\}$$

$$(4.20) \quad \hat{\psi}_0 = \hat{n}_0 - \hat{p}_0 \quad .$$

Inserting $\tilde{w}_0 + \hat{w}_0$ in the boundary conditions gives

$$(4.21) \quad \hat{\psi}_0(0, t) = -\tilde{\psi}_0(0, t)$$

$$(4.22) \quad \tilde{n}_0(0, t)\exp[\hat{\psi}_0(0, t)] = \tilde{p}_0(0, t)\exp[-\hat{\psi}_0(0, t)]$$

$$(4.23) \quad \tilde{J}_{n_0}(0, t) = \tilde{J}_{p_0}(0, t) \quad .$$

Combining (4.21) and (4.22) gives

$$(4.24) \quad \tilde{n}(0, t)\exp[-\tilde{\psi}(0, t)] = \tilde{p}(0, t)\exp[\tilde{\psi}(0, t)]$$

which together with (4.23) gives the boundary conditions for the reduced problem at $x = 0$. We now investigate the initial conditions for the reduced equations (4.3) - (4.5). Since equation (4.6) is elliptic it has to hold also at $t = 0$. This gives the condition

$$(4.25) \quad [c_x - (2\tilde{p}_0^I + c)\tilde{\psi}_0^I]_x = 0$$

$$(4.26) \quad \tilde{n}_0^I(0)\exp[-\tilde{\psi}_0^I(0)] = \tilde{p}_0^I(0)\exp[\tilde{\psi}_0^I(0)]$$

$$(4.27) \quad \tilde{\psi}_0^I(1) = \psi_1(0)$$

on the zeroth order term of $\tilde{w}^I(x, \lambda)$. Also the layer equations (4.14) - (4.16) have to hold for $t = 0$ since they are time-independent. This gives the condition

$$(4.26) \quad \hat{n}_0^I(\zeta) = \tilde{n}_0^I(0) \{ \exp[+\hat{\psi}_0^I(\zeta)] - 1 \}$$

$$(4.27) \quad \hat{p}_0^I(\zeta) = \tilde{p}_0^I(0) \{ \exp[-\hat{\psi}_0^I(\zeta)] - 1 \}$$

on \hat{w}_0^I . Equation (4.14) has to be satisfied because of the compatibility condition (2.28). Using the theory outlined in the previous chapter we see that conditions (4.24) - (4.27) are satisfied if w^I is the solution of the steady-state problem (3.1) - (3.6). Thus, if conditions (4.24) - (4.27) are satisfied we have determined the zeroth order term $\tilde{w}_0^I + \hat{w}_0^I$ of the expansion (4.2). We summarize this in the

(4.28) Theorem:

If $w^I(x, \lambda)$ has an asymptotic expansion $w^I \sim \sum_{i=0}^{\infty} (\tilde{w}_i^I(x) + \hat{w}_i^I(\frac{x}{\lambda})) \lambda^i$, $w^I = (\psi^I, n^I, p^I)^T$ and \tilde{w}_0^I and \hat{w}_0^I satisfies the conditions (4.24) - (4.27) (as it is the case if w^I is the solution of the steady state problem (4.1) - (4.6)) then the zeroth order term $\tilde{w}_0^I(x, t)$ satisfies the equations

$$(4.29) \quad 0 = \tilde{J}_{0_x}, \quad \tilde{J}_0 = \tilde{J}_{n_0} + \tilde{J}_{p_0} = c_x - (2\tilde{p}_0 + c) \tilde{\psi}_{0_x}$$

$$(4.30) \quad \tilde{p}_{0_t} = -\tilde{J}_{p_0_x} + R(\tilde{p}_0 + c, \tilde{p}_0), \quad \tilde{J}_{p_0} = -\tilde{p}_{0_x} - \tilde{p}_0 \tilde{\psi}_{0_x}$$

together with the boundary conditions

$$(4.31) \quad [\tilde{p}(0, t) + c(0)] \exp[-\tilde{\psi}_0(0, t)] = \tilde{p}_0(0, t) \exp[\tilde{\psi}_0(0, t)]$$

$$(4.32) \quad \tilde{J}_0(0, t) = 2\tilde{J}_{p_0}(0, t)$$

$$(4.33) \quad \tilde{\psi}_0(1, t) = \psi_1(t), \quad \tilde{p}_0(1, t) = \frac{1}{2} (-c(1) + \sqrt{c(1)^2 + \psi \alpha^2})$$

and the initial conditions

$$(4.34) \quad \tilde{p}_0(x, 0) = \tilde{p}_0^I(x)$$

The zeroth order layer term $\hat{w}_0^I(\zeta, t)$ satisfies the relations

$$(4.35) \quad \hat{n}_0(\zeta, t) = \tilde{n}_0(0, t) \{ \exp[\hat{\psi}_0(\zeta, t)] - 1 \}$$

$$(4.36) \quad \hat{p}_0(\zeta, t) = \tilde{p}_0(0, t) [\exp[-\hat{\psi}_0(\zeta, t)] - 1]$$

$$(4.37) \quad \hat{J}_{n_0} = \hat{J}_{p_0} = 0$$

$$(4.38) \quad \hat{\psi}_{0\zeta\zeta} = \hat{n}_0 - \hat{p}_0, \quad \hat{\psi}_0(0, t) = -\tilde{\psi}_0(0, t), \quad \hat{\psi}_0(\infty, t) = 0 .$$

So we have determined the zeroth order approximation to the solution of (2.35) - (2.42) in the case that the initial functions ψ^I , n^I and p^I are solutions of the steady state problem. This expansion varies in time on the timescale t . Thus the reaction time of the p - n junction (the time it takes the system to reach another steady state if we vary the bias) will be of this order of magnitude. Essential for the derivation of this asymptotic solution was the fact that (4.24) - (4.27) was satisfied for the initial values. Although this will be the case for all practical purposes (since we always start with a steady state solution) it is of some interest to see what happens if conditions (4.24) - (4.27) are violated. This is the case if we solve (2.35) - (2.42) numerically and our numerical solution is "polluted" by a discretization error. For this purpose it is convenient to rewrite our problem (2.35) - (2.42): We eliminate n from (2.36) - (2.38) by substituting $n = \lambda^2 \psi_{xx} + p + C$ in (2.36) - (2.38) and subtracting (2.37) from (2.36). This gives

$$(4.39) \quad \lambda^2 \psi_{xx} = J_x, \quad J = J_n + J_p = C_x + \lambda^2 \psi_{xxx} - (2p + C + \lambda^2 \psi_{xx}) \psi_x$$

$$(4.40) \quad p_t = -J_{p_x} - R, \quad J_p = -p_x - p \psi_x .$$

We now supplement our expansion (4.2) by a term $\bar{w}(\tau, x, \lambda)$ which varies on the fast time scale $\tau = t\lambda^{-\gamma}$, $\gamma > 0$ (where γ still remains to be determined)

$$(4.41) \quad w(x,t,\lambda) \sim \sum_{i=0}^{\infty} [\tilde{w}_i(x,t) + \hat{w}_i(\zeta,t) + \bar{w}_i(x,\tau)] \lambda^i$$

$$(4.42) \quad |\bar{w}_i(x,\tau)| \leq C_i(x) \exp(-C_2(x)\tau), \quad i = 1, 2, \dots$$

Inserting (4.41) into (4.39) gives

$$(4.43) \quad \lambda^{2-\gamma} \bar{\psi}_{0\text{xx}\tau} = [\lambda^2 \bar{\psi}_{0\text{xxx}} - (2p_0 + c + \lambda^2 \psi_{0\text{xx}} + 2\bar{p}_0 + \lambda^2 \bar{\psi}_{0\text{xx}}) \cdot \bar{\psi}_{0\text{x}} - (2\bar{p}_0 + \lambda^2 \bar{\psi}_{0\text{xx}}) \psi_{0\text{x}}]_{\text{x}}$$

$$(4.44) \quad \bar{p}_{0\tau} = \lambda^\gamma \bar{J} p_{0\text{x}}, \quad \bar{J} p_0 = -\bar{p}_{0\text{x}} - (p_0 + \bar{p}_0) \bar{\psi}_{0\text{x}} - p_0 \psi_{0\text{x}}$$

where ψ_0 and p_0 stand for the zeroth order expansion on the slow timescale t .

$$(4.45) \quad \psi_0 = \tilde{\psi}_0(x, \lambda^Y \tau) + \hat{\psi}_0(\zeta, \lambda^Y \tau)$$

$$(4.46) \quad p_0 = \tilde{p}_0(x, \lambda^Y \tau) + \hat{p}_0(\zeta, \lambda^Y \tau)$$

$\lambda \rightarrow 0$ in (4.44) gives $\bar{p}_{0\tau} = 0$ which together with (4.42) implies $\bar{p}_0 \equiv 0$. From (4.43) we see that the only value of γ which produces a nontrivial solution away from $x = 0$ is $\gamma = 2$.

Thus we set $\tau = \frac{t}{\lambda^2}$ and let λ tend to zero in (4.43) - (4.44). This gives

$$(4.47) \quad \bar{\psi}_{0\text{xx}\tau} = -[(2p_0 + c) \bar{\psi}_{0\text{x}}]_{\text{x}}$$

$$(4.48) \quad \bar{p}_0 \equiv 0$$

For a complete asymptotic expansion in the case of general initial conditions we refer the reader to Ringhofer [1983].

5. Finite Difference Methods

In this chapter we develop a finite difference scheme for the solution of problem (1.1) - (1.12). Severe stability problems arise because of the presence of the fast time scale (t/λ^2) in (4.47). To illustrate this we first consider a "naive" discretization of (2.35) - (2.42): First we only discretize (2.35) - (2.42) in time and leave the space variable x continuous. Thus we define a sequence

$$(5.1) \quad \{t_k, 0 = t_0 < \dots < t_k < \dots\}, \Delta t_k := t_{k+1} - t_k, k = 0, 1, \dots$$

and denote the function $v(x, t_k)$ with

$$(5.2) \quad v^k(x) = v(t_k, x), v = (\psi, n, p, J_n, J_p)^T, k = 0, 1, \dots$$

As a first approach one would perhaps try to solve equations (2.35) - (2.42) by a Crank-Nicholson scheme and solve Poisson's equation (2.35) implicitly on the new time level. This would give

$$(5.3) \quad \lambda^2 \psi_{xx}^{k+1} = n^{k+1} - p^{k+1} - c$$

$$(5.4) \quad \frac{n^{k+1} - n^k}{\Delta t_k} = \frac{1}{2} (J_{n_x}^{k+1} + J_{n_x}^k)$$

$$(5.5) \quad \frac{p^{k+1} - p^k}{\Delta t_k} = -\frac{1}{2} (J_{p_x}^{k+1} + J_{p_x}^k)$$

$$(5.6) \quad J_n^\ell = n_x^\ell - n^\ell \psi_x^\ell$$

$$\ell = k, k + 1$$

$$(5.7) \quad J_p^\ell = -p_x^\ell - p^\ell \psi_x^\ell$$

As we saw in chapter 4 the part of the potential ψ varying on the fast time scale (t/λ^2) satisfies the equation

$$\lambda^2 \psi_{xxt} = [c_x - (n+p)\psi_x]_x$$

Time differencing equation (5.3) and inserting the expressions $n^{k+1} - n^k$, $p^{k+1} - p^k$ from (5.4) - (5.7) yields

$$(5.8) \lambda^2 \frac{\psi_{xx}^{k+1} - \psi_{xx}^k}{\Delta t_k} = \frac{1}{2} [2C_x - (n^{k+1} + p^{k+1})\psi_x^{k+1} - (n^k + p^k)\psi_x^k] + o(\lambda^2) .$$

Thus away from the boundary layer at $x = 0$, ψ_{xx}^k will behave like the solution y^k of

$$(5.9) \quad \lambda^2 \frac{y^{k+1} - y^k}{\Delta t_k} = -\frac{1}{2} (a^k y^k + a^{k+1} y^{k+1}) + f^k, \quad a_k > 0$$

which oscillates wildly unless $\frac{\Delta t_k}{\lambda^2} < \text{const}$ holds. To derive a scheme which does not need this severe restriction on the time steps we rewrite (2.35) -

(2.42): We proceed as follows: We first discretize (2.35) - (2.42) in the space variable x . Thus we define a mesh X and a meshsize h by

$$(5.10) \quad X := \{x_i : x_i = ih, i = 0(1)N\}, \quad h = \frac{1}{N} .$$

(For the sake of simplicity we assume a uniform grid. The generalization of our results to nonuniform grids is straightforward.) Realistically we have to assume that $h \gg \lambda$ holds.

We approximate $(\psi, n, p)^T$ at x_i by the gridfunction $(\psi_i, n_i, p_i)^T$, $i = 0(1)N$. We approximate the currents (J_n, J_p) at $x_{i+\frac{1}{2}} := (x_i + x_{i+1})/2$ by $((J_n)_{i+\frac{1}{2}}, (J_p)_{i+\frac{1}{2}})$, $i = 0(1)N-1$. For a gridfunction $(z_i, i = 0(1)N)$ we

define the discrete operators D_+ , D_- and M by

$$(5.11) \quad (D_+ z)_i = z_{i+1} - z_i, \quad (D_- z)_i = z_i - z_{i-1}$$

$$(5.12) \quad (Mz)_i = \frac{1}{2} (z_i + z_{i+1}) .$$

We discretize (1.1), (1.2) and (1.3) by

$$(5.13) \quad \lambda^2 h^{-2} (D_+ D_- \psi)_i = n_i - p_i - C(x_i)$$

$$(5.14) \quad \frac{d}{dt} n_i = (J_n)_{i+\frac{1}{2}} - (J_n)_{i-\frac{1}{2}} / h$$

$$(5.15) \quad \frac{d}{dt} p_i = - \left(J_{p_{i+\frac{1}{2}}} - J_{p_{i-\frac{1}{2}}} \right) / h_i .$$

For simplicity we set the recombination rate $R = \beta$. For the discretization of the current relations (2.38), (2.39) we use an exponentially fitted scheme. This scheme was first proposed by Scharfetter and Gummel [1969] and analyzed in a singular perturbation framework by Markowich et al [1983b]:

$$(5.16) \quad J_{n_{i+\frac{1}{2}}} = [\sigma(D_+\psi_i)(D_+n_i) - (Mn_i)(D_+\psi_i)] / h_i$$

$$(5.17) \quad J_{p_{i+\frac{1}{2}}} = [-\sigma(D_+\psi_i)(D_+p_i) - (Mp_i)(D_+\psi_i)] / h_i$$

$$\sigma(z) := \frac{z}{2} \coth(z) .$$

The boundary conditions transform to

$$(5.18) \quad \psi_0(t) = 0, \quad n_0(t) = p_0(t), \quad J_{n_{\frac{1}{2}}}(t) = J_{p_{\frac{1}{2}}}(t)$$

$$(5.19) \quad \psi_N(t) = \psi_b(t), \quad p_N(t) = \frac{1}{2} (-C(1) + \sqrt{C(1)^2 + 4\alpha^2}), \quad m_N(t) = p_N(t) + C(1)$$

and as initial conditions we impose

$$(5.20) \quad \psi_i(0) = \psi_i^0, \quad n_i(0) = n_i^0, \quad p_i(0) = p_i^0, \quad i = 1(1)N-1 .$$

Where for the sake of compatibility we assume

$$(5.21) \quad \lambda^2 h^{-2} D_+ D_- \psi_i^0 = n_i^0 - p_i^0 - C(x_i), \quad i = 2(1)N-1 .$$

(5.13) - (5.20) is an initial value problem for a system of $2(N-1)$ ordinary differential equations coupled to the $N - 1$ algebraic equations (5.13). We now eliminate the algebraic equations (5.13) by differentiating (5.13) with respect to t and inserting for n_t and p_t from (5.14) and (5.15). We obtain

$$(5.22) \quad \lambda^2 h^{-2} D_+ D_- \frac{d}{dt} \psi_i = \left(J_{i+\frac{1}{2}} - J_{i-\frac{1}{2}} \right) / h$$

$$(5.23) \quad J_{i+\frac{1}{2}} = J_{n_{i+\frac{1}{2}}} + J_{p_{i+\frac{1}{2}}} = [\sigma(D_+ \psi_i)(D_+ n_i - D_+ p_i) - (M n_i + M p_i)(D_+ \psi_i)] / h .$$

We now eliminate n_i from (5.23) by using (5.13) and the boundary conditions (5.18), (5.19)

$$(5.24) \quad n_i = p_i + v_i C(x_i) + w_i \lambda^2 h^{-2} D_+ D_- \psi_i$$

$$(5.25) \quad w_i := \begin{cases} 1 & i \neq 0, N \\ 0 & i = 0, N' \end{cases}, \quad v_i = \begin{cases} 1 & i \neq 0 \\ 0 & i = 0 \end{cases} .$$

Thus we obtain the system

$$(5.26) \quad \lambda^2 h^{-1} (D_+ D_- \frac{d}{dt} \psi_i)_i = \left(J_{i+\frac{1}{2}} - J_{i-\frac{1}{2}} \right)$$

$$(5.27) \quad h J_{i+\frac{1}{2}} = \{ \sigma(D_+ \psi_i) D_+(C(x_i)) - M(2p+C)_i (D_+ \psi_i)_i + \lambda^2 h^{-2} [\sigma(D_+ \psi_i) D_+(w D_+ D_- \psi)_i - (M(w D_+ D_- \psi))_i (D_+ \psi)_i] \}$$

which approximates the fourth order differential equation

$$(5.28) \quad \lambda^2 \psi_{xxt} = J_x$$

$$(5.29) \quad J = C_x - (2p+c)\psi_x + \lambda^2 \psi_{xxx} - \lambda^2 \psi_{xx} \psi_x .$$

The problem consisting of (5.15), (5.17), (5.26), (5.27) together with the initial conditions (5.20) for p_i and ψ_i is equivalent to the original problem (5.13) - (5.17) if we define n_i by (5.24).

Inserting (5.24) into (5.23) we obtain

$$(5.30) \quad \lambda^2 (D_+ D_- \frac{d}{dt} \psi)_i = D_- [\sigma(D_+ \psi)(D_+ C) - M(2p+C)(D_+ \psi)]_i + O\left(\frac{\lambda^2}{h^2}\right)$$

$$(5.31) \quad \left(\frac{d}{dt} p\right)_i = h^{-2} D_- [\sigma(D_+ \psi)(D_+ p) + (Mp)(D_+ \psi)]_i .$$

To avoid the stability problems outlined at the beginning of this chapter (5.30) has to be discretized by backward differencing. (5.31) can be discretized by the trapezoidal rule (or the Crank-Nicholson scheme). The terms abbreviated with $O(\lambda^2 h^{-2})$ in (5.30) can be taken at the previous time step since we assumed $\lambda h^{-1} \ll 1$. Thus we approximate $\psi_i, n_i, p_i, J_{i+\frac{1}{2}}$

J_p at $t = t_k$ by $\psi_i^k, n_i^k, p_i^k, J_{i+\frac{1}{2}}^k$ and obtain

$$(5.32) \quad \lambda^2 (h, \Delta t)^{-1} (D_+ D_- (\psi^{k+1} - \psi^k))_i = J_{i+\frac{1}{2}}^{k+1} - J_{i-\frac{1}{2}}^{k+1}$$

$$(5.33) \quad (\Delta t)^{-1} (p_i^{k+1} - p_i^k) = \frac{1}{2} \left(J_{i+\frac{1}{2}}^{k+1} - J_{i-\frac{1}{2}}^{k+1} + J_{i+\frac{1}{2}}^k + J_{i-\frac{1}{2}}^k \right) / h$$

$$(5.34) \quad h J_{i+\frac{1}{2}}^k = \sigma(D_+ \psi_i^{k+1})(D_+ C)_i - M(2p^{k+1} + C)_i (D_+ \psi^{k+1})_i + \\ + \lambda^2 h^{-2} [\sigma(D_+ \psi_i^k) D_+ (w(D_+ D_- \psi^k))_i - M(w(D_+ D_- \psi^k))_i (D_+ \psi^k)_i]$$

$$(5.35) \quad h J_{i+\frac{1}{2}}^k = -\sigma(D_+ \psi_i^k)(D_+ p^k)_i - (Mp^k)_i (D_+ \psi^k)_i$$

$$(5.36) \quad \psi_0^{k+1} = 0, \quad \psi_N^{k+1} = \psi_b(t_{k+1})$$

$$(5.37) \quad 2 J_{\frac{1}{2}}^{k+1} = J_{\frac{1}{2}}^{k+1} p_N^{k+1} = p_b(t_{k+1}) = \frac{1}{2} [-C(1) + \sqrt{C(1)^2 + 4\alpha^2}] .$$

This corresponds to solving the differential equations

$$(5.38) \quad \frac{\lambda^2}{\Delta t} (\psi_{xx}^{k+1} - \psi_{xx}^k) = [C_x - (2p^{k+1} + C)\psi_x^{k+1} + \lambda^2 \psi_{xxx}^k - \lambda^2 \psi_{xx}^k \psi_x^k]$$

$$(5.39) \quad (\Delta t)^{-1}(p^{k+1} - p^k) = \frac{1}{2} (p_x^{k+1} + p^{k+1} \psi_x^{k+1})_x - \frac{1}{2} J_{p_x}^k$$

at each time step, which represent a coupled system of two nonlinear equations for ψ and p . (5.33), (5.35) (or (5.37)) represent a second order time discretization for (5.15), (5.17) whereas (5.32), (5.34) only is a first order time discretization for (5.22), (5.23).

The time derivative in (5.22) is multiplied by λ^2 . Thus the method is actually convergent of order

$$O[(\Delta t)^2 + \lambda^2 \Delta t]$$

where Δt denotes the maximal time step. Since for practical purposes $\Delta t \gg \lambda$ will hold we can say that the method is actually of second order in time. A detailed analysis of the stability and convergence properties will be the topic of a subsequent paper.

6. Numerical results

In this chapter we present numerical results for two test problems which were solved by the technique outlined in the previous chapter. The computation was performed on a VAX-780 computer in double precision (which provides 14 significant digits). The physical parameters were taken from Table 2 in Chapter 1. We took a constant doping profile on the interval $[0, \ell]$. The maximal doping (\bar{C} in Chapter 2) was taken to be 10^{17}cm^{-3} . The characteristic length 2ℓ of the device was taken to be 5μ . This corresponds to $\lambda = 10^{-3}$. As initial values the solution of the equilibrium problem (that is the steady state problem with zero bias applied) have been taken on the interval $[0, 1]$. 21 equally spaced gridpoints were taken in the x direction ($h = 0.05$). As time steps we used $\Delta t_k = \Delta t = 0.1$, $k = 0, 1, 2, \dots$. (No stability problems were encountered when we varied Δt .) Two cases have been simulated: First we switched from the equilibrium to a reverse bias of 0.25V. In the other case we switched from 0V. (equilibrium) to a voltage of 0.25V forward bias. This corresponds to a variation of the boundary condition $\psi_1(t)$ in (2.41) from $\psi_1 = 16.12$ (~ 0 V) to $\psi_1 = 21.12$ (~ 0.25 V reverse bias) in figures 1, 2 and 3 and to a switch from $\psi_1 = 16.12$ (~ 0 V) to $\psi_1 = 11.12$ (~ 0.25 V forward bias) in figures 4, 5 and 6.

We plotted ψ and the hole density p on the interval $[0, 1]$. The electron density n would be given by

$$n(x, t) = p(x, t) + C(x) + \lambda^2 \psi_{xx}(x, t) .$$

Thus away from $x = 0$ it differs visually from p only by the (constant) function $C(x)$. To obtain a picture of the full solution on $[-1, 1]$ ψ , n and p would have to be continued according to $\psi(-x) = -\psi(x)$, $n(-x) = p(x)$. In figures 3 and 6 we plotted the value of the total current

$$J(t) = \int_{-1}^1 J_n(x, t) + J_p(x, t) dx$$

as a function of time.

In detail the figures 1 - 6 show:

Figures 1 - 3: Switch from $\varnothing.V$ to 0.25V forward bias

Figure 1: $\psi(x,t)$, Figure 2: $\log_{10}(p(x,t))$,

Figure 3: $\log_{10}(J(t))$

Figures 4 - 6: Switch from $\varnothing.V$ to $\varnothing.25V$ forward bias

Figure 4: $\psi(x,t)$, Figure 5: $\log_{10}(p(x,t))$, Figure 6: $\log_{10}(J(t))$

FIGURE 1

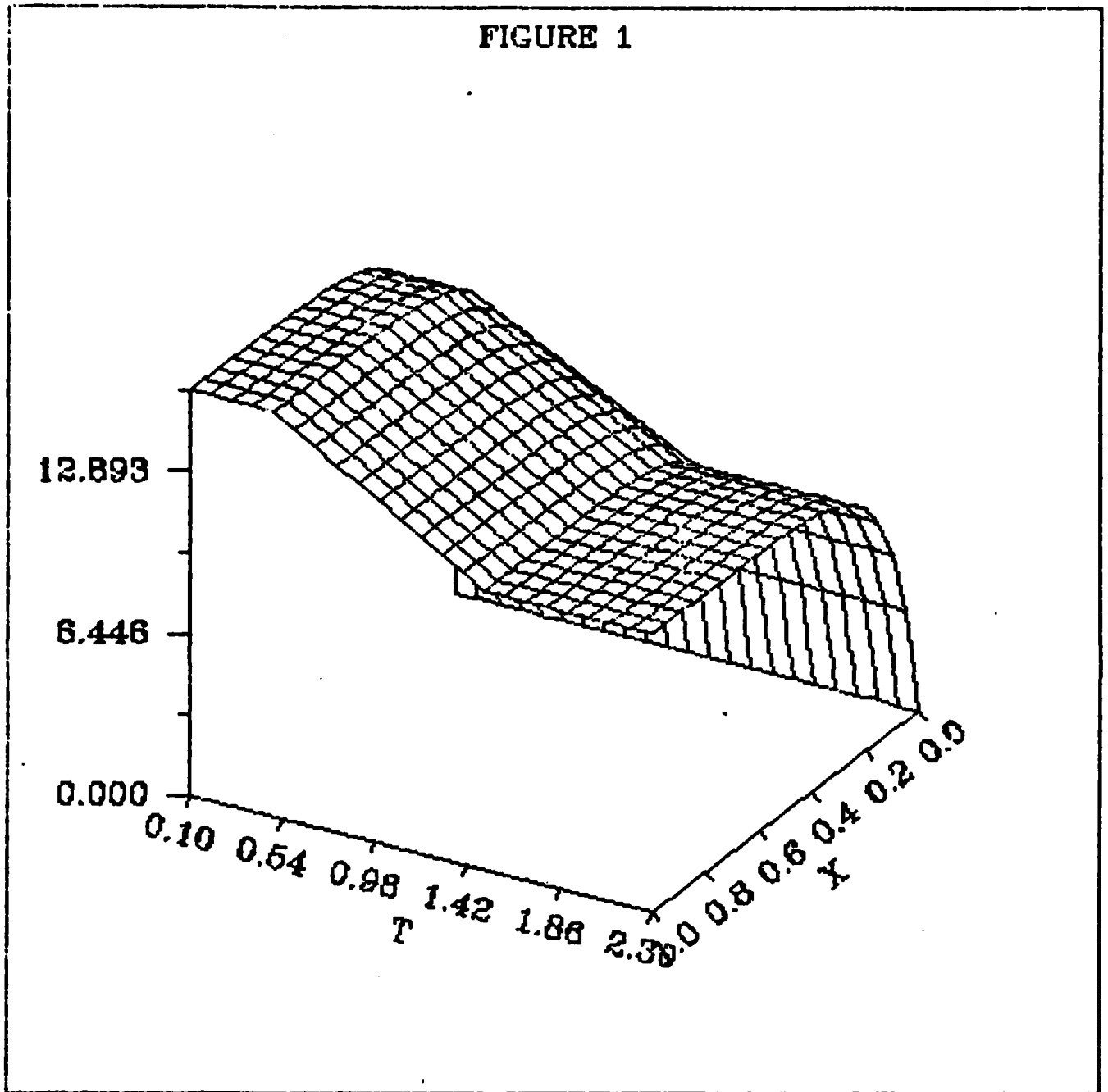


FIGURE 2

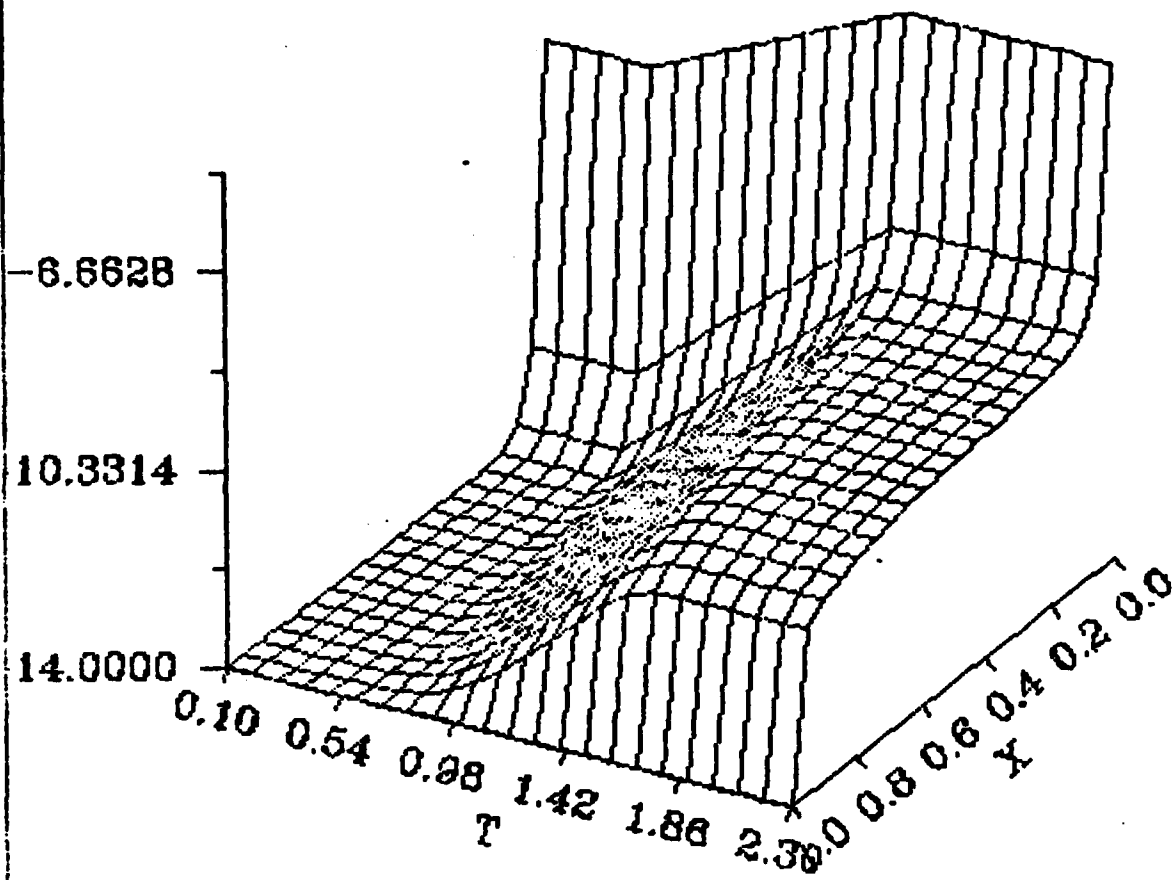
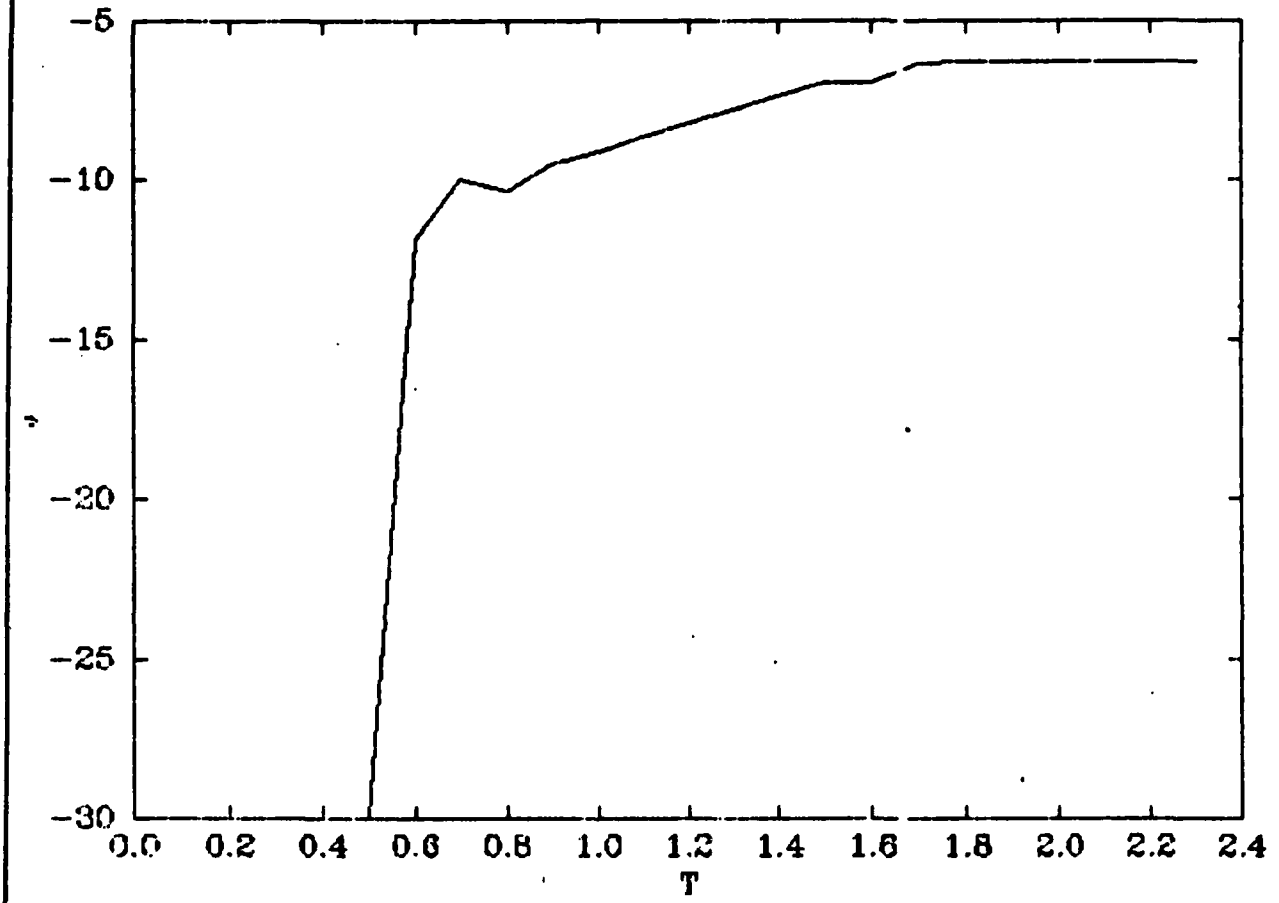


FIGURE 3



< P L O T 7 9 . > Release 1.6a 02-NOV-83 16:47:19

FIGURE 4

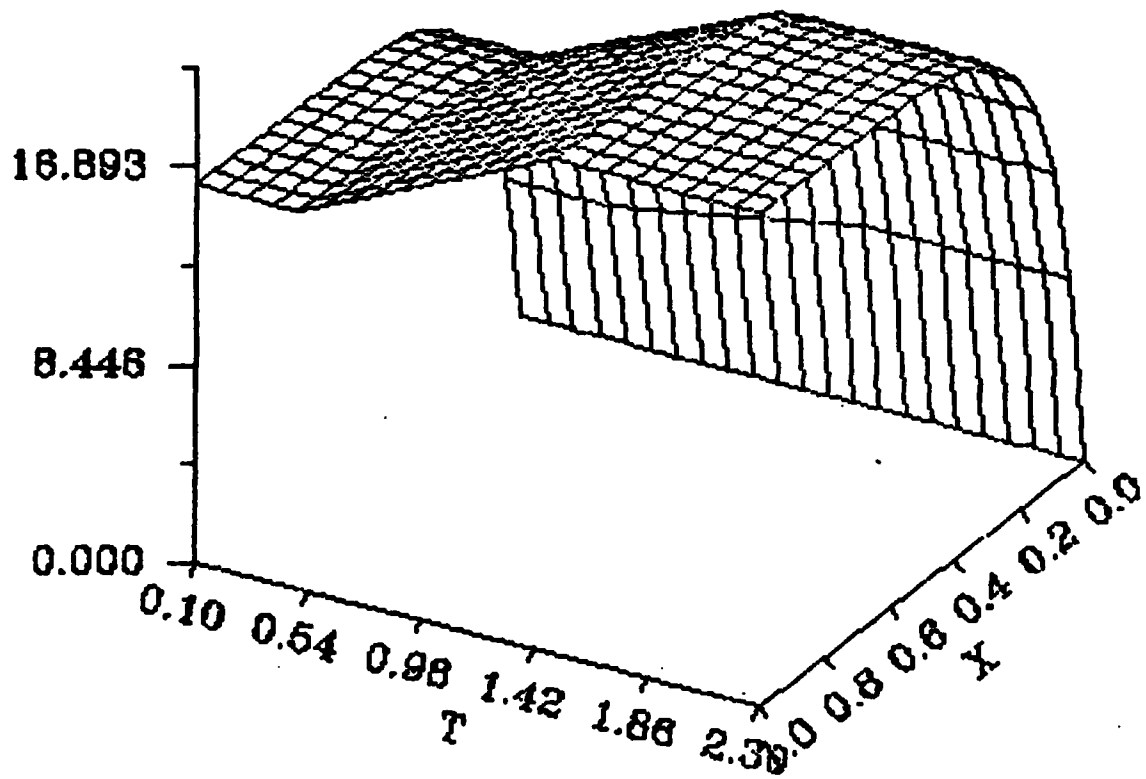


FIGURE 5

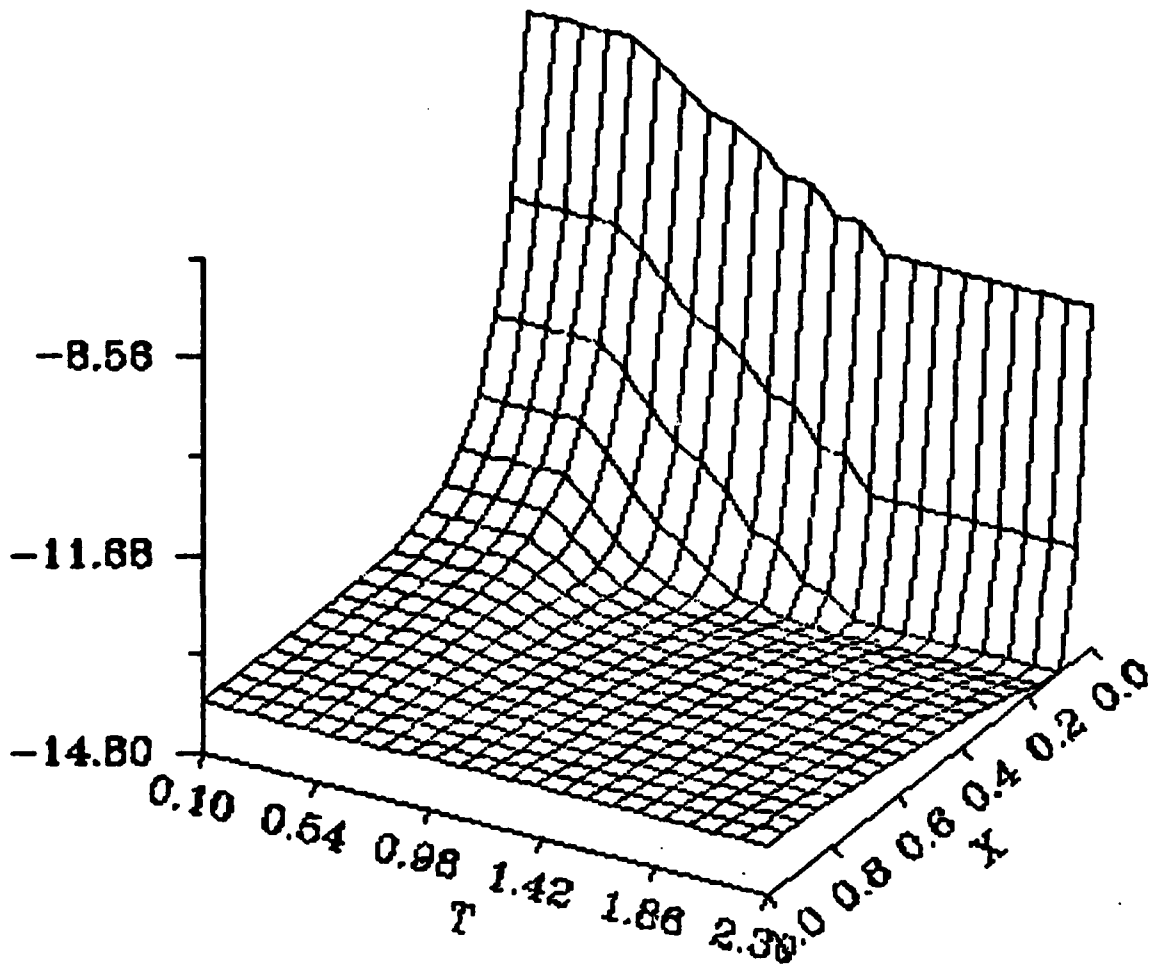
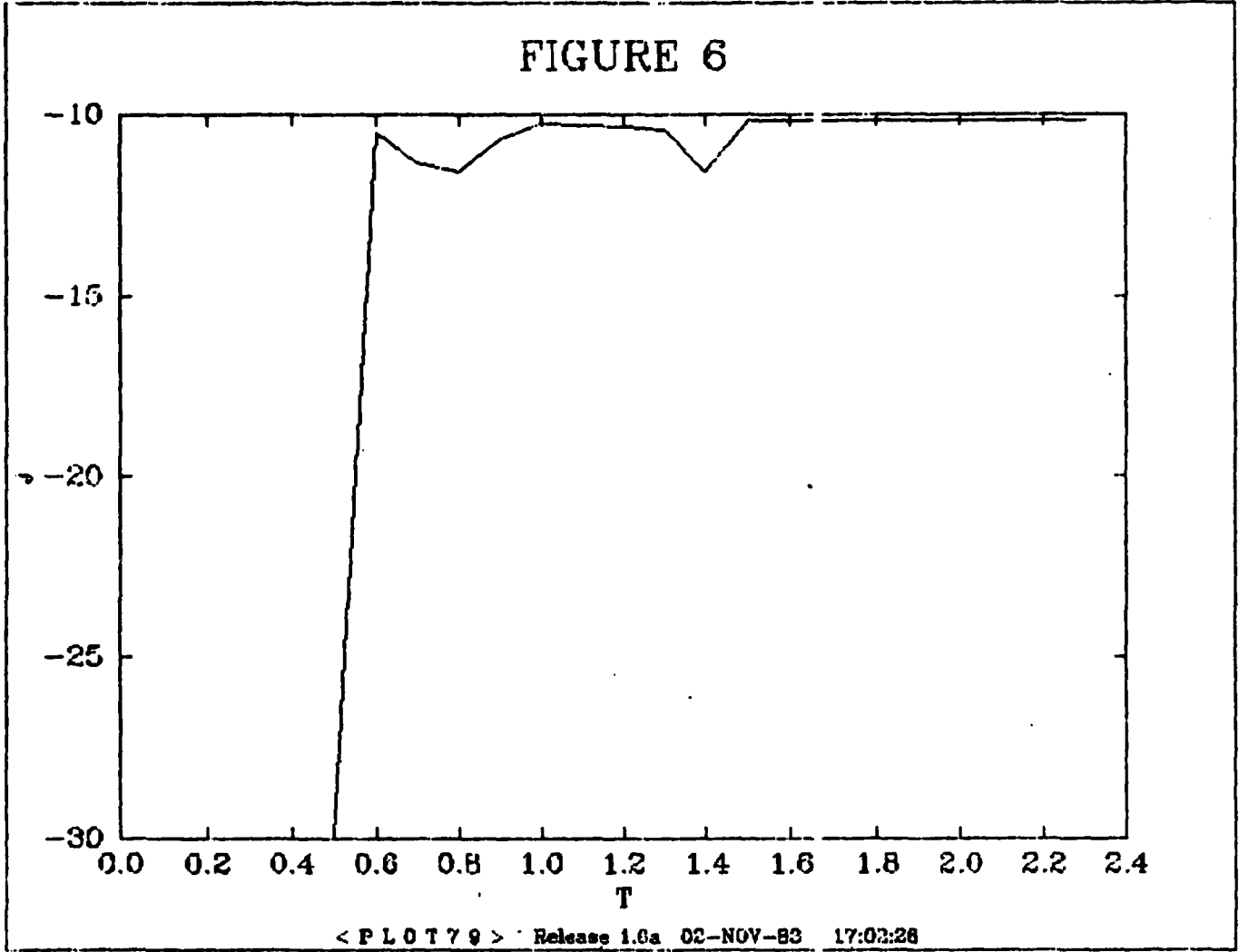


FIGURE 6



REFERENCES

- 1) Ashcroft, N. W., Mermin, N. D. [1976], "Solid State Physics", College.
- 2) Langer, E., Selberherr, S., Mader, H. [1981], "A Numerical Analysis of Bulk Barrier Diodes".
- 3) Markowich, P. A., Ringhofer, C. A. [1982], "A Singularly Perturbed Boundary Value Problem Modelling a Semiconductor Device", University of Wisconsin-Madison, Mathematics Research Center, Technical Summary Report #2388, to appear in SIAM J. Appl. Math.
- 4) Markowich, P. A., Ringhofer, C. A., Selberherr, S., Langer, E. [1983a], "An Asymptotic Analysis of Single Function Semiconductor Devices", MRC TSR #2527, to appear in ZAMP.
- 5) Markowich, P. A., Ringhofer, C. A., Selberherr, S., Lentini, M. [1983b], "A Singular Perturbation Approach for the Analysis of the Fundamental Semiconductor Equations", SIAM J. Sci. Stat. Comp., Vol. 4.
- 6) Mock, M. S. [1983], "Analysis of Mathematical Models of Semiconductor Devices", Boole Press, Dublin.
- 7) Scharfetter, D. L., Gummel, H. K. [1969], "Large Scale Analysis of a Silicone Read Diode Oscillator", IEEE Trans. on Electr. Dev., vol ED-16, pp. 64-77.
- 8) Schütz, A., Selberherr, S., Pötzl, H. W. [1981], "A Two Dimensional Model of the Avalanche Effect in MOS-Transistors", Solid State Electronics, vol 25 #3, pp. 177-183.
- 9) Selberherr, S. [1981], "Numerische Simulation von MOS-Transistoren", Thesis, Technical University of Vienna.
- 10) Smith, R. A. [1978], "Semiconductors", 2nd ed., Cambridge University Press.

- 11) Sze, S. M. [1969], "Physics of Semiconductor Devices", Wiley-Interscience.
- 12) Van Roosbroeck, W. [1950], "Theory of Flow of Electrons and Holes in Germanium and other Semiconductors", Bell Syst. Tech. J., Vol 29, pp. 560-607.

CR/jvs

REPORT DOCUMENTATION PAGE		READ INSTRUCTIONS BEFORE COMPLETING FORM
1. REPORT NUMBER #2606	2. GOVT ACCESSION NO. A137970	3. RECIPIENT'S CATALOG NUMBER
4. TITLE (and Subtitle) Numerical Methods for Transient Semiconductor Device Modelling		5. TYPE OF REPORT & PERIOD COVERED Summary Report - no specific reporting period
		6. PERFORMING ORG. REPORT NUMBER
7. AUTHOR(s) Christian Ringhofer		8. CONTRACT OR GRANT NUMBER(s) DAAG29-80-C-0041
9. PERFORMING ORGANIZATION NAME AND ADDRESS Mathematics Research Center, University of 610 Walnut Street Madison, Wisconsin 53706		10. PROGRAM ELEMENT, PROJECT, TASK AREA & WORK UNIT NUMBERS Work Unit Number 3 - Numerical Analysis and Scientific Computing
11. CONTROLLING OFFICE NAME AND ADDRESS U. S. Army Research Office P. O. Box 12211 Research Triangle Park, North Carolina 27709		12. REPORT DATE December 1983
		13. NUMBER OF PAGES 34
14. MONITORING AGENCY NAME & ADDRESS (if different from Controlling Office)		15. SECURITY CLASS. (of this report) UNCLASSIFIED
		15a. DECLASSIFICATION/DOWNGRADING SCHEDULE
16. DISTRIBUTION STATEMENT (of this Report) Approved for public release; distribution unlimited.		
17. DISTRIBUTION STATEMENT (of the abstract entered in Block 20, if different from Report)		
18. SUPPLEMENTARY NOTES		
19. KEY WORDS (Continue on reverse side if necessary and identify by block number) Semiconductors, Singular Perturbations, Finite Difference Methods		
20. ABSTRACT (Continue on reverse side if necessary and identify by block number) A mixed system of parabolic and elliptic partial differential equations is used to describe the carrier transport and potential distribution in semiconductor devices such as MOSFET's, diodes e.t.c. A singular perturbation analysis of the corresponding initial boundary value problem is carried out. Asymptotic expansions of the solution in powers of the minimal Debye length are given. Based on this analysis a finite difference method for the numerical solution of these problems is developed. Here problems arise due to different time scales which are intrinsically present in the analytical		

ABSTRACT (continued)

problem. These different time scales do not occur in the physical solutions because of special (equilibrium-) initial conditions. Nevertheless they cause severe stability problems for finite difference methods. An unconditionally stable scheme is developed which minimizes computational effort. Numerical experiments on a test problem in one space dimension are presented.

FILM
3-8