AD-A137 574 FORT WAINWRIGHT WAINWRIGHT AAF ALASKA LIMITED SURFACE OBSERVATIONS CLIMAT..(U) AIR FORCE ENVIRONMENTAL TECHNICAL APPLICATIONS CENTER SCOTT A.. 13 OCT 83 1/5

UNCLASSIFIED USAFETAC/DS-83/044 SBI-AD-E850 487 F/G 4/2 NL





MICROCOPY RESOLUTION TEST CHART
NATIONAL BUREAU OF STANDARDS - 1963 - A

AD A137574

DTIC FILE COPY

(1)

USAFETAC/DS-83/044

AVE750 497

DATA PROCESSING DIVISION
USAFETAC
Air Weather Service (MAC)

SCOTT AFB, IL 62225

"LIMITED SURFACE OBSERVATIONS"
CLIMATIC SUMMARY "LISOCS"

17 OCT 1983

FT WAINWRIGHT ARS AK MSC #702615
N 64 50 W 147 37 ELEV [illegible] FT FBK

PARTS A-F HOURS SUMMARIZED: 0500 - 2100 L.T

PERIOD OF RECORD:
HOURLY OBSERVATIONS: FEB 77 - MAY 83
SUMMARY OF DAY DATA: NONE

TIME CONVERSION GMT TO LST: -10

OCT 13 1983

DISTRIBUTION STATEMENT A
Approved for public release;
Distribution Unlimited

FEDERAL BUILDING
ASHEVILLE, N. C.

DTIC
ELECTE
JAN 31 1984
S
B

84 01 31 084

SECURITY CLASSIFICATION OF THIS PAGE (When Data Entered)

REPORT DOCUMENTATION PAGE	READ INSTRUCTIONS BEFORE COMPLETING FORM
1 REPORT NUMBER: USAFETAC/DS- 83/044	2 GOVT ACCESSION NO: AD-A137 574
	3 RECIPIENT'S CATALOG NUMBER:
4 TITLE (and Subtitle): Limited Surface Observations Climatic Summary (LISOCS) - FORT WAINWRIGHT, WAINWRIGHT AAF, ALASKA	5 TYPE OF REPORT & PERIOD COVERED: Final Rept
	6 PERFORMING ORG. REPORT NUMBER:
7 AUTHOR(s):	8 CONTRACT OR GRANT NUMBER(s):
9 PERFORMING ORGANIZATION NAME AND ADDRESS: USAFETAC/OL-A, Air Force Environmental Technical Appl. Center, Scott AFB IL 62225	10 PROGRAM ELEMENT, PROJECT, TASK AREA & WORK UNIT NUMBERS:
11 CONTROLLING OFFICE NAME AND ADDRESS: USAFETAC/TS, Air Weather Service (MAC), Scott AFB IL 62225	12 REPORT DATE: 13 OCT 83
	13 NUMBER OF PAGES: 320
14 MONITORING AGENCY NAME & ADDRESS(if different from Controlling Office)	15 SECURITY CLASS (of this report): UNCLASSIFIED
	15a DECLASSIFICATION DOWNGRADING SCHEDULE:

16 DISTRIBUTION STATEMENT (of this Report)

Approved for public release; distribution unlimited.

17 DISTRIBUTION STATEMENT (of the abstract entered in Block 20, if different from Report)

18 SUPPLEMENTARY NOTES

Limited-duty weather observation site.

19 KEY WORDS (Continue on reverse side if necessary and identify by block number)

*LISOCS	Climatology	Weather conditions
*RUSSWO	Surface winds	Relative humidity
*Climatological data	Sea-level pressure	Station pressure
Psychrometric summary	Atmospheric pressure	Ceiling versus Visibility

20 ABSTRACT (Continue on reverse side if necessary and identify by block number)

This report is similar to a Revised Uniform Summary of Surface Weather Observations (RUSSWO) except the summary generated is from data observed at limited-duty observation sites. This summary is blocked based on the normal hours of observation and only those tables using hourly data are presented. Caution must be exercised when using these summaries as the data reflect conditions occurring only during limited duty hours of operation. This report is a five-part statisitical summary of surface weather observations for FORT WAINWRIGHT, WAINWRIGHT AAF, ALASKA

DD FORM 1 JAN 73 1473 EDITION OF 1 NOV 65 IS OBSOLETE

SECURITY CLASSIFICATION OF THIS PAGE (When Data Entered)

19. Percentage frequency of distibution tables
Dry-bulb temperature versus wet-bulb temperature
Cumulative percentage frequency of distribution tables

*
ALASKA
* WAINWRIGHT AAF

*FORT WAINWRIGHT
USAK702615

20. It contains the following parts: (A) Weather Conditions; (C) Surface Winds; (D) Ceiling Versus Visibility; (E) Psychrometric Summaries (psychrometric summary of wet-bulb temperature depression versus dry-bulb temperature, means and standard deviations of dry-bulb, wet-bulb and dew point temperatures and relative humidity); and (F) Pressure Summary (means, standard deviations and observation counts of station and/or sea-level pressure). Summaries in this report are presented in tabular form, in most cases in percentage frequency of occurrence or cumulative percentage frequency of occurrence tables.

The number that identifies the station in this summary is an AWS Master Station Catalog number. This number is comprised of the WMO number with the addition of a suffix zero; or, in cases where there is no designated WMO number, a 5-digit number created in agreement with WMO rules, plus a sixth qualifying digit. These numbers (also referred to as DATSAV or USAFETAC numbers) uniquely identify each of more than 15,000 reporting stations around the world. This is the provenance of the number (e.g., MSC 999999) which will appear on future OL-A standard products.

Accession For
NTIS [illegible]
DTIC T[illegible]
Unann[illegible]
Justi[illegible]
By
Distribution/
Availability Codes
Avail and/or
Dist | Special
A-1



NOTES

1. In order to provide you with as much data as possible, we "blocked" the data to reflect normal operating hours 0500 LST to 2100 LST. Therefore, in all summaries using the standard eight 3-hour time groups, the 03-05 and 21-23 time groups contain serious data shortages by at least two-thirds.
2. Dew Point Temperatures were not transmitted when the dry bulb temperatures was below -35°F. As a result, during the colder months, the Mean Dew Point and Wet Bulb Temperatures are actually lower than indicated (e. g. see RUSSWO Section E, Means and Standard Deviation Summaries for Time Group 06-08 LST). Therefore, these temperatures during the colder months must be used with caution!

USAFETAC

LIMITED SURFACE OBSERVATIONS
CLIMATIC SUMMARIES (LISOCS)
HOURLY OBSERVATIONS

Hourly observations are defined as those record or record-special observations recorded at established hourly intervals.

SUMMARY OF THE DAY OBSERVATIONS

Summary of the day observations are selected from all data recorded on reporting forms and combined into these observations (records, record-specials, locals, summary of day, remarks, etc.).

DESCRIPTION OF SUMMARIES

Preceding each section is a brief description of the data comprising each part of the LISOCS and the manner of presentation. Tabulations are prepared from observations recorded by stations operated by the US Services and some foreign stations using similar reporting practices.

Unless otherwise noted, the following summaries are included in this LISOCS:

PART A: WEATHER CONDITIONS

PART B: NO OR INSUFFICIENT DATA AVAILABLE*

PART C: SURFACE WINDS

PART D: CEILING VERSUS VISIBILITY

SKY COVER

*PRECIPITATION, SNOWFALL AND SNOW DEPTH

PART E: DAILY HIGH, LOW, AND MEAN TEMPERATURES

MAX HIGH AND MIN LOW TEMPERATURES

PSYCHROMETRIC: DRY VS WET BULB

MEAN AND STD DEV. (DRY BULB, WET BULB, AND DEW POINT TEMPERATURES)

RELATIVE HUMIDITY

PART F: STATION PRESSURE

SEA LEVEL PRESSURE

STANDARD 3-HOUR GROUPS

All summaries requiring diurnal variations are summarized in eight 3-hour periods corresponding to the following sets of hourly observations: 0000-0200, 0300-0500, 0600-0800, 0900-1100, 1200-1400, 1500-1700, 1800-2000, 2100-2300 local standard time (LST).

STATION NO ON SUMMARY	STATION NAME	LATITUDE:	LONGITUDE:	STATION ELEV. (FT)	CALL SIGN	WBAN NUMBER:
702615	FAIRBANKS ALASKA/ Ft Wainwright AAF	N 64 50	W 147 37	448	FBK	70262

STATION LOCATION AND INSTRUMENTATION HISTORY

NUMBER OF LOCATION	GEOGRAPHICAL LOCATION & NAME	TYPE OF STATION	AT THIS LOCATION		LATITUDE	LONGITUDE	ELEVATION ABOVE MSL		OBS PER DAY
			FROM	TO			STATION (FT)	TYPE BAROMETER	
1	Fairbanks Alaska - Ladd Fld	AAF	Feb 42	Feb 45	N 64 51	W 147 37	462	464	24
2	No change	AAF	Mar 45	May 46	N 64 50	W 147 36	460	463	24
3	No change	AAF	Jun 46	Jun 48	No chge	No chge	458	464	24
4	Fairbanks Alaska - Ladd AFB	AFB	Jul 48	Oct 56	No chge	No chge	No chge	No chge	24
5	No change	AFB	Nov 56	Oct 60	N 64 51	W 147 35	460	484	24
6	Fairbanks Alaska-Fort Wainwright	AAF	Oct 60	Jun 83	N 64 50	W 147 37	448	452	17

NUMBER OF LOCATION	DATE OF CHANGE	SURFACE WIND EQUIPMENT INFORMATION				REMARKS, ADDITIONAL EQUIPMENT, OR REASON FOR CHANGE
		LOCATION	TYPE OF TRANSMITTER	TYPE OF RECORDER	HT ABOVE GROUND	
1	Feb 42 to Feb 53	Not Available	Selsyn	MJ-14ZB	N/A	
2	Mar 53 to Feb 57	Located on top of Hangar # 1	No chge	No chge	70 ft	
3	Mar 57 to Apr 59	Located on top of observation site	MN/GMC-1	No chge	50 ft	
4	May 59 to Oct 60	Located between rnwys approx. 2500 ft from E end of rnwys.	MN/GMC-1	MO-2	13 ft	

USAF ETAC FORM APR 80 0-19 (OL-1)

CONTINUED ON REVERSE SIDE

NUMBER OF LOCATIONS	DATE OF CHANGE	SURFACE WIND EQUIPMENT INFORMATION				REMARKS, ADDITIONAL EQUIPMENT OR REASON FOR CHANGE
		LOCATION	TYPE OF TRANSMITTER	TYPE OF RECORDER	HT. ABOVE GROUND	
5	May 80 to Jun 83	Same	AN/GMQ-20	RO 362	13 Ft	

U S AIR FORCE
ENVIRONMENTAL TECHNICAL
APPLICATIONS CENTER

A

PART A WEATHER CONDITIONS

This summary is a percentage frequency occurrence of various atmospheric phenomena and obstructions to vision, derived from hourly observations, and is presented in two tables as follows:

1. By month and annual, all hours and years combined.

2. By month, all years combined, by standard 3-hour groups.

A percent value of ".0" in these tables indicates less than .05 percent, which is usually only one occurrence. The various phenomena included in each category on the forms are listed below:

Thunderstorms - All reported occurrences of thunderstorm, tornado, and waterspout.

Rain and/or drizzle - All liquid precipitation, falling to the ground, not freezing.

Freezing rain and/or freezing drizzle (glaze) - Precipitation falling in liquid form, but freezing on contact with an unheated surface.

Snow and/or sleet (ice pellets) - Included are snow, snow pellets, sleet, snow grains, ice crystals, and ice pellets from Jan 68 and later. (Snow pellets also known as soft hail)

Hail - Occurrences of hail and small hail are included.

Percentage of observations with precipitation - Included in this category are the observations when one or more of the above phenomena occurred. Since more than one type of precipitation may be reported in the same observation, the sums of the individual categories may exceed the percentages of the observations with precip.

Fog - Included are fog, ice fog, and ground fog.

Smoke and/or haze - Occurrences of smoke, haze, or combinations of smoke and haze are included.

Blowing snow - Occurrences of blowing snow (also drifting snow when reported from non-WBAN sources).

Dust and/or sand - Included are blowing dust, blowing sand, and dust.

Continued on Reverse

Blowing spray - This item if reported, is not shown in a separate category on this form but is included in the computation Percentage of Observations with Obstructions to Vision, below.

Percentage of observations with obstructions to vision - Included in this category are the observations when one or more of the above obstructions to vision occurred. Since more than one type of obstruction may be reported in the same observation, the sums of the individual categories may exceed the percentage total columns. Also, although precipitation may reduce visibility, it is not considered an obstruction to vision for purposes of this summary; therefore, the percentage total of obstructions to vision need not reflect the total observations with reduced visibility.

GLOBAL CLIMATOLOGY BRANCH
USAFETAC
AIR WEATHER SERVICE/MAC

WEATHER CONDITIONS

702615	FT WAINWRIGHT AAF AK	78-83	JAN
STATION	STATION NAME	YEARS	MONTH

PERCENTAGE FREQUENCY OF OCCURRENCE OF WEATHER CONDITIONS FROM HOURLY OBSERVATIONS

MONTH	HOURS (L.S.T.)	THUNDER-STORMS	RAIN AND OR DRIZZLE	FREEZING RAIN & /OR DRIZZLE	SNOW AND/OR SLEET	HAIL	% OF OBS WITH PRECIP.	FOG	SMOKE AND/OR HAZE	BLOWING SNOW	DUST AND OR SAND	% OF OBS WITH OBST TO VISION	TOTAL NO. OF OBS
JAN	00-02												
	03-05			.7	15.8		15.8	15.1		1.3		16.4	152
	06-08			.2	16.9		16.9	17.5		.6		18.1	515
	09-11		.2		13.6		13.8	19.0		.4		19.4	516
	12-14		.2	.4	13.6		13.8	15.3				15.3	516
	15-17				16.1		16.1	16.5		.2		16.7	514
	18-20				15.7		15.7	16.5		.6		17.1	538
	21-23				14.1		14.1	17.8				17.8	135
TOTALS			.1	.2	15.1		15.2	16.8		.4		17.3	2856

GLOBAL CLIMATOLOGY BRANCH
USAFETAC
AIR WEATHER SERVICE/MAC

WEATHER CONDITIONS

702615 (STATION) FT WAINWRIGHT AAF AK (STATION NAME) 77-83 (YEARS) FEB (MONTH)

PERCENTAGE FREQUENCY OF OCCURRENCE OF WEATHER CONDITIONS FROM HOURLY OBSERVATIONS

MONTH	HOURS (L S T)	THUNDER-STORMS	RAIN AND OR DRIZZLE	FREEZING RAIN & OR DRIZZLE	SNOW AND/OR SLEET	HAIL	% OF OBS WITH PRECIP.	FOG	SMOKE AND OR HAZE	BLOWING SNOW	DUST AND OR SAND	% OF OBS WITH OBST TO VISION	TOTAL NO OF OBS
FEB	00-02												
	03-05		.7	.7	17.4		18.8	15.2				15.2	138
	06-08		.4	.2	15.7		16.2	17.2				17.2	517
	09-11			.6	14.4		15.0	16.7				16.7	520
	12-14		.2	.8	12.6		13.4	9.0				9.0	522
	15-17			.4	12.8		13.2	7.6				7.6	514
	18-20		.2		15.6		15.8	11.3				11.3	505
	21-23		.7		15.3		16.0	15.3				15.3	144
TOTALS			.3	.4	14.8		15.5	13.2				13.2	2860

USAFETAC FORM 0-10-5(OL A), PREVIOUS EDITIONS OF THIS FORM ARE OBSOLETE

GLOBAL CLIMATOLOGY BRANCH
USAFETAC
AIR WEATHER SERVICE/MAC

WEATHER CONDITIONS

702615 FT WAINWRIGHT AAF AK 77-83 MAR
STATION STATION NAME YEARS MONTH

PERCENTAGE FREQUENCY OF OCCURRENCE OF WEATHER CONDITIONS FROM HOURLY OBSERVATIONS

MONTH	HOURS (L.S.T.)	THUNDER-STORMS	RAIN AND OR DRIZZLE	FREEZING RAIN & OR DRIZZLE	SNOW AND/OR SLEET	HAIL	% OF OBS WITH PRECIP.	FOG	SMOKE AND/OR HAZE	BLOWING SNOW	DUST AND OR SAND	% OF OBS WITH OBST TO VISION	TOTAL NO OF OBS
MAR	00-02												
	03-05				11.3		11.3	2.0		.7		2.7	150
	06-08				12.1		12.1	2.6	.3	.2		2.8	613
	09-11		.2	.2	11.8		12.0	1.6	1.1	.3		3.1	617
	12-14				8.4		8.4	.6	.8			1.5	616
	15-17				7.8		7.8	1.1	1.0			2.1	615
	18-20		.3	.2	7.1		7.6	1.5	.2			1.7	604
	21-23		.6		9.8		10.4	1.2				1.2	173
TOTALS			.2	.1	9.8		9.9	1.5	.5	.2		2.2	3388

GLOBAL CLIMATOLOGY BRANCH
USAFETAC
AIR WEATHER SERVICE/MAC

WEATHER CONDITIONS

702615 (STATION) FT WAINWRIGHT AAF AK (STATION NAME) 77-83 (YEARS) APR (MONTH)

PERCENTAGE FREQUENCY OF OCCURRENCE OF WEATHER CONDITIONS FROM HOURLY OBSERVATIONS

MONTH	HOURS (L S T)	THUNDER-STORMS	RAIN AND OR DRIZZLE	FREEZING RAIN & OR DRIZZLE	SNOW AND/OR SLEET	HAIL	% OF OBS WITH PRECIP.	FOG	SMOKE AND/OR HAZE	BLOWING SNOW	DUST AND OR SAND	% OF OBS WITH OBST TO VISION	TOTAL NO OF OBS
APR	00-02												
	03-05		2.1		4.2		6.2	1.4				1.4	144
	06-08		2.6		8.9		11.0	1.9				1.9	583
	09-11		2.6		7.2		9.8	1.2				1.2	584
	12-14		3.2		5.5		8.7	.7				.7	585
	15-17		3.4		4.1		7.5			.2		.2	585
	18-20		2.8		3.3		5.9	.2				.2	574
	21-23		1.5		6.1		7.6						132
TOTALS			2.6		5.6		8.1	.8		.0		.8	3187

GLOBAL CLIMATOLOGY BRANCH
USAFETAC
AIR WEATHER SERVICE/MAC

WEATHER CONDITIONS

702615	FT WAINWRIGHT AAF AK	77-83	MAY
STATION	STATION NAME	YEARS	MONTH

PERCENTAGE FREQUENCY OF OCCURRENCE OF WEATHER CONDITIONS FROM HOURLY OBSERVATIONS

MONTH	HOURS (L.S.T.)	THUNDER-STORMS	RAIN AND/OR DRIZZLE	FREEZING RAIN & /OR DRIZZLE	SNOW AND/OR SLEET	HAIL	% OF OBS WITH PRECIP.	FOG	SMOKE AND/OR HAZE	BLOWING SNOW	DUST AND OR SAND	% OF OBS WITH OBST TO VISION	TOTAL NO OF OBS.
MAY	00-02												
	03-05		5.6		1.0		6.6	2.0				2.0	198
	06-08		3.7		2.0		5.7	1.3	.5			1.7	596
	09-11		4.5		1.2		5.7	.3	1.2			1.5	597
	12-14	.2	4.2		.5	.3	4.7		.7			.7	595
	15-17	.3	5.1				5.1						592
	18-20	.2	5.9		.5		6.1	.5	.7		.2	1.4	592
	21-23												
TOTALS		.1	4.8		.9	.1	5.7	.7	.5		.0	1.2	3170

GLOBAL CLIMATOLOGY BRANCH
USAFETAC
AIR WEATHER SERVICE/MAC

WEATHER CONDITIONS

702615 FT WAINWRIGHT AAF AK 77-82 JUN
STATION STATION NAME YEARS MONTH

PERCENTAGE FREQUENCY OF OCCURRENCE OF WEATHER CONDITIONS FROM HOURLY OBSERVATIONS

MONTH	HOURS (L.S.T.)	THUNDER-STORMS	RAIN AND OR DRIZZLE	FREEZING RAIN & /OR DRIZZLE	SNOW AND/OR SLEET	HAIL	% OF OBS WITH PRECIP.	FOG	SMOKE AND/OR HAZE	BLOWING SNOW	DUST AND OR SAND	% OF OBS WITH OBST TO VISION	TOTAL NO OF OBS
JUN	00-02												
	03-05		14.9				14.9	4.2				4.2	168
	06-08		17.4				17.4	3.4	2.2			5.3	506
	09-11	.2	15.6				15.6	1.8	2.4			4.1	507
	12-14	.4	9.9				9.9	1.8	2.4			4.0	506
	15-17	1.2	9.3				9.3	.4	1.4			1.6	505
	18-20	.4	9.5				9.5		.4			.4	504
	21-23												
TOTALS		.4	12.8				12.8	1.9	1.5			3.3	2696

GLOBAL CLIMATOLOGY BRANCH
USAFETAC
AIR WEATHER SERVICE/MAC

WEATHER CONDITIONS

702615 (STATION) FT WAINWRIGHT AAF AK (STATION NAME) 77-82 (YEARS) JUL (MONTH)

PERCENTAGE FREQUENCY OF OCCURRENCE OF WEATHER CONDITIONS FROM HOURLY OBSERVATIONS

MONTH	HOURS (L.S.T.)	THUNDER-STORMS	RAIN AND/OR DRIZZLE	FREEZING RAIN & /OR DRIZZLE	SNOW AND/OR SLEET	HAIL	% OF OBS WITH PRECIP.	FOG	SMOKE AND/OR HAZE	BLOWING SNOW	DUST AND OR SAND	% OF OBS WITH OBST TO VISION	TOTAL NO OF OBS
JUL	00-02												
	03-05		13.8				13.8	8.8				8.8	160
	06-08		14.6				14.6	6.8				6.8	486
	09-11	.2	11.9				11.9	3.1				3.1	489
	12-14	1.6	13.3				13.3	1.4				1.4	488
	15-17	2.5	14.2				14.2	.4				.4	486
	18-20	1.2	13.0				13.0				.2	.2	486
	21-23												1
TOTALS		.8	11.5				11.5	2.9			.0	3.0	2596

USAFETAC FORM 0-10-5(QL A), PREVIOUS EDITIONS OF THIS FORM ARE OBSOLETE

GLOBAL CLIMATOLOGY BRANCH
USAFETAC
AIR WEATHER SERVICE/MAC

WEATHER CONDITIONS

702615 (STATION) FT WAINWRIGHT AAF AK (STATION NAME) 77-82 (YEARS) AUG (MONTH)

PERCENTAGE FREQUENCY OF OCCURRENCE OF WEATHER CONDITIONS FROM HOURLY OBSERVATIONS

MONTH	HOURS (L.S.T.)	THUNDER-STORMS	RAIN AND/OR DRIZZLE	FREEZING RAIN & /OR DRIZZLE	SNOW AND/OR SLEET	HAIL	% OF OBS WITH PRECIP.	FOG	SMOKE AND/OR HAZE	BLOWING SNOW	DUST AND/OR SAND	% OF OBS WITH OBST TO VISION	TOTAL NO OF OBS
AUG	00-02												
	03-05		9.8				9.8	9.8	.6			9.8	173
	06-08		11.0				11.0	8.7	.6			8.7	520
	09-11		12.3				12.3	4.0	.6			4.4	522
	12-14	.2	9.0				9.0	.6	.8			1.3	522
	15-17	.8	8.5				8.5	.2	1.2			1.3	519
	18-20	.6	8.5				8.5	1.7	1.4			3.1	518
	21-23												
TOTALS		.3	9.9				9.9	4.2	.9			4.8	2774

USAFETAC FORM JULY 64 0-10-3(GL A), PREVIOUS EDITIONS OF THIS FORM ARE OBSOLETE

GLOBAL CLIMATOLOGY BRANCH
USAFETAC
AIR WEATHER SERVICE/MAC

WEATHER CONDITIONS

702615	FT WAINWRIGHT AAF AK	77-82	SEP
STATION	STATION NAME	YEARS	MONTH

PERCENTAGE FREQUENCY OF OCCURRENCE OF WEATHER CONDITIONS FROM HOURLY OBSERVATIONS

MONTH	HOURS (L.S.T.)	THUNDER-STORMS	RAIN AND/OR *DRIZZLE*	FREEZING RAIN & /OR *DRIZZLE*	SNOW AND/OR *SLEET*	HAIL	% OF OBS WITH PRECIP.	FOG	SMOKE AND/OR HAZE	BLOWING SNOW	DUST AND OR SAND	% OF OBS WITH OBST TO VISION	TOTAL NO OF OBS
SEP	00-02												
	03-05		13.0		1.9		14.9	13.7				13.7	161
	06-08		14.3		3.7		17.4	12.6				12.6	484
	09-11		11.2		2.3		13.4	6.2				6.2	484
	12-14		11.0		1.9		12.8	1.4				1.4	483
	15-17	.2	10.4		.4		10.8	.8				.8	483
	18-20		14.3		2.7		16.1	.8				.8	483
	21-23												1
TOTALS		.0	10.6		1.8		12.2	5.1				5.1	2579

GLOBAL CLIMATOLOGY BRANCH
USAFETAC
AIR WEATHER SERVICE/MAC

WEATHER CONDITIONS

702615	FT WAINWRIGHT AAF AK	77-82	OCT
STATION	STATION NAME	YEARS	MONTH

PERCENTAGE FREQUENCY OF OCCURRENCE OF WEATHER CONDITIONS FROM HOURLY OBSERVATIONS

MONTH	HOURS (L.S.T.)	THUNDER-STORMS	RAIN AND OR DRIZZLE	FREEZING RAIN & /OR DRIZZLE	SNOW AND/OR SLEET	HAIL	% OF OBS WITH PRECIP.	FOG	SMOKE AND/OR HAZE	BLOWING SNOW	DUST AND OR SAND	% OF OBS WITH OBST TO VISION	TOTAL NO OF OBS
OCT	00-02												
	03-05		1.8	.6	25.7		27.5	4.8				4.8	167
	06-08		2.5		22.4		24.7	9.0	.4			9.0	510
	09-11		3.9		24.1		27.6	9.0	.6			9.0	510
	12-14		2.2		19.2		21.0	6.9				6.9	510
	15-17		1.8		18.4		20.2	7.3				7.3	510
	18-20		1.4	.2	21.4		22.9	5.9		.2		6.1	510
	21-23		4.5		9.1		13.6	18.2				18.2	22
TOTALS			2.6	.1	20.0		22.5	8.7	.1	.0		8.8	2739

GLOBAL CLIMATOLOGY BRANCH
USAFETAC
AIR WEATHER SERVICE/MAC

WEATHER CONDITIONS

702615 FT WAINWRIGHT AAF AK 77-82 NOV
STATION STATION NAME YEARS MONTH

PERCENTAGE FREQUENCY OF OCCURRENCE OF WEATHER CONDITIONS FROM HOURLY OBSERVATIONS

MONTH	HOURS (L.S.T.)	THUNDER-STORMS	RAIN AND/OR DRIZZLE	FREEZING RAIN & /OR DRIZZLE	SNOW AND/OR SLEET	HAIL	% OF OBS WITH PRECIP.	FOG	SMOKE AND/OR HAZE	BLOWING SNOW	DUST AND OR SAND	% OF OBS WITH OBST TO VISION	TOTAL NO OF OBS
NOV	00-02												
	03-05		1.5		23.3		24.1	2.3				2.3	133
	06-08		1.3		25.9		26.1	4.2	.4			4.7	471
	09-11		.8		26.6		27.4	6.3				6.3	474
	12-14		1.1		25.3		26.4	4.9				4.9	474
	15-17		.4		23.8		24.3	5.7				5.7	474
	18-20		1.3		27.3		28.4	5.3				5.3	472
	21-23		.8	.8	26.0		27.5	4.6				4.6	131
TOTALS			1.0	.1	25.5		26.3	4.8	.1			4.8	2629

USAFETAC FORM AWS 64 0-10-5(OL A). PREVIOUS EDITIONS OF THIS FORM ARE OBSOLETE



GLOBAL CLIMATOLOGY BRANCH
USAFETAC
AIR WEATHER SERVICE/MAC

WEATHER CONDITIONS

702615 STATION | FT WAINWRIGHT AAF AK STATION NAME | 77-82 YEARS | DEC MONTH

PERCENTAGE FREQUENCY OF OCCURRENCE OF WEATHER CONDITIONS FROM HOURLY OBSERVATIONS

MONTH	HOURS (L.S.T.)	THUNDER-STORMS	RAIN AND/OR DRIZZLE	FREEZING RAIN & /OR DRIZZLE	SNOW AND/OR SLEET	HAIL	% OF OBS WITH PRECIP.	FOG	SMOKE AND/OR HAZE	BLOWING SNOW	DUST AND OR SAND	% OF OBS WITH OBST TO VISION	TOTAL NO OF OBS.
DEC	00-02												
	03-05				33.0		33.0	20.9		.9		21.7	115
	06-08			.4	27.2		27.6	21.2		.6		21.8	500
	09-11			.2	21.0		21.2	24.8		.4		25.1	501
	12-14				22.2		22.2	25.1		.4		25.5	499
	15-17				24.3		24.3	29.4		.6		29.6	494
	18-20				30.5		30.5	26.0		.5		26.4	416
	21-23				35.3		35.3	16.7				16.7	102
TOTALS				.1	27.6		27.7	23.4		.5		23.8	2627

USAPETAC FORM AWS 04 0-10-5(QL A), PREVIOUS EDITIONS OF THIS FORM ARE OBSOLETE

GLOBAL CLIMATOLOGY BRANCH
USAFETAC
AIR WEATHER SERVICE/MAC

WEATHER CONDITIONS

702615 (STATION) FT WAINWRIGHT AAF AK (STATION NAME) 77-83 (YEARS) ALL (MONTH)

PERCENTAGE FREQUENCY OF OCCURRENCE OF WEATHER CONDITIONS FROM HOURLY OBSERVATIONS

MONTH	HOURS (L S T)	THUNDER-STORMS	RAIN AND OR DRIZZLE	FREEZING RAIN & OR DRIZZLE	SNOW AND/OR SLEET	HAIL	% OF OBS WITH PRECIP.	FOG	SMOKE AND OR HAZE	BLOWING SNOW	DUST AND OR SAND	% OF OBS WITH OBST TO VISION	TOTAL NO OF OBS
JAN	ALL		.1	.2	15.1		15.2	16.8		.4		17.3	2856
FEB			.3	.4	14.8		15.5	13.2				13.2	2860
MAR			.2	.1	9.8		9.9	1.5	.5	.2		2.2	3388
APR			2.6		5.6		8.1	.8		.0		.8	3187
MAY		.1	4.8		.9	.1	5.7	.7	.5		.0	1.2	3170
JUN		.4	12.8				12.8	1.9	1.5			3.3	2696
JUL		.8	11.5				11.5	2.9			.0	3.0	2596
AUG		.3	9.9				9.9	4.2	.9			4.8	2774
SEP		.0	10.6		1.8		12.2	5.1				5.1	2579
OCT			2.6	.1	20.0		22.5	8.7	.1	.0		8.8	2739
NOV			1.0	.1	25.5		26.3	4.8	.1			4.8	2629
DEC				.1	27.6		27.7	23.4		.5		23.8	2627
TOTALS		.1	4.7	.1	10.1	.0	14.8	7.0	.3	.1	.0	7.4	34101

U S AIR FORCE
ENVIRONMENTAL TECHNICAL
APPLICATIONS CENTER

PART C SURFACE WINDS

Presented in this part are various tabulations of surface winds as follows:

DATA NOT AVAILABLE

*1. Extreme Values - Peak Gusts: Derived from daily observations and presented by individual year and month for the entire period of record available. Speeds are presented in knots, while directions are given in 16 compass points from the beginning of record through June 1968, and in tens of degrees starting in July 1968. The extreme is selected and printed from available peak gusts for each year-month, however an asterisk (*) is printed in the data block if less than 90% (3 or more missing observations) of the peak gusts are available for the month. An ALL MONTHS value is presented when every month of the year has valid observations. Means and standard deviations are also computed when four or more values are present for any column. A total raw count of valid observations is presented for each month and ALL MONTHS.

NOTE: According to Federal Meteorological Handbook No. 1 specifications (formerly Circular N), "peak gust data are recorded only at stations with continuous instantaneous wind-speed recorders."

C

*2. Bivariate percentage frequency tabulations: Derived from hourly observations, these tabulations are a percentage frequency of wind directions to 16 compass points and calm by wind speeds (knots) in increments of Beaufort classifications. Percentages are shown by both directions and speed, and in addition the mean wind speed is given for each direction.

A separate category is provided on the form for variable winds, which are reported in some data sources. In these data where light and variable winds are reported with no directions but with speeds given, the speeds will be summarized in the appropriate groups opposite the column headed VRBL.

a. Three tables are prepared for ALL WEATHER surface winds, all years combined, by: (1) Annual - all hours combined, (2) By month - all hours combined, and (3) By month - by standard 3-hour groups.

b. A separate annual table is also presented for surface winds meeting INSTRUMENT CLASS conditions as follows: Ceiling 200 through 1400 feet inclusive with visibility equal to or greater than 1/2 mile, and/or visibility 1/2 through 2-1/2 miles inclusive with ceiling equal to or greater than 200 feet.

NOTE: A percentage frequency of ".0" in these tables represents one or more occurrences amounting to less than ".05" percent.

*Values for means and standard deviations do not include measurements from incomplete months.

GLOBAL CLIMATOLOGY BRANCH
USAFETAC
AIR WEATHER SERVICE/MAC

SURFACE WINDS

PERCENTAGE FREQUENCY OF WIND DIRECTION AND SPEED (FROM HOURLY OBSERVATIONS)

702615 (STATION) FT WAINWRIGHT AAF AK (STATION NAME) 78-83 (YEARS) JAN (MONTH)

ALL WEATHER (CLASS) 0300-0500 (HOURS (L S T))

(CONDITION)

SPEED (KNTS) DIR.	1 - 3	4 - 6	7 - 10	11 - 16	17 - 21	22 - 27	28 - 33	34 - 40	41 - 47	48 - 55	≥56	%	MEAN WIND SPEED
N													
NNE													
NE	2.0		.7									2.6	4.5
ENE	.7	1.3	1.3									3.3	5.2
E	3.3	3.3	3.3									9.9	4.8
ESE	.7	.7	1.3									2.6	7.0
SE		1.3										1.3	5.0
SSE	.7											.7	3.0
S													
SSW	.7											.7	2.0
SW	.7											.7	3.0
WSW													
W													
WNW			.7	.7								1.3	10.0
NW													
NNW													
VARBL													
CALM												77.0	
	9.6	6.6	7.2	.7								100.0	1.2

TOTAL NUMBER OF OBSERVATIONS 152

GLOBAL CLIMATOLOGY BRANCH
USAFETAC
AIR WEATHER SERVICE/MAC

SURFACE WINDS

PERCENTAGE FREQUENCY OF WIND DIRECTION AND SPEED (FROM HOURLY OBSERVATIONS)

7 2615 (STATION) FT WAINWRIGHT AAF AK (STATION NAME) 73-83 (YEARS) JAN (MONTH)

ALL WEATHER (CLASS) 0600-0800 (HOURS (L S T))

(CONDITION)

SPEED (KNTS) DIR.	1 - 3	4 - 6	7 - 10	11 - 16	17 - 21	22 - 27	28 - 33	34 - 40	41 - 47	48 - 55	≥56	%	MEAN WIND SPEED
N	.6											.6	1.7
NNE	.4	.6										1.0	3.2
NE	.8	1.2										1.9	3.5
ENE	1.7	1.6	.8									4.1	4.2
E	3.3	1.4	2.1	.8	.2							7.8	5.9
ESE	.4	.4	.8	1.0								2.5	8.3
SE	.6			.2								.8	5.5
SSE	.2											.2	3.0
S	.8											.8	2.5
SSW	.2	.2	.2									.6	5.0
SW	.6											.6	2.3
WSW	.2											.2	3.0
W	.4											.4	2.5
WNW	.8	.2	.2	.4								1.6	5.8
NW	.4	.2										.6	3.3
NNW													
VARBL													
CALM												76.5	
	11.3	5.6	4.1	2.3	.2							100.0	1.2

TOTAL NUMBER OF OBSERVATIONS 515

GLOBAL CLIMATOLOGY BRANCH
USAFETAC
AIR WEATHER SERVICE/MAC

SURFACE WINDS

PERCENTAGE FREQUENCY OF WIND DIRECTION AND SPEED (FROM HOURLY OBSERVATIONS)

702615 (STATION) FT WAINWRIGHT AAF AK (STATION NAME) 78-83 (YEARS) JAN (MONTH)

ALL WEATHER (CLASS) 0900-1100 (HOURS (L S T.))

(CONDITION)

SPEED (KNTS) DIR.	1 - 3	4 - 6	7 - 10	11 - 16	17 - 21	22 - 27	28 - 33	34 - 40	41 - 47	≤ 55	≥ 56	%	MEAN WIND SPEED
N	.6											.6	1.7
NNE	1.0											1.0	1.8
NE	.8	.4										1.2	3.3
ENE	1.4	1.0	.8									3.1	4.5
E	2.1	2.5	2.9	.6								8.2	6.0
ESE	1.0	.2	.2	.8								2.1	6.7
SE		.2	.2									.4	6.5
SSE	1.0											1.0	2.0
S	.4											.4	1.5
SSW	.8											.8	1.5
SW			.8									.8	8.5
WSW	.2	.2		.2								.6	6.0
W	.6											.6	2.0
WNW	.2	.4		.6								1.2	6.0
NW													
NNW	.2	.4										.6	3.0
VARBL													
CALM												77.7	
	10.1	5.2	4.9	2.1								100.0	1.1

TOTAL NUMBER OF OBSERVATIONS 515

GLOBAL CLIMATOLOGY BRANCH
USAFETAC
AIR WEATHER SERVICE/MAC

SURFACE WINDS

PERCENTAGE FREQUENCY OF WIND DIRECTION AND SPEED (FROM HOURLY OBSERVATIONS)

702615 (STATION) FT WAINWRIGHT AAF AK (STATION NAME) 78-83 (YEARS) JAN (MONTH)

ALL WEATHER (CLASS) 1200-1400 (HOURS (L.S.T.))

(CONDITION)

SPEED (KNTS) DIR.	1 - 3	4 - 6	7 - 10	11 - 16	17 - 21	22 - 27	28 - 33	34 - 40	41 - 47	48 - 55	≥56	%	MEAN WIND SPEED
N	1.0											1.0	1.6
NNE	.8	.2										1.0	2.4
NE	1.0	.2	.4									1.6	3.6
ENE	2.3	.8	.2									3.3	3.5
E	1.9	2.7	3.3	.8								8.7	6.2
ESE	.8		.4									1.2	4.2
SE	.4											.4	2.0
SSE													
S	.4	.2										.6	3.0
SSW	.6	.2	.2									1.0	3.4
SW	.6											.6	1.3
WSW	.8	.2	.2									1.2	4.0
W	1.2		.4									1.6	3.9
WNW	1.2		.8									1.9	4.7
NW	1.0	.2										1.2	2.3
NNW	.4											.4	1.5
VARBL													
CALM												74.6	
	14.1	4.7	5.8	.8								100.0	1.1

TOTAL NUMBER OF OBSERVATIONS 516

USAFETAC FORM AX 64 0-8-5 (OL A) PREVIOUS EDITIONS OF THIS FORM ARE OBSOLETE

GLOBAL CLIMATOLOGY BRANCH
USAFETAC
AIR WEATHER SERVICE/MAC

SURFACE WINDS

PERCENTAGE FREQUENCY OF WIND DIRECTION AND SPEED (FROM HOURLY OBSERVATIONS)

702615 (STATION) FT WAINWRIGHT AAF AK (STATION NAME) 78-83 (YEARS) JAN (MONTH)

ALL WEATHER (CLASS) 1500-1700 (HOURS (L.S.T.))

(CONDITION)

SPEED (KNTS) DIR.	1 - 3	4 - 6	7 - 10	11 - 16	17 - 21	22 - 27	28 - 33	34 - 40	41 - 47	48 - 55	≥56	%	MEAN WIND SPEED
N	.8	.2										1.0	2.2
NNE	1.0											1.0	2.0
NE	1.0	.6	.2									1.8	3.3
ENE	1.2	.8	1.4									3.3	5.4
E	2.1	3.3	1.9	.2								7.6	5.4
ESE	.6	.4	.6									1.6	5.6
SE	.4											.4	1.0
SSE	.4	.2										.6	3.3
S	1.0											1.0	2.8
SSW	.4											.4	1.5
SW	.4											.4	2.0
WSW	.6	.4										1.0	2.6
W	1.2	.4	.6									2.1	4.7
WNW	1.4	.4	.6									2.3	4.2
NW	.2											.2	2.0
NNW													
VARBL													
CALM												75.5	
	12.5	6.6	5.3	.2								100.0	1.1

TOTAL NUMBER OF OBSERVATIONS 514

USAFETAC FORM 0-8-5 (OL A) PREVIOUS EDITIONS OF THIS FORM ARE OBSOLETE

GLOBAL CLIMATOLOGY BRANCH
USAFETAC
AIR WEATHER SERVICE/MAC

SURFACE WINDS

PERCENTAGE FREQUENCY OF WIND DIRECTION AND SPEED (FROM HOURLY OBSERVATIONS)

702615 (STATION) FT WAINWRIGHT AAF AK (STATION NAME) 78-83 (YEARS) JAN (MONTH)

ALL WEATHER (CLASS) 1800-2000 (HOURS (L.S.T.))

(CONDITION)

SPEED (KNTS) DIR.	1 - 3	4 - 6	7 - 10	11 - 16	17 - 21	22 - 27	28 - 33	34 - 40	41 - 47	48 - 55	≥56	%	MEAN WIND SPEED
N	.6											.6	1.7
NNE	1.0											1.0	2.4
NE	.4			.2								.6	4.7
ENE	1.6	.6	.6									2.8	4.3
E	1.4	3.1	2.8	.4								7.7	6.2
ESE	1.0	.4	.6	.6	.2							2.8	7.3
SE	1.0	.2	.2									1.4	3.7
SSE	.4											.4	2.5
S	.4											.4	1.5
SSW	.4											.4	2.0
SW	.4											.4	2.0
WSW	.8	.4										1.2	2.7
W	1.0	1.2	.2	.2								2.6	4.5
WNW	1.4	.4	.2	.4								2.4	4.8
NW	.4			.2								.6	5.0
NNW	.2											.2	1.0
VARBL													
CALM												74.8	
	12.2	6.3	4.5	2.0	.2							100.0	1.2

TOTAL NUMBER OF OBSERVATIONS 506

USAFETAC FORM JUL 64 0-8-5 (OL A) PREVIOUS EDITIONS OF THIS FORM ARE OBSOLETE

GLOBAL CLIMATOLOGY BRANCH
USAFETAC
AIR WEATHER SERVICE/MAC

SURFACE WINDS

PERCENTAGE FREQUENCY OF WIND DIRECTION AND SPEED (FROM HOURLY OBSERVATIONS)

702615	FT WAINWRIGHT AAF AK	70-83	JAN
STATION	STATION NAME	YEARS	MONTH

ALL WEATHER
CLASS

2100-2300
HOURS (L S T)

CONDITION

SPEED (KNTS) DIR.	1 - 3	4 - 6	7 - 10	11 - 16	17 - 21	22 - 27	28 - 33	34 - 40	41 - 47	48 - 55	≥56	%	MEAN WIND SPEED
N	.7											.7	2.0
NNE	.7											.7	1.0
NE	.7		.7									1.5	6.0
ENE	.7											.7	3.0
E	2.2	3.0	2.2	1.5								8.9	7.2
ESE	.7	.7	1.5		.7							3.7	9.2
SE													
SSE													
S	.7											.7	3.0
SSW		.7										.7	4.0
SW													
WSW	1.5											1.5	3.0
W				.7								.7	12.0
WNW	.7	.7		.7								2.2	6.7
NW													
NNW													
VARBL													
CALM												77.8	
	8.9	5.2	4.4	3.0	.7							100.0	1.4

TOTAL NUMBER OF OBSERVATIONS 135

GLOBAL CLIMATOLOGY BRANCH
USAFETAC
AIR WEATHER SERVICE/MAC

SURFACE WINDS

PERCENTAGE FREQUENCY OF WIND DIRECTION AND SPEED (FROM HOURLY OBSERVATIONS)

702615	FT WAINWRIGHT AAF AK	78-83	JAN
STATION	STATION NAME	YEARS	MONTH

ALL WEATHER (CLASS) | ALL (HOURS (L.S.T.))

CONDITION

SPEED (KNTS) DIR.	1 - 3	4 - 6	7 - 10	11 - 16	17 - 21	22 - 27	28 - 33	34 - 40	41 - 47	48 - 55	≥ 56	%	MEAN WIND SPEED
N	.7	.0										.7	1.8
NNE	.8	.1										.9	2.3
NE	.8	.4	.2	.0								1.5	3.8
ENE	1.5	.9	.7									3.2	4.4
E	2.2	2.7	2.6	.6	.0							8.1	6.0
ESE	.7	.3	.6	.4	.1							2.1	7.0
SE	.4	.1	.1	.0								.7	4.1
SSE	.4	.0										.4	2.6
S	.6	.0										.6	2.5
SSW	.5	.1	.1									.6	2.8
SW	.4		.1									.5	3.7
WSW	.5	.2	.0	.0								.8	3.5
W	.8	.3	.2	.1								1.3	4.3
WNW	.9	.3	.4	.3								1.9	5.4
NW	.4	.1		.0								.5	3.2
NNW	.1	.1										.2	2.2
VARBL													
CALM												76.0	
	11.7	5.7	5.0	1.5	.1							100.0	1.2

TOTAL NUMBER OF OBSERVATIONS 2855

GLOBAL CLIMATOLOGY BRANCH
USAFETAC
AIR WEATHER SERVICE/MAC

SURFACE WINDS

PERCENTAGE FREQUENCY OF WIND DIRECTION AND SPEED (FROM HOURLY OBSERVATIONS)

70261 5 (STATION) FT WAINWRIGHT AAF AK (STATION NAME) 77-83 (YEARS) FEB (MONTH)

ALL WEATHER (CLASS) 0300-0500 (HOUR (L.S.T.))

(CONDITION)

SPEED (KNTS) DIR.	1 - 3	4 - 6	7 - 10	11 - 16	17 - 21	22 - 27	28 - 33	34 - 40	41 - 47	48 - 55	≥56	%	MEAN WIND SPEED
N	2.2											2.2	1.3
NNE	.7											.7	3.0
NE	.7											.7	2.0
ENE	2.2	2.2	2.2									6.5	4.9
E	1.4	4.3	2.9									8.7	5.7
ESE	.7			.7								1.4	7.5
SE													
SSE													
S	.7											.7	3.0
SSW													
SW			.7									.7	9.0
WSW	.7											.7	3.0
W	1.4											1.4	2.0
WNW	.7			.7								1.4	7.0
NW		.7	.7									1.4	6.5
NNW													
VARBL													
CALM												73.2	
	11.6	7.2	6.5	1.4								100.0	1.3

TOTAL NUMBER OF OBSERVATIONS 138

GLOBAL CLIMATOLOGY BRANCH
USAFETAC
AIR WEATHER SERVICE/MAC

SURFACE WINDS

PERCENTAGE FREQUENCY OF WIND DIRECTION AND SPEED (FROM HOURLY OBSERVATIONS)

702615 (STATION) FT WAINWRIGHT AAF AK (STATION NAME) 77-83 (YEARS) FEB (MONTH)

ALL WEATHER (CLASS)

0600-0800 (HOURS (LST))

(CONDITION)

SPEED (KNTS) DIR.	1 - 3	4 - 6	7 - 10	11 - 16	17 - 21	22 - 27	28 - 33	34 - 40	41 - 47	48 - 55	≥ 56	%	MEAN WIND SPEED
N	.8											.8	1.8
NNE	1.2											1.2	1.7
NE	.6		.2									.8	3.5
ENE	2.9	2.3	2.5									7.7	4.9
E	3.3	3.1	2.1	.2								8.7	5.1
ESE	2.1	.6		.4								3.1	3.6
SE	1.2											1.2	2.2
SSE	.2											.2	1.0
S	.6											.6	2.3
SSW	.6	.6										1.2	2.8
SW	.2	.2										.4	4.0
WSW	.8	.2	.2									1.2	4.2
W	.4	.4	.6	.4								1.7	7.2
WNW		.2	.6	.4								1.2	9.3
NW	.2											.2	1.0
NNW	.2											.2	3.0
VARBL													
CALM												69.8	
	15.1	7.5	6.2	1.4								100.0	1.4

TOTAL NUMBER OF OBSERVATIONS 517

GLOBAL CLIMATOLOGY BRANCH
USAFETAC
AIR WEATHER SERVICE/MAC

SURFACE WINDS

PERCENTAGE FREQUENCY OF WIND DIRECTION AND SPEED (FROM HOURLY OBSERVATIONS)

72615 (STATION) FT WAINWRIGHT AAF AK (STATION NAME) 77-83 (YEARS) FEB (MONTH)

ALL WEATHER (CLASS) 0900-1100 (HOURS (L S T.))

(CONDITION)

SPEED (KNTS) DIR	1 - 3	4 - 6	7 - 10	11 - 16	17 - 21	22 - 27	28 - 33	34 - 40	41 - 47	48 - 55	≥56	%	MEAN WIND SPEED
N	1.0	.4										1.3	3.0
NNE	.9	.4										1.2	3.3
NE	.6	1.3	.4	.2								2.5	5.2
ENE	2.5	2.9	2.7									8.1	5.1
E	3.9	2.1	1.7	.4								8.1	4.6
ESE	1.3	.6										1.9	2.6
SE	.4		.2	.2								.8	5.5
SSE	.4											.4	1.5
S	1.0	.2										1.2	2.2
SSW	1.9	.2										2.1	1.9
SW	.2											.2	1.0
WSW	.8	.4	.2									1.3	4.0
W	.5	.2	1.3									2.1	6.5
WNW	1.2	.2	.2									1.5	2.9
NW													
NNW	.4	.2										.6	3.0
VARBL													
CALM												66.7	
	16.7	9.0	6.7	.8								100.0	1.4

TOTAL NUMBER OF OBSERVATIONS 520

USAFETAC FORM JUL 64 0-8-5 (OL A) PREVIOUS EDITIONS OF THIS FORM ARE OBSOLETE

GLOBAL CLIMATOLOGY BRANCH
USAFETAC
AIR WEATHER SERVICE/MAC

SURFACE WINDS

PERCENTAGE FREQUENCY OF WIND DIRECTION AND SPEED (FROM HOURLY OBSERVATIONS)

702615	FT WAINWRIGHT AAF AK	77-83	FEB
STATION	STATION NAME	YEARS	MONTH

ALL WEATHER
CLASS

1200-1400
HOURS (L.S.T.)

CONDITION

SPEED (KNTS) DIR.	1 - 3	4 - 6	7 - 10	11 - 16	17 - 21	22 - 27	28 - 33	34 - 40	41 - 47	48 - 55	≥56	%	MEAN WIND SPEED
N	1.0	.2										1.1	1.8
NNE	.8											.8	2.3
NE	1.0	.8	.6									2.3	4.8
ENE	1.9	3.3	2.1	.2								7.5	5.3
E	1.5	3.4	1.9	.4								7.3	5.5
ESE	1.1	.2	.6									1.9	4.1
SE	.4		.6									1.0	4.8
SSE		.2										.2	6.0
S	.4	.2	.4									1.0	5.2
SSW	2.7		.2									2.9	2.5
SW	1.0	.2										1.1	2.0
WSW	1.0	1.1	.2	.4								2.7	5.1
W	2.7	.2	.2	.2								3.3	3.1
WNW	2.1	.4	1.1	.4								4.0	4.9
NW	1.1											1.1	1.8
NNW	.2											.2	2.0
VARBL													
CALM												61.7	
	18.8	10.2	7.9	1.5								100.0	1.7

TOTAL NUMBER OF OBSERVATIONS 522

GLOBAL CLIMATOLOGY BRANCH
USAFETAC
AIR WEATHER SERVICE/MAC

SURFACE WINDS

PERCENTAGE FREQUENCY OF WIND DIRECTION AND SPEED (FROM HOURLY OBSERVATIONS)

7726 15 (STATION) FT WAINWRIGHT AAF AK (STATION NAME) 77-83 (YEARS) FEB (MONTH)

ALL WEATHER (CLASS)

1500-1700 (HOURS (L S T))

(CONDITION)

SPEED (KNTS) DIR.	1 - 3	4 - 6	7 - 10	11 - 16	17 - 21	22 - 27	28 - 33	34 - 40	41 - 47	48 - 55	≥56	%	MEAN WIND SPEED
N	1.6											1.6	1.9
NNE	.2	.4										.6	3.3
NE	1.8	.6	.4	.2								2.9	4.4
ENE	1.8	2.3	1.8	.8								6.6	5.8
E	2.5	2.7	1.8	.8								7.8	5.5
ESE	1.4	1.2	.4									2.9	4.1
SE	.4											.4	1.5
SSE	.2	.2										.4	3.5
S	1.2	.2										1.4	2.3
SSW	1.6											1.6	2.0
SW	.8	.2										1.0	2.8
WSW	1.0	.4	.2	.2								1.8	5.1
W	1.8	.2	.6									2.5	3.9
WNW	1.9	.4	.6	.4								3.3	4.6
NW	.4											.4	2.5
NNW	.4											.4	2.0
VARBL													
CALM												64.6	
	18.7	8.8	5.6	2.3								100.0	1.6

TOTAL NUMBER OF OBSERVATIONS 514

GLOBAL CLIMATOLOGY BRANCH
USAFETAC
AIR WEATHER SERVICE/MAC

SURFACE WINDS

PERCENTAGE FREQUENCY OF WIND DIRECTION AND SPEED (FROM HOURLY OBSERVATIONS)

702615 (STATION) FT WAINWRIGHT AAF AK (STATION NAME) 77-83 (YEARS) FEB (MONTH)

ALL WEATHER (CLASS) 1800-2000 (HOURS (L S T.))

(CONDITION)

SPEED (KNTS) DIR.	1 - 3	4 - 6	7 - 10	11 - 16	17 - 21	22 - 27	28 - 33	34 - 40	41 - 47	48 - 55	≥56	%	MEAN WIND SPEED
N	1.4											1.4	2.1
NNE	.6	.2	.2									1.0	3.8
NE	1.0	.8	.6									2.4	4.3
ENE	2.4	3.8	2.2	.6								8.9	5.8
E	2.8	4.8	2.0	.4								9.9	5.4
ESE	.4	.4		.2								1.0	5.0
SE			.2									.2	10.0
SSE	.2											.2	2.0
S	.6											.6	2.0
SSW	1.2											1.2	2.2
SW	.2											.2	3.0
WSW	.8	.6	.2									1.6	3.8
W	.4	.6	.6									1.6	5.6
WNW	1.4	.4	.4	.2								2.4	4.4
NW	.2			.2								.4	6.5
NNW	.2											.2	2.0
VARBL													
CALM												66.9	
	13.7	11.5	6.3	1.6								100.0	1.6

TOTAL NUMBER OF OBSERVATIONS 505

GLOBAL CLIMATOLOGY BRANCH
USAFETAC
AIR WEATHER SERVICE/MAC

SURFACE WINDS

PERCENTAGE FREQUENCY OF WIND DIRECTION AND SPEED (FROM HOURLY OBSERVATIONS)

702615 (STATION) FT WAINWRIGHT AAF AK (STATION NAME) 77,79-83 (YEARS) FEB (MONTH)

ALL WEATHER (CLASS) 2100-2300 (HOURS (L S T))

(CONDITION)

SPEED (KNTS) DIR.	1 - 3	4 - 6	7 - 10	11 - 16	17 - 21	22 - 27	28 - 33	34 - 40	41 - 47	48 - 55	≥56	%	MEAN WIND SPEED
N	1.4											1.4	2.0
NNE													
NE	2.1	.7										2.8	3.3
ENE	.7	2.1	2.1	.7								5.6	6.3
E	5.6	4.2	2.1									11.9	4.5
ESE													
SE													
SSE													
S													
SSW													
SW													
WSW	.7											.7	2.0
W		1.4										1.4	5.5
WNW	1.4			1.4								2.8	7.0
NW													
NNW													
VARBL													
CALM												73.6	
	11.8	8.3	4.2	2.1								100.0	1.3

TOTAL NUMBER OF OBSERVATIONS 144

GLOBAL CLIMATOLOGY BRANCH
USAFETAC
AIR WEATHER SERVICE/MAC

SURFACE WINDS

PERCENTAGE FREQUENCY OF WIND DIRECTION AND SPEED (FROM HOURLY OBSERVATIONS)

72615	FT WAINWRIGHT AAF AK	77-83	FEB
STATION	STATION NAME	YEARS	MONTH

ALL WEATHER
CLASS

ALL
HOURS (L S T)

CONDITION

SPEED (KNTS) DIR.	1 - 3	4 - 6	7 - 10	11 - 16	17 - 21	22 - 27	28 - 33	34 - 40	41 - 47	48 - 55	≥ 56	%	MEAN WIND SPEED
N	1.2	.1										1.3	2.1
NNE	.7	.2	.0									.9	2.8
NE	1.0	.7	.4	.1								2.1	4.5
ENE	2.2	2.9	2.2	.3								7.6	5.4
E	3.9	3.3	2.0	.4								8.5	5.2
ESE	1.2	.5	.2	.1								2.0	3.9
SE	.4		.2	.0								.6	4.0
SSE	.2	.1										.2	2.7
S	.7	.1	.1									.9	2.8
SSW	1.4	.1	.0									1.6	2.3
SW	.4	.1	.0									.6	2.9
WSW	.8	.5	.2	.1								1.6	4.5
W	1.1	.3	.6	.1								2.2	4.9
WNW	1.3	.3	.5	.3								2.4	5.1
NW	.3	.1	.0	.0								.5	3.3
NNW	.2	.0										.3	2.5
VARBL													
CALM												56.7	
	16.1	9.2	6.4	1.5								100.0	1.5

TOTAL NUMBER OF OBSERVATIONS 2860

GLOBAL CLIMATOLOGY BRANCH
USAFETAC
AIR WEATHER SERVICE/MAC

SURFACE WINDS

PERCENTAGE FREQUENCY OF WIND DIRECTION AND SPEED (FROM HOURLY OBSERVATIONS)

70261F	FT WAINWRIGHT AAF AK	77-78,80-83	MAR
STATION	STATION NAME	YEARS	MONTH

ALL WEATHER (CLASS) | 0300-0500 (HOURS (L.S.T.))

CONDITION

SPEED (KNTS) DIR.	1 - 3	4 - 6	7 - 10	11 - 16	17 - 21	22 - 27	28 - 33	34 - 40	41 - 47	48 - 55	≥56	%	MEAN WIND SPEED
N													
NNE	1.3											1.3	2.0
NE	2.7	1.3										4.0	3.5
ENE	3.3	4.7	2.7									10.7	4.7
E	2.0	5.3	3.3	1.3								12.0	5.9
ESE	1.3											1.3	2.5
SE				.7								.7	12.0
SSE	.7		.7									1.3	5.5
S	.7											.7	3.0
SSW													
SW	.7											.7	2.0
WSW		.7	1.3									2.0	7.7
W	1.3	.7	.7									2.7	5.0
WNW													
NW	.7											.7	1.0
NNW													
VARBL													
CALM												62.0	
	14.7	12.7	8.7	2.0								100.0	1.9

TOTAL NUMBER OF OBSERVATIONS 150

GLOBAL CLIMATOLOGY BRANCH
USAFETAC
AIR WEATHER SERVICE/MAC

SURFACE WINDS

PERCENTAGE FREQUENCY OF WIND DIRECTION AND SPEED (FROM HOURLY OBSERVATIONS)

702615 (STATION) FT WAINWRIGHT AAF AK (STATION NAME) 77-83 (YEARS) MAR (MONTH)

ALL WEATHER (CLASS) 0600-0800 (HOURS (L S T))

(CONDITION)

SPEED (KNTS) DIR.	1 - 3	4 - 6	7 - 10	11 - 16	17 - 21	22 - 27	28 - 33	34 - 40	41 - 47	48 - 55	≥56	%	MEAN WIND SPEED
N	1.3	.3										1.6	2.5
NNE	2.1	.2										2.3	2.7
NE	2.3	1.1	.3									3.4	3.9
ENE	3.3	5.1	2.0									10.3	4.7
E	4.1	3.6	1.8	.5								10.0	4.5
ESE	2.3	.5	.2									2.9	2.8
SE	.8											.8	1.6
SSE	.5	.7										1.1	3.4
S	.5											.5	2.0
SSW	1.8	.2										2.0	2.6
SW	.8	.5	.3									1.6	4.0
WSW	.5	.2	.7									1.3	5.3
W	.3	.3	.5	.2								1.3	6.9
WNW	.6	.5	.2									1.1	3.4
NW	1.3	.3										1.6	2.5
NNW	.5	.2										.7	2.3
VARBL													
CALM												57.4	
	22.5	13.9	5.9	.7								100.0	1.7

TOTAL NUMBER OF OBSERVATIONS 613

GLOBAL CLIMATOLOGY BRANCH
USAFETAC
AIR WEATHER SERVICE/MAC

SURFACE WINDS

PERCENTAGE FREQUENCY OF WIND DIRECTION AND SPEED (FROM HOURLY OBSERVATIONS)

7 2615 — STATION
FT WAINWRIGHT AAF AK — STATION NAME
77-83 — YEARS
MAR — MONTH
ALL WEATHER — CLASS
0900-1100 — HOURS (L S T)
CONDITION

SPEED (KNTS) DIR.	1 - 3	4 - 6	7 - 10	11 - 16	17 - 21	22 - 27	28 - 33	34 - 40	41 - 47	48 - 55	≥56	%	MEAN WIND SPEED
N	1.3	.2	.2									1.6	3.2
NNE	.5	.3	.2									1.0	4.0
NE	1.0	1.9	1.8	.2								4.7	5.9
ENE	1.9	5.2	2.3	1.1								10.4	5.7
E	3.1	4.2	3.1	1.5								11.9	5.9
ESE	.7	.5										1.1	3.3
SE	.3	.2										1.0	2.0
SSE	.5	.2										.7	3.0
S	.3	.3										1.1	3.6
SSW	1.1	.5										1.6	3.1
SW	.3	.5	.3									1.1	5.4
WSW	1.0	1.0	.5									2.4	4.3
W	2.4	.3	.8	.5								4.1	5.2
WNW	3.4	.3										3.7	2.3
NW	2.0		.2									2.1	2.9
NNW	2.3	.3										2.6	2.3
VARBL													
CALM												48.8	
	22.9	15.8	9.3	3.3								100.0	2.4

TOTAL NUMBER OF OBSERVATIONS 615

GLOBAL CLIMATOLOGY BRANCH
USAFETAC
AIR WEATHER SERVICE/MAC

SURFACE WINDS

PERCENTAGE FREQUENCY OF WIND DIRECTION AND SPEED (FROM HOURLY OBSERVATIONS)

72615	FT WAINWRIGHT AAF AK	77-83	MAR
STATION	STATION NAME	YEARS	MONTH

ALL WEATHER
CLASS

1200-1400
HOURS (L S T)

CONDITION

SPEED (KNTS) DIR.	1 - 3	4 - 6	7 - 10	11 - 16	17 - 21	22 - 27	28 - 33	34 - 40	41 - 47	48 - 55	≥56	%	MEAN WIND SPEED
N	.6	.3	.2									1.1	3.9
NNE	.2	.3	.6									1.1	7.4
NE	1.1	1.0	1.6	.5								4.2	6.5
ENE	1.9	4.1	2.4	2.1	.2							10.6	7.3
E	2.8	4.5	2.6	1.3								11.2	5.9
ESE	.6	1.3	1.0									2.9	5.4
SE	.5	.3	.3									1.1	4.7
SSE	.8	.3										1.1	3.3
S	1.3	.3										1.6	2.3
SSW	2.4	.5	.3									3.2	3.2
SW	1.5	.3										1.8	2.5
WSW	3.7	1.9	1.0	.2								6.8	4.0
W	7.0	3.1	1.1	.5								11.7	3.9
WNW	4.5	.6	.3									5.5	2.6
NW	1.1	.5	.3	.2								2.1	4.6
NNW	1.3	.3	.3	.2								2.1	4.2
VARBL													
CALM												31.7	
	31.3	19.8	12.2	4.9	.2							100.0	3.3

TOTAL NUMBER OF OBSERVATIONS 616

GLOBAL CLIMATOLOGY BRANCH
USAFETAC
AIR WEATHER SERVICE/MAC

SURFACE WINDS

PERCENTAGE FREQUENCY OF WIND DIRECTION AND SPEED (FROM HOURLY OBSERVATIONS)

702615 (STATION) FT WAINWRIGHT AAF AK (STATION NAME) 77-83 (YEARS) MAR (MONTH)

ALL WEATHER (CLASS)

1500-1700 (HOURS (L S T))

(CONDITION)

SPEED (KNTS) DIR.	1 - 3	4 - 6	7 - 10	11 - 16	17 - 21	22 - 27	28 - 33	34 - 40	41 - 47	48 - 55	≥56	%	MEAN WIND SPEED
N	1.1	.3	.2	.2								1.8	3.6
NNE	.3	.3	.5									1.1	5.3
NE	1.1	1.3	3.6	.7	.2	.2						7.0	8.2
ENE	2.3	2.6	3.4	2.3	.5							11.1	7.6
E	2.0	3.1	2.1									7.2	5.4
ESE	1.3	2.0	.5	.2								3.9	5.2
SE	.7	.5	.2									1.3	3.8
SSE	1.0	.7										1.6	3.3
S	1.8	.3										2.1	2.6
SSW	2.0	.8										2.8	2.9
SW	2.1	.5	.5									3.1	3.7
WSW	2.9	2.9	2.0	.5								8.3	5.0
W	3.7	1.8	2.4	.2								8.1	5.1
WNW	5.0	1.0	.2									6.2	2.7
NW	.7	.7	.2									1.5	4.2
NNW		.2	.3									.5	6.3
VARBL													
CALM												12.5	
	28.0	18.9	15.9	3.9	.7	.2						100.0	3.6

TOTAL NUMBER OF OBSERVATIONS 615

GLOBAL CLIMATOLOGY BRANCH
USAFETAC
AIR WEATHER SERVICE/MAC

SURFACE WINDS

PERCENTAGE FREQUENCY OF WIND DIRECTION AND SPEED (FROM HOURLY OBSERVATIONS)

702615 (STATION) FT WAINWRIGHT AAF AK (STATION NAME) 77-83 (YEARS) MAR (MONTH)

ALL WEATHER (CLASS) 1800-2000 (HOURS (L S T.))

(CONDITION)

SPEED (KNTS) DIR.	1 - 3	4 - 6	7 - 10	11 - 16	17 - 21	22 - 27	28 - 33	34 - 40	41 - 47	48 - 55	≥56	%	MEAN WIND SPEED
N	.3	.5										.8	3.8
NNE	.3	.2	.2									.7	3.8
NE	1.3	2.0	2.5	.3								6.1	6.4
ENE	2.2	7.1	3.8	2.3								15.4	6.7
E	4.3	6.1	1.7	.2								12.3	4.6
ESE	1.3	.5	.2									2.0	3.6
SE	1.0											1.0	2.2
SSE	.8											.8	1.6
S	.5											.5	2.0
SSW	1.7	.3	.2									2.2	3.7
SW	1.3	.5	.3									2.2	4.2
WSW	1.0	2.3	.2									3.5	4.2
W	1.0	1.5	.8									3.3	4.9
WNW	3.0	1.3	1.0									5.3	4.1
NW	.2	.3										.5	4.7
NNW	.5	.2										.7	3.3
VARBL													
CALM												42.9	
	20.7	22.8	10.8	2.8								100.0	2.9

TOTAL NUMBER OF OBSERVATIONS 604

GLOBAL CLIMATOLOGY BRANCH
USAFETAC
AIR WEATHER SERVICE/MAC

SURFACE WINDS

PERCENTAGE FREQUENCY OF WIND DIRECTION AND SPEED (FROM HOURLY OBSERVATIONS)

72615 (STATION) FT WAINWRIGHT AAF AK (STATION NAME) 77-79-83 (YEARS) MAR (MONTH)

ALL WEATHER (CLASS) 2100-2300 (HOURS (L.S.T.))

(CONDITION)

SPEED (KNTS) DIR.	1 - 3	4 - 6	7 - 10	11 - 16	17 - 21	22 - 27	28 - 33	34 - 40	41 - 47	48 - 55	≥56	%	MEAN WIND SPEED
N													
NNE	1.2	.6	.6									2.3	4.8
NE		2.9	1.2									4.0	5.9
ENE	2.9	5.2	3.5	1.7								13.3	5.9
E	3.5	8.1	3.5									15.0	5.1
ESE		.6	.6									1.2	7.0
SE													
SSE													
S													
SSW	1.2	.6										1.7	3.0
SW		1.2										1.2	5.0
WSW	.6		.6									1.2	5.5
W	1.7	1.7	1.2									4.6	4.6
WNW	2.3	1.7	.6									4.6	4.0
NW													
NNW		1.2										1.2	5.0
VARBL													
CALM												49.7	
	13.3	23.7	11.6	1.7								100.0	2.6

TOTAL NUMBER OF OBSERVATIONS 173

USAFETAC FORM JUL 64 0-8-5 (OL A) PREVIOUS EDITIONS OF THIS FORM ARE OBSOLETE

GLOBAL CLIMATOLOGY BRANCH
USAFETAC
AIR WEATHER SERVICE/MAC

SURFACE WINDS

PERCENTAGE FREQUENCY OF WIND DIRECTION AND SPEED (FROM HOURLY OBSERVATIONS)

702615	FT WAINWRIGHT AAF AK	77-83	MAR
STATION	STATION NAME	YEARS	MONTH

ALL WEATHER
CLASS

ALL
HOURS (L.S.T.)

CONDITION

SPEED (KNTS) DIR.	1 - 3	4 - 6	7 - 10	11 - 16	17 - 21	22 - 27	28 - 33	34 - 40	41 - 47	48 - 55	≥56	%	MEAN WIND SPEED
N	.9	.3	.1	.0								1.3	3.3
NNE	.7	.3	.3									1.3	4.3
NE	1.3	1.5	1.8	.3	.0	.0						5.0	6.3
ENE	2.3	4.8	2.8	1.5	.1							11.6	6.3
E	3.2	4.6	2.4	.6								10.8	5.3
ESE	1.2	.9	.4	.0								2.5	4.3
SE	.7	.2	.1	.0								1.0	3.3
SSE	.7	.3	.0									1.0	3.2
S	.9	.2										1.1	2.6
SSW	1.7	.4	.1									2.2	3.1
SW	1.1	.5	.3									1.9	3.9
WSW	1.7	1.5	.9	.1								4.2	4.6
W	2.8	1.4	1.1	.2								5.5	4.7
WNW	3.1	.8	.3									4.2	3.0
NW	1.0	.3	.1	.0								1.4	3.6
NNW	.8	.3	.1	.0								1.2	3.4
VARBL													
CALM												43.9	
	24.0	18.3	10.8	2.9	.1	.0						100.0	2.7

TOTAL NUMBER OF OBSERVATIONS 3386

GLOBAL CLIMATOLOGY BRANCH
USAFETAC
AIR WEATHER SERVICE/MAC

SURFACE WINDS

PERCENTAGE FREQUENCY OF WIND DIRECTION AND SPEED (FROM HOURLY OBSERVATIONS)

702515	FT WAINWRIGHT AAF AK	77-83	APR
STATION	STATION NAME	YEARS	MONTH

ALL WEATHER
CLASS

CONDITION

0300-0500
HOURS (L S T)

SPEED (KNTS) DIR.	1 - 3	4 - 6	7 - 10	11 - 16	17 - 21	22 - 27	28 - 33	34 - 40	41 - 47	48 - 55	≥56	%	MEAN WIND SPEED
N		1.4										1.4	4.5
NNE	.7	1.4										2.1	3.7
NE	2.1	.7										2.8	2.8
ENE	4.9	6.9	1.4									13.2	4.3
E	7.6	9.0	2.8									19.4	4.3
ESE	.7	2.8	.7									4.2	4.7
SE	2.1											2.1	2.7
SSE													
S		.7										.7	5.0
SSW	.7											.7	2.0
SW	.7	.7										1.4	3.5
WSW	1.4	1.4										2.8	3.5
W	.7	1.4	2.8									4.9	6.1
WNW	1.4											1.4	2.0
NW													
NNW													
VARBL													
CALM												43.1	
	22.9	26.4	7.6									100.0	2.9

TOTAL NUMBER OF OBSERVATIONS 144

GLOBAL CLIMATOLOGY BRANCH
USAFETAC
AIR WEATHER SERVICE/MAC

SURFACE WINDS

PERCENTAGE FREQUENCY OF WIND DIRECTION AND SPEED (FROM HOURLY OBSERVATIONS)

7 2615 (STATION) FT WAINWRIGHT AAF AK (STATION NAME) 77-83 (YEARS) APR (MONTH)

ALL WEATHER (CLASS) 0600-0600 (HOURS (L S T))

(CONDITION)

SPEED (KNTS) DIR.	1 - 3	4 - 6	7 - 10	11 - 16	17 - 21	22 - 27	28 - 33	34 - 40	41 - 47	48 - 55	≥56	%	MEAN WIND SPEED
N	1.2	.5										1.5	2.9
NNE	2.4	.9										3.3	2.7
NE	2.4	.9	.3									3.6	3.1
ENE	5.3	3.6	2.9	.5								12.3	4.9
E	6.2	7.9	4.6	.3								19.0	5.0
ESE	2.1	.9										2.9	2.8
SE	.9		.2	.2								1.2	4.7
SSE	.2	.2										.3	2.5
S		.2										.2	4.0
SSW	.9	.2	.2									1.2	3.3
SW	.7	.7										1.4	3.8
WSW	.9	1.5	1.5	.2								4.1	6.2
W	1.4	1.0	.9	.2	.2							3.6	5.8
WNW	1.2		.2									1.4	2.8
NW													
NNW	.2	.2	.2	.2								.7	6.5
VARBL													
CALM												43.2	
	25.6	18.5	11.0	1.5	.2							100.0	2.6

TOTAL NUMBER OF OBSERVATIONS 583

GLOBAL CLIMATOLOGY BRANCH
USAFETAC
AIR WEATHER SERVICE/MAC

SURFACE WINDS

PERCENTAGE FREQUENCY OF WIND DIRECTION AND SPEED (FROM HOURLY OBSERVATIONS)

70265	FT WAINWRIGHT AAF AK	77-82	APR
STATION	STATION NAME	YEARS	MONTH

ALL WEATHER
CLASS

CONDITION

0900-1100
HOURS (L S T)

SPEED (KNTS) DIR.	1 - 3	4 - 6	7 - 10	11 - 16	17 - 21	22 - 27	28 - 33	34 - 40	41 - 47	48 - 55	≥56	%	MEAN WIND SPEED
N	.9	.3										1.2	3.1
NNE	1.4	.7										2.1	2.8
NE	.3	1.2	.3	.2								2.1	6.1
ENE	.9	2.2	2.7	1.0								6.8	7.2
E	3.4	5.3	4.3	1.5	.2							14.7	6.1
ESE	1.7	1.2	1.7									4.6	5.1
SE	.9	.9	.3									2.1	4.4
SSE	.7	.3	.2									1.2	4.0
S	1.4	1.4										2.7	3.3
SSW	1.9	1.2	.2									3.3	3.7
SW	1.2	1.0	.3	.2								2.7	5.0
WSW	2.2	1.5	1.5									5.3	4.8
W	3.1	2.1	1.4	1.2	.5							8.2	6.5
WNW	2.7	1.0	.9									4.6	4.0
NW	.7											.7	2.3
NNW	.3	.2										.5	2.7
VARBL													
CALM												37.2	
	23.6	20.5	13.9	4.1	.7							100.0	3.3

TOTAL NUMBER OF OBSERVATIONS 584

GLOBAL CLIMATOLOGY BRANCH
USAFETAC
AIR WEATHER SERVICE/MAC

SURFACE WINDS

PERCENTAGE FREQUENCY OF WIND DIRECTION AND SPEED (FROM HOURLY OBSERVATIONS)

72615	FT WAINWRIGHT AAF AK	77-83	APR
STATION	STATION NAME	YEARS	MONTH

ALL WEATHER
CLASS

1200-1400
HOURS (L S T)

CONDITION

SPEED (KNTS) DIR.	1 - 3	4 - 6	7 - 10	11 - 16	17 - 21	22 - 27	28 - 33	34 - 40	41 - 47	48 - 55	≥56	%	MEAN WIND SPEED
N	.3	.7	.2	.2								1.4	5.5
NNE	.7	1.0	.3									1.7	5.2
NE	.7	1.5	.9	.3								2.9	6.6
ENE	.7	2.4	1.7	1.0								5.8	7.3
E	1.3	2.4	3.9	1.2								8.5	7.3
ESE	1.4	1.4	1.4	.2								4.3	5.4
SE	.5	1.4	.7	.3								2.9	5.7
SSE	.7	1.4	.9									2.9	5.4
S	1.7	2.2	.9	.2								5.0	4.8
SSW	1.9	1.7	.5									4.1	4.1
SW	2.2	1.4	.5									4.1	4.1
WSW	4.6	3.9	1.5	1.2								11.3	5.0
W	4.8	5.1	2.2	.9	.2							13.2	5.1
WNW	3.2	1.7	.9	.5	.2	.2						6.7	5.5
NW	.5	.3	1.0									1.9	5.8
NNW	.3	.3	.3	.2								1.2	5.6
VARBL													
CALM												22.6	
	24.6	28.4	17.8	6.2	.3	.2						100.0	4.3

TOTAL NUMBER OF OBSERVATIONS 585

GLOBAL CLIMATOLOGY BRANCH
USAFETAC
AIR WEATHER SERVICE/MAC

SURFACE WINDS

PERCENTAGE FREQUENCY OF WIND DIRECTION AND SPEED (FROM HOURLY OBSERVATIONS)

7 2615 (STATION) FT WAINWRIGHT AAF AK (STATION NAME) 77-83 (YEARS) APR (MONTH)

ALL WEATHER (CLASS) 1500-1700 (HOURS (L S T))

(CONDITION)

SPEED (KNTS) DIR.	1 - 3	4 - 6	7 - 10	11 - 16	17 - 21	22 - 27	28 - 33	34 - 40	41 - 47	48 - 55	≥56	∿	MEAN WIND SPEED
N	.5	.7	.5									1.7	5.4
NNE	.7	.5	.7									1.9	5.2
NE	.5	.9	1.2	1.0	.2							3.8	7.4
ENE	.2	2.1	4.8	2.1	.2							9.3	8.9
E	.3	2.7	2.9	.7								6.7	7.5
ESE	.9	1.7	.7	.2								3.4	5.3
SE	.3	.7										1.0	5.8
SSE	.7	.5	.3									1.5	4.7
S	.9	.7	.5									2.1	4.6
SSW	1.4	2.6	1.0	.2								5.1	5.1
SW	2.7	2.1	1.4	.3								6.5	4.7
WSW	3.5	3.9	4.3	.9								12.6	6.1
W	3.9	4.3	4.8	1.2	.2	.2						14.4	6.5
WNW	2.6	2.1	1.9	.5								7.5	5.5
NW	.7	.5	1.0	.2								2.4	5.5
NNW	.3	1.0	.3									1.7	5.5
VARBL													
CALM													
	20.0	26.9	26.3	7.2	.5	.2						100.	

TOTAL NUMBER OF OBSERVATIONS [illegible]

GLOBAL CLIMATOLOGY BRANCH
USAFETAC
AIR WEATHER SERVICE/MAC

SURFACE WINDS

PERCENTAGE FREQUENCY OF WIND DIRECTION AND SPEED (FROM HOURLY OBSERVATIONS)

STATION	STATION NAME	YEARS	MONTH
702615	FT WAINWRIGHT AAF AK	77-83	APR

CLASS: ALL WEATHER

HOURS (L S T): 1900-2000

CONDITION:

SPEED (KNTS) DIR.	1 - 3	4 - 6	7 - 10	11 - 16	17 - 21	22 - 27	28 - 33	34 - 40	41 - 47	48 - 55	≥56	%	MEAN WIND SPEED
N	1.5	1.4	.3									3.3	4.0
NNE	1.2	1.4	.3	.2								3.1	4.7
NE	.9	1.6	2.4	.7								5.6	7.1
ENE	2.4	5.9	6.6	1.0								16.0	6.6
E	2.4	4.2	1.9	.7								9.2	5.7
ESE	.9	.7										1.6	3.1
SE	.2	.2										.3	3.5
SSE	1.0											1.0	2.5
S	.7		.2									.9	4.4
SSW	1.6	1.0	.2									2.9	3.6
SW	1.0	1.6	.5	.2								3.3	4.7
WSW	2.3	4.5	2.4									9.2	5.1
W	2.1	3.1	2.4	.2								7.8	5.7
WNW	2.6	2.3	1.6	.5								7.0	5.1
NW	.2	.5	.5									1.2	6.0
NNW	.9	.9	.5									2.3	4.7
VARBL													
CALM												25.3	
	22.0	29.7	20.0	3.5								100.0	4.1

TOTAL NUMBER OF OBSERVATIONS 574

USAFETAC FORM JUL 64 0 8 5 (OL A) PREVIOUS EDITIONS OF THIS FORM ARE OBSOLETE

GLOBAL CLIMATOLOGY BRANCH
USAFETAC
AIR WEATHER SERVICE/MAC

SURFACE WINDS

PERCENTAGE FREQUENCY OF WIND DIRECTION AND SPEED (FROM HOURLY OBSERVATIONS)

70615	FT WAINWRIGHT AAF AK	77.79-83	APR
STATION	STATION NAME	YEARS	MONTH

ALL WEATHER
CLASS

2100-2300
HOURS (L S T)

CONDITION

SPEED (KNTS) DIR.	1 - 3	4 - 6	7 - 10	11 - 16	17 - 21	22 - 27	28 - 33	34 - 40	41 - 47	48 - 55	≥56	%	MEAN WIND SPEED
N	.8											.8	2.0
NNE	.8											.8	2.0
NE	2.3	1.5	.8	.8								5.3	5.6
ENE	2.3	10.6	3.0	1.5								17.4	6.5
E	4.5	7.6	1.5									13.6	4.8
ESE	.8	.8										1.5	3.0
SE	.8											.8	1.3
SSE													
S													
SSW	.8	1.5										2.3	4.0
SW	2.3	.8	.8									3.8	3.8
WSW	.8	3.0	.8									4.5	5.0
W	.8	2.3										3.0	4.0
WNW	3.0	.8										3.8	3.0
NW	.8		.8									1.5	4.5
NNW	1.5											1.5	2.0
VARBL													
CALM												79.4	
	22.0	28.8	7.6	2.3								100.0	3.0

TOTAL NUMBER OF OBSERVATIONS 132

USAFETAC FORM 0-8-5 (OL A) PREVIOUS EDITIONS OF THIS FORM ARE OBSOLETE

GLOBAL CLIMATOLOGY BRANCH
USAFETAC
AIR WEATHER SERVICE/MAC

SURFACE WINDS

PERCENTAGE FREQUENCY OF WIND DIRECTION AND SPEED (FROM HOURLY OBSERVATIONS)

702615 (STATION) FT WAINWRIGHT AAF AK (STATION NAME) 77-83 (YEARS) APR (MONTH)

ALL WEATHER (CLASS)

(CONDITION)

ALL (HOURS (L S T))

SPEED (KNTS) DIR.	1 - 3	4 - 6	7 - 10	11 - 16	17 - 21	22 - 27	28 - 33	34 - 40	41 - 47	48 - 55	≥ 56	%	MEAN WIND SPEED
N	.8	.6	.2	.0								1.7	4.1
NNE	1.2	.9	.3	.0								2.3	3.9
NE	1.0	1.2	1.0	.4	.0							3.6	6.3
ENE	2.0	3.7	3.6	1.1	.0							10.5	6.6
E	2.7	4.8	3.4	.8	.0							12.1	5.8
ESE	1.3	1.2	.7	.1								3.3	4.6
SE	.6	.6	.2	.1								1.5	4.6
SSE	.6	.4	.3									1.3	4.4
S	.8	.8	.3	.0								2.0	4.4
SSW	1.4	1.3	.4	.0								3.1	4.2
SW	1.6	1.3	.5	.1								3.5	4.5
WSW	2.6	3.0	2.1	.4								8.1	5.4
W	2.8	3.0	2.3	.7	.2	.0						9.0	5.9
WNW	2.4	1.3	1.0	.3	.0	.0						5.1	4.9
NW	.4	.3	.5	.0								1.2	5.3
NNW	.4	.5	.3	.1								1.2	4.9
VARBL													
CALM												10.5	
	23.1	24.9	16.9	4.2	.3	.1						100.0	3.8

TOTAL NUMBER OF OBSERVATIONS 3187

USAFETAC FORM JUL 64 0-8-5 (OL A) PREVIOUS EDITIONS OF THIS FORM ARE OBSOLETE

GLOBAL CLIMATOLOGY BRANCH
USAFETAC
AIR WEATHER SERVICE/MAC

SURFACE WINDS

PERCENTAGE FREQUENCY OF WIND DIRECTION AND SPEED (FROM HOURLY OBSERVATIONS)

7 2615 (STATION) FT WAINWRIGHT AAF AK (STATION NAME) 77-63 (YEARS) MAY (MONTH)

ALL WEATHER (CLASS)

0300-0500 (HOURS (L S T))

(CONDITION)

SPEED (KNTS) DIR.	1 - 3	4 - 6	7 - 10	11 - 16	17 - 21	22 - 27	28 - 33	34 - 40	41 - 47	48 - 55	≥56	%	MEAN WIND SPEED
N	2.0	.5	.5									3.0	3.0
NNE	2.5	1.0										3.5	2.6
NE	2.5	.5	.5									3.5	3.6
ENE	7.1	4.0	1.5									12.6	3.6
E	14.1	11.6	2.0									27.8	3.6
ESE	2.5											2.5	2.8
SE													
SSE			.5									.5	7.0
S		.5										.5	4.0
SSW													
SW	1.0	.5	1.0									2.5	5.6
WSW		1.5	1.0									2.5	6.8
W	.5	1.0	.5									2.0	5.0
WNW	.5		.5									1.0	5.0
NW													
NNW	.5											.5	3.0
VARBL													
CALM												37.4	
	33.3	21.2	8.1									100.0	2.4

TOTAL NUMBER OF OBSERVATIONS 198

USAFETAC FORM 0-8-5 (OL A) PREVIOUS EDITIONS OF THIS FORM ARE OBSOLETE

GLOBAL CLIMATOLOGY BRANCH
USAFETAC
AIR WEATHER SERVICE/MAC

SURFACE WINDS

PERCENTAGE FREQUENCY OF WIND DIRECTION AND SPEED (FROM HOURLY OBSERVATIONS)

7 26 15 — STATION
FT WAINWRIGHT AAF AK — STATION NAME
77-83 — YEARS
MAY — MONTH

ALL WEATHER — CLASS
0600-0800 — HOURS (L S T)
CONDITION

SPEED (KNTS) DIR.	1 - 3	4 - 6	7 - 10	11 - 16	17 - 21	22 - 27	28 - 33	34 - 40	41 - 47	48 - 55	≥56	%	MEAN WIND SPEED
N	1.2	.5										1.7	3.5
NNE	.8	.7	.3									1.5	4.0
NE	1.3	.8	2.0	.3								4.2	6.4
ENE	4.5	4.9	2.7	1.0								13.1	5.4
E	9.4	7.2	5.0	.3								22.0	4.8
ESE	2.9	.8	.3	.3								4.4	4.0
SE	1.3	.7	.3									2.3	4.0
SSE	.7	.5										1.2	3.3
S	1.0	.2										1.2	2.6
SSW	.5	.2										.7	3.0
SW		.7	.2									.8	6.4
WSW	1.2	2.9	1.3									5.4	4.8
W	1.0	1.5	1.5	.3		.2						4.5	7.0
WNW	.5	.5	.2									1.2	4.4
NW		.3	.2									.3	6.5
NNW	.7	.5										1.2	3.7
VARBL													
CALM												34.4	
	26.7	22.3	14.1	2.3		.2						100.0	3.3

TOTAL NUMBER OF OBSERVATIONS 596

GLOBAL CLIMATOLOGY BRANCH
USAFETAC
AIR WEATHER SERVICE/MAC

SURFACE WINDS

PERCENTAGE FREQUENCY OF WIND DIRECTION AND SPEED (FROM HOURLY OBSERVATIONS)

702615 (STATION) FT WAINWRIGHT AAF AK (STATION NAME) 77-63 (YEARS) MAY (MONTH)

ALL WEATHER (CLASS) 0900-1100 (HOURS (L S T))

(CONDITION)

SPEED (KNTS) DIR.	1 - 3	4 - 6	7 - 10	11 - 16	17 - 21	22 - 27	28 - 33	34 - 40	41 - 47	48 - 55	≥56	%	MEAN WIND SPEED
N	.8	.7	1.2									2.7	6.0
NNE	1.2	.8	.2	.3								2.5	5.1
NE	.8	1.3	1.2	.2								3.5	6.2
ENE	.7	2.0	2.2	1.2								6.0	7.4
E	1.7	3.9	4.5	.8								10.9	6.8
ESE	1.3	2.3	2.3	1.0	.2							7.2	6.8
SE	.8	1.0	.5	.2								2.5	5.3
SSE	1.3	1.8	.7	.2								4.0	4.9
S	2.0	.7	.3									3.0	3.5
SSW	1.3	1.5	.3									3.2	4.2
SW	.8	.2	.3	.2								1.5	5.7
WSW	1.0	2.5	3.5	.7								7.7	7.1
W	2.3	2.2	5.0	1.0	.2							10.7	7.2
WNW	1.7	2.3	1.3		.3							5.7	5.6
NW	1.0	.3	.3									1.7	4.6
NNW	1.2	.3	.5									2.0	4.1
VARBL													
CALM												25.1	
	20.1	24.0	24.5	5.7	.7							100.0	4.6

TOTAL NUMBER OF OBSERVATIONS 597

GLOBAL CLIMATOLOGY BRANCH
USAFETAC
AIR WEATHER SERVICE/MAC

SURFACE WINDS

PERCENTAGE FREQUENCY OF WIND DIRECTION AND SPEED (FROM HOURLY OBSERVATIONS)

7' 2615 (STATION) FT WAINWRIGHT AAF AK (STATION NAME) 77-83 (YEARS) MAY (MONTH)

ALL WEATHER (CLASS)

1200-1400 (HOURS (L S T.))

(CONDITION)

SPEED (KNTS) DIR.	1 - 3	4 - 6	7 - 10	11 - 16	17 - 21	22 - 27	28 - 33	34 - 40	41 - 47	48 - 55	≥56	%	MEAN WIND SPEED
N	.7	1.7	1.0	.2								3.5	6.1
NNE	.8	1.0	1.2	.8								3.9	7.1
NE	.2	1.3	2.2	1.0								4.7	8.1
ENE	1.2	1.7	2.4	.8								6.1	6.9
E	1.7	2.2	3.5	1.0								8.4	6.8
ESE	.5	2.2	1.8	.7	.2							5.4	6.8
SE	.2	1.3	1.3	.3								3.2	6.9
SSE	1.3	1.7	.8	.5								4.4	5.7
S	.7	1.3	1.3	.2								3.5	6.1
SSW	2.2	2.9	1.7	.2								6.9	5.2
SW	.2	1.7	.8	.2								2.9	6.1
WSW	1.5	3.9	3.0	1.7								10.1	7.1
W	3.0	4.5	5.0	1.7								14.3	6.7
WNW	2.2	3.5	1.0		.2							6.9	5.0
NW	.5	1.5	.5	.2								2.7	5.6
NNW	1.0	1.5	.7		.2							3.4	5.6
VARBL													
CALM												9.9	
	18.2	33.9	28.4	9.1	.5							100.0	5.8

TOTAL NUMBER OF OBSERVATIONS 595

USAFETAC FORM AA 64 0-8-5 (OL A) PREVIOUS EDITIONS OF THIS FORM ARE OBSOLETE

GLOBAL CLIMATOLOGY BRANCH
USAFETAC
AIR WEATHER SERVICE/MAC

SURFACE WINDS

PERCENTAGE FREQUENCY OF WIND DIRECTION AND SPEED (FROM HOURLY OBSERVATIONS)

7 2615 (STATION) FT WAINWRIGHT AAF AK (STATION NAME) 77-83 (YEARS) MAY (MONTH)

ALL WEATHER (CLASS) 1500-1700 (HOURS (L.S.T.))

(CONDITION)

SPEED (KNTS) DIR.	1 - 3	4 - 6	7 - 10	11 - 16	17 - 21	22 - 27	28 - 33	34 - 40	41 - 47	48 - 55	≥56	%	MEAN WIND SPEED
N	1.5	1.5	1.2									4.2	5.0
NNE	.5	1.0	1.0	.8								3.4	7.7
NE	.7	1.7	2.4	2.0	.5							7.3	9.5
ENE	1.5	2.0	5.2	2.0								10.8	8.1
E	.3	2.0	3.4	1.5								7.3	8.4
ESE	.8	1.5	2.2	.3								4.9	6.9
SE	.5	.7	.7	.3								2.2	7.2
SSE	.3	1.0	.5	.2								2.0	6.1
S	.8	1.4	1.2									3.4	5.4
SSW	.5	1.4	1.5	.5								3.9	6.8
SW	.3	1.4	1.0	.7								3.4	7.1
WSW	.2	3.4	3.2	1.7	.2							8.6	8.1
W	1.9	6.2	3.9	1.9	.5							14.4	7.4
WNW	1.5	4.1	3.4	.2								9.1	6.1
NW	.7	1.2	.3									2.2	4.9
NNW	1.0	1.2	1.9									4.1	5.8
VARBL													
CALM												9.0	
	13.2	31.6	32.9	12.2	1.2							100.0	6.6

TOTAL NUMBER OF OBSERVATIONS 592

GLOBAL CLIMATOLOGY BRANCH
USAFETAC
AIR WEATHER SERVICE/MAC

SURFACE WINDS

PERCENTAGE FREQUENCY OF WIND DIRECTION AND SPEED (FROM HOURLY OBSERVATIONS)

702615 (STATION) FT WAINWRIGHT AAF AK (STATION NAME) 77-83 (YEARS) MAY (MONTH)

ALL WEATHER (CLASS) 1800-2000 (HOURS (L S T.))

(CONDITION)

SPEED (KNTS) DIR.	1 - 3	4 - 6	7 - 10	11 - 16	17 - 21	22 - 27	28 - 33	34 - 40	41 - 47	48 - 55	≥56	%	MEAN WIND SPEED
N	1.5	2.2	1.4									5.1	4.9
NNE	1.9	1.9	.3	.7								4.2	4.2
NE	.8	2.2	4.9	2.4	.2							10.5	8.6
ENE	1.7	2.5	5.7	1.9								11.8	7.6
E	1.2	3.4	3.0	1.5								9.1	7.3
ESE	.3	1.5	1.5	.2								3.5	6.4
SE	.3	.3	.3									.6	5.4
SSE	.2	.7										.8	3.8
S	.5	1.0	.8									2.4	5.7
SSW	.3	1.2	1.2	.2								2.9	6.6
SW	.5	1.7	1.0	.2								3.4	6.0
WSW	1.5	2.2	2.0	.7	.2							6.6	6.6
W	1.7	3.7	5.6	1.9	.2							13.0	7.5
WNW	1.4	3.2	2.4	.7	.2							7.8	6.7
NW	.8	1.7	1.0									3.5	5.2
NNW	.8	2.4	.8									4.1	5.2
VARBL													
CALM												10.5	
	15.4	31.8	32.1	9.6	.7							100.0	6.1

TOTAL NUMBER OF OBSERVATIONS 592

GLOBAL CLIMATOLOGY BRANCH
USAFETAC
AIR WEATHER SERVICE/MAC

SURFACE WINDS

PERCENTAGE FREQUENCY OF WIND DIRECTION AND SPEED (FROM HOURLY OBSERVATIONS)

702615 (STATION) FT WAINWRIGHT AAF AK (STATION NAME) 77-83 (YEARS) MAY (MONTH)

ALL WEATHER (CLASS)

ALL (HOURS (L S T))

(CONDITION)

SPEED (KNTS) DIR.	1 - 3	4 - 6	7 - 10	11 - 16	17 - 21	22 - 27	28 - 33	34 - 40	41 - 47	48 - 55	≥56	%	MEAN WIND SPEED
N	1.2	1.3	.9	.0								3.4	5.1
NNE	1.1	1.0	.6	.4								3.1	5.6
NE	.8	1.4	2.4	1.1	.1							5.9	6.0
ENE	2.2	2.7	3.5	1.3								9.7	6.7
E	3.6	4.2	3.8	1.0								12.6	6.0
ESE	1.3	1.6	1.5	.4	.1							4.9	6.2
SE	.6	.8	.6	.2								2.1	5.9
SSE	.7	1.1	.4	.2								2.4	5.2
S	.9	.9	.7	.0								2.6	5.0
SSW	.9	1.3	.9	.2								3.3	5.5
SW	.4	1.1	.7	.2								2.4	6.3
WSW	1.0	2.9	2.5	.9	.1							7.4	6.9
W	1.9	3.5	4.0	1.3	.2	.0						10.8	7.2
WNW	1.4	2.6	1.6	.2	.1							5.9	5.8
NW	.6	.9	.4	.0								2.0	5.2
NNW	.9	1.1	.7		.0							2.8	5.1
VARBL													
CALM												19.0	
	19.6	28.2	25.2	7.3	.6	.0						100.0	5.1

TOTAL NUMBER OF OBSERVATIONS 3170

GLOBAL CLIMATOLOGY BRANCH
USAFETAC
AIR WEATHER SERVICE/MAC

SURFACE WINDS

PERCENTAGE FREQUENCY OF WIND DIRECTION AND SPEED (FROM HOURLY OBSERVATIONS)

72615	FT WAINWRIGHT AAF AK	77-82	JUL
STATION	STATION NAME	YEARS	MONTH

ALL WEATHER
CLASS

0700-0900
HOURS (L S T)

CONDITION

SPEED (KNTS) DIR.	1 - 3	4 - 6	7 - 10	11 - 16	17 - 21	22 - 27	28 - 33	34 - 40	41 - 47	48 - 55	≥56	%	MEAN WIND SPEED
N	1.8	.6										2.4	3.3
NNE	.6											.6	3.0
NE	2.4	.6										3.0	2.4
ENE	5.4	2.4	1.8									9.5	3.8
E	14.9	6.5	2.4									23.8	3.6
ESE	5.5	1.2	.6									8.3	2.9
SE	1.2	.6										1.8	2.7
SSE	.6											.6	2.0
S	1.8	1.2										3.0	3.0
SSW	1.2	1.8										3.0	4.6
SW	1.2	4.2	.6									6.0	4.8
WSW	2.4	1.2	1.2	.6								5.4	6.1
W	.6	.6	1.2									2.4	6.3
WNW	1.2	.6		.6								2.4	5.8
NW	.6											.6	3.0
NNW													
VARBL													
CALM												27.4	
	42.3	21.4	7.7	1.2								100.0	2.8

TOTAL NUMBER OF OBSERVATIONS 168

GLOBAL CLIMATOLOGY BRANCH
USAFETAC
AIR WEATHER SERVICE/MAC

SURFACE WINDS

PERCENTAGE FREQUENCY OF WIND DIRECTION AND SPEED (FROM HOURLY OBSERVATIONS)

702515 (STATION) FT WAINWRIGHT AAF AK (STATION NAME) 77-82 (YEARS) JUL (MONTH)

ALL WEATHER (CLASS) 0600-0800 (HOURS (L S T))

(CONDITION)

SPEED (KNTS) DIR.	1 - 3	4 - 6	7 - 10	11 - 16	17 - 21	22 - 27	28 - 33	34 - 40	41 - 47	48 - 55	≥56	%	MEAN WIND SPEED
N	1.4	.4	.4									2.2	3.4
NNE	.8		.4									1.2	3.8
NE	2.0	.6										2.6	2.7
ENE	2.8	1.8	1.2									5.7	4.1
E	8.5	6.7	1.6	.2								17.0	3.8
ESE	5.1	2.0	.4									7.5	3.2
SE	1.8	.8	.4									3.0	3.5
SSE	2.6	1.2	.2									4.0	3.3
S	3.2	.4										3.6	2.7
SSW	1.4	.8	.2	.2								2.6	4.2
SW	1.2	3.9	1.0									5.9	4.7
WSW	.8	2.8	2.8	.6	.6							7.5	7.7
W	3.0	2.6	2.8	.6								8.9	5.7
WNW	1.6	.8	.4	.2	.2							3.2	5.4
NW	.4	.2										.6	2.7
NNW	.2	.4										.6	3.7
VARBL													
CALM												24.1	
	36.6	25.1	11.7	1.8	.8							100.0	3.3

TOTAL NUMBER OF OBSERVATIONS 506

GLOBAL CLIMATOLOGY BRANCH
USAFETAC
AIR WEATHER SERVICE/MAC

SURFACE WINDS

PERCENTAGE FREQUENCY OF WIND DIRECTION AND SPEED (FROM HOURLY OBSERVATIONS)

725515 (STATION) FT WAINWRIGHT AAF AK (STATION NAME) 77-82 (YEARS) JAN (MONTH)

ALL WEATHER (CLASS) 0900-1100 (HOURS (LST))

(CONDITION)

SPEED (KNTS) DIR.	1 - 3	4 - 6	7 - 10	11 - 16	17 - 21	22 - 27	28 - 33	34 - 40	41 - 47	48 - 55	≥56	%	MEAN WIND SPEED
N	.4	1.4										1.8	3.9
NNE	1.4	.2	.4									2.0	3.6
NE	.6	.4	.2									1.2	4.2
ENE	1.6	1.0	.8	.2								3.7	4.6
E	1.6	2.6	.6	.4								5.1	5.3
ESE	1.6	2.0	1.0									4.5	4.6
SE	.3	.8	1.0									2.6	5.0
SSE	.9	1.9	.2									2.8	4.5
S	2.8	3.2	.8									6.7	4.1
SSW	2.0	2.4	1.8									6.1	4.8
SW	.8	2.1	2.2	.4								5.3	6.0
WSW	2.8	4.7	3.0	.6	.4							11.4	6.0
W	4.1	5.5	5.3	2.6	.2							17.8	6.7
WNW	3.6	2.8	1.0	.2								7.5	4.3
NW	.2	.6		.2								1.0	6.0
NNW	.6	1.2										2.0	3.5
VARBL													
CALM												18.5	
	25.8	32.3	18.1	4.5	.6							100.0	4.3

TOTAL NUMBER OF OBSERVATIONS 507

GLOBAL CLIMATOLOGY BRANCH
USAFETAC
AIR WEATHER SERVICE/MAC

SURFACE WINDS

PERCENTAGE FREQUENCY OF WIND DIRECTION AND SPEED (FROM HOURLY OBSERVATIONS)

7 2615 (STATION) FT WAINWRIGHT AAF AK (STATION NAME) 77-82 (YEARS) JUL (MONTH)

ALL WEATHER (CLASS) 1000-1400 (HOURS (L S T))

(CONDITION)

SPEED (KNTS) DIR	1 - 3	4 - 6	7 - 10	11 - 16	17 - 21	22 - 27	28 - 33	34 - 40	41 - 47	48 - 55	≥56	%	MEAN WIND SPEED
N	2.2	1.0	.2	.4								3.8	4.2
NNE	1.2	1.2	.6									1.9	5.5
NE	1.0	.2	.8	.2								2.2	5.6
ENE	.4	1.4	.8									2.6	5.6
E	1.8	2.8	1.6	.4								6.5	5.5
ESE	1.8	1.2	1.4									4.3	5.3
SE	1.0	.2	.4									1.6	4.3
SSE	1.2	.8	1.2									3.2	4.9
S	2.0	2.8	.6									5.3	4.6
SSW	2.2	3.4	2.2	.2								7.9	5.3
SW	2.0	3.2	2.4	.4								7.9	5.9
WSW	3.6	4.0	4.0	1.8								13.2	6.5
W	2.8	5.9	6.7	2.8	.2							18.4	7.3
WNW	2.8	4.2	2.4	.8								9.9	5.5
NW	.8	1.2	1.2									3.0	5.7
NNW	.8	.8	.8									2.4	5.4
VARBL													
CALM												6.3	
	26.1	33.4	27.1	6.9	.2							100.0	5.5

TOTAL NUMBER OF OBSERVATIONS 926

GLOBAL CLIMATOLOGY BRANCH
USAFETAC
AIR WEATHER SERVICE/MAC

SURFACE WINDS

PERCENTAGE FREQUENCY OF WIND DIRECTION AND SPEED (FROM HOURLY OBSERVATIONS)

7 25 15 — STATION
FT WAINWRIGHT AAF AK — STATION NAME
77-82 — YEARS
JUL — MONTH
ALL WEATHER — CLASS
1200-1700 — HOURS (L S T)
CONDITION

SPEED KNTS / DIR	1 - 3	4 - 6	7 - 10	11 - 16	17 - 21	22 - 27	28 - 33	34 - 40	41 - 47	48 - 55	≥56	%	MEAN WIND SPEED
N	1.3	2.4	.8	.2								[illegible]	[illegible]
NNE	.4	2.0	.8									[illegible]	5.0
NE	.3	.4	1.0									1.[illegible]	7.1
ENE	.3	1.4	1.4	.6								4.[illegible]	6.9
E	1.4	2.4	1.2									[illegible]	[illegible]
ESE	.8	1.0	1.4	.2								4.[illegible]	[illegible]
SE	.4	.6	.8									1.[illegible]	[illegible]
SSE	.3	1.8	.6									3.2	4.9
S	1.3	2.3	1.2									4.8	5.1
SSW	1.0	1.8	1.2	.4								[illegible].1	5.1
SW	1.4	2.3	1.3	.2								[illegible].3	5.3
WSW	1.4	3.6	3.4	3.0								11.3	7.1
W	.4	6.8	10.9	3.6								24.[illegible]	7.[illegible]
WNW	3.2	3.4	2.4	.6								[illegible].5	5.[illegible]
NW	1.2	1.4	.6	.4								3.[illegible]	5.6
NNW	.2	1.[illegible]	.6	.2								[illegible].[illegible]	5.1
VARBL													
CALM												5.[illegible]	
	[illegible].2	36.0	[illegible].1	8.3								100.0	5.[illegible]

TOTAL NUMBER OF OBSERVATIONS [illegible]

NATIONAL CLIMATOLOGY BRANCH
USAFETAC
AIR WEATHER SERVICE/MAC

SURFACE WINDS

PERCENTAGE FREQUENCY OF WIND DIRECTION AND SPEED (FROM HOURLY OBSERVATIONS)

STATION	STATION NAME	YEARS	MONTH
[illegible]	FT WAINWRIGHT AAF AK	77-82	JAN

CLASS: ALL WEATHER

HOURS (L S T.): 12:00-24:00

CONDITION:

SPEED (KNTS) DIR.	1 - 3	4 - 6	7 - 10	11 - 16	17 - 21	22 - 27	28 - 33	34 - 40	41 - 47	48 - 55	≥ 56	%	MEAN WIND SPEED
N	1.4	2.0										3.4	3.8
NNE	1.5	1.4										2.9	3.4
NE	2.2	1.4	.8	.2								4.6	4.3
ENE	1.4	.6	1.4									3.4	5.0
E	2.2	.6	1.2	.4								4.2	2.3
ESE	2.2	1.6	.6									4.4	3.7
SE	.6	1.0										1.6	3.5
SSE	.2	.6	.2									1.0	4.4
S	2.6	2.4	.2									5.2	3.4
SSW	2.8	1.6	.8									5.2	4.2
SW	.4	2.4	1.2	.4								4.4	6.0
WSW	4.7	5.9	4.4	1.4								16.5	5.9
W	2.3	4.4	7.2	2.0								15.9	7.2
WNW	2.6	4.6	4.2	.8								12.1	6.0
NW	.8	.8	1.4	.2								3.2	6.1
NNW	1.2	2.2	1.0	.2								4.4	5.3
VARBL													
CALM												9.1	
	27.6	33.2	24.5	5.6								170.4	4.9

TOTAL NUMBER OF OBSERVATIONS: 573

USAFETAC FORM 0-8-5 (OL A) JUL 84 PREVIOUS EDITIONS OF THIS FORM ARE OBSOLETE

CLIMAT CLIMATOLOGY BRANCH
USAFETAC
AIR WEATHER SERVICE/MAC

SURFACE WINDS

PERCENTAGE FREQUENCY OF WIND DIRECTION AND SPEED (FROM HOURLY OBSERVATIONS)

70261E	FT WAINWRIGHT AAF AK	77-82	JUN
STATION	STATION NAME	YEARS	MONTH

ALL WEATHER — CLASS

ALL — HOURS (L S T)

CONDITION

SPEED (KNTS) DIR.	1 - 3	4 - 6	7 - 10	11 - 16	17 - 21	22 - 27	28 - 33	34 - 40	41 - 47	48 - 55	≥56	%	MEAN WIND SPEED
N	1.4	1.4	.7	.1								3.2	4.2
NNE	.8	.9	.4									2.1	4.4
NE	1.3	.6	.5	.1								2.4	4.4
ENE	1.7	1.3	1.2	.1								4.3	4.9
E	3.8	3.2	1.3	.3								8.6	4.5
ESE	2.6	1.6	.9	.0								5.2	4.2
SE	.9	.7	.5									2.1	4.3
SSE	1.1	1.2	.4									2.7	4.3
S	2.3	2.1	.5									4.9	4.0
SSW	2.5	2.0	1.2	.1								5.2	4.8
SW	1.2	2.9	1.5	.3								5.8	5.5
WSW	2.5	4.0	3.3	1.2	.2							11.2	6.5
W	2.9	4.8	6.2	2.2	.1							16.1	7.0
WNW	2.6	2.9	1.9	.5	.0							8.1	5.4
NW	.7	.7	.6	.1								2.2	5.6
NNW	.6	1.2	.4	.1								2.2	5.1
VARBL													
CALM												13.9	
	28.2	31.4	21.2	5.2	.3							100.0	4.6

TOTAL NUMBER OF OBSERVATIONS 2695

GLOBAL CLIMATOLOGY BRANCH
USAFETAC
AIR WEATHER SERVICE/MAC

SURFACE WINDS

PERCENTAGE FREQUENCY OF WIND DIRECTION AND SPEED (FROM HOURLY OBSERVATIONS)

70615	FT WAINWRIGHT AAF AK	77-82	JUL
STATION	STATION NAME	YEARS	MONTH

ALL WEATHER
CLASS

0300-0600
HOURS (L S T)

CONDITION

SPEED (KNTS) DIR.	1 - 3	4 - 6	7 - 10	11 - 16	17 - 21	22 - 27	28 - 33	34 - 40	41 - 47	48 - 55	≥56	%	MEAN WIND SPEED
N	.6											.6	3.0
NNE	1.3											1.3	3.5
NE	1.9	.6										2.5	3.4
ENE	3.8	1.3	.6									5.6	3.7
E	18.1	7.5	1.3									26.9	3.1
ESE	8.1	1.3	.6									10.0	2.9
SE	1.3		.6									1.9	4.0
SSE	.6	.6	.6									1.9	4.3
S	1.9											1.9	2.3
SSW	5.6	1.3	.6									7.5	3.2
SW	2.5	.6	.6									3.8	3.7
WSW	1.3	3.1	3.1									7.5	5.4
W		.6	1.9	.6								3.1	5.4
WNW	1.9	.6										2.5	3.0
NW													
NNW													
VARBL													
CALM												23.1	
	43.8	17.5	10.0	.6								100.0	2.8

TOTAL NUMBER OF OBSERVATIONS 160

GLOBAL CLIMATOLOGY BRANCH
USAFETAC
AIR WEATHER SERVICE/MAC

SURFACE WINDS

PERCENTAGE FREQUENCY OF WIND DIRECTION AND SPEED (FROM HOURLY OBSERVATIONS)

7 2615 (STATION) FT WAINWRIGHT AAF AK (STATION NAME) 77-82 (YEARS) JUL (MONTH)

ALL WEATHER (CLASS) 0600-0800 (HOURS (L S T))

(CONDITION)

SPEED (KNTS) DIR.	1 - 3	4 - 6	7 - 10	11 - 16	17 - 21	22 - 27	28 - 33	34 - 40	41 - 47	48 - 55	≥56	%	MEAN WIND SPEED
N													
NNE	1.0	.2										2.1	2.6
NE	1.0											1.0	2.3
ENE	3.7	1.2	.2									5.1	3.0
E	13.0	7.6	1.6	.2								22.4	3.5
ESE	5.9	1.6	.2									7.6	2.7
SE	1.2	1.2										2.5	3.5
SSE	3.1	1.0										4.1	2.5
S	2.1	1.6										3.7	3.3
SSW	1.6	.8	.2									2.7	3.3
SW	1.2	1.0	.4									2.7	4.1
WSW	3.1	2.7	1.9									7.6	4.5
W	1.6	1.4	3.7	.8								7.6	6.9
WNW	.6	.2	.2									1.2	3.5
NW	.6	.2	.2									1.0	3.2
NNW	.6											.6	2.0
VARBL													
CALM												27.4	
	42.0	21.0	6.6	1.0								100.0	2.7

TOTAL NUMBER OF OBSERVATIONS 486

USAFETAC FORM 0-8-5 (OL A) JUL 64 PREVIOUS EDITIONS OF THIS FORM ARE OBSOLETE

GLOBAL CLIMATOLOGY BRANCH
USAFETAC
AIR WEATHER SERVICE/MAC

SURFACE WINDS

PERCENTAGE FREQUENCY OF WIND DIRECTION AND SPEED (FROM HOURLY OBSERVATIONS)

70226 (STATION) FT WAINWRIGHT AAF AK (STATION NAME) 77-82 (YEARS) JUL (MONTH)

ALL WEATHER (CLASS)

0900-1100 (HOURS (L S T))

(CONDITION)

SPEED (KNTS) DIR.	1 - 3	4 - 6	7 - 10	11 - 16	17 - 21	22 - 27	28 - 33	34 - 40	41 - 47	48 - 55	≥56	%	MEAN WIND SPEED
N	1.0		.4									1.4	4.3
NNE	1.4	.8	.2									2.5	3.8
NE	.8	.4	.2	.2								1.6	5.5
ENE	.8	1.2	.6									2.7	4.8
E	3.5	2.7	1.0									7.2	3.9
ESE	2.5	2.0	.6	.2								5.3	4.4
SE	1.4	.6	.2									2.2	3.4
SSE	1.6	2.2										3.9	3.9
S	3.3	2.9	.2									6.3	3.7
SSW	3.7	2.5	.4									6.5	3.5
SW	1.0	1.4	1.2									3.7	5.1
WSW	3.5	3.5	2.7	.2								9.8	5.0
W	3.9	4.5	2.9	2.9	.2							14.3	6.5
WNW	2.0	3.1	1.0									6.1	4.4
NW	1.2	.8	.2									2.2	3.5
NNW	1.6	.8	.4									2.9	3.6
VARBL													
CALM												21.3	
	33.3	29.4	12.3	3.5	.2							100.0	3.6

TOTAL NUMBER OF OBSERVATIONS 489

GLOBAL CLIMATOLOGY BRANCH
USAFETAC
AIR WEATHER SERVICE/MAC

SURFACE WINDS

PERCENTAGE FREQUENCY OF WIND DIRECTION AND SPEED (FROM HOURLY OBSERVATIONS)

702615 (STATION) FT WAINWRIGHT AAF AK (STATION NAME) 77-82 (YEARS) JUL (MONTH)

ALL WEATHER (CLASS) 1200-1400 (HOURS (L.S.T.))

(CONDITION)

SPEED (KNTS) DIR.	1 - 3	4 - 6	7 - 10	11 - 16	17 - 21	22 - 27	28 - 33	34 - 40	41 - 47	48 - 55	≥56	%	MEAN WIND SPEED
N	1.0	1.0	1.4									3.5	5.2
NNE	1.2	.8	.2	.2								2.5	4.3
NE	1.4	.6	.6									2.7	4.3
ENE	.4	.2	.6	.6								1.8	8.0
E	1.4	1.3	1.2	.2								3.9	5.6
ESE	2.0	1.4	1.2	.2								4.9	4.8
SE	1.4	.6	.8									2.9	4.5
SSE	.8	1.6	.2									2.7	4.3
S	2.3	2.9	.6		.2							5.9	4.6
SSW	2.9	3.1	1.2									7.2	4.6
SW	2.5	4.1	.2	.2								7.0	4.4
WSW	3.3	4.9	3.3	.6								12.1	5.5
W	2.9	5.9	7.6	1.8	.4							18.6	7.0
WNW	2.5	2.7	2.7	.6								8.4	5.8
NW	.8	1.9	.8									3.5	5.2
NNW	1.4	1.4	1.0	.6								4.5	6.0
VARBL													
CALM												8.0	
	28.3	34.2	23.8	5.1	.6							100.0	5.1

TOTAL NUMBER OF OBSERVATIONS 488

GLOBAL CLIMATOLOGY BRANCH
USAFETAC
AIR WEATHER SERVICE/MAC

SURFACE WINDS

PERCENTAGE FREQUENCY OF WIND DIRECTION AND SPEED (FROM HOURLY OBSERVATIONS)

7126 15 (STATION) FT WAINWRIGHT AAF AK (STATION NAME) 77-82 (YEARS) JUL (MONTH)

ALL WEATHER (CLASS) 1500-1700 (HOURS (L.S.T.))

(CONDITION)

SPEED (KNTS) DIR.	1-3	4-6	7-10	11-16	17-21	22-27	28-33	34-40	41-47	48-55	≥56	%	MEAN WIND SPEED
N	1.2	2.1	1.2	.4								4.9	5.7
NNE	1.2	1.2	1.4									3.9	5.2
NE	.4	.6	1.0	.8								2.9	7.8
ENE	.8	.8	.8									2.5	4.8
E	1.0	3.3	2.1	.6								7.0	6.2
ESE	1.9	1.6	.8									4.3	4.3
SE	.4	.8	.4									1.5	4.9
SSE	1.0	1.0										2.1	3.5
S	2.3	1.9	.2									4.3	3.8
SSW	1.6	2.9	.6	.2								5.3	4.8
SW	2.5	2.7	1.9									7.0	4.9
WSW	2.5	4.1	2.5	1.0								10.1	6.0
W	2.5	6.6	6.8	2.5								18.3	7.2
WNW	2.7	3.5	3.1	.6			.2					10.1	6.3
NW	.4	.6	1.2									2.3	6.5
NNW	1.9	1.4	1.0									5.1	5.4
VARBL													
CALM												6.2	
	24.3	35.2	25.9	6.2			.2					100.0	5.3

TOTAL NUMBER OF OBSERVATIONS 486

GLOBAL CLIMATOLOGY BRANCH
USAFETAC
AIR WEATHER SERVICE/MAC

SURFACE WINDS

PERCENTAGE FREQUENCY OF WIND DIRECTION AND SPEED (FROM HOURLY OBSERVATIONS)

7 2615 (STATION) FT WAINWRIGHT AAF AK (STATION NAME) 77-82 (YEARS) JUL (MONTH)

ALL WEATHER (CLASS) 1800-2000 (HOURS (L S T))

(CONDITION)

SPEED (KNTS) DIR.	1 - 3	4 - 6	7 - 10	11 - 16	17 - 21	22 - 27	28 - 33	34 - 40	41 - 47	48 - 55	≥ 56	%	MEAN WIND SPEED
N	2.5	1.6	.8	.2								5.1	4.7
NNE	1.4	.6	.4									2.5	3.8
NE	2.5	1.2	.8	.6								5.1	5.4
ENE	1.4	1.2	1.6									4.3	5.2
E	2.3	1.9	.2	.6								4.9	4.6
ESE	2.3	.4	.2									2.9	2.6
SE	1.0	.4	.2	.2								1.9	4.1
SSE	1.6	.4										2.1	2.8
S	1.2	1.9										3.1	3.5
SSW	3.7	2.1	.2									6.0	3.4
SW	2.3	2.5	1.2									6.0	4.6
WSW	1.6	4.3	3.7	.8								10.5	6.1
W	2.5	4.9	6.6	1.2								15.2	6.7
WNW	2.5	2.5	2.7		.2							7.8	5.6
NW	.4	2.5	.4	.2								3.7	5.0
NNW	.6	.8	1.2									2.7	5.9
VARBL													
CALM												16.3	
	30.0	29.2	20.4	3.9	.2							100.0	4.3

TOTAL NUMBER OF OBSERVATIONS 496

GLOBAL CLIMATOLOGY BRANCH
USAFETAC
AIR WEATHER SERVICE/MAC

SURFACE WINDS

PERCENTAGE FREQUENCY OF WIND DIRECTION AND SPEED (FROM HOURLY OBSERVATIONS)

70261 (STATION) FT WAINWRIGHT AAF AK (STATION NAME) 7° (YEARS) JUL (MONTH)

ALL WEATHER (CLASS) 2120-2300 (HOURS (L S T))

(CONDITION)

SPEED (KNTS) DIR.	1 - 3	4 - 6	7 - 10	11 - 16	17 - 21	22 - 27	28 - 33	34 - 40	41 - 47	48 - 55	≥56	%	MEAN WIND SPEED
N													
NNE													
NE													
ENE													
E													
ESE													
SE													
SSE													
S													
SSW													
SW													
WSW													
W													
WNW		100.0										100.0	5.0
NW													
NNW													
VARBL													
CALM													
		100.0										100.0	5.0

TOTAL NUMBER OF OBSERVATIONS 1

GLOBAL CLIMATOLOGY BRANCH
USAFETAC
AIR WEATHER SERVICE/MAC

SURFACE WINDS

PERCENTAGE FREQUENCY OF WIND DIRECTION AND SPEED (FROM HOURLY OBSERVATIONS)

702615 (STATION) FT WAINWRIGHT AAF AK (STATION NAME) 77-82 (YEARS) JUL (MONTH)

ALL WEATHER (CLASS) ALL (HOURS (L S T))

(CONDITION)

SPEED (KNTS) DIR.	1 - 3	4 - 6	7 - 10	11 - 16	17 - 21	22 - 27	28 - 33	34 - 40	41 - 47	48 - 55	≥ 56	%	MEAN WIND SPEED
N	1.1	.9	.7	.1								2.9	3.1
NNE	1.4	.7	.4	.0								2.6	4.1
NE	1.4	.6	.5	.3								2.8	3.2
ENE	1.6	1.0	.8	.1								3.4	4.6
E	5.1	3.5	1.2	.3								10.2	4.1
ESE	3.2	1.4	.6	.1								5.3	3.6
SE	1.1	.7	.3	.0								2.2	4.0
SSE	1.6	1.2	.1		.0							2.9	3.4
S	3.2	2.1	.2									4.5	3.6
SSW	2.9	2.2	.5	.0								5.7	3.9
SW	1.9	2.2	1.0	.0								5.0	4.6
WSW	2.7	3.9	2.8	.5								9.9	5.5
W	2.5	4.4	5.3	1.8	.1							14.1	6.6
WNW	2.1	2.3	1.9	.2	.0		.0					6.5	5.5
NW	.7	1.1	.5	.0								2.4	4.9
NNW	1.2	.8	.8	.1								3.0	5.2
VARBL													
CALM												10.6	
	32.6	29.1	17.7	3.7	.2		.0					100.0	4.1

TOTAL NUMBER OF OBSERVATIONS 2296

USAFETAC FORM JUL 64 0-8-5 (OL A) PREVIOUS EDITIONS OF THIS FORM ARE OBSOLETE

GLOBAL CLIMATOLOGY BRANCH
USAFETAC
AIR WEATHER SERVICE/MAC

SURFACE WINDS

PERCENTAGE FREQUENCY OF WIND DIRECTION AND SPEED (FROM HOURLY OBSERVATIONS)

702615 (STATION) FT WAINWRIGHT AAF AK (STATION NAME) 77-82 (YEARS) ALL (MONTH)

ALL WEATHER (CLASS)

0300-0500 (HOURS (L S T))

(CONDITION)

SPEED (KNTS) DIR.	1 - 3	4 - 6	7 - 10	11 - 16	17 - 21	22 - 27	28 - 33	34 - 40	41 - 47	48 - 55	≥56	%	MEAN WIND SPEED
N	.5											.5	1.0
NNE	1.7	.6										2.3	3.3
NE	3.4	1.2	.6									5.2	3.7
ENE	4.6	2.3										6.9	3.2
E	13.6	5.8										21.4	2.9
ESE	7.5	.6										8.1	2.6
SE	1.2											1.2	2.5
SSE	1.2											1.2	2.5
S	.6	1.2										1.7	4.0
SSW	2.3	1.2										3.5	3.2
SW	.5	1.7										2.3	3.8
WSW	2.3	1.7	1.2	.6								5.8	3.4
W	1.2	1.7	1.2									4.0	4.7
WNW	.5		.6									1.2	3.5
NW	1.2											1.2	1.2
NNW													
VARBL													
CALM												13.5	
	44.5	17.9	3.5	.6								100.1	2.2

TOTAL NUMBER OF OBSERVATIONS 173

USAFETAC FORM 0-8-5 (OL A) PREVIOUS EDITIONS OF THIS FORM ARE OBSOLETE

GLOBAL CLIMATOLOGY BRANCH
USAFETAC
AIR WEATHER SERVICE/MAC

SURFACE WINDS

PERCENTAGE FREQUENCY OF WIND DIRECTION AND SPEED (FROM HOURLY OBSERVATIONS)

70261 (STATION) FT WAINWRIGHT AAF AK (STATION NAME) 57-62 (YEARS) ALL (MONTH)

ALL WEATHER (CLASS) 0600-0800 (HOURS (L S T))

(CONDITION)

SPEED (KNTS) DIR.	1 - 3	4 - 6	7 - 10	11 - 16	17 - 21	22 - 27	28 - 33	34 - 40	41 - 47	48 - 55	≥56	%	MEAN WIND SPEED
N	.4		.2									.5	2.7
NNE	2.3		.4									2.7	3.1
NE	1.5	.8	.2									2.5	3.2
ENE	3.7	2.3	.5									6.7	3.6
E	16.0	8.1	1.2									25.2	3.3
ESE	7.1	1.0										8.1	2.5
SE	1.5	.6										2.1	2.6
SSE	1.5											1.5	2.0
S	1.5	.2										1.7	2.6
SSW	2.1	2.1	.2									4.4	3.7
SW	1.0	1.0	.2									2.1	4.2
WSW	1.3	3.3	1.5	.4								6.5	5.4
W	1.3	1.3	2.3	.2								4.8	6.3
WNW	.8	1.0	.4									2.1	4.5
NW													
NNW	.2											.2	1.2
VARBL													
CALM												28.7	
	42.3	21.2	7.3	.6								100.0	2.6

TOTAL NUMBER OF OBSERVATIONS 522

USAFETAC FORM 0-8-5 (OL A) JUL 64 PREVIOUS EDITIONS OF THIS FORM ARE OBSOLETE

GLOBAL CLIMATOLOGY BRANCH
USAFETAC
AIR WEATHER SERVICE/MAC

SURFACE WINDS

PERCENTAGE FREQUENCY OF WIND DIRECTION AND SPEED (FROM HOURLY OBSERVATIONS)

7[illegible] FT WAINWRIGHT AAF AK — 77-[illegible] — A[illegible]
STATION — STATION NAME — YEARS — MONTH

ALL WEATHER — 0[illegible]-1[illegible]
CLASS — HOURS (L S T)

CONDITION

SPEED (KNTS) DIR.	1 - 3	4 - 6	7 - 10	11 - 16	17 - 21	22 - 27	28 - 33	34 - 40	41 - 47	48 - 55	≥56	%	MEAN WIND SPEED
N	1.2	.4	.2									1.8	3.6
NNE	.8	.7										1.[illegible]	[illegible].[illegible]
NE	.2	.2	.6									1.[illegible]	4.9
ENE	1.9	.3	.4									[illegible].1	3.6
E	5.[illegible]	6.1	2.1	.2								1[illegible].4	4.4
ESE	4.[illegible]	2.[illegible]	1.7									[illegible].6	4.2
SE	2.7	1.[illegible]	.4									4.[illegible]	[illegible].2
SSE	2.7	1.1	.4									4.2	3.3
S	2.1	1.7	.2									4.0	2.6
SSW	[illegible].[illegible]	2.[illegible]	.2									5.[illegible]	3.6
SW	.4	1.3	.6	.2								2.5	5.9
WSW	2.3	1.[illegible]	3.3	.6								[illegible].[illegible]	6.0
W	2.7	3.6	3.6	1.1								11.1	6.1
WNW	1.[illegible]	1.1	1.1	.2								4.[illegible]	[illegible].2
NW	.6	.6	.4									1.[illegible]	4.6
NNW	.6	.[illegible]	.2									1.0	4.2
VARBL													
CALM												24.[illegible]	
	32.2	25.5	15.3	2.3								1[illegible].[illegible]	3.5

TOTAL NUMBER OF OBSERVATIONS [illegible]22

USAFETAC FORM 0-8-5 (OL-A) JUL 64 PREVIOUS EDITIONS OF THIS FORM ARE OBSOLETE

CLIMATOLOGY BRANCH
USAFETAC
AIR WEATHER SERVICE/MAC

SURFACE WINDS

PERCENTAGE FREQUENCY OF WIND DIRECTION AND SPEED (FROM HOURLY OBSERVATIONS)

7 7515 — STATION
FT WAINWRIGHT AAF AK — STATION NAME
77-82 — YEARS
MONTH
ALL WEATHER — CLASS
HOURS
CONDITION

SPEED (KNTS) DIR	1 - 3	4 - 6	7 - 10	11 - 16	17 - 21	22 - 27	28 - 33	34 - 40	41 - 47	48 - 55	≥56	%	MEAN WIND SPEED
N	1.1	1.3	.2									.4	4.2
NNE	1.5		.2									1.8	5.2
NE	.3	.4	.4	.4								1.3	7.7
ENE	1.9	1.3	.9	.2								3.4	4.5
E	3.4	2.5	1.3	.4								7.6	4.5
ESE	3.3	2.5	1.5	.6								7.9	4.5
SE	2.3	1.1	.4	.2								4.0	4.0
SSE	1.7	1.5	.2									3.4	3.7
S	1.7	2.3	.6									4.6	4.1
SSW	1.5	2.7	1.1									5.4	4.8
SW	1.7	1.9	1.1									4.7	4.6
WSW	2.1	2.1	3.3	.6								8.1	5.2
W	4.2	6.3	4.8	1.9								17.2	5.1
WNW	2.9	3.1	1.9	.2								8.1	4.8
NW	.4	.6	.4									1.4	4.7
NNW	1.3	.4	.4									2.2	3.9
VARBL													
CALM												15.1	
	31.4	27.7	18.8	4.4								100.0	4.8

TOTAL NUMBER OF OBSERVATIONS

GLOBAL CLIMATOLOGY BRANCH
USAFETAC
ATR WEATHER SERVICE/MAC

SURFACE WINDS

PERCENTAGE FREQUENCY OF WIND DIRECTION AND SPEED (FROM HOURLY OBSERVATIONS)

[illegible] (STATION) FT WAINWRIGHT AAF AK (STATION NAME) 77-6[illegible] (YEARS) A[illegible] (MONTH)

ALL WEATHER (CLASS) [illegible] (HOURS (L S T))

CONDITION

SPEED (KNTS) DIR	1 - 3	4 - 6	7 - 10	11 - 16	17 - 21	22 - 27	28 - 33	34 - 40	41 - 47	48 - 55	≥56	%	MEAN WIND SPEED
N	1.[illegible]	1.[illegible]	.[illegible]									[illegible].1	4.[illegible]
NNE	1.[illegible]	1.2	.2	.2								[illegible]	4.6
NE	[illegible]	.4		.[illegible]								[illegible].1	3.3
ENE	1.7	.[illegible]	1.[illegible]	1.[illegible]								4.[illegible]	6.6
E	1.7	2.9	1.2									[illegible]	4.9
ESE	1.7	2.1	1.[illegible]									4.[illegible]	4.[illegible]
SE	1.7	.[illegible]	.[illegible]									3.1	4.[illegible]
SSE	.[illegible]	1.3	1.2	.2								3.[illegible]	5.7
S	.[illegible]	2.7	.4									6.[illegible]	3.5
SSW	[illegible]	2.7	.[illegible]	.[illegible]								6.[illegible]	4.[illegible]
SW	1.[illegible]	2.[illegible]	.9									5.[illegible]	4.4
WSW	3.[illegible]	3.[illegible]	1.3									[illegible].7	4.5
W	[illegible].3	4.4	5.2	1.7								14.[illegible]	6.6
WNW	1.7	5.[illegible]	3.5									11.[illegible]	5.[illegible]
NW	1.[illegible]	1.7	1.2									4.2	5.[illegible]
NNW	1.[illegible]	1.3	.2									3.1	3.7
VARBL													
CALM												11.[illegible]	
	3[illegible].3	35.[illegible]	18.5	3.9								1[illegible].[illegible]	4.5

TOTAL NUMBER OF OBSERVATIONS 519

USAFETAC FORM 0-8-5 (OL A) PREVIOUS EDITIONS OF THIS FORM ARE OBSOLETE

GLOBAL CLIMATOLOGY BRANCH
USAFETAC
AIR WEATHER SERVICE/MAC

SURFACE WINDS

PERCENTAGE FREQUENCY OF WIND DIRECTION AND SPEED (FROM HOURLY OBSERVATIONS)

7 [illegible] 15 — STATION
FT WAINWRIGHT AAF AK — STATION NAME
77-82 — YEARS
AUG — MONTH
ALL WEATHER — CLASS
1800-2000 — HOURS (L S T)
CONDITION

SPEED (KNTS) DIR	1 - 3	4 - 6	7 - 10	11 - 16	17 - 21	22 - 27	28 - 33	34 - 40	41 - 47	48 - 55	≥56	%	MEAN WIND SPEED
N	2.1	1.4	.6									4.1	4.1
NNE	2.1	2.1										4.2	3.5
NE	2.1	1.4	.9	.2								4.4	4.4
ENE	2.1	1.7	1.2									4.9	4.4
E	4.9	2.6	.8									8.2	3.7
ESE	1.4	1.7										3.1	3.8
SE	.4	1.2										1.4	4.1
SSE	1.7	1.2										2.9	3.2
S	2.2	1.2	.2									3.7	3.3
SSW	3.3	1.7	.2									5.2	3.6
SW	1.7	.9	.2	.2								2.9	4.3
WSW	1.9	1.9	1.4	.2								5.0	5.2
W	3.7	8.0	2.5	.4								15.4	5.1
WNW	2.1	4.1	.4	.2								6.8	4.4
NW	.4	.4	.2									1.0	5.2
NNW	.9	1.9	.4									3.1	4.4
VARBL													
CALM												23.3	
	32.6	34.3	8.5	1.2								100.0	3.6

TOTAL NUMBER OF OBSERVATIONS 518

USAFETAC FORM 0-8-5 (OL A) PREVIOUS EDITIONS OF THIS FORM ARE OBSOLETE

GLOBAL CLIMATOLOGY BRANCH
USAFETAC
AIR WEATHER SERVICE/MAC

SURFACE WINDS

PERCENTAGE FREQUENCY OF WIND DIRECTION AND SPEED (FROM HOURLY OBSERVATIONS)

7 2515 — STATION
FT WAINWRIGHT AAF AK — STATION NAME
77-82 — YEARS
ANN — MONTH
ALL WEATHER — CLASS
ALL — HOURS (L.S.T.)
CONDITION

SPEED (KNTS) DIR.	1 - 3	4 - 6	7 - 10	11 - 16	17 - 21	22 - 27	28 - 33	34 - 40	41 - 47	48 - 55	≥56	%	MEAN WIND SPEED
N	1.1	.9	.3									2.1	3.9
NNE	1.6	.7	.1	.0								2.4	3.4
NE	1.6	.6	.4	.1								2.7	4.2
ENE	2.3	1.4	.7	.3								4.7	4.4
E	6.8	4.6	1.2	.1								12.7	3.8
ESE	3.7	1.9	.8	.1								6.6	3.9
SE	1.7	.8	.3	.0								2.8	3.6
SSE	1.7	1.0	.3	.0								3.0	3.7
S	2.1	1.6	.3									3.9	3.6
SSW	2.5	2.2	.5	.0								5.3	4.0
SW	1.2	1.4	.5	.1								3.2	4.5
WSW	2.2	2.6	2.1	.4								7.2	5.5
W	2.9	4.7	3.5	1.0								12.1	5.9
WNW	1.7	2.8	1.4	.1								6.1	5.1
NW	.6	.6	.4									1.6	4.7
NNW	.9	.7	.2									1.8	3.8
VARBL													
CALM												21.9	
	34.5	28.3	13.0	2.3								100.0	3.5

TOTAL NUMBER OF OBSERVATIONS 2774

USAFETAC FORM 0-8-5 (OL A) JUL 64 PREVIOUS EDITIONS OF THIS FORM ARE OBSOLETE

GLOBAL CLIMATOLOGY BRANCH
USAFETAC
AIR WEATHER SERVICE/MAC

SURFACE WINDS

PERCENTAGE FREQUENCY OF WIND DIRECTION AND SPEED (FROM HOURLY OBSERVATIONS)

72615 (STATION) FT WAINWRIGHT AAF AK (STATION NAME) 77-82 (YEARS) SEP (MONTH)

ALL WEATHER (CLASS)

0300-0900 (HOURS (L S T))

(CONDITION)

SPEED (KNTS) DIR.	1 - 3	4 - 6	7 - 10	11 - 16	17 - 21	22 - 27	28 - 33	34 - 40	41 - 47	48 - 55	≥56	%	MEAN WIND SPEED
N	.6											.6	2.0
NNE	1.9	.6										2.5	3.0
NE	2.5	.6										3.1	2.6
ENE	3.7	5.6	.6									9.9	4.1
E	11.8	4.3	3.7	.6								20.5	4.0
ESE	5.0		.6									5.6	2.6
SE													
SSE	1.2											1.2	1.5
S		.6										.6	4.0
SSW	.6		.6									1.2	5.0
SW	1.9	.6										2.5	3.3
WSW		1.9	1.2									3.1	5.6
W	1.9	.6	.6									3.1	3.6
WNW	4.3	.6										5.0	2.6
NW													
NNW	.6		.6									1.2	4.5
VARBL													
CALM												29.8	
	36.0	15.5	8.1	.6								100.0	2.2

TOTAL NUMBER OF OBSERVATIONS 161

GL[illegible]AL CLIMATOLOGY BRANCH
USAFETAC
AI[illegible] WEATHER SERVICE/MAC

SURFACE WINDS

PERCENTAGE FREQUENCY OF WIND DIRECTION AND SPEED (FROM HOURLY OBSERVATIONS)

7[illegible]15 (STATION) FT WAINWRIGHT AAF AK (STATION NAME) 77-82 (YEARS) SEP (MONTH)

ALL WEATHER (CLASS) 0600-0800 (HOURS (L S T))

(CONDITION)

SPEED (KNTS) DIR.	1 - 3	4 - 6	7 - 10	11 - 16	17 - 21	22 - 27	28 - 33	34 - 40	41 - 47	48 - 55	≥56	%	MEAN WIND SPEED
N	2.1											2.1	2.0
NNE	1.2											1.2	2.3
NE	3.3	.2	.6	.4								4.5	3.8
ENE	5.4	2.3	.8	.2								8.7	3.9
E	14.5	7.6	3.1	.4								25.5	4.0
ESE	3.9	.9	.2									5.0	2.9
SE	1.7	.4										2.1	2.8
SSE	1.4	.4										1.9	2.4
S	2.5	.6										3.1	2.3
SSW	2.1	1.0	.2									3.3	3.2
SW	1.2	.6	.4									2.3	4.0
WSW	.6	2.1	.6									3.3	4.6
W	.5	1.0	1.2									2.9	5.8
WNW	1.7	.4		.2	.2							2.5	4.7
NW	.2	.2										.4	3.0
NNW	.4	.4										.8	3.3
VARBL													
CALM												10.4	
	42.3	18.2	7.2	1.2	.2							100.0	2.6

TOTAL NUMBER OF OBSERVATIONS 484

GLOBAL CLIMATOLOGY BRANCH
USAFETAC
AIR WEATHER SERVICE/MAC

SURFACE WINDS

PERCENTAGE FREQUENCY OF WIND DIRECTION AND SPEED (FROM HOURLY OBSERVATIONS)

7 2615 (STATION) FT WAINWRIGHT AAF AK (STATION NAME) 77-82 (YEARS) SEP (MONTH)

ALL WEATHER (CLASS) 0900-1100 (HOURS (L.S.T.))

(CONDITION)

SPEED (KNTS) DIR.	1 - 3	4 - 6	7 - 10	11 - 16	17 - 21	22 - 27	28 - 33	34 - 40	41 - 47	48 - 55	≥56	%	MEAN WIND SPEED
N	1.7	.2										1.9	2.3
NNE	1.0	.4										1.4	2.9
NE	.8	.6	.8									2.3	5.4
ENE	2.5	3.9	2.1	.4								8.9	5.4
E	7.2	7.9	5.8	1.9								22.7	5.6
ESE	2.7	3.3	1.7	.2								7.9	4.8
SE	4.3	.6										5.0	2.2
SSE	1.9	.4										2.3	2.8
S	2.7	.4										3.1	2.4
SSW	1.4	1.0	.4	.2								3.1	4.2
SW	1.0	1.4										2.5	3.8
WSW	.8	2.3	.8	.2								4.1	5.4
W	1.2	2.5	1.2									5.0	5.3
WNW	1.7	.8	.6									3.1	4.2
NW	.8	.2	.2									1.2	3.5
NNW	.8	.6										1.4	3.3
VARBL													
CALM												24.2	
	32.0	26.7	13.6	2.9								100.2	3.5

TOTAL NUMBER OF OBSERVATIONS 484

USAFETAC FORM JUL 64 0-8-5 (OL A) PREVIOUS EDITIONS OF THIS FORM ARE OBSOLETE

GLOBAL CLIMATOLOGY BRANCH
USAFETAC
AIR WEATHER SERVICE/MAC

SURFACE WINDS

PERCENTAGE FREQUENCY OF WIND DIRECTION AND SPEED (FROM HOURLY OBSERVATIONS)

7 2615 (STATION) FT WAINWRIGHT AAF AK (STATION NAME) 77-82 (YEARS) SEP (MONTH)

ALL WEATHER (CLASS)

1200-1400 (HOURS (L S T))

(CONDITION)

SPEED (KNTS) DIR.	1 - 3	4 - 6	7 - 10	11 - 16	17 - 21	22 - 27	28 - 33	34 - 40	41 - 47	48 - 55	≥56	%	MEAN WIND SPEED
N	1.9	1.2	.4	.2								3.7	4.4
NNE	1.4	.2										1.7	2.4
NE	1.1	.2	.4	.6								2.3	6.9
ENE	1.7	3.9	1.9	.8								8.3	5.9
E	3.5	5.8	6.6	.8								16.8	6.3
ESE	1.9	3.1	3.1	.8								8.9	6.4
SE	.4	1.3	1.0									2.5	5.5
SSE	2.3	.4										2.7	2.4
S	1.4	.8										2.3	3.0
SSW	2.5	.2	.4									3.1	3.1
SW	1.9	1.0	.4									3.3	3.9
WSW	2.1	1.9	.8	.2								5.0	4.9
W	1.4	3.7	5.6	.2								11.0	6.4
WNW	3.1	1.9	1.0	.2								6.2	4.4
NW	1.7	.6	.4									2.7	3.5
NNW	.4	1.4	.2									2.1	4.5
VARBL													
CALM												17.6	
	28.6	27.5	22.4	3.9								100.0	4.4

TOTAL NUMBER OF OBSERVATIONS 433

USAFETAC FORM JUL 64 0-8-5 (OL A) PREVIOUS EDITIONS OF THIS FORM ARE OBSOLETE

GLOBAL CLIMATOLOGY BRANCH
USAFETAC
AIR WEATHER SERVICE/MAC

SURFACE WINDS

PERCENTAGE FREQUENCY OF WIND DIRECTION AND SPEED (FROM HOURLY OBSERVATIONS)

7'2615 (STATION) FT WAINWRIGHT AAF AK (STATION NAME) 77-82 (YEARS) SEP (MONTH)

ALL WEATHER (CLASS) 1500-1700 (HOURS (L S T))

(CONDITION)

SPEED (KNTS) DIR.	1 - 3	4 - 6	7 - 10	11 - 16	17 - 21	22 - 27	28 - 33	34 - 40	41 - 47	48 - 55	≥56	%	MEAN WIND SPEED
N	1.4	1.7	.2	.6								3.9	5.2
NNE	1.2		.4									1.7	3.8
NE	2.7	1.2	.4	.8								5.2	4.9
ENE	1.2	1.0	2.5	1.0								6.6	7.0
E	4.3	6.6	4.6	.6								16.1	5.5
ESE	1.0	2.1	1.4	.2								4.8	5.9
SE	1.4	1.0	1.0	.2								3.7	5.3
SSE	1.7	.4	.2									2.3	3.3
S	1.9	1.0										2.9	3.3
SSW	2.7	.8										3.5	2.9
SW	1.0	1.4	.2	.2								2.9	4.6
WSW	1.9	4.1	1.4	.4								7.9	5.5
W	2.1	3.3	3.9	.8								10.1	6.5
WNW	2.5	2.3	1.9	.2								6.4	5.0
NW	.6	1.7	1.4									3.7	5.7
NNW	.6	1.7	.4									2.7	4.9
VARBL													
CALM												15.1	
	23.4	31.3	20.1	5.2								100.0	4.5

TOTAL NUMBER OF OBSERVATIONS 483

GLOBAL CLIMATOLOGY BRANCH
USAFETAC
AIR WEATHER SERVICE/MAC

SURFACE WINDS

PERCENTAGE FREQUENCY OF WIND DIRECTION AND SPEED (FROM HOURLY OBSERVATIONS)

70515 (STATION) FT WAINWRIGHT AAF AK (STATION NAME) 77-82 (YEARS) SEP (MONTH)

ALL WEATHER (CLASS)

1900-2000 (HOURS (L S T))

(CONDITION)

SPEED (KNTS) DIR.	1 - 3	4 - 6	7 - 10	11 - 16	17 - 21	22 - 27	28 - 33	34 - 40	41 - 47	48 - 55	≥ 56	%	MEAN WIND SPEED
N	1.2	1.4	.4									3.1	4.4
NNE	1.7	1.4	.2									3.3	3.4
NE	1.7	1.3	1.0	.2								3.9	5.1
ENE	2.5	4.6	2.5	.6								10.1	5.5
E	5.8	6.8	2.7	1.4								16.8	5.0
ESE	.6	1.2	.4									2.3	5.1
SE	.6	.4	.2									1.2	3.2
SSE	.6											.6	2.7
S	1.0	.2										1.2	2.2
SSW	2.3	1.2	.2									3.7	3.5
SW	1.9	1.0										2.9	3.1
WSW	1.7	1.7	.2	.2								3.7	4.4
W	2.5	3.1	.4	.6								6.6	4.8
WNW	2.1	1.9	.8									4.8	4.1
NW	1.7	1.0	.2									2.9	3.4
NNW	.4	1.2	.4									2.1	4.6
VARBL													
CALM												10.6	
	24.2	28.4	9.7	3.1								100.0	3.1

TOTAL NUMBER OF OBSERVATIONS 483

GLOBAL CLIMATOLOGY BRANCH
USAFETAC
AIR WEATHER SERVICE/MAC

SURFACE WINDS

PERCENTAGE FREQUENCY OF WIND DIRECTION AND SPEED (FROM HOURLY OBSERVATIONS)

725615	FT WAINWRIGHT AAF AK	73	SEP
STATION	STATION NAME	YEARS	MONTH

ALL WEATHER
CLASS

2100-2300
HOURS (L S T)

CONDITION

SPEED (KNTS) DIR.	1 - 3	4 - 6	7 - 10	11 - 16	17 - 21	22 - 27	28 - 33	34 - 40	41 - 47	48 - 55	≥56	%	MEAN WIND SPEED
N													
NNE													
NE													
ENE			100.0									100.0	7.0
E													
ESE													
SE													
SSE													
S													
SSW													
SW													
WSW													
W													
WNW													
NW													
NNW													
VARBL													
CALM													
			100.0									100.0	7.0

TOTAL NUMBER OF OBSERVATIONS 1

GLOBAL CLIMATOLOGY BRANCH
USAFETAC
AIR WEATHER SERVICE/MAC

SURFACE WINDS

PERCENTAGE FREQUENCY OF WIND DIRECTION AND SPEED (FROM HOURLY OBSERVATIONS)

7 2615 (STATION) FT WAINWRIGHT AAF AK (STATION NAME) 77-82 (YEARS) SEP (MONTH)

ALL WEATHER (CLASS) ALL (HOURS (L S T))

(CONDITION)

SPEED (KNTS) DIR.	1 - 3	4 - 6	7 - 10	11 - 16	17 - 21	22 - 27	28 - 33	34 - 40	41 - 47	48 - 55	≥56	%	MEAN WIND SPEED
N	1.5	.9	.2	.2								2.8	4.0
NNE	1.4	.4	.1									1.9	3.1
NE	1.0	.7	.6	.4								2.8	4.8
ENE	2.7	3.5	1.9	.6								8.6	5.4
E	7.4	6.8	4.5	1.0								19.7	5.1
ESE	2.2	2.0	1.3	.2								5.7	5.0
SE	1.6	.7	.4	.0								2.7	3.7
SSE	1.6	.3	.0									1.9	2.7
S	1.8	.6										2.4	2.7
SSW	2.1	.8	.3	.0								3.2	3.4
SW	1.4	1.1	.2	.0								2.8	3.6
WSW	1.3	2.4	.8	.2								4.7	5.1
W	1.6	2.6	2.4	.3								6.9	5.9
WNW	2.3	1.4	.8	.1	.0							4.7	4.4
NW	.9	.7	.4									2.1	4.2
NNW	.5	1.0	.2									1.8	4.3
VARBL													
CALM												24.6	
	32.3	25.7	14.2	3.1	.0							100.0	3.5

TOTAL NUMBER OF OBSERVATIONS 2597

GLOBAL CLIMATOLOGY BRANCH
USAFETAC
AIR WEATHER SERVICE/MAC

SURFACE WINDS

PERCENTAGE FREQUENCY OF WIND DIRECTION AND SPEED (FROM HOURLY OBSERVATIONS)

7261S — STATION
FT WAINWRIGHT AAF AK — STATION NAME
77-82 — YEARS
OCT — MONTH
ALL WEATHER — CLASS
0300-0900 — HOURS (LST)
CONDITION

SPEED (KNTS) DIR	1 - 3	4 - 6	7 - 10	11 - 16	17 - 21	22 - 27	28 - 33	34 - 40	41 - 47	48 - 55	≥56	%	MEAN WIND SPEED
N	.6											.6	2.0
NNE	1.8	1.2	.6									3.6	3.7
NE	1.2	1.8	.6									3.6	4.0
ENE	2.4	1.2	1.8									5.4	4.3
E	5.2	7.2	3.6									16.8	4.6
ESE	2.4		.6									3.0	3.2
SE													
SSE	.6											.6	2.0
S	2.0	1.2										4.2	2.7
SSW	1.2	1.2										2.4	3.0
SW		.6										.6	5.0
WSW		1.2	1.2									2.4	6.3
W		1.8	.6									2.4	6.3
WNW	.6	.6										1.2	3.0
NW	.6											.6	3.0
NNW	1.2											1.2	2.0
VARBL													
CALM												44.5	
	24.0	18.0	9.0									100.0	2.1

TOTAL NUMBER OF OBSERVATIONS 167

GLOBAL CLIMATOLOGY BRANCH
USAFETAC
AIR WEATHER SERVICE/MAC

SURFACE WINDS

PERCENTAGE FREQUENCY OF WIND DIRECTION AND SPEED (FROM HOURLY OBSERVATIONS)

7 [illegible] 15 — STATION
FT WAINWRIGHT AAF AK — STATION NAME
77-[illegible] — YEARS
[illegible] — MONTH

ALL WEATHER — CLASS
[illegible] — HOURS (L.S.T.)

CONDITION

SPEED (KNTS) DIR.	1 - 3	4 - 6	7 - 10	11 - 16	17 - 21	22 - 27	28 - 33	34 - 40	41 - 47	48 - 55	≥56	%	MEAN WIND SPEED
N	1.4	.6										[illegible]	[illegible]
NNE	1.0	.6										1.[illegible]	[illegible]
NE	4.7	1.2										5.[illegible]	[illegible]
ENE	[illegible].3	2.[illegible]	1.2	.2								6.[illegible]	4.[illegible]
E	[illegible].4	6.5	2.2	1.[illegible]								1[illegible].[illegible]	4.4
ESE	[illegible].2	.2	.4									2.7	3.5
SE	.[illegible]											.[illegible]	1.[illegible]
SSE	.[illegible]	.4										.[illegible]	[illegible].7
S	1.[illegible]	.2										1.[illegible]	[illegible].7
SSW	1.2	.[illegible]										2.[illegible]	[illegible]
SW	1.[illegible]	.6										2.4	3.1
WSW	.[illegible]	1.2	.2									[illegible]	4.3
W	.6	1.[illegible]	1.[illegible]									2.[illegible]	[illegible]
WNW	2.4	.2										2.5	[illegible].2
NW		.2										.[illegible]	4.[illegible]
NNW	.4	.4	.2									1.[illegible]	3.[illegible]
VARBL													
CALM												47.5	
	3[illegible]	16.1	5.1	1.2								1[illegible]	[illegible]

TOTAL NUMBER OF OBSERVATIONS [illegible]

USAFETAC FORM 0-8-5 (OL A) PREVIOUS EDITIONS OF THIS FORM ARE OBSOLETE

GLOBAL CLIMATOLOGY BRANCH
USAFETAC
AIR WEATHER SERVICE/MAC

SURFACE WINDS

PERCENTAGE FREQUENCY OF WIND DIRECTION AND SPEED (FROM HOURLY OBSERVATIONS)

[illegible] FT WAINWRIGHT AAF AK 77-[illegible] [illegible]
STATION STATION NAME YEARS MONTH

ALL WEATHER [illegible]
CLASS HOURS (LST)

CONDITION

SPEED (KNTS) DIR	1 - 3	4 - 6	7 - 10	11 - 16	17 - 21	22 - 27	28 - 33	34 - 40	41 - 47	48 - 55	≥56	%	MEAN WIND SPEED
N	1.[illegible]											1.[illegible]	[illegible]
NNE	1.[illegible]	.5										[illegible]	[illegible]
NE	2.7	1.[illegible]	.[illegible]	.2								4.[illegible]	4.[illegible]
ENE	3.3	3.1	2.[illegible]	.2								[illegible]	4.[illegible]
E	3.6	11.4	2.5									[illegible]	[illegible]
ESE	[illegible]	1.[illegible]	.[illegible]									[illegible]	[illegible]
SE	.[illegible]											.[illegible]	[illegible]
SSE	1.[illegible]											[illegible]	1.4
S	1.[illegible]	.[illegible]										[illegible]	[illegible]
SSW	1.[illegible]	.2										1.2	[illegible]
SW	1.[illegible]	.2										[illegible]	[illegible]
WSW	1.2	.[illegible]	.[illegible]									[illegible]	[illegible]
W	.4	1.[illegible]	1.4	.2								[illegible]	[illegible]
WNW	.[illegible]	.[illegible]										1.2	[illegible]
NW	.[illegible]											.[illegible]	[illegible]
NNW	.4	.4										.[illegible]	.[illegible]
VARBL													
CALM												[illegible]	
	[illegible]	[illegible]	[illegible]	.6								[illegible]	[illegible]

TOTAL NUMBER OF OBSERVATIONS

USAFETAC [illegible]

AD-A137 874 FORT WAINWRIGHT WAINWRIGHT AAF ALASKA LIMITED SURFACE OBSERVATIONS CLIMAT..(U) AIR FORCE ENVIRONMENTAL TECHNICAL APPLICATIONS CENTER SCOTT A.. 13 OCT 83 3/5

UNCLASSIFIED USAFETAC/DS-83/044 SBI-AD-E850 487 F/G 4/2 NL





MICROCOPY RESOLUTION TEST CHART
NATIONAL BUREAU OF STANDARDS - 1963 - A

GLOBAL CLIMATOLOGY BRANCH
USAFETAC
AIR WEATHER SERVICE/MAC

SURFACE WINDS

PERCENTAGE FREQUENCY OF WIND DIRECTION AND SPEED (FROM HOURLY OBSERVATIONS)

702615 (STATION) FT WAINWRIGHT AAF AK (STATION NAME) 77-82 (YEARS) OCT (MONTH)

ALL WEATHER (CLASS) 1200-1400 (HOURS (L.S.T.))

(CONDITION)

SPEED (KNTS) DIR.	1 - 3	4 - 6	7 - 10	11 - 16	17 - 21	22 - 27	28 - 33	34 - 40	41 - 47	48 - 55	≥56	%	MEAN WIND SPEED
N	.8											.8	2.0
NNE	1.6	.8	.2									2.5	3.4
NE	.8	1.0	.2	.4								2.4	5.2
ENE	3.3	4.3	1.8	.2								9.6	4.9
E	6.1	10.0	2.4	.6								19.0	4.8
ESE	2.2	1.2	.2									3.5	3.1
SE	2.0											2.0	2.1
SSE	.6	.2										.8	2.3
S	1.6	1.0										2.5	3.0
SSW	2.4	.2	.4									2.9	3.0
SW	2.2	.8										2.9	2.9
WSW	.8	.4	.4									1.6	4.6
W	2.2	1.4	2.0	.4								5.9	5.5
WNW	4.1	.4	.2	.2								4.9	2.6
NW	1.0		.2									1.2	3.5
NNW	.6	.2										.8	3.3
VARBL													
CALM												36.7	
	32.0	21.8	7.8	1.8								100.0	2.6

TOTAL NUMBER OF OBSERVATIONS 510

GLOBAL CLIMATOLOGY BRANCH
USAFETAC
AIR WEATHER SERVICE/MAC

SURFACE WINDS

PERCENTAGE FREQUENCY OF WIND DIRECTION AND SPEED (FROM HOURLY OBSERVATIONS)

702615 (STATION) FT WAINWRIGHT AAF AK (STATION NAME) 77-82 (YEARS) OCT (MONTH)

ALL WEATHER (CLASS)

1500-1700 (HOURS (L.S.T.))

(CONDITION)

SPEED (KNTS) DIR.	1 - 3	4 - 6	7 - 10	11 - 16	17 - 21	22 - 27	28 - 33	34 - 40	41 - 47	48 - 55	≥ 56	%	MEAN WIND SPEED
N	1.0	.6	.2									1.8	4.0
NNE	.4		.2									.6	5.0
NE	2.2	1.8	.4									4.3	3.6
ENE	3.7	3.9	2.2	.2								10.0	4.8
E	6.7	6.1	3.3	.4								16.5	4.7
ESE	1.6	.6										2.2	2.6
SE	.4											.4	1.5
SSE	.8	.2										1.0	2.6
S	2.2	.4										2.5	2.5
SSW	1.8	.6	.4									2.7	3.6
SW	1.6	.4	.2									2.2	2.8
WSW	2.7	1.4	1.0									5.1	4.1
W	2.4	2.0	1.4									5.7	4.6
WNW	2.5	1.4	.2	.2								4.3	3.5
NW	.6	1.2										1.8	3.6
NNW	1.0	.4										1.4	3.1
VARBL													
CALM												37.6	
	31.4	20.8	9.4	.8								100.0	2.5

TOTAL NUMBER OF OBSERVATIONS 510

GLOBAL CLIMATOLOGY BRANCH
USAFETAC
AIR WEATHER SERVICE/MAC

SURFACE WINDS

PERCENTAGE FREQUENCY OF WIND DIRECTION AND SPEED (FROM HOURLY OBSERVATIONS)

70261S (STATION) FT WAINWRIGHT AAF AK (STATION NAME) 77-82 (YEARS) OCT (MONTH)

ALL WEATHER (CLASS) 1800-2000 (HOURS (L.S.T.))

(CONDITION)

SPEED (KNTS) DIR.	1 - 3	4 - 6	7 - 10	11 - 16	17 - 21	22 - 27	28 - 33	34 - 40	41 - 47	48 - 55	≥ 56	%	MEAN WIND SPEED
N	.6	.2										.8	2.0
NNE	1.2	.4	.2									1.8	3.7
NE	2.2	1.0	.4	.4								3.9	4.6
ENE	4.9	5.1	2.4									12.4	4.7
E	8.2	5.5	2.2	.2								16.1	4.1
ESE	1.2	.4	.2									1.8	2.9
SE	.6	.2										.8	2.8
SSE	.4											.4	2.5
S	1.6											1.6	1.9
SSW	1.0	.6										1.6	2.9
SW	1.2	.4	.2									1.8	3.3
WSW	1.0	2.2	.6									3.7	4.7
W	1.6	2.4	1.2									5.1	4.9
WNW	.8	.2										1.0	2.4
NW	.2	.4										.6	3.7
NNW	.4	.2										.6	3.0
VARBL													
CALM												46.3	
	26.9	19.0	7.3	.6								100.0	2.2

TOTAL NUMBER OF OBSERVATIONS 510

GLOBAL CLIMATOLOGY BRANCH
USAFETAC
AIR WEATHER SERVICE/MAC

SURFACE WINDS

PERCENTAGE FREQUENCY OF WIND DIRECTION AND SPEED (FROM HOURLY OBSERVATIONS)

702615 (STATION) FT WAINWRIGHT AAF AK (STATION NAME) 78-82 (YEARS) OCT (MONTH)

ALL WEATHER (CLASS) 2100-2300 (HOURS (L.S.T.))

(CONDITION)

SPEED (KNTS) DIR.	1 - 3	4 - 6	7 - 10	11 - 16	17 - 21	22 - 27	28 - 33	34 - 40	41 - 47	48 - 55	≥56	%	MEAN WIND SPEED
N													
NNE	4.5											4.5	2.0
NE		4.5										4.5	4.0
ENE	4.5											4.5	3.0
E		9.1										9.1	4.5
ESE													
SE													
SSE													
S													
SSW		4.5										4.5	4.0
SW													
WSW													
W													
WNW													
NW													
NNW													
VARBL													
CALM												72.7	
	9.1	18.2										100.0	1.0

TOTAL NUMBER OF OBSERVATIONS 22

2

GLOBAL CLIMATOLOGY BRANCH
USAFETAC
AIR WEATHER SERVICE/MAC

SURFACE WINDS

PERCENTAGE FREQUENCY OF WIND DIRECTION AND SPEED (FROM HOURLY OBSERVATIONS)

702615 (STATION) FT WAINWRIGHT AAF AK (STATION NAME) 77-82 (YEARS) OCT (MONTH)

ALL WEATHER (CLASS) ALL (HOURS (L.S.T.))

(CONDITION)

SPEED (KNTS) DIR.	1 - 3	4 - 6	7 - 10	11 - 16	17 - 21	22 - 27	28 - 33	34 - 40	41 - 47	48 - 55	≥56	%	MEAN WIND SPEED
N	1.1	.3	.0									1.4	2.8
NNE	1.2	.5	.1									1.9	3.4
NE	2.4	1.2	.4	.2								4.2	3.9
ENE	3.8	3.5	1.9	.1								9.4	4.7
E	7.4	7.8	2.6	.4								18.3	4.4
ESE	1.9	.6	.3									2.8	3.2
SE	.7	.0										.7	2.1
SSE	.6	.1										.7	2.4
S	1.8	.5										2.3	2.7
SSW	1.4	.5	.1									2.1	3.1
SW	1.6	.5	.1									2.1	2.9
WSW	1.2	1.2	.6									3.0	4.5
W	1.3	1.7	1.3	.1								4.4	5.3
WNW	2.0	.5	.1	.1								2.7	2.9
NW	.4	.3	.0									.8	3.4
NNW	.6	.3	.0									.9	3.2
VARBL													
CALM												42.4	
	29.4	19.8	7.6	.9								100.0	2.3

TOTAL NUMBER OF OBSERVATIONS 2739

GLOBAL CLIMATOLOGY BRANCH
USAFETAC
AIR WEATHER SERVICE/MAC

SURFACE WINDS

PERCENTAGE FREQUENCY OF WIND DIRECTION AND SPEED (FROM HOURLY OBSERVATIONS)

702615 (STATION) FT WAINWRIGHT AAF AK (STATION NAME) 77-79-82 (YEARS) NOV (MONTH)

ALL WEATHER (CLASS)

0300-0500 (HOURS (L.S.T.))

(CONDITION)

SPEED (KNTS) DIR.	1 - 3	4 - 6	7 - 10	11 - 16	17 - 21	22 - 27	28 - 33	34 - 40	41 - 47	48 - 55	≥56	%	MEAN WIND SPEED
N	1.5	.8										2.3	3.0
NNE													
NE	.8											.8	2.0
ENE	2.3	1.5	.8	.8								5.3	5.3
E	3.0	4.5	.8									8.3	4.0
ESE	1.5											1.5	1.0
SE	1.5											1.5	2.5
SSE	3.0											3.0	1.8
S													
SSW													
SW													
WSW	.8											.8	1.0
W	2.3	1.5		.8								4.5	4.5
WNW	1.5											1.5	1.5
NW	.8	.8										1.5	3.0
NNW													
VARBL													
CALM												69.2	
	18.8	9.0	1.5	1.5								100.0	1.1

TOTAL NUMBER OF OBSERVATIONS 133

GLOBAL CLIMATOLOGY BRANCH
USAFETAC
AIR WEATHER SERVICE/MAC

SURFACE WINDS

PERCENTAGE FREQUENCY OF WIND DIRECTION AND SPEED (FROM HOURLY OBSERVATIONS)

702615 (STATION) FT WAINWRIGHT AAF AK (STATION NAME) 77-82 (YEARS) NOV (MONTH)

ALL WEATHER (CLASS) 0600-0800 (HOUR (L.S.T.))

(CONDITION)

SPEED (KNTS) DIR.	1 - 3	4 - 6	7 - 10	11 - 16	17 - 21	22 - 27	28 - 33	34 - 40	41 - 47	48 - 55	≥56	%	MEAN WIND SPEED
N	1.1											1.1	1.6
NNE	1.7											1.7	1.8
NE	1.5	.4	.6									2.5	4.0
ENE	4.0	3.0	.8	.4								8.3	4.4
E	4.9	.8	1.1	.2								7.0	3.6
ESE	1.7	.6										2.3	2.3
SE	1.5	.2										1.7	2.3
SSE	1.3											1.3	1.5
S	.8	.2										1.1	2.6
SSW	1.7											1.7	2.1
SW													
WSW	1.9	.2	.2									2.3	3.0
W	.8	.4										1.3	3.5
WNW	1.3	.8		.2								2.3	4.2
NW	.6	.2										.8	3.3
NNW	.6											.6	1.0
VARBL													
CALM												63.9	
	25.5	7.0	2.8	.8								100.0	1.2

TOTAL NUMBER OF OBSERVATIONS 471

USAFETAC FORM 0-8-5 (OL A) PREVIOUS EDITIONS OF THIS FORM ARE OBSOLETE

GLOBAL CLIMATOLOGY BRANCH
USAFETAC
AIR WEATHER SERVICE/MAC

SURFACE WINDS

PERCENTAGE FREQUENCY OF WIND DIRECTION AND SPEED (FROM HOURLY OBSERVATIONS)

702615 (STATION) FT WAINWRIGHT AAF AK (STATION NAME) 77-82 (YEARS) NOV (MONTH)

ALL WEATHER (CLASS) 0900-1100 (HOURS (L.S.T.))

(CONDITION)

SPEED (KNTS) DIR.	1 - 3	4 - 6	7 - 10	11 - 16	17 - 21	22 - 27	28 - 33	34 - 40	41 - 47	48 - 55	≥56	%	MEAN WIND SPEED
N	.8											.8	1.8
NNE	1.9	.2	.4									2.5	3.6
NE	1.3	1.7	.2									3.2	4.2
ENE	2.5	3.0	.8									6.3	4.0
E	5.5	3.6	1.5									10.5	3.7
ESE	1.3	.4										1.7	2.5
SE	.8	.6										1.5	2.9
SSE	.4											.4	2.5
S	1.1											1.1	2.2
SSW	.6	1.1										1.7	3.8
SW	.8	.2										1.1	2.6
WSW	1.1	1.3	.4									2.7	4.6
W	1.1	.8										1.9	3.6
WNW	2.3	.6										3.0	2.6
NW	1.5											1.5	2.3
NNW	.4											.4	2.0
VARBL													
CALM												59.7	
	23.4	13.5	3.4									100.0	1.4

TOTAL NUMBER OF OBSERVATIONS 474

GLOBAL CLIMATOLOGY BRANCH
USAFETAC
AIR WEATHER SERVICE/MAC

SURFACE WINDS

PERCENTAGE FREQUENCY OF WIND DIRECTION AND SPEED (FROM HOURLY OBSERVATIONS)

70261S (STATION) FT WAINWRIGHT AAF AK (STATION NAME) 77-82 (YEARS) NOV (MONTH)

ALL WEATHER (CLASS)

1200-1400 (HOURS (L.S.T.))

(CONDITION)

SPEED (KNTS) DIR.	1 - 3	4 - 6	7 - 10	11 - 16	17 - 21	22 - 27	28 - 33	34 - 40	41 - 47	48 - 55	≥56	%	MEAN WIND SPEED
N	1.5	.2										1.7	2.3
NNE	1.3	.6										1.9	3.3
NE	2.1	.6	.2	.4								3.4	4.3
ENE	2.7	1.5	.4	.2								4.9	3.9
E	4.9	4.2	1.9									11.0	4.2
ESE	2.3	.6	.2									3.2	3.1
SE	.6											.6	1.7
SSE	1.1											1.1	1.8
S	.8	.2										1.1	2.9
SSW	1.9	.4	.6									3.0	3.7
SW	.6			.2								.8	5.0
WSW	1.9	1.3	.6									3.8	3.9
W	1.1	1.3	.6									3.0	4.2
WNW	1.9	.2										2.1	2.2
NW	.2											.2	3.0
NNW	.6											.6	2.0
VARBL													
CALM												57.8	
	25.5	11.2	4.6	.8								100.0	1.5

TOTAL NUMBER OF OBSERVATIONS 474

USAFETAC FORM JUL 64 0-8-5 (OL A) PREVIOUS EDITIONS OF THIS FORM ARE OBSOLETE

GLOBAL CLIMATOLOGY BRANCH
USAFETAC
AIR WEATHER SERVICE/MAC

SURFACE WINDS

PERCENTAGE FREQUENCY OF WIND DIRECTION AND SPEED (FROM HOURLY OBSERVATIONS)

702615 (STATION) FT WAINWRIGHT AAF AK (STATION NAME) 77-82 (YEARS) NOV (MONTH)

ALL WEATHER (CLASS) 1500-1700 (HOURS (L.S.T.))

(CONDITION)

SPEED (KNTS) DIR.	1 - 3	4 - 6	7 - 10	11 - 16	17 - 21	22 - 27	28 - 33	34 - 40	41 - 47	48 - 55	≥56	%	MEAN WIND SPEED
N	1.5	.2										1.7	2.1
NNE	1.9		.4	.2								2.5	3.9
NE	1.9	1.1	.4									3.4	3.8
ENE	3.8	2.3	1.3									7.4	4.1
E	4.0	3.0	1.7									8.6	4.3
ESE	1.9	.2										2.1	2.6
SE	.4											.4	1.5
SSE	.6											.6	2.0
S	2.1	.2										2.3	2.5
SSW	1.1	.4	.2									1.7	3.9
SW	1.3	.4										1.7	2.4
WSW	.4	2.1	.2									2.7	5.2
W	1.7	.8										2.5	2.7
WNW	1.3	.2										1.5	1.9
NW	.6											.6	1.3
NNW	.8											.8	1.8
VARBL													
CALM												59.3	
	25.3	11.0	4.2	.2								100.0	1.9

TOTAL NUMBER OF OBSERVATIONS 474

GLOBAL CLIMATOLOGY BRANCH
USAFETAC
AIR WEATHER SERVICE/MAC

SURFACE WINDS

PERCENTAGE FREQUENCY OF WIND DIRECTION AND SPEED (FROM HOURLY OBSERVATIONS)

72615 (STATION) FT WAINWRIGHT AAF AK (STATION NAME) 77-82 (YEARS) NOV (MONTH)

ALL WEATHER (CLASS) 1800-2000 (HOURS (L.S.T.))

(CONDITION)

SPEED (KNTS) DIR.	1 - 3	4 - 6	7 - 10	11 - 16	17 - 21	22 - 27	28 - 33	34 - 40	41 - 47	48 - 55	≥56	%	MEAN WIND SPEED
N	1.5	.2										1.7	2.0
NNE	1.9	.2										2.1	2.7
NE	1.1	1.1	.2									2.3	4.0
ENE	4.5	1.7	.4									6.6	3.2
E	7.2	2.3	2.1									11.7	3.7
ESE	1.5	.4	.4									2.3	3.2
SE	.6											.6	2.3
SSE	.2											.2	3.0
S	.8											.8	2.3
SSW	.8	.4										1.3	3.2
SW	1.3	.4	.2									1.9	3.6
WSW	1.1	.6										1.7	3.3
W	1.1		.2									1.3	3.5
WNW	1.3											1.3	2.3
NW	.2	.2										.4	3.0
NNW	.6											.6	1.7
VARBL													
CALM												63.1	
	25.7	7.6	3.6									100.0	1.2

TOTAL NUMBER OF OBSERVATIONS 471

GLOBAL CLIMATOLOGY BRANCH
USAFETAC
AIR WEATHER SERVICE/MAC

SURFACE WINDS

PERCENTAGE FREQUENCY OF WIND DIRECTION AND SPEED (FROM HOURLY OBSERVATIONS)

702615 (STATION) FT WAINWRIGHT AAF AK (STATION NAME) 78-82 (YEARS) NOV (MONTH)

ALL WEATHER (CLASS) 2100-2300 (HOURS (L S T))

(CONDITION)

SPEED (KNTS) DIR.	1 - 3	4 - 6	7 - 10	11 - 16	17 - 21	22 - 27	28 - 33	34 - 40	41 - 47	48 - 55	≥56	%	MEAN WIND SPEED
N													
NNE													
NE	4.6	.8										5.3	2.4
ENE	3.1	1.5	.8									5.3	3.7
E	3.9	6.4	2.3									14.5	4.7
ESE													
SE													
SSE													
S	.8											.8	3.0
SSW													
SW													
WSW		1.5										1.5	4.5
W	1.5	.8	1.5									3.8	4.6
WNW	.8											.8	2.0
NW													
NNW	.8											.8	2.0
VARBL													
CALM												67.2	
	15.3	13.0	4.6									100.0	1.3

TOTAL NUMBER OF OBSERVATIONS 131

USAFETAC FORM 0-8-5 (OL A) PREVIOUS EDITIONS OF THIS FORM ARE OBSOLETE

GLOBAL CLIMATOLOGY BRANCH
USAFETAC
AIR WEATHER SERVICE/MAC

SURFACE WINDS

PERCENTAGE FREQUENCY OF WIND DIRECTION AND SPEED (FROM HOURLY OBSERVATIONS)

7C2615 (STATION) FT WAINWRIGHT AAF AK (STATION NAME) 77-82 (YEARS) NOV (MONTH)

ALL WEATHER (CLASS) ALL (HOURS (L.S.T.))

(CONDITION)

SPEED (KNTS) DIR.	1 - 3	4 - 6	7 - 10	11 - 16	17 - 21	22 - 27	28 - 33	34 - 40	41 - 47	48 - 55	≥ 56	%	MEAN WIND SPEED
N	1.2	.2										1.4	2.1
NNE	1.6	.2	.2	.0								1.9	3.2
NE	1.7	.9	.3	.1								3.0	3.9
ENE	3.4	2.2	.8	.2								6.5	4.0
E	5.1	3.2	1.6	.0								9.9	4.0
ESE	1.6	.4	.1									2.2	2.7
SE	.8	.2										1.0	2.3
SSE	.8											.8	1.9
S	1.1	.1										1.2	2.5
SSW	1.1	.4	.2									1.7	3.4
SW	.7	.2	.0	.0								1.0	3.2
WSW	1.2	1.1	.3									2.5	4.0
W	1.2	.7	.2	.0								2.2	3.7
WNW	1.6	.3		.0								1.9	2.7
NW	.6	.1										.7	2.5
NNW	.6											.6	1.7
VARBL													
CALM												61.5	
	24.3	10.2	3.7	.4								100.0	1.3

TOTAL NUMBER OF OBSERVATIONS 2628

GLOBAL CLIMATOLOGY BRANCH
USAFETAC
AIR WEATHER SERVICE/MAC

SURFACE WINDS

PERCENTAGE FREQUENCY OF WIND DIRECTION AND SPEED (FROM HOURLY OBSERVATIONS)

702615 (STATION) FT WAINWRIGHT AAF AK (STATION NAME) 77-79-82 (YEARS) DEC (MONTH)

ALL WEATHER (CLASS) 0300-0500 (HOURS (L.S.T.))

(CONDITION)

SPEED (KNTS) DIR.	1 - 3	4 - 6	7 - 10	11 - 16	17 - 21	22 - 27	28 - 33	34 - 40	41 - 47	48 - 55	≥56	%	MEAN WIND SPEED
N													
NNE													
NE	.9											.9	3.0
ENE	.9	.9										1.7	4.5
E	2.6		.9									3.5	3.5
ESE													
SE													
SSE													
S													
SSW													
SW	.9											.9	2.0
WSW													
W			1.7									1.7	9.5
WNW	.9		.9									1.7	5.0
NW	.9											.9	3.0
NNW													
VARBL													
CALM												88.7	
	7.0	.9	3.5									100.0	.5

TOTAL NUMBER OF OBSERVATIONS 115

USAFETAC FORM AIR 64 0-8-5 (OL A) PREVIOUS EDITIONS OF THIS FORM ARE OBSOLETE

GLOBAL CLIMATOLOGY BRANCH
USAFETAC
AIR WEATHER SERVICE/MAC

SURFACE WINDS

PERCENTAGE FREQUENCY OF WIND DIRECTION AND SPEED (FROM HOURLY OBSERVATIONS)

70265 (STATION) FT WAINWRIGHT AAF AK (STATION NAME) 77-82 (YEARS) DEC (MONTH)

ALL WEATHER (CLASS) 0600-0800 (HOURS (L.S.T.))

(CONDITION)

SPEED (KNTS) DIR.	1 - 3	4 - 6	7 - 10	11 - 16	17 - 21	22 - 27	28 - 33	34 - 40	41 - 47	48 - 55	≥56	%	MEAN WIND SPEED
N	.8											.8	2.0
NNE	1.0											1.0	2.6
NE	1.6	.2	.2									2.0	3.2
ENE	1.6	1.6	.4									3.6	4.1
E	2.4	2.0	.6									5.0	4.0
ESE	1.6											1.6	2.6
SE	1.0											1.0	2.4
SSE	.4	.2										.6	2.3
S	.4											.4	1.5
SSW	.2											.2	2.0
SW	.6	.4										1.0	3.4
WSW	.2		.6			.2						1.0	10.0
W	.6	.4	1.4	.2	.2							2.8	8.0
WNW	1.0		.4		.2							1.6	5.3
NW	.4											.4	1.5
NNW	.2	.4										.6	3.7
VARBL													
CALM												76.4	
	14.0	5.2	3.6	.2	.4	.2						100.0	1.0

TOTAL NUMBER OF OBSERVATIONS 500

GLOBAL CLIMATOLOGY BRANCH
USAFETAC
AIR WEATHER SERVICE/MAC

SURFACE WINDS

PERCENTAGE FREQUENCY OF WIND DIRECTION AND SPEED (FROM HOURLY OBSERVATIONS)

702615 (STATION) FT WAINWRIGHT AAF AK (STATION NAME) 77-82 (YEARS) DEC (MONTH)

ALL WEATHER (CLASS) 0900-1100 (HOURS (L.S.T.))

(CONDITION)

SPEED (KNTS) DIR.	1 - 3	4 - 6	7 - 10	11 - 16	17 - 21	22 - 27	28 - 33	34 - 40	41 - 47	48 - 55	≥56	%	MEAN WIND SPEED
N	.4											.4	3.5
NNE	.6											.6	2.7
NE	1.4	.8	.6									2.8	3.8
ENE	1.8	1.6	.4									3.8	3.9
E	2.2	1.2	.2									3.6	3.2
ESE	1.0		.2									1.2	2.8
SE	.4											.4	2.0
SSE	.6											.6	1.7
S	.2											.2	2.0
SSW	.6											.6	2.0
SW													
WSW	.4		.6									1.0	6.0
W	.4	.8	.6	.4								2.2	7.2
WNW	1.0			.2	.2							1.4	6.4
NW	.4											.4	2.0
NNW	.6											.6	1.7
VARBL													
CALM												80.2	
	12.0	4.4	2.6	.6	.2							100.0	.8

TOTAL NUMBER OF OBSERVATIONS 501

GLOBAL CLIMATOLOGY BRANCH
USAFETAC
AIR WEATHER SERVICE/MAC

SURFACE WINDS

PERCENTAGE FREQUENCY OF WIND DIRECTION AND SPEED (FROM HOURLY OBSERVATIONS)

7026 15 (STATION) FT WAINWRIGHT AAF AK (STATION NAME) 77-82 (YEARS) DEC (MONTH)

ALL WEATHER (CLASS) 1200-1800 (HOURS (L.S.T.))

(CONDITION)

SPEED (KNTS) DIR.	1 - 3	4 - 6	7 - 10	11 - 16	17 - 21	22 - 27	28 - 33	34 - 40	41 - 47	48 - 55	≥ 56	%	MEAN WIND SPEED
N													
NNE	1.4	.2										1.6	2.5
NE	1.2		.2									1.4	2.7
ENE	2.2	1.8	1.0									5.0	4.4
E	4.0	1.6	.8									6.4	3.5
ESE	1.2	.6	.2									2.0	3.4
SE	.4											.4	2.0
SSE	.8											.8	1.8
S	.4											.4	2.5
SSW	.4	.2										.6	2.7
SW	.2	.2										.4	3.5
WSW	.6	.6	.4									1.6	4.3
W	1.4	.6	.4	.6								3.0	5.6
WNW	1.2											1.2	1.7
NW	.2											.2	3.0
NNW	.4											.4	1.5
VARBL													
CALM												74.4	
	16.1	5.8	3.0	.6								100.0	.9

TOTAL NUMBER OF OBSERVATIONS 497

GLOBAL CLIMATOLOGY BRANCH
USAFETAC
AIR WEATHER SERVICE/MAC

SURFACE WINDS

PERCENTAGE FREQUENCY OF WIND DIRECTION AND SPEED (FROM HOURLY OBSERVATIONS)

702615 (STATION) FT WAINWRIGHT AAF AK (STATION NAME) 77-82 (YEARS) DEC (MONTH)

ALL WEATHER (CLASS)

1500-1700 (HOURS (L.S.T.))

(CONDITION)

SPEED (KNTS) DIR.	1 - 3	4 - 6	7 - 10	11 - 16	17 - 21	22 - 27	28 - 33	34 - 40	41 - 47	48 - 55	≥ 56	%	MEAN WIND SPEED
N	.8											.8	1.5
NNE	1.2	.4										1.6	3.1
NE	1.4	.6	.2									2.2	4.0
ENE	1.4	1.6	1.4	.4								4.9	5.7
E	3.8	2.2	1.0	.2								7.3	4.3
ESE	2.0	.2	.2									2.4	3.3
SE	.2											.2	2.0
SSE		.2										.2	4.0
S	1.0		.2									1.2	2.7
SSW	1.2	.8	.2									2.2	3.8
SW	.2	.2										.4	4.0
WSW	.2											.2	2.0
W	.2	.6	.2	.6								1.6	6.4
WNW	.2	.6										.8	3.8
NW	.4											.4	1.5
NNW													
VARBL													
CALM												73.5	
	14.4	7.5	3.4	1.2								100.0	1.1

TOTAL NUMBER OF OBSERVATIONS 494

GLOBAL CLIMATOLOGY BRANCH
USAFETAC
AIR WEATHER SERVICE/MAC

SURFACE WINDS

PERCENTAGE FREQUENCY OF WIND DIRECTION AND SPEED (FROM HOURLY OBSERVATIONS)

702615 (STATION) FT WAINWRIGHT AAF AK (STATION NAME) 77-82 (YEARS) DEC (MONTH)

ALL WEATHER (CLASS)

1800-2000 (HOURS (L.S.T.))

(CONDITION)

SPEED (KNTS) DIR.	1 - 3	4 - 6	7 - 10	11 - 16	17 - 21	22 - 27	28 - 33	34 - 40	41 - 47	48 - 55	≥56	%	MEAN WIND SPEED
N	.5	.5										1.1	3.5
NNE	1.2											1.2	2.6
NE	.7	1.4	.2									2.4	4.5
ENE	1.7	1.7	1.4									4.8	4.8
E	1.9	1.0	.5									3.4	3.6
ESE	.7											.7	2.0
SE	.2											.2	2.0
SSE													
S	.2											.2	2.0
SSW	.5	1.0	.2									1.7	4.1
SW	.7											.7	1.7
WSW	.5	.5										1.0	3.3
W	.2	.2	.2	.5								1.2	8.9
WNW	1.0											1.0	2.5
NW	.7											.7	1.3
NNW													
VARBL													
CALM												79.8	
	10.8	6.2	2.6	.5								100.0	.8

TOTAL NUMBER OF OBSERVATIONS 916

GLOBAL CLIMATOLOGY BRANCH
USAFETAC
AIR WEATHER SERVICE/MAC

SURFACE WINDS

PERCENTAGE FREQUENCY OF WIND DIRECTION AND SPEED (FROM HOURLY OBSERVATIONS)

70261S (STATION) FT WAINWRIGHT AAF AK (STATION NAME) 78-82 (YEARS) DEC (MONTH)

ALL WEATHER (CLASS) 2100-2300 (HOURS (L S T))

(CONDITION)

SPEED (KNTS) DIR.	1 - 3	4 - 6	7 - 10	11 - 16	17 - 21	22 - 27	28 - 33	34 - 40	41 - 47	48 - 55	≥ 56	%	MEAN WIND SPEED
N	1.0											1.1	2.0
NNE													
NE	2.0											2.0	1.5
ENE		4.9	1.0									5.9	5.2
E	2.9	1.0										3.9	2.3
ESE	1.0											1.0	2.0
SE													
SSE	1.0											1.0	2.0
S													
SSW		1.0										1.0	6.0
SW	1.0											1.0	3.0
WSW	1.0											1.0	3.0
W			1.0									1.0	9.0
WNW													
NW													
NNW													
VARBL													
CALM												81.4	
	9.8	6.9	2.0									100.0	.7

TOTAL NUMBER OF OBSERVATIONS 102

USAFETAC FORM AA 64 0-8-5 (OL A) PREVIOUS EDITIONS OF THIS FORM ARE OBSOLETE

GLOBAL CLIMATOLOGY BRANCH
USAFETAC
AIR WEATHER SERVICE/MAC

SURFACE WINDS

PERCENTAGE FREQUENCY OF WIND DIRECTION AND SPEED (FROM HOURLY OBSERVATIONS)

70261S (STATION) FT WAINWRIGHT AAF AK (STATION NAME) 77-82 (YEARS) DEC (MONTH)

ALL WEATHER (CLASS) ALL (HOURS (L S T))

(CONDITION)

SPEED (KNTS) DIR.	1 - 3	4 - 6	7 - 10	11 - 16	17 - 21	22 - 27	28 - 33	34 - 40	41 - 47	48 - 55	≥ 56	%	MEAN WIND SPEED
N	.5	.1										.6	2.3
NNE	1.0	.1										1.1	2.7
NE	1.3	.5	.3									2.1	3.6
ENE	1.6	1.8	.9	.1								4.3	4.6
E	2.9	1.5	.6	.0								5.1	3.7
ESE	1.3	.2	.1									1.5	3.0
SE	.4											.4	2.2
SSE	.4	.1										.5	2.1
S	.4		.0									.5	2.3
SSW	.5	.4	.1									1.0	3.6
SW	.4	.2										.5	3.0
WSW	.4	.2	.3			.0						.9	5.5
W	.5	.5	.6	.4	.0							2.1	7.8
WNW	.8	.1	.1	.0	.1							1.2	4.3
NW	.4											.4	1.8
NNW	.2	.1										.3	2.8
VARBL													
CALM												77.5	
	13.1	5.6	3.0	.6	.1	.0						100.0	.9

TOTAL NUMBER OF OBSERVATIONS 2625

GLOBAL CLIMATOLOGY BRANCH
USAFETAC
AIR WEATHER SERVICE/MAC

SURFACE WINDS

PERCENTAGE FREQUENCY OF WIND DIRECTION AND SPEED (FROM HOURLY OBSERVATIONS)

7 26 15 (STATION) FT WAINWRIGHT AAF AK (STATION NAME) 77-83 (YEARS) ALL (MONTH)

ALL WEATHER (CLASS) ALL (HOURS (L S T.))

(CONDITION)

SPEED (KNTS) DIR.	1 - 3	4 - 6	7 - 10	11 - 16	17 - 21	22 - 27	28 - 33	34 - 40	41 - 47	48 - 55	≥56	%	MEAN WIND SPEED
N	1.1	.6	.2	.0								1.9	3.9
NNE	1.1	.5	.2	.0								1.9	3.9
NE	1.4	.9	.8	.3	.0	.0						3.3	5.4
ENE	2.3	2.5	1.8	.5	.0							7.2	5.5
E	4.4	4.2	2.3	.5	.0							11.4	4.9
ESE	1.8	1.1	.6	.1	.0							3.7	4.4
SE	.8	.4	.2	.0								1.5	4.0
SSE	.8	.5	.1	.0								1.5	3.7
S	1.3	.7	.2	.0	.0							2.2	3.6
SSW	1.5	1.0	.4	.0								2.9	4.0
SW	1.0	.9	.4	.1								2.4	4.5
WSW	1.5	1.9	1.3	.3	.0	.0						5.1	5.6
W	1.9	2.3	2.3	.7	.0	.0						7.2	6.2
WNW	1.9	1.3	.8	.2	.0	.0	.0					4.2	4.8
NW	.6	.4	.3	.0								1.3	4.5
NNW	.6	.5	.2	.0	.0							1.4	4.4
VARBL													
CALM												41.0	
	23.9	19.8	12.2	2.9	.2	.0	.0					100.0	2.9

TOTAL NUMBER OF OBSERVATIONS 34094

GLOBAL CLIMATOLOGY BRANCH
USAFETAC
AIR WEATHER SERVICE/MAC

SURFACE WINDS

PERCENTAGE FREQUENCY OF WIND DIRECTION AND SPEED (FROM HOURLY OBSERVATIONS)

7-26615 (STATION) FT WAINWRIGHT AAF AK (STATION NAME) 77-83 (YEARS) ALL (MONTH)

INSTRUMENT (CLASS) ALL (HOURS (L S T.))

CIG 200 TO 1400 FT W/ VSBY 1/2 MI OR MORE, (CONDITION)

AND/OR VSBY 1/2 TO 2-1/2 MI W/CIG 200 FT OR MORE

SPEED (KNTS) DIR.	1 - 3	4 - 6	7 - 10	11 - 16	17 - 21	22 - 27	28 - 33	34 - 40	41 - 47	48 - 55	≥56	%	MEAN WIND SPEED
N	.4	.0	.0									.5	2.8
NNE	.7	.1		.0								.8	2.8
NE	.9	.4	.2									1.5	3.4
ENE	2.4	.9	.2	.1								3.6	3.4
E	4.4	1.3	.2									5.9	2.9
ESE	1.5	.3										1.8	2.5
SE	.9	.2										1.0	2.4
SSE	.7	.2	.0									1.0	2.8
S	1.3	.4	.0									1.8	2.9
SSW	1.7	1.6	.4									3.7	4.0
SW	2.0	1.5	.6	.1								4.2	4.0
WSW	1.8	2.7	2.0	.4	.2	.0						7.1	6.0
W	1.3	2.3	3.9	.8	.1							8.3	7.0
WNW	1.3	.8	.4	.3								2.8	4.7
NW	.3	.3										.7	3.4
NNW	.2	.4	.0									.7	4.0
VARBL													
CALM												54.6	
	21.7	13.5	8.1	1.7	.2	.0						100.0	2.1

TOTAL NUMBER OF OBSERVATIONS 2456

U S AIR FORCE
ENVIRONMENTAL TECHNICAL
APPLICATIONS CENTER

PART D CEILING VERSUS VISIBILITY

This summary is a bivariate percentage frequency distribution by classes of ceiling from zero to equal to or greater than 20,000 feet and as a separate class "no ceiling", versus visibility in 16 classes from zero to equal to or greater than 10 miles. Data are derived from hourly observations, and three sets of tables are presented as follows:

1. Annual - all years and all hours combined
2. By month - all years and all hours combined
3. By month - by standard 3-hour groups

Due to the cumulative nature of this presentation, it is possible to determine the percentage frequency of occurrence for any given limit of ceiling or visibility separately, or in combination of ceiling and visibility. The totals progress to the right and downward. Ceiling may be determined independently by referring to totals in the extreme right hand column. Also, visibility may be determined independently by reference to the horizontal row of totals at the bottom of the page. The percentage frequency for which the station was meeting or exceeding any given set of minima may be determined from the figure at the intersection of the appropriate ceiling column and visibility row. Several examples in the use of these tables are shown on pages 2 and 3 below.

U. S. Weather Bureau and Navy stations did not report ceilings within the range 10,000 feet and higher prior to January 1949. Summaries prepared from data for these stations using the earlier period and data subsequent to January 1949 will be modified to limit ceilings to 10,000 feet. Short periods of record prior to 1949 for these stations will be eliminated from the summary. For Air Force stations, the "no ceiling" category includes clear and scattered conditions, and ceilings above 20,000 feet for period through June 1948. Beginning in July 1948 for Air Force stations and January 1949 for USWB and U. S. Navy stations the "no ceiling" category consists of observations with less than 6/10 total sky cover and those cases where total sky cover is 6/10 or more, but not more than 1/2 of the sky cover is opaque.

Beginning in January 1968, METAR stations report visibilities to 6 miles and then greater than 6 miles. Thus, for METAR stations, the category equal to or greater than 10 miles is not printed in the tables, unless the summary was for a period ending before January 1968. For most Airways stations, visibilities of greater than 7 miles were not reported for part of the period of record. Therefore, the ≥10 mi visibility category should be used with great caution.

Continued on Reverse Side

EXAMPLES FOR USE OF CEILING VERSUS VISIBILITY TABLES IN THIS TABULATION

CEILING (FEET)	VISIBILITY (STATUTE MILES)															
	≥ 10	≥ 6	≥ 5	≥ 4	≥ 3	≥ 2½	≥ 2	≥ 1½	≥ 1¼	≥ 1	≥ ¾	≥ ½	≥ ½	≥ 5/16	≥ ¼	≥ 0
NO CEILING																
≥ 1800																
≥ 1500					91.0											92.6
≥ 1200																
≥ 1000																
≥ 900																
≥ 800																
≥ 700																
≥ 600																
≥ 500										97.4						98.1
≥ 400																
≥ 300																
≥ 200																
≥ 100																
≥ 0					95.4		96.9			98.3						100.0

EXAMPLE # 1 Read ceiling values independently of visibility under column at right headed ≥ 0. For instance, from the table: Ceiling ≥ 1500 feet = 92.6%. Ceiling ≥ 500 feet = 98.1%.

EXAMPLE # 2 Read visibilities independently of ceilings on bottom line opposite ≥ 0. From the table:
Visibility ≥ 3 miles = 95.4%.
Visibility ≥ 2 miles = 96.9%.
Visibility ≥ 1 mile = 98.3%.

EXAMPLE # 3 To obtain combinations of ceiling with visibility, read figure at intersection of the two categories; i.e.: Ceiling ≥ 1500 feet with visibility ≥ 3 miles = 91.0%.

ADDITIONAL EXAMPLES

EXAMPLE # 4 Values below minimums stated in the table may be obtained by subtracting the value given in the table from 100%.
Thus, to obtain the percentage of observations with ceiling < 1500 feet and/or visibility < 3 miles, subtract the value read from the table at the intersection, which is 91.0, from 100.0. The answer 9.0 is the percentage of observations with ceiling < 1500 feet and/or visibility · 3 miles.

Likewise, the percentage of observations with ceiling < 500 feet and/or visibility < 1 mile is 2.6, obtained by subtracting 97.4 from 100.0.

EXAMPLE # 5 To find the percentage of observations falling within the two categories given in example above, subtract the value read from the table for the first set of limits from the value in the table for the second set of limits. The difference will be the percentage of observations meeting the lower set of limits, but not meeting the higher set of limits.

The value 91.0 read from the table at the intersection of $\geq$ 1500 feet with $\geq$ 3 miles, subtracted from 97.4 read from the table at the intersection of $\geq$ 500 feet with $\geq$ 1 mile is equal to 6.4%. Thus; 6.4 percent of the observations meet the criteria: "ceiling $\geq$ 500 feet with visibility $\geq$ 1 mile, but < 3 miles; or ceiling $\geq$ 500 feet, but < 1500 feet with visibility $\geq$ 1 mile."

Since these tabulations are prepared in several ways including by month, by 3-hour groups it is possible to determine diurnal variations of ceiling and visibility limits as well as probabilities of various ceiling-visibility combinations.

GLOBAL CLIMATOLOGY BRANCH
USAFETAC
AIR WEATHER SERVICE/MAC

CEILING VERSUS VISIBILITY

702615 FT WAINWRIGHT AAF AK 76-83 JAN
STATION STATION NAME YEARS MONTH

PERCENTAGE FREQUENCY OF OCCURRENCE
(FROM HOURLY OBSERVATIONS)

0300-0500
LOCAL

CEILING FEET	VISIBILITY STATUTE MILES															
	≥10	≥6	≥5	≥4	≥3	≥2½	≥2	≥1½	≥1¼	≥1	≥¾	≥½	≥¼	≥5/16	≥¼	0
NO CEILING	36.8	48.0	50.0	50.7	52.0	52.0	53.3	53.3	53.9	55.3	56.6	56.6	59.2	59.9	61.2	61.2
≥ 20000	37.5	48.7	50.7	51.3	52.6	52.6	53.9	53.9	54.6	55.9	57.2	57.2	59.9	60.5	61.8	61.8
≥ 18000	42.8	53.9	55.9	56.6	57.9	57.9	59.2	59.2	59.9	61.2	62.5	62.5	65.1	65.8	67.1	67.8
≥ 16000	42.8	53.9	55.9	56.6	57.9	57.9	59.2	59.2	59.9	61.2	62.5	62.5	65.1	65.8	67.1	67.8
≥ 14000	42.8	53.9	55.9	56.6	57.9	57.9	59.2	59.2	59.9	61.2	62.5	62.5	65.1	65.8	67.1	67.8
≥ 12000	43.4	54.6	56.6	57.2	58.6	58.6	59.9	59.9	60.5	61.8	63.2	63.2	65.8	66.4	67.8	68.4
≥ 10000	48.7	59.9	61.8	62.5	63.8	63.8	65.1	65.1	65.8	67.1	68.4	68.4	71.1	71.7	73.0	73.7
≥ 9000	48.7	59.9	61.8	62.5	63.8	63.8	65.1	65.1	65.8	67.1	68.4	68.4	71.1	71.7	73.0	73.7
≥ 8000	53.9	66.4	68.4	69.1	70.4	70.4	71.7	71.7	72.4	73.7	75.0	75.0	77.6	78.3	79.6	80.3
≥ 7000	55.3	67.8	69.7	70.4	72.4	72.4	73.7	73.7	74.3	75.7	77.0	77.0	79.6	80.3	81.6	82.2
≥ 6000	55.9	69.1	71.1	71.7	73.7	73.7	75.0	75.0	75.7	77.0	78.3	78.3	80.9	81.6	82.9	83.6
≥ 5000	56.6	70.4	72.4	73.0	75.0	75.0	76.3	76.3	77.0	78.3	79.6	79.6	82.2	82.9	84.2	84.9
≥ 4500	56.6	70.4	72.4	73.0	75.0	75.0	76.3	76.3	77.0	78.3	79.6	79.6	82.2	82.9	84.2	84.9
≥ 4000	56.6	70.4	72.4	73.0	75.7	75.7	77.0	77.0	77.6	78.9	80.3	80.3	82.9	83.6	84.9	85.5
≥ 3500	57.2	71.1	73.0	73.7	76.3	76.3	77.6	77.6	78.3	79.6	80.9	80.9	83.6	84.2	85.5	86.2
≥ 3000	57.9	73.7	76.3	77.0	80.3	80.3	81.6	81.6	82.2	83.6	84.9	84.9	87.5	88.2	89.5	90.1
≥ 2500	57.9	75.0	77.6	79.6	82.9	82.9	84.2	84.2	84.9	86.2	87.5	87.5	90.1	90.8	92.1	92.8
≥ 2000	57.9	75.0	77.6	79.6	82.9	82.9	84.2	84.9	85.5	86.8	88.2	88.2	90.8	91.4	92.8	93.4
≥ 1800	57.9	75.0	77.6	79.6	83.6	83.6	84.9	85.5	86.2	87.5	88.8	88.8	91.4	92.1	93.4	94.1
≥ 1600	57.9	75.0	77.6	79.6	84.2	84.2	85.5	86.8	87.5	88.8	90.1	90.1	92.8	93.4	94.7	95.4
≥ 1400	58.6	75.7	78.3	80.3	84.9	84.9	86.2	87.5	88.2	89.5	90.8	90.8	93.4	94.1	95.4	96.1
≥ 1200	58.6	76.3	78.9	80.9	86.2	86.2	88.8	90.1	90.8	92.1	93.4	93.4	96.1	96.7	98.0	98.7
≥ 1000	58.6	76.3	78.9	80.9	86.2	86.2	88.8	90.1	90.8	92.1	93.4	93.4	96.1	96.7	98.0	98.7
≥ 900	58.6	76.3	78.9	80.9	86.2	86.2	88.8	90.1	90.8	92.1	93.4	93.4	96.1	96.7	98.0	98.7
≥ 800	58.6	76.3	78.9	80.9	86.2	86.2	88.8	90.1	90.8	92.1	93.4	93.4	96.1	96.7	98.0	98.7
≥ 700	59.2	77.0	79.6	82.2	87.5	87.5	90.1	91.4	92.1	93.4	94.7	94.7	97.4	98.0	99.3	100.0
≥ 600	59.2	77.0	79.6	82.2	87.5	87.5	90.1	91.4	92.1	93.4	94.7	94.7	97.4	98.0	99.3	100.0
≥ 500	59.2	77.0	79.6	82.2	87.5	87.5	90.1	91.4	92.1	93.4	94.7	94.7	97.4	98.0	99.3	100.0
≥ 400	59.2	77.0	79.6	82.2	87.5	87.5	90.1	91.4	92.1	93.4	94.7	94.7	97.4	98.0	99.3	100.0
≥ 300	59.2	77.0	79.6	82.2	87.5	87.5	90.1	91.4	92.1	93.4	94.7	94.7	97.4	98.0	99.3	100.0
≥ 200	59.2	77.0	79.6	82.2	87.5	87.5	90.1	91.4	92.1	93.4	94.7	94.7	97.4	98.0	99.3	100.0
≥ 100	59.2	77.0	79.6	82.2	87.5	87.5	90.1	91.4	92.1	93.4	94.7	94.7	97.4	98.0	99.3	100.0
0	59.2	77.0	79.6	82.2	87.5	87.5	90.1	91.4	92.1	93.4	94.7	94.7	97.4	98.0	99.3	100.0

TOTAL NUMBER OF OBSERVATIONS 152

USAF ETAC FORM 0-14-5 (OL A) PREVIOUS EDITIONS OF THIS FORM ARE OBSOLETE

GLOBAL CLIMATOLOGY BRANCH
USAFETAC
AIR WEATHER SERVICE/MAC

CEILING VERSUS VISIBILITY

70261S (STATION) FT WAINWRIGHT AAF AK (STATION NAME) 78-83 (YEARS) JAN (MONTH)

PERCENTAGE FREQUENCY OF OCCURRENCE
(FROM HOURLY OBSERVATIONS)

0600-1800

CEILING (FEET)	VISIBILITY STATUTE MILES															
	≥10	≥6	≥5	≥4	≥3	≥2½	≥2	≥1¾	≥1½	≥1¼	≥1	≥¾	≥½	≥¼	≥0
NO CEILING	36.3	44.3	45.4	46.8	49.7	50.5	50.9	51.7	51.8	52.8	54.2	54.4	57.1	57.5	59.8	60.0
≥ 20000	38.3	46.2	47.4	48.7	51.7	52.4	52.8	53.6	53.8	54.8	56.1	56.3	59.0	59.4	61.7	61.9
≥ 18000	41.6	50.1	51.3	52.6	55.5	56.3	56.7	57.5	57.7	58.6	60.0	60.2	62.9	63.3	65.6	66.2
≥ 16000	42.7	51.3	52.4	53.8	56.7	57.5	57.9	58.6	58.8	59.8	61.2	61.4	64.1	64.5	66.8	67.4
≥ 14000	43.5	52.0	53.2	54.6	57.5	58.3	58.6	59.4	59.6	60.6	61.9	62.1	64.9	65.2	67.6	68.2
≥ 12000	43.7	52.2	53.4	54.8	57.7	58.4	58.8	59.6	59.8	60.8	62.1	62.3	65.0	65.4	67.8	68.3
≥ 10000	48.3	57.1	58.3	59.6	62.5	63.3	63.7	64.5	64.7	65.6	67.0	67.2	69.9	70.3	72.6	73.2
≥ 9000	50.1	58.8	60.0	61.4	64.3	65.0	65.6	66.4	66.6	67.6	68.9	69.1	71.8	72.2	74.6	75.1
≥ 8000	54.6	64.9	66.4	67.8	70.7	71.5	72.0	72.8	73.0	74.0	75.3	75.5	78.3	78.6	81.0	81.6
≥ 7000	55.7	66.4	68.0	69.5	72.8	73.6	74.2	75.0	75.1	76.1	77.5	77.7	80.4	80.8	83.1	83.7
≥ 6000	56.3	67.2	68.7	70.5	73.8	74.6	75.1	75.9	76.1	77.1	78.4	78.6	81.4	81.7	84.1	84.7
≥ 5000	56.3	67.8	69.3	71.1	74.4	75.1	75.7	76.5	76.7	77.7	79.0	79.2	81.9	82.3	84.7	85.2
≥ 4500	56.3	67.8	69.3	71.1	74.4	75.1	75.7	76.5	76.7	77.7	79.0	79.2	81.9	82.3	84.7	85.2
≥ 4000	56.9	68.9	70.7	73.0	76.3	77.1	77.7	78.4	78.6	79.6	81.0	81.2	83.9	84.3	86.6	87.2
≥ 3500	56.9	68.9	70.7	73.0	76.3	77.1	77.7	78.4	78.6	79.6	81.0	81.2	83.9	84.3	86.6	87.2
≥ 3000	57.3	70.5	72.4	75.1	78.4	79.4	80.0	80.8	81.0	81.9	83.3	83.5	86.2	86.6	88.9	89.5
≥ 2500	58.1	73.2	75.7	78.6	82.9	83.9	84.5	85.2	85.4	86.4	87.8	88.0	90.7	91.1	93.4	94.0
≥ 2000	58.1	73.4	76.1	79.0	83.3	84.5	85.4	86.4	86.6	87.6	88.9	89.1	91.8	92.2	94.6	95.1
≥ 1800	58.1	73.6	76.3	79.2	83.7	85.0	86.0	87.0	87.2	88.2	89.5	89.7	92.4	92.8	95.1	95.7
≥ 1500	58.4	74.2	76.9	80.2	84.7	86.2	87.8	88.7	88.9	89.9	91.3	91.5	94.2	94.6	96.9	97.5
≥ 1200	58.4	74.2	76.9	80.2	84.7	86.2	87.8	88.7	88.9	89.9	91.3	91.5	94.2	94.6	96.9	97.5
≥ 1000	58.4	74.2	76.9	80.2	84.7	86.2	88.3	89.5	89.7	90.7	92.0	92.2	95.0	95.3	97.7	98.3
≥ 900	58.4	74.2	76.9	80.2	84.7	86.2	88.3	89.5	89.7	90.7	92.0	92.2	95.0	95.3	97.7	98.3
≥ 800	58.4	74.4	77.1	80.4	84.9	86.4	88.5	89.7	89.9	90.9	92.2	92.4	95.1	95.5	97.9	98.4
≥ 700	58.4	74.8	77.5	80.8	85.2	86.8	88.9	90.1	90.3	91.3	92.6	92.8	95.5	95.9	98.3	98.8
≥ 600	58.4	74.8	77.5	80.8	85.4	87.0	89.1	90.3	90.5	91.5	92.8	93.0	95.7	96.1	98.4	99.0
≥ 500	58.4	75.0	77.7	81.0	85.6	87.2	89.3	90.5	90.7	91.7	93.0	93.2	95.9	96.3	98.6	99.2
≥ 400	58.6	75.1	77.9	81.2	86.2	87.8	89.9	91.1	91.3	92.2	93.6	93.8	96.5	96.9	99.2	99.8
≥ 300	58.6	75.1	77.9	81.2	86.2	87.8	89.9	91.1	91.3	92.2	93.6	93.8	96.5	96.9	99.2	99.8
≥ 200	58.6	75.1	77.9	81.2	86.2	87.8	89.9	91.1	91.3	92.2	93.6	93.8	96.5	96.9	99.2	99.8
≥ 100	58.6	75.3	78.1	81.4	86.4	88.0	90.1	91.3	91.5	92.4	93.8	94.0	96.7	97.1	99.4	100.0
≥ 0	58.6	75.3	78.1	81.4	86.4	88.0	90.1	91.3	91.5	92.4	93.8	94.0	96.7	97.1	99.4	100.0

TOTAL NUMBER OF OBSERVATIONS 515

GLOBAL CLIMATOLOGY BRANCH
USAFETAC
AIR WEATHER SERVICE/MAC

CEILING VERSUS VISIBILITY

702615 STATION | FT WAINWRIGHT AAF AK STATION NAME | 76-83 YEARS | JAN MONTH

PERCENTAGE FREQUENCY OF OCCURRENCE
(FROM HOURLY OBSERVATIONS)

~~0900-1100~~ HOURS

CEILING FEET	VISIBILITY STATUTE MILES															
	≥10	≥6	≥5	≥4	≥3	≥2½	≥2	≥1¾	≥1½	≥1¼	≥1	≥¾	≥½	≥¼	≥0	
NO CEILING	37.2	40.3	41.9	43.0	44.2	44.4	44.6	45.0	45.0	47.1	48.3	48.6	51.9	52.7	54.8	56.2
≥ 20000	38.8	41.9	43.4	44.6	45.7	45.9	46.1	46.5	46.5	48.6	49.8	50.2	54.1	54.8	57.0	58.3
≥ 18000	43.6	46.7	48.3	49.4	50.6	50.8	51.0	51.4	51.4	53.5	54.7	55.0	58.9	59.7	61.8	63.2
≥ 16000	44.4	47.5	49.0	50.2	51.4	51.6	51.7	52.1	52.1	54.3	55.4	55.8	59.7	60.5	62.6	64.0
≥ 14000	45.9	49.0	50.6	51.7	52.9	53.1	53.5	53.9	53.9	56.0	57.2	57.6	61.4	62.2	64.3	65.7
≥ 12000	47.3	50.4	51.9	53.1	54.3	54.5	54.8	55.2	55.2	57.4	58.5	58.9	62.8	63.6	65.7	67.1
≥ 10000	54.1	57.2	58.7	59.9	61.0	61.2	61.6	62.0	62.0	64.1	65.3	65.7	69.6	70.3	72.5	73.8
≥ 9000	56.4	59.5	61.0	62.2	63.4	63.6	64.0	64.3	64.3	66.5	67.6	68.0	71.9	72.7	74.8	76.2
≥ 8000	62.6	65.7	67.2	68.4	69.6	69.8	70.2	70.5	70.5	72.7	73.8	74.2	78.1	78.9	81.0	82.4
≥ 7000	64.0	67.8	69.4	70.5	71.7	71.9	72.3	72.7	72.7	74.8	76.0	76.4	80.2	81.0	83.1	84.5
≥ 6000	64.1	68.2	69.8	70.9	72.1	72.3	72.7	73.1	73.1	75.2	76.4	76.7	80.6	81.4	83.5	84.9
≥ 5000	64.3	68.8	70.3	71.5	72.7	72.9	73.3	73.6	73.6	75.8	76.9	77.3	81.2	82.0	84.1	85.5
≥ 4500	64.5	69.0	70.5	71.7	72.9	73.1	73.4	73.8	73.8	76.0	77.1	77.5	81.4	82.2	84.3	85.7
≥ 4000	65.3	70.2	71.9	73.8	75.4	75.6	76.0	76.4	76.4	78.5	79.7	80.0	83.9	84.7	86.8	88.2
≥ 3500	65.5	70.3	72.1	74.0	75.8	76.0	76.4	76.7	76.7	78.9	80.0	80.4	84.3	85.1	87.2	88.6
≥ 3000	66.5	71.5	73.4	75.4	77.5	77.9	78.3	78.7	78.7	80.8	82.0	82.4	86.2	87.0	89.1	90.5
≥ 2500	67.6	73.4	75.8	78.1	80.2	80.8	81.6	82.0	82.0	84.1	85.3	85.7	89.5	90.3	92.4	93.8
≥ 2000	67.8	74.4	77.1	79.5	82.2	83.5	84.7	85.3	85.3	87.4	88.6	89.0	92.8	93.6	95.7	97.1
≥ 1800	67.8	74.4	77.1	79.5	82.2	83.5	84.7	85.3	85.3	87.4	88.6	89.0	92.8	93.6	95.7	97.1
≥ 1500	67.8	74.8	77.7	80.0	83.3	84.7	85.9	86.4	86.6	88.8	89.9	90.3	94.2	95.0	97.1	98.4
≥ 1200	68.2	75.2	78.1	80.4	83.7	85.1	86.2	86.8	87.0	89.1	90.3	90.7	94.6	95.3	97.5	98.8
≥ 1000	68.2	75.2	78.1	80.4	83.7	85.5	86.6	87.4	87.6	89.7	90.9	91.3	95.2	95.9	98.1	99.4
≥ 900	68.2	75.2	78.1	80.4	83.7	85.5	86.6	87.4	87.6	89.7	90.9	91.3	95.2	95.9	98.1	99.4
≥ 800	68.2	75.2	78.1	80.4	83.7	85.5	86.6	87.4	87.6	89.7	90.9	91.3	95.2	95.9	98.1	99.4
≥ 700	68.2	75.4	78.3	80.6	83.9	85.7	86.8	87.6	87.8	89.9	91.1	91.5	95.3	96.1	98.3	99.6
≥ 600	68.2	75.4	78.3	80.6	84.1	85.9	87.0	87.8	88.0	90.1	91.3	91.7	95.5	96.3	98.4	99.8
≥ 500	68.2	75.4	78.3	80.6	84.1	85.9	87.0	87.8	88.0	90.1	91.3	91.7	95.5	96.3	98.4	99.8
≥ 400	68.2	75.4	78.3	80.6	84.1	85.9	87.0	87.8	88.0	90.1	91.3	91.7	95.5	96.3	98.4	99.8
≥ 300	68.2	75.4	78.3	80.6	84.1	85.9	87.0	87.8	88.0	90.1	91.3	91.7	95.5	96.3	98.4	99.8
≥ 200	68.2	75.4	78.3	80.6	84.1	85.9	87.0	87.8	88.0	90.1	91.3	91.7	95.5	96.3	98.6	100.0
≥ 100	68.2	75.4	78.3	80.6	84.1	85.9	87.0	87.8	88.0	90.1	91.3	91.7	95.5	96.3	98.6	100.0
≥ 0	68.2	75.4	78.3	80.6	84.1	85.9	87.0	87.8	88.0	90.1	91.3	91.7	95.5	96.3	98.6	100.0

TOTAL NUMBER OF OBSERVATIONS 516

GLOBAL CLIMATOLOGY BRANCH
USAFETAC
AIR WEATHER SERVICE/MAC

CEILING VERSUS VISIBILITY

7 26 15 (STATION) FT WAINWRIGHT AAF AK (STATION NAME) 78-83 (YEARS) JAN (MONTH)

PERCENTAGE FREQUENCY OF OCCURRENCE
(FROM HOURLY OBSERVATIONS)

1200-1400 (HOUR)

CEILING FEET	VISIBILITY STATUTE MILES															
	≥10	≥6	≥5	≥4	≥3	≥2½	≥2	≥1¾	≥1½	≥1	≥¾	≥½	≥5/16	≥¼	≥0
NO CEILING	40.9	41.9	42.2	42.6	43.4	43.6	44.4	44.6	44.6	45.5	45.9	45.9	49.2	49.6	52.7	53.7
≥ 20000	43.8	44.8	45.2	45.5	46.3	46.5	47.3	47.5	47.5	48.4	48.8	48.8	52.3	52.7	55.8	56.8
≥ 18000	49.4	50.8	51.2	51.6	52.3	52.5	53.3	53.5	53.5	54.5	54.8	54.8	58.3	58.7	61.8	62.8
≥ 16000	49.6	51.0	51.4	51.7	52.5	52.7	53.5	53.7	53.7	54.7	55.0	55.0	58.5	58.9	62.0	63.0
≥ 14000	51.9	53.7	54.3	54.7	55.4	55.6	56.4	56.6	56.6	57.6	57.9	57.9	61.4	61.8	64.9	65.9
≥ 12000	53.7	55.4	56.0	56.4	57.2	57.4	58.1	58.3	58.3	59.3	59.7	59.7	63.2	63.6	66.7	67.6
≥ 10000	59.1	61.2	61.8	62.4	63.2	63.4	64.1	64.3	64.3	65.3	65.7	65.7	69.2	69.6	72.7	73.6
≥ 9000	61.4	63.6	64.1	64.7	65.5	65.7	66.5	66.7	66.7	67.6	68.0	68.0	71.5	71.9	75.0	76.0
≥ 8000	68.8	70.9	71.5	72.1	72.9	73.1	73.8	74.0	74.0	75.0	75.4	75.4	78.9	79.3	82.4	83.3
≥ 7000	70.2	72.5	73.1	73.6	74.4	74.6	75.4	75.6	75.6	76.6	76.9	76.9	80.4	80.8	83.9	84.9
≥ 6000	70.2	72.7	73.3	73.8	74.6	74.8	75.6	75.8	75.8	76.7	77.1	77.1	80.6	81.0	84.1	85.1
≥ 5000	70.9	73.6	74.2	74.8	75.6	75.8	76.6	76.7	76.7	77.7	78.1	78.1	81.6	82.0	85.1	86.0
≥ 4500	70.9	73.6	74.2	74.8	75.6	75.8	76.6	76.7	76.7	77.7	78.1	78.1	81.6	82.0	85.1	86.0
≥ 4000	72.7	75.6	76.2	76.7	78.1	78.3	79.1	79.3	79.3	80.2	80.6	80.6	84.1	84.5	87.6	88.6
≥ 3500	72.7	75.8	76.4	76.9	78.5	78.7	79.5	79.7	79.7	80.6	81.0	81.0	84.5	84.9	88.0	89.0
≥ 3000	73.4	77.3	78.5	79.1	81.6	82.0	82.9	83.1	83.1	84.1	84.5	84.5	88.0	88.4	91.5	92.4
≥ 2500	74.0	78.5	79.8	80.6	83.5	83.9	84.9	85.3	85.3	86.2	86.6	86.6	90.1	90.5	93.6	94.6
≥ 2000	74.2	79.1	80.6	81.6	84.5	85.5	87.0	87.6	87.6	88.8	89.1	89.1	92.6	93.0	96.1	97.1
≥ 1800	74.2	79.1	80.6	81.6	84.5	85.5	87.0	87.6	87.6	89.0	89.3	89.3	92.8	93.2	96.3	97.3
≥ 1500	74.2	79.1	80.6	81.8	85.7	86.6	88.2	88.8	88.8	90.1	90.5	90.5	94.0	94.4	97.5	98.4
≥ 1200	74.4	79.3	80.8	82.0	85.9	86.8	88.4	89.0	89.0	90.3	90.7	90.7	94.2	94.6	97.7	98.6
≥ 1000	74.4	79.3	80.8	82.0	85.9	87.0	88.6	89.1	89.1	90.9	91.7	91.7	95.2	95.5	98.6	99.6
≥ 900	74.4	79.3	80.8	82.0	85.9	87.0	88.6	89.1	89.1	90.9	91.7	91.7	95.2	95.5	98.6	99.6
≥ 800	74.4	79.3	80.8	82.0	85.9	87.0	88.6	89.1	89.1	90.9	91.7	91.7	95.2	95.5	98.6	99.6
≥ 700	74.4	79.3	80.8	82.0	85.9	87.0	88.6	89.1	89.1	90.9	91.7	91.7	95.2	95.5	98.6	99.6
≥ 600	74.4	79.3	80.8	82.0	85.9	87.0	88.6	89.1	89.1	90.9	91.7	91.7	95.2	95.5	98.6	99.6
≥ 500	74.4	79.3	80.8	82.0	85.9	87.2	88.8	89.3	89.3	91.1	91.9	91.9	95.3	95.7	98.8	99.8
≥ 400	74.4	79.3	80.8	82.0	85.9	87.2	88.8	89.3	89.3	91.3	92.1	92.1	95.5	95.9	99.0	100.0
≥ 300	74.4	79.3	80.8	82.0	85.9	87.2	88.8	89.3	89.3	91.3	92.1	92.1	95.5	95.9	99.0	100.0
≥ 200	74.4	79.3	80.8	82.0	85.9	87.2	88.8	89.3	89.3	91.3	92.1	92.1	95.5	95.9	99.0	100.0
≥ 100	74.4	79.3	80.8	82.0	85.9	87.2	88.8	89.3	89.3	91.3	92.1	92.1	95.5	95.9	99.0	100.0
≥ 0	74.4	79.3	80.8	82.0	85.9	87.2	88.8	89.3	89.3	91.3	92.1	92.1	95.5	95.9	99.0	100.0

TOTAL NUMBER OF OBSERVATIONS 516

USAF ETAC FORM 0-14-5 (OL A) PREVIOUS EDITIONS OF THIS FORM ARE OBSOLETE

GLOBAL CLIMATOLOGY BRANCH
USAFETAC
AIR WEATHER SERVICE/MAC

CEILING VERSUS VISIBILITY

702615 FT WAINWRIGHT AAF AK 78-83 JAN
STATION STATION NAME YEARS MONTH

PERCENTAGE FREQUENCY OF OCCURRENCE
(FROM HOURLY OBSERVATIONS)

1500-1700

CEILING (FEET)	VISIBILITY STATUTE MILES															
	≥10	≥6	≥5	≥4	≥3	≥2½	≥2	≥1¾	≥1½	≥1¼	≥1	≥¾	≥½	≥¼	<¼
NO CEILING	44.0	45.1	45.3	46.1	46.7	47.3	47.7	47.9	48.1	49.2	49.8	49.8	52.3	53.1	56.2	56.8
≥ 20000	47.1	48.2	48.4	49.2	49.8	50.4	50.8	51.0	51.2	52.9	53.5	53.5	56.0	56.8	59.9	60.5
≥ 8000	49.8	51.2	51.4	52.1	52.7	53.3	53.7	53.9	54.1	55.8	56.4	56.4	58.9	59.7	62.8	63.4
≥ 6000	49.8	51.2	51.4	52.1	52.7	53.3	53.7	53.9	54.1	55.8	56.4	56.4	58.9	59.7	62.8	63.4
≥ 4000	49.8	51.8	51.9	52.7	53.3	53.9	54.3	54.5	54.7	56.4	57.0	57.0	59.5	60.3	63.4	64.0
≥ 2000	52.9	55.3	55.4	56.2	56.8	57.4	57.8	58.0	58.2	59.9	60.5	60.5	63.0	63.8	66.9	67.5
≥ 10000	56.4	58.8	58.9	59.7	60.5	61.1	61.5	61.7	61.9	63.6	64.2	64.4	67.3	68.1	71.2	71.8
≥ 9000	58.6	61.1	61.3	62.1	62.8	63.4	63.8	64.0	64.2	66.0	66.5	66.7	69.6	70.4	73.5	74.1
≥ 8000	65.2	67.7	67.9	68.7	69.5	70.0	70.4	70.6	70.8	72.6	73.2	73.3	76.3	77.0	80.2	80.7
≥ 7000	67.3	69.8	70.4	71.2	72.0	72.6	73.0	73.2	73.3	75.1	75.7	75.9	78.8	79.6	82.7	83.3
≥ 6000	67.3	70.0	70.8	71.6	72.4	73.0	73.3	73.5	73.7	75.5	76.1	76.3	79.2	80.0	83.1	83.7
≥ 5000	67.9	71.2	72.0	72.8	73.5	74.1	74.5	74.7	74.9	76.7	77.2	77.4	80.4	81.1	84.2	84.8
≥ 4500	67.9	71.6	72.4	73.3	74.1	74.7	75.1	75.3	75.5	77.2	77.8	78.0	80.9	81.7	84.8	85.4
≥ 4000	69.1	72.8	73.7	74.9	76.1	76.8	77.2	77.6	77.8	79.6	80.2	80.4	83.3	84.0	87.2	87.7
≥ 3500	69.6	74.5	75.5	76.8	78.2	79.0	79.4	79.8	80.0	81.7	82.3	82.5	85.4	86.2	89.3	89.9
≥ 3000	70.2	75.5	76.8	78.2	80.2	80.9	81.3	81.9	82.1	83.9	84.4	84.6	87.5	88.3	91.4	92.0
≥ 2500	70.2	75.9	78.0	80.4	82.7	83.5	83.9	84.4	84.6	86.4	87.0	87.2	90.1	90.9	94.0	94.6
≥ 2000	70.2	75.9	78.2	80.7	83.5	84.2	85.0	85.6	85.8	87.5	88.1	88.3	91.2	92.0	95.1	95.7
≥ 1800	70.2	75.9	78.2	80.7	83.5	84.2	85.0	85.6	85.8	87.5	88.1	88.3	91.2	92.0	95.1	95.7
≥ 1500	70.2	76.3	78.6	81.3	85.0	85.8	86.6	87.4	87.5	89.5	90.1	90.3	93.2	94.0	97.1	97.7
≥ 1200	70.2	76.3	78.6	81.3	85.0	85.8	86.6	87.4	87.5	89.5	90.1	90.3	93.2	94.0	97.1	97.7
≥ 1000	70.2	76.3	78.6	81.3	85.0	86.0	86.8	87.5	87.9	90.3	90.9	91.1	94.0	94.7	97.9	98.4
≥ 900	70.2	76.3	78.6	81.3	85.0	86.0	86.8	87.5	87.9	90.3	90.9	91.1	94.3	94.7	97.9	98.4
≥ 800	70.2	76.3	78.6	81.3	85.0	86.0	86.8	87.5	87.9	90.7	91.2	91.4	94.4	95.1	98.2	98.8
≥ 700	70.2	76.3	78.8	81.5	85.2	86.2	87.0	87.9	88.3	91.2	91.8	92.0	94.9	95.7	98.8	99.4
≥ 600	70.2	76.3	78.8	81.5	85.4	86.4	87.2	88.1	88.5	91.4	92.0	92.2	95.1	95.9	99.0	99.6
≥ 500	70.2	76.3	78.8	81.5	85.4	86.4	87.2	88.1	88.5	91.6	92.2	92.4	95.3	96.1	99.2	99.8
≥ 400	70.2	76.3	78.8	81.5	85.4	86.4	87.4	88.3	88.7	91.8	92.4	92.6	95.5	96.3	99.4	100.0
≥ 300	70.2	76.3	78.8	81.5	85.4	86.4	87.4	88.3	88.7	91.8	92.4	92.6	95.5	96.3	99.4	100.0
≥ 200	70.2	76.3	78.8	81.5	85.4	86.4	87.4	88.3	88.7	91.8	92.4	92.6	95.5	96.3	99.4	100.0
≥ 100	70.2	76.3	78.8	81.5	85.4	86.4	87.4	88.3	88.7	91.8	92.4	92.6	95.5	96.3	99.4	100.0
0	70.2	76.3	78.8	81.5	85.4	86.4	87.4	88.3	88.7	91.8	92.4	92.6	95.5	96.3	99.4	100.0

TOTAL NUMBER OF OBSERVATIONS 518

GLOBAL CLIMATOLOGY BRANCH
USAFETAC
AIR WEATHER SERVICE/MAC

CEILING VERSUS VISIBILITY

7C2615 (STATION) FT WAINWRIGHT AAF AK (STATION NAME) 78-83 (YEARS) JAN (MONTH)

PERCENTAGE FREQUENCY OF OCCURRENCE
(FROM HOURLY OBSERVATIONS)

1800-2000 (GMT)

CEILING FEET	VISIBILITY STATUTE MILES															
	≥10	≥6	≥5	≥4	≥3	≥2½	≥2	≥1¾	≥1½	≥1¼	≥1	≥¾	≥½	≥¼	≥0
NO CEILING	41.9	46.1	46.7	47.8	48.6	49.2	49.8	51.0	51.4	53.5	54.3	54.5	57.3	57.3	59.6	59.6
≥ 20000	43.1	47.2	47.8	49.0	49.8	50.4	51.0	52.2	52.6	54.7	55.5	55.7	58.5	58.5	60.8	60.8
≥ 18000	46.7	51.0	51.6	52.8	53.5	54.1	54.7	55.9	56.3	58.5	59.3	59.4	62.2	62.2	64.6	64.6
≥ 16000	46.7	51.0	51.6	52.8	53.5	54.1	54.7	55.9	56.3	58.5	59.3	59.4	62.2	62.2	64.6	64.6
≥ 14000	47.0	51.6	52.2	53.3	54.1	54.7	55.3	56.5	56.9	59.1	59.8	60.0	62.8	62.8	65.2	65.2
≥ 12000	50.6	55.3	55.9	57.1	57.9	58.5	59.1	60.2	60.6	62.8	63.6	63.8	66.5	66.5	68.9	68.9
≥ 10000	55.7	61.0	61.8	63.0	63.8	64.4	65.0	66.1	66.5	68.7	69.5	69.7	73.0	73.0	75.4	75.4
≥ 9000	56.5	62.0	62.8	64.0	64.8	65.4	65.9	67.1	67.5	69.7	70.5	70.7	74.0	74.0	76.4	76.4
≥ 8000	61.0	66.9	67.7	68.9	69.7	70.3	70.9	72.0	72.4	74.6	75.4	75.6	78.9	78.9	81.3	81.3
≥ 7000	62.6	69.1	69.9	71.1	71.9	72.4	73.0	74.2	74.6	76.8	77.6	77.8	81.1	81.1	83.5	83.5
≥ 6000	62.6	69.9	70.9	72.0	72.8	73.4	74.0	75.2	75.6	77.8	78.5	78.7	82.1	82.1	84.4	84.4
≥ 5000	63.6	71.3	72.2	73.4	74.2	74.8	75.4	76.6	77.0	79.1	79.9	80.1	83.5	83.5	85.8	85.8
≥ 4500	63.8	71.5	72.4	73.6	74.4	75.0	75.6	76.8	77.2	79.3	80.1	80.3	83.7	83.7	86.0	86.0
≥ 4000	65.4	73.4	75.2	76.4	77.6	78.1	78.7	79.9	80.3	82.5	83.3	83.5	86.8	86.8	89.2	89.2
≥ 3500	65.7	74.0	75.8	77.0	78.7	79.3	79.9	81.1	81.5	83.7	84.4	84.6	88.0	88.0	90.4	90.4
≥ 3000	65.7	74.2	76.0	77.8	79.7	80.5	81.1	82.3	82.7	84.8	85.6	85.8	89.2	89.2	91.5	91.5
≥ 2500	65.9	75.4	77.6	79.5	81.9	82.7	83.5	84.6	85.0	87.2	88.0	88.2	91.5	91.5	93.9	93.9
≥ 2000	65.9	75.6	78.3	80.5	83.5	84.6	85.8	87.0	87.4	89.8	90.6	90.7	94.1	94.1	96.5	96.5
≥ 1800	65.9	75.6	78.3	80.5	83.5	84.6	85.8	87.0	87.4	89.8	90.6	90.7	94.1	94.1	96.5	96.5
≥ 1500	66.1	76.0	78.7	80.9	83.9	85.4	87.0	88.4	88.8	91.1	91.9	92.1	95.5	95.5	97.8	97.8
≥ 1200	66.1	76.0	78.7	80.9	83.9	85.4	87.0	88.4	88.8	91.1	91.9	92.1	95.5	95.5	97.8	97.8
≥ 1000	66.3	76.2	78.9	81.1	84.1	85.8	87.4	88.8	89.2	91.5	92.3	92.5	95.9	95.9	98.2	98.2
≥ 900	66.3	76.2	78.9	81.1	84.1	85.8	87.4	88.8	89.2	91.7	92.7	92.9	96.3	96.3	98.6	98.6
≥ 800	66.3	76.2	78.9	81.1	84.1	85.8	87.4	88.8	89.2	92.1	93.1	93.3	96.7	96.7	99.0	99.0
≥ 700	66.5	76.8	79.5	81.7	84.6	86.4	88.0	89.4	89.8	92.7	93.7	93.9	97.2	97.2	99.6	99.6
≥ 600	66.5	76.8	79.5	81.7	84.6	86.4	88.0	89.4	89.8	92.7	93.7	93.9	97.2	97.2	99.6	99.6
≥ 500	66.5	76.8	79.5	81.7	84.6	86.4	88.0	89.4	89.8	92.7	93.7	93.9	97.2	97.2	99.6	99.6
≥ 400	66.5	76.8	79.5	81.7	84.6	86.4	88.0	89.4	89.8	92.7	93.7	93.9	97.2	97.2	99.6	99.6
≥ 300	66.5	76.8	79.5	81.7	84.6	86.4	88.0	89.4	89.8	92.7	93.7	93.9	97.2	97.2	99.6	99.6
≥ 200	66.5	76.8	79.5	81.7	84.6	86.4	88.0	89.4	89.8	92.7	93.7	93.9	97.2	97.2	99.6	99.6
≥ 100	66.5	76.8	79.5	81.7	84.6	86.4	88.0	89.4	89.8	92.7	93.9	94.1	97.4	97.4	99.8	99.8
≥ 0	66.5	76.8	79.5	81.7	84.6	86.4	88.0	89.4	89.8	92.7	93.9	94.1	97.4	97.4	100.0	100.0

TOTAL NUMBER OF OBSERVATIONS 508

USAF ETAC FORM NO. 0-14-5 (OL A) PREVIOUS EDITIONS OF THIS FORM ARE OBSOLETE

GLOBAL CLIMATOLOGY BRANCH
USAFETAC
AIR WEATHER SERVICE/MAC

CEILING VERSUS VISIBILITY

702615 (STATION) FT WAINWRIGHT AAF AK (STATION NAME) 79-83 (YEARS) JAN (MONTH)

PERCENTAGE FREQUENCY OF OCCURRENCE
(FROM HOURLY OBSERVATIONS)

2100-2300

CEILING FEET	VISIBILITY STATUTE MILES															
	≥10	≥6	≥5	≥4	≥3	≥2½	≥2	≥1¾	≥1½	≥1	≥¾	≥½	≥¼	≥0		
NO CEILING	43.0	49.6	49.6	51.1	52.6	52.6	52.6	53.3	54.1	56.3	58.5	59.3	63.0	63.7	65.2	65.2
≥ 20000	43.7	50.4	50.4	51.9	53.3	53.3	53.3	54.1	54.8	57.0	59.3	60.0	63.7	64.4	65.9	65.9
≥ 18000	48.1	54.8	54.8	56.3	57.8	57.8	57.8	58.5	59.3	61.5	63.7	64.4	68.1	68.9	70.4	70.4
≥ 16000	48.1	54.8	54.8	56.3	57.8	57.8	57.8	58.5	59.3	61.5	63.7	64.4	68.1	68.9	70.4	70.4
≥ 14000	48.9	55.6	55.6	57.0	58.5	58.5	58.5	59.3	60.0	62.2	64.4	65.2	68.9	69.6	71.1	71.1
≥ 12000	51.1	57.8	57.8	59.3	60.7	60.7	60.7	61.5	62.2	64.4	66.7	67.4	71.1	71.9	73.3	73.3
≥ 10000	57.0	64.4	64.4	65.9	67.4	67.4	67.4	68.1	68.9	71.1	73.3	74.1	78.5	79.3	80.7	80.7
≥ 9000	57.0	65.2	65.2	66.7	68.1	68.1	68.1	68.9	69.6	71.9	74.1	74.8	79.3	80.0	81.5	81.5
≥ 8000	61.5	70.4	70.4	71.9	73.3	73.3	73.3	74.1	74.8	77.0	79.3	80.0	84.4	85.2	86.7	86.7
≥ 7000	64.4	73.3	73.3	74.8	76.3	76.3	76.3	77.0	77.8	80.0	82.2	83.0	87.4	88.1	89.6	89.6
≥ 6000	64.4	73.3	73.3	74.8	76.3	76.3	76.3	77.0	77.8	80.0	82.2	83.0	87.4	88.1	89.6	89.6
≥ 5000	65.2	74.1	74.8	76.3	77.8	77.8	77.8	78.5	79.3	81.5	83.7	84.4	88.9	89.6	91.1	91.1
≥ 4500	65.9	74.8	75.6	77.0	78.5	78.5	78.5	79.3	80.0	82.2	84.4	85.2	89.6	90.4	91.9	91.9
≥ 4000	65.9	74.8	75.6	77.0	78.5	78.5	78.5	79.3	80.0	82.2	84.4	85.2	89.6	90.4	91.9	91.9
≥ 3500	66.7	75.6	76.3	77.8	79.3	79.3	79.3	80.0	80.7	83.0	85.2	85.9	90.4	91.1	92.6	92.6
≥ 3000	66.7	75.6	76.3	77.8	80.0	80.0	80.0	80.7	81.5	83.7	85.9	86.7	91.1	91.9	93.3	93.3
≥ 2500	66.7	75.6	76.3	77.8	80.0	80.0	80.0	80.7	81.5	83.7	85.9	86.7	91.1	91.9	93.3	93.3
≥ 2000	66.7	76.3	77.8	80.0	83.0	83.0	84.4	85.2	85.9	88.1	90.4	91.1	95.6	96.3	97.8	97.8
≥ 1800	66.7	76.3	77.8	80.0	83.0	83.0	84.4	85.2	85.9	88.1	90.4	91.1	95.6	96.3	97.8	97.8
≥ 1500	66.7	77.0	78.5	80.7	83.7	83.7	85.2	85.9	86.7	88.9	91.1	91.9	96.3	97.0	98.5	98.5
≥ 1200	66.7	77.0	78.5	80.7	83.7	83.7	85.2	85.9	86.7	88.9	91.1	91.9	96.3	97.0	98.5	98.5
≥ 1000	66.7	77.0	78.5	80.7	83.7	83.7	85.2	85.9	86.7	88.9	91.1	91.9	96.3	97.0	98.5	98.5
≥ 900	66.7	77.0	78.5	80.7	83.7	83.7	85.2	85.9	86.7	88.9	91.9	92.6	97.0	97.8	99.3	99.3
≥ 800	66.7	77.0	78.5	80.7	83.7	83.7	85.2	85.9	86.7	89.6	92.6	93.3	97.8	98.5	100.0	100.0
≥ 700	66.7	77.0	78.5	80.7	83.7	83.7	85.2	85.9	86.7	89.6	92.6	93.3	97.8	98.5	100.0	100.0
≥ 600	66.7	77.0	78.5	80.7	83.7	83.7	85.2	85.9	86.7	89.6	92.6	93.3	97.8	98.5	100.0	100.0
≥ 500	66.7	77.0	78.5	80.7	83.7	83.7	85.2	85.9	86.7	89.6	92.6	93.3	97.8	98.5	100.0	100.0
≥ 400	66.7	77.0	78.5	80.7	83.7	83.7	85.2	85.9	86.7	89.6	92.6	93.3	97.8	98.5	100.0	100.0
≥ 300	66.7	77.0	78.5	80.7	83.7	83.7	85.2	85.9	86.7	89.6	92.6	93.3	97.8	98.5	100.0	100.0
≥ 200	66.7	77.0	78.5	80.7	83.7	83.7	85.2	85.9	86.7	89.6	92.6	93.3	97.8	98.5	100.0	100.0
≥ 100	66.7	77.0	78.5	80.7	83.7	83.7	85.2	85.9	86.7	89.6	92.6	93.3	97.8	98.5	100.0	100.0
≥ 0	66.7	77.0	78.5	80.7	83.7	83.7	85.2	85.9	86.7	89.6	92.6	93.3	97.8	98.5	100.0	100.0

TOTAL NUMBER OF OBSERVATIONS 135

USAF ETAC FORM 0-14-5 (OL A) PREVIOUS EDITIONS OF THIS FORM ARE OBSOLETE

GLOBAL CLIMATOLOGY BRANCH
USAFETAC
AIR WEATHER SERVICE/MAC

CEILING VERSUS VISIBILITY

702615 (STATION) FT WAINWRIGHT AAF AK (STATION NAME) 78-83 (YEARS) JAN (MONTH)

PERCENTAGE FREQUENCY OF OCCURRENCE
(FROM HOURLY OBSERVATIONS)

ALL (HOUR)

CEILING FEET	VISIBILITY STATUTE MILES															
	≥10	≥6	≥5	≥4	≥3	≥2½	≥2	≥1¾	≥1½	≥1¼	≥1	≥¾	≥5/8	≥½	≥¼
NO CEILING	40.0	44.0	44.9	45.8	47.1	47.5	48.0	48.5	48.7	50.2	51.2	51.4	54.3	54.8	57.3	57.8
≥ 20000	42.0	46.0	46.8	47.8	49.1	49.5	50.0	50.5	50.7	52.3	53.3	53.5	56.5	57.0	59.5	60.1
≥ 18000	46.1	50.4	51.2	52.2	53.4	53.9	54.3	54.9	55.1	56.7	57.6	57.8	60.9	61.4	63.9	64.5
≥ 16000	46.5	50.8	51.6	52.6	53.8	54.2	54.7	55.3	55.5	57.1	58.0	58.2	61.3	61.8	64.3	64.9
≥ 14000	47.4	51.9	52.8	53.7	55.0	55.4	56.0	56.5	56.7	58.3	59.2	59.4	62.5	63.0	65.5	66.1
≥ 12000	49.4	54.0	54.8	55.8	57.0	57.5	58.0	58.5	58.7	60.3	61.3	61.4	64.5	65.0	67.5	68.2
≥ 10000	54.5	59.3	60.2	61.2	62.5	63.0	63.5	64.0	64.2	65.8	66.8	67.0	70.3	70.8	73.2	73.9
≥ 9000	56.2	61.1	62.0	63.0	64.3	64.7	65.3	65.8	66.0	67.6	68.6	68.8	72.1	72.6	75.1	75.7
≥ 8000	61.9	67.3	68.3	69.3	70.6	71.0	71.6	72.1	72.3	73.9	74.9	75.1	78.4	78.9	81.3	82.0
≥ 7000	63.5	69.3	70.3	71.3	72.7	73.1	73.7	74.2	74.4	76.1	77.0	77.2	80.5	81.0	83.5	84.1
≥ 6000	63.7	69.7	70.8	71.9	73.3	73.7	74.3	74.8	75.0	76.6	77.6	77.8	81.1	81.6	84.1	84.7
≥ 5000	64.2	70.7	71.8	72.9	74.3	74.7	75.3	75.8	76.0	77.6	78.6	78.8	82.1	82.6	85.0	85.7
≥ 4500	64.3	70.9	72.0	73.1	74.5	74.9	75.5	76.0	76.2	77.8	78.8	79.0	82.3	82.8	85.3	85.9
≥ 4000	65.4	72.2	73.6	75.0	76.7	77.2	77.7	78.3	78.5	80.1	81.1	81.3	84.6	85.0	87.5	88.2
≥ 3500	65.7	72.8	74.1	75.6	77.5	78.0	78.5	79.1	79.3	80.9	81.9	82.1	85.4	85.9	88.3	89.0
≥ 3000	66.2	73.9	75.5	77.1	79.6	80.1	80.7	81.3	81.5	83.2	84.1	84.3	87.6	88.1	90.6	91.2
≥ 2500	66.7	75.3	77.3	79.4	82.2	82.8	83.5	84.1	84.3	86.0	86.9	87.1	90.4	90.9	93.4	94.0
≥ 2000	66.7	75.7	78.0	80.2	83.3	84.3	85.5	86.2	86.4	88.1	89.1	89.3	92.6	93.1	95.6	96.2
≥ 1800	66.7	75.7	78.1	80.3	83.4	84.5	85.6	86.4	86.6	88.3	89.3	89.5	92.8	93.2	95.7	96.4
≥ 1500	66.8	76.1	78.5	80.8	84.5	85.6	86.9	87.8	88.0	89.8	90.7	90.9	94.2	94.7	97.2	97.9
≥ 1200	67.0	76.2	78.6	80.9	84.6	85.7	87.0	87.9	88.2	89.9	90.9	91.1	94.4	94.9	97.3	98.0
≥ 1000	67.0	76.3	78.7	81.0	84.7	86.0	87.5	88.4	88.7	90.6	91.6	91.8	95.1	95.6	98.1	98.8
≥ 900	67.0	76.3	78.7	81.0	84.7	86.0	87.5	88.4	88.7	90.7	91.7	91.9	95.2	95.7	98.2	98.9
≥ 800	67.0	76.3	78.7	81.0	84.7	86.0	87.5	88.5	88.8	90.9	91.9	92.2	95.4	95.9	98.4	99.1
≥ 700	67.1	76.5	79.0	81.3	85.0	86.3	87.8	88.8	89.0	91.2	92.3	92.5	95.8	96.3	98.7	99.4
≥ 600	67.1	76.5	79.0	81.3	85.2	86.4	88.0	88.9	89.2	91.4	92.4	92.6	95.9	96.4	98.9	99.6
≥ 500	67.1	76.6	79.0	81.4	85.2	86.5	88.0	89.0	89.3	91.5	92.5	92.8	96.0	96.5	99.0	99.7
≥ 400	67.1	76.6	79.1	81.4	85.3	86.6	88.2	89.1	89.4	91.6	92.7	92.9	96.2	96.7	99.2	99.9
≥ 300	67.1	76.6	79.1	81.4	85.3	86.6	88.2	89.1	89.4	91.6	92.7	92.9	96.2	96.7	99.2	99.9
≥ 200	67.1	76.6	79.1	81.4	85.3	86.6	88.2	89.1	89.4	91.6	92.7	92.9	96.2	96.7	99.2	99.9
≥ 100	67.1	76.6	79.1	81.4	85.3	86.7	88.2	89.2	89.5	91.7	92.8	93.0	96.3	96.8	99.3	100.0
≥ 0	67.1	76.6	79.1	81.4	85.3	86.7	88.2	89.2	89.5	91.7	92.8	93.0	96.3	96.8	99.3	100.0

TOTAL NUMBER OF OBSERVATIONS 2856

GLOBAL CLIMATOLOGY BRANCH
USAF ETAC
AIR WEATHER SERVICE/MAC

CEILING VERSUS VISIBILITY

702615 (STATION) FT WAINWRIGHT AAF AK (STATION NAME) 77-83 (YEARS) FEB (MONTH)

PERCENTAGE FREQUENCY OF OCCURRENCE
(FROM HOURLY OBSERVATIONS)

0300-0500 (HOUR)

CEILING FEET	VISIBILITY STATUTE MILES															
	≥10	≥6	≥5	≥4	≥3	≥2½	≥2	≥1¾	≥1½	≥1¼	≥1	≥¾	≥½	≥¼	≥0
NO CEILING	34.1	38.4	40.6	40.6	43.5	47.1	47.1	47.8	47.8	49.3	50.7	53.7	53.7	50.7	52.2	52.2
≥ 20000	36.2	40.6	42.8	42.8	45.7	49.3	49.3	50.0	50.0	51.4	52.9	52.9	52.9	52.9	54.3	54.3
≥ 18000	38.4	43.5	45.7	45.7	48.6	52.2	52.2	52.9	52.9	54.3	55.8	55.8	55.8	55.8	57.2	57.2
≥ 16000	38.4	43.5	45.7	45.7	48.6	52.2	52.2	52.9	52.9	54.3	55.8	55.8	55.8	55.8	57.2	57.2
≥ 14000	39.1	44.9	47.1	47.1	50.0	53.6	53.6	54.3	54.3	55.8	57.2	57.2	57.2	57.2	58.7	58.7
≥ 12000	42.0	47.8	50.0	50.0	52.9	56.5	56.5	57.2	57.2	58.7	60.1	60.1	60.1	60.1	61.6	61.6
≥ 10000	47.1	53.6	55.8	55.8	58.7	62.3	62.3	63.0	63.0	64.5	65.9	65.9	65.9	65.9	67.4	67.4
≥ 9000	49.3	55.8	58.0	58.0	60.9	64.5	64.5	65.2	65.2	66.7	68.1	68.1	68.1	68.1	69.6	69.6
≥ 8000	52.2	59.4	61.6	61.6	64.5	68.1	68.1	68.8	68.8	70.3	71.7	71.7	71.7	71.7	73.2	73.2
≥ 7000	54.3	61.6	63.8	63.8	66.7	70.3	70.3	71.0	71.0	72.5	73.9	73.9	73.9	73.9	75.4	75.4
≥ 6000	55.1	62.3	64.5	64.5	67.4	71.0	71.0	71.7	71.7	73.2	74.6	74.6	74.6	74.6	76.1	76.1
≥ 5000	55.8	64.5	66.7	66.7	72.3	73.9	73.9	74.6	74.6	76.1	77.5	77.5	77.5	77.5	79.0	79.0
≥ 4500	56.5	65.2	67.4	67.4	71.0	74.6	74.6	75.4	75.4	76.8	78.3	78.3	78.3	78.3	79.7	79.7
≥ 4000	59.4	68.8	71.0	71.0	74.6	78.3	78.3	79.0	79.0	80.4	81.9	81.9	81.9	81.9	83.3	83.3
≥ 3500	60.1	69.6	71.7	71.7	75.4	79.0	79.0	79.7	79.7	81.2	82.6	82.6	82.6	82.6	84.1	84.1
≥ 3000	62.3	71.7	74.6	74.6	79.0	82.6	82.6	83.3	83.3	84.8	86.2	86.2	86.2	86.2	87.7	87.7
≥ 2500	63.8	75.4	78.3	78.3	83.3	87.0	87.0	87.7	87.7	89.1	90.6	90.6	90.6	90.6	92.0	92.0
≥ 2000	63.8	76.1	79.0	80.4	86.2	89.9	89.9	90.6	90.6	92.0	93.5	93.5	93.5	93.5	94.9	94.9
≥ 1800	63.8	76.1	79.0	80.4	86.2	89.9	89.9	90.6	90.6	92.0	93.5	93.5	93.5	93.5	94.9	94.9
≥ 1500	63.8	76.8	79.7	81.9	87.7	91.3	92.0	92.8	92.8	94.2	95.7	95.7	95.7	95.7	97.1	97.1
≥ 1200	63.8	76.8	79.7	81.9	87.7	91.3	92.0	92.8	92.8	94.2	95.7	95.7	95.7	95.7	97.1	97.1
≥ 1000	64.5	77.5	80.4	82.6	88.4	92.0	92.8	93.5	93.5	94.9	96.4	96.4	96.4	96.4	97.8	97.8
≥ 900	64.5	77.5	80.4	82.6	88.4	92.0	92.8	93.5	93.5	95.7	97.1	97.1	97.1	97.1	98.6	98.6
≥ 800	64.5	77.5	80.4	82.6	88.4	92.0	92.8	93.5	93.5	95.7	97.1	97.1	97.1	97.1	98.6	98.6
≥ 700	64.5	78.3	81.2	83.3	89.1	92.8	93.5	94.2	94.2	96.4	97.8	97.8	97.8	97.8	99.3	99.3
≥ 600	64.5	78.3	81.2	83.3	89.9	93.5	94.2	94.9	94.9	97.1	98.6	98.6	98.6	98.6	100.0	100.0
≥ 500	64.5	78.3	81.2	83.3	89.9	93.5	94.2	94.9	94.9	97.1	98.6	98.6	98.6	98.6	100.0	100.0
≥ 400	64.5	78.3	81.2	83.3	89.9	93.5	94.2	94.9	94.9	97.1	98.6	98.6	98.6	98.6	100.0	100.0
≥ 300	64.5	78.3	81.2	83.3	89.9	93.5	94.2	94.9	94.9	97.1	98.6	98.6	98.6	98.6	100.0	100.0
≥ 200	64.5	78.3	81.2	83.3	89.9	93.5	94.2	94.9	94.9	97.1	98.6	98.6	98.6	98.6	100.0	100.0
≥ 100	64.5	78.3	81.2	83.3	89.9	93.5	94.2	94.9	94.9	97.1	98.6	98.6	98.6	98.6	100.0	100.0
≥ 0	64.5	78.3	81.2	83.3	89.9	93.5	94.2	94.9	94.9	97.1	98.6	98.6	98.6	98.6	100.0	100.0

TOTAL NUMBER OF OBSERVATIONS 138

GLOBAL CLIMATOLOGY BRANCH
USAFETAC
AIR WEATHER SERVICE/MAC

CEILING VERSUS VISIBILITY

702615 (STATION) FT WAINWRIGHT AAF AK (STATION NAME) 77-83 (YEARS) FEB

PERCENTAGE FREQUENCY OF OCCURRENCE
(FROM HOURLY OBSERVATIONS)

0600-0800

CEILING (FEET)	VISIBILITY (STATUTE MILES) ≥10	≥6	≥5	≥4	≥3	≥2	≥2	≥2	≥1½	≥1	≥¾	≥½	≥½	≥5/16	≥¼	≥0
NO CEILING	35.2	41.6	41.6	42.0	42.7	44.1	44.1	45.6	45.8	46.4	48.5	48.5	50.7	51.1	52.8	53.4
≥ 20000	38.3	43.7	44.7	45.1	46.0	47.4	47.4	48.9	49.1	49.7	51.8	51.8	54.2	54.5	56.3	56.9
≥ 10000	40.6	46.2	47.4	47.8	48.9	50.3	50.3	51.8	52.0	52.6	54.7	54.7	57.1	57.4	59.4	60.0
≥ 8000	41.0	46.6	47.8	48.2	49.3	50.7	50.7	52.2	52.4	53.0	55.1	55.1	57.4	57.8	59.8	60.3
≥ 7000	41.8	48.0	49.1	49.5	51.7	52.0	52.0	53.6	53.8	54.4	56.5	56.5	58.8	59.2	61.1	61.7
≥ 6000	43.7	49.9	51.1	51.5	52.6	54.0	54.0	55.5	55.7	56.5	58.6	58.6	60.9	61.3	63.2	63.8
≥ 5000	48.5	54.9	56.1	56.5	57.6	59.0	59.0	60.5	60.7	61.5	63.6	63.6	66.0	66.3	68.3	68.9
≥ 4500	49.9	56.3	57.4	57.8	59.0	60.3	60.3	61.9	62.1	62.9	65.0	65.0	67.3	67.7	69.6	70.2
≥ 4000	54.9	61.9	63.2	63.6	64.8	66.3	66.3	67.9	68.1	68.9	71.0	71.0	73.3	73.7	75.8	76.4
≥ 3500	57.3	64.6	66.0	66.5	67.7	69.2	69.2	70.8	71.0	71.8	73.9	73.9	76.2	76.6	78.7	79.3
≥ 3000	57.4	64.8	66.2	66.7	67.9	69.4	69.4	71.0	71.2	72.0	74.1	74.1	76.4	76.8	78.9	79.5
≥ 2500	58.6	66.7	68.1	68.7	69.8	71.4	71.4	72.9	73.1	73.9	76.0	76.0	78.3	78.7	80.9	81.4
≥ 2200	59.2	67.3	68.7	69.2	70.6	72.1	72.1	73.7	73.9	74.7	76.8	76.8	79.1	79.5	81.6	82.2
≥ 2000	60.3	68.9	70.2	71.0	72.9	74.5	74.7	76.2	76.4	77.2	79.3	79.3	81.6	82.0	84.1	84.7
≥ 1800	62.7	71.2	72.5	73.3	75.2	76.8	77.0	78.5	78.7	79.5	81.6	81.6	83.9	84.3	86.5	87.0
≥ 1500	63.9	72.9	74.3	75.6	77.8	79.3	79.5	81.0	81.2	82.0	84.1	84.1	86.5	86.8	89.0	89.6
≥ 1000	64.6	75.2	77.6	78.9	81.0	82.6	82.8	84.3	84.5	85.3	87.8	87.8	90.1	90.5	92.6	93.2
≥ 900	65.4	76.8	79.1	80.7	83.2	85.3	85.5	87.0	87.2	88.0	90.5	90.5	92.8	93.2	95.4	95.9
≥ 800	65.4	76.8	79.1	80.7	83.2	85.3	85.5	87.0	87.2	88.0	90.5	90.5	92.8	93.2	95.4	95.9
≥ 700	65.4	77.0	79.9	81.4	83.9	86.3	86.7	88.2	88.4	89.6	92.1	92.1	94.4	94.8	96.9	97.5
≥ 600	65.8	77.4	80.3	81.8	84.5	86.8	87.2	88.8	89.0	90.1	92.6	92.6	95.0	95.4	97.5	98.1
≥ 500	65.8	77.8	80.9	82.4	85.1	87.4	87.8	89.4	89.6	90.7	93.2	93.2	95.6	95.9	98.1	98.6
≥ 400	65.8	77.8	80.9	82.4	85.1	87.4	87.8	89.4	89.6	90.7	93.2	93.2	95.7	96.1	98.5	99.0
≥ 300	66.0	77.9	81.0	82.6	85.3	87.6	88.0	89.6	89.7	90.9	93.4	93.4	95.9	96.3	98.6	99.2
≥ 200	66.0	77.9	81.0	82.6	85.3	87.6	88.0	89.6	89.7	90.9	93.6	93.6	96.1	96.5	98.8	99.4
≥ 100	66.0	77.9	81.0	82.6	85.3	87.6	88.0	89.6	89.9	91.1	93.8	93.8	96.3	96.7	99.0	99.6
≥ 000	66.0	77.9	81.0	82.6	85.3	87.6	88.0	89.6	89.9	91.1	93.8	93.8	96.5	96.9	99.2	99.8
≥ 400	66.0	77.9	81.0	82.6	85.5	87.8	88.2	89.7	90.1	91.3	94.0	94.0	96.7	97.1	99.4	100.0
≥ 300	66.0	77.9	81.0	82.6	85.5	87.8	88.2	89.7	90.1	91.3	94.0	94.0	96.7	97.1	99.4	100.0
≥ 200	66.0	77.9	81.0	82.6	85.5	87.8	88.2	89.7	90.1	91.3	94.0	94.0	96.7	97.1	99.4	100.0
≥ 100	66.1	77.9	81.0	82.6	85.5	87.8	88.2	89.7	90.1	91.3	94.0	94.0	96.7	97.1	99.4	100.0
000	66.0	77.9	81.0	82.6	85.5	87.8	88.2	89.7	90.1	91.3	94.0	94.0	96.7	97.1	99.4	100.0

TOTAL NUMBER OF OBSERVATIONS 517

USAF ETAC 0-14-5 (OL A) PREVIOUS EDITIONS OF THIS FORM ARE OBSOLETE

GLOBAL CLIMATOLOGY BRANCH
USAFETAC
AIR WEATHER SERVICE/MAC

CEILING VERSUS VISIBILITY

7 2615 FT WAINWRIGHT AAF AK 77-82 FEB
STATION STATION NAME YEARS MONTH

PERCENTAGE FREQUENCY OF OCCURRENCE
(FROM HOURLY OBSERVATIONS)

0900-1100
HOUR

CEILING FEET	VISIBILITY STATUTE MILES															
	≥10	≥6	≥5	≥4	≥3	≥2½	≥2	≥1¾	≥1½	≥1¼	≥1	≥⅞	≥¾	≥½	≥¼	≥0
NO CEILING	39.5	42.5	42.7	42.7	43.3	43.7	44.0	44.6	44.6	45.6	47.1	47.3	48.8	49.2	51.0	51.9
≥ 20000	40.6	44.8	45.4	45.8	46.3	46.7	47.1	47.7	47.7	48.7	50.2	50.4	52.3	52.7	54.4	55.4
≥ 18000	43.4	48.3	48.8	49.2	49.8	50.2	50.6	51.2	51.2	52.1	53.7	53.8	55.9	56.2	57.9	58.8
≥ 16000	44.8	49.4	50.0	50.8	51.5	51.9	52.3	52.9	52.9	53.8	55.4	55.6	57.5	57.9	59.6	60.6
≥ 14000	45.9	50.4	51.0	51.7	52.5	52.9	53.3	53.8	53.8	54.8	56.3	56.5	58.5	58.8	60.6	61.5
≥ 12000	50.6	55.2	55.8	56.5	57.3	57.7	58.1	58.7	58.7	59.6	61.2	61.3	63.3	63.7	65.4	66.3
≥ 10000	55.2	59.8	60.4	61.2	61.9	62.3	62.7	63.3	63.3	64.2	65.8	66.0	67.9	68.3	70.0	71.0
≥ 9000	56.7	61.3	61.9	62.7	63.5	63.8	64.2	64.8	64.8	65.8	67.3	67.5	69.4	69.8	71.5	72.5
≥ 8000	61.3	67.1	68.1	68.8	69.6	70.0	70.4	71.0	71.0	71.9	73.5	73.7	75.6	76.0	77.9	78.8
≥ 7000	66.3	72.5	73.7	74.4	75.4	75.8	76.2	76.7	76.7	77.7	79.2	79.4	81.3	81.7	83.7	84.6
≥ 6000	66.5	72.7	73.8	74.6	75.6	76.0	76.3	76.9	76.9	77.9	79.4	79.6	81.5	81.9	83.8	84.8
≥ 5000	67.1	73.5	74.8	75.6	76.5	76.9	77.3	77.9	77.9	78.8	80.4	80.6	82.5	82.9	84.8	85.8
≥ 4500	67.7	74.0	75.6	76.3	77.3	77.7	78.1	78.7	78.7	79.6	81.2	81.3	83.3	83.7	85.6	86.5
≥ 4000	69.8	76.2	77.9	78.7	79.6	80.2	80.6	81.2	81.2	82.1	83.7	83.8	85.8	86.2	88.1	89.0
≥ 3500	70.4	76.9	78.8	79.6	80.6	81.3	81.7	82.3	82.3	83.3	84.8	85.0	86.9	87.3	89.2	90.2
≥ 3000	71.1	77.7	79.6	80.4	81.9	82.7	83.1	83.8	83.8	84.8	86.3	86.5	88.5	88.8	90.9	91.7
≥ 2500	71.2	78.3	80.6	81.7	83.8	85.0	85.6	86.9	86.9	87.9	89.4	89.6	91.5	91.9	93.9	94.8
≥ 2200	71.3	78.8	81.2	82.3	84.8	86.2	86.7	88.1	88.1	89.0	90.6	90.8	92.7	93.1	95.0	96.0
≥ 2000	71.3	78.8	81.2	82.3	84.8	86.2	86.7	88.1	88.1	89.0	90.6	90.8	92.7	93.1	95.0	96.0
≥ 1800	71.3	78.8	81.2	82.3	84.8	86.2	86.7	88.1	88.1	89.2	91.2	91.3	93.3	93.7	95.6	96.5
≥ 1500	71.5	79.0	81.3	82.5	85.0	86.3	86.9	88.3	88.3	89.4	91.3	91.5	93.5	93.8	95.8	96.7
≥ 1000	71.5	79.0	81.3	82.5	85.0	86.3	86.9	88.3	88.3	89.4	91.3	91.5	93.7	94.0	96.0	96.9
≥ 900	71.5	79.0	81.3	82.5	85.0	86.3	86.9	88.3	88.3	89.4	91.3	91.5	93.7	94.0	96.0	96.9
≥ 800	71.9	79.4	81.7	82.9	85.4	86.7	87.3	88.7	88.7	90.0	92.1	92.7	94.8	95.4	97.3	98.3
≥ 700	71.9	79.4	81.7	82.9	85.4	86.7	87.3	88.7	88.7	90.0	92.3	92.9	95.0	95.6	97.5	98.5
≥ 600	71.9	79.6	81.9	83.1	85.6	86.9	87.5	88.8	88.8	90.2	92.5	93.1	95.4	96.0	97.9	98.8
≥ 500	71.9	80.0	82.3	83.7	86.2	87.5	88.1	89.4	89.4	90.8	93.1	93.7	96.0	96.5	98.5	99.4
≥ 400	71.9	80.0	82.3	83.7	86.2	87.5	88.1	89.4	89.4	90.8	93.3	93.8	96.2	96.7	98.8	99.8
≥ 300	71.9	80.0	82.3	83.7	86.2	87.5	88.1	89.4	89.4	90.8	93.3	93.8	96.2	96.7	98.8	99.8
≥ 200	71.9	80.0	82.3	83.7	86.2	87.5	88.1	89.4	89.4	90.8	93.3	93.8	96.2	96.7	98.8	99.8
≥ 100	71.9	80.0	82.3	83.7	86.2	87.5	88.1	89.4	89.4	90.8	93.3	93.8	96.2	96.7	98.8	100.0
≥ 0	71.9	80.0	82.3	83.7	86.2	87.5	88.1	89.4	89.4	90.8	93.3	93.8	96.2	96.7	98.8	100.0

TOTAL NUMBER OF OBSERVATIONS 520

USAF ETAC FORM 0-14-5 (OL A) PREVIOUS EDITIONS OF THIS FORM ARE OBSOLETE

GLOBAL CLIMATOLOGY BRANCH
USAFETAC
AIR WEATHER SERVICE/MAC

CEILING VERSUS VISIBILITY

7 2615 FT WAINWRIGHT AAF AK 77-83 FEB
STATION STATION NAME YEARS MONTH

PERCENTAGE FREQUENCY OF OCCURRENCE
(FROM HOURLY OBSERVATIONS)

1200-1400

CEILING (FEET)	VISIBILITY (STATUTE MILES)															
	≥10	≥6	≥5	≥4	≥3	≥2½	≥2	≥1¾	≥1½	≥1¼	≥1	≥¾	≥½	≥¼	≥0	
CLR	45.6	48.3	49.2	49.2	49.6	49.6	49.6	49.6	49.6	49.8	49.8	50.0	51.9	51.9	52.5	52.7
≥22000	51.3	53.6	54.6	54.6	55.0	55.0	55.0	55.0	55.0	55.2	55.2	55.4	57.3	57.3	57.9	58.0
≥ 8000	53.4	56.5	57.5	57.5	57.9	57.9	57.9	57.9	57.9	58.1	58.2	58.2	60.2	60.2	60.7	60.9
≥ 5000	54.0	57.1	58.2	58.2	59.0	59.0	59.0	59.0	59.0	59.2	59.2	59.4	61.3	61.3	61.9	62.1
≥ 4000	55.2	58.2	59.4	59.4	60.2	60.2	60.2	60.2	60.2	60.3	60.3	60.5	62.5	62.5	63.2	63.2
≥ 3000	60.3	63.4	64.6	64.6	65.3	65.3	65.3	65.3	65.3	65.5	65.5	65.7	67.6	67.6	68.2	68.4
≥ 2500	65.7	68.8	69.9	69.9	70.7	70.7	70.7	70.7	70.7	70.9	70.9	71.1	73.0	73.0	73.6	73.8
≥ 2000	67.6	70.7	71.8	71.8	72.6	72.6	72.6	72.6	72.6	72.8	72.8	73.0	74.9	74.9	75.5	75.7
≥ 1800	73.4	76.4	77.8	77.8	78.5	78.5	78.5	78.5	78.5	76.7	78.7	78.9	80.8	80.9	81.4	81.6
≥ 1500	77.8	81.0	82.4	82.4	83.1	83.1	83.1	83.1	83.1	83.3	83.3	83.5	85.4	85.4	86.0	86.2
≥ 1000	77.8	81.0	82.8	82.8	83.5	83.5	83.5	83.5	83.5	83.7	83.7	83.9	85.8	85.8	86.4	86.6
≥ 900	78.0	81.2	83.0	83.0	83.7	83.7	83.7	83.7	83.7	83.9	83.9	84.1	86.0	86.0	86.6	86.8
≥ 800	78.4	82.0	84.1	84.1	84.9	84.9	84.9	84.9	84.9	85.1	85.1	85.2	87.2	87.2	87.7	87.9
≥ 700	79.9	83.5	85.6	85.8	86.6	86.6	86.6	86.6	86.6	86.8	86.8	87.0	88.9	88.9	89.5	89.7
≥ 600	80.1	84.1	86.2	86.4	87.2	87.2	87.2	87.2	87.4	87.5	87.5	87.7	89.7	89.7	90.2	90.4
≥ 500	80.7	84.9	87.2	87.5	88.9	88.9	89.1	89.1	89.3	89.7	89.7	89.8	91.8	91.8	92.3	92.5
≥ 400	80.7	84.9	87.2	87.5	89.3	89.3	89.5	90.0	90.2	90.6	90.6	90.8	92.7	92.7	93.3	93.5
≥ 300	81.4	86.0	88.5	88.9	90.6	91.0	91.4	92.0	92.1	92.7	92.9	93.1	95.2	95.2	95.8	96.0
≥ 200	81.4	86.0	88.5	88.9	90.6	91.0	91.4	92.0	92.1	92.7	92.9	93.1	95.2	95.2	95.8	96.0
≥ 150	81.4	86.0	88.5	88.9	90.6	91.0	91.4	92.0	92.1	92.9	93.3	93.5	95.6	95.6	96.2	96.4
≥ 100	81.4	86.0	88.5	88.9	90.6	91.0	91.4	92.0	92.1	92.9	93.3	93.5	95.6	95.6	96.2	96.4
≥ 50	81.4	86.0	88.5	88.9	90.6	91.0	91.4	92.0	92.1	92.9	93.3	93.5	95.8	95.8	96.4	96.6
≥ 0	81.4	86.0	88.5	88.9	90.6	91.0	91.4	92.0	92.1	92.9	93.3	93.5	95.8	95.8	96.4	96.6
MISSING	81.4	86.2	88.9	89.3	91.0	91.4	91.8	92.3	92.5	93.3	93.7	93.9	96.4	96.4	96.9	97.1
TOTAL	81.4	86.2	88.9	89.3	91.0	91.4	91.8	92.3	92.5	93.7	94.3	94.4	96.9	96.9	97.5	97.7
	81.6	86.4	89.1	89.5	91.2	91.6	92.0	92.5	92.7	93.9	94.6	94.8	97.3	97.3	97.9	98.1
≥ 30	81.8	86.8	89.5	89.8	91.6	92.0	92.3	92.9	93.1	94.3	95.0	95.2	97.7	97.7	98.5	98.7
≥ 20	81.8	87.0	89.8	90.2	92.0	92.3	92.7	93.3	93.5	94.8	96.2	96.4	98.9	98.9	99.6	99.8
≥ 10	81.8	87.0	89.8	90.2	92.0	92.5	92.9	93.5	93.7	95.0	96.4	96.6	99.0	99.0	99.8	100.0
≥ 0	81.8	87.0	89.8	90.2	92.0	92.5	92.9	93.5	93.7	95.0	96.4	96.6	99.0	99.0	99.8	100.0
MISSING	81.8	87.0	89.8	90.2	92.0	92.5	92.9	93.5	93.7	95.0	96.4	96.6	99.0	99.0	99.8	100.0

TOTAL NUMBER OF OBSERVATIONS 522

USAF ETAC FORM 0-14-5 (OL A) PREVIOUS EDITIONS OF THIS FORM ARE OBSOLETE

GLOBAL CLIMATOLOGY BRANCH
USAFETAC
AIR WEATHER SERVICE/MAC

CEILING VERSUS VISIBILITY

702615 FT WAINWRIGHT AAF AK 77-83 [illegible]

PERCENTAGE FREQUENCY OF OCCURRENCE
(FROM HOURLY OBSERVATIONS)

[illegible]

CEILING FEET	VISIBILITY STATUTE MILES															
	≥10	≥6	≥5	≥4	≥3	≥2	≥1	≥	[illegible]	[illegible]	[illegible]	[illegible]	[illegible]	[illegible]	[illegible]	[illegible]
NO CEILING	51.6	52.5	53.5	53.9	54.1	54.3	54.3	54.5	54.5	54.5	54.7	54.7	55.3	55.3	57.[illegible]	57.2
≥ 20000	54.3	55.3	56.2	56.6	56.8	57.0	57.0	57.2	57.2	57.2	57.4	57.4	58.0	58.0	59.7	59.9
≥ 8000	57.2	58.2	59.1	59.7	60.3	60.5	60.5	60.7	60.7	60.7	60.9	61.9	61.5	61.5	63.2	63.4
≥ 6000	57.2	58.2	59.1	59.7	60.3	60.5	60.5	60.7	60.7	60.7	60.9	60.9	61.5	61.5	63.2	63.4
≥ 4500	58.8	59.7	60.7	61.3	61.9	62.1	62.1	62.3	62.3	62.3	62.5	62.5	63.0	63.0	64.8	65.0
≥ 4000	63.4	64.4	65.4	66.0	66.5	66.7	66.7	66.9	66.9	66.9	67.1	67.1	67.9	67.9	69.6	69.8
≥ 3500	68.5	69.5	70.4	71.0	71.6	71.8	71.8	72.0	72.0	72.0	72.2	72.2	73.1	73.1	74.7	74.9
≥ 3000	73.6	74.6	75.6	76.2	76.7	76.9	76.9	77.1	77.1	77.1	77.3	77.3	78.1	78.1	79.8	80.0
≥ 2500	76.7	77.8	78.8	79.4	80.0	80.2	80.2	80.4	80.4	80.4	80.5	80.5	81.3	81.3	83.1	83.3
≥ 2000	80.4	81.7	82.9	83.5	84.0	84.2	84.2	84.4	84.4	84.4	84.6	84.6	85.4	85.4	87.2	87.4
≥ 1800	80.5	81.9	83.1	83.7	84.2	84.4	84.4	84.6	84.6	84.6	84.8	84.8	85.6	85.6	87.4	87.5
≥ 1500	80.5	81.9	83.1	83.7	84.2	84.4	84.4	84.6	84.6	84.6	84.8	84.8	85.6	85.6	87.4	87.5
≥ 1000	80.9	83.3	84.4	85.0	85.6	85.8	85.8	86.0	86.0	86.0	86.2	86.2	87.0	87.0	88.7	88.9
≥ 900	81.3	83.7	85.2	86.4	87.0	87.2	87.2	87.4	87.4	87.4	87.5	87.5	88.3	88.3	90.1	90.3
≥ 800	82.3	85.6	87.2	88.3	88.9	89.1	89.1	89.3	89.3	89.3	89.5	89.5	90.3	90.3	92.0	92.2
≥ 700	82.5	86.0	87.5	89.1	90.1	90.5	90.5	90.7	90.7	90.7	90.9	91.1	91.1	91.8	93.6	93.8
≥ 600	82.5	86.4	88.3	89.9	91.4	92.0	92.0	92.6	92.6	92.8	93.0	93.0	93.8	93.8	95.5	95.7
≥ 500	82.7	86.6	88.5	90.1	91.6	92.2	92.2	93.0	93.0	93.2	93.4	93.4	94.2	94.2	95.9	96.1
≥ 450	82.7	86.6	88.5	90.1	91.6	92.2	92.2	93.0	93.0	93.2	93.4	93.4	94.2	94.2	95.9	96.1
≥ 400	83.1	87.2	89.1	90.7	92.2	92.8	92.8	93.6	93.6	94.0	94.2	94.2	95.1	95.1	96.9	97.1
≥ 350	83.1	87.5	89.5	91.1	92.6	93.2	93.2	94.0	94.0	94.4	94.6	94.6	95.5	95.5	97.3	97.5
≥ 300	83.1	87.5	89.5	91.1	92.6	93.2	93.2	94.2	94.2	94.6	94.7	94.7	95.7	95.7	97.5	97.7
≥ 250	83.1	87.5	89.5	91.1	92.6	93.2	93.2	94.2	94.2	94.6	94.7	94.7	95.9	95.9	97.7	97.9
≥ 200	83.1	87.5	89.5	91.1	92.6	93.2	93.2	94.4	94.4	94.7	94.9	94.9	96.1	96.1	97.9	98.1
≥ 150	83.1	87.5	89.5	91.1	92.6	93.2	93.2	94.4	94.4	94.9	95.1	95.1	96.3	96.3	98.1	98.2
≥ 100	83.1	87.5	89.5	91.1	92.6	93.2	93.2	94.4	94.4	95.1	95.3	95.3	96.5	96.5	98.2	98.4
≥ 050	83.1	87.5	89.5	91.1	92.6	93.2	93.4	94.6	94.6	95.3	95.7	95.7	96.9	96.9	98.8	99.0
≥ 000	83.1	87.5	89.5	91.1	92.6	93.2	93.4	94.6	94.6	95.3	95.7	95.7	96.9	96.9	98.8	99.0
[illegible]	83.1	87.5	89.7	91.2	93.0	93.6	93.8	94.9	94.9	95.7	96.3	96.3	97.5	97.5	99.4	99.6
[illegible]	83.1	87.5	89.7	91.2	93.0	93.6	93.8	94.9	94.9	95.7	96.3	96.3	97.9	97.9	99.8	100.0
[illegible]	83.1	87.5	89.7	91.2	93.0	93.6	93.8	94.9	94.9	95.7	96.3	96.3	97.9	97.9	99.8	100.0
[illegible]	83.1	87.5	89.7	91.2	93.0	93.6	93.8	94.9	94.9	95.7	96.3	96.3	97.9	97.9	99.8	100.0

TOTAL NUMBER OF OBSERVATIONS 51[illegible]

USAF ETAC FORM 0-14-5 (OL A) PREVIOUS EDITIONS OF THIS FORM ARE OBSOLETE

GLOBAL CLIMATOLOGY BRANCH
USAFETAC
AIR WEATHER SERVICE/MAC

CEILING VERSUS VISIBILITY

7 26 15 STATION | FT WAINWRIGHT AAF AK STATION NAME | 77-83 YEARS | FEB MONTH

PERCENTAGE FREQUENCY OF OCCURRENCE
(FROM HOURLY OBSERVATIONS)

16 Feb 2000

CEILING (FEET)	VISIBILITY STATUTE MILES															
	≥ 10	10	9	8	7	6	5	4	3½	3	2½	2	1½	1¼	1	½
	46.5	52.1	53.5	54.7	55.6	55.6	56.0	56.6	56.6	57.0	57.6	57.6	58.2	58.2	59.4	60.2
	50.1	55.8	57.2	58.8	59.8	59.8	60.2	60.8	60.8	61.2	61.8	61.8	62.4	62.4	63.6	64.4
	51.5	57.6	59.0	60.6	61.6	61.6	62.2	63.0	63.0	63.4	64.0	64.0	64.6	64.6	65.9	66.9
	51.7	57.8	59.2	60.8	62.0	62.0	62.8	63.6	63.6	64.0	64.6	64.6	65.1	65.1	66.5	67.1
	53.5	59.6	61.0	62.6	63.8	63.8	64.6	65.3	65.3	65.7	66.3	66.3	66.9	66.9	68.3	69.9
	56.2	62.4	64.0	65.5	66.7	66.7	67.5	68.3	68.3	68.7	69.3	69.3	69.9	69.9	71.3	71.9
	59.2	66.1	67.7	69.3	70.5	70.5	71.3	72.1	72.1	72.5	73.1	73.1	73.7	73.7	75.1	75.6
	60.4	67.3	68.9	70.5	71.7	71.7	72.5	73.3	73.3	73.7	74.3	74.3	74.9	74.9	76.2	76.8
	65.5	72.7	74.3	75.8	77.0	77.0	77.8	78.6	78.6	79.0	79.6	79.6	80.2	80.2	81.6	82.2
	67.7	75.6	77.6	79.2	80.6	80.6	81.4	82.2	82.2	82.6	83.2	83.2	83.8	83.8	85.1	85.7
	67.9	75.8	77.8	79.4	80.8	80.8	81.6	82.4	82.4	82.8	83.4	83.4	84.0	84.0	85.3	85.9
	68.7	76.6	78.6	80.2	81.6	81.6	82.4	83.2	83.2	83.6	84.2	84.2	84.8	84.8	86.1	86.7
	68.7	76.6	78.6	80.2	81.8	81.8	82.6	83.4	83.4	83.8	84.4	84.4	85.0	85.0	86.3	86.9
	69.3	78.0	80.0	82.0	83.6	83.6	84.4	85.1	85.1	85.5	86.1	86.1	86.7	86.7	88.1	88.7
	69.3	78.6	80.6	83.2	84.8	84.8	85.5	86.3	86.3	86.7	87.3	87.3	87.9	87.9	89.3	89.9
	70.3	80.0	82.0	84.8	86.3	86.3	87.1	87.9	87.9	88.5	89.1	89.1	89.7	89.7	91.1	91.7
	70.7	81.6	83.6	86.5	88.5	88.5	89.3	90.1	90.1	90.7	91.3	91.3	91.9	91.9	93.3	93.9
	71.3	82.4	84.4	87.3	89.3	89.3	90.7	91.5	91.5	92.1	92.7	92.7	93.3	93.3	94.7	95.2
	71.3	82.4	84.4	87.3	89.3	89.3	90.7	91.7	91.7	92.3	92.9	92.9	93.5	93.5	94.9	95.4
	72.1	83.2	85.1	88.1	90.5	90.5	91.9	92.9	92.9	93.5	94.1	94.1	94.7	94.7	96.2	96.6
	72.3	83.6	85.5	88.5	90.9	90.9	92.3	93.3	93.3	93.9	94.5	94.5	95.0	95.0	96.4	97.0
	72.3	84.2	86.1	89.1	91.5	91.5	92.9	93.9	93.9	94.5	95.1	95.0	95.6	95.6	97.0	97.6
	72.3	84.4	86.3	89.3	91.7	91.7	93.1	94.1	94.1	94.7	95.2	95.2	95.8	95.8	97.2	97.8
	72.3	84.4	86.3	89.3	92.1	92.1	93.5	94.7	94.7	95.2	95.8	95.8	96.4	96.4	97.8	98.4
	72.3	84.4	86.3	89.3	92.1	92.1	93.5	94.7	94.7	95.2	95.8	95.8	96.4	96.4	97.8	98.4
	72.3	84.4	86.5	89.5	92.5	92.5	93.9	95.2	95.2	96.4	97.0	97.0	97.6	97.6	99.0	99.6
	72.7	84.8	86.9	89.9	92.9	92.9	94.3	95.6	95.6	96.8	97.4	97.4	98.0	98.0	99.4	100.0
	72.7	84.8	86.9	89.9	92.9	92.9	94.3	95.6	95.6	96.8	97.4	97.4	98.0	98.0	99.4	100.0
	72.7	84.8	86.9	89.9	92.9	92.9	94.3	95.6	95.6	96.8	97.4	97.4	98.0	98.0	99.4	100.0
	72.7	84.8	86.9	89.9	92.9	92.9	94.3	95.6	95.6	96.8	97.4	97.4	98.0	98.0	99.4	100.0
	72.7	84.8	86.9	89.9	92.9	92.9	94.3	95.6	95.6	96.8	97.4	97.4	98.0	98.0	99.4	100.0
	72.7	84.8	86.9	89.9	92.9	92.9	94.3	95.6	95.6	96.8	97.4	97.4	98.0	98.0	99.4	100.0

TOTAL NUMBER OF OBSERVATIONS 505

GLOBAL CLIMATOLOGY BRANCH
USAFETAC
AIR WEATHER SERVICE/MAC

CEILING VERSUS VISIBILITY

703615 STATION | FT WAINWRIGHT AAF AK STATION NAME | 77,79-83 YEARS | FEB MONTH

PERCENTAGE FREQUENCY OF OCCURRENCE
(FROM HOURLY OBSERVATIONS)

2100-2300 LST

CEILING (FEET)	VISIBILITY (STATUTE MILES) ≥10	≥6	≥5	≥4	≥3	≥2½	≥2	≥1¾	≥1½	≥1¼	≥1	≥¾	≥½	≥¼	<¼
NO CEILING	43.4	49.7	51.7	53.1	54.5	54.5	55.2	55.9	56.9	55.9	57.3	57.3	58.7	58.7	61.5	61.5
≥ 25000	46.9	53.1	55.2	57.3	58.7	58.7	59.4	60.1	60.1	60.1	61.5	61.5	62.9	62.9	65.7	65.7
≥ 18000	47.6	55.2	57.3	59.4	60.8	60.8	61.5	62.2	62.2	62.2	63.6	63.6	65.0	65.0	67.8	67.8
≥ 9000	47.6	55.2	57.3	59.4	60.8	60.8	61.5	62.2	62.2	62.2	63.6	63.6	65.0	65.0	67.8	67.8
≥ 7000	50.3	58.0	60.1	62.2	63.6	63.6	64.3	65.0	65.0	65.0	66.4	66.4	67.8	67.8	70.6	70.6
≥ 5000	52.4	60.1	62.2	64.3	65.7	65.7	66.4	67.1	67.1	67.1	68.5	68.5	69.9	69.9	72.7	72.7
≥ 3500	55.9	64.3	66.4	68.5	69.9	69.9	70.6	71.3	71.3	71.3	72.7	72.7	74.1	74.1	76.9	76.9
≥ 3000	55.9	64.3	66.4	68.5	69.9	69.9	70.6	71.3	71.3	71.3	72.7	72.7	74.1	74.1	76.9	76.9
≥ 2500	60.1	68.5	70.6	72.7	74.1	74.1	74.8	75.5	75.5	75.5	76.9	76.9	78.3	78.3	81.1	81.1
≥ 2000	64.3	72.7	75.5	77.6	79.0	79.0	79.7	80.4	80.4	80.4	81.8	81.8	83.2	83.2	86.0	86.0
≥ 1800	64.3	72.7	75.5	77.6	79.0	79.0	79.7	80.4	80.4	80.4	81.8	81.8	83.2	83.2	86.0	86.0
≥ 1500	64.3	72.7	75.5	77.6	79.0	79.0	79.7	80.4	80.4	80.4	81.8	81.8	83.2	83.2	86.0	86.0
≥ 1000	64.3	73.4	76.2	78.3	79.7	79.7	80.4	81.1	81.1	81.1	82.5	82.5	83.9	83.9	86.7	86.7
≥ 800	64.3	73.4	76.2	78.3	79.7	79.7	80.4	81.1	81.1	81.1	82.5	82.5	83.9	83.9	86.7	86.7
≥ 700	65.0	74.1	76.9	79.7	81.1	81.1	81.8	82.5	82.5	82.5	83.9	83.9	85.3	85.3	88.1	88.1
≥ 600	65.1	74.8	77.6	80.4	82.5	82.5	83.2	83.9	83.9	84.6	86.0	86.0	87.4	87.4	90.2	90.2
≥ 500	65.0	76.2	79.1	81.8	83.9	83.9	84.6	85.3	85.3	86.0	87.4	87.4	88.8	88.8	91.6	91.6
≥ 400	67.1	78.3	81.8	84.6	86.7	86.7	87.4	88.1	88.1	88.8	90.2	90.2	91.6	91.6	94.4	94.4
≥ 300	67.1	78.3	81.8	84.6	86.7	86.7	87.4	88.1	88.1	88.8	90.2	90.2	91.6	91.6	94.4	94.4
≥ 200	67.1	78.3	81.8	84.6	86.7	86.7	87.4	88.8	88.8	89.5	90.9	90.9	92.3	92.3	95.1	95.1
≥ 150	67.1	78.3	81.8	84.6	86.7	86.7	87.4	88.8	88.8	89.5	90.9	90.9	92.3	92.3	95.1	95.1
≥ 100	67.8	79.7	83.2	86.0	88.1	88.1	88.8	90.2	90.2	90.9	92.3	92.3	93.7	93.7	96.5	96.5
≥ 50	67.8	79.7	83.2	86.0	88.1	88.1	88.8	90.2	90.2	90.9	92.3	92.3	93.7	93.7	96.5	96.5
≥ 0	67.8	79.7	83.2	86.0	88.8	88.8	89.5	90.9	90.9	91.6	93.0	93.0	94.4	94.4	97.2	97.2
OBS	67.8	79.7	83.2	86.0	88.8	88.8	89.5	90.9	90.9	91.6	93.0	93.0	94.4	94.4	97.2	97.2
TOT	67.8	79.7	83.2	86.0	88.8	88.8	89.5	90.9	90.9	93.0	94.4	94.4	95.8	95.8	98.6	98.6
CIG	68.5	80.4	83.9	86.7	89.5	89.5	90.2	91.6	91.6	93.7	95.1	95.1	96.5	96.5	99.3	99.3
≥ 450	68.5	80.4	83.9	87.4	90.2	90.2	90.9	92.3	92.3	94.4	95.8	95.8	97.2	97.2	100.0	100.0
≥ 400	68.5	80.4	83.9	87.4	90.2	90.2	90.9	92.3	92.3	94.4	95.8	95.8	97.2	97.2	100.0	100.0
≥ 350	68.5	80.4	83.9	87.4	90.2	90.2	90.9	92.3	92.3	94.4	95.8	95.8	97.2	97.2	100.0	100.0
≥ 300	68.5	80.4	83.9	87.4	90.2	90.2	90.9	92.3	92.3	94.4	95.8	95.8	97.2	97.2	100.0	100.0
≥ 250	68.5	80.4	83.9	87.4	90.2	90.2	90.9	92.3	92.3	94.4	95.8	95.8	97.2	97.2	100.0	100.0

TOTAL NUMBER OF OBSERVATIONS 183

GLOBAL CLIMATOLOGY BRANCH
USAFETAC
AIR WEATHER SERVICE/MAC

CEILING VERSUS VISIBILITY

702615 (STATION) FT WAINWRIGHT AAF (STATION NAME) AK 77-83 (YEARS) FEB (MONTH)

PERCENTAGE FREQUENCY OF OCCURRENCE
(FROM HOURLY OBSERVATIONS)

ALL (HOURS)

CEILING (FEET)	VISIBILITY (STATUTE MILES)															
	≥10	≥6	≥5	≥4	≥3	≥2	≥2	≥1	≥1	≥1	≥1	≥1	≥5/8	≥½	≥0
NO CEILING	43.3	46.9	47.9	48.3	49.0	49.6	49.7	50.3	50.4	50.8	51.8	51.8	53.1	53.3	54.9	55.2
≥ 20000	46.3	50.3	51.3	51.9	52.7	53.2	53.4	54.0	54.0	54.5	55.4	55.5	56.9	57.0	58.6	59.0
≥ 18000	48.7	53.0	54.1	54.7	55.6	56.1	56.3	56.9	57.0	57.4	58.4	58.4	59.8	60.0	61.5	62.0
≥ 9000	49.1	53.4	54.5	55.2	56.2	56.8	57.0	57.6	57.7	58.1	59.1	59.1	60.5	60.7	62.2	62.7
≥ 4000	50.4	54.8	56.0	56.7	57.7	58.2	58.4	59.1	59.1	59.6	60.5	60.6	62.0	62.1	63.7	64.1
≥ 3000	54.1	58.6	59.7	60.4	61.5	62.0	62.2	62.9	62.9	63.4	64.3	64.4	65.8	66.0	67.5	68.0
≥ 2500	58.7	63.3	64.5	65.2	66.2	66.8	67.0	67.6	67.7	68.2	69.1	69.2	70.6	70.8	72.3	72.8
≥ 2000	60.2	64.9	66.1	66.8	67.8	68.3	68.6	69.2	69.3	69.7	70.7	70.8	72.2	72.3	73.9	74.3
≥ 1800	65.4	70.5	71.8	72.5	73.5	74.1	74.3	75.0	75.0	75.5	76.4	76.5	77.9	78.1	79.7	80.1
≥ 1500	68.9	74.3	75.8	76.6	77.6	78.2	78.5	79.1	79.1	79.6	80.6	80.6	82.1	82.2	83.8	84.3
≥ 1000	69.0	74.5	76.1	76.8	77.9	78.5	78.7	79.3	79.4	79.9	80.8	80.9	82.3	82.4	84.1	84.5
≥ 800	69.6	75.3	76.9	77.6	78.7	79.3	79.5	80.2	80.2	80.7	81.6	81.7	83.1	83.3	84.9	85.3
≥ 500	70.0	75.9	77.6	78.4	79.6	80.1	80.4	81.0	81.0	81.5	82.5	82.5	84.0	84.1	85.7	86.2
≥ 400	71.1	77.4	79.2	80.2	81.5	82.1	82.3	83.0	83.0	83.5	84.4	84.5	85.9	86.1	87.7	88.1
≥ 300	71.9	78.6	80.4	81.5	82.8	83.5	83.7	84.4	84.4	84.9	85.9	85.9	87.4	87.5	89.1	89.6
≥ 200	72.7	79.6	81.5	82.9	84.6	85.2	85.6	86.2	86.3	86.9	87.9	87.9	89.4	89.5	91.1	91.6
≥ 150	73.0	80.7	83.0	84.4	86.5	87.3	87.6	88.6	88.6	89.3	90.3	90.3	91.8	91.9	93.5	94.0
≥ 100	73.6	81.6	83.9	85.5	87.8	88.7	89.2	90.2	90.3	90.9	92.0	92.1	93.5	93.7	95.3	95.7
≥ 80	73.6	81.6	83.9	85.5	87.8	88.7	89.2	90.2	90.3	91.0	92.0	92.1	93.6	93.7	95.3	95.8
≥ 50	73.8	82.0	84.4	86.0	88.3	89.3	89.9	90.9	91.0	91.8	93.0	93.0	94.5	94.7	96.3	96.7
≥ 20	73.9	82.2	84.6	86.2	88.6	89.6	90.1	91.2	91.3	92.1	93.2	93.3	94.8	95.0	96.6	97.0
≥ 0	74.0	82.5	84.9	86.5	88.9	89.9	90.5	91.5	91.6	92.4	93.6	93.7	95.2	95.4	97.0	97.4
900	74.3	82.5	85.0	86.6	88.9	89.9	90.5	91.6	91.6	92.5	93.7	93.7	95.4	95.5	97.2	97.6
800	74.1	82.7	85.1	86.7	89.2	90.2	90.8	91.9	92.0	92.9	94.1	94.2	95.9	96.1	97.7	98.2
700	74.1	82.7	85.2	86.8	89.2	90.2	90.8	92.0	92.0	93.0	94.3	94.5	96.2	96.3	98.0	98.4
600	74.1	82.8	85.3	86.9	89.4	90.4	91.0	92.2	92.3	93.5	94.8	95.0	96.7	96.9	98.5	99.0
500	74.3	83.0	85.5	87.2	89.7	90.7	91.3	92.5	92.6	93.8	95.2	95.3	97.1	97.2	99.0	99.4
400	74.3	83.0	85.6	87.3	89.8	90.8	91.4	92.6	92.7	94.0	95.5	95.6	97.4	97.6	99.3	99.8
300	74.3	83.0	85.6	87.3	89.9	90.9	91.5	92.7	92.8	94.1	95.6	95.8	97.5	97.7	99.4	99.9
200	74.3	83.0	85.6	87.3	89.9	90.9	91.5	92.7	92.8	94.1	95.6	95.8	97.6	97.8	99.5	100.0
100	74.3	83.0	85.6	87.3	89.9	90.9	91.5	92.7	92.8	94.1	95.6	95.8	97.6	97.8	99.5	100.0
0	74.3	83.0	85.6	87.3	89.9	90.9	91.5	92.7	92.8	94.1	95.6	95.8	97.6	97.8	99.5	100.0

TOTAL NUMBER OF OBSERVATIONS 2859

GLOBAL CLIMATOLOGY BRANCH
USAFETAC
AIR WEATHER SERVICE/MAC

CEILING VERSUS VISIBILITY

7 26 15 STATION | FT WAINWRIGHT AAF AK STATION NAME | 77-78,80-87 YEARS | MAR MONTH

PERCENTAGE FREQUENCY OF OCCURRENCE
(FROM HOURLY OBSERVATIONS)

0100-0500 HOURS

CEILING (FEET)	VISIBILITY STATUTE MILES															
	≥10	≥6	≥5	≥4	≥3	≥2½	≥2	≥1¾	≥1½	≥1¼	≥1	¾	½	≥¼	<¼
NO CEILING	53.3	58.0	58.7	58.7	58.7	58.7	58.7	58.7	58.7	59.3	59.3	59.3	59.3	59.3	59.3	59.3
≥ 20000	58.0	62.7	62.7	63.3	63.3	63.3	63.3	63.3	63.3	64.0	64.0	64.0	64.0	64.0	64.0	64.0
≥ 18000	60.7	64.7	64.7	65.3	65.3	65.3	65.3	65.3	65.3	66.0	66.0	66.0	66.0	66.0	66.0	66.0
≥ 16000	60.7	64.7	64.7	65.3	65.3	65.3	65.3	65.3	65.3	66.0	66.0	66.0	66.0	66.0	66.0	66.0
≥ 14000	61.3	66.0	66.0	66.7	66.7	66.7	66.7	66.7	66.7	67.3	67.3	67.3	67.3	67.3	67.3	67.3
≥ 12000	63.3	68.0	68.0	68.7	68.7	68.7	68.7	68.7	68.7	69.3	69.3	69.3	69.3	69.3	69.3	69.3
≥ 10000	70.7	75.3	75.3	76.0	76.0	76.0	76.0	76.0	76.0	76.7	76.7	76.7	76.7	76.7	76.7	76.7
≥ 9000	72.0	76.7	76.7	77.3	77.3	77.3	77.3	77.3	77.3	78.0	78.0	78.0	78.0	78.0	78.0	78.0
≥ 8000	73.3	78.0	78.0	78.7	78.7	78.7	78.7	78.7	78.7	79.3	79.3	79.3	79.3	79.3	79.3	79.3
≥ 7000	74.7	80.0	80.0	80.7	80.7	80.7	80.7	80.7	80.7	81.3	81.3	81.3	81.3	81.3	81.3	81.3
≥ 6000	74.7	80.0	80.0	80.7	80.7	80.7	80.7	80.7	80.7	81.3	81.3	81.3	81.3	81.3	81.3	81.3
≥ 5000	76.7	82.7	82.7	83.3	83.3	83.3	83.3	83.3	83.3	84.0	84.0	84.0	84.0	84.0	84.0	84.0
≥ 4500	78.0	84.0	84.0	84.7	84.7	84.7	84.7	84.7	84.7	85.3	85.3	85.3	85.3	85.3	85.3	85.3
≥ 4000	80.0	86.7	86.7	88.0	88.0	88.0	88.0	88.0	88.0	88.7	88.7	89.7	88.7	88.7	88.7	88.7
≥ 3500	80.7	87.3	87.3	89.3	89.3	89.3	89.3	89.3	89.3	90.0	90.0	90.0	90.0	90.0	90.0	90.0
≥ 3000	82.0	89.3	89.3	92.0	92.0	92.0	92.0	92.0	92.0	92.7	92.7	92.7	92.7	92.7	92.7	92.7
≥ 2500	83.3	91.3	91.3	94.0	94.7	94.7	94.7	94.7	94.7	95.3	95.3	95.3	95.3	95.3	95.3	95.3
≥ 2000	83.3	92.0	92.7	95.3	96.7	96.7	96.7	96.7	96.7	97.3	97.3	97.3	97.3	97.3	97.3	97.3
≥ 1800	83.3	92.0	92.7	95.3	96.7	96.7	96.7	96.7	96.7	97.3	97.3	97.3	97.3	97.3	97.3	97.3
≥ 1500	83.3	92.0	92.7	95.3	97.3	97.3	97.3	98.0	98.0	98.7	98.7	98.7	98.7	98.7	98.7	98.7
≥ 1200	83.3	92.0	92.7	95.3	97.3	97.3	97.3	98.0	98.0	98.7	98.7	98.7	98.7	98.7	98.7	98.7
≥ 1000	83.3	92.0	92.7	96.0	98.0	98.0	98.0	98.7	98.7	99.3	99.3	99.3	99.3	99.3	99.3	99.3
≥ 900	83.3	92.0	92.7	96.0	98.0	96.0	98.0	98.7	98.7	99.3	99.3	99.3	99.3	99.3	99.3	99.3
≥ 800	83.3	92.0	92.7	96.0	98.0	98.7	98.7	99.3	99.3	100.0	100.0	100.0	100.0	100.0	100.0	100.0
≥ 700	83.3	92.0	92.7	96.0	98.0	98.7	99.7	99.3	99.3	100.0	100.0	100.0	100.0	100.0	100.0	100.0
≥ 600	83.3	92.0	92.7	96.0	98.0	98.7	98.7	99.3	99.3	100.0	100.0	100.0	100.0	100.0	100.0	100.0
≥ 500	83.3	92.0	92.7	96.0	98.0	98.7	98.7	99.3	99.3	100.0	100.0	100.0	100.0	100.0	100.0	100.0
≥ 400	83.3	92.0	92.7	96.0	98.0	98.7	98.7	99.3	99.3	100.0	100.0	100.0	100.0	100.0	100.0	100.0
≥ 300	83.3	92.0	92.7	96.0	98.0	98.7	98.7	99.3	99.3	100.0	100.0	100.0	100.0	100.0	100.0	100.0
≥ 200	83.3	92.0	92.7	96.0	98.0	98.7	98.7	99.3	99.3	100.0	100.0	100.0	100.0	100.0	100.0	100.0
≥ 100	83.3	92.0	92.7	96.0	98.0	98.7	98.7	99.3	99.3	100.0	100.0	100.0	100.0	100.0	100.0	100.0
≥ 0	83.3	92.0	92.7	96.0	98.0	98.7	98.7	99.3	99.3	100.0	100.0	100.0	100.0	100.0	100.0	100.0

TOTAL NUMBER OF OBSERVATIONS 150

GLOBAL CLIMATOLOGY BRANCH
USAFETAC
AIR WEATHER SERVICE/MAC

CEILING VERSUS VISIBILITY

7 2615 FT WAINWRIGHT AAF AK 77-87 MAR
STATION STATION NAME YEARS MONTH

PERCENTAGE FREQUENCY OF OCCURRENCE
(FROM HOURLY OBSERVATIONS)

0600-0800

CEILING (FEET)	VISIBILITY (STATUTE MILES) ≥10	≥6	≥5	≥4	≥3	≥2½	≥2	≥1½	≥1	≥¾	≥½	≥¼	0
CLR	53.2	54.2	54.3	54.3	54.3	54.3	54.3	54.5	54.5	54.8	54.8	54.8	54.8	54.8	54.8	54.8	54.8
2000	58.2	59.2	59.4	59.4	59.4	59.4	59.4	59.5	59.5	59.9	59.9	59.9	59.9	59.9	59.9	59.9	59.9
1800	60.2	61.2	61.3	61.5	61.5	61.5	61.7	61.8	61.8	62.2	62.2	62.2	62.2	62.2	62.2	62.2	62.2
1700	60.2	61.2	61.3	61.5	61.5	61.5	61.7	61.8	61.8	62.2	62.2	62.2	62.2	62.2	62.2	62.2	62.2
1600	61.3	62.3	62.5	62.6	62.6	62.6	62.8	63.0	63.0	63.3	63.3	63.3	63.3	63.3	63.3	63.3	63.3
1500	63.5	64.4	64.6	64.8	64.8	64.8	64.9	65.1	65.1	65.4	65.4	65.4	65.4	65.4	65.4	65.4	65.4
1400	69.3	70.3	70.5	70.6	70.6	70.6	70.8	71.0	71.0	71.5	71.5	71.5	71.5	71.5	71.5	71.6	71.6
1300	71.5	72.4	72.6	72.8	72.8	72.8	72.9	73.1	73.1	73.6	73.6	73.6	73.6	73.6	73.6	73.7	73.7
1200	75.2	76.2	76.3	76.5	76.5	76.5	76.7	76.8	76.8	77.3	77.3	77.3	77.3	77.3	77.3	77.5	77.5
1100	77.7	78.6	78.8	79.0	79.1	79.1	79.4	79.6	79.6	80.1	80.1	80.1	80.1	80.1	80.3	80.3	80.3
1000	78.5	79.4	79.6	79.8	79.9	79.9	80.3	80.4	80.4	80.9	80.9	80.9	80.9	80.9	81.1	81.1	81.1
900	80.3	81.9	82.2	82.4	82.5	82.5	82.9	83.0	83.0	83.5	83.5	83.5	83.5	83.5	83.5	83.7	83.7
800	80.8	82.7	83.0	83.2	83.4	83.4	83.7	83.6	83.8	84.3	84.3	84.3	84.3	84.3	84.3	84.5	84.5
700	82.9	85.0	85.3	85.5	85.6	85.6	86.0	86.1	86.1	86.6	86.6	86.6	86.6	86.6	86.6	86.8	86.8
600	83.5	86.5	86.8	86.9	87.1	87.1	87.4	87.6	87.6	88.1	88.1	88.1	88.1	88.1	88.3	88.3	88.3
500	84.3	87.6	87.9	88.3	88.7	88.7	89.1	89.2	89.2	89.7	89.7	89.7	89.7	89.7	90.2	90.4	90.4
400	85.6	89.9	90.9	91.7	92.3	92.3	92.7	92.8	92.8	93.3	93.3	93.3	93.3	93.3	93.8	94.0	94.0
300	85.8	90.4	91.5	92.5	93.6	94.0	94.6	94.8	94.8	95.3	95.4	95.4	95.4	95.4	95.9	96.1	96.1
250	85.8	90.4	91.5	92.5	94.0	94.3	94.9	95.1	95.1	95.6	95.8	95.8	95.8	95.8	96.2	96.4	96.4
200	86.5	91.2	92.3	93.3	94.8	95.4	96.4	96.6	96.6	97.4	97.6	97.6	97.6	97.6	98.0	98.2	98.2
150	86.5	91.2	92.5	93.6	95.3	95.9	97.1	97.2	97.2	98.0	98.2	98.2	98.2	98.2	98.7	98.9	98.9
100	86.5	91.2	92.5	93.6	95.3	95.9	97.1	97.6	97.6	98.4	98.5	98.5	98.5	98.5	99.0	99.2	99.2
90	86.5	91.2	92.5	93.6	95.3	95.9	97.1	97.6	97.6	98.4	98.5	98.5	98.5	98.5	99.0	99.2	99.2
80	86.5	91.2	92.5	93.6	95.3	96.2	97.4	97.9	97.9	98.7	98.9	98.9	98.9	98.9	99.3	99.5	99.5
70	86.5	91.2	92.5	93.6	95.3	96.2	97.4	97.9	97.9	98.7	98.9	98.9	98.9	98.9	99.3	99.5	99.5
60	86.5	91.2	92.5	93.6	95.3	96.2	97.4	97.9	97.9	98.7	98.9	98.9	98.9	98.9	99.3	99.5	99.5
50	86.5	91.2	92.5	93.6	95.3	96.2	97.4	97.9	97.9	98.7	98.9	98.9	98.9	98.9	99.3	99.5	99.5
40	86.5	91.2	92.5	93.6	95.3	96.2	97.4	97.9	98.0	98.9	99.0	99.0	99.0	99.0	99.5	99.7	99.7
30	86.5	91.2	92.5	93.6	95.3	96.2	97.4	97.9	98.0	98.9	99.0	99.0	99.0	99.0	99.5	99.7	99.7
20	86.5	91.2	92.5	93.6	95.3	96.2	97.4	97.9	98.0	98.9	99.0	99.0	99.0	99.0	99.8	100.0	100.0
10	86.5	91.2	92.5	93.6	95.3	96.2	97.4	97.9	98.0	98.9	99.0	99.0	99.0	99.0	99.8	100.0	100.0
0	86.5	91.2	92.5	93.6	95.3	96.2	97.4	97.9	98.0	98.9	99.0	99.0	99.0	99.0	99.8	100.0	100.0

TOTAL NUMBER OF OBSERVATIONS 613

GLOBAL CLIMATOLOGY BRANCH
USAFETAC
AIR WEATHER SERVICE/MAC

CEILING VERSUS VISIBILITY

7 2615 (STATION) FT WAINWRIGHT AAF AK (STATION NAME) 77-83 (YEARS) MAR (MONTH)

PERCENTAGE FREQUENCY OF OCCURRENCE
(FROM HOURLY OBSERVATIONS)

0900-1100 (LST)

CEILING FEET	VISIBILITY STATUTE MILES															
	≥10	≥6	≥5	≥4	≥3	≥2½	≥2	≥1¾	≥1½	≥1¼	≥1	≥¾	≥5/16	≥¼	≥0
NO CEILING	59.6	60.1	60.1	60.1	60.1	60.1	60.1	60.1	60.1	60.1	60.1	60.1	60.3	60.3	60.6	60.6
≥ 20000	63.7	64.2	64.2	64.3	64.5	64.5	64.5	64.5	64.5	64.7	64.7	64.7	64.8	64.8	65.2	65.2
≥ 8000	67.4	67.9	67.9	68.1	68.2	68.2	68.2	68.2	68.2	68.4	68.4	68.4	68.6	68.6	68.9	68.9
> 6000	67.4	67.9	67.9	68.1	68.2	68.2	68.2	68.2	68.2	68.4	68.4	68.4	68.6	68.6	68.9	68.9
≥ 4000	68.4	68.9	68.9	69.0	69.2	69.2	69.2	69.2	69.2	69.4	69.4	69.4	69.5	69.5	69.9	69.9
> 3000	70.0	70.5	70.5	70.7	70.8	70.8	70.8	70.8	70.8	71.0	71.0	71.0	71.2	71.2	71.5	71.5
≥ 3000	74.4	74.9	74.9	75.0	75.2	75.2	75.2	75.2	75.2	75.4	75.4	75.4	75.5	75.5	75.9	75.9
> 2500	75.2	75.7	75.7	75.9	76.0	76.0	76.0	76.0	76.0	76.2	76.2	76.2	76.3	76.3	76.7	76.7
≥ 2500	79.3	79.7	79.7	80.1	80.2	80.2	80.2	80.2	80.2	80.4	80.4	80.4	80.6	80.6	80.9	80.9
> 2000	81.4	82.0	82.2	82.5	82.6	82.8	82.8	82.8	82.8	83.0	83.0	83.0	83.1	83.1	83.5	83.5
≥ 1800	81.8	82.5	82.7	83.0	83.3	83.3	83.3	83.3	83.3	83.5	83.5	83.5	83.6	83.6	84.0	84.0
> 1500	83.5	84.9	85.1	85.4	85.7	85.7	85.7	85.7	85.7	85.9	85.9	85.9	86.1	86.1	86.4	86.4
≥ 1500	83.6	85.3	85.6	85.9	86.2	86.2	86.2	86.2	86.2	86.4	86.4	86.4	86.5	86.5	86.9	86.9
> 1000	85.7	87.7	88.3	88.8	89.5	89.5	89.5	89.5	89.5	89.6	89.6	89.6	89.8	89.8	90.1	90.1
≥ 1000	86.7	88.7	89.3	90.1	90.8	90.9	90.9	90.9	90.9	91.1	91.1	91.1	91.2	91.2	91.6	91.6
> 800	87.5	90.3	91.1	91.9	93.0	93.4	93.4	93.4	93.4	93.5	93.5	93.5	93.7	93.7	94.0	94.0
≥ 700	88.7	91.9	92.9	93.7	95.0	95.5	95.5	95.5	95.5	95.6	95.6	95.6	95.8	95.8	96.1	96.1
> 600	88.8	92.5	93.8	94.7	95.9	96.4	96.4	96.4	96.4	96.6	96.6	96.6	96.8	96.8	97.1	97.1
≥ 600	88.8	92.5	93.8	94.7	95.9	96.4	96.4	96.4	96.4	96.6	96.6	96.6	96.8	96.8	97.1	97.1
> 500	89.0	92.9	94.3	95.1	97.1	97.7	97.9	97.9	97.9	98.1	98.1	98.1	98.2	98.2	98.5	98.5
≥ 400	89.1	93.2	94.8	95.6	97.6	98.4	98.5	98.5	98.5	98.7	98.7	98.7	99.0	99.0	99.4	99.4
> 300	89.1	93.2	94.8	95.6	97.6	98.4	98.5	98.7	98.7	99.0	99.0	99.0	99.4	99.4	99.7	99.7
≥ 300	89.1	93.2	94.8	95.6	97.6	98.4	98.5	98.7	98.7	99.0	99.0	99.0	99.4	99.4	99.7	99.7
> 200	89.1	93.2	94.8	95.6	97.6	98.4	98.5	98.7	98.7	99.2	99.2	99.2	99.5	99.5	99.8	99.8
≥ 200	89.1	93.2	94.8	95.6	97.6	98.4	98.5	98.7	98.7	99.2	99.2	99.2	99.5	99.5	99.8	99.8
> 100	89.1	93.2	94.8	95.6	97.6	98.5	98.7	98.9	98.9	99.4	99.4	99.4	99.7	99.7	100.0	100.0
≥ 100	89.1	93.2	94.8	95.6	97.6	98.5	98.7	98.9	98.9	99.4	99.4	99.4	99.7	99.7	100.0	100.0
> 0	89.1	93.2	94.8	95.6	97.6	98.5	98.7	98.9	98.9	99.4	99.4	99.4	99.7	99.7	100.0	100.0
	89.1	93.2	94.8	95.6	97.6	98.5	98.7	98.9	98.9	99.4	99.4	99.4	99.7	99.7	100.0	100.0

TOTAL NUMBER OF OBSERVATIONS 617

USAF ETAC FORM 0-14-5 (OL A) PREVIOUS EDITIONS OF THIS FORM ARE OBSOLETE

GLOBAL CLIMATOLOGY BRANCH
USAFETAC
AIR WEATHER SERVICE/MAC

CEILING VERSUS VISIBILITY

702615 (STATION) FT WAINWRIGHT AAF AK (STATION NAME) 77-83 (YEARS) MAR (MONTH)

PERCENTAGE FREQUENCY OF OCCURRENCE
(FROM HOURLY OBSERVATIONS)

1200-1800

CEILING FEET	VISIBILITY STATUTE MILES															
	≥10	≥6	≥5	≥4	≥3	≥2½	≥2	≥1¾	≥1½	≥1¼	≥1	≥¾	≥½	≥¼	<¼
NO CEILING	59.6	60.1	60.1	60.1	60.1	60.1	60.1	60.1	60.1	60.1	60.1	60.1	60.1	60.1	60.1
≥ 20000	66.1	66.9	66.9	66.9	67.0	67.0	67.0	67.0	67.0	67.0	67.0	67.0	67.0	67.0	67.0
≥ 8000	69.2	70.0	70.0	70.0	70.1	70.1	70.1	70.1	70.1	70.1	70.1	70.1	70.1	70.1	70.1
≥ 6000	69.2	70.0	70.0	70.0	70.1	70.1	70.1	70.1	70.1	70.1	70.1	70.1	70.1	70.1	70.1
≥ 4000	69.5	70.3	70.3	70.3	70.5	70.5	70.5	70.5	70.5	70.5	70.5	70.5	70.5	70.5	70.5
≥ 2000	71.1	71.9	71.9	71.9	72.1	72.1	72.1	72.1	72.1	72.1	72.1	72.1	72.1	72.1	72.1
≥ 10000	75.2	76.1	76.3	76.3	76.5	76.5	76.5	76.5	76.5	76.5	76.5	76.5	76.5	76.5	76.5
≥ 9000	76.3	77.3	77.6	77.6	77.8	77.8	77.8	77.8	77.8	77.8	77.8	77.8	77.8	77.8	77.8
≥ 8000	80.7	82.0	82.5	82.6	83.0	83.0	83.0	83.0	83.0	83.0	83.0	83.0	83.0	83.0	83.0
≥ 7000	82.6	84.1	84.6	84.9	85.2	85.2	85.2	85.2	85.2	85.2	85.2	85.2	85.2	85.2	85.2
≥ 6000	83.3	84.7	85.2	85.6	85.9	85.9	85.9	85.9	85.9	85.9	85.9	85.9	85.9	85.9	85.9
≥ 5000	85.1	86.9	87.5	87.8	88.1	88.1	88.1	88.1	88.1	88.1	88.1	88.1	88.1	88.1	88.1
≥ 4500	85.6	87.3	88.0	88.3	88.6	88.6	88.6	88.6	88.6	88.6	88.6	88.6	88.6	88.6	88.6
≥ 4000	88.3	90.3	90.9	91.6	92.0	92.2	92.2	92.2	92.2	92.2	92.2	92.2	92.2	92.2	92.2
≥ 3500	89.1	91.1	91.7	92.4	93.2	93.3	93.3	93.3	93.3	93.3	93.3	93.3	93.3	93.3	93.3
≥ 3000	89.6	91.6	92.5	93.3	94.8	95.0	95.0	95.0	95.0	95.0	95.0	95.0	95.0	95.0	95.0
≥ 2500	91.1	93.5	94.5	95.3	96.8	96.9	96.9	96.9	96.9	96.9	96.9	96.9	96.9	96.9	96.9
≥ 2000	92.0	94.5	95.5	96.3	97.7	98.1	98.2	98.2	98.2	98.2	98.2	98.2	98.2	98.2	98.2
≥ 1800	92.3	94.5	95.5	96.3	97.7	98.1	98.2	98.2	98.2	98.2	98.2	98.2	98.2	98.2	98.2
≥ 1500	92.3	94.5	95.5	96.3	97.7	98.1	98.2	98.2	98.2	98.2	98.4	98.4	98.4	98.4	98.4
≥ 1200	92.2	94.6	95.6	96.4	97.9	98.2	98.5	98.5	98.5	98.5	98.7	98.7	98.7	98.7	98.7
≥ 1000	92.2	94.6	95.6	96.4	97.9	98.2	98.5	98.7	98.7	99.0	99.5	99.5	99.8	99.8	99.8
≥ 900	92.2	94.6	95.6	96.4	97.9	98.2	98.5	98.7	98.7	99.0	99.5	99.5	99.8	99.8	99.8
≥ 800	92.2	94.6	95.6	96.4	97.9	98.2	98.5	98.7	98.7	99.0	99.5	99.5	99.8	99.8	99.8
≥ 700	92.2	94.6	95.6	96.4	97.9	98.2	98.5	98.7	98.7	99.0	99.7	99.7	100.0	100.0	100.0
≥ 600	92.2	94.6	95.6	96.4	97.9	98.2	98.5	98.7	98.7	99.0	99.7	99.7	100.0	100.0	100.0
≥ 500	92.2	94.6	95.6	96.4	97.9	98.2	98.5	98.7	98.7	99.0	99.7	99.7	100.0	100.0	100.0
≥ 400	92.2	94.6	95.6	96.4	97.9	98.2	98.5	98.7	98.7	99.0	99.7	99.7	100.0	100.0	100.0
≥ 300	92.2	94.6	95.6	96.4	97.9	98.2	98.5	98.7	98.7	99.0	99.7	99.7	100.0	100.0	100.0
≥ 200	92.2	94.6	95.6	96.4	97.9	98.2	98.5	98.7	98.7	99.0	99.7	99.7	100.0	100.0	100.0
≥ 100	92.2	94.6	95.6	96.4	97.9	98.2	98.5	98.7	98.7	99.0	99.7	99.7	100.0	100.0	100.0
≥ 0	92.2	94.6	95.6	96.4	97.9	98.2	98.5	98.7	98.7	99.0	99.7	99.7	100.0	100.0	100.0

TOTAL NUMBER OF OBSERVATIONS 616

USAF ETAC FORM 0-14-5 (OL A) PREVIOUS EDITIONS OF THIS FORM ARE OBSOLETE



GLOBAL CLIMATOLOGY BRANCH
USAFETAC
AIR WEATHER SERVICE/MAC

CEILING VERSUS VISIBILITY

702615 STATION | FT WAINWRIGHT AAF AK STATION NAME | 77-83 YEARS | MAR MONTH

PERCENTAGE FREQUENCY OF OCCURRENCE
(FROM HOURLY OBSERVATIONS)

1500-1700 LST

CEILING FEET	VISIBILITY STATUTE MILES ≥10	≥6	≥5	≥4	≥3	≥2½	≥2	2	1¾	1½	1¼	1	¾	½	¼
NO CEILING	57.7	57.9	58.1	58.0	58.0	58.0	58.0	58.0	58.0	58.0	58.0	58.0	58.0	58.0	58.0
≥ 20000	66.3	66.7	66.9	66.8	66.8	66.8	66.8	66.8	66.8	66.8	66.8	66.8	66.8	66.8	66.8
≥ 18000	69.4	69.8	70.1	70.1	70.1	70.1	70.1	70.1	70.1	70.1	70.1	70.1	70.1	70.1	70.1
≥ 6000	69.4	69.8	70.1	70.1	70.1	70.1	70.1	70.1	70.1	70.1	70.1	70.1	70.1	70.1	70.1
≥ 4500	69.6	69.9	70.2	70.2	70.2	70.2	70.2	70.2	70.2	70.2	70.2	70.2	70.2	70.2	70.2
≥ 4000	72.0	72.5	72.8	72.8	72.8	72.8	72.8	72.8	72.8	72.8	72.8	72.8	72.8	72.8	72.8
≥ 3500	75.6	76.6	77.1	77.1	77.1	77.1	77.1	77.1	77.1	77.1	77.1	77.1	77.1	77.1	77.1
≥ 3000	78.2	79.2	79.7	79.8	79.8	79.8	79.8	79.8	79.8	79.8	79.8	79.8	79.8	79.8	79.8
≥ 2500	82.1	83.1	83.6	83.9	83.9	83.9	83.9	83.9	83.9	83.9	83.9	83.9	83.9	83.9	83.9
≥ 2000	84.1	85.5	86.2	86.7	86.7	86.7	86.7	86.7	86.7	86.7	86.7	86.7	86.7	86.7	86.7
≥ 1800	84.7	86.7	87.5	87.8	87.8	87.8	87.8	87.8	87.8	87.8	87.8	87.8	87.8	87.8	87.8
≥ 1500	86.3	88.5	89.1	89.6	89.6	89.6	89.6	89.6	89.6	89.6	89.6	89.6	89.6	89.6	89.6
≥ 1400	86.7	88.8	89.4	89.9	89.9	89.9	89.9	89.9	89.9	89.9	89.9	89.9	89.9	89.9	89.9
≥ 1200	89.4	91.7	92.4	92.8	93.2	93.2	93.2	93.2	93.2	93.2	93.2	93.2	93.2	93.2	93.2
≥ 1000	90.6	92.8	93.7	94.1	94.5	94.5	94.5	94.5	94.5	94.5	94.5	94.5	94.5	94.5	94.5
≥ 900	91.4	93.8	94.6	95.1	96.3	96.4	96.4	96.4	96.4	96.4	96.6	96.9	96.6	96.6	96.6
≥ 800	92.5	95.0	95.8	96.4	97.6	97.7	97.7	97.7	97.7	97.7	97.7	97.7	97.9	97.9	97.9
≥ 700	92.8	95.4	96.3	96.9	98.4	98.5	98.5	98.7	98.7	98.7	98.7	98.7	98.9	98.9	98.9
≥ 600	92.8	95.4	96.3	96.9	98.4	98.5	98.5	98.7	98.7	98.7	98.7	98.7	98.9	98.9	98.9
≥ 500	92.8	95.4	96.3	96.9	98.4	98.5	98.7	98.9	98.9	98.9	98.9	98.9	99.0	99.0	99.0
≥ 400	92.8	95.4	96.3	96.9	98.4	98.5	98.7	98.9	98.9	98.9	98.9	98.9	99.0	99.0	99.0
≥ 300	92.8	95.4	96.3	96.9	98.4	98.5	98.7	98.9	98.9	99.0	99.2	99.2	99.3	99.3	99.3
≥ 200	92.8	95.4	96.3	96.9	98.4	98.5	98.7	98.9	98.9	99.0	99.2	99.2	99.3	99.3	99.3
≥ 100	92.8	95.4	96.3	96.9	98.4	98.5	98.7	99.0	99.0	99.3	99.7	99.7	99.8	99.8	99.8
0	92.8	95.4	96.3	96.9	98.4	98.5	98.7	99.0	99.0	99.3	99.7	99.7	99.8	99.8	99.8

TOTAL NUMBER OF OBSERVATIONS 615

GLOBAL CLIMATOLOGY BRANCH
USAFETAC
AIR WEATHER SERVICE/MAC

CEILING VERSUS VISIBILITY

72615 STATION | FT WAINWRIGHT AAF AK STATION NAME | 77-83 YEARS | MAR MONTH

PERCENTAGE FREQUENCY OF OCCURRENCE
(FROM HOURLY OBSERVATIONS)

1800-2000 HOUR

CEILING FEET	VISIBILITY STATUTE MILES															
	≥10	≥6	≥5	≥4	≥3	≥2½	≥2	≥1¾	≥1½	≥1¼	≥1	≥¾	≥½	≥¼	≥0
NO CEILING	58.1	58.9	58.9	58.9	58.9	58.9	58.9	58.9	58.9	58.9	58.9	58.9	58.9	58.9	58.9
≥ 20000	61.9	62.9	62.9	62.9	62.9	62.9	62.9	62.9	62.9	62.9	62.9	62.9	62.9	62.9	62.9
≥ 18000	65.1	66.1	66.1	66.1	66.1	66.1	66.1	66.1	66.1	66.1	66.1	66.1	66.1	66.1	66.1
≥ 6000	65.4	66.4	66.4	66.4	66.4	66.4	66.4	66.4	66.4	66.4	66.4	66.4	66.4	66.4	66.4
≥ 4000	65.7	66.7	66.7	66.7	66.7	66.7	66.7	66.7	66.7	66.7	66.7	66.7	66.7	66.7	66.7
≥ 2000	68.2	69.2	69.2	69.2	69.2	69.2	69.2	69.2	69.2	69.2	69.2	69.2	69.2	69.2	69.2
≥ 10000	73.0	74.2	74.2	74.2	74.2	74.2	74.2	74.2	74.2	74.2	74.2	74.2	74.2	74.2	74.2
≥ 9000	75.5	76.7	76.7	76.7	76.7	76.8	76.8	76.8	76.8	76.8	76.8	76.8	76.8	76.8	76.8
≥ 8000	79.6	81.0	81.0	81.0	81.0	81.1	81.1	81.1	81.1	81.1	81.1	81.1	81.1	81.1	81.1
≥ 7000	81.6	83.1	83.3	83.3	83.3	83.4	83.4	83.4	83.4	83.4	83.4	83.4	83.4	83.4	83.4
≥ 6000	82.9	84.3	84.4	84.4	84.4	84.6	84.6	84.6	84.6	84.6	84.6	84.6	84.6	84.6	84.6
≥ 5000	84.6	86.1	86.3	86.3	86.3	86.4	86.4	86.4	86.4	86.4	86.4	86.4	86.4	86.4	86.4
≥ 4500	85.6	87.1	87.3	87.3	87.3	87.4	87.4	87.4	87.4	87.4	87.4	87.4	87.4	87.4	87.4
≥ 4000	89.1	90.9	91.4	91.4	91.6	91.7	91.7	91.7	91.7	91.7	91.7	91.7	91.7	91.7	91.7
≥ 3500	89.9	91.7	92.4	92.4	92.5	92.7	92.7	92.7	92.7	92.7	92.7	92.7	92.7	92.7	92.7
≥ 3000	91.2	93.4	94.2	94.2	95.0	95.2	95.4	95.4	95.4	95.4	95.4	95.4	95.4	95.4	95.4
≥ 2500	92.7	94.9	95.9	96.0	97.0	97.4	97.5	97.5	97.5	97.5	97.5	97.5	97.5	97.5	97.5
≥ 2000	93.4	95.5	96.7	96.9	98.2	98.8	99.0	99.0	99.0	99.0	99.0	99.0	99.0	99.0	99.0
≥ 1800	93.4	95.5	96.7	96.9	98.2	98.8	99.0	99.0	99.0	99.0	99.0	99.0	99.0	99.0	99.0
≥ 1500	93.5	95.7	96.9	97.0	98.3	99.2	99.3	99.3	99.3	99.3	99.3	99.3	99.3	99.3	99.3
≥ 1200	93.5	95.7	96.9	97.0	98.3	99.2	99.3	99.5	99.5	99.5	99.5	99.5	99.5	99.5	99.5
≥ 1000	93.5	95.7	96.9	97.0	98.3	99.3	99.5	99.8	99.8	99.8	99.8	99.8	99.8	99.8	99.8
≥ 900	93.5	95.7	96.9	97.0	98.3	99.3	99.5	99.8	99.8	99.8	99.8	99.8	99.8	99.8	99.8
≥ 800	93.5	95.7	96.9	97.0	98.3	99.5	99.7	100.0	100.0	100.0	100.0	100.0	100.0	100.0	100.0
≥ 700	93.5	95.7	96.9	97.0	98.3	99.5	99.7	100.0	100.0	100.0	100.0	100.0	100.0	100.0	100.0
≥ 600	93.5	95.7	96.9	97.0	98.3	99.5	99.7	100.0	100.0	100.0	100.0	100.0	100.0	100.0	100.0
≥ 500	93.5	95.7	96.9	97.0	98.3	99.5	99.7	100.0	100.0	100.0	100.0	100.0	100.0	100.0	100.0
≥ 400	93.5	95.7	96.9	97.0	98.3	99.5	99.7	100.0	100.0	100.0	100.0	100.0	100.0	100.0	100.0
≥ 300	93.5	95.7	96.9	97.0	98.3	99.5	99.7	100.0	100.0	100.0	100.0	100.0	100.0	100.0	100.0
≥ 200	93.5	95.7	96.9	97.0	98.3	99.5	99.7	100.0	100.0	100.0	100.0	100.0	100.0	100.0	100.0
≥ 100	93.5	95.7	96.9	97.0	98.3	99.5	99.7	100.0	100.0	100.0	100.0	100.0	100.0	100.0	100.0
≥	93.5	95.7	96.9	97.0	98.3	99.5	99.7	100.0	100.0	100.0	100.0	100.0	100.0	100.0	100.0

TOTAL NUMBER OF OBSERVATIONS 609

USAF ETAC FORM 0-14-5 (OL A) PREVIOUS EDITIONS OF THIS FORM ARE OBSOLETE

GLOBAL CLIMATOLOGY BRANCH
USAFETAC
AIR WEATHER SERVICE/MAC

CEILING VERSUS VISIBILITY

7726 15 (STATION) FT WAINWRIGHT AAF AK (STATION NAME) 77-79-82 (YEARS) MAR

PERCENTAGE FREQUENCY OF OCCURRENCE
(FROM HOURLY OBSERVATIONS)

2100-2300

CEILING (FEET)	VISIBILITY (STATUTE MILES)																
	≥10	≥6	≥5	≥4	≥3	≥2½	≥2	≥1½	≥1¼	≥1	≥¾	≥½	≥¼	≥0	5/16	≥¼	≥0
NO CEILING	59.0	59.0	59.5	59.5	59.5	59.5	59.5	59.5	59.5	59.5	59.5	59.5	59.5	59.5	59.5	59.5	59.5
≥ 20000	63.0	63.6	64.2	64.2	64.2	64.2	64.2	64.2	64.2	64.2	64.2	64.2	64.2	64.2	64.2	64.2	64.2
≥ 18000	65.9	66.5	67.1	67.1	67.1	67.1	67.1	67.1	67.1	67.1	67.1	67.1	67.1	67.1	67.1	67.1	67.1
≥ 16000	65.9	67.1	67.6	67.6	67.6	67.6	67.6	67.6	67.6	67.6	67.6	67.6	67.6	67.6	67.6	67.6	67.6
≥ 14000	65.9	67.1	67.6	67.6	67.6	67.6	67.6	67.6	67.6	67.6	67.6	67.6	67.6	67.6	67.6	67.6	67.6
≥ 12000	68.2	69.4	69.9	69.9	69.9	69.9	69.9	69.9	69.9	69.9	69.9	69.9	69.9	69.9	69.9	69.9	69.9
≥ 10000	72.3	73.4	74.0	74.0	74.0	74.0	74.0	74.0	74.0	74.0	74.0	74.0	74.0	74.0	74.0	74.0	74.0
≥ 9000	74.0	75.1	75.7	75.7	75.7	75.7	75.7	75.7	75.7	75.7	75.7	75.7	75.7	75.7	75.7	75.7	75.7
≥ 8000	75.7	76.9	77.5	77.5	77.5	77.5	77.5	77.5	77.5	77.5	77.5	77.5	77.5	77.5	77.5	77.5	77.5
≥ 7000	76.9	79.2	79.8	79.8	79.8	79.8	79.8	79.8	79.8	79.8	79.8	79.8	79.8	79.8	79.8	79.8	79.8
≥ 6000	76.9	80.3	80.9	80.9	80.9	80.9	80.9	80.9	80.9	80.9	80.9	80.9	80.9	80.9	80.9	80.9	80.9
≥ 5000	79.2	81.5	82.1	82.1	82.1	82.1	82.1	82.1	82.1	82.1	82.1	82.1	82.1	82.1	82.1	82.1	82.1
≥ 4500	80.3	82.7	83.2	83.2	83.2	83.2	83.2	83.2	83.2	83.2	83.2	83.2	83.2	83.2	83.2	83.2	83.2
≥ 4000	85.0	87.9	88.4	88.4	88.4	88.4	88.4	88.4	88.4	88.4	88.4	88.4	88.4	88.4	88.4	88.4	88.4
≥ 3500	85.0	87.9	89.0	89.0	89.0	89.0	89.0	89.0	89.0	89.0	89.0	89.0	89.0	89.0	89.0	89.0	89.0
≥ 3000	87.9	91.8	91.9	91.9	91.9	91.9	91.9	91.9	91.9	91.9	91.9	91.9	91.9	91.9	91.9	91.9	91.9
≥ 2500	90.2	93.1	94.2	94.8	94.8	95.4	95.4	95.4	95.4	95.4	95.4	95.4	95.4	95.4	95.4	95.4	95.4
≥ 2000	90.8	93.6	94.8	96.0	96.0	96.5	96.5	96.5	96.5	96.5	96.5	96.5	96.5	96.5	96.5	96.5	96.5
≥ 1800	90.8	93.6	94.8	96.0	96.0	96.5	96.5	96.5	96.5	96.5	96.5	96.5	96.5	96.5	96.5	96.5	96.5
≥ 1500	91.3	94.2	95.4	96.5	96.5	97.1	97.1	97.1	97.1	97.1	97.1	97.1	97.1	97.1	97.1	97.1	97.1
≥ 1200	91.3	94.2	96.0	97.1	97.1	97.7	97.7	97.7	97.7	97.7	97.7	97.7	97.7	97.7	97.7	97.7	97.7
≥ 1000	91.3	94.2	96.0	97.1	97.1	97.7	98.8	98.8	98.8	98.8	98.8	98.8	98.8	98.8	98.8	98.8	98.8
≥ 900	91.9	94.8	96.5	97.7	97.7	98.3	99.4	99.4	99.4	99.4	99.4	99.4	99.4	99.4	99.4	99.4	99.4
≥ 800	91.9	94.8	96.5	98.3	98.3	98.8	100.0	100.0	100.0	100.0	100.0	100.0	100.0	100.0	100.0	100.0	100.0
≥ 700	91.9	94.8	96.5	98.3	98.3	98.8	100.0	100.0	100.0	100.0	100.0	100.0	100.0	100.0	100.0	100.0	100.0
≥ 600	91.9	94.8	96.5	98.3	98.3	98.8	100.0	100.0	100.0	100.0	100.0	100.0	100.0	100.0	100.0	100.0	100.0
≥ 500	91.9	94.8	96.5	98.3	98.3	98.8	100.0	100.0	100.0	100.0	100.0	100.0	100.0	100.0	100.0	100.0	100.0
≥ 400	91.9	94.8	96.5	98.3	98.3	98.8	100.0	100.0	100.0	100.0	100.0	100.0	100.0	100.0	100.0	100.0	100.0
≥ 300	91.9	94.8	96.5	98.3	98.3	98.8	100.0	100.0	100.0	100.0	100.0	100.0	100.0	100.0	100.0	100.0	100.0
≥ 200	91.9	94.8	96.5	98.3	98.3	98.8	100.0	100.0	100.0	100.0	100.0	100.0	100.0	100.0	100.0	100.0	100.0
≥ 100	91.9	94.8	96.5	98.3	98.3	98.8	100.0	100.0	100.0	100.0	100.0	100.0	100.0	100.0	100.0	100.0	100.0
≥ 0	91.9	94.8	96.5	98.3	98.3	98.8	100.0	100.0	100.0	100.0	100.0	100.0	100.0	100.0	100.0	100.0	100.0

TOTAL NUMBER OF OBSERVATIONS 173

USAF ETAC FORM 0-14-5 (OL A) PREVIOUS EDITIONS OF THIS FORM ARE OBSOLETE

GLOBAL CLIMATOLOGY BRANCH
USAFETAC
AIR WEATHER SERVICE/MAC

CEILING VERSUS VISIBILITY

7 26 15 FT WAINWRIGHT AAF AK 77-83 MAR
STATION STATION NAME YEARS MONTH

PERCENTAGE FREQUENCY OF OCCURRENCE
(FROM HOURLY OBSERVATIONS)

ALL HOURS

VISIBILITY STATUTE MILES

CEILING FEET	≥10	10	9	8	7	6	5	4	3½	3	2½	2	1½	1¼	1	½	0
≥ 20000	57.5	58.3	58.4	58.4	58.4	58.4	58.4	58.4	58.4	58.5	58.5	58.5	58.5	58.5	58.6	58.6	58.6
≥ 18000	63.1	63.9	64.0	64.0	64.1	64.1	64.1	64.1	64.1	64.3	64.3	64.3	64.3	64.3	64.3	64.3	64.3
≥ 16000	66.1	66.9	67.0	67.1	67.1	67.1	67.1	67.2	67.2	67.3	67.3	67.3	67.3	67.3	67.4	67.4	
≥ 14000	66.9	66.9	67.1	67.1	67.2	67.2	67.2	67.3	67.3	67.4	67.4	67.4	67.4	67.4	67.5	67.5	
≥ 12000	66.6	67.5	67.7	67.7	67.8	67.8	67.8	67.9	67.9	68.0	68.0	68.0	68.0	68.0	68.1	68.1	
≥ 10000	68.7	69.6	69.7	69.8	69.9	69.9	69.9	70.0	70.0	70.1	70.1	70.1	70.1	70.1	70.2	70.2	
≥ 9000	73.3	74.4	74.6	74.7	74.7	74.7	74.8	74.8	74.8	74.9	74.9	74.9	74.9	75.0	75.0	75.1	75.1
≥ 8000	75.1	76.2	76.4	76.5	76.6	76.6	76.7	76.7	76.7	76.8	76.8	76.8	76.9	76.9	76.9	76.9	
≥ 7000	78.9	80.1	80.3	80.5	80.6	80.7	80.7	80.7	80.7	80.9	80.9	80.9	80.9	80.9	81.0	81.0	
≥ 6000	80.9	82.4	82.7	83.0	83.1	83.1	83.2	83.2	83.2	83.4	83.4	83.4	83.4	83.4	83.5	83.5	
≥ 5000	81.7	83.2	83.5	83.8	83.9	84.0	84.0	84.1	84.1	84.2	84.2	84.2	84.2	84.2	84.3	84.3	
≥ 4500	83.4	85.3	85.7	86.0	86.1	86.1	86.2	86.2	86.2	86.4	86.4	86.4	86.4	86.4	86.5	86.5	
≥ 4000	83.9	86.0	86.4	86.6	86.8	86.8	86.9	86.9	86.9	87.0	87.0	87.0	87.1	87.1	87.2	87.2	
≥ 3500	86.7	88.9	89.5	89.8	90.2	90.2	90.3	90.3	90.3	90.5	90.5	90.5	90.5	90.5	90.6	90.6	
≥ 3000	87.5	89.9	90.5	91.0	91.4	91.5	91.5	91.6	91.6	91.7	91.7	91.7	91.7	91.7	91.8	91.8	
≥ 2500	88.5	91.2	91.9	92.5	93.4	93.6	93.7	93.7	93.7	93.8	93.8	93.8	93.9	93.9	94.0	94.1	
≥ 2200	89.8	92.9	93.9	94.6	95.6	95.9	96.0	96.0	96.0	96.1	96.1	96.1	96.2	96.2	96.3	96.4	
≥ 2000	90.3	93.6	94.7	95.5	96.7	97.1	97.3	97.3	97.3	97.5	97.5	97.5	97.6	97.6	97.7	97.8	
≥ 1800	90.3	93.6	94.7	95.5	96.8	97.2	97.3	97.4	97.4	97.6	97.6	97.6	97.6	97.6	97.8	97.8	
≥ 1600	90.5	93.9	95.0	95.7	97.2	97.7	98.0	98.1	98.1	98.3	98.4	98.4	98.4	98.4	98.6	98.6	
≥ 1400	90.5	93.9	95.1	96.0	97.5	98.0	98.3	98.5	98.5	98.7	98.7	98.7	98.8	98.8	99.0	99.0	
≥ 1200	90.5	93.9	95.1	96.0	97.5	98.1	98.5	98.7	98.7	99.1	99.2	99.2	99.4	99.4	99.5	99.5	
≥ 1000	90.6	94.0	95.2	96.0	97.5	98.1	98.5	98.8	98.8	99.1	99.3	99.3	99.4	99.4	99.6	99.6	
≥ 900	90.6	94.0	95.2	96.0	97.6	98.2	98.6	98.9	98.9	99.3	99.5	99.5	99.6	99.6	99.8	99.8	
≥ 800	90.6	94.0	95.2	96.0	97.6	98.2	98.6	98.9	98.9	99.3	99.5	99.5	99.7	99.7	99.8	99.9	
≥ 700	90.6	94.0	95.2	96.0	97.6	98.2	98.6	98.9	98.9	99.4	99.6	99.6	99.7	99.7	99.9	99.9	
≥ 600	90.6	94.0	95.2	96.0	97.6	98.3	98.7	99.0	99.0	99.4	99.6	99.6	99.7	99.7	99.9	99.9	
≥ 500	90.6	94.0	95.2	96.0	97.6	98.3	98.7	99.0	99.0	99.4	99.6	99.6	99.8	99.8	99.9	99.9	
≥ 400	90.6	94.0	95.2	96.0	97.6	98.3	98.7	99.0	99.0	99.4	99.6	99.6	99.8	99.8	99.9	99.9	
≥ 300	90.6	94.0	95.2	96.0	97.6	98.3	98.7	99.0	99.0	99.4	99.6	99.6	99.8	99.8	99.9	99.9	
≥ 200	90.6	94.0	95.2	96.0	97.6	98.3	98.7	99.0	99.0	99.4	99.6	99.6	99.8	99.8	100.0	100.0	
< 200	90.6	94.0	95.2	96.0	97.6	98.3	98.7	99.0	99.0	99.4	99.6	99.6	99.8	99.8	100.0	100.0	
	90.6	94.0	95.2	96.0	97.6	98.3	98.7	99.0	99.0	99.4	99.6	99.6	99.8	99.8	100.0	100.0	

TOTAL NUMBER OF OBSERVATIONS 3388

USAF ETAC FORM 0-14-5 (OL A) PREVIOUS EDITIONS OF THIS FORM ARE OBSOLETE

GLOBAL CLIMATOLOGY BRANCH
USAFETAC
AIR WEATHER SERVICE/MAC

CEILING VERSUS VISIBILITY

702615 FT WAINWRIGHT AAF AK 77-83 AUG

PERCENTAGE FREQUENCY OF OCCURRENCE
(FROM HOURLY OBSERVATIONS)

0300-0500

CEILING (FEET)	VISIBILITY (STATUTE MILES) ≥10	≥6	≥5	≥4	≥3	≥2	≥1	≥¾	≥½	≥¼	≥0
≥22000	57.6	57.6	57.6	57.6	58.3	58.3	58.3	58.3	58.3	58.3	58.3	58.3	58.3	58.3	59.0	59.0
	61.8	61.8	61.8	61.8	62.5	62.5	62.5	62.5	62.5	62.5	62.5	62.5	62.5	62.5	63.2	63.2
≥18000	64.6	64.6	64.6	64.6	65.3	65.3	65.3	65.3	65.3	65.3	65.3	65.3	65.3	65.3	66.0	66.0
≥17000	64.6	64.6	64.6	64.6	65.3	65.3	65.3	65.3	65.3	65.3	65.3	65.3	65.3	65.3	66.0	66.0
≥16000	66.0	66.0	66.0	66.0	66.7	66.7	66.7	66.7	66.7	66.7	66.7	66.7	66.7	66.7	67.4	67.4
≥15000	68.8	68.8	68.8	68.8	69.4	69.4	69.4	69.4	69.4	69.4	69.4	69.4	69.4	69.4	70.1	70.1
≥14000	72.2	72.2	72.2	72.2	72.9	72.9	72.9	72.9	72.9	72.9	72.9	72.9	72.9	72.9	73.6	73.6
≥13000	74.3	74.3	74.3	74.3	75.0	75.0	75.0	75.0	75.0	75.0	75.0	75.0	75.0	75.0	75.7	75.7
≥12000	81.3	81.3	81.3	81.3	81.9	81.9	81.9	81.9	81.9	81.9	81.9	81.9	81.9	81.9	82.6	82.6
≥11000	84.0	84.0	84.0	84.0	84.7	84.7	84.7	84.7	84.7	84.7	84.7	84.7	84.7	84.7	85.4	85.4
≥10000	84.7	84.7	84.7	84.7	85.4	85.4	85.4	85.4	85.4	85.4	85.4	85.4	85.4	85.4	86.1	86.1
≥9000	87.5	87.5	87.5	87.5	88.2	88.2	88.2	88.2	88.2	88.2	88.2	88.2	88.2	88.2	88.9	88.9
≥8000	88.2	88.2	88.2	88.2	88.9	88.9	88.9	88.9	88.9	88.9	88.9	88.9	88.9	88.9	89.6	89.6
≥7000	89.6	89.6	89.6	89.6	90.3	90.3	90.3	90.3	90.3	90.3	90.3	90.3	90.3	90.3	91.0	91.0
≥6000	91.0	91.0	91.0	91.0	91.7	91.7	91.7	91.7	91.7	91.7	91.7	91.7	91.7	91.7	92.4	92.4
≥5000	91.1	91.7	91.7	91.7	92.4	92.4	92.4	92.4	92.4	92.4	92.4	92.4	92.	92.4	93.1	93.1
≥4500	91.7	93.1	93.1	93.1	94.4	94.4	94.4	94.4	94.4	94.4	95.1	95.1	95.1	95.1	95.8	95.8
≥4000	92.4	93.8	93.8	93.8	95.1	95.1	95.1	95.1	95.1	95.1	95.8	95.8	95.8	95.8	96.5	96.5
≥3500	92.4	93.8	93.8	93.8	95.1	95.1	95.1	95.1	95.1	95.1	95.8	95.8	95.8	95.8	96.5	96.5
≥3000	93.1	95.1	95.1	95.1	96.5	96.5	96.5	96.5	96.5	96.5	97.2	97.2	97.2	97.2	97.9	97.9
≥2500	93.1	95.1	95.1	95.1	96.5	96.5	96.5	96.5	96.5	96.5	97.2	97.2	97.2	97.2	97.9	97.9
≥2000	93.1	95.1	95.1	95.1	96.5	96.5	96.5	96.5	96.5	96.5	98.6	98.6	98.6	98.6	99.3	99.3
≥1800	93.1	95.1	95.1	95.1	96.5	96.5	96.5	96.5	96.5	96.5	98.6	98.6	98.6	98.6	99.3	99.3
≥1500	93.1	95.1	95.1	95.1	96.5	96.5	96.5	97.2	97.2	97.2	99.3	99.3	99.3	99.3	100.0	100.0
≥1200	93.1	95.1	95.1	95.1	96.5	96.5	96.5	97.2	97.2	97.2	99.3	99.3	99.3	99.3	100.0	100.0
≥1000	93.1	95.1	95.1	95.1	96.5	96.5	96.5	97.2	97.2	97.2	99.3	99.3	99.3	99.3	100.0	100.0
≥900	93.1	95.1	95.1	95.1	96.5	96.5	96.5	97.2	97.2	97.2	99.3	99.3	99.3	99.3	100.0	100.0
≥800	93.1	95.1	95.1	95.1	96.5	96.5	96.5	97.2	97.2	97.2	99.3	99.3	99.3	99.3	100.0	100.0
≥700	93.1	95.1	95.1	95.1	96.5	96.5	96.5	97.2	97.2	97.2	99.3	99.3	99.3	99.3	100.0	100.0
≥600	93.1	95.1	95.1	95.1	96.5	96.5	96.5	97.2	97.2	97.2	99.3	99.3	99.3	99.3	100.0	100.0
≥500	93.1	95.1	95.1	95.1	96.5	96.5	96.5	97.2	97.2	97.2	99.3	99.3	99.3	99.3	100.0	100.0
≥400	93.1	95.1	95.1	95.1	96.5	96.5	96.5	97.2	97.2	97.2	99.3	99.3	99.3	99.3	100.0	100.0
≥300	93.1	95.1	95.1	95.1	96.5	96.5	96.5	97.2	97.2	97.2	99.3	99.3	99.3	99.3	100.0	100.0
≥200	93.1	95.1	95.1	95.1	96.5	96.5	96.5	97.2	97.2	97.2	99.3	99.3	99.3	99.3	100.0	100.0
≥100	93.1	95.1	95.1	95.1	96.5	96.5	96.5	97.2	97.2	97.2	99.3	99.3	99.3	99.3	100.0	100.0
≥0	93.1	95.1	95.1	95.1	96.5	96.5	96.5	97.2	97.2	97.2	99.3	99.3	99.3	99.3	100.0	100.0

TOTAL NUMBER OF OBSERVATIONS 1188

USAF ETAC 0-14-5 (OL A) PREVIOUS EDITIONS OF THIS FORM ARE OBSOLETE

GLOBAL CLIMATOLOGY BRANCH
USAFETAC
AIR WEATHER SERVICE/MAC

CEILING VERSUS VISIBILITY

7615 FT WAINWRIGHT AAF AK 77-83 AP
(STATION) (STATION NAME) (YEARS)

PERCENTAGE FREQUENCY OF OCCURRENCE
FROM HOURLY OBSERVATIONS

0600-0800

CEILING (FEET)	VISIBILITY (STATUTE MILES)															
	≥10	≥6	≥5	≥4	≥3	≥2	≥1½	≥1	≥¾	≥½	≥¼	≥0				
UNLIM	57.5	57.8	57.8	57.8	58.0	58.0	58.0	58.0	58.0	58.3	58.3	58.3	58.3	58.3	58.5	58.5
20000	63.1	63.6	63.6	63.8	64.0	64.0	64.0	64.0	64.0	64.3	64.3	64.3	64.3	64.3	64.5	64.5
15000	66.2	66.7	66.9	66.9	67.1	67.1	67.1	67.1	67.1	67.4	67.4	67.4	67.4	67.4	67.5	67.6
10000	66.2	66.7	66.9	66.9	67.1	67.1	67.1	67.1	67.1	67.4	67.4	67.4	67.4	67.4	67.6	67.6
9000	67.2	67.8	67.9	67.9	68.1	68.1	68.1	68.1	68.1	68.4	68.4	68.4	68.4	68.4	68.6	68.6
8000	69.1	69.5	69.6	69.6	69.8	69.8	69.8	69.8	69.8	70.2	70.2	70.2	70.2	70.2	70.3	70.3
7000	71.5	72.0	72.2	72.2	72.4	72.4	72.4	72.4	72.4	72.7	72.7	72.7	72.7	72.7	72.9	72.9
6000	72.2	72.7	72.9	72.9	73.1	73.1	73.1	73.1	73.1	73.4	73.4	73.4	73.4	73.4	73.6	73.6
5000	78.9	79.4	79.6	79.6	79.8	79.8	79.8	79.8	79.8	80.1	80.1	80.1	80.1	80.1	80.3	80.3
4500	81.0	82.0	82.2	82.2	82.7	82.7	82.7	82.7	82.7	83.0	83.0	83.0	83.0	83.0	83.2	83.2
4000	81.6	82.8	83.0	83.0	83.5	83.5	83.5	83.5	83.5	83.9	83.9	83.9	83.9	83.9	84.0	84.0
3500	84.2	85.8	85.9	85.9	86.6	86.6	86.6	86.6	86.6	87.0	87.0	87.0	87.0	87.0	87.1	87.1
3000	84.4	85.9	86.1	86.1	86.8	86.8	86.8	86.8	86.8	87.1	87.1	87.1	87.1	87.1	87.3	87.3
2500	85.2	86.8	87.0	87.0	87.7	87.7	87.7	87.7	87.7	88.0	88.0	88.0	88.0	88.0	88.2	88.2
2000	86.1	87.7	87.8	87.8	88.5	88.5	88.5	88.5	88.5	88.9	88.9	88.9	88.9	88.9	89.0	89.0
1800	87.3	89.2	89.9	90.1	90.7	90.7	90.7	90.7	90.7	91.1	91.1	91.1	91.1	91.1	91.3	91.3
1600	88.3	90.9	91.9	92.5	93.3	93.5	93.5	93.5	93.5	93.8	94.0	94.0	94.0	94.0	94.2	94.2
1400	88.9	91.8	92.8	93.3	94.3	94.9	95.4	95.4	95.4	95.7	95.9	95.9	95.9	95.9	96.1	96.1
1200	88.9	91.8	92.8	93.3	94.3	94.9	95.5	95.5	95.5	95.9	96.1	96.1	96.1	96.1	96.2	96.2
1000	89.0	91.9	93.0	93.5	95.0	95.5	96.2	96.2	96.2	96.6	96.7	96.7	96.7	96.7	96.9	96.9
900	89.0	92.3	93.5	94.0	95.7	96.2	97.1	97.1	97.1	97.4	97.6	97.6	97.6	97.6	97.8	97.8
800	89.2	92.5	93.7	94.5	96.4	96.9	98.5	98.5	98.5	99.0	99.1	99.1	99.1	99.1	99.3	99.3
700	89.2	92.5	93.7	94.5	96.4	96.9	98.5	98.5	98.5	99.0	99.1	99.1	99.1	99.1	99.3	99.3
600	89.2	92.5	93.7	94.7	96.6	97.1	98.6	98.6	98.6	99.1	99.3	99.3	99.3	99.3	99.5	99.5
500	89.2	92.5	93.7	94.7	96.6	97.1	98.6	98.6	98.6	99.1	99.3	99.3	99.3	99.3	99.5	99.5
400	89.4	92.6	93.8	94.9	96.7	97.3	98.8	98.8	98.8	99.3	99.5	99.5	99.5	99.5	99.7	99.7
300	89.4	92.6	93.8	94.9	96.7	97.3	98.8	98.8	98.8	99.3	99.5	99.5	99.5	99.5	99.7	99.7
200	89.4	92.6	93.8	94.9	96.7	97.3	99.0	99.0	99.0	99.5	99.7	99.7	99.7	99.7	99.8	99.8
150	89.4	92.6	93.8	94.9	96.7	97.3	99.0	99.0	99.0	99.5	99.7	99.7	99.7	99.7	99.8	99.8
100	89.4	92.6	93.8	94.9	96.7	97.3	99.0	99.0	99.0	99.5	99.7	99.7	99.7	99.7	99.8	99.8
50	89.4	92.6	93.8	94.9	96.7	97.3	99.0	99.0	99.0	99.5	99.7	99.7	99.7	99.7	99.8	99.8
0	89.4	92.6	93.8	94.9	96.7	97.3	99.0	99.0	99.0	99.5	99.7	99.7	99.7	99.7	99.8	99.8
															100.0	100.0

TOTAL NUMBER OF OBSERVATIONS 583

GLOBAL CLIMATOLOGY BRANCH
USAFETAC
AIR WEATHER SERVICE/MAC

CEILING VERSUS VISIBILITY

7 2415 FT WAINWRIGHT AAF AK 77-87 APR

PERCENTAGE FREQUENCY OF OCCURRENCE
FROM HOURLY OBSERVATIONS 2000-1100

CEILING (HUNDREDS OF FEET)	VISIBILITY (STATUTE MILES)															
	10	8	7	6	5	4	3	2½	2	1½	1¼	1	¾	½	¼	0
22000	62.3	62.5	62.5	62.5	62.5	62.5	62.5	62.5	62.5	62.5	62.5	62.5	62.5	62.5	62.5	62.5
20000	68.2	68.3	68.3	68.3	68.3	68.3	68.3	68.3	68.3	68.3	68.3	68.3	68.3	68.3	68.3	68.3
18000	71.2	71.4	71.4	71.4	71.4	71.4	71.4	71.4	71.4	71.4	71.4	71.4	71.4	71.4	71.4	71.4
17000	71.9	72.1	72.1	72.1	72.1	72.1	72.1	72.1	72.1	72.1	72.1	72.1	72.1	72.1	72.1	72.1
16000	72.4	72.6	72.6	72.6	72.6	72.6	72.6	72.6	72.6	72.6	72.6	72.6	72.6	72.6	72.6	72.6
15000	74.0	74.1	74.1	74.1	74.1	74.1	74.1	74.1	74.1	74.1	74.1	74.1	74.1	74.1	74.1	74.1
14000	75.9	76.0	76.0	76.0	76.0	76.0	76.0	76.0	76.0	76.0	76.0	76.0	76.0	76.0	76.0	76.0
13000	76.9	77.1	77.1	77.1	77.1	77.1	77.1	77.1	77.1	77.1	77.1	77.1	77.1	77.1	77.1	77.1
12000	78.9	79.1	79.1	79.1	79.1	79.1	79.1	79.1	79.1	79.1	79.1	79.1	79.1	79.1	79.1	79.1
11000	81.8	82.5	82.9	82.9	83.0	83.0	83.0	83.0	83.0	83.0	83.0	83.0	83.0	83.0	83.0	83.0
10000	83.6	84.2	84.6	84.6	84.8	84.8	84.8	84.8	84.8	84.8	84.8	84.8	84.8	84.8	84.8	84.8
9000	84.6	85.3	85.6	85.6	85.8	85.8	85.8	85.8	85.8	85.8	85.8	85.8	85.8	85.8	85.8	85.8
8000	84.9	85.6	86.0	86.0	86.1	86.1	86.1	86.1	86.1	86.1	86.1	86.1	86.1	86.1	86.1	86.1
7000	86.3	87.5	88.0	88.0	88.4	88.4	88.4	88.4	88.4	88.4	88.4	88.4	88.4	88.4	88.4	88.4
6000	87.2	88.4	88.9	88.9	89.2	89.2	89.2	89.2	89.2	89.2	89.2	89.2	89.2	89.2	89.2	89.2
5000	88.9	90.4	90.9	91.3	91.8	91.8	91.8	91.8	91.8	91.8	91.8	91.8	91.8	91.8	91.8	91.8
4500	89.7	91.8	92.3	92.8	93.7	93.7	93.8	93.8	93.8	93.8	94.2	94.2	94.3	94.3	94.3	94.3
4000	90.4	93.2	93.7	94.7	95.5	95.5	95.7	95.7	95.7	95.7	96.1	96.1	96.2	96.2	96.2	96.2
3500	90.4	93.2	93.7	94.7	95.5	95.5	95.7	95.7	95.7	95.9	96.2	96.2	96.4	96.4	96.4	96.4
3000	90.8	93.7	94.2	95.2	96.9	96.9	97.1	97.1	97.1	97.3	97.6	97.6	97.8	97.8	97.8	97.8
2500	90.9	93.8	94.3	95.4	97.1	97.1	97.3	97.3	97.3	97.4	97.8	97.8	97.9	97.9	97.9	97.9
2200	90.9	93.8	94.3	95.4	97.3	97.3	97.9	98.1	98.1	98.5	98.8	98.8	99.0	99.0	99.0	99.0
2000	91.1	94.0	94.5	95.5	97.4	97.4	98.1	98.3	98.3	98.6	99.0	99.0	99.1	99.1	99.1	99.1
1800	91.3	94.2	94.7	95.7	97.6	97.6	98.3	98.5	98.5	98.8	99.1	99.1	99.3	99.3	99.3	99.3
1700	91.3	94.2	94.9	96.1	97.9	97.9	98.6	98.8	98.8	99.1	99.5	99.5	99.7	99.7	99.7	99.7
1600	91.3	94.2	94.9	96.1	97.9	97.9	98.6	98.8	98.8	99.1	99.5	99.5	99.7	99.7	99.7	99.7
1500	91.3	94.2	94.9	96.1	98.1	98.1	98.8	99.0	99.0	99.3	99.7	99.7	99.8	99.8	99.8	99.8
1400	91.3	94.2	94.9	96.1	98.1	98.1	99.0	99.1	99.1	99.5	99.8	99.8	100.0	100.0	100.0	100.0
1300	91.3	94.2	94.9	96.1	98.1	98.1	99.0	99.1	99.1	99.5	99.8	99.8	100.0	100.0	100.0	100.0
1200	91.3	94.2	94.9	96.1	98.1	98.1	99.0	99.1	99.1	99.5	99.8	99.8	100.0	100.0	100.0	100.0
1100	91.3	94.2	94.9	96.1	98.1	98.1	99.0	99.1	99.1	99.5	99.8	99.8	100.0	100.0	100.0	100.0

TOTAL NUMBER OF OBSERVATIONS 584

GLOBAL CLIMATOLOGY BRANCH
USAFETAC
AIR WEATHER SERVICE/MAC

CEILING VERSUS VISIBILITY

7 26 15 FT WAINWRIGHT AAF AK 77-81 APR
STATION STATION NAME YEAR

PERCENTAGE FREQUENCY OF OCCURRENCE
(FROM HOURLY OBSERVATIONS) 1200-1400

CEILING (FEET)	VISIBILITY STATUTE MILES															
	2 1/2	2	1 3/4	1 1/2	1 1/4	1	7/8	3/4	5/8	1/2	7/16	3/8	5/16	1/4	3/16	0
22000+	58.8	59.0	59.0	59.0	59.0	59.0	59.0	59.0	59.0	59.0	59.0	59.0	59.0	59.0	59.0	59.0
	64.6	64.8	64.8	64.8	64.8	64.8	64.8	64.8	64.8	64.8	64.8	64.8	64.8	64.8	64.8	64.8
14000	69.7	69.9	69.9	69.9	69.9	69.9	69.9	69.9	69.9	69.9	69.9	69.9	69.9	69.9	69.9	69.9
12000	70.1	70.3	70.3	70.3	70.3	70.3	70.3	70.3	70.3	70.3	70.3	70.3	70.3	70.3	70.3	70.3
10000	70.8	70.9	70.9	70.9	70.9	70.9	70.9	70.9	70.9	70.9	70.9	70.9	70.9	70.9	70.9	70.9
9000	72.6	72.8	72.8	72.8	72.8	72.8	72.8	72.8	72.8	72.8	72.8	72.8	72.8	72.8	72.8	72.8
8000	76.4	76.6	76.6	76.6	76.6	76.6	76.6	76.6	76.6	76.6	76.6	76.6	76.6	76.6	76.6	76.6
7000	76.6	76.8	76.8	76.8	76.8	76.8	76.8	76.8	76.8	76.8	76.8	76.8	76.8	76.8	76.8	76.8
6000	79.8	80.0	80.0	80.0	80.0	80.0	80.0	80.0	80.0	80.0	80.0	80.0	80.0	80.0	80.0	80.0
5000	83.6	83.9	83.9	83.9	83.9	83.9	83.9	83.9	83.9	83.9	83.9	83.9	83.9	83.9	83.9	83.9
4500	84.3	84.6	84.6	84.6	84.6	84.6	84.6	84.6	84.6	84.6	84.6	84.6	84.6	84.6	84.6	84.6
4000	87.2	87.5	87.5	87.5	87.5	87.5	87.5	87.5	87.5	87.5	87.5	87.5	87.5	87.5	87.5	87.5
3500	88.0	88.7	88.9	88.9	88.9	88.9	88.9	88.9	88.9	88.9	88.9	88.9	88.9	88.9	88.9	88.9
3000	90.4	91.1	91.5	91.5	91.5	91.5	91.5	91.5	91.5	91.5	91.5	91.5	91.5	91.5	91.5	91.5
2500	90.3	91.5	91.8	92.0	92.0	92.0	92.0	92.0	92.0	92.0	92.0	92.0	92.0	92.0	92.0	92.0
2200	91.3	92.6	93.0	93.2	93.2	93.2	93.2	93.2	93.2	93.2	93.2	93.2	93.2	93.2	93.2	93.2
2000	92.6	93.7	94.2	94.7	94.7	94.7	94.9	94.9	94.9	95.0	95.0	95.2	95.2	95.2	95.2	95.2
1800	92.8	94.5	95.0	95.7	95.9	95.9	96.1	96.1	96.1	96.2	96.2	96.4	96.4	96.4	96.4	96.4
1700	93.1	94.9	95.4	96.1	96.2	96.2	96.4	96.4	96.4	96.6	96.6	96.8	96.8	96.8	96.8	96.8
1600	93.1	94.9	95.4	96.1	96.4	96.9	97.4	97.4	97.4	97.6	97.6	97.8	97.8	97.8	97.8	97.8
1500	93.2	95.2	95.7	96.6	97.1	97.6	98.1	98.1	98.1	98.3	98.3	98.5	98.5	98.5	98.5	98.5
1400	93.2	95.4	95.9	96.8	97.3	97.8	98.5	98.6	98.6	99.1	99.3	99.5	99.5	99.5	99.5	99.5
1300	93.2	95.4	96.2	97.1	97.6	98.1	98.8	99.0	99.0	99.5	99.7	99.8	99.8	99.8	99.8	99.8
1200	93.2	95.4	96.2	97.1	97.6	98.1	98.8	99.0	99.0	99.5	99.7	99.8	99.8	99.8	99.8	99.8
1100	93.2	95.4	96.2	97.1	97.6	98.1	98.8	99.0	99.0	99.5	99.7	99.8	99.8	99.8	99.8	99.8
1000	93.2	95.4	96.2	97.1	97.6	98.1	98.8	99.0	99.0	99.7	99.8	100.0	100.0	100.0	100.0	100.0
900	93.2	95.4	96.2	97.1	97.6	98.1	98.8	99.0	99.0	99.7	99.8	100.0	100.0	100.0	100.0	100.0
800	93.2	95.4	96.2	97.1	97.6	98.1	98.8	99.0	99.0	99.7	99.8	100.0	100.0	100.0	100.0	100.0
700	93.2	95.4	96.2	97.1	97.6	98.1	98.8	99.0	99.0	99.7	99.8	100.0	100.0	100.0	100.0	100.0
600	93.2	95.4	96.2	97.1	97.6	98.1	98.8	99.0	99.0	99.7	99.8	100.0	100.0	100.0	100.0	100.0
500	93.2	95.4	96.2	97.1	97.6	98.1	98.8	99.0	99.0	99.7	99.8	100.0	100.0	100.0	100.0	100.0
400	93.2	95.4	96.2	97.1	97.6	98.1	98.8	99.0	99.0	99.7	99.8	100.0	100.0	100.0	100.0	100.0
300	93.2	95.4	96.2	97.1	97.6	98.1	98.8	99.0	99.0	99.7	99.8	100.0	100.0	100.0	100.0	100.0
200	93.2	95.4	96.2	97.1	97.6	98.1	98.8	99.0	99.0	99.7	99.8	100.0	100.0	100.0	100.0	100.0
100	93.2	95.4	96.2	97.1	97.6	98.1	98.8	99.0	99.0	99.7	99.8	100.0	100.0	100.0	100.0	100.0
0	93.2	95.4	96.2	97.1	97.6	98.1	98.8	99.0	99.0	99.7	99.8	100.0	100.0	100.0	100.0	100.0

TOTAL NUMBER OF OBSERVATIONS 595

USAFETAC FORM 0-14-5 (OL A) PREVIOUS EDITIONS OF THIS FORM ARE OBSOLETE

GLOBAL CLIMATOLOGY BRANCH
USAFETAC
AIR WEATHER SERVICE/MAC

CEILING VERSUS VISIBILITY

7 2015 STATION FT WAINWRIGHT AAF STATION NAME AK 77-83 YEARS AK

PERCENTAGE FREQUENCY OF OCCURRENCE
FROM HOURLY OBSERVATIONS

1500-1700

CEILING (HUNDREDS OF FEET)	VISIBILITY (STATUTE MILES)														
	≥10	10	9	8	7	6	5	4	3	2½	2	1½	1	½	0
≥22000	54.5	54.5	54.5	54.5	54.5	54.5	54.5	54.5	54.5	54.5	54.5	54.5	54.5	54.5	54.5
20000	60.7	60.7	60.7	60.7	60.7	60.7	60.7	60.7	60.7	60.7	60.7	60.7	60.7	60.7	60.7
18000	65.6	65.6	65.6	65.6	65.6	65.6	65.6	65.6	65.6	65.6	65.6	65.6	65.6	65.6	65.6
16000	66.0	66.0	66.0	66.0	66.0	66.0	66.0	66.0	66.0	66.0	66.0	66.0	66.0	66.0	66.0
14000	68.4	68.5	68.5	68.5	68.5	68.5	68.5	68.5	68.5	68.5	68.5	68.5	68.5	68.5	68.5
12000	69.4	69.6	69.6	69.6	69.6	69.6	69.6	69.6	69.6	69.6	69.6	69.6	69.6	69.6	69.6
10000	74.5	74.7	74.7	74.7	74.7	74.7	74.7	74.7	74.7	74.7	74.7	74.7	74.7	74.7	74.7
9000	75.9	76.1	76.1	76.1	76.1	76.1	76.1	76.1	76.1	76.1	76.1	76.1	76.1	76.1	76.1
8000	80.2	80.5	80.5	80.5	80.5	80.5	80.5	80.5	80.5	80.5	80.5	80.5	80.5	80.5	80.5
7000	84.1	84.4	84.4	84.4	84.4	84.4	84.4	84.4	84.4	84.4	84.4	84.4	84.4	84.4	84.4
6000	84.6	85.0	85.0	85.0	85.0	85.0	85.0	85.0	85.0	85.0	85.0	85.0	85.0	85.0	85.0
5000	87.5	87.9	87.9	87.9	87.9	87.9	87.9	87.9	87.9	87.9	87.9	87.9	87.9	87.9	87.9
4500	88.4	88.7	88.7	88.7	88.7	88.7	88.7	88.7	88.7	88.7	88.7	88.7	88.7	88.7	88.7
4000	91.5	92.0	92.0	92.1	92.1	92.1	92.1	92.1	92.1	92.1	92.1	92.1	92.1	92.1	92.1
3500	92.1	92.6	92.6	93.0	93.0	93.0	93.0	93.0	93.0	93.0	93.0	93.0	93.0	93.0	93.0
3000	93.0	93.7	93.7	94.0	94.0	94.0	94.0	94.0	94.0	94.0	94.0	94.0	94.0	94.0	94.0
2500	93.3	94.5	94.5	94.9	94.9	94.9	94.9	95.0	95.0	95.0	95.0	95.0	95.2	95.2	95.2
2200	93.7	94.9	95.2	95.6	95.6	95.6	95.6	95.7	95.7	95.9	95.9	95.9	96.1	96.1	96.1
2000	93.7	94.9	95.2	95.6	95.6	95.6	95.6	95.7	95.7	95.9	95.9	95.9	96.1	96.1	96.1
1800	93.8	95.4	95.9	96.2	96.2	96.2	96.9	97.1	97.1	97.3	97.3	97.3	97.4	97.4	97.4
1600	94.5	96.4	96.9	97.3	97.3	97.4	98.3	98.5	98.5	98.6	98.8	98.8	99.1	99.1	99.1
1400	94.7	96.8	97.3	97.6	97.9	98.1	99.0	99.1	99.1	99.3	99.5	99.5	99.8	99.8	99.8
1200	94.7	96.8	97.3	97.6	97.9	98.1	99.0	99.1	99.1	99.3	99.5	99.5	99.8	99.8	99.8
1000	94.7	96.8	97.3	97.6	97.9	98.1	99.0	99.1	99.1	99.3	99.5	99.5	99.8	99.8	99.8
900	94.7	96.8	97.3	97.6	97.9	98.1	99.0	99.1	99.1	99.3	99.5	99.5	99.8	99.8	99.8
800	94.7	96.8	97.3	97.6	97.9	98.1	99.0	99.1	99.1	99.3	99.5	99.5	99.8	99.8	99.8
700	94.7	96.8	97.3	97.6	97.9	98.1	99.0	99.1	99.1	99.3	99.5	99.5	100.0	100.0	100.0
600	94.7	96.8	97.3	97.6	97.9	98.1	99.0	99.1	99.1	99.3	99.5	99.5	100.0	100.0	100.0
500	94.7	96.8	97.3	97.6	97.9	98.1	99.0	99.1	99.1	99.3	99.5	99.5	100.0	100.0	100.0
400	94.7	96.8	97.3	97.6	97.9	98.1	99.0	99.1	99.1	99.3	99.5	99.5	100.0	100.0	100.0
300	94.7	96.8	97.3	97.6	97.9	98.1	99.0	99.1	99.1	99.3	99.5	99.5	100.0	100.0	100.0
200	94.7	96.8	97.3	97.6	97.9	98.1	99.0	99.1	99.1	99.3	99.5	99.5	100.0	100.0	100.0
100	94.7	96.8	97.3	97.6	97.9	98.1	99.0	99.1	99.1	99.3	99.5	99.5	100.0	100.0	100.0
0	94.7	96.8	97.3	97.6	97.9	98.1	99.0	99.1	99.1	99.3	99.5	99.5	100.0	100.0	100.0

TOTAL NUMBER OF OBSERVATIONS 585

USAF ETAC FORM 0-14-5 (OL A) PREVIOUS EDITIONS OF THIS FORM ARE OBSOLETE

GLOBAL CLIMATOLOGY BRANCH
USAFETAC
AIR WEATHER SERVICE/MAC

CEILING VERSUS VISIBILITY

7-26115 STATION | FT WAINWRIGHT AAF AK STATION NAME | 77-82 YEARS | APR MONTH

PERCENTAGE FREQUENCY OF OCCURRENCE
(FROM HOURLY OBSERVATIONS)

1900-2300 HOURS

CEILING (FEET)	VISIBILITY STATUTE MILES															
	≥10	≥6	≥5	≥4	≥3	≥2½	≥2	≥1½	≥1¼	≥1	≥¾	≥½	≥¼	≥0		
CLR	54.5	54.9	54.9	54.9	54.9	54.9	54.9	54.9	54.9	54.9	54.9	54.9	54.9	54.9	54.9	54.9
20000	60.5	61.0	61.0	61.0	61.0	61.0	61.0	61.0	61.0	61.0	61.0	61.0	61.0	61.0	61.0	61.0
15000	65.9	66.2	66.2	66.2	66.2	66.2	66.2	66.2	66.2	66.2	66.2	66.2	66.2	66.2	66.2	66.2
10000	67.1	67.4	67.4	67.4	67.4	67.4	67.4	67.4	67.4	67.4	67.4	67.4	67.4	67.4	67.4	67.4
9000	68.8	69.2	69.2	69.2	69.2	69.2	69.2	69.2	69.2	69.2	69.2	69.2	69.2	69.2	69.2	69.2
8000	70.0	70.4	70.4	70.4	70.4	70.4	70.4	70.4	70.4	70.4	70.4	70.4	70.4	70.4	70.4	70.4
7000	74.7	75.3	75.3	75.3	75.3	75.3	75.3	75.3	75.3	75.3	75.3	75.3	75.3	75.3	75.3	75.3
6000	76.8	77.4	77.4	77.4	77.4	77.4	77.4	77.4	77.4	77.4	77.4	77.4	77.4	77.4	77.4	77.4
5000	82.8	83.3	83.3	83.3	83.3	83.3	83.3	83.3	83.3	83.3	83.3	83.3	83.3	83.3	83.3	83.3
4500	86.9	87.5	87.6	87.6	87.8	87.8	87.8	87.8	87.8	87.8	87.8	87.8	87.8	87.8	87.8	87.8
4000	87.3	87.8	88.0	88.0	88.2	88.2	88.2	88.2	88.2	88.2	88.2	88.2	88.2	88.2	88.2	88.2
3500	89.4	89.9	90.1	90.1	90.2	90.2	90.2	90.2	90.2	90.2	90.2	90.2	90.2	90.2	90.2	90.2
3000	90.1	90.6	90.6	90.8	90.9	90.9	90.9	90.9	90.9	90.9	90.9	90.9	90.9	90.9	90.9	90.9
2500	92.7	94.1	94.3	94.4	94.6	94.6	94.6	94.6	94.6	94.6	94.6	94.6	94.6	94.6	94.6	94.6
2000	93.7	95.1	95.3	95.5	95.6	95.6	95.6	95.6	95.6	95.6	95.6	95.6	95.6	95.6	95.6	95.6
1800	94.1	95.8	96.2	96.2	96.3	96.3	96.3	96.3	96.3	96.3	96.3	96.3	96.3	96.3	96.3	96.3
1600	94.1	95.8	96.0	96.2	96.3	96.3	96.3	96.3	96.3	96.3	96.3	96.3	96.3	96.3	96.3	96.3
1400	94.1	96.2	96.5	96.9	97.2	97.4	97.4	97.4	97.4	97.4	97.4	97.4	97.4	97.4	97.4	97.4
1200	94.1	96.2	96.5	96.9	97.2	97.4	97.4	97.4	97.4	97.4	97.4	97.4	97.4	97.4	97.4	97.4
1000	94.8	97.0	97.6	97.9	98.3	98.4	98.4	98.4	98.4	98.4	98.4	98.4	98.4	98.4	98.4	98.4
900	94.9	97.7	98.3	98.6	99.0	99.1	99.3	99.3	99.3	99.3	99.3	99.3	99.5	99.5	99.5	99.5
800	95.1	97.9	98.4	98.8	99.1	99.3	99.5	99.5	99.5	99.5	99.5	99.5	99.7	99.7	99.7	99.7
700	95.1	97.9	98.4	98.8	99.1	99.3	99.5	99.5	99.5	99.5	99.5	99.5	99.7	99.7	99.7	99.7
600	95.1	97.9	98.4	98.8	99.1	99.3	99.5	99.5	99.5	99.5	99.5	99.5	99.7	99.7	99.7	99.7
500	95.1	98.3	98.8	99.1	99.5	99.7	99.8	99.8	99.8	99.8	99.8	99.8	100.0	100.0	100.0	100.0
400	95.1	98.3	98.8	99.1	99.5	99.7	99.8	99.8	99.8	99.8	99.8	99.8	100.0	100.0	100.0	100.0
300	95.1	98.3	98.8	99.1	99.5	99.7	99.8	99.8	99.8	99.8	99.8	99.8	100.0	100.0	100.0	100.0
200	95.1	98.3	98.8	99.1	99.5	99.7	99.8	99.8	99.8	99.8	99.8	99.8	100.0	100.0	100.0	100.0
100	95.1	98.3	98.8	99.1	99.5	99.7	99.8	99.8	99.8	99.8	99.8	99.8	100.0	100.0	100.0	100.0
0	95.1	98.3	98.8	99.1	99.5	99.7	99.8	99.8	99.8	99.8	99.8	99.8	100.0	100.0	100.0	100.0

TOTAL NUMBER OF OBSERVATIONS 574

USAF ETAC FORM 0-14-5 (OL A) PREVIOUS EDITIONS OF THIS FORM ARE OBSOLETE

GLOBAL CLIMATOLOGY BRANCH
USAFETAC
AIR WEATHER SERVICE/MAC

CEILING VERSUS VISIBILITY

7 2615 FT WAINWRIGHT AAF AK 77,79-83 AP2
STATION STATION NAME YEARS

PERCENTAGE FREQUENCY OF OCCURRENCE
(FROM HOURLY OBSERVATIONS)

2100-2300

CEILING FEET	VISIBILITY STATUTE MILES															
	≥10	≥6	≥5	≥4	≥3	≥2	≥2	≥	≥1¼	≥1	≥¾	≥½	≥	≥5/16	≥¼	0
NO CEILING	59.8	59.8	59.8	59.8	59.8	59.8	59.8	59.8	59.8	59.8	59.8	59.8	59.8	59.8	59.8	59.8
20000	65.9	66.7	66.7	66.7	66.7	66.7	66.7	66.7	66.7	66.7	66.7	66.7	66.7	66.7	66.7	66.7
10000	69.7	70.5	70.5	70.5	70.5	70.5	70.5	70.5	70.5	70.5	70.5	70.5	70.5	70.5	70.5	70.5
5000	72.0	72.7	72.7	72.7	72.7	72.7	72.7	72.7	72.7	72.7	72.7	72.7	72.7	72.7	72.7	72.7
4000	72.0	72.7	72.7	72.7	72.7	72.7	72.7	72.7	72.7	72.7	72.7	72.7	72.7	72.7	72.7	72.7
3000	72.0	72.7	72.7	72.7	72.7	72.7	72.7	72.7	72.7	72.7	72.7	72.7	72.7	72.7	72.7	72.7
2500	75.0	77.3	77.3	77.3	77.3	77.3	77.3	77.3	77.3	77.3	77.3	77.3	77.3	77.3	77.3	77.3
2000	76.5	78.8	78.8	78.8	78.8	78.8	78.8	78.8	78.8	78.8	78.8	78.8	78.8	78.8	78.8	78.8
1800	83.3	85.6	85.6	85.6	85.6	85.6	85.6	85.6	85.6	85.6	85.6	85.6	85.6	85.6	85.6	85.6
1500	85.6	88.6	89.4	89.4	89.4	89.4	89.4	89.4	89.4	89.4	89.4	89.4	89.4	89.4	89.4	89.4
1200	85.6	88.6	89.4	89.4	89.4	89.4	89.4	89.4	89.4	89.4	89.4	89.4	89.4	89.4	89.4	89.4
1000	87.1	90.2	90.9	90.9	90.9	90.9	90.9	90.9	90.9	90.9	90.9	90.9	90.9	90.9	90.9	90.9
900	87.1	90.2	90.9	90.9	90.9	90.9	90.9	90.9	90.9	90.9	90.9	90.9	90.9	90.9	90.9	90.9
800	88.6	91.7	93.2	93.2	93.2	93.2	93.2	93.2	93.2	93.2	93.2	93.2	93.2	93.2	93.2	93.2
700	88.6	93.2	94.7	94.7	94.7	94.7	94.7	94.7	94.7	94.7	94.7	94.7	94.7	94.7	94.7	94.7
600	90.2	94.7	97.0	97.0	97.7	97.7	97.7	97.7	97.7	97.7	97.7	97.7	97.7	97.7	97.7	97.7
500	90.2	94.7	97.0	97.0	97.7	97.7	97.7	97.7	97.7	97.7	97.7	97.7	97.7	97.7	97.7	97.7
400	90.2	95.5	97.7	97.7	98.5	98.5	98.5	98.5	98.5	98.5	98.5	98.5	98.5	98.5	98.5	98.5
300	90.2	95.5	97.7	97.7	98.5	98.5	98.5	98.5	98.5	98.5	98.5	98.5	98.5	98.5	98.5	98.5
200	91.7	97.0	99.2	99.2	100.0	100.0	100.0	100.0	100.0	100.0	100.0	100.0	100.0	100.0	100.0	100.0
150	91.7	97.0	99.2	99.2	100.0	100.0	100.0	100.0	100.0	100.0	100.0	100.0	100.0	100.0	100.0	100.0
100	91.7	97.0	99.2	99.2	100.0	100.0	100.0	100.0	100.0	100.0	100.0	100.0	100.0	100.0	100.0	100.0
0	91.7	97.0	99.2	99.2	100.0	100.0	100.0	100.0	100.0	100.0	100.0	100.0	100.0	100.0	100.0	100.0

TOTAL NUMBER OF OBSERVATIONS 132

USAF ETAC FORM 0-14-5 (OL A) PREVIOUS EDITIONS OF THIS FORM ARE OBSOLETE

GLOBAL CLIMATOLOGY BRANCH
USAFETAC
AIR WEATHER SERVICE/MAC

CEILING VERSUS VISIBILITY

7[illegible]615 FT WAINWRIGHT AAF AK 77-87 AF
STATION STATION NAME YEARS

PERCENTAGE FREQUENCY OF OCCURRENCE
(FROM HOURLY OBSERVATIONS)

ALL

CEILING FEET	VISIBILITY STATUTE MILES															
	≥10	≥6	≥5	≥4	≥3	≥2	≥1	≥1	≥							
NO CEILING	57.6	57.8	57.8	57.8	57.9	57.9	57.9	57.9	57.9	58.0	58.0	58.1	58.0	58.	58.0	58.0
≥ 20000	63.5	63.7	63.8	63.8	63.8	63.8	63.8	63.8	63.8	63.9	63.9	63.9	63.9	63.9	63.9	63.9
≥ 18000	67.7	67.9	68.0	68.0	68.0	68.0	68.0	68.0	68.0	68.1	68.1	68.1	68.1	68.1	68.2	68.2
≥ 16000	68.2	68.5	68.5	68.5	68.6	68.6	68.6	68.6	68.6	68.7	68.7	68.7	68.7	68.7	68.7	68.7
≥ 14000	69.5	69.8	69.8	69.8	69.8	69.8	69.8	69.8	69.8	69.9	69.9	69.9	69.9	69.9	70.0	70.0
≥ 12000	70.9	71.2	71.3	71.3	71.3	71.3	71.3	71.3	71.3	71.4	71.4	71.4	71.4	71.4	71.4	71.4
≥ 11000	74.5	74.9	74.9	74.9	75.0	75.0	75.0	75.0	75.0	75.1	75.1	75.1	75.1	75.1	75.1	75.1
≥ 9000	75.7	76.0	76.1	76.1	76.1	76.1	76.1	76.1	76.1	76.2	76.2	76.2	76.2	76.2	76.2	76.2
≥ 8000	80.3	80.7	80.7	80.7	80.8	80.8	80.8	80.8	80.8	80.9	80.9	80.9	80.9	80.9	80.9	80.9
≥ 7000	83.6	84.2	84.4	84.4	84.6	84.6	84.6	84.6	84.6	84.7	84.7	84.7	84.7	84.7	84.7	84.7
≥ 6000	84.3	85.0	85.2	85.2	85.4	85.4	85.4	85.4	85.4	85.4	85.4	85.4	85.4	85.4	85.5	85.5
≥ 5000	86.6	87.4	87.5	87.5	87.8	87.8	87.8	87.8	87.8	87.8	87.8	87.8	87.8	87.8	87.9	87.9
≥ 4500	87.2	88.0	88.2	88.2	88.4	88.4	88.4	88.4	88.4	88.5	88.5	88.5	88.5	88.5	88.5	88.5
≥ 4000	89.2	90.3	90.6	90.6	90.9	90.9	90.9	90.9	90.9	91.0	91.0	91.0	91.0	91.0	91.0	91.0
≥ 3500	90.0	91.1	91.4	91.5	91.8	91.8	91.8	91.8	91.8	91.8	91.8	91.8	91.8	91.8	91.9	91.9
≥ 3000	91.0	92.4	92.8	93.0	93.3	93.3	93.3	93.3	93.3	93.4	93.4	93.4	93.4	93.4	93.5	93.5
≥ 2500	91.6	93.4	93.9	94.3	94.7	94.7	94.8	94.8	94.8	94.9	95.0	95.1	95.1	95.1	95.2	95.2
≥ 2200	91.9	94.1	94.7	95.3	95.8	95.9	96.1	96.1	96.1	96.2	96.4	96.4	96.5	96.5	96.5	96.5
≥ 2000	91.9	94.2	94.8	95.3	95.9	96.0	96.2	96.2	96.2	96.4	96.5	96.5	96.6	96.6	96.6	96.6
≥ 1800	92.3	94.7	95.4	95.9	96.7	96.9	97.3	97.3	97.3	97.5	97.6	97.6	97.7	97.7	97.8	97.8
≥ 1600	92.5	95.2	95.9	96.4	97.3	97.6	98.0	98.1	98.1	98.2	98.4	98.4	98.5	98.5	98.6	98.6
≥ 1400	92.6	95.3	96.0	96.6	97.6	97.9	98.6	98.7	98.7	99.0	99.2	99.3	99.4	99.4	99.5	99.5
≥ 1200	92.6	95.4	96.1	96.7	97.7	98.0	98.7	98.8	98.8	99.1	99.3	99.4	99.5	99.5	99.6	99.6
≥ 1000	92.7	95.4	96.1	96.8	97.8	98.1	98.8	98.9	98.9	99.2	99.4	99.5	99.6	99.6	99.7	99.7
≥ 900	92.7	95.4	96.2	96.9	97.9	98.1	98.8	99.0	99.0	99.2	99.5	99.5	99.7	99.7	99.7	99.7
≥ 800	92.7	95.5	96.3	97.0	98.0	98.2	98.9	99.1	99.1	99.4	99.6	99.7	99.8	99.8	99.8	99.8
≥ 700	92.7	95.5	96.3	97.0	98.0	98.2	99.0	99.1	99.1	99.4	99.7	99.7	99.8	99.8	99.9	99.9
≥ 600	92.7	95.5	96.3	97.0	98.0	98.2	99.0	99.2	99.2	99.5	99.7	99.7	99.9	99.9	100.0	100.0
≥ 500	92.7	95.5	96.3	97.0	98.0	98.2	99.0	99.2	99.2	99.5	99.7	99.7	99.9	99.9	100.0	100.0
≥ 400	92.7	95.5	96.3	97.0	98.0	98.2	99.0	99.2	99.2	99.5	99.7	99.8	99.9	99.9	100.0	100.0
≥ 300	92.7	95.5	96.3	97.0	98.0	98.2	99.0	99.2	99.2	99.5	99.7	99.8	99.9	99.9	100.0	100.0
≥ 200	92.7	95.5	96.3	97.0	98.0	98.2	99.0	99.2	99.2	99.5	99.7	99.8	99.9	99.9	100.0	100.0
≥ 100	92.7	95.5	96.3	97.0	98.0	98.2	99.0	99.2	99.2	99.5	99.7	99.8	99.9	99.9	100.0	100.0
≥ 0	92.7	95.5	96.3	97.0	98.0	98.2	99.0	99.2	99.2	99.5	99.7	99.8	99.9	99.9	100.0	100.0

TOTAL NUMBER OF OBSERVATIONS 3187

USAF ETAC FORM 0-14-5 (OL A) PREVIOUS EDITIONS OF THIS FORM ARE OBSOLETE

GLOBAL CLIMATOLOGY BRANCH
USAFETAC
AIR WEATHER SERVICE/MAC

CEILING VERSUS VISIBILITY

~~7-26615~~ STATION ~~FT WAINWRIGHT AAF AK~~ STATION NAME ~~77-83~~ YEARS ~~MAY~~ MONTH

PERCENTAGE FREQUENCY OF OCCURRENCE (FROM HOURLY OBSERVATIONS)

~~0300-0500~~ HOURS

CEILING FEET	VISIBILITY STATUTE MILES															
	≥10	≥6	≥5	≥4	≥3	≥2½	≥2	≥1¾	≥1½	≥1¼	≥1	¾	½	≥5/16	≥¼	<¼
NO CEILING	49.5	49.5	49.5	49.5	49.5	49.5	49.5	49.5	49.5	49.5	49.5	49.5	49.5	49.5	49.5	49.5
20000	58.6	59.1	59.1	59.1	59.1	59.1	59.1	59.1	59.1	59.1	59.1	59.1	59.1	59.1	59.1	59.1
15000	60.1	60.6	60.6	60.6	60.6	60.6	60.6	60.6	60.6	60.6	60.6	60.6	60.6	60.6	60.6	60.6
10000	60.6	61.1	61.1	61.1	61.1	61.1	61.1	61.1	61.1	61.1	61.1	61.1	61.1	61.1	61.1	61.1
9000	60.6	61.1	61.1	61.1	61.1	61.1	61.1	61.1	61.1	61.1	61.1	61.1	61.1	61.1	61.1	61.1
8000	62.6	63.1	63.1	63.1	63.1	63.1	63.1	63.1	63.1	63.1	63.1	63.1	63.1	63.1	63.1	63.1
7000	67.2	68.2	68.2	68.2	68.2	68.2	68.2	68.2	68.2	68.2	68.2	68.2	68.2	68.2	68.2	68.2
6000	70.2	71.2	71.2	71.2	71.2	71.2	71.2	71.2	71.2	71.2	71.2	71.2	71.2	71.2	71.2	71.2
5000	75.3	76.3	76.3	76.3	76.3	76.3	76.3	76.3	76.3	76.3	76.3	76.3	76.3	76.3	76.3	76.3
4500	83.3	84.3	84.3	84.3	84.3	84.3	84.3	84.3	84.3	84.3	84.3	84.3	84.3	84.3	84.3	84.3
4000	85.4	86.4	86.4	86.4	86.4	86.4	86.4	86.4	86.4	86.4	86.4	86.4	86.4	86.4	86.4	86.4
3500	87.4	88.4	88.4	88.9	88.9	88.9	88.9	88.9	88.9	88.9	88.9	88.9	88.9	88.9	88.9	88.9
3000	88.4	89.4	89.4	89.9	89.9	89.9	89.9	89.9	89.9	89.9	89.9	89.9	89.9	89.9	89.9	89.9
2500	90.9	91.9	91.9	92.4	92.4	92.4	92.4	92.4	92.4	92.4	92.4	92.4	92.4	92.4	92.4	92.4
2000	91.9	92.9	92.9	93.4	93.4	93.4	93.4	93.4	93.4	93.4	93.4	93.4	93.4	93.4	93.4	93.4
1800	92.9	94.4	94.4	94.9	94.9	94.9	94.9	94.9	94.9	94.9	94.9	94.9	94.9	94.9	94.9	94.9
1600	93.4	95.5	95.5	96.0	96.0	96.0	96.0	96.0	96.0	96.0	96.0	96.0	96.0	96.0	96.0	96.0
1400	93.9	96.0	96.0	97.0	97.0	97.0	97.0	97.0	97.0	97.0	97.0	97.0	97.0	97.0	97.0	97.0
1200	93.9	96.0	96.0	97.0	97.0	97.0	97.0	97.0	97.0	97.0	97.0	97.0	97.0	97.0	97.0	97.0
1000	93.9	96.0	96.0	97.0	97.0	97.0	97.0	97.0	97.0	97.0	97.0	97.0	97.0	97.0	97.0	97.0
900	93.9	96.0	96.0	97.0	97.0	97.0	97.0	97.0	97.0	97.0	97.0	97.0	97.0	97.0	97.0	97.0
800	93.9	96.0	96.1	97.5	98.0	98.0	98.0	98.0	98.0	98.0	98.0	98.0	98.0	98.0	98.0	98.0
700	93.9	96.0	96.0	97.5	98.0	98.0	98.0	98.0	98.0	98.0	98.0	98.0	98.0	98.0	98.0	98.0
600	93.9	96.5	96.5	98.0	98.5	98.5	98.5	98.5	98.5	98.5	98.5	98.5	98.5	98.5	98.5	98.5
500	93.9	96.5	96.5	98.0	98.5	98.5	98.5	98.5	98.5	98.5	98.5	98.5	98.5	98.5	98.5	98.5
400	93.9	96.5	96.5	98.5	99.0	99.0	99.0	99.0	99.0	99.0	99.0	99.0	99.0	99.0	99.0	99.0
300	94.4	97.0	97.0	99.0	99.5	99.5	99.5	99.5	99.5	99.5	99.5	99.5	99.5	99.5	99.5	99.5
200	94.4	97.0	97.0	99.0	99.5	99.5	99.5	99.5	99.5	99.5	99.5	99.5	99.5	99.5	99.5	99.5
100	94.4	97.0	97.0	99.0	99.5	99.5	99.5	99.5	99.5	99.5	99.5	99.5	99.5	99.5	99.5	99.5
0	94.4	97.0	97.0	99.0	99.5	99.5	99.5	99.5	99.5	99.5	99.5	99.5	99.5	99.5	99.5	99.5
	94.4	97.0	97.0	99.0	99.5	99.5	99.5	100.0	100.0	100.0	100.0	100.0	100.0	100.0	100.0	100.0
	94.4	97.0	97.0	99.0	99.5	99.5	99.5	100.0	100.0	100.0	100.0	100.0	100.0	100.0	100.0	100.0

TOTAL NUMBER OF OBSERVATIONS 198

USAF ETAC FORM 0-14-5 (OL A) PREVIOUS EDITIONS OF THIS FORM ARE OBSOLETE

GLOBAL CLIMATOLOGY BRANCH
USAFETAC
AIR WEATHER SERVICE/MAC

CEILING VERSUS VISIBILITY

7-2615 FT WAINWRIGHT AAF AK 77-83 MAY
STATION STATION NAME YEARS MONTH

PERCENTAGE FREQUENCY OF OCCURRENCE
(FROM HOURLY OBSERVATIONS)

0600-0800

CEILING FEET	VISIBILITY STATUTE MILES ≥10	≥6	≥5	≥4	≥3	≥2	≥1	≥1	≥1	≥1	≥1	≥1	≥1	≥1	≥1	≥1
UNLIMITED	51.3	51.5	51.5	51.5	51.5	51.5	51.5	51.5	51.5	51.5	51.5	51.5	51.5	51.5	51.5	51.5
20000	61.4	61.6	61.6	61.6	61.7	61.7	61.7	61.7	61.7	61.7	61.7	61.7	61.7	61.7	61.7	61.7
8000	64.9	64.9	64.9	64.9	65.1	65.1	65.1	65.1	65.1	65.1	65.1	65.1	65.1	65.1	65.1	65.1
6000	64.9	65.1	65.1	65.1	65.3	65.3	65.3	65.3	65.3	65.3	65.3	65.3	65.3	65.3	65.3	65.3
4000	65.1	65.3	65.3	65.3	65.4	65.4	65.4	65.4	65.4	65.4	65.4	65.4	65.4	65.4	65.4	65.4
2000	67.4	67.6	67.6	67.6	68.0	68.1	68.1	68.1	68.1	68.1	68.1	68.1	68.1	68.1	68.1	68.1
1000	71.5	72.0	72.0	72.0	72.3	72.5	72.5	72.5	72.5	72.5	72.5	72.5	72.5	72.5	72.5	72.5
900	75.3	75.8	75.8	75.8	76.2	76.3	76.3	76.3	76.3	76.3	76.3	76.3	76.3	76.3	76.3	76.3
800	81.0	81.5	81.5	81.9	82.2	82.4	82.4	82.4	82.4	82.4	82.4	82.4	82.4	82.4	82.4	82.4
700	85.2	85.9	85.9	86.2	86.6	86.7	86.7	86.7	86.7	86.7	86.7	86.7	86.7	86.7	86.7	86.7
600	87.2	87.9	87.9	88.3	88.6	88.8	88.8	88.8	88.8	88.8	88.8	88.8	88.8	88.8	88.8	88.8
500	89.3	89.9	90.1	90.4	90.8	90.9	90.9	90.9	90.9	90.9	90.9	90.9	90.9	90.9	90.9	90.9
450	90.3	90.9	91.1	91.4	91.8	91.9	91.9	91.9	91.9	91.9	91.9	91.9	91.9	91.9	91.9	91.9
400	91.6	92.8	93.0	93.3	93.8	94.0	94.0	94.0	94.0	94.0	94.0	94.0	94.0	94.0	94.0	94.0
350	93.1	94.5	94.8	95.1	95.6	95.8	95.8	95.8	95.8	95.8	95.8	95.8	95.8	95.8	95.8	95.8
300	93.5	95.0	95.3	95.8	96.3	96.5	96.5	96.5	96.5	96.5	96.5	96.5	96.5	96.5	96.5	96.5
250	94.0	95.8	96.1	96.6	97.3	97.5	97.5	97.5	97.5	97.5	97.5	97.5	97.5	97.5	97.5	97.5
200	94.5	96.5	97.0	97.8	98.5	98.7	98.7	98.7	98.7	98.7	98.7	98.7	98.7	98.7	98.7	98.7
150	94.5	96.5	97.0	98.0	98.7	98.8	98.8	98.8	98.8	98.8	98.8	98.8	98.8	98.8	98.8	98.8
100	94.5	96.5	97.0	98.0	98.7	98.8	98.8	98.8	98.8	98.8	98.8	98.8	98.8	98.8	98.8	98.8
70	94.5	96.5	97.1	98.2	98.8	99.0	99.0	99.0	99.0	99.0	99.0	99.0	99.0	99.0	99.0	99.0
50	94.6	96.8	97.5	98.5	99.7	99.8	99.8	99.8	99.8	99.8	99.8	99.8	99.8	99.8	99.8	99.8
0	94.6	96.8	97.5	98.5	99.7	99.8	99.8	99.8	99.8	99.8	99.8	99.8	99.8	99.8	99.8	99.8
0	94.6	96.8	97.5	98.5	99.7	99.8	99.8	99.8	99.8	99.8	99.8	99.8	99.8	99.8	99.8	99.8
0	94.6	96.8	97.5	98.5	99.7	99.8	99.8	99.8	99.8	99.8	99.8	99.8	99.8	99.8	99.8	99.8
0	94.6	96.8	97.5	98.7	99.8	100.0	100.0	100.0	100.0	100.0	100.0	100.0	100.0	100.0	100.0	100.0
0	94.6	96.8	97.5	98.7	99.8	100.0	100.0	100.0	100.0	100.0	100.0	100.0	100.0	100.0	100.0	100.0
0	94.6	96.8	97.5	98.7	99.8	100.0	100.0	100.0	100.0	100.0	100.0	100.0	100.0	100.0	100.0	100.0
0	94.6	96.8	97.5	98.7	99.8	100.0	100.0	100.0	100.0	100.0	100.0	100.0	100.0	100.0	100.0	100.0
0	94.6	96.8	97.5	98.7	99.8	100.0	100.0	100.0	100.0	100.0	100.0	100.0	100.0	100.0	100.0	100.0
0	94.6	96.8	97.5	98.7	99.8	100.0	100.0	100.0	100.0	100.0	100.0	100.0	100.0	100.0	100.0	100.0

TOTAL NUMBER OF OBSERVATIONS 596

GLOBAL CLIMATOLOGY BRANCH
USAFETAC
AIR WEATHER SERVICE/MAC

CEILING VERSUS VISIBILITY

7 26 15 STATION | FT WAINWRIGHT AAF AK STATION NAME | 77-83 YEARS | MAY MONTH

PERCENTAGE FREQUENCY OF OCCURRENCE
(FROM HOURLY OBSERVATIONS)

0900-1100

CEILING FEET	VISIBILITY STATUTE MILES															
	≥10	≥6	≥5	≥4	≥3	≥2½	≥2	≥1¾	≥1½	≥1¼	≥1	¾	½	≥0		
NO CEILING	55.0	55.0	55.0	55.0	55.0	55.0	55.0	55.0	55.0	55.0	55.0	55.0	55.0	55.0	55.0	55.0
≥ 20000	65.4	65.4	65.4	65.4	65.6	65.6	65.6	65.6	65.6	65.6	65.6	65.6	65.6	65.6	65.6	65.6
≥ 18000	69.0	68.1	69.1	68.1	68.3	68.3	68.3	68.3	68.3	68.3	68.3	68.3	68.3	68.3	68.3	68.3
≥ 6000	68.6	68.8	68.8	68.8	69.0	69.0	69.0	69.0	69.0	69.0	69.0	69.0	69.0	69.0	69.0	69.0
≥ 4000	69.3	69.1	69.1	69.1	69.3	69.3	69.3	69.3	69.3	69.3	69.3	69.3	69.3	69.3	69.3	69.3
≥ 3000	70.6	70.8	70.8	70.8	71.0	71.0	71.0	71.0	71.0	71.0	71.1	71.1	71.1	71.1	71.1	71.1
≥ 2500	76.0	76.2	76.2	76.2	76.3	76.3	76.3	76.3	76.3	76.3	76.5	76.5	76.5	76.5	76.5	76.5
≥ 2000	78.5	78.7	78.7	78.7	78.9	78.9	78.9	78.9	78.9	78.9	79.0	79.0	79.0	79.0	79.0	79.0
≥ 1500	85.6	86.1	86.1	86.1	86.2	86.2	86.2	86.2	86.2	86.2	86.4	86.4	86.4	86.4	86.4	86.4
≥ 1000	88.6	89.1	89.1	89.1	89.3	89.4	89.4	89.4	89.4	89.4	89.6	89.6	89.6	89.6	89.6	89.6
≥ 800	88.8	89.3	89.3	89.3	89.4	89.8	89.8	89.8	89.8	89.8	89.9	89.9	89.9	89.9	89.9	89.9
≥ 600	90.3	90.8	90.8	90.8	91.1	91.4	91.4	91.4	91.4	91.4	91.6	91.6	91.6	91.6	91.6	91.6
≥ 500	90.8	91.4	91.4	91.4	91.6	91.9	91.9	91.9	91.9	91.9	92.1	92.1	92.1	92.1	92.1	92.1
≥ 400	92.4	93.5	93.5	93.5	93.6	94.0	94.0	94.0	94.0	94.0	94.1	94.6	94.6	94.6	94.6	94.6
≥ 300	93.5	94.5	94.5	94.6	94.8	95.1	95.1	95.1	95.1	95.3	95.8	95.8	95.8	95.8	95.8	95.8
≥ 200	94.8	96.0	96.0	96.1	96.3	96.6	96.6	96.6	96.6	96.8	97.3	97.3	97.3	97.3	97.3	97.3
≥ 150	94.8	96.3	96.3	96.5	96.6	97.0	97.0	97.0	97.0	97.1	97.7	97.7	97.7	97.7	97.7	97.7
≥ 100	95.1	97.1	97.1	97.3	97.5	97.8	97.8	97.8	97.8	98.0	98.5	98.5	98.5	98.5	98.5	98.5
≥ 70	95.1	97.1	97.1	97.3	97.5	97.8	97.8	97.8	97.8	98.0	98.5	98.5	98.5	98.5	98.5	98.5
≥ 50	95.5	97.5	97.5	97.8	98.0	98.3	98.3	98.3	98.3	98.5	99.0	99.0	99.0	99.0	99.0	99.0
≥ 30	95.5	97.5	97.5	97.8	98.0	98.3	98.3	98.3	98.3	98.5	99.0	99.0	99.0	99.0	99.0	99.0
≥ 20	95.6	97.8	98.0	98.5	98.7	99.0	99.0	99.0	99.0	99.2	99.7	99.7	99.7	99.7	99.7	99.7
≥ 15	95.6	97.8	98.0	98.5	98.7	99.0	99.0	99.0	99.0	99.2	99.7	99.7	99.7	99.7	99.7	99.7
≥ 10	95.6	97.8	98.0	98.5	98.7	99.0	99.0	99.0	99.0	99.2	99.7	99.7	99.7	99.7	99.7	99.7
≥ 7	95.6	97.8	98.0	98.5	98.7	99.0	99.0	99.0	99.0	99.2	99.7	99.7	99.7	99.7	99.7	99.7
≥ 5	95.6	98.2	98.3	98.8	99.0	99.3	99.3	99.3	99.3	99.5	100.0	100.0	100.0	100.0	100.0	100.0
≥ 4	95.6	98.2	98.3	98.8	99.0	99.3	99.3	99.3	99.3	99.5	100.0	100.0	100.0	100.0	100.0	100.0
≥ 3	95.6	98.2	98.3	98.8	99.0	99.3	99.3	99.3	99.3	99.5	100.0	100.0	100.0	100.0	100.0	100.0
≥ 2	95.6	98.2	98.3	98.8	99.0	99.3	99.3	99.3	99.3	99.5	100.0	100.0	100.0	100.0	100.0	100.0
≥ 1	95.6	98.2	98.3	98.8	99.0	99.3	99.3	99.3	99.3	99.5	100.0	100.0	100.0	100.0	100.0	100.0
0	95.6	98.2	98.3	98.8	99.0	99.3	99.3	99.3	99.3	99.5	100.0	100.0	100.0	100.0	100.0	100.0

TOTAL NUMBER OF OBSERVATIONS 596



GLOBAL CLIMATOLOGY BRANCH
USAFETAC
AIR WEATHER SERVICE/MAC

CEILING VERSUS VISIBILITY

7[illegible]15 FT WAINWRIGHT AAF AK 77-83 MAY
STATION STATION NAME YEARS

PERCENTAGE FREQUENCY OF OCCURRENCE
(FROM HOURLY OBSERVATIONS)

1200-1400

CEILING (FEET)	VISIBILITY STATUTE MILES															
	≥10	≥6	≥5	≥4	≥3	≥2½	≥2	≥1¾	≥1½	≥1¼	≥1	≥¾	≥½	≥5/16	≥¼	≥0
NO CEILING	45.5	45.5	45.5	45.5	45.5	45.5	45.5	45.5	45.5	45.5	45.5	45.5	45.5	45.5	45.5	45.5
≥ 20000	57.1	57.3	57.3	57.3	57.3	57.3	57.3	57.3	57.3	57.3	57.3	57.3	57.3	57.3	57.3	57.3
≥ 15000	60.2	60.5	60.5	60.5	60.5	60.5	60.5	60.5	60.5	60.5	60.5	60.5	60.5	60.5	60.5	60.5
≥ 10000	60.3	60.7	60.7	60.7	60.7	60.7	60.7	60.7	60.7	60.7	60.7	60.7	60.7	60.7	60.7	60.7
≥ 9000	60.3	60.7	60.7	60.7	60.7	60.7	60.7	60.7	60.7	60.7	60.7	60.7	60.7	60.7	60.7	60.7
≥ 8000	62.3	62.4	62.4	62.4	62.4	62.4	62.4	62.4	62.4	62.4	62.4	62.4	62.4	62.4	62.4	62.4
≥ 7000	68.1	68.4	68.4	68.4	68.4	68.4	68.4	68.4	68.4	68.4	68.4	68.4	68.4	68.4	68.4	68.4
≥ 6500	70.3	70.6	70.6	70.6	70.6	70.6	70.6	70.6	70.6	70.6	70.6	70.6	70.6	70.6	70.6	70.6
≥ 6000	77.1	77.3	77.3	77.3	77.3	77.3	77.3	77.3	77.3	77.3	77.3	77.3	77.3	77.3	77.3	77.3
≥ 5000	79.8	80.3	80.3	80.3	80.3	80.7	80.8	80.8	80.8	80.8	80.8	80.8	80.8	80.8	80.8	80.8
≥ 4500	81.5	82.0	82.0	82.0	82.0	82.4	82.5	82.5	82.5	82.5	82.5	82.5	82.5	82.5	82.5	82.5
≥ 4000	84.2	84.9	85.0	85.0	85.0	85.4	85.5	85.5	85.5	85.5	85.5	85.5	85.5	85.5	85.5	85.5
≥ 3500	86.7	87.4	87.6	87.6	87.6	87.9	88.1	88.1	88.1	88.1	88.1	88.1	88.1	88.1	88.1	88.1
≥ 3000	91.1	92.1	92.3	92.3	92.3	92.6	92.8	92.8	92.8	92.8	92.8	92.8	92.8	92.8	92.8	92.8
≥ 2500	93.8	94.8	95.0	95.0	95.0	95.3	95.5	95.5	95.5	95.5	95.5	95.5	95.5	95.5	95.5	95.5
≥ 2000	95.5	96.8	97.0	97.0	97.0	97.3	97.5	97.5	97.5	97.5	97.5	97.5	97.5	97.5	97.5	97.5
≥ 1800	96.3	97.8	98.0	98.0	98.0	98.3	98.5	98.5	98.5	98.5	98.5	98.5	98.5	98.5	98.5	98.5
≥ 1600	96.8	98.7	98.8	98.8	98.8	99.2	99.3	99.3	99.3	99.3	99.3	99.3	99.3	99.3	99.3	99.3
≥ 1400	96.8	98.7	98.8	98.8	98.8	99.2	99.3	99.3	99.3	99.3	99.3	99.3	99.3	99.3	99.3	99.3
≥ 1200	97.3	99.2	99.3	99.3	99.3	99.7	99.8	99.8	99.8	99.8	99.8	99.8	99.8	99.8	99.8	99.8
≥ 1000	97.3	99.2	99.3	99.3	99.3	99.7	99.8	99.8	99.8	99.8	99.8	99.8	99.8	99.8	99.8	99.8
≥ 900	97.3	99.2	99.3	99.3	99.3	99.7	99.8	99.8	99.8	99.8	99.8	99.8	99.8	99.8	99.8	99.8
≥ 800	97.3	99.3	99.5	99.5	99.5	99.8	100.0	100.0	100.0	100.0	100.0	100.0	100.0	100.0	100.0	100.0
≥ 700	97.3	99.3	99.5	99.5	99.5	99.8	100.0	100.0	100.0	100.0	100.0	100.0	100.0	100.0	100.0	100.0
≥ 600	97.3	99.3	99.5	99.5	99.5	99.8	100.0	100.0	100.0	100.0	100.0	100.0	100.0	100.0	100.0	100.0
≥ 500	97.3	99.3	99.5	99.5	99.5	99.8	100.0	100.0	100.0	100.0	100.0	100.0	100.0	100.0	100.0	100.0
≥ 400	97.3	99.3	99.5	99.5	99.5	99.8	100.0	100.0	100.0	100.0	100.0	100.0	100.0	100.0	100.0	100.0
≥ 300	97.3	99.3	99.5	99.5	99.5	99.8	100.0	100.0	100.0	100.0	100.0	100.0	100.0	100.0	100.0	100.0
≥ 200	97.3	99.3	99.5	99.5	99.5	99.8	100.0	100.0	100.0	100.0	100.0	100.0	100.0	100.0	100.0	100.0
≥ 100	97.3	99.3	99.5	99.5	99.5	99.8	100.0	100.0	100.0	100.0	100.0	100.0	100.0	100.0	100.0	100.0
≥ 0	97.3	99.3	99.5	99.5	99.5	99.8	100.0	100.0	100.0	100.0	100.0	100.0	100.0	100.0	100.0	100.0

TOTAL NUMBER OF OBSERVATIONS 595

USAF ETAC FORM 0-14-5 (OL A) PREVIOUS EDITIONS OF THIS FORM ARE OBSOLETE

GLOBAL CLIMATOLOGY BRANCH
USAFETAC
AIR WEATHER SERVICE/MAC

CEILING VERSUS VISIBILITY

7-2615 (STATION) FT WAINWRIGHT AAF AK (STATION NAME) 77-83 (YEARS) MAY (MONTH)

PERCENTAGE FREQUENCY OF OCCURRENCE
(FROM HOURLY OBSERVATIONS)

1500-1700 (LOCAL TIME)

CEILING (FEET)	VISIBILITY (STATUTE MILES) ≥10	≥6	≥5	≥4	≥3	≥2½	≥2	≥1½	≥1¼	≥1	≥¾	≥½	≥¼	≥0
NO CEILING	40.9	40.9	40.9	40.9	40.9	40.9	40.9	40.9	40.9	40.9	40.9	40.9	40.9	40.9
≥ 20000	50.1	50.4	50.4	50.4	50.4	50.4	50.4	50.4	50.4	50.4	50.4	50.4	50.4	50.4
≥ 18000	54.5	54.8	54.8	54.8	54.8	54.8	54.8	54.8	54.8	54.8	54.8	54.8	54.8	54.8
≥ 14000	54.8	55.2	55.2	55.2	55.2	55.2	55.2	55.2	55.2	55.2	55.2	55.2	55.2	55.2
≥ 12000	55.7	56.0	56.0	56.0	56.0	56.0	56.0	56.0	56.0	56.0	56.0	56.0	56.0	56.0
≥ 10000	57.7	58.0	58.0	58.0	58.0	58.0	58.0	58.0	58.0	58.0	58.0	58.0	58.0	58.0
≥ 9000	63.1	63.6	63.6	63.6	63.6	63.6	63.6	63.6	63.6	63.6	63.6	63.6	63.6	63.6
≥ 8000	67.2	67.9	67.9	67.9	67.9	67.9	67.9	67.9	67.9	67.9	67.9	67.9	67.9	67.9
≥ 7000	75.1	75.8	75.8	75.8	75.8	75.8	75.8	75.8	75.8	75.8	75.8	75.8	75.8	75.8
≥ 6000	78.3	79.1	79.0	79.0	79.0	79.0	79.0	79.0	79.0	79.0	79.0	79.0	79.0	79.0
≥ 5000	80.4	81.0	81.0	81.0	81.0	81.0	81.0	81.0	81.0	81.0	81.0	81.0	81.0	81.0
≥ 4500	83.9	84.8	84.8	84.8	84.8	84.8	84.8	84.8	84.8	84.8	84.8	84.8	84.8	84.8
≥ 4000	87.8	88.7	88.7	88.7	88.7	88.7	88.7	88.7	88.7	88.7	88.7	88.7	88.7	88.7
≥ 3500	93.9	94.8	94.8	94.8	94.8	94.8	94.8	94.8	94.8	94.8	94.8	94.8	94.8	94.8
≥ 3000	96.3	97.1	97.1	97.1	97.1	97.1	97.1	97.1	97.1	97.1	97.1	97.1	97.1	97.1
≥ 2500	97.3	98.1	98.1	98.1	98.1	98.1	98.1	98.1	98.1	98.1	98.1	98.1	98.1	98.1
≥ 2000	98.8	99.7	99.7	99.7	99.7	99.7	99.7	99.7	99.7	99.7	99.7	99.7	99.7	99.7
≥ 1800	98.8	99.7	99.7	99.7	99.7	99.7	99.7	99.7	99.7	99.7	99.7	99.7	99.7	99.7
≥ 1600	98.8	99.7	99.7	99.7	99.7	99.7	99.7	99.7	99.7	99.7	99.7	99.7	99.7	99.7
≥ 1400	98.8	99.7	99.7	99.7	99.7	99.7	99.7	99.7	99.7	99.7	99.7	99.7	99.7	99.7
≥ 1200	98.8	99.7	99.7	99.7	99.7	99.7	99.7	99.7	99.7	99.7	99.7	99.7	99.7	99.7
≥ 1000	98.8	99.8	99.8	99.8	100.0	100.0	100.0	100.0	100.0	100.0	100.0	100.0	100.0	100.0
≥ 900	98.8	99.8	99.8	99.8	100.0	100.0	100.0	100.0	100.0	100.0	100.0	100.0	100.0	100.0
≥ 800	98.8	99.8	99.8	99.8	100.0	100.0	100.0	100.0	100.0	100.0	100.0	100.0	100.0	100.0
≥ 700	98.8	99.8	99.8	99.8	100.0	100.0	100.0	100.0	100.0	100.0	100.0	100.0	100.0	100.0
≥ 600	98.8	99.8	99.8	99.8	100.0	100.0	100.0	100.0	100.0	100.0	100.0	100.0	100.0	100.0
≥ 500	98.8	99.8	99.8	99.8	100.0	100.0	100.0	100.0	100.0	100.0	100.0	100.0	100.0	100.0
≥ 400	98.8	99.8	99.8	99.8	100.0	100.0	100.0	100.0	100.0	100.0	100.0	100.0	100.0	100.0
≥ 300	98.8	99.8	99.8	99.8	100.0	100.0	100.0	100.0	100.0	100.0	100.0	100.0	100.0	100.0
≥ 200	98.8	99.8	99.8	99.8	100.0	100.0	100.0	100.0	100.0	100.0	100.0	100.0	100.0	100.0
≥ 100	98.8	99.8	99.8	99.8	100.0	100.0	100.0	100.0	100.0	100.0	100.0	100.0	100.0	100.0
≥ 0	98.8	99.8	99.8	99.8	100.0	100.0	100.0	100.0	100.0	100.0	100.0	100.0	100.0	100.0

TOTAL NUMBER OF OBSERVATIONS 591

GLOBAL CLIMATOLOGY BRANCH
USAFETAC
AIR WEATHER SERVICE/MAC

CEILING VERSUS VISIBILITY

702615 (STATION) FT WAINWRIGHT AAF AK (STATION NAME) 77-82 (YEARS) MAY (MONTH)

PERCENTAGE FREQUENCY OF OCCURRENCE
(FROM HOURLY OBSERVATIONS)

18-0-2300

CEILING (FEET)	VISIBILITY STATUTE MILES															
	≥10	≥6	≥5	≥4	≥3	≥2	≥1½	≥1	≥¾	≥½	≥¼	≥0				
NO CEILING	46.3	47.0	47.0	47.0	47.0	47.0	47.0	47.0	47.0	47.0	47.0	47.0	47.0	47.0	47.0	47.0
≥ 20000	54.6	54.7	54.7	54.7	54.7	54.7	54.7	54.7	54.7	54.7	54.7	54.7	54.7	54.7	54.7	54.7
≥ 8000	59.1	59.5	59.5	59.5	59.5	59.5	59.5	59.5	59.5	59.5	59.5	59.5	59.5	59.5	59.5	59.5
≥ 5000	60.6	61.0	61.0	61.0	61.0	61.0	61.0	61.0	61.0	61.0	61.0	61.0	61.0	61.0	61.0	61.0
≥ 4000	61.8	62.2	62.2	62.2	62.2	62.2	62.2	62.2	62.2	62.2	62.2	62.2	62.2	62.2	62.2	62.2
≥ 3000	63.9	64.2	64.2	64.2	64.2	64.2	64.2	64.2	64.2	64.2	64.2	64.2	64.2	64.2	64.2	64.2
≥ 2500	67.7	68.1	68.1	68.1	68.1	68.1	68.1	68.1	68.1	68.1	68.1	68.1	68.1	68.1	68.1	68.1
≥ 2000	70.8	71.1	71.1	71.1	71.1	71.1	71.1	71.1	71.1	71.1	71.1	71.1	71.1	71.1	71.1	71.1
≥ 1500	77.0	77.4	77.4	77.4	77.4	77.4	77.4	77.4	77.4	77.4	77.4	77.4	77.4	77.4	77.4	77.4
≥ 1000	79.9	80.4	80.6	80.6	80.6	80.6	80.6	80.6	80.6	80.6	80.6	80.6	80.6	80.6	80.6	80.6
≥ 800	81.3	82.1	82.3	82.3	82.4	82.4	82.4	82.4	82.4	82.4	82.4	82.4	82.4	82.4	82.4	82.4
≥ 600	85.6	86.5	86.7	86.7	86.8	86.8	86.8	86.8	86.8	86.8	86.8	86.8	86.8	86.8	86.8	86.8
≥ 400	88.3	88.9	89.0	89.0	89.2	89.2	89.2	89.2	89.2	89.2	89.2	89.2	89.2	89.2	89.2	89.2
≥ 300	93.9	94.8	94.9	94.9	95.3	95.3	95.3	95.3	95.3	95.3	95.3	95.3	95.3	95.3	95.3	95.3
≥ 200	96.1	97.5	97.6	97.6	98.0	98.0	98.0	98.0	98.0	98.0	98.0	98.0	98.0	98.0	98.0	98.0
≥ 150	96.6	98.1	98.3	98.3	99.0	99.0	99.0	99.0	99.0	99.0	99.0	99.0	99.0	99.0	99.0	99.0
≥ 100	96.6	98.1	98.3	98.3	99.0	99.0	99.0	99.0	99.0	99.0	99.0	99.0	99.0	99.0	99.0	99.0
≥ 70	96.6	98.1	98.3	98.3	99.0	99.3	99.3	99.3	99.3	99.3	99.3	99.3	99.3	99.3	99.3	99.3
≥ 50	96.6	98.1	98.3	98.3	99.0	99.3	99.3	99.3	99.3	99.3	99.3	99.3	99.3	99.3	99.3	99.3
≥ 30	96.3	98.3	98.5	98.5	99.2	99.5	99.5	99.5	99.5	99.5	99.5	99.5	99.5	99.5	99.5	99.5
≥ 20	96.8	98.3	98.5	98.5	99.2	99.5	99.5	99.5	99.5	99.5	99.5	99.5	99.5	99.5	99.5	99.5
≥ 15	96.8	98.3	98.5	98.5	99.2	99.5	99.5	99.5	99.5	99.5	99.5	99.5	99.5	99.5	99.5	99.5
≥ 10	96.8	98.3	98.5	98.5	99.2	99.5	99.5	99.5	99.5	99.5	99.5	99.5	99.5	99.5	99.5	99.5
≥ 7	97.1	98.5	98.6	98.6	99.3	99.8	99.8	99.8	99.8	99.8	99.8	99.8	99.8	99.8	99.8	99.8
≥ 5	97.3	98.5	98.6	98.6	99.3	99.8	99.8	99.8	99.8	99.8	99.8	99.8	99.8	99.8	99.8	99.8
≥ 4	97.3	98.5	98.6	98.6	99.5	100.0	100.0	100.0	100.0	100.0	100.0	100.0	100.0	100.0	100.0	100.0
≥ 3	97.0	98.5	98.6	98.6	99.5	100.0	100.0	100.0	100.0	100.0	100.0	100.0	100.0	100.0	100.0	100.0
≥ 2	97.0	98.5	98.6	98.6	99.5	100.0	100.0	100.0	100.0	100.0	100.0	100.0	100.0	100.0	100.0	100.0
≥ 1	97.0	98.5	98.6	98.6	99.5	100.0	100.0	100.0	100.0	100.0	100.0	100.0	100.0	100.0	100.0	100.0
≥ 0	97.3	98.5	98.6	98.6	99.5	100.0	100.0	100.0	100.0	100.0	100.0	100.0	100.0	100.0	100.0	100.0
	97.3	98.5	98.6	98.6	99.5	100.0	100.0	100.0	100.0	100.0	100.0	100.0	100.0	100.0	100.0	100.0

TOTAL NUMBER OF OBSERVATIONS 592

USAF ETAC FORM 0-14-5 (OL A) PREVIOUS EDITIONS OF THIS FORM ARE OBSOLETE

GLOBAL CLIMATOLOGY BRANCH
USAFETAC
AIR WEATHER SERVICE/MAC

CEILING VERSUS VISIBILITY

7 26 15 (STATION) FT WAINWRIGHT AAF AK (STATION NAME) 77-82 (YEARS) MAY

PERCENTAGE FREQUENCY OF OCCURRENCE
FROM HOURLY OBSERVATIONS

ALL

CEILING (FEET)	VISIBILITY (STATUTE MILES) ≥10	≥6	≥5	≥4	≥3	≥2½	≥2	≥1½	≥1¼	≥1	≥¾	≥½	≥¼	<¼
	48.1	48.1	48.1	48.1	48.1	48.1	48.1	48.1	48.1	48.1	48.1	48.1	48.1	48.1
≥20000	57.8	58.0	58.0	58.0	58.0	58.0	58.0	58.0	58.0	58.0	58.0	58.0	58.0	58.0
8000	61.2	61.5	61.5	61.5	61.6	61.6	61.6	61.6	61.6	61.6	61.6	61.6	61.6	61.6
6000	61.8	62.1	62.1	62.1	62.2	62.2	62.2	62.2	62.2	62.2	62.2	62.2	62.2	62.2
4000	62.3	62.6	62.6	62.6	62.6	62.6	62.6	62.6	62.6	62.6	62.6	62.6	62.6	62.6
3000	64.2	64.5	64.5	64.5	64.6	64.6	64.6	64.6	64.6	64.6	64.7	64.7	64.7	64.7
2500	69.2	69.6	69.6	69.6	69.7	69.7	69.7	69.7	69.7	69.7	69.7	69.7	69.7	69.7
2000	72.3	72.7	72.7	72.7	72.8	72.9	72.9	72.9	72.9	72.9	72.9	72.9	72.9	72.9
1800	78.9	79.4	79.4	79.5	79.6	79.6	79.6	79.6	79.6	79.6	79.6	79.6	79.6	79.6
1500	82.4	83.0	83.1	83.1	83.2	83.4	83.4	83.4	83.4	83.4	83.4	83.4	83.4	83.4
1000	83.9	84.6	84.6	84.7	84.8	85.0	85.0	85.0	85.0	85.0	85.0	85.0	85.0	85.0
500	86.7	87.5	87.6	87.7	87.8	87.9	88.0	88.0	88.0	88.0	88.0	88.0	88.0	88.0
400	88.7	89.5	89.6	89.6	89.8	89.9	90.0	90.0	90.0	90.0	90.0	90.0	90.0	90.0
300	92.5	93.5	93.6	93.7	93.8	94.0	94.0	94.0	94.0	94.1	94.2	94.2	94.2	94.2
200	94.4	95.5	95.6	95.7	95.9	96.1	96.1	96.1	96.1	96.1	96.2	96.2	96.2	96.2
150	95.3	96.7	96.8	96.9	97.2	97.3	97.4	97.4	97.4	97.4	97.5	97.5	97.5	97.5
100	95.9	97.4	97.5	97.7	98.0	98.1	98.2	98.2	98.2	98.2	98.3	98.3	98.3	98.3
50	96.2	97.9	98.0	98.3	98.6	98.8	98.8	98.8	98.8	98.8	99.0	99.0	99.0	99.0
30	96.2	97.9	98.0	98.3	98.6	98.8	98.9	98.9	98.9	98.9	99.0	99.0	99.0	99.0
20	96.4	98.1	98.2	98.5	98.8	99.1	99.1	99.1	99.1	99.1	99.2	99.2	99.2	99.2
10	96.4	98.1	98.3	98.6	98.9	99.1	99.1	99.1	99.1	99.1	99.2	99.2	99.2	99.2
0	96.5	98.2	98.4	98.8	99.2	99.5	99.5	99.5	99.5	99.5	99.6	99.6	99.6	99.6
M	96.5	98.3	98.5	98.9	99.3	99.5	99.6	99.6	99.6	99.6	99.7	99.7	99.7	99.7
0	96.5	98.3	98.5	98.9	99.4	99.6	99.7	99.7	99.7	99.7	99.8	99.8	99.8	99.8
M	96.5	98.3	98.5	98.9	99.4	99.6	99.7	99.7	99.7	99.7	99.8	99.8	99.8	99.8
0	96.5	98.4	98.6	99.0	99.5	99.7	99.8	99.8	99.8	99.8	99.9	99.9	99.9	99.9
M	96.5	98.4	98.6	99.1	99.6	99.8	99.8	99.8	99.8	99.9	100.0	100.0	100.0	100.0
0	96.5	98.4	98.6	99.1	99.6	99.8	99.8	99.8	99.8	99.9	100.0	100.0	100.0	100.0
M	96.5	98.4	98.6	99.1	99.6	99.8	99.8	99.8	99.8	99.9	100.0	100.0	100.0	100.0
0	96.5	98.4	98.6	99.1	99.6	99.8	99.8	99.8	99.8	99.9	100.0	100.0	100.0	100.0
M	96.5	98.4	98.6	99.1	99.6	99.8	99.8	99.9	99.9	99.9	100.0	100.0	100.0	100.0
0	96.5	98.4	98.6	99.1	99.6	99.8	99.8	99.9	99.9	99.9	100.0	100.0	100.0	100.0

TOTAL NUMBER OF OBSERVATIONS 3168

USAF ETAC FORM 0-14-5 (OL A) PREVIOUS EDITIONS OF THIS FORM ARE OBSOLETE

GLOBAL CLIMATOLOGY BRANCH
USAF ETAC
AIR WEATHER SERVICE/MAC

CEILING VERSUS VISIBILITY

7 2615 FT WAINWRIGHT AAF AK 77-82

PERCENTAGE FREQUENCY OF OCCURRENCE
FROM HOURLY OBSERVATIONS

0700-0800

CEILING (FEET)	VISIBILITY (STATUTE MILES)																
	20	24	22	20	18	16	14	12	10	9	8	7	6	5	4	3	2
22000	35.1	36.3	36.3	36.3	36.3	36.3	36.3	36.3	36.3	36.3	36.3	36.3	36.3	36.3	36.3	36.3	36.3
20000	42.3	43.5	43.5	43.5	43.5	43.5	43.5	43.5	43.5	43.5	43.5	43.5	43.5	43.5	43.5	43.5	43.5
18000	43.5	44.6	44.6	44.6	44.6	44.6	44.6	44.6	44.6	44.6	44.6	44.6	44.6	44.6	44.6	44.6	44.6
16000	43.5	44.6	44.6	44.6	44.6	44.6	44.6	44.6	44.6	44.6	44.6	44.6	44.6	44.6	44.6	44.6	44.6
14000	45.2	46.4	46.4	46.4	46.4	46.4	46.4	46.4	46.4	46.4	46.4	46.4	46.4	46.4	46.4	46.4	46.4
12000	47.6	48.8	48.8	48.8	48.8	48.8	48.8	48.8	48.8	48.8	48.8	48.8	48.8	48.8	48.8	48.8	48.8
10000	51.8	53.0	53.0	53.0	53.0	53.0	53.0	53.0	53.0	53.0	53.0	53.0	53.0	53.0	53.0	53.0	53.0
9000	55.4	56.5	56.5	56.5	56.5	56.5	56.5	56.5	56.5	56.5	56.5	56.5	56.5	56.5	56.5	56.5	56.5
8000	64.3	66.1	66.1	66.1	66.1	66.1	66.1	66.1	66.1	66.1	66.1	66.1	66.1	66.1	66.1	66.1	66.1
7000	68.5	70.2	70.2	70.8	70.8	70.8	70.8	70.8	70.8	70.8	70.8	70.8	70.8	70.8	70.8	70.8	70.8
6000	72.3	73.8	73.8	74.4	74.4	74.4	74.4	74.4	74.4	74.4	74.4	74.4	74.4	74.4	74.4	74.4	74.4
5000	75.0	77.4	77.4	78.0	78.0	78.0	78.0	78.0	78.0	78.0	78.0	78.0	78.0	78.0	78.0	78.0	78.0
4500	78.0	80.4	80.4	81.0	81.0	81.0	81.0	81.0	81.0	81.0	81.0	81.0	81.0	81.0	81.0	81.0	81.0
4000	82.1	85.1	85.1	85.7	85.7	85.7	85.7	85.7	85.7	85.7	85.7	85.7	85.7	85.7	85.7	85.7	85.7
3500	83.9	87.5	87.5	88.1	88.1	88.1	88.1	88.1	88.1	88.1	88.1	88.1	88.1	88.1	88.1	88.1	88.1
3000	84.5	88.7	89.9	90.5	90.5	90.5	90.5	90.5	90.5	90.5	90.5	90.5	90.5	90.5	90.5	90.5	90.5
2500	86.9	91.1	92.3	92.9	92.9	92.9	92.9	92.9	92.9	92.9	92.9	92.9	92.9	92.9	92.9	92.9	92.9
2000	87.5	91.7	92.9	93.5	93.5	93.5	93.5	93.5	93.5	93.5	93.5	93.5	93.5	93.5	93.5	93.5	93.5
1800	87.5	91.7	92.9	93.5	93.5	93.5	93.5	93.5	93.5	93.5	93.5	93.5	93.5	93.5	93.5	93.5	93.5
1600	88.7	93.5	94.6	95.2	95.2	95.2	95.2	95.2	95.2	95.2	95.2	95.2	95.2	95.2	95.2	95.2	95.2
1400	88.7	93.5	94.6	95.2	96.4	96.4	96.4	96.4	96.4	96.4	96.4	96.4	96.4	96.4	96.4	96.4	96.4
1200	89.3	94.0	95.2	95.8	97.0	97.0	97.0	97.0	97.0	97.0	97.0	97.0	97.6	97.6	97.6	97.6	97.6
1000	89.3	94.0	95.2	95.8	97.0	97.0	97.0	97.0	97.0	97.0	97.0	97.0	97.6	97.6	97.6	97.6	97.6
900	89.3	94.0	95.2	95.8	97.0	97.0	97.0	97.0	97.0	97.0	97.0	97.0	97.6	97.6	97.6	97.6	97.6
800	89.3	94.0	95.2	95.8	97.0	97.0	97.0	97.0	97.0	97.0	97.0	97.0	97.6	97.6	97.6	97.6	97.6
700	89.3	94.0	95.2	95.8	97.0	97.0	97.0	97.0	97.0	97.0	97.0	97.0	97.6	97.6	97.6	97.6	97.6
600	89.9	94.6	95.8	96.4	98.2	98.2	98.2	98.2	98.2	98.2	98.2	98.2	98.8	98.8	98.8	98.8	98.8
500	89.9	95.2	96.4	97.0	98.8	98.8	98.8	98.8	98.8	98.8	98.8	98.8	99.4	99.4	99.4	99.4	99.4
400	89.9	95.2	96.4	97.0	98.8	98.8	98.8	98.8	98.8	98.8	98.8	98.8	100.0	100.0	100.0	100.0	100.0
300	89.9	95.2	96.4	97.0	98.8	98.8	98.8	98.8	98.8	98.8	98.8	98.8	100.0	100.0	100.0	100.0	100.0
200	89.9	95.2	96.4	97.0	98.8	98.8	98.8	98.8	98.8	98.8	98.8	98.8	100.0	100.0	100.0	100.0	100.0
100	89.9	95.2	96.4	97.0	98.8	98.8	98.8	98.8	98.8	98.8	98.8	98.8	100.0	100.0	100.0	100.0	100.0

TOTAL NUMBER OF OBSERVATIONS 165

USAF ETAC 0-14-5 (OL A) PREVIOUS EDITIONS OF THIS FORM ARE OBSOLETE

GLOBAL CLIMATOLOGY BRANCH
USAFETAC
AIR WEATHER SERVICE/MAC

CEILING VERSUS VISIBILITY

7-2615 FT WAINWRIGHT AAF AK 77-82

PERCENTAGE FREQUENCY OF OCCURRENCE
FROM HOURLY OBSERVATIONS

0600-0800

CEILING FEET	VISIBILITY STATUTE MILES															
	≥10	≥6	≥5	≥4	≥3	≥2½	≥2	≥1½	≥1	≥¾	≥½	≥¼	≥0			
≥ 20000	34.6	35.2	35.2	35.6	35.6	35.6	35.6	35.6	35.6	35.6	35.6	35.6	35.6	35.6	35.6	35.6
≥ 15000	40.7	41.3	41.3	41.7	41.9	41.9	41.9	41.9	41.9	41.9	41.9	41.9	41.9	41.9	41.9	41.9
≥ 12000	43.5	44.1	44.1	44.5	44.7	44.7	44.7	44.7	44.7	44.7	44.7	44.7	44.7	44.7	44.7	44.7
≥ 10000	43.5	44.1	44.1	44.5	44.7	44.7	44.7	44.7	44.7	44.7	44.7	44.7	44.7	44.7	44.7	44.7
≥ 9000	44.7	45.3	45.3	45.7	45.8	45.8	45.8	45.8	45.8	45.8	45.8	45.8	45.8	45.8	45.8	45.8
≥ 8000	48.8	49.4	49.4	49.8	50.0	50.0	50.0	50.0	50.0	50.0	50.0	50.0	50.0	50.0	50.0	50.0
≥ 7000	54.1	54.9	54.9	55.3	55.5	55.5	55.5	55.5	55.5	55.5	55.5	55.5	55.5	55.5	55.5	55.5
≥ 6000	57.3	58.3	58.3	58.7	58.9	58.9	58.9	58.9	58.9	58.9	58.9	58.9	58.9	58.9	58.9	58.9
≥ 5000	65.6	67.6	67.8	68.2	68.4	68.4	68.4	68.4	68.4	68.4	68.4	68.4	68.4	68.4	68.4	68.4
≥ 4500	70.3	72.5	72.7	73.1	73.5	73.5	73.5	73.5	73.5	73.5	73.5	73.5	73.5	73.5	73.5	73.5
≥ 4000	73.1	75.5	75.7	76.1	76.5	76.5	76.5	76.5	76.5	76.5	76.5	76.5	76.5	76.5	76.5	76.5
≥ 3500	75.5	78.1	78.3	78.7	79.1	79.1	79.1	79.1	79.1	79.1	79.1	79.1	79.1	79.1	79.1	79.1
≥ 3000	77.5	80.3	80.2	80.6	81.0	81.0	81.0	81.0	81.0	81.0	81.0	81.0	81.0	81.0	81.0	81.0
≥ 2500	80.2	82.8	83.1	83.4	83.8	83.8	83.8	83.8	83.8	83.8	83.8	83.8	83.8	83.8	83.8	83.8
≥ 2000	81.4	84.2	84.4	84.8	85.2	85.2	85.2	85.2	85.2	85.2	85.2	85.2	85.2	85.2	85.2	85.2
≥ 1800	83.6	87.4	87.7	88.3	88.7	88.7	88.7	88.7	88.7	88.7	88.7	88.7	88.7	88.7	88.7	88.7
≥ 1600	85.2	88.9	89.3	89.9	90.3	90.3	90.3	90.3	90.3	90.3	90.3	90.3	90.3	90.3	90.3	90.3
≥ 1400	85.6	89.3	90.1	90.7	91.3	91.3	91.3	91.3	91.3	91.3	91.3	91.3	91.3	91.3	91.3	91.3
≥ 1200	85.6	89.3	90.1	90.7	91.3	91.3	91.3	91.3	91.3	91.3	91.3	91.3	91.3	91.3	91.3	91.3
≥ 1000	86.4	90.9	92.1	92.7	93.3	93.3	93.3	93.3	93.3	93.3	93.3	93.3	93.3	93.3	93.3	93.3
≥ 900	87.3	91.9	93.1	94.1	94.7	95.1	95.1	95.1	95.1	95.1	95.1	95.1	95.1	95.1	95.1	95.1
≥ 800	87.7	92.9	94.3	95.3	95.8	96.2	96.2	96.4	96.4	96.4	96.4	96.4	96.6	96.6	96.6	96.6
≥ 700	87.9	93.1	94.5	95.7	96.2	96.6	96.6	96.8	96.8	96.8	96.8	96.8	97.0	97.0	97.0	97.0
≥ 600	88.1	93.3	94.7	95.8	96.4	96.6	96.8	97.0	97.0	97.0	97.0	97.0	97.2	97.2	97.2	97.2
≥ 500	88.3	93.5	94.9	96.0	96.6	97.0	97.0	97.2	97.2	97.2	97.2	97.2	97.4	97.4	97.4	97.4
≥ 450	88.5	93.7	95.3	96.4	97.0	97.4	97.4	97.6	97.6	97.6	97.6	97.6	97.8	97.8	97.8	97.8
≥ 400	88.7	94.5	96.2	97.4	98.4	98.8	98.8	99.0	99.0	99.2	99.2	99.2	99.4	99.4	99.4	99.4
≥ 350	88.7	94.5	96.2	97.4	98.4	98.8	98.8	99.0	99.0	99.2	99.2	99.2	99.4	99.4	99.4	99.4
≥ 300	88.7	94.5	96.4	97.6	98.6	99.0	99.0	99.2	99.2	99.4	99.4	99.4	99.8	99.8	99.8	99.8
≥ 250	88.7	94.5	96.4	97.6	98.6	99.0	99.0	99.2	99.2	99.4	99.4	99.4	99.8	99.8	99.8	99.8
≥ 200	88.7	94.7	96.6	97.8	98.8	99.2	99.2	99.4	99.4	99.6	99.6	99.6	100.0	100.0	100.0	100.0
≥ 150	88.7	94.7	96.6	97.8	98.8	99.2	99.2	99.4	99.4	99.6	99.6	99.6	100.0	100.0	100.0	100.0

TOTAL NUMBER OF OBSERVATIONS 506

USAF ETAC 0-14-5 (OL A) PREVIOUS EDITIONS OF THIS FORM ARE OBSOLETE

GLOBAL CLIMATOLOGY BRANCH
USAFETAC
AIR WEATHER SERVICE/MAC

CEILING VERSUS VISIBILITY

7 26 15 FT MAINWRIGHT AAF AK 77-82

PERCENTAGE FREQUENCY OF OCCURRENCE
FROM HOURLY OBSERVATIONS

	37.3	38.3	38.5	38.5	38.5	38.5	38.5	38.5	38.5	38.5	38.5	38.5	38.5	38.5	38.5	38.5	38.5	38.5	38.5	38.5	38.5	38.5	
	43.6	45.4	45.2	45.2	45.4	45.4	45.4	45.4	45.4	45.4	45.4	45.4	45.4	45.4	45.4	45.4	45.4	45.4	45.4	45.4	45.4	45.4	
	48.3	49.7	49.9	49.9	50.1	50.1	50.1	50.1	50.1	50.1	50.1	50.1	50.1	50.1	50.1	50.1	50.1	50.1	50.1	50.1	50.1	50.1	
	48.3	49.7	49.9	49.9	50.1	50.1	50.1	50.1	50.1	50.1	50.1	50.1	50.1	50.1	50.1	50.1	50.1	50.1	50.1	50.1	50.1	50.1	
	49.5	51.0	51.1	51.1	51.3	51.3	51.3	51.3	51.3	51.3	51.3	51.3	51.3	51.3	51.3	51.3	51.3	51.3	51.3	51.3	51.3	51.3	
	51.5	52.9	53.1	53.1	53.3	53.3	53.3	53.3	53.3	53.3	53.3	53.3	53.3	53.3	53.3	53.3	53.3	53.3	53.3	53.3	53.3	53.3	
	56.3	57.6	57.9	57.8	58.0	58.0	58.0	58.0	58.0	58.0	58.0	58.0	58.0	58.0	58.0	58.0	58.0	58.0	58.0	58.0	58.0	58.0	
	58.6	60.6	60.7	60.7	60.9	60.9	60.9	60.9	60.9	60.9	60.9	60.9	60.9	60.9	60.9	60.9	60.9	60.9	60.9	60.9	60.9	60.9	
	64.9	67.1	67.3	67.3	67.5	67.5	67.5	67.5	67.5	67.5	67.5	67.5	67.5	67.5	67.5	67.5	67.5	67.5	67.5	67.5	67.5	67.5	
	69.4	71.6	71.2	71.2	71.4	71.4	71.4	71.4	71.4	71.4	71.4	71.4	71.4	71.4	71.4	71.4	71.4	71.4	71.4	71.4	71.4	71.4	
	69.6	72.4	72.6	72.6	72.8	72.8	72.8	72.8	72.8	72.8	72.8	72.8	72.8	72.8	72.8	72.8	72.8	72.8	72.8	72.8	72.8	72.8	
	73.1	76.5	76.7	76.7	76.9	76.9	76.9	76.9	76.9	76.9	76.9	76.9	76.9	76.9	76.9	76.9	76.9	76.9	76.9	76.9	76.9	76.9	
	74.4	77.9	78.1	78.1	78.3	78.3	78.3	78.3	78.3	78.3	78.3	78.3	78.3	78.3	78.3	78.3	78.3	78.3	78.3	78.3	78.3	78.3	
	76.7	80.9	81.1	81.1	81.3	81.3	81.3	81.3	81.3	81.3	81.3	81.3	81.3	81.3	81.3	81.3	81.3	81.3	81.3	81.3	81.3	81.3	
	79.5	84.2	84.4	84.4	84.6	84.6	84.6	84.6	84.6	84.6	84.6	84.6	84.6	84.6	84.6	84.6	84.6	84.6	84.6	84.6	84.6	84.6	
	83.2	89.0	89.2	89.2	89.5	89.5	89.5	89.5	89.5	89.5	89.5	89.5	89.5	89.5	89.5	89.5	89.5	89.5	89.5	89.5	89.5	89.5	
	85.2	90.9	91.1	91.1	91.5	91.5	91.5	91.5	91.5	91.5	91.5	91.5	91.5	91.5	91.5	91.5	91.5	91.5	91.5	91.5	91.5	91.5	
	86.6	92.3	92.7	92.7	93.3	93.3	93.3	93.3	93.3	93.3	93.3	93.3	93.3	93.3	93.3	93.3	93.3	93.3	93.3	93.3	93.3	93.3	
	87.1	92.7	93.3	93.3	93.9	93.9	93.9	93.9	93.9	93.9	93.9	93.9	93.9	93.9	93.9	93.9	93.9	93.9	93.9	93.9	93.9	93.9	
	88.4	94.7	95.5	95.7	96.4	96.4	96.4	96.4	96.4	96.4	96.4	96.4	96.4	96.4	96.4	96.4	96.4	96.4	96.4	96.4	96.4	96.4	
	89.3	95.7	96.4	96.6	97.4	97.4	97.4	97.4	97.4	97.4	97.4	97.4	97.4	97.4	97.4	97.4	97.4	97.4	97.4	97.4	97.4	97.4	
	89.7	96.4	97.2	97.6	98.4	98.6	98.6	98.6	98.6	98.6	98.6	98.6	98.6	98.6	98.6	98.6	98.6	98.6	98.6	98.6	98.6	98.6	
	89.7	96.6	97.4	97.8	98.6	98.8	98.8	98.8	98.8	98.8	98.8	98.8	98.8	98.8	98.8	98.8	98.8	98.8	98.8	98.8	98.8	98.8	
	89.9	97.0	98.0	98.4	99.2	99.4	99.4	99.4	99.4	99.4	99.4	99.4	99.4	99.4	99.4	99.4	99.4	99.4	99.4	99.4	99.4	99.4	
	89.9	97.0	98.0	98.6	99.4	99.6	99.6	99.6	99.6	99.6	99.6	99.6	99.6	99.6	99.6	99.6	99.6	99.6	99.6	99.6	99.6	99.6	
	89.9	97.0	98.2	98.8	99.6	99.8	99.8	99.8	99.8	99.8	99.8	99.8	99.8	99.8	99.8	99.8	99.8	99.8	99.8	99.8	99.8	99.8	
	89.9	97.2	98.2	99.0	99.8	100.0	100.0	100.0	100.0	100.0	100.0	100.0	100.0	100.0	100.0	100.0	100.0	100.0	100.0	100.0	100.0	100.0	
	89.9	97.2	98.2	99.0	99.8	100.0	100.0	100.0	100.0	100.0	100.0	100.0	100.0	100.0	100.0	100.0	100.0	100.0	100.0	100.0	100.0	100.0	
	89.9	97.2	98.2	99.0	99.8	100.0	100.0	100.0	100.0	100.0	100.0	100.0	100.0	100.0	100.0	100.0	100.0	100.0	100.0	100.0	100.0	100.0	
	89.9	97.2	98.2	99.0	99.8	100.0	100.0	100.0	100.0	100.0	100.0	100.0	100.0	100.0	100.0	100.0	100.0	100.0	100.0	100.0	100.0	100.0	
	89.9	97.2	98.2	99.0	99.8	100.0	100.0	100.0	100.0	100.0	100.0	100.0	100.0	100.0	100.0	100.0	100.0	100.0	100.0	100.0	100.0	100.0	

TOTAL NUMBER OF OBSERVATIONS 527

USAF ETAC 0-14-5 (OL A) PREVIOUS EDITIONS OF THIS FORM ARE OBSOLETE

GLOBAL CLIMATOLOGY BRANCH
USAFETAC
AIR WEATHER SERVICE/MAC

CEILING VERSUS VISIBILITY

7 16 15 FT WAINWRIGHT AAF AK 77-82

PERCENTAGE FREQUENCY OF OCCURRENCE
FROM HOURLY OBSERVATIONS

1200-1400

CEILING (HUNDREDS OF FEET)	VISIBILITY (STATUTE MILES)															
	10	7	5	4	3	2½	2	1½	1¼	1	¾	½	¼	0		
22000	32.8	33.4	33.4	33.4	33.4	33.6	33.6	33.6	33.6	33.6	33.6	33.6	33.6	33.6	33.6	33.6
20000	43.1	44.1	44.1	44.1	44.1	44.3	44.3	44.3	44.3	44.3	44.3	44.3	44.3	44.3	44.3	44.3
18000	45.5	46.4	46.4	46.4	46.4	46.6	46.8	46.8	46.8	46.8	46.8	46.8	46.8	46.8	46.8	46.8
16000	45.7	46.6	46.6	46.6	46.6	46.8	47.0	47.0	47.0	47.0	47.0	47.0	47.0	47.0	47.0	47.0
14000	47.3	48.0	48.0	48.0	48.0	48.2	48.4	48.4	48.4	48.4	48.4	48.4	48.4	48.4	48.4	48.4
12000	49.6	50.6	50.6	50.6	50.6	50.8	51.0	51.0	51.0	51.0	51.0	51.0	51.0	51.0	51.0	51.0
10000	55.1	56.3	56.5	56.5	56.5	56.7	56.9	56.9	56.9	56.9	56.9	56.9	56.9	56.9	56.9	56.9
9000	57.1	58.3	58.5	58.5	58.5	58.7	58.9	58.9	58.9	58.9	58.9	58.9	58.9	58.9	58.9	58.9
8000	63.7	64.4	65.0	65.0	65.0	65.2	65.4	65.4	65.4	65.4	65.4	65.4	65.4	65.4	65.4	65.4
7000	68.4	69.8	70.4	70.4	70.4	70.6	70.8	70.8	70.8	70.8	70.8	70.8	70.8	70.8	70.8	70.8
6000	70.2	71.5	72.1	72.1	72.1	72.3	72.5	72.5	72.5	72.5	72.5	72.5	72.5	72.5	72.5	72.5
5000	74.1	75.5	76.1	76.1	76.1	76.3	76.5	76.5	76.5	76.5	76.5	76.5	76.5	76.5	76.5	76.5
4500	76.3	76.7	77.3	77.3	77.3	77.5	77.7	77.7	77.7	77.7	77.7	77.7	77.7	77.7	77.7	77.7
4000	79.4	81.0	81.6	81.6	81.8	82.0	82.2	82.2	82.2	82.2	82.2	82.2	82.2	82.2	82.2	82.2
3500	83.2	85.0	85.6	85.6	85.8	86.0	86.2	86.2	86.2	86.2	86.2	86.2	86.2	86.2	86.2	86.2
3000	87.6	90.1	90.9	90.9	91.1	91.3	91.5	91.5	91.5	91.5	91.5	91.5	91.5	91.5	91.5	91.5
2500	90.9	93.9	94.7	94.7	94.9	95.1	95.3	95.3	95.3	95.3	95.3	95.3	95.3	95.3	95.3	95.3
2000	91.3	94.7	95.5	95.7	95.8	96.0	96.2	96.2	96.2	96.2	96.2	96.2	96.2	96.2	96.2	96.2
1800	91.7	96.0	96.8	97.0	97.2	97.4	97.6	97.6	97.6	97.6	97.6	97.6	97.6	97.6	97.6	97.6
1600	91.9	96.4	97.2	97.4	97.6	98.0	98.2	98.2	98.2	98.2	98.2	98.2	98.2	98.2	98.2	98.2
1400	92.3	96.8	97.6	97.8	98.2	98.6	98.8	98.8	98.8	98.8	98.8	98.8	98.8	98.8	98.8	98.8
1200	92.3	97.0	97.8	98.0	98.4	98.8	99.0	99.0	99.0	99.0	99.0	99.0	99.0	99.0	99.0	99.0
1000	92.3	97.0	97.8	98.0	98.4	98.8	99.0	99.0	99.0	99.0	99.0	99.0	99.0	99.0	99.0	99.0
900	92.3	97.0	97.8	98.0	98.4	98.8	99.0	99.0	99.0	99.0	99.0	99.0	99.0	99.0	99.0	99.0
800	92.3	97.2	98.2	98.8	99.2	99.6	99.8	99.8	99.8	99.8	99.8	99.8	99.8	99.8	99.8	99.8
700	92.3	97.2	98.2	98.8	99.2	99.6	99.8	99.8	99.8	99.8	99.8	99.8	99.8	99.8	99.8	99.8
600	92.3	97.2	98.2	98.8	99.2	99.6	99.8	99.8	99.8	99.8	99.8	99.8	99.8	99.8	99.8	99.8
500	92.3	97.4	98.4	99.0	99.4	99.8	100.0	100.0	100.0	100.0	100.0	100.0	100.0	100.0	100.0	100.0
400	92.3	97.4	98.4	99.0	99.4	99.8	100.0	100.0	100.0	100.0	100.0	100.0	100.0	100.0	100.0	100.0
300	92.3	97.4	98.4	99.0	99.4	99.8	100.0	100.0	100.0	100.0	100.0	100.0	100.0	100.0	100.0	100.0
200	92.3	97.4	98.4	99.0	99.4	99.8	100.0	100.0	100.0	100.0	100.0	100.0	100.0	100.0	100.0	100.0
100	92.3	97.4	98.4	99.0	99.4	99.8	100.0	100.0	100.0	100.0	100.0	100.0	100.0	100.0	100.0	100.0
000	92.3	97.4	98.4	99.0	99.4	99.8	100.0	100.0	100.0	100.0	100.0	100.0	100.0	100.0	100.0	100.0

TOTAL NUMBER OF OBSERVATIONS 806

GLOBAL CLIMATOLOGY BRANCH
USAFETAC
AIR WEATHER SERVICE/MAC

CEILING VERSUS VISIBILITY

7 2615 FT WAINWRIGHT AAF AK 77-82 JUNE

PERCENTAGE FREQUENCY OF OCCURRENCE
FROM HOURLY OBSERVATIONS

1500-1700

VISIBILITY STATUTE MILES

CEILING FEET	10	7	5	4	3	2½	2	1½	1¼	1	¾	½	¼	0
20000	29.7	29.7	29.7	29.7	29.7	29.7	29.7	29.7	29.7	29.7	29.7	29.7	29.7	29.7
15000	42.6	42.6	42.6	42.6	42.6	42.6	42.6	42.6	42.6	42.6	42.6	42.6	42.6	42.6
10000	45.9	45.9	45.9	45.9	45.9	45.9	45.9	45.9	45.9	45.9	45.9	45.9	45.9	45.9
9000	46.7	46.7	46.7	46.7	46.7	46.7	46.7	46.7	46.7	46.7	46.7	46.7	46.7	46.7
8000	47.3	47.3	47.3	47.3	47.3	47.3	47.3	47.3	47.3	47.3	47.3	47.3	47.3	47.3
7000	50.5	50.5	50.5	50.5	50.5	50.5	50.5	50.5	50.5	50.5	50.5	50.5	50.5	50.5
6000	57.2	57.2	57.2	57.2	57.2	57.2	57.2	57.2	57.2	57.2	57.2	57.2	57.2	57.2
5000	60.6	60.6	60.6	60.6	60.6	60.6	60.6	60.6	60.6	60.6	60.6	60.6	60.6	60.6
4500	69.5	69.5	69.5	69.5	69.5	69.5	69.5	69.5	69.5	69.5	69.5	69.5	69.5	69.5
4000	75.0	75.0	75.0	75.0	75.0	75.0	75.0	75.0	75.0	75.0	75.0	75.0	75.0	75.0
3500	77.8	77.8	77.8	77.8	77.8	77.8	77.8	77.8	77.8	77.8	77.8	77.8	77.8	77.8
3000	81.8	81.8	81.8	81.8	81.8	81.8	81.8	81.8	81.8	81.8	81.8	81.8	81.8	81.8
2500	85.3	85.3	85.3	85.3	85.3	85.3	85.3	85.3	85.3	85.3	85.3	85.3	85.3	85.3
2000	89.5	89.5	89.5	89.5	89.5	89.5	89.5	89.5	89.5	89.5	89.5	89.5	89.5	89.5
1800	93.5	93.5	93.5	93.5	93.5	93.5	93.5	93.5	93.5	93.5	93.5	93.5	93.5	93.5
1500	95.6	95.6	95.6	95.6	95.6	95.6	95.6	95.6	95.6	95.6	95.6	95.6	95.6	95.6
1200	97.4	97.4	97.4	97.4	97.4	97.4	97.4	97.4	97.4	97.4	97.4	97.4	97.4	97.4
1000	99.0	99.0	99.0	99.0	99.0	99.0	99.0	99.0	99.0	99.0	99.0	99.0	99.0	99.0
900	99.0	99.0	99.0	99.0	99.0	99.0	99.0	99.0	99.0	99.0	99.0	99.0	99.0	99.0
800	99.4	99.4	99.4	99.4	99.4	99.4	99.4	99.4	99.4	99.4	99.4	99.4	99.4	99.4
700	99.6	99.6	99.6	99.6	99.6	99.6	99.6	99.6	99.6	99.6	99.6	99.6	99.6	99.6
600	99.8	99.8	99.8	99.8	99.8	99.8	99.8	99.8	99.8	99.8	99.8	99.8	99.8	99.8
500	100.0	100.0	100.0	100.0	100.0	100.0	100.0	100.0	100.0	100.0	100.0	100.0	100.0	100.0
400	100.0	100.0	100.0	100.0	100.0	100.0	100.0	100.0	100.0	100.0	100.0	100.0	100.0	100.0
300	100.0	100.0	100.0	100.0	100.0	100.0	100.0	100.0	100.0	100.0	100.0	100.0	100.0	100.0
200	100.0	100.0	100.0	100.0	100.0	100.0	100.0	100.0	100.0	100.0	100.0	100.0	100.0	100.0
100	100.0	100.0	100.0	100.0	100.0	100.0	100.0	100.0	100.0	100.0	100.0	100.0	100.0	100.0
0	100.0	100.0	100.0	100.0	100.0	100.0	100.0	100.0	100.0	100.0	100.0	100.0	100.0	100.0

TOTAL NUMBER OF OBSERVATIONS 505

USAFETAC 0-14-5 (OL A) PREVIOUS EDITIONS OF THIS FORM ARE OBSOLETE

GLOBAL CLIMATOLOGY BRANCH
USAFETAC
AIR WEATHER SERVICE/MAC

CEILING VERSUS VISIBILITY

7 26 15 FT WAINWRIGHT AAF AK 77-82 ~~1960-2000~~
STATION STATION NAME YEARS

PERCENTAGE FREQUENCY OF OCCURRENCE
(FROM HOURLY OBSERVATIONS)

CEILING FEET	VISIBILITY STATUTE MILES															
	≥10	≥6	≥5	≥4	≥3	≥2	≥1½	≥1	≥¾	≥½	≥¼	≥0				
NO CEILING	34.3	35.5	35.5	35.9	35.9	35.9	35.9	35.9	35.9	35.9	35.9	35.9	35.9	35.9	35.9	35.9
≥ 20000	45.4	46.0	46.3	46.4	46.4	46.4	46.4	46.4	46.4	46.4	46.4	46.4	46.4	46.4	46.4	46.4
≥ 18000	47.2	47.8	47.8	48.2	48.2	48.2	48.2	48.2	48.2	48.2	48.2	48.2	48.2	48.2	48.2	48.2
≥ 6000	47.2	47.8	47.8	48.2	48.2	48.2	48.2	48.2	48.2	48.2	48.2	48.2	48.2	48.2	48.2	48.2
≥ 4000	49.0	49.6	49.6	50.0	50.0	50.0	50.0	50.0	50.0	50.0	50.0	50.0	50.0	50.0	50.0	50.0
≥ 2000	53.1	53.8	53.8	54.2	54.2	54.2	54.2	54.2	54.2	54.2	54.2	54.2	54.2	54.2	54.2	54.2
≥ 1000	60.7	61.5	61.5	61.9	61.9	61.9	61.9	61.9	61.9	61.9	61.9	61.9	61.9	61.9	61.9	61.9
≥ 900	64.3	65.1	65.1	65.5	65.5	65.5	65.5	65.5	65.5	65.5	65.5	65.5	65.5	65.5	65.5	65.5
≥ 800	71.6	72.4	72.4	72.8	72.8	72.8	72.8	72.8	72.8	72.8	72.8	72.8	72.8	72.8	72.8	72.8
≥ 700	78.2	79.0	79.0	79.4	79.4	79.4	79.4	79.4	79.4	79.4	79.4	79.4	79.4	79.4	79.4	79.4
≥ 600	81.2	81.9	81.9	82.3	82.3	82.3	82.3	82.3	82.3	82.3	82.3	82.3	82.3	82.3	82.3	82.3
≥ 500	87.1	88.3	88.3	88.7	88.7	88.7	88.7	88.7	88.7	88.7	88.7	88.7	88.7	88.7	88.7	88.7
≥ 450	89.1	90.3	90.3	90.7	90.7	90.7	90.7	90.7	90.7	90.7	90.7	90.7	90.7	90.7	90.7	90.7
≥ 400	93.9	95.0	95.2	95.6	95.6	95.6	95.6	95.6	95.6	95.6	95.6	95.6	95.6	95.6	95.6	95.6
≥ 350	95.6	96.8	97.0	97.4	97.4	97.4	97.4	97.4	97.4	97.4	97.4	97.4	97.4	97.4	97.4	97.4
≥ 300	96.6	97.8	98.0	98.4	98.4	98.4	98.4	98.4	98.4	98.4	98.4	98.4	98.4	98.4	98.4	98.4
≥ 250	97.8	99.2	99.4	99.8	99.8	99.8	99.8	99.8	99.8	99.8	99.8	99.8	99.6	99.8	99.8	99.8
≥ 200	97.8	99.4	99.6	100.0	100.0	100.0	100.0	100.0	100.0	100.0	100.0	100.0	100.0	100.0	100.0	100.0
≥ 180	97.8	99.4	99.6	100.0	100.0	100.0	100.0	100.0	100.0	100.0	100.0	100.0	100.0	100.0	100.0	100.0
≥ 160	97.8	99.4	99.6	100.0	100.0	100.0	100.0	100.0	100.0	100.0	100.0	100.0	100.0	100.0	100.0	100.0
≥ 140	97.8	99.4	99.6	100.0	100.0	100.0	100.0	100.0	100.0	100.0	100.0	100.0	100.0	100.0	100.0	100.0
≥ 120	97.8	99.4	99.6	100.0	100.0	100.0	100.0	100.0	100.0	100.0	100.0	100.0	100.0	100.0	100.0	100.0
≥ 100	97.8	99.4	99.6	100.0	100.0	100.0	100.0	100.0	100.0	100.0	100.0	100.0	100.0	100.0	100.0	100.0
≥ 080	97.8	99.4	99.6	100.0	100.0	100.0	100.0	100.0	100.0	100.0	100.0	100.0	100.0	100.0	100.0	100.0
≥ 060	97.8	99.4	99.6	100.0	100.0	100.0	100.0	100.0	100.0	100.0	100.0	100.0	100.0	100.0	100.0	100.0
≥ 050	97.8	99.4	99.6	100.0	100.0	100.0	100.0	100.0	100.0	100.0	100.0	100.0	100.0	100.0	100.0	100.0
≥ 040	97.8	99.4	99.6	100.0	100.0	100.0	100.0	100.0	100.0	100.0	100.0	100.0	100.0	100.0	100.0	100.0
≥ 030	97.8	99.4	99.6	100.0	100.0	100.0	100.0	100.0	100.0	100.0	100.0	100.0	100.0	100.0	100.0	100.0
≥ 020	97.8	99.4	99.6	100.0	100.0	100.0	100.0	100.0	100.0	100.0	100.0	100.0	100.0	100.0	100.0	100.0
≥ 010	97.8	99.4	99.6	100.0	100.0	100.0	100.0	100.0	100.0	100.0	100.0	100.0	100.0	100.0	100.0	100.0
≥ 000	97.8	99.4	99.6	100.0	100.0	100.0	100.0	100.0	100.0	100.0	100.0	100.0	100.0	100.0	100.0	100.0

TOTAL NUMBER OF OBSERVATIONS 504

USAF ETAC FORM 0-14-5 (OL A) PREVIOUS EDITIONS OF THIS FORM ARE OBSOLETE

GLOBAL CLIMATOLOGY BRANCH
USAFETAC
AIR WEATHER SERVICE/MAC

CEILING VERSUS VISIBILITY

7 2615 FT WAINWRIGHT AAF AK 77-82 ALL
STATION STATION NAME YEARS

PERCENTAGE FREQUENCY OF OCCURRENCE
(FROM HOURLY OBSERVATIONS)

CEILING (FEET)	VISIBILITY STATUTE MILES															
	≥10	≥6	≥5	≥4	≥3	≥2½	≥2	≥1½	≥1¼	≥1	≥¾	≥½	≥¼	≥0		
22000+	33.9	34.5	34.6	34.7	34.7	34.8	34.8	34.8	34.8	34.8	34.8	34.8	34.8	34.8	34.8	34.8
	42.9	43.8	43.8	44.0	44.0	44.1	44.1	44.1	44.1	44.1	44.1	44.1	44.1	44.1	44.1	44.1
18000	45.7	46.6	46.7	46.8	46.9	47.0	47.0	47.0	47.0	47.0	47.0	47.0	47.0	47.0	47.0	47.0
16000	45.9	46.8	46.9	47.0	47.1	47.1	47.2	47.2	47.2	47.2	47.2	47.2	47.2	47.2	47.2	47.2
14000	47.2	48.1	48.1	48.3	48.3	48.4	48.4	48.4	48.4	48.4	48.4	48.4	48.4	48.4	48.4	48.4
12000	50.2	51.2	51.3	51.4	51.5	51.6	51.6	51.6	51.6	51.6	51.6	51.6	51.6	51.6	51.6	51.6
10000	56.0	57.2	57.3	57.4	57.5	57.6	57.6	57.6	57.6	57.6	57.6	57.6	57.6	57.6	57.6	57.6
9000	59.0	60.2	60.3	60.5	60.5	60.6	60.7	60.7	60.7	60.7	60.7	60.7	60.7	60.7	60.7	60.7
8000	66.4	68.0	68.1	68.3	68.4	68.5	68.5	68.5	68.5	68.5	68.5	68.5	68.5	68.5	68.5	68.5
7000	71.4	73.1	73.3	73.5	73.6	73.8	73.8	73.8	73.8	73.8	73.8	73.8	73.8	73.8	73.8	73.8
6000	73.8	75.5	75.8	76.0	76.1	76.2	76.3	76.3	76.3	76.3	76.3	76.3	76.3	76.3	76.3	76.3
5000	77.6	79.7	79.9	80.1	80.2	80.4	80.4	80.4	80.4	80.4	80.4	80.4	80.4	80.4	80.4	80.4
4500	79.7	81.8	82.0	82.2	82.3	82.5	82.5	82.5	82.5	82.5	82.5	82.5	82.5	82.5	82.5	82.5
4000	83.3	85.6	85.9	86.1	86.2	86.4	86.4	86.4	86.4	86.4	86.4	86.4	86.4	86.4	86.4	86.4
3500	85.9	88.5	88.8	88.9	89.1	89.2	89.3	89.3	89.3	89.3	89.3	89.3	89.3	89.3	89.3	89.3
3000	88.5	91.6	92.0	92.2	92.4	92.6	92.6	92.6	92.6	92.6	92.6	92.6	92.6	92.6	92.6	92.6
2500	90.4	93.7	94.1	94.4	94.5	94.7	94.7	94.7	94.7	94.7	94.7	94.7	94.7	94.7	94.7	94.7
2000	91.0	94.5	95.1	95.4	95.6	95.8	95.8	95.8	95.8	95.8	95.8	95.8	95.8	95.8	95.8	95.8
1800	91.1	94.8	95.5	95.7	96.0	96.1	96.2	96.2	96.2	96.2	96.2	96.2	96.2	96.2	96.2	96.2
1600	91.7	95.7	96.5	96.8	97.1	97.3	97.3	97.3	97.3	97.3	97.3	97.3	97.3	97.3	97.3	97.3
1400	92.1	96.2	97.0	97.4	97.8	98.0	98.1	98.1	98.1	98.1	98.1	98.1	98.1	98.1	98.1	98.1
1200	92.4	96.7	97.4	97.9	98.3	98.6	98.6	98.7	98.7	98.7	98.7	98.7	98.7	98.7	98.7	98.7
1000	92.5	96.8	97.6	98.0	98.4	98.7	98.8	98.8	98.8	98.8	98.8	98.8	98.8	98.9	98.9	98.9
900	92.5	96.9	97.7	98.2	98.6	98.9	98.9	99.0	99.0	99.0	99.0	99.0	99.0	99.0	99.0	99.0
800	92.6	97.0	97.8	98.4	98.8	99.1	99.1	99.2	99.2	99.2	99.2	99.2	99.3	99.3	99.3	99.3
700	92.6	97.0	97.9	98.5	98.9	99.2	99.3	99.3	99.3	99.3	99.3	99.3	99.4	99.4	99.4	99.4
600	92.7	97.2	98.1	98.8	99.3	99.6	99.6	99.7	99.7	99.7	99.7	99.7	99.8	99.8	99.8	99.8
500	92.7	97.3	98.2	98.9	99.4	99.7	99.7	99.7	99.7	99.8	99.8	99.8	99.9	99.9	99.9	99.9
400	92.7	97.3	98.3	98.9	99.4	99.7	99.7	99.8	99.8	99.8	99.8	99.8	100.0	100.0	100.0	100.0
300	92.7	97.3	98.3	98.9	99.4	99.7	99.7	99.8	99.8	99.8	99.8	99.8	100.0	100.0	100.0	100.0
200	92.7	97.3	98.3	98.9	99.4	99.7	99.8	99.8	99.8	99.9	99.9	99.9	100.0	100.0	100.0	100.0
100	92.7	97.3	98.3	98.9	99.4	99.7	99.8	99.8	99.8	99.9	99.9	99.9	100.0	100.0	100.0	100.0

TOTAL NUMBER OF OBSERVATIONS 2696

USAF ETAC FORM 0-14-5 (OL A) PREVIOUS EDITIONS OF THIS FORM ARE OBSOLETE

GLOBAL CLIMATOLOGY BRANCH
USAF ETAC
AIR WEATHER SERVICE/MAC

CEILING VERSUS VISIBILITY

7726 15 (STATION) FT WAINWRIGHT AAF AK (STATION NAME) 77-82 (YEARS) JUL (MONTHS) 0300-0800

PERCENTAGE FREQUENCY OF OCCURRENCE
(FROM HOURLY OBSERVATIONS)

CEILING (FEET)	VISIBILITY (STATUTE MILES) ≥10	≥6	≥5	≥4	≥3	≥2½	≥2	≥1½	≥1¼	≥1	≥¾	≥½	≥¼	≥0
NO CEILING	31.3	31.9	31.9	31.9	31.9	31.9	31.9	31.9	31.9	31.9	32.5	32.5	32.5	32.5	32.5	32.5
≥ 20000	35.6	35.6	35.6	35.6	35.6	35.6	35.6	35.6	35.6	35.6	36.3	36.3	36.3	36.3	36.3	36.3
≥ 18000	37.5	38.1	38.1	38.1	38.1	38.1	38.1	38.1	38.1	38.1	38.8	38.8	38.8	38.8	38.8	38.8
≥ 6000	38.1	38.8	38.8	38.8	38.8	38.8	38.8	38.8	38.8	38.8	39.4	39.4	39.4	39.4	39.4	39.4
≥ 4000	40.0	40.6	40.6	40.6	40.6	40.6	40.6	40.6	40.6	40.6	41.3	41.3	41.3	41.3	41.3	41.3
≥ 2000	42.5	43.1	43.1	43.1	43.1	43.1	43.1	43.1	43.1	43.1	43.8	43.8	43.8	43.8	43.8	43.8
≥ 10000	48.8	49.4	49.4	49.4	49.4	49.4	49.4	49.4	49.4	49.4	50.0	50.0	50.0	50.0	50.0	50.0
≥ 9000	53.8	54.4	54.4	54.4	54.4	54.4	54.4	54.4	54.4	54.4	55.0	55.0	55.0	55.0	55.0	55.0
≥ 8000	63.1	64.4	64.4	64.4	64.4	64.4	64.4	64.4	64.4	64.4	65.0	65.0	65.0	65.0	65.0	65.0
≥ 7000	68.1	69.4	69.4	69.4	69.4	69.4	69.4	70.0	70.0	70.0	70.6	70.6	70.6	70.6	70.6	70.6
≥ 6000	70.0	71.3	71.3	71.3	71.3	71.3	71.3	71.9	71.9	71.9	72.5	72.5	72.5	72.5	72.5	72.5
≥ 5000	73.8	75.0	75.0	75.0	75.0	75.0	75.0	75.6	75.6	75.6	76.3	76.3	76.3	76.3	76.3	76.3
≥ 4500	74.4	75.6	75.6	75.6	75.6	75.6	75.6	76.3	76.3	76.3	76.9	76.9	76.9	76.9	76.9	76.9
≥ 4000	76.8	80.0	80.0	80.0	80.0	80.0	80.0	80.6	80.6	80.6	81.3	81.3	81.3	81.3	81.3	81.3
≥ 3500	80.6	82.5	83.1	83.1	83.1	83.1	83.1	83.8	83.8	83.8	84.4	84.4	84.4	84.4	84.4	84.4
≥ 3000	81.3	83.8	84.4	84.4	84.4	84.4	84.4	85.0	85.0	85.0	85.6	85.6	85.6	85.6	85.6	85.6
≥ 2500	82.5	85.0	85.6	85.6	85.6	85.6	85.6	86.3	86.3	86.3	86.9	86.9	86.9	86.9	86.9	86.9
≥ 2000	83.8	86.3	86.9	86.9	86.9	86.9	86.9	87.5	87.5	87.5	88.1	88.1	88.1	88.1	88.1	88.1
≥ 1800	83.8	86.9	87.5	87.5	87.5	87.5	87.5	88.1	88.1	88.1	88.8	88.8	88.8	88.8	88.8	88.8
≥ 1500	85.1	88.1	88.8	88.8	88.8	88.8	88.8	89.4	89.4	89.4	90.0	90.0	90.0	90.0	90.0	90.0
≥ 1200	85.6	89.4	90.6	90.6	90.6	90.6	90.6	91.3	91.3	91.3	91.9	91.9	91.9	91.9	91.9	91.9
≥ 1000	85.6	90.0	91.3	91.3	91.3	91.3	91.3	91.9	91.9	91.9	92.5	92.5	92.5	92.5	92.5	92.5
≥ 900	85.6	90.0	91.3	91.3	91.3	91.3	91.3	91.9	91.9	91.9	92.5	92.5	92.5	92.5	92.5	92.5
≥ 800	86.9	91.3	92.5	93.1	93.6	93.8	93.8	94.4	94.4	94.4	95.0	95.0	95.0	95.0	95.0	95.0
≥ 700	86.9	91.3	92.5	93.1	93.8	93.8	93.8	94.4	94.4	94.4	95.0	95.0	95.0	95.0	95.6	95.6
≥ 600	86.9	91.3	92.5	93.1	93.8	93.8	93.8	94.4	94.4	95.0	95.6	95.6	95.6	95.6	96.3	96.3
≥ 500	86.9	91.3	92.5	93.1	94.4	94.4	94.4	95.0	95.0	95.6	96.9	96.9	96.9	96.9	97.5	97.5
≥ 400	86.9	91.3	92.5	93.1	95.0	95.0	95.0	95.6	95.6	96.3	97.5	97.5	97.5	97.5	98.1	98.1
≥ 300	86.9	91.3	92.5	93.1	95.0	95.0	95.0	95.6	95.6	96.3	97.5	97.5	97.5	97.5	98.1	98.1
≥ 200	87.5	91.9	93.1	93.8	95.6	95.6	96.3	96.9	96.9	97.5	98.8	98.8	98.8	98.8	100.0	100.0
≥ 100	87.5	91.9	93.1	93.8	95.6	95.6	96.3	96.9	96.9	97.5	98.8	98.8	98.8	98.8	100.0	100.0
0	87.5	91.9	93.1	93.8	95.6	95.6	96.3	96.9	96.9	97.5	98.8	98.8	98.8	98.8	100.0	100.0

TOTAL NUMBER OF OBSERVATIONS 160

GLOBAL CLIMATOLOGY BRANCH
USAFETAC
AIR WEATHER SERVICE/MAC

CEILING VERSUS VISIBILITY

702615 (STATION) FT WAINWRIGHT AAF AK (STATION NAME) 77-82 (YEARS) JUL (MONTH)

PERCENTAGE FREQUENCY OF OCCURRENCE
(FROM HOURLY OBSERVATIONS)

0600-0800 (GMT)

CEILING (FEET)	VISIBILITY (STATUTE MILES)															
	≥10	≥6	≥5	≥4	≥3	≥2½	≥2	≥2	≥1¾	≥1½	≥1¼	≥1	≥¾	≥5/8	≥½	≥¼
NO CEILING	30.5	30.7	30.7	30.7	30.7	30.7	30.7	30.7	30.7	30.7	30.7	30.7	30.7	30.7	30.7	30.7
≥ 20000	37.4	37.7	37.7	37.7	37.7	37.7	37.7	37.7	37.7	37.7	37.7	37.7	37.7	37.7	37.7	37.7
≥ 8000	39.7	39.9	39.9	39.9	40.1	40.1	40.1	40.1	40.1	40.1	40.1	40.1	40.1	40.1	40.1	40.1
≥ 6000	39.7	39.9	39.9	39.9	40.1	40.1	40.1	40.1	40.1	40.1	40.1	40.1	40.1	40.1	40.1	40.1
≥ 4000	40.3	40.5	40.5	40.5	40.7	40.7	40.7	40.7	40.7	40.7	40.7	40.7	40.7	40.7	40.7	40.7
≥ 3000	44.2	44.4	44.4	44.4	44.7	44.7	44.7	44.7	44.7	44.7	44.7	44.7	44.7	44.7	44.7	44.7
≥ 2000	49.3	49.2	49.2	49.2	49.4	49.4	49.4	49.4	49.4	49.4	49.4	49.4	49.4	49.4	49.4	49.4
≥ 1500	51.6	51.9	51.9	51.9	52.1	52.1	52.1	52.1	52.1	52.1	52.1	52.1	52.1	52.1	52.1	52.1
≥ 1000	60.9	61.7	61.7	61.7	61.9	61.9	61.9	61.9	61.9	61.9	61.9	61.9	61.9	61.9	61.9	61.9
≥ 700	66.3	67.7	68.1	68.1	68.3	68.3	68.3	68.3	68.3	68.3	68.3	68.5	68.5	68.5	68.5	68.5
≥ 500	68.9	70.6	71.0	71.0	71.2	71.2	71.2	71.2	71.2	71.2	71.4	71.4	71.4	71.4	71.4	71.4
≥ 400	72.2	73.9	74.3	74.3	74.5	74.5	74.5	74.5	74.5	74.5	74.7	74.7	74.7	74.7	74.7	74.7
≥ 300	72.8	74.5	74.9	74.9	75.1	75.1	75.1	75.1	75.1	75.1	75.3	75.3	75.3	75.3	75.3	75.3
≥ 200	75.9	77.6	78.0	78.0	78.2	78.2	78.2	78.2	78.2	78.2	78.4	78.4	78.4	78.4	78.4	78.4
≥ 150	77.8	80.5	81.5	81.5	81.7	81.7	81.7	81.7	81.7	81.7	81.9	81.9	81.9	81.9	81.9	81.9
≥ 100	79.6	83.3	84.4	84.4	84.6	84.6	84.6	84.6	84.6	84.6	84.8	84.8	84.8	84.8	84.8	84.8
≥ 70	80.2	84.6	85.6	85.6	85.8	85.8	85.8	85.8	85.8	85.8	86.0	86.0	86.0	86.0	86.0	86.0
≥ 50	81.1	85.8	86.8	86.8	87.0	87.0	87.2	87.2	87.2	87.2	87.4	87.4	87.4	87.4	87.4	87.4
≥ 40	81.1	86.0	87.0	87.0	87.2	87.2	87.4	87.4	87.4	87.4	87.7	87.7	87.7	87.7	87.7	87.7
≥ 30	83.1	88.5	89.5	89.5	89.7	89.7	89.9	89.9	89.9	89.9	90.1	90.1	90.1	90.1	90.1	90.1
≥ 20	83.5	89.9	91.2	91.2	91.4	91.4	91.6	91.6	91.6	91.6	91.8	91.8	91.8	91.8	91.8	91.8
≥ 15	84.4	91.4	92.8	92.8	93.0	93.0	93.2	93.2	93.2	93.2	93.4	93.4	93.4	93.4	93.4	93.4
≥ 10	84.4	91.6	93.0	93.0	93.2	93.2	93.4	93.4	93.4	93.4	93.6	93.6	93.6	93.6	93.6	93.6
≥ 7	85.6	93.6	96.1	96.5	96.7	96.7	96.9	96.9	96.9	96.9	97.1	97.1	97.1	97.1	97.1	97.1
≥ 5	85.6	93.6	96.1	96.5	96.7	96.7	96.9	96.9	96.9	96.9	97.1	97.1	97.1	97.1	97.3	97.3
≥ 4	85.6	93.6	96.1	96.5	96.7	96.7	96.9	96.9	96.9	96.9	97.1	97.1	97.1	97.1	97.3	97.3
≥ 3	85.6	93.6	96.1	96.5	97.1	97.1	97.3	97.3	97.3	97.5	97.7	97.7	97.7	97.7	98.1	98.1
≥ 2	85.8	93.8	96.5	96.9	97.7	97.7	97.9	97.9	97.9	98.4	98.6	98.6	98.6	98.6	99.0	99.0
≥ 1	85.8	93.8	96.5	96.9	97.7	97.7	97.9	97.9	97.9	98.6	98.8	98.8	98.8	99.0	99.4	99.4
0	85.8	93.8	96.5	96.9	97.7	97.7	98.6	98.6	98.6	99.2	99.4	99.4	99.4	99.6	100.0	100.0
	85.8	93.8	96.5	96.9	97.7	97.7	98.6	98.6	98.6	99.2	99.4	99.4	99.4	99.6	100.0	100.0
	85.8	93.8	96.5	96.9	97.7	97.7	98.6	98.6	98.6	99.2	99.4	99.4	99.4	99.6	100.0	100.0

TOTAL NUMBER OF OBSERVATIONS 486

USAF ETAC FORM 0-14-5 (OL A) PREVIOUS EDITIONS OF THIS FORM ARE OBSOLETE

GLOBAL CLIMATOLOGY BRANCH
USAFETAC
AIR WEATHER SERVICE/MAC

CEILING VERSUS VISIBILITY

72615 FT WAINWRIGHT AAF AK 77-82 JUL
STATION STATION NAME YEARS MONTH

PERCENTAGE FREQUENCY OF OCCURRENCE
(FROM HOURLY OBSERVATIONS)

0900-1100
GMT

CEILING (FEET)	VISIBILITY (STATUTE MILES)															
	≥10	≥6	≥5	≥4	≥3	≥2	≥1½	≥1	≥¾	≥½	≥¼	≥0	≥5/8	≥½	≥¼	0
≥ 22000	34.3	34.8	34.8	34.8	34.8	34.8	34.8	34.8	34.8	34.8	34.8	34.8	34.8	34.8	34.8	34.8
	42.7	42.7	42.7	42.7	42.7	42.7	42.7	42.7	42.7	42.7	42.7	42.7	42.7	42.7	42.7	42.7
≥ 18000 ≥ 17000	45.6	45.6	45.6	45.6	45.6	45.6	45.6	45.6	45.6	45.6	45.6	45.6	45.6	45.6	45.6	45.6
	45.8	45.8	45.8	45.8	45.8	45.8	45.8	45.8	45.8	45.8	45.8	45.8	45.8	45.8	45.8	45.8
≥ 14000 ≥ 13000	46.4	46.4	46.4	46.4	46.4	46.4	46.4	46.4	46.4	46.4	46.4	46.4	46.4	46.4	46.4	46.4
	48.9	48.9	48.9	48.9	48.9	48.9	48.9	48.9	48.9	48.9	48.9	48.9	48.9	48.9	48.9	48.9
≥ 12000 ≥ 11000	54.2	54.4	54.4	54.4	54.4	54.4	54.4	54.4	54.4	54.4	54.4	54.4	54.4	54.4	54.4	54.4
	57.3	57.5	57.5	57.5	57.5	57.5	57.5	57.5	57.5	57.5	57.5	57.5	57.5	57.5	57.5	57.5
≥ 10000 ≥ 9000	67.7	67.9	68.1	68.1	68.1	68.1	68.1	68.1	68.1	68.1	68.1	68.1	68.1	68.1	68.1	68.1
	72.2	72.4	72.8	72.8	72.8	72.8	72.8	72.8	72.8	72.8	72.8	72.8	72.8	72.8	72.8	72.8
≥ 8000 ≥ 7000	73.6	73.8	74.2	74.2	74.2	74.2	74.2	74.2	74.2	74.2	74.2	74.2	74.2	74.2	74.2	74.2
	75.5	75.7	76.1	76.1	76.1	76.1	76.1	76.1	76.1	76.1	76.1	76.1	76.1	76.1	76.1	76.1
≥ 6000 ≥ 5000	76.1	76.3	76.7	76.7	77.1	77.1	77.1	77.1	77.1	77.1	77.1	77.1	77.1	77.1	77.1	77.1
	78.1	78.7	79.1	79.1	79.6	79.6	79.6	79.6	79.6	79.6	79.6	79.6	79.6	79.6	79.6	79.6
≥ 4500 ≥ 4000	80.6	81.8	82.4	82.4	82.8	82.8	82.8	82.8	82.8	82.8	82.8	82.8	82.8	82.8	82.8	82.8
	84.3	86.1	86.7	87.1	87.5	87.5	87.5	87.5	87.5	87.5	87.5	87.5	87.5	87.5	87.5	87.5
≥ 3500 ≥ 3000	84.9	86.9	87.5	87.9	88.3	88.3	88.3	88.3	88.3	88.3	88.3	88.3	88.3	88.3	88.3	88.3
	87.1	89.4	90.2	90.6	91.0	91.0	91.0	91.0	91.0	91.0	91.0	91.0	91.0	91.0	91.0	91.0
≥ 2500 ≥ 2000	87.7	90.2	91.0	91.4	91.8	91.8	91.8	91.8	91.8	91.8	91.8	91.8	91.8	91.8	91.8	91.8
	89.8	92.2	93.0	93.5	93.9	93.9	93.9	93.9	93.9	93.9	93.9	93.9	93.9	93.9	93.9	93.9
≥ 1800 ≥ 1600	92.2	95.1	95.9	96.5	96.9	96.9	96.9	96.9	96.9	96.9	96.9	96.9	96.9	96.9	96.9	96.9
	92.8	96.9	97.8	98.4	98.8	99.0	99.0	99.0	99.0	99.0	99.0	99.0	99.0	99.0	99.0	99.0
≥ 1400 ≥ 1200	92.8	96.9	97.8	98.4	98.8	99.0	99.0	99.0	99.0	99.0	99.0	99.0	99.0	99.0	99.0	99.0
	93.0	97.3	98.6	99.2	99.6	99.8	99.8	99.8	99.8	99.8	99.8	99.8	99.8	99.8	99.8	99.8
≥ 1000 ≥ 900	93.0	97.3	98.6	99.2	99.6	99.8	99.8	99.8	99.8	99.8	99.8	99.8	99.8	99.8	99.8	99.8
	93.0	97.3	98.6	99.2	99.6	99.8	99.8	99.8	99.8	99.8	99.8	99.8	99.8	99.8	99.8	99.8
≥ 800 ≥ 700	93.0	97.3	98.6	99.2	99.6	99.8	99.8	99.8	99.8	99.8	99.8	99.8	99.8	99.8	99.8	99.8
	93.0	97.3	98.6	99.2	99.6	99.8	99.8	99.8	99.8	99.8	99.8	99.8	99.8	99.8	99.8	99.8
≥ 600 ≥ 500	93.0	97.3	98.6	99.2	99.6	99.8	99.8	99.8	99.8	99.8	99.8	99.8	99.8	99.8	99.8	99.8
	93.0	97.3	98.6	99.2	99.8	100.0	100.0	100.0	100.0	100.0	100.0	100.0	100.0	100.0	100.0	100.0
≥ 400 ≥ 300	93.1	97.3	98.6	99.2	99.8	100.0	100.0	100.0	100.0	100.0	100.0	100.0	100.0	100.0	100.0	100.0
	93.0	97.3	98.6	99.2	99.8	100.0	100.0	100.0	100.0	100.0	100.0	100.0	100.0	100.0	100.0	100.0
≥ 200	93.0	97.3	98.6	99.2	99.8	100.0	100.0	100.0	100.0	100.0	100.0	100.0	100.0	100.0	100.0	100.0
	93.0	97.3	98.6	99.2	99.8	100.0	100.0	100.0	100.0	100.0	100.0	100.0	100.0	100.0	100.0	100.0

TOTAL NUMBER OF OBSERVATIONS 889

USAF ETAC FORM 0-14-5 (OL A) PREVIOUS EDITIONS OF THIS FORM ARE OBSOLETE

GLOBAL CLIMATOLOGY BRANCH
USAFETAC
AIR WEATHER SERVICE/MAC

CEILING VERSUS VISIBILITY

7 2615 FT WAINWRIGHT AAF AK 77-82 JUL
(STATION NUMBER) (STATION NAME) (YEARS) (MONTH)

PERCENTAGE FREQUENCY OF OCCURRENCE
(FROM HOURLY OBSERVATIONS)

1200-1400
(HOURS)

CEILING (FEET)	VISIBILITY (STATUTE MILES)															
	≥10	10	9	8	7	6	5	4	3½	3	2½	2	1½	1¼	1	<1
NO CEILING	36.1	36.1	36.1	36.1	36.1	36.1	36.1	36.1	36.1	36.1	36.1	36.1	36.1	36.1	36.1	36.1
20000	46.3	46.3	46.3	46.3	46.3	46.3	46.3	46.3	46.3	46.3	46.3	46.3	46.3	46.3	46.3	46.3
15000	47.7	47.7	47.7	47.7	47.7	47.7	47.7	47.7	47.7	47.7	47.7	47.7	47.7	47.7	47.7	47.7
10000	47.7	47.7	47.7	47.7	47.7	47.7	47.7	47.7	47.7	47.7	47.7	47.7	47.7	47.7	47.7	47.7
9000	48.4	48.4	48.4	48.4	48.4	48.4	48.4	48.4	48.4	48.4	48.4	48.4	48.4	48.4	48.4	48.4
8000	52.9	52.9	52.9	52.9	52.9	52.9	52.9	52.9	52.9	52.9	52.9	52.9	52.9	52.9	52.9	52.9
7000	58.2	58.2	58.2	58.2	58.2	58.2	58.2	58.2	58.2	58.2	58.2	58.2	58.2	58.2	58.2	58.2
6000	60.7	60.7	60.7	60.7	60.7	60.7	60.7	60.7	60.7	60.7	60.7	60.7	60.7	60.7	60.7	60.7
5000	70.5	70.5	70.5	70.5	70.5	70.5	70.5	70.5	70.5	70.5	70.5	70.5	70.5	70.5	70.5	70.5
4500	74.8	74.8	74.8	74.8	74.8	74.8	74.8	74.8	74.8	74.8	74.8	74.8	74.8	74.8	74.8	74.8
4000	75.6	75.6	75.6	75.6	75.6	75.6	75.6	75.6	75.6	75.6	75.6	75.6	75.6	75.6	75.6	75.6
3500	76.4	76.4	76.4	76.4	76.4	76.4	76.4	76.4	76.4	76.4	76.4	76.4	76.4	76.4	76.4	76.4
3000	77.5	77.5	77.5	77.5	77.5	77.5	77.5	77.5	77.5	77.5	77.5	77.5	77.5	77.5	77.5	77.5
2500	81.8	81.8	81.8	81.8	81.8	81.8	81.8	81.8	81.8	81.8	81.8	81.8	81.8	81.8	81.8	81.8
2000	87.3	87.7	87.7	87.7	87.7	87.7	87.7	87.7	87.7	87.7	87.7	87.7	87.7	87.7	87.7	87.7
1500	90.8	91.6	91.6	91.6	91.6	91.6	91.6	91.6	91.6	91.6	91.6	91.6	91.6	91.6	91.6	91.6
1000	93.2	94.1	94.1	94.1	94.1	94.1	94.1	94.1	94.1	94.1	94.1	94.1	94.1	94.1	94.1	94.1
900	94.3	95.1	95.7	95.7	95.7	95.7	95.7	95.7	95.7	95.7	95.7	95.7	95.7	95.7	95.7	95.7
800	94.3	95.1	95.7	95.7	95.7	95.7	95.7	95.7	95.7	95.7	95.7	95.7	95.7	95.7	95.7	95.7
700	95.1	96.3	97.3	97.3	97.3	97.3	97.3	97.3	97.3	97.3	97.3	97.3	97.3	97.3	97.3	97.3
600	96.1	98.2	99.2	99.2	99.2	99.2	99.2	99.2	99.2	99.2	99.2	99.2	99.2	99.2	99.2	99.2
500	96.3	98.8	99.8	99.8	99.8	99.8	99.8	99.8	99.8	99.8	99.8	99.8	99.8	99.8	99.8	99.8
400	96.3	98.8	99.8	99.8	99.8	99.8	99.8	99.8	99.8	99.8	99.8	99.8	99.8	99.8	99.8	99.8
300	96.3	98.8	99.8	99.8	99.8	99.8	99.8	99.8	99.8	99.8	99.8	99.8	99.8	99.8	99.8	99.8
200	96.3	98.8	99.8	99.8	99.8	99.8	99.8	99.8	99.8	99.8	99.8	99.8	99.8	99.8	99.8	99.8
150	96.3	98.8	99.8	99.8	99.8	99.8	99.8	99.8	99.8	99.8	99.8	99.8	99.8	99.8	99.8	99.8
100	96.3	98.8	100.0	100.0	100.0	100.0	100.0	100.0	100.0	100.0	100.0	100.0	100.0	100.0	100.0	100.0
50	96.3	98.8	100.0	100.0	100.0	100.0	100.0	100.0	100.0	100.0	100.0	100.0	100.0	100.0	100.0	100.0
0	96.3	98.8	100.0	100.0	100.0	100.0	100.0	100.0	100.0	100.0	100.0	100.0	100.0	100.0	100.0	100.0

TOTAL NUMBER OF OBSERVATIONS 486

USAF ETAC FORM 0-14-5 (OL A) PREVIOUS EDITIONS OF THIS FORM ARE OBSOLETE

GLOBAL CLIMATOLOGY BRANCH
USAFETAC
AIR WEATHER SERVICE/MAC

CEILING VERSUS VISIBILITY

7 26 15 (STATION) FT WAINWRIGHT AAF AK (STATION NAME) 77-82 (YEARS) JAN

PERCENTAGE FREQUENCY OF OCCURRENCE
(FROM HOURLY OBSERVATIONS)

1500-1700

CEILING (FEET)	VISIBILITY (STATUTE MILES) ≥10	≥6	≥5	≥4	≥3	≥2	≥1	≥	≥	≥	≥	≥	≥	≥2.5	≥	≥
NO CEILING	31.7	31.7	31.7	31.7	31.7	31.7	31.7	31.7	31.7	31.7	31.7	31.7	31.7	31.7	31.7	31.7
≥ 20000	45.7	45.7	45.7	45.7	45.7	45.7	45.7	45.7	45.7	45.7	45.7	45.7	45.7	45.7	45.7	45.7
≥ 8000	47.7	47.7	47.7	47.7	47.7	47.7	47.7	47.7	47.7	47.7	47.7	47.7	47.7	47.7	47.7	47.7
≥ 6000	47.7	47.7	47.7	47.7	47.7	47.7	47.7	47.7	47.7	47.7	47.7	47.7	47.7	47.7	47.7	47.7
≥ 4000	47.9	47.9	47.9	47.9	47.9	47.9	47.9	47.9	47.9	47.9	47.9	47.9	47.9	47.9	47.9	47.9
≥ 3000	50.8	50.8	50.8	50.8	50.8	50.8	50.8	50.8	50.8	50.8	50.8	50.8	50.8	50.8	50.8	50.8
≥ 2000	58.2	58.2	58.2	58.2	58.2	58.2	58.2	58.2	58.2	58.2	58.2	58.2	58.2	58.2	58.2	58.2
≥ 1800	62.6	62.6	62.6	62.6	62.6	62.6	62.6	62.6	62.6	62.6	62.6	62.6	62.6	62.6	62.6	62.6
≥ 1600	72.6	72.6	72.6	72.6	72.6	72.6	72.6	72.6	72.6	72.6	72.6	72.6	72.6	72.6	72.5	72.6
≥ 1400	77.8	77.8	77.8	77.8	77.8	77.8	77.8	77.8	77.8	77.8	77.8	77.8	77.8	77.8	77.8	77.8
≥ 1200	78.6	78.6	78.6	78.6	78.6	78.6	78.6	78.6	78.6	78.6	78.6	78.6	78.6	78.6	78.6	78.6
≥ 1000	80.5	80.5	80.5	80.5	80.7	80.7	80.7	80.7	80.7	80.7	80.7	80.7	80.7	80.7	80.7	80.7
≥ 900	81.3	81.3	81.3	81.3	81.5	81.5	81.5	81.5	81.5	81.5	81.5	81.5	81.5	81.5	81.5	81.5
≥ 800	86.4	86.6	86.6	86.6	86.6	86.8	86.8	86.8	86.8	86.8	86.8	86.8	86.8	86.8	86.8	86.8
≥ 700	89.7	89.9	89.9	89.9	90.1	90.1	90.1	90.1	90.1	90.1	90.1	90.1	90.1	90.1	90.1	90.1
≥ 600	93.1	93.6	93.6	93.6	93.8	93.8	93.8	93.8	93.8	93.8	93.8	93.8	93.8	93.8	93.8	93.8
≥ 500	95.9	96.9	96.9	96.9	97.1	97.1	97.1	97.1	97.1	97.1	97.1	97.1	97.1	97.1	97.1	97.1
≥ 450	96.3	97.3	97.3	97.3	97.5	97.5	97.5	97.5	97.5	97.5	97.5	97.5	97.5	97.5	97.5	97.5
≥ 400	96.3	97.3	97.3	97.3	97.5	97.5	97.5	97.5	97.5	97.5	97.5	97.5	97.5	97.5	97.5	97.5
≥ 350	96.7	97.7	97.7	97.7	97.9	97.9	97.9	97.9	97.9	97.9	97.9	97.9	97.9	97.9	97.9	97.9
≥ 300	97.7	99.2	99.4	99.4	99.6	99.6	99.6	99.6	99.6	99.6	99.6	99.6	99.6	99.6	99.6	99.6
≥ 250	97.7	99.2	99.4	99.4	99.6	99.6	99.6	99.6	99.6	99.6	99.6	99.6	99.6	99.6	99.6	99.6
≥ 200	97.7	99.2	99.4	99.4	99.6	99.6	99.6	99.6	99.6	99.6	99.6	99.6	99.6	99.6	99.6	99.6
≥ 150	97.9	99.4	99.4	99.6	99.8	99.8	99.8	99.8	99.8	99.8	99.8	99.8	99.8	99.8	99.8	99.8
≥ 100	97.9	99.4	99.6	99.6	99.8	99.8	99.8	99.8	99.8	99.8	99.8	99.8	99.8	99.8	99.8	99.8
≥ 050	97.9	99.4	99.6	99.6	99.8	99.8	99.8	99.8	99.8	99.8	99.8	99.8	99.8	99.8	99.8	99.8
≥ 000	97.9	99.4	99.6	99.8	100.0	100.0	100.0	100.0	100.0	100.0	100.0	100.0	100.0	100.0	100.0	100.0
≥ 000	97.9	99.4	99.6	99.8	100.0	100.0	100.0	100.0	100.0	100.0	100.0	100.0	100.0	100.0	100.0	100.0
≥ 000	97.9	99.4	99.5	99.8	100.0	100.0	100.0	100.0	100.0	100.0	100.0	100.0	100.0	100.0	100.0	100.0
≥ 000	97.9	99.4	99.6	99.8	100.0	100.0	100.0	100.0	100.0	100.0	100.0	100.0	100.0	100.0	100.0	100.0
≥ 000	97.9	99.4	99.6	99.8	100.0	100.0	100.0	100.0	100.0	100.0	100.0	100.0	100.0	100.0	100.0	100.0
≥ 000	97.9	99.4	99.6	99.8	100.0	100.0	100.0	100.0	100.0	100.0	100.0	100.0	100.0	100.0	100.0	100.0

TOTAL NUMBER OF OBSERVATIONS 886

USAF ETAC FORM 0-14-5 (OL A) PREVIOUS EDITIONS OF THIS FORM ARE OBSOLETE

GLOBAL CLIMATOLOGY BRANCH
USAF ETAC
AIR WEATHER SERVICE/MAC

CEILING VERSUS VISIBILITY

7726 15 FT WAINWRIGHT AAF AK 77-82 JUL

PERCENTAGE FREQUENCY OF OCCURRENCE (FROM HOURLY OBSERVATIONS

1800-2000

CEILING FEET	VISIBILITY STATUTE MILES																
	30	26	25	24	23	22	21	20	19	18	17	16	15	14	13	12	11
20000	34.8	34.8	34.8	34.8	34.8	34.8	34.8	34.8	34.8	34.8	34.8	34.8	34.8	34.8	34.8	34.8	34.8
15000	47.5	47.5	47.5	47.5	47.5	47.5	47.5	47.5	47.5	47.5	47.5	47.5	47.5	47.5	47.5	47.5	47.5
10000	48.3	48.8	48.8	48.8	48.8	48.8	48.8	48.8	48.8	48.8	48.8	48.8	48.8	48.8	48.8	48.8	48.8
9000	49.0	49.0	49.0	49.0	49.0	49.0	49.0	49.0	49.0	49.0	49.0	49.0	49.0	49.0	49.0	49.0	49.0
8000	49.4	49.4	49.4	49.4	49.4	49.4	49.4	49.4	49.4	49.4	49.4	49.4	49.4	49.4	49.4	49.4	49.4
7000	51.6	51.6	51.6	51.6	51.6	51.6	51.6	51.6	51.6	51.6	51.6	51.6	51.6	51.6	51.6	51.6	51.6
6000	59.1	59.3	59.5	59.5	59.5	59.5	59.5	59.5	59.5	59.5	59.5	59.5	59.5	59.5	59.5	59.5	59.5
5000	64.6	64.8	65.0	65.0	65.0	65.0	65.0	65.0	65.0	65.0	65.0	65.0	65.0	65.0	65.0	65.0	65.0
4500	75.5	75.9	76.1	76.3	76.3	76.3	76.3	76.3	76.3	76.3	76.3	76.3	76.3	76.3	76.3	76.3	76.3
4000	82.7	83.3	83.5	83.7	83.7	83.7	83.7	83.7	83.7	83.7	83.7	83.7	83.7	83.7	83.7	83.7	83.7
3500	84.2	84.6	85.0	85.2	85.2	85.2	85.2	85.2	85.2	85.2	85.2	85.2	85.2	85.2	85.2	85.2	85.2
3000	85.6	86.2	86.4	86.6	86.6	86.6	86.6	86.6	86.6	86.6	86.6	86.6	86.6	86.6	86.6	86.6	86.6
2500	85.8	86.4	86.6	86.8	86.8	86.8	86.8	86.8	86.8	86.8	86.8	86.8	86.8	86.8	86.8	86.8	86.8
2000	88.1	88.7	88.9	89.1	89.1	89.1	89.1	89.1	89.1	89.1	89.1	89.1	89.1	89.1	89.1	89.1	89.1
1800	91.6	92.4	92.6	92.8	92.8	92.	92.8	92.8	92.8	92.8	92.8	92.8	92.8	92.8	92.8	92.8	92.8
1500	94.9	96.3	96.7	96.9	96.9	96.9	96.9	96.9	96.9	96.9	96.9	96.9	96.9	96.9	96.9	96.9	96.9
1200	96.7	98.4	98.8	99.0	99.0	99.0	99.0	99.0	99.0	99.0	99.0	99.0	99.0	99.0	99.	99.0	99.0
1100	96.7	98.4	98.8	99.0	99.0	99.0	99.0	99.0	99.0	99.0	99.0	99.0	99.0	99.0	99.0	99.0	99.0
1000	96.7	98.4	98.8	99.0	99.0	99.0	99.0	99.0	99.0	99.0	99.0	99.0	99.0	99.0	99.0	99.0	99.0
900	96.9	99.0	99.4	99.6	99.6	99.6	99.6	99.6	99.6	99.6	99.6	99.6	99.6	99.6	99.6	99.6	99.6
800	96.9	99.0	99.4	99.6	99.6	99.6	99.6	99.6	99.6	99.6	99.6	99.6	99.6	99.6	99.6	99.6	99.6
700	97.1	99.4	99.8	100.0	100.0	100.0	100.0	100.0	100.0	100.0	100.0	100.0	100.0	100.0	100.0	100.0	100.0
600	97.1	99.4	99.8	100.0	100.0	100.0	100.0	100.0	100.0	100.0	100.0	100.0	100.0	100.0	100.0	100.0	100.0
500	97.1	99.4	99.8	100.0	100.0	100.0	100.0	100.0	100.0	100.0	100.0	100.0	100.0	100.0	100.0	100.0	100.0
400	97.1	99.4	99.8	100.0	100.0	100.0	100.0	100.0	100.0	100.0	100.0	100.0	100.0	100.0	100.0	100.0	100.0
300	97.1	99.4	99.8	100.0	100.0	100.0	100.0	100.0	100.0	100.0	100.0	100.0	100.0	100.0	100.0	100.0	100.0
200	97.1	99.4	99.8	100.0	100.0	100.0	100.0	100.0	100.0	100.0	100.0	100.0	100.0	100.0	100.0	100.0	100.0
100	97.1	99.4	99.8	100.0	100.0	100.0	100.0	100.0	100.0	100.0	100.0	100.0	100.0	100.0	100.0	100.0	100.0
0	97.1	99.4	99.8	100.0	100.0	100.0	100.0	100.0	100.0	100.0	100.0	100.0	100.0	100.0	100.0	100.0	100.0

TOTAL NUMBER OF OBSERVATIONS 484

USAF ETAC 0-14-5 (OL A) PREVIOUS EDITIONS OF THIS FORM ARE OBSOLETE

GLOBAL CLIMATOLOGY BRANCH
USAFETAC
AIR WEATHER SERVICE/MAC

CEILING VERSUS VISIBILITY

7 26 15 FT WAINWRIGHT AAF AK 76

PERCENTAGE FREQUENCY OF OCCURRENCE
FROM HOURLY OBSERVATIONS

CEILING FEET	VISIBILITY STATUTE MILES															
	≥10	≥6	≥5	≥4	≥3	≥2½	≥2	≥1½	≥1	≥¾	≥½	≥¼	≥0			
≥ 20000	100.	0100.	0100.	0100.	0100.	0100.	0100.	0100.	0100.	0100.	0100.	0100.	0100.			
≥ 18000	100.	0100.	0100.	0100.	0100.	0100.	0100.	0100.	0100.	0100.	0100.	0100.	0100.			
≥ 16000	100.	0100.	0100.	0100.	0100.	0100.	0100.	0100.	0100.	0100.	0100.	0100.	0100.			
≥ 14000	100.	0100.	0100.	0100.	0100.	0100.	0100.	0100.	0100.	0100.	0100.	0100.	0100.			
≥ 12000	100.	0100.	0100.	0100.	0100.	0100.	0100.	0100.	0100.	0100.	0100.	0100.	0100.			
≥ 11000	100.	0100.	0100.	0100.	0100.	0100.	0100.	0100.	0100.	0100.	0100.	0100.	0100.			
≥ 10000	100.	0100.	0100.	0100.	0100.	0100.	0100.	0100.	0100.	0100.	0100.	0100.	0100.			
≥ 9000	100.	0100.	0100.	0100.	0100.	0100.	0100.	0100.	0100.	0100.	0100.	0100.	0100.			
≥ 8000	100.	0100.	0100.	0100.	0100.	0100.	0100.	0100.	0100.	0100.	0100.	0100.	0100.			
≥ 7000	100.	0100.	0100.	0100.	0100.	0100.	0100.	0100.	0100.	0100.	0100.	0100.	0100.			
≥ 6000	100.	0100.	0100.	0100.	0100.	0100.	0100.	0100.	0100.	0100.	0100.	0100.	0100.			
≥ 5000	100.	0100.	0100.	0100.	0100.	0100.	0100.	0100.	0100.	0100.	0100.	0100.	0100.			
≥ 4500	100.	0100.	0100.	0100.	0100.	0100.	0100.	0100.	0100.	0100.	0100.	0100.	0100.			
≥ 4000	100.	0100.	0100.	0100.	0100.	0100.	0100.	0100.	0100.	0100.	0100.	0100.	0100.			
≥ 3500	100.	0100.	0100.	0100.	0100.	0100.	0100.	0100.	0100.	0100.	0100.	0100.	0100.			
≥ 3000	100.	0100.	0100.	0100.	0100.	0100.	0100.	0100.	0100.	0100.	0100.	0100.	0100.			
≥ 2500	100.	0100.	0100.	0100.	0100.	0100.	0100.	0100.	0100.	0100.	0100.	0100.	0100.			
≥ 2000	100.	0100.	0100.	0100.	0100.	0100.	0100.	0100.	0100.	0100.	0100.	0100.	0100.			
≥ 1800	100.	0100.	0100.	0100.	0100.	0100.	0100.	0100.	0100.	0100.	0100.	0100.	0100.			
≥ 1600	100.	0100.	0100.	0100.	0100.	0100.	0100.	0100.	0100.	0100.	0100.	0100.	0100.			
≥ 1400	100.	0100.	0100.	0100.	0100.	0100.	0100.	0100.	0100.	0100.	0100.	0100.	0100.			
≥ 1200	100.	0100.	0100.	0100.	0100.	0100.	0100.	0100.	0100.	0100.	0100.	0100.	0100.			
≥ 1000	100.	0100.	0100.	0100.	0100.	0100.	0100.	0100.	0100.	0100.	0100.	0100.	0100.			
≥ 900	100.	0100.	0100.	0100.	0100.	0100.	0100.	0100.	0100.	0100.	0100.	0100.	0100.			
≥ 800	100.	0100.	0100.	0100.	0100.	0100.	0100.	0100.	0100.	0100.	0100.	0100.	0100.			
≥ 700	100.	0100.	0100.	0100.	0100.	0100.	0100.	0100.	0100.	0100.	0100.	0100.	0100.			
≥ 600	100.	0100.	0100.	0100.	0100.	0100.	0100.	0100.	0100.	0100.	0100.	0100.	0100.			
≥ 500	100.	0100.	0100.	0100.	0100.	0100.	0100.	0100.	0100.	0100.	0100.	0100.	0100.			
≥ 400	100.	0100.	0100.	0100.	0100.	0100.	0100.	0100.	0100.	0100.	0100.	0100.	0100.			
≥ 300	100.	0100.	0100.	0100.	0100.	0100.	0100.	0100.	0100.	0100.	0100.	0100.	0100.			
≥ 200	100.	0100.	0100.	0100.	0100.	0100.	0100.	0100.	0100.	0100.	0100.	0100.	0100.			
≥ 100	100.	0100.	0100.	0100.	0100.	0100.	0100.	0100.	0100.	0100.	0100.	0100.	0100.			
≥ 0	100.	0100.	0100.	0100.	0100.	0100.	0100.	0100.	0100.	0100.	0100.	0100.	0100.			

TOTAL NUMBER OF OBSERVATIONS 1

USAF ETAC 0-14-5 (OL A) PREVIOUS EDITIONS OF THIS FORM ARE OBSOLETE

GLOBAL CLIMATOLOGY BRANCH
USAFETAC
AIR WEATHER SERVICE/MAC

CEILING VERSUS VISIBILITY

7 2615 FT WAINWRIGHT AAF AK 77-82 JUL
STATION STATION NAME YEARS

PERCENTAGE FREQUENCY OF OCCURRENCE FROM HOURLY OBSERVATIONS

ALL

CEILING (FEET)	≥10	≥6	≥5	≥4	≥3	≥2	≥1	≥0.9	≥0.8	≥0.7	≥0.6	≥0.5	≥0.4	≥0.3	≥0.2	≥0.1	0.0
≥20000	33.4	33.5	33.5	33.5	33.5	33.5	33.5	33.5	33.5	33.5	33.5	33.5	33.5	33.5	33.5	33.5	33.5
≥15000	43.4	43.5	43.5	43.5	43.5	43.5	43.5	43.5	43.5	43.5	43.5	43.5	43.5	43.5	43.5	43.5	43.5
≥12000	45.4	45.5	45.5	45.5	45.5	45.5	45.5	45.5	45.5	45.5	45.6	45.6	45.6	45.6	45.6	45.6	45.6
≥10000	45.5	45.6	45.6	45.6	45.6	45.6	45.6	45.6	45.6	45.6	45.7	45.7	45.7	45.7	45.7	45.7	45.7
≥9000	46.1	46.2	46.2	46.2	46.2	46.2	46.2	46.2	46.2	46.2	46.3	46.3	46.3	46.3	46.3	46.3	46.3
≥8000	49.3	49.3	49.3	49.3	49.4	49.4	49.4	49.4	49.4	49.4	49.4	49.4	49.4	49.4	49.4	49.4	49.4
≥7000	55.3	55.5	55.5	55.5	55.5	55.5	55.5	55.5	55.5	55.5	55.6	55.6	55.6	55.6	55.6	55.6	55.6
≥6000	59.1	59.2	59.2	59.2	59.2	59.2	59.2	59.2	59.2	59.2	59.3	59.3	59.3	59.3	59.3	59.3	59.3
≥5000	69.1	69.4	69.5	69.5	69.6	69.6	69.6	69.6	69.6	69.6	69.6	69.6	69.6	69.6	69.6	69.6	69.6
≥4500	74.3	74.8	75.0	75.1	75.1	75.1	75.1	75.2	75.2	75.2	75.2	75.2	75.2	75.2	75.2	75.2	75.2
≥4000	75.8	76.3	76.5	76.6	76.6	76.6	76.6	76.7	76.7	76.7	76.7	76.7	76.7	76.7	76.7	76.7	76.7
≥3500	77.8	78.3	78.5	78.5	78.6	78.6	78.6	78.7	78.7	78.7	78.7	78.7	78.7	78.7	78.7	78.7	78.7
≥3000	79.4	79.0	79.2	79.2	79.4	79.4	79.4	79.4	79.4	79.4	79.5	79.5	79.5	79.5	79.5	79.5	79.5
≥2500	81.9	82.5	82.7	82.7	82.9	82.9	82.9	82.9	82.9	82.9	83.0	83.0	83.0	83.0	83.0	83.0	83.0
≥2000	85.1	86.2	86.6	86.6	86.8	86.8	86.8	86.8	86.8	86.8	86.9	86.9	86.9	86.9	86.9	86.9	86.9
≥1800	88.1	88.8	90.2	90.3	90.5	90.5	90.5	90.5	90.5	90.5	90.6	90.6	90.6	90.6	90.6	90.6	90.6
≥1500	89.7	91.7	92.1	92.3	92.4	92.4	92.4	92.4	92.4	92.4	92.5	92.5	92.5	92.5	92.5	92.5	92.5
≥1200	90.6	92.8	93.3	93.5	93.6	93.6	93.6	93.7	93.7	93.7	93.8	93.8	93.8	93.8	93.8	93.8	93.8
≥1000	90.8	93.0	93.6	93.7	93.8	93.8	93.9	93.9	93.9	93.9	94.0	94.0	94.0	94.0	94.0	94.0	94.0
≥900	91.0	94.3	95.0	95.1	95.3	95.3	95.3	95.3	95.3	95.3	95.4	95.4	95.4	95.4	95.4	95.4	95.4
≥800	92.8	95.8	96.6	96.8	96.9	96.9	97.0	97.0	97.0	97.0	97.1	97.1	97.1	97.1	97.1	97.1	97.1
≥700	93.2	96.7	97.5	97.7	97.8	97.8	97.9	97.9	97.9	97.9	98.0	98.0	98.0	98.0	98.0	98.0	98.0
≥600	93.2	96.7	97.5	97.7	97.8	97.9	97.9	98.0	98.0	98.0	98.0	98.0	98.0	98.0	98.0	98.0	98.0
≥500	93.6	97.3	98.4	98.7	98.8	98.9	98.9	99.0	99.0	99.0	99.0	99.0	99.0	99.0	99.0	99.0	99.0
≥400	93.6	97.3	98.4	98.7	98.8	98.9	98.9	99.0	99.0	99.0	99.0	99.0	99.0	99.0	99.0	99.1	99.1
≥300	93.6	97.3	98.4	98.7	98.8	98.9	98.9	99.0	99.0	99.0	99.1	99.1	99.1	99.1	99.2	99.2	99.2
≥200	93.6	97.3	98.4	98.7	99.0	99.1	99.1	99.2	99.2	99.2	99.3	99.3	99.3	99.3	99.5	99.5	99.5
≥150	93.6	97.3	98.5	98.8	99.2	99.3	99.3	99.3	99.3	99.5	99.6	99.6	99.6	99.6	99.7	99.7	99.7
≥100	93.6	97.3	98.5	98.8	99.2	99.3	99.3	99.3	99.3	99.5	99.6	99.6	99.6	99.7	99.8	99.8	99.8
≥50	93.6	97.4	98.5	98.8	99.3	99.3	99.5	99.5	99.5	99.7	99.8	99.8	99.8	99.8	100.0	100.0	100.0
≥0	93.6	97.4	98.5	98.8	99.3	99.3	99.5	99.5	99.5	99.7	99.8	99.8	99.8	99.8	100.0	100.0	100.0
	93.6	97.4	98.5	98.8	99.3	99.3	99.5	99.5	99.5	99.7	99.8	99.8	99.8	99.8	100.0	100.0	100.0

TOTAL NUMBER OF OBSERVATIONS 2596

GLOBAL CLIMATOLOGY BRANCH
USAFETAC
AIR WEATHER SERVICE/MAC

CEILING VERSUS VISIBILITY

I 26 15 FT WAINWRIGHT AAF AK 77-82 Apr 0000-0800

PERCENTAGE FREQUENCY OF OCCURRENCE
FROM HOURLY OBSERVATIONS

CEILING (FEET)	VISIBILITY (STATUTE MILES)																
	≥10	10	9	8	7	6	5	4	3	2½	2	1½	1	¾	½	¼	0
≥22000	34.7	36.6	36.8	36.8	37.0	37.0	37.0	37.0	37.0	37.0	37.0	37.0	37.0	37.0	37.0	37.0	38.2
22000	40.5	42.8	42.8	42.8	43.9	43.9	43.9	43.9	43.9	43.9	43.9	43.9	43.9	43.9	43.9	44.5	45.1
20000	40.5	42.8	42.8	42.8	43.9	43.9	43.9	43.9	43.9	43.9	43.9	43.9	43.9	43.9	43.9	44.5	45.1
18000	40.5	42.8	42.8	42.8	43.9	43.9	43.9	43.9	43.9	43.9	43.9	43.9	43.9	43.9	43.9	44.5	45.1
16000	42.3	45.1	45.1	45.1	46.2	46.2	46.2	46.2	46.2	46.2	46.2	46.2	46.2	46.2	46.2	46.8	47.4
14000	45.7	48.6	48.6	48.6	49.7	49.7	49.7	49.7	49.7	49.7	49.7	49.7	49.7	49.7	49.7	50.3	51.5
12000	49.7	52.6	52.6	52.6	53.8	53.8	53.8	53.8	53.8	53.8	53.8	53.8	53.8	53.8	53.8	54.4	55.6
10000	52.0	54.9	54.9	54.9	56.1	56.1	56.1	56.1	56.1	56.1	56.1	56.1	56.1	56.1	56.1	56.6	57.8
9000	60.7	63.6	63.6	63.6	65.3	65.3	65.3	65.3	65.3	65.3	65.3	65.3	65.3	65.3	65.3	65.9	66.4
8000	63.1	66.5	66.5	66.5	68.2	68.2	68.2	68.2	68.2	68.2	68.2	68.2	68.2	68.2	68.2	68.8	69.4
7000	64.2	67.6	67.6	67.6	69.4	69.4	69.4	69.4	69.4	69.4	69.4	69.4	69.4	69.4	69.4	69.9	70.5
6000	65.3	68.8	68.8	68.8	70.5	70.5	70.5	70.5	70.5	70.5	70.5	71.1	71.1	71.1	71.1	71.7	72.3
5000	65.4	69.9	69.9	69.9	71.7	71.7	71.7	71.7	71.7	71.7	71.7	72.3	72.3	72.3	72.3	72.8	73.4
4500	71.7	76.3	76.3	76.3	78.0	78.0	78.0	78.0	78.0	78.0	78.0	78.6	78.6	78.6	78.6	79.2	79.8
4000	71.7	76.3	76.3	76.3	78.0	78.0	78.0	78.0	78.0	78.0	78.0	78.6	78.6	78.6	78.6	79.2	79.8
3500	73.4	79.2	79.2	79.2	81.0	81.0	81.0	81.0	81.0	81.0	81.0	81.5	81.5	81.5	81.5	82.1	82.7
3000	76.9	83.2	83.2	83.2	85.0	85.0	85.0	85.0	85.0	85.0	85.0	85.5	85.5	85.5	85.5	86.1	86.7
2500	76.9	83.2	83.2	83.2	85.0	85.0	85.0	85.0	85.0	85.0	85.0	85.5	85.5	85.5	85.5	86.1	86.7
2000	76.9	83.8	83.8	83.8	85.5	85.5	85.5	85.5	85.5	85.5	85.5	86.1	86.1	86.1	86.1	86.7	87.3
1800	79.1	85.5	85.5	85.5	87.3	87.3	87.3	87.3	87.3	87.3	87.3	87.9	87.9	87.9	87.9	88.4	89.0
1600	78.1	86.1	86.1	86.1	87.9	87.9	87.9	87.9	87.9	87.9	87.9	88.4	88.4	88.4	88.4	89.0	89.6
1400	79.2	88.4	88.4	88.4	90.8	90.8	90.8	90.8	90.8	90.8	90.8	91.3	91.3	91.3	91.3	91.9	92.5
1200	79.2	88.4	89.0	89.6	91.3	91.3	91.3	91.3	91.3	91.3	91.3	91.9	91.9	91.9	91.9	92.5	93.1
1000	79.2	88.4	89.0	89.6	91.3	91.3	91.9	91.9	91.9	91.9	91.9	92.5	92.5	92.5	92.5	93.1	93.6
900	79.2	89.0	89.6	90.2	91.9	91.9	92.5	92.5	92.5	92.5	93.1	93.1	93.1	93.1	93.1	93.6	94.2
800	79.8	89.6	90.2	90.8	92.5	92.5	93.1	93.1	93.1	93.1	93.6	93.6	94.2	94.2	94.2	94.8	95.4
700	80.3	90.2	90.8	91.3	93.1	93.1	93.6	93.6	93.6	93.6	94.2	94.2	94.8	94.8	94.8	95.4	96.0
600	80.3	90.2	90.8	91.3	93.1	93.1	93.6	93.6	94.2	94.2	94.8	94.8	95.4	95.4	95.4	95.9	96.5
500	80.3	90.2	90.8	91.9	93.6	93.6	94.2	94.2	94.8	94.8	95.4	95.4	96.0	96.0	96.0	97.1	98.3
400	80.3	90.2	90.8	91.9	93.6	93.6	94.2	94.2	94.8	94.8	95.4	95.4	96.0	96.0	96.0	97.1	98.8
300	80.3	90.2	90.8	91.9	94.2	94.2	94.8	94.8	95.4	95.4	96.0	96.0	96.0	97.1	97.1	98.3	100.0
200	80.3	90.2	90.8	91.9	94.2	94.2	94.8	94.8	95.4	95.4	96.0	96.0	96.0	97.1	97.1	98.3	100.0

TOTAL NUMBER OF OBSERVATIONS 171

USAF ETAC FORM 0-14-5 (OL A) PREVIOUS EDITIONS OF THIS FORM ARE OBSOLETE

GLOBAL CLIMATOLOGY BRANCH
USAFETAC
AIR WEATHER SERVICE/MAC

CEILING VERSUS VISIBILITY

FT WAINWRIGHT AAF AK (STATION NAME) 77-82 (YEAR)

PERCENTAGE FREQUENCY OF OCCURRENCE
FROM HOURLY OBSERVATIONS

(MONTH NAME)

	23	22	21	20	19	18	17	16	15	14	13	12	11	10	09	08
	35.1	35.6	35.6	35.6	35.6	36.2	36.2	36.2	36.2	36.2	36.2	36.5	36.7	36.7	37.5	37.7
	44.3	44.8	44.8	44.8	44.8	45.4	45.4	45.6	45.8	45.8	46.0	46.2	46.2	46.2	46.5	47.1
	46.6	46.5	46.5	46.5	46.5	47.1	47.1	47.3	47.5	47.5	47.7	47.7	47.9	48.1	48.7	49.1
	46.8	46.7	46.7	46.7	46.7	47.3	47.7	47.5	47.7	47.7	47.9	47.9	48.1	48.7	48.5	49.1
	47.7	48.7	48.7	48.7	48.7	49.2	49.2	49.4	49.6	49.6	49.8	49.8	50.2	50.2	50.8	51.
	51.3	52.3	52.3	52.3	52.3	52.9	52.9	53.1	53.7	53.3	53.5	53.5	53.7	53.8	54.4	54.6
	54.4	55.4	55.4	55.4	55.4	56.1	56.1	56.2	56.3	56.3	56.5	56.5	56.7	56.8	57.8	57.7
	56.3	57.7	57.7	57.7	57.7	58.3	58.3	58.5	58.7	58.7	58.8	58.8	59.0	59.2	60.2	60.4
	62.9	64.8	65.0	65.0	65.0	65.6	65.6	65.8	66.0	66.1	66.1	66.3	66.5	66.7	67.3	67.5
	69.4	71.5	71.5	71.5	71.5	72.1	72.1	72.3	72.5	72.5	72.5	72.9	73.1	73.3	73.8	74.0
	70.4	72.7	72.7	72.7	72.7	73.3	73.3	73.5	73.7	73.7	74.0	74.0	74.2	74.4	75.0	75.2
	72.5	75.0	75.0	75.0	75.4	76.0	76.2	76.3	76.5	76.5	76.5	76.9	77.1	77.3	77.5	78.2
	73.3	75.8	75.8	75.8	76.2	76.7	76.8	77.1	77.3	77.3	77.7	77.7	77.9	78.1	78.7	79.4
	75.6	78.3	78.3	78.3	78.7	79.2	79.4	79.6	79.8	79.8	80.2	80.2	80.4	80.6	81.2	81.8
	76.2	78.8	78.8	78.8	79.2	79.8	80.0	80.2	80.4	80.4	80.8	80.8	81.0	81.2	81.7	82.4
	77.1	81.3	80.8	80.8	81.2	81.7	81.9	82.1	82.3	82.3	82.7	82.7	82.9	83.1	83.7	84.6
	77.7	82.1	82.1	82.1	82.5	83.1	83.3	83.5	83.7	83.7	84.	84.0	84.2	84.4	85.0	85.8
	78.7	83.1	83.1	83.1	83.5	84.0	84.2	84.4	84.6	84.6	85.1	85.3	85.5	85.4	86.2	87.0
	79.1	83.7	83.7	83.7	84.0	84.6	84.8	85.0	85.2	85.2	85.6	85.6	85.8	86.1	86.9	87.7
	80.2	85.1	85.1	85.0	85.4	86.0	86.2	86.3	86.5	86.5	86.9	86.9	87.1	87.3	87.9	88.1
	80.9	86.0	86.0	86.0	86.5	87.1	87.3	87.5	87.7	87.9	88.3	88.3	88.5	88.7	89.2	89.4
	81.3	86.7	86.7	86.8	87.3	87.8	88.0	88.2	88.4	88.4	88.8	88.8	89.0	89.2	89.7	90.1
	82.6	89.4	90.2	90.8	91.6	92.1	92.3	92.5	92.7	93.1	93.5	93.5	93.7	93.8	94.4	94.6
	82.9	90.0	90.8	91.5	92.3	93.1	93.3	93.5	93.7	94.0	94.4	94.4	94.5	94.6	95.4	95.6
	82.9	90.6	91.3	92.3	93.1	93.8	94.0	94.2	94.4	94.6	95.0	95.4	95.6	95.8	96.7	96.9
	83.1	91.2	92.3	93.3	94.1	94.8	95.0	95.2	95.4	96.0	96.3	96.3	96.5	96.7	97.5	97.5
	83.1	91.2	92.7	93.8	95.0	95.8	96.0	96.2	96.3	96.9	97.3	97.3	97.5	97.7	98.3	98.4
	83.1	91.2	92.7	93.8	95.0	95.8	96.0	96.3	96.5	97.1	97.7	97.7	97.9	98.1	98.8	98.9
	83.1	91.2	92.9	94.0	95.2	96.0	96.3	96.5	96.7	97.2	97.9	97.9	98.3	98.5	99.2	99.4
	83.1	91.2	92.9	94.0	95.2	96.0	96.3	96.5	96.7	97.3	97.9	97.9	98.3	98.5	99.4	99.6
	83.1	91.2	92.9	94.0	95.2	96.0	96.3	96.5	96.7	97.3	97.9	97.9	98.5	98.7	99.6	99.8

TOTAL NUMBER OF OBSERVATIONS _____

GLOBAL CLIMATOLOGY BRANCH
USAFETAC
AIR WEATHER SERVICE/MAC

CEILING VERSUS VISIBILITY

7 (MONTH) FT FAIRBANKS INTL AAF AK (STATION NAME) 77-82 (YEARS) ALL (HOUR)

PERCENTAGE FREQUENCY OF OCCURRENCE
(FROM HOURLY OBSERVATIONS)

0800-1100

USAF STATE MILES

CEILING (FEET)	10	8	7	6	5	4	3	2½	2	1½	1¼	1	¾	½	¼	0
12000	37.1	37.4	37.4	37.4	37.4	37.9	37.9	38.1	38.1	38.1	38.1	38.1	38.1	38.1	38.1	38.1
8000	48.9	49.6	49.8	50.6	50.6	50.6	50.6	50.8	50.8	50.8	50.8	50.8	50.8	50.8	50.8	50.8
7000	50.4	51.5	51.5	51.7	51.7	52.3	52.3	52.5	52.5	52.5	52.5	52.5	52.5	52.5	52.5	52.5
6000	50.4	51.5	51.5	51.7	51.7	52.3	52.3	52.5	52.5	52.5	52.5	52.5	52.5	52.5	52.5	52.5
5000	51.3	52.5	52.5	52.7	52.7	53.3	53.3	53.4	53.4	53.4	53.4	53.4	53.4	53.4	53.4	53.4
4500	55.4	56.5	56.5	56.7	56.7	57.3	57.3	57.5	57.5	57.5	57.5	57.5	57.5	57.5	57.5	57.5
4000	59.6	60.7	60.7	60.9	60.9	61.5	61.5	61.7	61.7	61.7	61.7	61.7	61.7	61.7	61.7	61.7
3500	61.3	62.5	62.5	62.6	62.6	63.2	63.2	63.4	63.4	63.4	63.4	63.4	63.4	63.4	63.4	63.4
3000	65.9	67.0	67.2	67.4	67.4	68.0	68.0	68.2	68.2	68.2	68.2	68.2	68.2	68.2	68.2	68.2
2500	71.8	73.1	73.2	73.4	73.4	73.9	73.9	74.1	74.1	74.1	74.1	74.1	74.1	74.1	74.1	74.1
2200	72.4	73.8	73.9	74.1	74.1	74.7	74.7	74.9	74.9	74.9	74.9	74.9	74.9	74.9	74.9	74.9
2000	73.9	75.5	75.7	76.1	76.2	76.8	76.8	77.1	77.1	77.1	77.1	77.1	77.1	77.1	77.1	77.1
1800	74.9	76.4	76.6	77.0	77.2	77.8	77.8	78.0	78.0	78.0	78.0	78.0	78.0	78.0	78.0	78.0
1700	77.1	79.3	79.5	79.9	80.1	80.7	80.7	80.8	80.8	80.8	80.8	80.8	80.8	80.8	80.8	80.8
1600	79.1	79.9	80.1	80.7	80.8	81.4	81.4	81.6	81.6	81.6	81.6	81.6	81.6	81.6	81.6	81.6
1500	79.1	82.4	82.8	83.1	83.3	83.9	83.9	84.1	84.1	84.1	84.1	84.1	84.1	84.1	84.1	84.1
1400	81.6	86.4	86.8	87.4	87.5	88.3	88.3	88.5	88.5	88.5	88.5	88.5	88.5	88.5	88.5	88.5
1300	82.4	87.2	87.5	88.1	88.3	89.3	89.3	89.5	89.5	89.5	89.5	89.5	89.5	89.5	89.5	89.5
1200	82.8	87.7	88.1	88.7	88.9	89.8	89.9	90.0	90.0	90.0	90.0	90.0	90.0	90.0	90.0	90.0
1100	84.9	91.0	91.4	91.8	91.9	92.1	92.1	92.3	92.3	92.3	92.3	92.3	92.3	92.3	92.3	92.3
1000	86.1	91.4	91.8	92.3	92.5	93.5	93.5	93.7	93.7	93.7	93.7	93.7	93.7	93.7	93.7	93.7
900	87.4	92.3	94.3	94.8	95.4	96.4	96.4	96.6	96.6	96.6	96.6	96.6	96.6	96.6	96.6	96.6
800	87.7	93.9	94.8	95.4	96.0	96.9	96.9	97.1	97.1	97.1	97.1	97.1	97.1	97.1	97.1	97.1
700	88.1	94.3	95.4	96.2	96.7	97.7	97.7	97.9	97.9	97.9	97.9	97.9	97.9	97.9	97.9	97.9
600	88.1	94.4	95.6	96.7	97.5	98.5	98.5	98.7	98.7	98.7	98.7	98.7	98.7	98.7	98.7	98.7
500	88.1	94.8	96.1	97.3	98.3	99.2	99.2	99.4	99.4	99.4	99.4	99.4	99.4	99.4	99.4	99.4
400	88.1	94.8	96.3	97.3	98.5	99.4	99.4	99.6	99.8	99.8	99.8	99.8	99.8	99.8	99.8	99.8
300	88.1	94.8	96.3	97.3	98.5	99.4	99.4	99.6	99.8	99.8	99.8	99.8	99.8	99.8	99.8	99.8
200	88.1	94.8	96.3	97.3	98.5	99.4	99.4	99.6	99.8	99.8	99.8	99.8	99.8	99.8	99.8	99.8
100	88.1	94.8	96.3	97.3	98.5	99.4	99.4	99.6	99.8	99.8	99.8	99.8	99.8	99.8	99.8	99.8
0	88.1	94.8	96.3	97.3	98.5	99.4	99.4	99.6	99.8	99.8	99.8	99.8	99.8	99.8	99.8	99.8

TOTAL NUMBER OF OBSERVATIONS 522

AF FORM 0-14-5 (OL A) PREVIOUS EDITIONS OF THIS FORM ARE OBSOLETE

GLOBAL CLIMATOLOGY BRANCH
USAFETAC
AIR WEATHER SERVICE/MAC

CEILING VERSUS VISIBILITY

7 [illegible] FT WAINWRIGHT AAF AK (STATION NAME) 77-80 (YEARS) AUG

PERCENTAGE FREQUENCY OF OCCURRENCE
FROM HOURLY OBSERVATIONS

12 Z-14 Z

VISIBILITY STATUTE MILES

CEILING (FEET)	10	6	5	4	3	2½	2	1½	1¼	1	¾	½	¼	0
10000	38.9	38.9	38.9	38.9	39.1	39.5	39.5	39.5	39.5	39.5	39.5	39.5	39.5	39.5
5000	52.3	52.9	52.9	52.9	53.1	53.4	53.4	53.4	53.4	53.4	53.4	53.4	53.4	53.4
4000	54.8	55.4	55.4	55.4	55.6	55.9	55.9	55.9	55.9	55.9	55.9	55.9	55.9	55.9
3500	55.1	55.6	55.6	55.6	55.7	56.1	56.1	56.1	56.1	56.1	56.1	56.1	56.1	56.1
3000	55.2	55.7	55.7	55.7	55.9	56.3	56.3	56.3	56.3	56.3	56.3	56.3	56.3	56.3
2500	60.5	61.1	61.1	61.1	61.3	61.7	61.7	61.7	61.7	61.7	61.7	61.7	61.7	61.7
2200	63.6	64.2	64.2	64.2	64.4	64.8	64.8	64.8	64.8	64.8	64.8	64.8	64.8	64.8
2000	64.9	65.5	65.5	65.7	65.9	66.3	66.3	66.3	66.3	66.3	66.3	66.3	66.3	66.3
1800	70.3	71.5	71.5	71.6	71.8	72.2	72.2	72.2	72.2	72.2	72.2	72.2	72.2	72.2
1700	74.5	75.5	75.5	75.7	75.9	76.2	76.2	76.2	76.2	76.2	76.2	76.2	76.2	76.2
1600	75.5	76.6	76.6	76.8	77.0	77.4	77.4	77.4	77.4	77.4	77.4	77.4	77.4	77.4
1500	78.7	79.9	79.9	80.1	80.3	80.7	80.7	80.7	80.7	80.7	80.7	80.7	80.7	80.7
1400	79.7	80.8	80.8	81.0	81.2	81.6	81.6	81.6	81.6	81.6	81.6	81.6	81.6	81.6
1300	82.4	83.5	83.5	83.7	83.9	84.3	84.3	84.3	84.3	84.3	84.3	84.3	84.3	84.3
1200	84.7	85.8	85.	86.0	86.2	86.6	86.6	86.6	86.6	86.6	86.6	86.6	86.6	86.6
1100	87.9	89.5	89.5	89.7	89.8	90.2	90.2	90.2	90.2	90.2	90.2	90.2	90.2	90.2
1000	90.7	92.3	92.5	92.1	92.3	92.7	92.7	92.7	92.7	92.7	92.7	92.7	92.7	92.7
900	92.0	93.9	97.0	94.1	94.3	94.6	94.6	94.6	94.6	94.6	94.6	94.6	94.6	94.6
800	93.1	94.1	94.1	94.3	94.4	94.8	94.8	94.8	94.8	94.8	94.8	94.8	94.8	94.8
700	93.1	95.6	95.4	95.8	96.0	96.4	96.4	96.4	96.4	96.4	96.4	96.4	96.4	96.4
600	94.5	97.9	97.9	98.3	98.5	98.9	98.9	98.9	98.9	98.9	98.9	98.9	98.9	98.9
500	94.6	98.5	98.5	98.9	99.2	99.6	99.6	99.6	99.6	99.6	99.6	99.6	99.6	99.6
400	94.6	98.5	98.5	98.9	99.2	99.6	99.6	99.6	99.6	99.6	99.6	99.6	99.6	99.6
300	94.6	98.7	98.7	99.0	99.4	99.8	99.8	99.8	99.8	99.8	99.8	99.8	99.8	99.8
200	94.6	98.7	98.7	99.0	99.4	99.8	99.8	99.8	99.8	99.8	99.8	99.8	99.8	99.8
100	94.6	98.9	98.9	99.2	99.6	100.0	100.0	100.0	100.0	100.0	100.0	100.0	100.0	100.0
0	94.6	98.9	98.9	99.2	99.6	100.0	100.0	100.0	100.0	100.0	100.0	100.0	100.0	100.0
M	94.6	98.9	98.9	99.2	99.6	100.0	100.0	100.0	100.0	100.0	100.0	100.0	100.0	100.0
94.6	98.9	98.9	99.2	99.6	100.0	100.0	100.0	100.0	100.0	100.0	100.0	100.0	100.0	100.0
94.6	98.9	98.9	99.2	99.6	100.0	100.0	100.0	100.0	100.0	100.0	100.0	100.0	100.0	100.0
94.6	98.9	98.9	99.2	99.6	100.0	100.0	100.0	100.0	100.0	100.0	100.0	100.0	100.0	100.0

TOTAL NUMBER OF OBSERVATIONS 122

USAF ETAC [illegible] 0-14-5 C [illegible] A PREVIOUS EDITIONS OF THIS FORM ARE OBSOLETE

GLOBAL CLIMATOLOGY BRANCH
USAFETAC
AIR WEATHER SERVICE/MAC

CEILING VERSUS VISIBILITY

7 26 15 FT WAINWRIGHT AAF AK 77-82 APR
STATION NUMBER STATION NAME YEARS MONTH

PERCENTAGE FREQUENCY OF OCCURRENCE
(FROM HOURLY OBSERVATIONS

1500-1700
HOUR(S)

CEILING (FEET)	VISIBILITY STATUTE MILES															
	≥10	6	5	4	3	2½	2	1¾	1½	1¼	1	¾	½	¼	0
CLR	36.2	36.8	36.8	36.8	37.4	37.4	37.4	37.6	37.6	37.6	37.6	37.6	37.6	37.6	37.6
30000	52.2	53.0	53.0	53.0	53.6	53.6	53.6	53.8	53.8	53.8	53.8	53.8	53.8	53.8	53.8
25000	53.4	54.1	54.1	54.1	54.7	54.7	54.7	54.9	54.9	54.9	54.9	54.9	54.9	54.9	54.9
20000	54.1	54.9	54.9	54.9	55.5	55.5	55.5	55.7	55.7	55.7	55.7	55.7	55.7	55.7	55.7
15000	55.5	56.3	56.3	56.3	56.8	56.8	56.8	57.0	57.0	57.0	57.0	57.0	57.0	57.0	57.0
12000	60.7	61.5	61.5	61.5	62.0	62.0	62.0	62.2	62.2	62.2	62.2	62.2	62.2	62.2	62.2
10000	64.9	65.7	65.7	65.7	66.3	66.3	66.3	66.5	66.5	66.5	66.5	66.5	66.5	66.5	66.5
9000	65.1	65.9	65.9	65.9	66.5	66.5	66.5	66.7	66.7	66.7	66.7	66.7	66.7	66.7	66.7
8000	70.1	70.9	70.9	70.9	71.5	71.5	71.5	71.7	71.7	71.7	71.7	71.7	71.7	71.7	71.7
7000	75.5	76.3	76.5	76.5	77.1	77.1	77.1	77.3	77.3	77.3	77.3	77.3	77.3	77.3	77.3
6000	76.5	77.3	77.5	77.5	78.0	78.0	78.0	78.2	78.2	78.2	78.2	78.2	78.2	78.2	78.2
5000	79.4	80.3	80.7	80.7	81.3	81.3	81.3	81.5	81.5	81.5	81.5	81.5	81.5	81.5	81.5
4500	80.9	81.9	82.3	82.3	83.2	83.2	83.2	83.4	83.4	83.4	83.4	83.4	83.4	83.4	83.4
4000	84.4	85.4	85.7	85.7	86.7	86.7	86.7	87.1	87.1	87.1	87.1	87.1	87.1	87.1	87.1
3500	86.9	87.9	88.4	88.4	89.4	89.4	89.4	89.6	89.6	89.8	89.8	89.8	89.8	89.8	89.8
3000	90.6	91.7	92.3	92.3	93.3	93.3	93.3	93.6	93.6	93.6	93.6	93.6	93.6	93.6	93.6
2500	92.5	94.0	94.6	94.6	95.6	95.6	95.6	96.0	96.0	96.0	96.0	96.0	96.0	96.0	96.0
2000	93.8	95.6	96.3	96.3	97.3	97.3	97.3	97.7	97.7	97.7	97.7	97.7	97.7	97.7	97.7
1800	93.8	95.6	96.3	96.3	97.3	97.3	97.3	97.7	97.7	97.7	97.7	97.7	97.7	97.7	97.7
1500	94.1	96.1	96.9	96.9	97.9	97.9	97.9	98.3	98.3	98.3	98.3	98.3	98.3	98.3	98.3
1200	94.2	97.3	98.1	98.1	99.0	99.0	99.0	99.4	99.4	99.4	99.4	99.4	99.4	99.4	99.4
1000	94.2	97.7	98.5	98.5	99.4	99.4	99.4	99.8	99.8	99.8	99.8	99.8	99.8	99.8	99.8
900	94.2	97.7	98.5	98.5	99.4	99.4	99.4	99.8	99.8	99.8	99.8	99.8	99.8	99.8	99.8
800	94.2	97.7	98.5	98.5	99.4	99.4	99.4	100.0	100.0	100.0	100.0	100.0	100.0	100.0	100.0
700	94.2	97.7	98.5	98.5	99.4	99.4	99.4	100.0	100.0	100.0	100.0	100.0	100.0	100.0	100.0
600	94.2	97.7	98.5	98.5	99.4	99.4	99.4	100.0	100.0	100.0	100.0	100.0	100.0	100.0	100.0
500	94.2	97.7	98.5	98.5	99.4	99.4	99.4	100.0	100.0	100.0	100.0	100.0	100.0	100.0	100.0
400	94.2	97.7	98.5	98.5	99.4	99.4	99.4	100.0	100.0	100.0	100.0	100.0	100.0	100.0	100.0
300	94.2	97.7	98.5	98.5	99.4	99.4	99.4	100.0	100.0	100.0	100.0	100.0	100.0	100.0	100.0
200	94.2	97.7	98.5	98.5	99.4	99.4	99.4	100.0	100.0	100.0	100.0	100.0	100.0	100.0	100.0
100	94.2	97.7	98.5	98.5	99.4	99.4	99.4	100.0	100.0	100.0	100.0	100.0	100.0	100.0	100.0
0	94.2	97.7	98.5	98.5	99.4	99.4	99.4	100.0	100.0	100.0	100.0	100.0	100.0	100.0	100.0

TOTAL NUMBER OF OBSERVATIONS 519

GLOBAL CLIMATOLOGY BRANCH
USAF ETAC
AIR WEATHER SERVICE/MAC

CEILING VERSUS VISIBILITY

7[illegible]15 FT WAINWRIGHT AAF AK 77-82 AUG
STATION STATION NAME YEARS

PERCENTAGE FREQUENCY OF OCCURRENCE (FROM HOURLY OBSERVATIONS)

1800-2100

CEILING (FEET)	VISIBILITY STATUTE MILES															
	≥10	≥6	≥5	≥4	≥3	≥2	≥1½	≥1	≥¾	≥½	≥¼	≥0	5/8	½	¼	0
≥20000	41.7	42.1	42.3	42.3	42.7	42.7	42.9	43.2	43.2	43.2	43.2	43.2	43.2	43.2	43.2	43.2
20000	55.6	56.4	56.6	56.6	57.1	57.1	57.3	57.7	57.7	57.7	57.7	57.7	57.7	57.7	57.7	57.7
≥18000	56.8	57.5	57.7	57.7	58.3	58.3	58.5	58.9	58.9	58.9	58.9	58.9	58.9	58.9	58.9	58.9
18000	57.2	57.7	58.9	58.9	59.5	59.5	59.7	60.0	60.0	60.0	60.0	60.0	60.0	60.0	60.0	60.0
≥16000	59.7	60.4	60.6	60.6	61.2	61.2	61.4	61.8	61.8	61.8	61.8	61.8	61.8	61.8	61.8	61.8
16000	64.5	65.3	65.4	65.4	66.0	66.0	66.2	66.6	66.6	66.6	66.6	66.6	66.6	66.6	66.6	66.6
≥14000	67.6	68.7	68.9	68.9	69.5	69.5	69.7	70.1	70.1	70.1	70.1	70.1	70.1	70.1	70.1	70.1
14000	68.3	69.5	69.7	69.7	70.3	70.3	70.5	70.8	70.8	70.8	70.8	70.8	70.8	70.8	70.8	70.8
≥12000	76.4	77.8	78.0	78.0	78.6	78.6	78.8	79.2	79.2	79.2	79.2	79.2	79.2	79.2	79.2	79.2
12000	80.7	82.0	82.2	82.2	82.8	82.8	83.0	83.4	83.4	83.4	83.4	83.4	83.4	83.4	83.4	83.4
≥10000	81.5	82.8	83.0	83.0	83.6	83.6	83.8	84.2	84.2	84.2	84.2	84.2	84.2	84.2	84.2	84.2
10000	84.1	85.5	85.7	85.7	86.3	86.3	86.5	86.9	86.9	86.9	86.9	86.9	86.9	86.9	86.9	86.9
≥9000	84.4	85.9	86.3	86.3	86.9	86.9	87.1	87.5	87.5	87.5	87.5	87.5	87.5	87.5	87.5	87.5
9000	88.3	89.8	90.2	90.2	90.7	90.7	90.9	91.3	91.3	91.3	91.3	91.3	91.3	91.3	91.3	91.3
≥8000	90.0	91.7	92.3	92.3	92.9	92.9	93.1	93.4	93.4	93.4	93.4	93.4	93.4	93.4	93.4	93.4
8000	92.7	94.6	95.2	95.2	95.8	95.8	95.9	96.3	96.3	96.3	96.3	96.3	96.3	96.3	96.3	96.3
≥7000	93.4	95.4	95.9	95.9	96.5	96.5	96.7	97.1	97.1	97.1	97.1	97.1	97.1	97.1	97.1	97.1
7000	93.6	95.6	96.3	96.3	96.9	96.9	97.1	97.5	97.5	97.5	97.5	97.5	97.5	97.5	97.5	97.5
≥6000	93.6	95.8	96.3	96.3	96.9	96.9	97.1	97.5	97.5	97.5	97.5	97.5	97.5	97.5	97.5	97.5
6000	93.6	96.3	96.9	96.9	97.7	97.7	97.9	98.3	98.3	98.3	98.3	98.3	98.3	98.3	98.3	98.3
≥5000	93.6	96.5	97.3	97.3	98.1	98.1	98.3	98.6	98.6	98.6	98.6	98.6	98.6	98.6	98.6	98.6
5000	93.6	96.5	97.3	98.1	99.0	99.0	99.2	99.6	99.6	99.6	99.6	99.6	99.6	99.6	99.6	99.6
≥4500	93.6	96.5	97.3	98.1	99.0	99.0	99.2	99.6	99.6	99.6	99.6	99.6	99.6	99.6	99.6	99.6
4500	93.6	96.5	97.3	98.1	99.0	99.0	99.2	99.6	99.6	99.6	99.6	99.6	99.6	99.6	99.6	99.6
≥4000	93.6	96.5	97.3	98.1	99.2	99.2	99.4	99.8	99.8	99.8	99.8	99.8	99.8	99.8	99.8	99.8
4000	93.6	96.5	97.3	98.1	99.2	99.2	99.4	99.8	99.8	99.8	99.8	99.8	99.8	99.8	99.8	99.8
≥3500	93.6	96.5	97.3	98.1	99.2	99.2	99.4	99.8	99.8	99.8	99.8	99.8	99.8	99.8	99.8	99.8
3500	93.6	96.5	97.3	98.1	99.2	99.2	99.4	99.8	99.8	99.8	99.8	99.8	99.8	99.8	99.8	99.8
≥3000	93.8	96.7	97.5	98.3	99.4	99.4	99.6	100.0	100.0	100.0	100.0	100.0	100.0	100.0	100.0	100.0
3000	93.8	96.7	97.5	98.3	99.4	99.4	99.6	100.0	100.0	100.0	100.0	100.0	100.0	100.0	100.0	100.0
≥2500	93.8	96.7	97.5	98.3	99.4	99.4	99.6	100.0	100.0	100.0	100.0	100.0	100.0	100.0	100.0	100.0
2500	93.8	96.7	97.5	98.3	99.4	99.4	99.6	100.0	100.0	100.0	100.0	100.0	100.0	100.0	100.0	100.0

TOTAL NUMBER OF OBSERVATIONS 518

USAF ETAC 0-14-5 (OL A PREVIOUS EDITIONS OF THIS FORM ARE OBSOLETE)

GLOBAL CLIMATOLOGY BRANCH
USAF ETAC
AIR WEATHER SERVICE/MAC

CEILING VERSUS VISIBILITY

7366 15 (STATION) FT WAINWRIGHT AAF AK (STATION NAME) 77-82 (YEARS) ALL (MONTH)

PERCENTAGE FREQUENCY OF OCCURRENCE
(FROM HOURLY OBSERVATIONS)

ALL (HOUR)

CEILING (FEET)	VISIBILITY (STATUTE MILES)															
	≥10	≥6	≥5	≥4	≥3	≥2	≥1	≥1	≥1	≥1	≥1	≥1	≥1	≥1	≥1	≥0
≥ 22000	37.6	38.0	38.7	39.0	39.3	38.6	38.6	38.8	38.8	38.8	38.9	38.9	38.9	38.9	39.1	39.1
≥ 20000	50.0	50.8	50.9	50.9	51.2	51.5	51.6	51.7	51.8	51.8	51.8	51.8	51.8	51.9	52.0	52.1
≥ 18000	51.4	52.4	52.4	52.5	52.8	53.1	53.1	53.3	53.3	53.3	53.4	53.4	53.4	53.4	53.6	53.6
≥ 16000	51.9	52.8	52.8	52.9	53.2	53.5	53.5	53.7	53.7	53.7	53.8	53.8	53.8	53.9	54.0	54.1
≥ 14000	53.2	54.1	54.1	54.2	54.5	54.8	54.8	55.0	55.0	55.0	55.1	55.1	55.1	55.2	55.3	55.4
≥ 12000	57.7	58.7	58.7	58.7	59.0	59.3	59.4	59.6	59.6	59.6	59.6	59.6	59.6	59.7	59.7	59.8	59.9
≥ 10000	61.2	62.3	62.3	62.4	62.7	63.0	63.0	63.2	63.2	63.2	63.3	63.3	63.3	63.3	63.5	63.6
≥ 9000	62.5	63.6	63.7	63.7	64.1	64.3	64.4	64.6	64.6	64.6	64.6	64.6	64.6	64.7	64.7	64.9	64.9
≥ 8000	68.6	70.0	70.1	70.2	70.5	70.8	70.8	71.0	71.1	71.1	71.1	71.1	71.2	71.2	71.3	71.4
≥ 7000	73.6	75.1	75.2	75.3	75.6	75.9	76.0	76.1	76.2	76.2	76.2	76.2	76.3	76.3	76.5	76.5
≥ 6000	74.5	76.1	76.2	76.2	76.6	76.9	76.9	77.1	77.1	77.1	77.2	77.2	77.3	77.3	77.4	77.5
≥ 5000	76.9	78.6	78.7	78.8	79.3	79.6	79.7	79.8	79.9	79.9	80.0	80.0	80.0	80.1	80.2	80.3
≥ 4500	77.8	79.5	79.7	79.8	80.4	80.6	80.7	80.9	80.9	80.9	81.0	81.0	81.1	81.1	81.3	81.3
≥ 4000	81.0	82.8	83.0	83.1	83.6	83.9	84.0	84.2	84.2	84.2	84.4	84.4	84.4	84.4	84.6	84.6
≥ 3500	82.4	84.3	84.5	84.7	85.2	85.5	85.6	85.8	85.8	85.8	85.9	85.9	86.0	86.0	86.2	86.2
≥ 3000	84.7	87.2	87.5	87.6	88.2	88.5	88.5	88.8	88.8	88.8	88.9	88.9	88.9	89.0	89.1	89.2
≥ 2500	86.4	89.5	89.6	90.0	90.5	90.8	90.9	91.1	91.2	91.2	91.3	91.3	91.3	91.3	91.5	91.6
≥ 2000	87.4	90.6	90.9	91.1	91.6	92.0	92.0	92.2	92.3	92.3	92.4	92.4	92.4	92.5	92.6	92.7
≥ 1800	87.6	90.9	91.2	91.3	91.9	92.2	92.3	92.5	92.6	92.6	92.7	92.7	92.7	92.8	92.9	93.0
≥ 1500	88.5	92.2	92.5	92.6	93.2	93.6	93.7	93.9	93.9	93.9	94.0	94.0	94.1	94.1	94.2	94.3
≥ 1200	89.1	93.3	93.7	93.9	94.5	94.8	94.9	95.1	95.2	95.2	95.3	95.3	95.3	95.4	95.5	95.6
≥ 1000	89.7	94.5	95.1	95.6	96.4	96.7	96.8	97.0	97.0	97.1	97.2	97.2	97.3	97.3	97.4	97.5
≥ 900	89.8	94.8	95.4	95.9	96.7	97.0	97.1	97.3	97.4	97.4	97.5	97.5	97.6	97.6	97.8	97.8
≥ 800	89.9	95.0	95.7	96.2	97.0	97.4	97.5	97.8	97.8	97.9	98.0	98.0	98.0	98.1	98.2	98.3
≥ 700	90.0	95.2	95.9	96.5	97.4	97.8	97.9	98.1	98.2	98.3	98.4	98.4	98.4	98.4	98.6	98.7
≥ 600	90.1	95.4	96.2	96.9	97.8	98.2	98.3	98.5	98.6	98.7	98.8	98.8	98.8	98.9	99.0	99.1
≥ 500	90.1	95.5	96.3	97.0	98.0	98.4	98.5	98.8	98.8	99.0	99.1	99.1	99.1	99.2	99.3	99.4
≥ 400	90.1	95.5	96.3	97.0	98.0	98.4	98.6	98.8	98.9	99.0	99.2	99.2	99.3	99.3	99.5	99.6
≥ 300	90.1	95.5	96.4	97.1	98.2	98.6	98.7	99.0	99.1	99.2	99.3	99.3	99.4	99.5	99.7	99.8
≥ 200	90.1	95.5	96.4	97.1	98.2	98.6	98.7	99.0	99.1	99.2	99.3	99.3	99.4	99.5	99.7	99.9
≥ 100	90.1	95.5	96.4	97.1	98.2	98.6	98.7	99.0	99.1	99.2	99.4	99.4	99.5	99.6	99.8	100.0
≥ 0	90.1	95.5	96.4	97.1	98.2	98.6	98.7	99.0	99.1	99.2	99.4	99.4	99.5	99.6	99.8	100.0

TOTAL NUMBER OF OBSERVATIONS 2774

GLOBAL CLIMATOLOGY BRANCH
USAFETAC
AIR WEATHER SERVICE/MAC

CEILING VERSUS VISIBILITY

7 2615 FT WAINWRIGHT AAF AK 77-82 SEP
STATION STATION NAME YEARS MONTH

PERCENTAGE FREQUENCY OF OCCURRENCE FROM HOURLY OBSERVATIONS

HOURS 0500

CEILING (FEET)	VISIBILITY (STATUTE MILES) ≥10	≥6	≥5	≥4	≥3	≥2	≥1½	≥1	≥¾	≥½	≥¼	≥0
≥ 22000	31.7	31.7	31.7	31.7	31.7	31.7	31.7	31.7	31.7	31.7	31.7	31.7	32.3	32.3	32.3	32.3
≥ 20000	36.6	36.6	36.6	36.6	36.6	36.6	36.6	36.6	36.6	36.6	36.6	36.6	37.3	37.3	37.3	37.3
≥ 18000	39.1	39.1	39.1	39.1	39.1	39.1	39.1	39.1	39.1	39.1	39.1	39.1	39.8	39.8	39.8	39.8
≥ 17000	39.8	39.8	39.8	39.8	39.8	39.8	39.8	39.8	39.8	39.8	39.8	39.8	40.4	40.4	40.4	40.4
≥ 16000	39.8	39.8	39.8	39.8	39.8	39.8	39.8	39.8	39.8	39.8	39.8	39.8	40.4	40.4	40.4	40.4
≥ 15000	41.6	41.6	41.6	41.6	41.6	41.6	41.6	41.6	41.6	41.6	41.6	41.6	42.2	42.2	42.2	42.2
≥ 14000	48.4	48.4	48.4	48.4	48.4	48.4	48.4	48.4	48.4	48.4	48.4	48.4	49.1	49.1	49.1	49.1
≥ 13000	49.7	49.7	49.7	49.7	49.7	49.7	49.7	49.7	49.7	49.7	49.7	49.7	50.3	50.3	50.3	50.3
≥ 12000	56.5	57.8	57.8	58.4	58.4	58.4	58.4	58.4	58.4	58.4	58.4	58.4	59.0	59.0	59.0	59.0
≥ 11000	59.6	60.9	60.9	61.5	61.5	61.5	61.5	61.5	61.5	61.5	61.5	61.5	62.1	62.1	62.1	62.1
≥ 10000	60.2	62.1	62.1	62.7	62.7	62.7	62.7	62.7	62.7	62.7	62.7	62.7	63.4	63.4	63.4	63.4
≥ 9000	64.0	67.1	67.1	67.7	67.7	67.7	67.7	67.7	67.7	67.7	67.7	67.7	68.3	68.3	68.3	68.3
≥ 8000	64.6	67.7	67.7	68.3	68.3	68.3	68.3	68.3	68.3	68.3	68.3	68.3	68.9	68.9	68.9	68.9
≥ 7000	67.1	72.0	72.0	72.7	72.7	72.7	72.7	72.7	72.7	72.7	72.7	72.7	73.3	73.3	73.3	73.3
≥ 6000	67.1	73.3	73.3	73.9	73.9	73.9	73.9	73.9	74.5	74.5	74.5	74.5	75.2	75.2	75.2	75.2
≥ 5000	68.9	76.4	77.0	77.6	77.6	77.6	77.6	77.6	78.3	78.3	78.3	78.3	78.9	78.9	78.9	78.9
≥ 4500	70.2	79.9	79.5	80.1	80.1	80.1	80.1	80.1	80.7	80.7	80.7	80.7	81.4	81.4	81.4	81.4
≥ 4000	70.8	80.7	81.4	82.0	82.6	82.6	82.6	82.6	83.2	83.2	83.2	83.2	83.9	83.9	83.9	83.9
≥ 3500	70.8	80.7	81.4	82.0	82.6	82.6	82.6	82.6	83.2	83.2	83.2	83.2	83.9	83.9	83.9	83.9
≥ 3000	72.1	82.6	83.9	84.5	86.3	86.3	86.3	86.3	87.0	87.0	87.6	87.6	88.2	88.2	88.2	88.2
≥ 2500	73.3	83.9	85.1	85.7	87.6	87.6	87.6	87.6	88.2	88.2	88.8	88.8	89.4	89.4	89.4	89.4
≥ 2000	73.3	83.9	85.1	86.3	88.2	88.2	88.8	88.8	89.4	89.4	90.1	90.1	90.7	90.7	90.7	90.7
≥ 1800	73.3	83.9	85.1	86.3	88.2	88.2	88.8	88.8	89.4	89.4	90.1	90.1	90.7	90.7	90.7	90.7
≥ 1600	73.3	84.5	85.7	87.0	89.4	89.4	90.1	90.1	90.7	90.7	91.3	91.3	91.9	91.9	91.9	91.9
≥ 1400	73.3	84.5	85.7	87.0	89.4	89.4	90.1	90.1	90.7	90.7	91.3	91.3	91.9	91.9	91.9	91.9
≥ 1200	73.9	85.7	87.0	88.2	90.7	90.7	91.3	91.3	91.9	91.9	92.5	92.5	93.2	93.2	93.2	93.2
≥ 1000	73.9	85.7	87.0	88.2	90.7	90.7	91.3	91.3	91.9	91.9	92.5	92.5	93.2	93.2	93.2	93.2
≥ 900	73.9	85.7	87.0	88.2	90.7	90.7	91.9	91.9	92.5	92.5	93.2	93.8	94.4	95.0	95.7	95.7
≥ 800	73.9	85.7	87.0	88.2	90.7	90.7	92.5	92.5	93.2	93.2	93.8	94.4	95.7	96.3	96.9	96.9
≥ 700	73.9	85.7	87.0	88.2	90.7	90.7	92.5	92.5	93.2	93.8	94.4	95.0	96.3	96.9	97.5	97.5
≥ 600	73.9	85.7	87.0	88.2	90.7	90.7	93.2	93.2	93.8	94.4	95.0	95.7	96.9	97.5	98.8	99.4
≥ 500	73.9	85.7	87.0	88.2	90.7	90.7	93.2	93.2	93.8	94.4	95.0	95.7	96.9	97.5	98.8	100.0

TOTAL NUMBER OF OBSERVATIONS 161

GLOBAL CLIMATOLOGY BRANCH
USAFETAC
AIR WEATHER SERVICE/MAC

CEILING VERSUS VISIBILITY

7 2615 FT WAINWRIGHT AAF AK 77-82 SEP
STATION STATION NAME YEARS

PERCENTAGE FREQUENCY OF OCCURRENCE
(FROM HOURLY OBSERVATIONS)

0600-0900

CEILING FEET	VISIBILITY STATUTE MILES														
	≥10	≥6	≥5	≥4	≥3	≥2½	≥2	≥1½	≥1¼	≥1	≥¾	≥½	≥¼	<¼
NO CEILING	28.1	28.5	28.5	28.5	28.5	28.5	28.5	28.5	28.5	28.7	28.9	28.9	29.1	29.1	29.3	29.5
≥ 20000	35.1	35.7	35.7	35.7	35.7	35.7	35.7	35.7	35.7	36.0	36.2	36.2	36.4	36.4	36.6	36.8
≥ 18000	37.0	37.8	37.8	37.8	37.8	37.8	37.8	37.8	37.8	38.0	38.2	38.2	38.4	38.4	38.6	38.8
≥ 9000	37.2	38.0	38.0	38.0	38.0	38.0	38.0	38.0	38.0	38.2	38.4	38.4	38.6	38.6	38.8	39.0
≥ 14000	38.2	39.3	39.3	39.3	39.3	39.3	39.3	39.3	39.3	39.5	39.7	39.7	39.9	39.9	40.1	40.3
≥ 7000	42.1	43.2	43.2	43.2	43.2	43.2	43.2	43.2	43.2	43.4	43.6	43.6	43.8	43.8	44.0	44.2
≥ 12000	46.5	48.1	48.1	48.1	48.1	48.1	48.1	48.1	48.1	48.3	48.6	48.6	48.8	48.8	49.0	49.2
≥ 9000	48.1	49.8	49.8	49.8	49.8	49.8	49.8	49.8	49.8	50.0	50.2	50.2	50.4	50.4	50.6	50.8
≥ 8000	56.8	59.3	59.3	59.3	59.3	59.3	59.3	59.3	59.3	59.5	59.7	59.7	59.9	59.9	60.1	60.3
≥ 7000	59.9	62.6	62.6	62.6	62.8	62.8	62.8	62.8	62.8	63.0	63.2	63.2	63.4	63.4	63.6	63.8
≥ 6000	60.7	63.4	63.4	63.4	63.6	63.6	63.6	63.6	63.6	63.8	64.0	64.0	64.3	64.3	64.5	64.7
≥ 5000	64.5	67.8	68.0	68.0	68.2	68.2	68.2	68.2	68.2	68.4	68.6	68.6	68.8	68.8	69.0	69.2
≥ 4500	66.3	69.8	70.0	70.0	70.5	70.5	70.5	70.5	70.5	70.7	70.9	70.9	71.1	71.1	71.3	71.5
≥ 4000	66.4	72.9	73.1	73.1	73.6	73.8	73.8	73.8	73.8	74.0	74.2	74.2	74.4	74.4	74.6	74.8
≥ 3500	68.8	74.4	75.1	75.0	75.4	75.6	75.6	75.6	75.6	75.8	76.0	76.0	76.2	76.2	76.4	76.7
≥ 3000	69.6	75.8	76.4	77.1	77.5	77.7	77.7	77.7	77.7	77.9	78.3	78.3	78.5	78.5	78.7	78.9
≥ 2500	70.2	78.1	79.3	80.2	80.6	80.8	80.8	80.8	80.8	81.0	81.4	81.4	81.6	81.6	81.8	82.0
≥ 2000	71.9	80.2	81.4	82.2	82.9	83.1	83.1	83.1	83.1	83.3	83.7	83.7	83.9	83.9	84.1	84.3
≥ 1800	71.9	80.2	81.4	82.2	82.9	83.1	83.1	83.1	83.1	83.3	83.7	83.7	83.9	83.9	84.1	84.3
≥ 1500	72.1	81.1	82.2	83.1	84.1	84.3	84.5	84.5	84.5	84.7	85.1	85.1	85.3	85.3	85.5	85.7
≥ 1200	73.6	82.6	84.1	84.9	86.0	86.2	86.4	86.4	86.4	86.6	87.0	87.0	87.2	87.2	87.4	87.6
≥ 1000	74.0	83.1	84.7	85.5	86.6	86.8	87.0	87.0	87.0	87.4	87.8	87.8	88.0	88.0	88.2	88.4
≥ 900	74.0	83.1	84.7	85.5	86.6	86.8	87.0	87.0	87.0	87.4	87.8	87.8	88.0	88.0	88.2	88.4
≥ 800	74.1	83.1	84.7	85.5	86.6	87.0	87.2	87.4	87.4	87.8	88.2	88.2	88.6	88.6	88.8	89.0
≥ 700	74.2	83.3	84.9	85.7	86.8	87.2	87.4	87.6	88.0	88.4	89.0	89.3	89.9	89.9	90.1	90.3
≥ 600	74.4	84.1	85.7	86.6	87.6	88.6	88.8	89.3	89.7	90.1	90.7	90.9	91.5	91.5	91.7	92.1
≥ 500	74.8	85.1	87.4	88.4	89.5	90.5	90.7	91.3	91.7	92.1	92.8	93.2	93.8	93.8	94.0	94.4
≥ 400	74.8	85.1	87.4	88.6	89.7	90.7	91.9	92.6	93.0	93.4	94.0	94.6	95.7	95.7	95.9	96.3
≥ 300	74.8	85.3	87.8	89.0	90.1	91.1	92.4	93.4	93.8	94.8	95.5	96.1	97.1	97.1	97.3	98.3
≥ 200	74.8	85.3	87.8	89.0	90.1	91.1	92.4	93.4	93.8	94.8	95.5	96.1	97.1	97.1	97.5	98.6
≥ 100	74.8	85.3	87.8	89.0	90.1	91.1	92.6	93.6	94.0	95.0	95.9	96.5	97.5	97.7	98.3	100.0
≥ 0	74.8	85.3	87.8	89.0	90.1	91.1	92.6	93.6	94.0	95.0	95.9	96.5	97.5	97.7	98.3	100.0

TOTAL NUMBER OF OBSERVATIONS 484

GLOBAL CLIMATOLOGY BRANCH
USAFETAC
AIR WEATHER SERVICE/MAC

CEILING VERSUS VISIBILITY

7 2615 (STATION) FT WAINWRIGHT AAF AK (STATION NAME) 77-82 (YEARS) SEP

PERCENTAGE FREQUENCY OF OCCURRENCE
(FROM HOURLY OBSERVATIONS)

0900-1100

CEILING (FEET)	VISIBILITY (STATUTE MILES) ≥10	≥6	≥5	≥4	≥3	≥2½	≥2	≥1½	≥1¼	≥1	≥¾	≥½	≥¼	0
UNLIM	31.3	32.6	32.6	32.6	32.6	32.6	32.6	32.6	32.6	32.9	32.9	32.9	33.1	33.1	33.3	33.3
20000	36.4	37.8	37.8	37.8	37.8	37.8	37.8	37.8	37.8	38.0	38.2	38.2	38.2	38.2	38.4	38.4
12000	38.9	40.1	40.1	40.1	40.1	40.1	40.1	40.1	40.1	40.3	40.3	40.3	40.5	40.5	40.7	40.7
9000	40.3	41.5	41.5	41.5	41.5	41.5	41.5	41.5	41.5	41.7	41.7	41.7	41.9	41.9	42.1	42.1
8000	42.8	44.0	44.0	44.0	44.0	44.0	44.0	44.0	44.0	44.2	44.2	44.2	44.4	44.4	44.6	44.6
7000	46.1	47.3	47.3	47.3	47.3	47.3	47.3	47.3	47.3	47.5	47.5	47.5	47.7	47.7	47.9	47.9
6000	49.6	51.4	51.4	51.4	51.4	51.4	51.4	51.4	51.4	51.7	51.7	51.7	51.9	51.9	52.1	52.1
5000	53.3	55.4	55.4	55.4	55.4	55.4	55.4	55.4	55.4	55.6	55.6	55.6	55.8	55.8	56.0	56.0
4500	60.7	63.8	63.8	63.8	63.8	63.8	63.8	63.8	63.8	64.0	64.0	64.0	64.3	64.3	64.5	64.5
4000	64.9	68.6	68.6	68.6	68.6	68.6	68.6	68.6	68.6	68.8	68.8	68.8	69.0	69.0	69.2	69.2
3500	66.5	70.2	70.2	70.2	70.2	70.2	70.2	70.2	70.2	70.5	70.5	70.5	70.7	70.7	70.9	70.9
3000	68.2	72.5	72.5	72.5	72.5	72.5	72.5	72.5	72.5	72.7	72.7	72.7	72.9	72.9	73.1	73.1
2500	69.3	73.3	73.3	73.3	73.3	73.3	73.3	73.3	73.3	73.6	73.6	73.6	73.8	73.8	74.0	74.0
2000	71.7	76.7	76.7	76.7	76.7	76.7	76.7	76.7	76.7	76.9	76.9	76.9	77.1	77.1	77.3	77.3
1800	72.5	78.3	78.5	78.5	78.5	78.5	78.5	78.5	78.5	78.7	78.7	78.7	78.9	78.9	79.1	79.1
1600	74.2	80.0	80.2	80.2	80.6	80.6	80.6	80.6	80.6	80.8	80.8	80.8	81.0	81.0	81.2	81.2
1400	75.4	82.4	82.6	82.6	83.1	83.1	83.1	83.1	83.1	83.3	83.3	83.3	83.5	83.5	83.7	83.7
1200	76.9	84.1	84.3	84.3	84.9	84.9	84.9	84.9	84.9	85.1	85.1	85.1	85.3	85.3	85.5	85.5
1000	77.1	84.3	84.5	84.5	85.1	85.1	85.1	85.1	85.1	85.3	85.3	85.3	85.5	85.5	85.7	85.7
900	78.3	86.2	87.0	87.0	87.6	87.6	87.6	87.6	87.6	87.8	87.8	87.8	88.0	88.0	88.2	88.2
800	79.1	87.0	87.8	87.8	88.4	88.4	88.4	88.4	88.4	88.6	88.6	88.6	88.8	88.8	89.0	89.0
700	79.8	88.2	89.3	89.3	90.3	90.3	90.3	90.3	90.3	90.7	90.7	90.7	90.9	90.9	91.1	91.1
600	80.0	88.8	89.9	89.9	90.9	90.9	90.9	90.9	90.9	91.3	91.3	91.3	91.5	91.5	91.7	91.7
500	80.6	90.7	91.9	91.9	93.0	93.0	93.0	93.0	93.0	93.4	93.4	93.4	93.8	93.6	94.0	94.0
400	80.6	91.1	92.4	92.8	94.0	94.0	94.0	94.0	94.0	94.4	94.4	94.4	94.8	94.8	95.0	95.0
300	81.2	93.2	94.6	95.0	96.7	96.7	96.7	96.7	96.7	97.1	97.1	97.1	97.5	97.5	97.7	97.7
200	82.0	94.0	95.5	95.9	97.7	97.7	97.7	97.7	97.7	98.1	98.1	98.1	98.6	98.6	98.8	98.8
100	82.0	94.2	95.7	96.1	97.9	97.9	98.1	98.1	98.1	98.6	98.6	98.6	99.0	99.0	99.2	99.2
50	82.0	94.4	95.9	96.5	98.3	98.3	98.6	98.6	98.6	99.0	99.0	99.0	99.6	99.6	99.8	99.8
0	82.0	94.4	95.9	96.5	98.3	98.3	98.6	98.8	98.8	99.2	99.2	99.2	99.8	99.8	100.0	100.0

TOTAL NUMBER OF OBSERVATIONS 484

USAF ETAC FORM 0-14-5 (OL A) PREVIOUS EDITIONS OF THIS FORM ARE OBSOLETE

GLOBAL CLIMATOLOGY BRANCH
USAFETAC
AIR WEATHER SERVICE/MAC

CEILING VERSUS VISIBILITY

7-2615 STATION — FT WAINWRIGHT AAF AK STATION NAME — 77-82 YEARS — SEP MONTH

PERCENTAGE FREQUENCY OF OCCURRENCE
(FROM HOURLY OBSERVATIONS)

12WP-1406

CEILING FEET	VISIBILITY STATUTE MILES														
	≥10	≥6	≥5	≥4	≥3	≥2	≥1¾	≥1½	≥1¼	≥1	≥¾	≥½	≥¼	≥0	
≥20000	27.3	28.0	28.0	28.0	28.0	28.0	28.0	28.0	28.0	28.0	28.0	28.0	28.0	28.0	28.0
	36.9	37.5	37.5	37.5	37.5	37.5	37.5	37.5	37.5	37.5	37.5	37.5	37.5	37.5	37.5
10000	39.3	40.0	40.0	40.0	40.0	40.0	40.0	40.0	40.0	40.0	40.0	40.0	40.0	40.0	40.0
5000	40.4	41.0	41.0	41.0	41.0	41.0	41.0	41.0	41.0	41.0	41.0	41.0	41.0	41.0	41.0
4000	42.9	43.5	43.5	43.5	43.5	43.5	43.5	43.5	43.5	43.5	43.5	43.5	43.5	43.5	43.5
3000	46.3	47.4	47.4	47.4	47.4	47.4	47.4	47.4	47.4	47.4	47.4	47.4	47.4	47.4	47.4
2500	51.9	53.2	53.2	53.2	53.2	53.2	53.2	53.2	53.2	53.2	53.2	53.2	53.2	53.2	53.2
2000	56.3	57.8	57.8	57.8	57.8	57.8	57.8	57.8	57.8	57.8	57.8	57.8	57.8	57.8	57.8
1500	65.4	66.9	66.9	66.9	66.9	66.9	66.9	66.9	66.9	66.9	66.9	66.9	66.9	66.9	66.9
1000	69.2	70.6	70.6	70.6	70.6	70.6	70.6	70.6	70.6	70.6	70.6	70.6	70.6	70.6	70.6
900	70.4	71.8	71.8	71.8	71.8	71.8	71.8	71.8	71.8	71.8	71.8	71.8	71.8	71.8	71.8
800	72.7	74.3	74.3	74.3	74.3	74.3	74.3	74.3	74.3	74.3	74.3	74.3	74.3	74.3	74.3
700	73.7	75.4	75.4	75.4	75.4	75.4	75.4	75.4	75.4	75.4	75.4	75.4	75.4	75.4	75.4
600	77.2	78.9	78.9	78.9	78.9	78.9	78.9	78.9	78.9	78.9	78.9	78.9	78.9	78.9	78.9
500	78.3	80.5	80.5	80.5	80.5	80.5	80.5	80.5	80.5	80.5	80.5	80.5	80.5	80.5	80.5
400	82.4	85.9	85.9	85.9	85.9	85.9	85.9	85.9	85.9	85.9	85.9	85.9	85.9	85.9	85.9
300	84.3	88.4	88.4	88.4	88.4	88.4	88.4	88.4	88.4	88.4	88.4	88.4	88.4	88.4	88.4
200	85.7	89.9	89.9	89.9	89.9	89.9	89.9	89.9	89.9	89.9	89.9	89.9	89.9	89.9	89.9
150	85.9	90.1	90.1	90.1	90.1	90.1	90.1	90.1	90.1	90.1	90.1	90.1	90.1	90.1	90.1
100	87.6	92.3	92.8	92.8	92.8	92.8	92.8	92.8	92.8	92.8	92.8	92.8	92.8	92.8	92.8
50	89.1	94.8	95.2	95.2	95.2	95.2	95.2	95.2	95.2	95.2	95.2	95.2	95.2	95.2	95.2
0	91.3	97.1	97.5	97.5	97.5	97.5	97.5	97.5	97.5	97.5	97.5	97.5	97.5	97.5	97.5
	92.8	98.8	99.2	99.2	99.2	99.2	99.2	99.2	99.2	99.2	99.2	99.2	99.2	99.2	99.2
	92.8	98.8	99.2	99.2	99.2	99.2	99.2	99.2	99.2	99.2	99.2	99.2	99.2	99.2	99.2
	92.8	98.8	99.2	99.2	99.2	99.2	99.2	99.2	99.2	99.2	99.2	99.2	99.2	99.2	99.2
	92.8	99.0	99.4	99.4	99.4	99.4	99.4	99.4	99.4	99.4	99.4	99.4	99.4	99.4	99.4
	92.8	99.0	99.4	99.4	99.4	99.4	99.4	99.4	99.4	99.4	99.4	99.4	99.4	99.4	99.4
	92.8	99.0	99.6	99.6	99.8	100.0	100.0	100.0	100.0	100.0	100.0	100.0	100.0	100.0	100.0
	92.8	99.0	99.6	99.6	99.8	100.0	100.0	100.0	100.0	100.0	100.0	100.0	100.0	100.0	100.0
	92.8	99.0	99.6	99.6	99.8	100.0	100.0	100.0	100.0	100.0	100.0	100.0	100.0	100.0	100.0
	92.8	99.0	99.6	99.6	99.8	100.0	100.0	100.0	100.0	100.0	100.0	100.0	100.0	100.0	100.0
	92.8	99.0	99.6	99.6	99.8	100.0	100.0	100.0	100.0	100.0	100.0	100.0	100.0	100.0	100.0

TOTAL NUMBER OF OBSERVATIONS 483

GLOBAL CLIMATOLOGY BRANCH
USAFETAC
AIR WEATHER SERVICE/MAC

CEILING VERSUS VISIBILITY

7 26 15 STATION | FT WAINWRIGHT AAF AK STATION NAME | 77-82 YEARS | SEP MONTH

PERCENTAGE FREQUENCY OF OCCURRENCE
(FROM HOURLY OBSERVATIONS)

1500-1700 LST

CEILING (FEET)	VISIBILITY (STATUTE MILES)															
	≥10	≥6	≥5	≥4	≥3	≥2½	≥2	≥1¾	≥1½	≥1¼	≥1	≥¾	≥½	≥¼	≥0
NO CEILING	31.9	32.1	32.1	32.1	32.1	32.1	32.1	32.1	32.1	32.1	32.1	32.1	32.1	32.1	32.1
≥ 20000	36.9	37.3	37.3	37.3	37.3	37.3	37.3	37.3	37.3	37.3	37.3	37.3	37.3	37.3	37.3
≥ 8000	38.9	39.8	39.8	39.8	39.8	39.8	39.8	39.8	39.8	39.8	39.8	39.8	39.8	39.8	39.8
≥ 6000	40.4	41.2	41.2	41.2	41.2	41.2	41.2	41.2	41.2	41.2	41.2	41.2	41.2	41.2	41.2
≥ 4000	42.2	43.3	43.3	43.3	43.3	43.3	43.3	43.3	43.3	43.3	43.3	43.3	43.3	43.3	43.3
≥ 3000	49.1	50.3	50.3	50.3	50.3	50.3	50.3	50.3	50.3	50.3	50.3	50.3	50.3	50.3	50.3
≥ 2500	56.3	58.6	58.6	58.6	58.6	58.6	58.6	58.6	58.6	58.6	58.6	58.6	58.6	58.6	58.6
≥ 2000	58.6	60.9	60.9	60.9	60.9	60.9	60.9	60.9	60.9	60.9	60.9	60.9	60.9	60.9	60.9
≥ 1500	67.9	70.2	70.2	70.2	70.2	70.2	70.2	70.2	70.2	70.2	70.2	70.2	70.2	70.2	70.2
≥ 1000	72.0	74.3	74.3	74.3	74.3	74.3	74.3	74.3	74.3	74.3	74.3	74.3	74.3	74.3	74.3
≥ 800	73.1	75.4	75.4	75.4	75.4	75.4	75.4	75.4	75.4	75.4	75.4	75.4	75.4	75.4	75.4
≥ 600	75.6	77.8	77.8	77.8	77.8	78.1	78.1	78.1	78.1	78.1	78.1	78.1	78.1	78.1	78.1
≥ 400	76.8	79.1	79.1	79.1	79.1	79.3	79.3	79.3	79.3	79.3	79.3	79.3	79.3	79.3	79.3
≥ 300	80.1	82.6	82.6	82.6	82.6	82.8	82.8	82.8	82.8	82.8	82.8	82.8	82.8	82.8	82.8
≥ 200	80.7	83.2	83.2	83.2	83.2	83.4	83.4	83.4	83.4	83.4	83.4	83.4	83.4	83.4	83.4
≥ 150	84.1	87.2	87.2	87.2	87.4	87.6	87.6	87.6	87.6	87.6	87.6	87.6	87.6	87.6	87.6
≥ 100	86.1	90.5	90.5	90.5	90.7	90.9	90.9	90.9	90.9	90.9	90.9	90.9	90.9	90.9	90.9
≥ 50	88.6	93.0	93.8	93.8	94.0	94.2	94.2	94.2	94.2	94.2	94.2	94.2	94.2	94.2	94.2
≥ 30	88.8	93.4	94.2	94.2	94.4	94.6	94.6	94.6	94.6	94.6	94.6	94.6	94.6	94.6	94.6
≥ 20	90.7	95.7	96.5	96.5	96.7	96.9	96.9	96.9	96.9	96.9	96.9	96.9	96.9	96.9	96.9
≥ 15	90.7	95.9	96.7	96.7	96.9	97.1	97.1	97.1	97.1	97.1	97.1	97.1	97.1	97.1	97.1
≥ 10	91.5	97.1	97.9	97.9	98.6	98.8	98.8	98.8	98.8	98.8	98.8	98.8	98.8	98.8	98.8
≥ 5	92.1	97.7	98.6	98.6	99.2	99.4	99.4	99.4	99.4	99.4	99.4	99.4	99.4	99.4	99.4
≥ 0	92.1	97.7	98.6	98.6	99.2	99.4	99.6	99.6	99.6	99.6	99.6	99.6	99.6	99.6	99.6
≥ 700	92.3	97.9	98.8	98.8	99.4	99.6	99.8	99.8	99.8	99.8	99.8	99.8	99.8	99.8	99.8
≥ 600	92.5	98.1	99.0	99.0	99.6	99.8	100.0	100.0	100.0	100.0	100.0	100.0	100.0	100.0	100.0
≥ 500	92.5	98.1	99.0	99.0	99.6	99.8	100.0	100.0	100.0	100.0	100.0	100.0	100.0	100.0	100.0
≥ 400	92.5	98.1	99.0	99.0	99.6	99.8	100.0	100.0	100.0	100.0	100.0	100.0	100.0	100.0	100.0
≥ 300	92.5	98.1	99.0	99.0	99.6	99.8	100.0	100.0	100.0	100.0	100.0	100.0	100.0	100.0	100.0
≥ 200	92.5	98.1	99.0	99.0	99.6	99.8	100.0	100.0	100.0	100.0	100.0	100.0	100.0	100.0	100.0
≥ 100	92.5	98.1	99.0	99.0	99.6	99.8	100.0	100.0	100.0	100.0	100.0	100.0	100.0	100.0	100.0
≥ 0	92.5	98.1	99.0	99.0	99.6	99.8	100.0	100.0	100.0	100.0	100.0	100.0	100.0	100.0	100.0

TOTAL NUMBER OF OBSERVATIONS 483

GLOBAL CLIMATOLOGY BRANCH
USAFETAC
AIR WEATHER SERVICE/MAC

CEILING VERSUS VISIBILITY

7 26 15 FT WAINWRIGHT AAF AK (STATION NAME) 77-82 (YEARS) ALL

PERCENTAGE FREQUENCY OF OCCURRENCE
FROM HOURLY OBSERVATIONS

1900-2000

CEILING (FEET)	VISIBILITY (STATUTE MILES)															
	10	7	5	4	3	2½	2	1½	1¼	1	¾	½	¼	0	TOTAL
12000	32.3	32.3	32.3	32.3	32.3	32.3	32.3	32.3	32.3	32.3	32.3	32.3	32.3	32.3	32.3	32.3
8000	40.4	40.4	40.4	40.4	40.4	40.4	40.4	40.4	40.4	40.4	40.4	40.4	40.4	40.4	40.4	40.4
6000	41.3	42.7	42.7	42.7	42.7	42.7	42.7	42.7	42.7	42.7	42.7	42.7	42.7	42.7	42.7	42.7
5000	42.7	43.5	43.5	43.5	43.5	43.5	43.5	43.5	43.5	43.5	43.5	43.5	43.5	43.5	43.5	43.5
4000	43.7	44.5	44.5	44.5	44.5	44.5	44.5	44.5	44.5	44.5	44.5	44.5	44.5	44.5	44.5	44.5
3500	46.6	47.8	47.8	47.8	47.8	47.8	47.8	47.8	47.8	47.8	47.8	47.8	47.8	47.8	47.8	47.8
3000	52.6	54.0	54.0	54.0	54.0	54.0	54.0	54.0	54.0	54.0	54.0	54.0	54.0	54.0	54.0	54.0
2500	56.9	58.4	58.4	58.4	58.4	58.4	58.4	58.4	58.4	58.4	58.4	58.4	58.4	58.4	58.4	58.4
2000	69.5	71.4	71.4	71.4	71.4	71.4	71.4	71.4	71.4	71.4	71.4	71.4	71.4	71.4	71.4	71.4
1800	73.9	76.2	76.2	76.2	76.2	76.2	76.2	76.2	76.2	76.2	76.2	76.2	76.2	76.2	76.2	76.2
1500	75.8	78.3	78.3	78.3	78.3	78.3	78.3	78.3	78.3	78.3	78.3	78.3	78.3	78.3	78.3	78.3
1000	77.8	81.0	81.1	81.0	81.0	81.0	81.0	81.0	81.0	81.0	81.0	81.0	81.0	81.0	81.0	81.0
800	79.9	83.2	83.2	83.2	83.2	83.2	83.2	83.2	83.2	83.2	83.2	83.2	83.2	83.2	83.2	83.2
600	82.2	86.3	86.3	86.3	86.3	86.3	86.3	86.3	86.3	86.3	86.3	86.3	86.3	86.3	86.3	86.3
500	83.2	87.8	87.8	87.8	87.8	87.8	87.8	87.8	87.8	87.8	87.8	87.8	87.8	87.8	87.8	87.8
400	86.5	91.7	91.7	91.7	91.7	91.7	91.7	91.7	91.7	91.7	91.7	91.7	91.7	91.7	91.7	91.7
300	87.2	92.5	92.8	92.6	92.8	92.8	92.8	92.8	92.8	92.8	92.8	92.8	92.8	92.8	92.8	92.8
200	88.6	94.4	95.4	95.9	96.1	96.1	96.1	96.1	96.1	96.1	96.1	96.1	96.1	96.1	96.1	96.1
150	88.9	94.8	96.9	96.3	96.5	96.5	96.5	96.5	96.5	96.5	96.5	96.5	96.5	96.5	96.5	96.5
100	89.1	95.2	96.3	96.7	96.9	96.9	96.9	96.9	96.9	96.9	96.9	96.9	96.9	96.9	96.9	96.9
0	89.1	95.4	96.5	96.9	97.1	97.1	97.1	97.1	97.1	97.1	97.1	97.1	97.1	97.1	97.1	97.1
	89.4	96.3	97.3	97.7	98.1	98.1	98.1	98.1	98.1	98.1	98.1	98.1	98.1	98.1	98.1	98.1
	90.1	96.9	97.9	98.3	98.8	98.8	98.8	98.8	98.8	98.8	98.8	98.8	98.8	98.8	98.8	98.8
	90.3	97.5	98.6	99.0	99.4	99.4	99.4	99.4	99.4	99.4	99.4	99.4	99.4	99.4	99.4	99.4
	90.3	97.5	98.6	99.0	99.4	99.4	99.4	99.4	99.4	99.4	99.4	99.4	99.4	99.4	99.4	99.4
	90.3	97.5	98.6	99.0	99.4	99.4	99.4	99.4	99.4	99.4	99.4	99.4	99.4	99.4	99.4	99.4
	90.3	97.5	98.6	99.0	99.4	99.4	99.4	99.4	99.4	99.4	99.4	99.4	99.4	99.4	99.4	99.4
	90.3	97.5	98.6	99.0	99.4	99.4	99.4	99.4	99.4	99.4	99.4	99.4	99.4	99.4	99.4	99.4
	90.3	97.5	98.6	99.0	99.4	99.4	99.4	99.4	99.4	99.4	99.4	99.4	99.4	99.4	99.4	99.4
	90.3	97.5	98.6	99.0	99.4	99.4	99.4	99.4	99.4	99.4	99.4	99.4	99.4	99.4	99.4	99.4
	90.3	97.5	98.6	99.0	99.4	99.4	99.4	99.4	99.4	99.4	99.4	99.4	99.4	99.4	99.4	99.4

TOTAL NUMBER OF OBSERVATIONS 483

GLOBAL CLIMATOLOGY BRANCH
USAFETAC
AIR WEATHER SERVICE/MAC

CEILING VERSUS VISIBILITY

7 7615 FT WAINWRIGHT AAF AK 76 SEP
STATION NAME YEAR

PERCENTAGE FREQUENCY OF OCCURRENCE
FROM HOURLY OBSERVATIONS

0000-2300

(NEAREST STATUTE MILE)

CEILING (HUNDREDS OF FEET)	10	7	5	4	3	2½	2	1½	1	½	0
22000 AND MORE	100.	100.	100.	100.	100.	100.	100.	100.	100.	100.	100.
20000	100.	100.	100.	100.	100.	100.	100.	100.	100.	100.	100.
18000	100.	100.	100.	100.	100.	100.	100.	100.	100.	100.	100.
16000	100.	100.	100.	100.	100.	100.	100.	100.	100.	100.	100.
14000	100.	100.	100.	100.	100.	100.	100.	100.	100.	100.	100.
12000	100.	100.	100.	100.	100.	100.	100.	100.	100.	100.	100.
10000	100.	100.	100.	100.	100.	100.	100.	100.	100.	100.	100.
9000	100.	100.	100.	100.	100.	100.	100.	100.	100.	100.	100.
8000	100.	100.	100.	100.	100.	100.	100.	100.	100.	100.	100.
7000	100.	100.	100.	100.	100.	100.	100.	100.	100.	100.	100.
6000	100.	100.	100.	100.	100.	100.	100.	100.	100.	100.	100.
5000	100.	100.	100.	100.	100.	100.	100.	100.	100.	100.	100.
4500	100.	100.	100.	100.	100.	100.	100.	100.	100.	100.	100.
4000	100.	100.	100.	100.	100.	100.	100.	100.	100.	100.	100.
3500	100.	100.	100.	100.	100.	100.	100.	100.	100.	100.	100.
3000	100.	100.	100.	100.	100.	100.	100.	100.	100.	100.	100.
2500	100.	100.	100.	100.	100.	100.	100.	100.	100.	100.	100.
2000	100.	100.	100.	100.	100.	100.	100.	100.	100.	100.	100.
1800	100.	100.	100.	100.	100.	100.	100.	100.	100.	100.	100.
1600	100.	100.	100.	100.	100.	100.	100.	100.	100.	100.	100.
1400	100.	100.	100.	100.	100.	100.	100.	100.	100.	100.	100.
1200	100.	100.	100.	100.	100.	100.	100.	100.	100.	100.	100.
1000	100.	100.	100.	100.	100.	100.	100.	100.	100.	100.	100.
900	100.	100.	100.	100.	100.	100.	100.	100.	100.	100.	100.
800	100.	100.	100.	100.	100.	100.	100.	100.	100.	100.	100.
700	100.	100.	100.	100.	100.	100.	100.	100.	100.	100.	100.
600	100.	100.	100.	100.	100.	100.	100.	100.	100.	100.	100.
500	100.	100.	100.	100.	100.	100.	100.	100.	100.	100.	100.
400	100.	100.	100.	100.	100.	100.	100.	100.	100.	100.	100.
300	100.	100.	100.	100.	100.	100.	100.	100.	100.	100.	100.
200	100.	100.	100.	100.	100.	100.	100.	100.	100.	100.	100.
100 AND LESS	100.	100.	100.	100.	100.	100.	100.	100.	100.	100.	100.

TOTAL NUMBER OF OBSERVATIONS 1

USAF ETAC 0-14-5 (OL A) PREVIOUS EDITIONS OF THIS FORM ARE OBSOLETE

GLOBAL CLIMATOLOGY BRANCH
USAFETAC
ATR WEATHER SERVICE/MAC

CEILING VERSUS VISIBILITY

7 [illegible] FT FAIRBRIGHT AAF AK 77-82 SEP

PERCENTAGE FREQUENCY OF OCCURRENCE
FROM HOURLY OBSERVATIONS

ALL

	20		22		24		26		28		30		32		34		36		38		40		
	30.4	30.7	30.7	30.7	30.7	30.7	30.7	30.7	30.7	30.7	30.8	30.8	30.8	30.8	30.8	30.8	30.8	30.8	30.8	30.8	30.8	30.8	30.8
	37.1	37.7	37.7	37.7	37.7	37.7	37.7	37.7	37.7	37.7	37.8	37.8	37.8	37.9	37.9	37.9	37.9	37.9	37.9	37.9	37.9	37.9	37.9
	39.2	40.0	40.0	40.0	40.0	40.0	40.0	40.0	40.0	40.0	40.1	40.1	40.1	40.1	40.1	40.1	40.1	40.1	40.1	40.1	40.1	40.1	40.1
	40.1	40.9	40.9	40.9	40.9	40.9	40.9	40.9	40.9	40.9	41.0	41.0	41.0	41.0	41.0	41.0	41.0	41.0	41.0	41.0	41.0	41.0	41.0
	41.8	42.7	42.7	42.7	42.7	42.7	42.7	42.7	42.7	42.8	42.9	42.8	42.9	42.9	42.9	42.9	42.9	42.9	42.9	42.9	42.9	42.9	42.9
	45.4	46.8	46.8	46.8	46.8	46.8	46.8	46.8	46.8	46.8	46.9	46.9	47.0	47.0	47.0	47.0	47.0	47.0	47.0	47.0	47.0	47.0	47.0
	51.2	52.6	52.8	52.8	52.8	52.8	52.8	52.8	52.8	52.8	52.9	52.9	52.9	53.0	53.0	53.0	53.1	53.1	53.1	53.1	53.1	53.1	53.1
	54.4	56.1	56.2	56.2	56.2	56.2	56.2	56.2	56.2	56.2	56.1	56.1	56.1	56.3	56.3	56.3	56.3	56.4	56.4	56.4	56.4	56.4	56.4
	63.6	65.8	65.8	65.8	65.8	65.8	65.8	65.8	65.8	65.9	66.0	66.0	66.1	66.1	66.1	66.2	66.2	66.2	66.2	66.2	66.2	66.2	66.2
	67.5	69.9	69.9	69.9	69.9	69.9	69.9	69.9	69.9	70.2	70.1	70.1	70.2	70.2	70.3	70.3	70.3	70.3	70.3	70.3	70.3	70.3	70.3
	68.7	71.2	71.2	71.3	71.3	71.3	71.3	71.3	71.3	71.4	71.4	71.4	71.5	71.5	71.6	71.7	71.7	71.7	71.7	71.7	71.7	71.7	71.7
	71.3	74.2	74.3	74.3	74.3	74.4	74.4	74.4	74.4	74.4	74.5	74.5	74.6	74.6	74.7	74.7	74.7	74.7	74.7	74.7	74.7	74.7	74.7
	72.6	75.6	75.7	75.7	75.8	75.8	75.8	75.8	75.8	75.9	76.0	76.0	76.1	76.1	76.2	76.2	76.2	76.2	76.2	76.2	76.2	76.2	76.2
	75.4	79.0	79.1	79.1	79.2	79.3	79.3	79.3	79.3	79.3	79.3	79.4	79.4	79.5	79.5	79.6	79.6	79.6	79.6	79.6	79.6	79.6	79.6
	76.1	80.4	80.5	80.6	80.7	80.7	80.7	80.7	80.8	80.8	80.9	80.9	81.0	81.1	81.1	81.1	81.1	81.1	81.1	81.1	81.1	81.1	81.1
	78.7	83.6	83.8	84.0	84.2	84.3	84.3	84.3	84.3	84.4	84.5	84.5	84.6	84.6	84.6	84.6	84.6	84.6	84.6	84.6	84.6	84.6	84.7
	81.0	85.9	86.3	86.5	86.6	86.7	86.7	86.7	86.7	86.8	86.9	86.9	86.9	87.0	87.0	87.0	87.1	87.2	87.2	87.2	87.2	87.2	87.2
	81.6	87.8	88.5	88.6	89.1	89.2	89.2	89.2	89.2	89.3	89.4	89.4	89.5	89.5	89.5	89.6	89.6	89.6	89.6	89.6	89.6	89.6	89.6
	81.8	88.1	88.7	89.0	89.3	89.4	89.4	89.4	89.5	89.5	89.6	89.6	89.6	89.7	89.7	89.8	89.8	89.8	89.8	89.8	89.8	89.8	89.8
	82.8	89.6	90.5	90.8	91.3	91.4	91.4	91.4	91.4	91.4	91.5	91.5	91.5	91.7	91.7	91.8	91.8	91.8	91.8	91.8	91.8	91.8	91.8
	83.6	91.7	91.6	91.9	92.4	92.5	92.5	92.5	92.6	92.6	92.7	92.7	92.8	92.9	92.9	92.9	92.9	92.9	92.9	92.9	92.9	92.9	92.9
	84.5	91.6	92.6	93.1	93.8	94.0	94.2	94.3	94.3	94.3	94.3	94.3	94.3	94.3	94.4	94.4	94.4	94.4	94.5	94.5	94.5	94.5	94.5
	85.7	92.5	93.5	93.8	94.5	94.6	94.6	94.6	94.6	94.7	94.8	94.9	95.0	95.0	95.1	95.1	95.2	95.2	95.2	95.2	95.2	95.2	95.2
	85.1	93.0	94.2	94.3	95.1	95.2	95.3	95.3	95.4	95.5	95.7	95.7	95.8	95.9	95.9	95.9	95.9	95.9	95.9	95.9	95.9	96.0	96.0
	85.2	93.1	94.2	94.6	95.3	95.5	95.6	95.6	95.7	95.9	96.1	96.1	96.2	96.3	96.3	96.4	96.4	96.4	96.4	96.4	96.4	96.4	96.4
	85.5	93.6	94.9	95.3	96.2	96.4	96.5	96.6	96.7	96.9	97.0	97.1	97.2	97.3	97.3	97.4	97.4	97.4	97.4	97.4	97.4	97.4	97.4
	85.7	94.2	95.4	95.8	96.7	96.9	97.1	97.2	97.3	97.4	97.6	97.7	97.9	97.9	98.0	98.0	98.1	98.1	98.1	98.1	98.1	98.1	98.1
	85.7	94.2	95.5	95.9	97.0	97.2	97.6	97.8	97.9	98.0	98.2	98.3	98.6	98.7	98.8	98.9	98.9	98.9	98.9	98.9	98.9	98.9	98.9
	85.7	94.3	95.6	96.1	97.1	97.4	97.8	98.0	98.1	98.1	98.4	98.6	98.7	99.1	99.1	99.2	99.3	99.4	99.4	99.5	99.5	99.5	99.5
	85.7	94.3	95.6	96.1	97.1	97.4	97.8	98.1	98.2	98.5	98.6	98.8	98.8	99.2	99.2	99.4	99.4	99.4	99.4	99.4	99.4	99.4	99.4
	85.7	94.3	95.6	96.1	97.1	97.4	97.8	98.1	98.2	98.5	98.6	98.8	98.9	99.3	99.4	99.6	99.6	99.6	99.6	99.6	99.6	99.6	99.6
	85.7	94.3	95.6	96.1	97.1	97.4	97.8	98.1	98.2	98.5	98.6	98.8	98.9	99.3	99.4	99.6	99.6	99.6	99.6	99.6	99.6	99.6	99.6

TOTAL NUMBER OF OBSERVATIONS 2574

USAFETAC [illegible] 0-14-5 (OL A) PREVIOUS EDITIONS OF THIS FORM ARE OBSOLETE

GLOBAL CLIMATOLOGY BRANCH
USAFETAC
ATR WEATHER SERVICE/MAC

CEILING VERSUS VISIBILITY

7 26 15 FT WAINWRIGHT AAF AK 77-82

PERCENTAGE FREQUENCY OF OCCURRENCE
FROM HOURLY OBSERVATIONS

28.7	34.1	34.1	34.1	34.1	34.1	34.1	34.1	34.1	34.1	34.1	34.1	34.1	34.1	34.1	34.1	34.1	34.1
33.5	38.9	38.9	38.9	38.9	38.9	38.9	38.9	38.9	38.9	38.9	38.9	38.9	38.9	38.9	38.9	38.9	38.9
34.7	41.3	41.3	41.3	41.3	41.3	41.3	41.3	41.3	41.3	41.3	41.3	41.3	41.3	41.3	41.3	41.3	41.3
34.7	41.3	41.3	41.3	41.3	41.3	41.3	41.3	41.3	41.3	41.3	41.3	41.3	41.3	41.3	41.3	41.3	41.3
35.3	41.9	41.9	41.9	41.9	41.9	41.9	41.9	41.9	41.9	41.9	41.9	41.9	41.9	41.9	41.9	41.9	41.9
35.9	43.1	43.1	43.1	43.1	43.1	43.1	43.1	43.1	43.1	43.1	43.1	43.1	43.1	43.1	43.1	43.1	43.1
37.9	46.1	46.1	46.1	46.1	46.1	46.1	46.1	46.1	46.1	46.1	46.1	46.1	46.1	46.1	46.1	46.1	46.1
38.9	46.1	46.1	46.1	46.1	46.1	46.1	46.1	46.1	46.1	46.1	46.1	46.1	46.1	46.1	46.1	46.1	46.1
42.5	49.7	49.7	49.7	49.7	49.7	49.7	49.7	49.7	49.7	49.7	49.7	49.7	49.7	49.7	49.7	49.7	49.7
46.1	54.5	54.5	54.5	54.5	54.5	54.5	54.5	54.5	54.5	54.5	54.5	54.5	54.5	54.5	54.5	54.5	54.5
46.7	55.1	55.1	55.1	55.1	55.1	55.1	55.1	55.1	55.1	55.1	55.1	55.1	55.1	55.1	55.1	55.1	55.1
47.3	56.9	56.9	56.9	56.9	56.9	56.9	56.9	56.9	56.9	56.9	56.9	56.9	56.9	56.9	56.9	56.9	56.9
47.3	58.1	58.1	58.1	58.1	58.1	58.1	58.1	58.1	58.1	58.1	58.1	58.1	58.1	58.1	58.1	58.1	58.1
61.5	62.3	62.3	62.3	62.9	63.5	63.5	63.5	63.5	63.5	63.5	63.5	63.5	63.5	63.5	63.5	64.1	64.1
2.1	67.1	67.1	67.1	67.9	69.5	69.5	69.5	69.5	69.5	69.5	69.5	69.5	69.5	69.5	69.5	70.1	70.1
63.9	66.9	66.9	66.9	71.7	71.7	71.7	71.7	71.7	71.7	71.7	71.7	71.7	71.7	71.7	71.7	71.7	71.7
57.5	73.7	73.7	73.7	75.4	76.0	76.0	76.0	76.0	76.0	76.0	76.0	76.0	76.0	76.0	76.0	76.0	76.0
58.7	76.6	77.2	77.2	80.2	81.4	81.4	81.4	81.4	81.4	81.4	81.4	81.4	81.4	81.4	81.4	82.0	82.0
59.7	77.2	77.8	77.8	80.8	82.0	82.0	82.0	82.0	82.0	82.0	82.0	82.0	82.0	82.0	82.0	82.6	82.6
59.3	79.4	79.6	79.6	82.6	83.8	84.4	84.4	84.4	84.4	84.4	84.4	84.4	84.4	84.4	84.4	85.0	85.0
59.3	79.4	79.6	79.6	82.6	83.8	84.4	84.4	84.4	84.4	84.4	84.4	84.4	84.4	84.4	84.4	85.0	85.0
59.3	79.6	80.2	80.2	83.2	84.4	86.0	86.6	87.4	87.4	88.0	88.6	88.6	88.6	88.6	88.6	89.2	89.2
59.3	79.6	80.2	80.2	85.0	86.6	87.4	88.0	88.6	88.6	89.2	89.8	89.8	89.8	89.8	89.8	90.4	90.4
59.9	81.8	81.4	82.0	85.6	86.8	89.2	90.4	90.4	91.0	91.6	91.6	91.6	91.6	91.6	91.6	92.2	92.2
59.9	81.4	82.0	82.6	87.4	89.2	89.8	91.6	91.6	92.2	92.8	92.8	92.8	92.8	92.8	92.8	93.4	93.4
59.9	82.0	83.2	83.8	88.6	90.4	91.0	92.8	92.8	93.4	94.0	94.0	94.0	94.0	94.0	94.0	94.6	94.6
59.9	82.6	83.2	84.4	89.2	91.0	91.6	93.4	93.4	95.2	95.8	95.8	95.8	95.8	95.8	96.4	96.4	96.4
59.9	83.2	85.0	85.6	91.0	92.8	93.4	95.2	95.2	97.0	97.6	98.2	98.2	98.2	98.2	98.2	98.8	98.8
59.9	83.2	85.0	85.6	91.0	92.8	93.4	95.2	95.2	97.6	98.2	98.8	98.8	98.8	98.8	99.4	99.4	99.4
59.9	83.2	85.0	85.6	91.0	92.8	93.4	95.2	95.2	97.6	98.2	98.8	98.8	98.8	98.8	99.4	99.4	99.4

TOTAL NUMBER OF OBSERVATIONS 167

USAF ETAC 0-14-5 (OL A) PREVIOUS EDITIONS OF THIS FORM ARE OBSOLETE

AD-A137 574 FORT WAINWRIGHT WAINWRIGHT AAF ALASKA LIMITED SURFACE OBSERVATIONS CLIMAT. (U) AIR FORCE ENVIRONMENTAL TECHNICAL APPLICATIONS CENTER SCOTT A.. 13 OCT 83 3/3

UNCLASSIFIED USAFETAC/DS-83/044 SBI-AD-E850 487 F/G 4/2 NL





MICROCOPY RESOLUTION TEST CHART
NATIONAL BUREAU OF STANDARDS - 1963 - A

GLOBAL CLIMATOLOGY BRANCH
USAFETAC
AIR WEATHER SERVICE/MAC

CEILING VERSUS VISIBILITY

70265 (STATION) FT WAINWRIGHT AAF AK (STATION NAME) 77-82 (YEARS) OCT (MONTH)

PERCENTAGE FREQUENCY OF OCCURRENCE
(FROM HOURLY OBSERVATIONS)

0600-0800 (HOURS LST)

CEILING FEET	VISIBILITY STATUTE MILES															
	≥10	≥6	≥5	≥4	≥3	≥2½	≥2	≥1½	≥1¼	≥1	≥¾	≥⅝	≥½	≥5/16	≥¼	≥0
NO CEILING	26.5	27.8	27.8	27.8	27.8	27.8	27.8	27.8	27.8	27.8	27.8	27.8	27.8	27.8	27.8	27.8
≥ 20000	31.0	32.5	32.5	32.5	32.5	32.5	32.5	32.5	32.5	32.5	32.5	32.5	32.5	32.5	32.5	32.5
≥ 18000	32.0	33.3	33.5	33.7	33.7	33.7	33.7	33.7	33.7	33.7	33.7	33.7	33.7	33.7	33.7	33.7
≥ 16000	32.2	33.5	33.7	33.9	33.9	33.9	33.9	33.9	33.9	33.9	33.9	33.9	33.9	33.9	33.9	33.9
≥ 14000	33.1	34.5	34.7	34.9	34.9	34.9	34.9	34.9	34.9	34.9	34.9	34.9	34.9	34.9	34.9	34.9
≥ 12000	34.7	36.1	36.3	36.5	36.5	36.5	36.5	36.5	36.5	36.5	36.5	36.5	36.5	36.5	36.5	36.5
≥ 10000	39.8	41.2	41.4	41.6	41.6	41.6	41.6	41.6	41.6	41.6	41.6	41.6	41.6	41.6	41.6	41.6
≥ 9000	40.4	42.0	42.2	42.4	42.4	42.4	42.4	42.4	42.4	42.4	42.4	42.4	42.4	42.4	42.4	42.4
≥ 8000	47.1	49.2	49.4	49.6	49.6	49.6	49.6	49.6	49.6	49.6	49.6	49.6	49.6	49.6	49.6	49.6
≥ 7000	50.8	54.1	54.5	54.9	54.9	54.9	54.9	54.9	54.9	54.9	54.9	54.9	54.9	54.9	54.9	54.9
≥ 6000	52.2	56.1	56.5	56.9	56.9	56.9	56.9	56.9	56.9	56.9	56.9	56.9	56.9	56.9	57.1	57.1
≥ 5000	58.7	59.6	60.0	60.4	60.4	60.4	60.4	60.4	60.4	60.4	60.4	60.4	60.4	60.4	60.6	60.6
≥ 4500	55.3	60.8	61.2	61.6	61.6	61.6	61.6	61.6	61.6	61.6	61.6	61.6	61.6	61.6	61.8	61.8
≥ 4000	59.2	65.3	65.7	66.3	66.7	67.1	67.1	67.1	67.1	67.1	67.1	67.1	67.1	67.1	67.3	67.3
≥ 3500	61.0	68.0	68.6	69.8	70.6	71.0	71.0	71.0	71.0	71.0	71.0	71.0	71.0	71.0	71.2	71.2
≥ 3000	62.9	69.6	70.4	71.8	72.7	73.3	73.3	73.3	73.3	73.3	73.3	73.3	73.3	73.3	73.5	73.5
≥ 2500	64.3	72.9	73.9	75.3	76.7	77.3	77.5	77.5	77.5	77.5	77.5	77.5	77.5	77.5	77.6	77.6
≥ 2000	66.3	75.5	77.3	78.8	80.4	81.2	81.4	81.4	81.6	81.6	81.6	81.6	81.6	81.6	81.8	81.8
≥ 1800	66.3	75.5	77.3	78.8	80.6	81.4	81.6	81.6	81.8	81.8	81.8	81.8	81.8	81.8	82.0	82.0
≥ 1500	66.5	76.7	78.8	80.4	82.5	83.3	83.5	83.5	83.7	83.7	83.7	83.7	83.7	83.7	83.9	83.9
≥ 1200	66.9	77.5	80.0	81.6	84.5	85.7	85.9	85.9	86.1	86.1	86.1	86.1	86.1	86.1	86.3	86.3
≥ 1000	67.1	78.2	81.0	82.5	85.9	87.3	87.5	87.5	87.6	87.6	87.6	87.6	87.6	87.6	87.8	87.8
≥ 900	67.1	78.2	81.0	82.5	85.9	87.3	87.5	87.5	87.6	87.6	87.6	87.6	87.6	87.6	87.8	87.8
≥ 800	67.5	78.8	81.8	83.3	86.9	88.8	89.2	89.2	89.6	89.6	89.6	89.6	89.6	89.8	90.0	90.0
≥ 700	67.6	79.8	82.7	84.5	88.0	90.0	90.4	90.4	90.8	90.8	90.8	90.8	90.8	91.0	91.2	91.2
≥ 600	67.6	80.0	82.9	84.7	88.2	90.2	91.4	91.8	92.2	92.4	92.4	92.4	92.5	92.7	92.9	92.9
≥ 500	68.2	80.8	83.9	85.7	90.0	92.2	93.5	94.1	94.5	94.7	94.7	94.7	94.9	95.1	95.3	95.3
≥ 400	68.4	81.6	84.7	86.7	91.0	93.1	94.5	95.1	95.5	95.7	95.7	96.5	96.9	97.1	97.3	97.3
≥ 300	68.4	81.6	84.9	87.1	92.2	94.3	95.7	96.3	96.7	96.9	96.9	97.8	98.2	98.4	98.6	98.6
≥ 200	68.4	81.6	84.9	87.1	92.2	94.3	95.7	96.3	96.7	97.1	97.1	98.0	98.4	98.6	99.0	99.2
≥ 100	68.4	81.6	84.9	87.1	92.2	94.3	95.7	96.3	96.7	97.3	97.3	98.2	98.8	99.0	99.8	100.0
≥ 0	68.4	81.6	84.9	87.1	92.2	94.3	95.7	96.3	96.7	97.3	97.3	98.2	98.8	99.0	99.8	100.0

TOTAL NUMBER OF OBSERVATIONS 510

USAF ETAC FORM 0-14-5 (OL A) PREVIOUS EDITIONS OF THIS FORM ARE OBSOLETE

GLOBAL CLIMATOLOGY BRANCH
USAFETAC
AIR WEATHER SERVICE/MAC

CEILING VERSUS VISIBILITY

7026 15 (STATION) FT WAINWRIGHT AAF AK (STATION NAME) 77-82 (YEARS) OCT (MONTH)

PERCENTAGE FREQUENCY OF OCCURRENCE
(FROM HOURLY OBSERVATIONS)

0900-1100 (HOURS LST)

CEILING FEET	VISIBILITY STATUTE MILES															
	≥10	≥6	≥5	≥4	≥3	≥2½	≥2	≥1¾	≥1½	≥1	≥¾	≥½	≥¼	≥5/16	≥0	≥0
NO CEILING	21.4	22.2	22.2	22.2	22.5	22.5	22.5	22.5	22.5	22.5	22.5	22.5	22.5	22.5	22.5	22.5
≥ 20000	31.0	31.8	31.8	31.8	32.2	32.2	32.2	32.2	32.2	32.2	32.2	32.2	32.2	32.2	32.2	32.2
≥ 18000	32.7	33.5	33.5	33.5	33.9	33.9	33.9	33.9	33.9	33.9	33.9	33.9	33.9	33.9	33.9	33.9
≥ 16000	33.7	34.5	34.5	34.5	34.9	34.9	34.9	34.9	34.9	34.9	34.9	34.9	34.9	34.9	34.9	34.9
≥ 14000	36.3	37.1	37.1	37.1	37.5	37.5	37.5	37.5	37.5	37.5	37.5	37.5	37.5	37.5	37.5	37.5
≥ 12000	38.8	39.6	39.6	39.6	40.0	40.0	40.0	40.0	40.0	40.0	40.0	40.0	40.0	40.0	40.0	40.0
≥ 10000	43.7	44.5	44.5	44.5	44.9	44.9	44.9	44.9	44.9	44.9	44.9	44.9	44.9	44.9	44.9	44.9
≥ 9000	44.3	45.7	45.7	45.7	46.3	46.3	46.3	46.3	46.3	46.3	46.3	46.3	46.3	46.3	46.3	46.3
≥ 8000	53.7	55.1	55.3	55.3	55.9	55.9	55.9	55.9	55.9	55.9	55.9	55.9	55.9	55.9	55.9	55.9
≥ 7000	57.8	59.2	59.4	59.6	60.2	60.2	60.2	60.2	60.2	60.2	60.2	60.2	60.2	60.2	60.2	60.2
≥ 6000	59.4	61.2	61.4	61.8	62.4	62.4	62.4	62.4	62.4	62.4	62.4	62.4	62.4	62.4	62.4	62.4
≥ 5000	61.8	64.1	64.3	64.7	65.7	65.7	65.7	65.7	65.7	65.7	65.7	65.7	65.7	65.7	65.7	65.7
≥ 4500	62.4	65.7	65.9	66.3	67.3	67.3	67.3	67.3	67.3	67.3	67.3	67.3	67.3	67.3	67.3	67.3
≥ 4000	65.5	69.4	70.2	70.6	71.8	71.8	71.8	71.8	71.8	71.8	71.8	71.8	71.8	71.8	71.8	71.8
≥ 3500	66.9	72.7	74.1	74.7	76.1	76.1	76.1	76.1	76.1	76.1	76.1	76.1	76.1	76.1	76.1	76.3
≥ 3000	68.4	74.9	76.3	77.1	79.0	79.0	79.0	79.0	79.0	79.0	79.2	79.2	79.2	79.2	79.2	79.4
≥ 2500	70.2	77.5	79.0	79.8	81.8	82.2	82.4	82.4	82.4	82.4	82.5	82.5	82.5	82.5	82.5	82.7
≥ 2000	71.0	79.0	80.8	81.6	83.7	84.5	84.7	84.7	84.7	84.7	84.9	84.9	84.9	84.9	84.9	85.1
≥ 1800	71.2	79.2	81.0	81.8	83.9	84.7	84.9	84.9	84.9	84.9	85.1	85.1	85.1	85.1	85.1	85.3
≥ 1500	71.6	80.6	82.4	83.5	85.7	86.9	87.3	87.5	87.5	88.2	88.4	88.4	88.4	88.4	88.4	88.6
≥ 1200	72.5	81.6	83.5	84.7	87.1	88.6	89.0	89.4	89.4	90.2	90.4	90.4	90.4	90.4	90.4	90.6
≥ 1000	72.9	82.9	84.9	86.3	89.0	90.6	91.4	91.8	91.8	93.1	93.3	93.3	93.3	93.3	93.3	93.5
≥ 900	73.3	83.5	85.5	86.9	89.6	91.2	92.0	92.4	92.4	93.7	93.9	93.9	93.9	93.9	93.9	94.1
≥ 800	73.3	83.5	85.5	86.9	89.8	91.6	92.4	92.7	92.7	94.1	94.3	94.3	94.3	94.3	94.3	94.5
≥ 700	73.3	84.5	86.5	88.0	91.4	93.1	93.9	94.3	94.3	95.7	96.1	96.1	96.1	96.1	96.1	96.3
≥ 600	73.3	85.3	87.3	88.8	92.2	94.1	95.1	95.5	95.5	97.3	98.0	98.2	98.2	98.2	98.2	98.4
≥ 500	73.3	85.3	87.3	88.8	92.2	94.1	95.3	95.7	95.9	97.6	98.4	98.6	98.6	98.6	98.6	98.8
≥ 400	73.3	85.5	87.5	89.4	92.7	94.7	95.9	96.3	96.5	98.2	99.0	99.2	99.2	99.2	99.2	99.4
≥ 300	73.3	85.5	87.5	89.4	92.7	94.7	95.9	96.5	96.7	98.4	99.2	99.4	99.4	99.4	99.4	99.6
≥ 200	73.3	85.5	87.5	89.4	92.7	94.7	95.9	96.5	96.7	98.4	99.2	99.4	99.4	99.4	99.4	99.6
≥ 100	73.3	85.5	87.5	89.4	92.7	94.7	95.9	96.5	96.7	98.4	99.2	99.4	99.4	99.4	99.8	100.0
≥ 0	73.3	85.5	87.5	89.4	92.7	94.7	95.9	96.5	96.7	98.4	99.2	99.4	99.4	99.4	99.8	100.0

TOTAL NUMBER OF OBSERVATIONS 510

USAF ETAC FORM JUL 64 0-14-5 (OL A) PREVIOUS EDITIONS OF THIS FORM ARE OBSOLETE



GLOBAL CLIMATOLOGY BRANCH
USAFETAC
AIR WEATHER SERVICE/MAC

CEILING VERSUS VISIBILITY

702615 (STATION) FT WAINWRIGHT AAF AK (STATION NAME) 77-82 (YEARS) OCT (MONTH)

PERCENTAGE FREQUENCY OF OCCURRENCE
(FROM HOURLY OBSERVATIONS)

1200-1400 (HOUR, L)

CEILING FEET	VISIBILITY STATUTE MILES															
	≥10	≥6	≥5	≥4	≥3	≥2½	≥2	≥1¾	≥1½	≥1	≥¾	≥½	≥5/16	≥¼	≥0
NO CEILING	22.5	22.7	22.7	22.7	22.7	22.7	22.7	22.7	22.7	22.7	22.7	22.7	22.7	22.7	22.7	22.7
≥ 20000	29.4	29.8	29.8	29.8	29.8	29.8	29.8	29.8	29.8	29.8	29.8	29.8	29.8	29.8	29.8	29.8
≥ 18000	34.1	34.7	34.7	34.7	34.7	34.7	34.7	34.7	34.7	34.7	34.7	34.7	34.7	34.7	34.7	34.7
≥ 16000	36.3	36.9	36.9	36.9	36.9	36.9	36.9	36.9	36.9	36.9	36.9	36.9	36.9	36.9	36.9	36.9
≥ 14000	38.6	39.2	39.2	39.2	39.2	39.2	39.2	39.2	39.2	39.2	39.2	39.2	39.2	39.2	39.2	39.2
≥ 12000	42.0	42.5	42.5	42.5	42.5	42.5	42.5	42.5	42.5	42.5	42.5	42.5	42.5	42.5	42.5	42.5
≥ 10000	46.3	46.9	46.9	46.9	46.9	46.9	46.9	46.9	46.9	46.9	46.9	46.9	46.9	46.9	46.9	46.9
≥ 9000	48.6	49.8	49.8	49.8	49.8	49.8	49.8	49.8	49.8	49.8	49.8	49.8	49.8	49.8	49.8	49.8
≥ 8000	60.0	61.8	62.0	62.0	62.0	62.0	62.0	62.0	62.0	62.0	62.0	62.0	62.0	62.0	62.0	62.0
≥ 7000	62.9	64.7	65.1	65.1	65.1	65.1	65.3	65.3	65.3	65.3	65.3	65.3	65.3	65.3	65.3	65.3
≥ 6000	63.5	65.3	65.9	65.9	65.9	65.9	66.1	66.1	66.1	66.1	66.1	66.1	66.1	66.1	66.1	66.1
≥ 5000	64.7	66.5	67.3	67.3	67.3	67.3	67.5	67.5	67.5	67.5	67.5	67.5	67.5	67.5	67.5	67.5
≥ 4500	66.5	69.2	70.2	70.4	70.4	70.4	70.6	70.6	70.6	70.6	70.6	70.6	70.6	70.6	70.6	70.6
≥ 4000	69.2	72.5	73.7	73.9	73.9	73.9	74.1	74.1	74.1	74.1	74.1	74.1	74.1	74.1	74.1	74.1
≥ 3500	71.4	76.5	77.6	77.8	78.0	78.0	78.2	78.2	78.2	78.2	78.2	78.2	78.2	78.2	78.2	78.2
≥ 3000	72.4	78.0	79.6	80.0	80.8	81.0	81.4	81.4	81.4	81.4	81.4	81.4	81.4	81.4	81.4	81.4
≥ 2500	73.5	80.0	81.8	82.2	83.3	83.9	84.3	84.3	84.3	84.8	84.5	84.5	84.5	84.5	84.5	84.5
≥ 2000	74.5	82.2	84.1	84.7	86.3	86.9	87.5	87.6	87.6	87.8	88.0	88.0	88.0	88.0	88.0	88.0
≥ 1800	74.7	82.4	84.3	84.9	86.5	87.1	87.6	87.8	87.8	88.0	88.2	88.2	88.2	88.2	88.2	88.2
≥ 1500	75.1	84.3	86.5	87.1	88.6	89.6	90.2	90.4	90.4	90.6	90.8	90.8	90.8	90.8	90.8	90.8
≥ 1200	76.1	85.1	87.5	88.0	90.2	91.6	92.2	92.4	92.4	92.7	93.1	93.1	93.1	93.1	93.1	93.1
≥ 1000	77.1	86.7	89.0	89.6	92.0	93.5	94.3	94.5	94.7	95.1	95.5	95.5	95.5	95.5	95.5	95.5
≥ 900	77.3	86.9	89.2	89.8	92.2	93.7	94.5	94.7	94.9	95.3	95.7	95.7	95.7	95.7	95.7	95.7
≥ 800	77.3	86.9	89.2	89.8	92.2	93.9	94.7	94.9	95.3	95.7	96.3	96.5	96.5	96.5	96.5	96.5
≥ 700	77.3	87.8	90.2	90.8	93.1	94.9	95.7	95.9	96.5	96.9	97.5	97.6	97.6	97.6	97.6	97.6
≥ 600	77.3	87.8	90.2	90.8	93.1	95.3	96.5	96.7	97.3	97.6	98.2	98.4	98.4	98.4	98.4	98.4
≥ 500	77.3	87.8	90.2	90.8	93.5	95.7	96.9	97.1	97.6	98.2	98.8	99.2	99.4	99.4	99.4	99.4
≥ 400	77.3	87.8	90.2	91.0	93.7	95.9	97.3	97.5	98.0	98.8	99.2	99.6	99.8	99.8	99.8	99.8
≥ 300	77.3	87.8	90.2	91.0	93.7	95.9	97.3	97.5	98.0	98.8	99.4	99.8	100.0	100.0	100.0	100.0
≥ 200	77.3	87.8	90.2	91.0	93.7	95.9	97.3	97.5	98.0	98.8	99.8	99.8	100.0	100.0	100.0	100.0
≥ 100	77.3	87.8	90.2	91.0	93.7	95.9	97.3	97.5	98.0	98.8	99.4	99.8	100.0	100.0	100.0	100.0
≥ 0	77.3	87.8	90.2	91.0	93.7	95.9	97.3	97.5	98.0	98.8	99.9	99.8	100.0	100.0	100.0	100.0

TOTAL NUMBER OF OBSERVATIONS 510

USAF ETAC FORM JUL 66 0-14-5 (OL A) PREVIOUS EDITIONS OF THIS FORM ARE OBSOLETE

GLOBAL CLIMATOLOGY BRANCH
USAFETAC
AIR WEATHER SERVICE/MAC

CEILING VERSUS VISIBILITY

7C2615 (STATION) FT WAINWRIGHT AAF AK (STATION NAME) 77-82 (YEARS) OCT (MONTH)

PERCENTAGE FREQUENCY OF OCCURRENCE
(FROM HOURLY OBSERVATIONS)

1500-1700 (HOUR LST)

CEILING FEET	VISIBILITY STATUTE MILES															
	≥10	≥6	≥5	≥4	≥3	≥2½	≥2	≥1¾	≥1½	≥1	≥⅞	≥¾	≥½	≥5/16	≥¼	≥0
NO CEILING	23.9	24.5	24.5	24.5	24.5	24.5	24.5	24.5	24.5	24.5	24.5	24.5	24.7	24.7	24.7	24.7
≥ 20000	31.8	32.5	32.5	32.5	32.5	32.5	32.5	32.5	32.5	32.5	32.5	32.5	32.7	32.7	32.7	32.7
≥ 18000	35.9	36.9	36.9	36.9	36.9	36.9	36.9	36.9	36.9	36.9	36.9	36.9	37.1	37.1	37.1	37.1
≥ 16000	37.5	38.4	38.4	38.4	38.4	38.4	38.4	38.4	38.4	38.4	38.4	38.4	38.6	38.6	38.6	38.6
≥ 14000	40.2	41.2	41.2	41.2	41.2	41.2	41.2	41.2	41.2	41.2	41.2	41.2	41.4	41.4	41.4	41.4
≥ 12000	45.5	46.5	46.5	46.5	46.5	46.5	46.5	46.5	46.5	46.5	46.5	46.5	46.7	46.7	46.7	46.7
≥ 10000	50.0	51.0	51.0	51.0	51.0	51.0	51.0	51.0	51.0	51.0	51.0	51.0	51.2	51.2	51.2	51.2
≥ 9000	51.6	52.7	52.7	52.7	52.7	52.7	52.7	52.7	52.7	52.7	52.7	52.7	52.9	52.9	52.9	52.9
≥ 8000	57.8	59.0	59.0	59.0	59.0	59.0	59.0	59.0	59.2	59.2	59.2	59.2	59.4	59.4	59.4	59.4
≥ 7000	62.2	64.1	64.1	64.1	64.1	64.1	64.1	64.1	64.3	64.3	64.3	64.3	64.5	64.5	64.5	64.5
≥ 6000	62.9	64.9	64.9	64.9	64.9	65.1	65.1	65.1	65.3	65.3	65.3	65.3	65.5	65.5	65.5	65.5
≥ 5000	65.5	67.6	67.6	67.6	67.6	67.8	67.8	67.8	68.0	68.0	68.0	68.0	68.2	68.2	68.2	68.2
≥ 4500	67.8	70.8	70.8	70.8	70.8	71.0	71.0	71.0	71.2	71.2	71.2	71.2	71.4	71.4	71.4	71.4
≥ 4000	69.0	72.9	72.9	72.9	72.9	73.1	73.1	73.1	73.3	73.3	73.3	73.3	73.5	73.5	73.5	73.5
≥ 3500	71.8	76.9	76.9	76.9	76.9	77.1	77.1	77.1	77.3	77.3	77.3	77.3	77.5	77.5	77.5	77.5
≥ 3000	73.5	78.8	78.8	78.8	79.2	79.4	80.2	80.2	80.4	80.4	80.4	80.4	80.8	80.8	80.8	80.8
≥ 2500	75.1	80.6	81.0	81.2	82.0	82.5	83.5	83.5	84.1	84.1	84.1	84.1	84.5	84.5	84.5	84.5
≥ 2000	76.1	82.5	83.1	83.5	84.5	85.1	86.7	86.9	87.5	87.5	87.5	87.5	87.8	87.8	87.8	87.8
≥ 1800	76.1	82.5	83.1	83.5	84.5	85.1	86.7	86.9	87.5	87.5	87.5	87.5	87.8	87.8	87.8	87.8
≥ 1500	76.3	83.3	83.9	84.3	86.1	87.1	88.6	89.0	89.8	89.8	90.0	90.0	90.4	90.4	90.4	90.4
≥ 1200	76.5	83.5	84.1	84.9	86.9	88.0	89.8	90.4	91.2	91.2	91.4	91.4	91.8	91.8	91.8	91.8
≥ 1000	77.6	85.1	85.7	86.7	89.2	90.4	92.5	93.3	94.1	94.9	95.1	95.1	95.5	95.5	95.5	95.5
≥ 900	77.6	85.1	86.1	87.1	89.6	90.8	92.9	93.7	94.5	95.3	95.5	95.5	95.9	95.9	95.9	95.9
≥ 800	77.8	85.5	86.5	87.5	90.4	92.0	94.5	95.3	96.1	96.9	97.5	97.5	97.8	97.8	97.8	97.8
≥ 700	77.8	86.1	87.1	88.0	91.0	92.5	95.1	96.1	96.9	97.6	98.2	98.2	98.6	98.6	98.6	98.6
≥ 600	77.8	86.1	87.1	88.0	91.0	92.5	95.1	96.1	96.9	97.6	98.4	98.6	99.0	99.0	99.0	99.0
≥ 500	77.8	86.1	87.1	88.0	91.0	92.5	95.1	96.1	97.1	97.8	98.6	98.8	99.2	99.2	99.2	99.2
≥ 400	77.8	86.1	87.1	88.0	91.2	92.7	95.3	96.3	97.3	98.0	98.8	99.0	99.4	99.4	99.4	99.4
≥ 300	77.8	86.1	87.1	88.0	91.2	92.7	95.3	96.3	97.3	98.0	98.8	99.0	99.4	99.4	99.4	99.4
≥ 200	77.8	86.1	87.1	88.0	91.2	92.7	95.5	96.7	97.6	98.6	99.4	99.6	100.0	100.0	100.0	100.0
≥ 100	77.8	86.1	87.1	88.0	91.2	92.7	95.5	96.7	97.6	98.6	99.4	99.6	100.0	100.0	100.0	100.0
≥ 0	77.8	86.1	87.1	88.0	91.2	92.7	95.5	96.7	97.6	98.6	99.4	99.6	100.0	100.0	100.0	100.0

TOTAL NUMBER OF OBSERVATIONS 510

USAF ETAC FORM 0-14-5 (OL A) PREVIOUS EDITIONS OF THIS FORM ARE OBSOLETE

GLOBAL CLIMATOLOGY BRANCH
USAFETAC
AIR WEATHER SERVICE/MAC

CEILING VERSUS VISIBILITY

7026 15 (STATION) FT WAINWRIGHT AAF AK (STATION NAME) 77-82 (YEARS) OCT (MONTH)

PERCENTAGE FREQUENCY OF OCCURRENCE
(FROM HOURLY OBSERVATIONS)

1800-2000 (HOURS LST)

CEILING FEET	VISIBILITY STATUTE MILES															
	≥10	≥6	≥5	≥4	≥3	≥2½	≥2	≥1½	≥1¼	≥1	≥⅞	≥¾	≥⅝	≥⅜	≥¼	≥0
NO CEILING	24.3	27.8	27.8	27.8	28.0	28.0	28.0	28.0	28.0	28.2	28.4	28.4	28.8	28.8	29.0	29.0
≥ 20000	30.6	38.5	38.5	38.5	38.7	38.7	38.7	38.7	38.7	38.9	35.1	35.1	35.5	35.5	35.7	35.7
≥ 18000	33.5	38.0	38.0	38.0	38.2	38.2	38.2	38.2	38.2	38.4	38.6	38.6	39.0	39.0	39.2	39.2
≥ 16000	33.5	38.0	38.0	38.0	38.2	38.2	38.2	38.2	38.2	38.4	38.6	38.6	39.0	39.0	39.2	39.2
≥ 14000	36.5	41.0	41.0	41.0	41.2	41.2	41.2	41.2	41.2	41.4	41.6	41.6	42.0	42.0	42.2	42.2
≥ 12000	40.2	44.9	44.9	44.9	45.1	45.1	45.1	45.1	45.1	45.3	45.5	45.5	45.9	45.9	46.1	46.1
≥ 10000	44.3	49.4	49.4	49.4	49.8	49.8	49.8	49.8	49.8	50.0	50.2	50.2	50.6	50.6	50.8	50.8
≥ 9000	44.9	50.2	50.2	50.2	50.6	50.6	50.6	50.6	50.6	50.8	51.0	51.0	51.4	51.4	51.6	51.6
≥ 8000	49.8	55.7	55.7	55.9	56.3	56.3	56.3	56.3	56.3	56.5	56.7	56.7	57.1	57.1	57.3	57.3
≥ 7000	53.9	61.2	61.2	61.4	62.0	62.0	62.0	62.0	62.0	62.2	62.4	62.4	62.7	62.7	62.9	62.9
≥ 6000	54.7	62.0	62.0	62.2	62.7	62.7	62.7	62.7	62.7	62.9	63.1	63.1	63.5	63.5	63.7	63.7
≥ 5000	57.3	64.9	64.9	65.1	65.7	65.7	65.7	65.7	65.7	65.9	66.1	66.1	66.5	66.5	66.7	66.7
≥ 4500	58.4	66.3	66.3	66.5	67.1	67.1	67.1	67.1	67.1	67.3	67.5	67.5	67.8	67.8	68.0	68.0
≥ 4000	61.2	70.8	70.8	71.0	71.6	71.6	71.6	71.6	71.6	71.8	72.0	72.0	72.4	72.4	72.5	72.5
≥ 3500	63.1	74.1	74.3	74.5	75.1	75.1	75.1	75.1	75.1	75.3	75.5	75.5	75.9	75.9	76.1	76.1
≥ 3000	65.9	77.5	78.2	78.4	80.0	80.0	80.0	80.0	80.0	80.2	80.4	80.4	80.8	80.8	81.0	81.0
≥ 2500	66.3	79.2	80.0	80.6	82.0	82.4	82.4	82.5	82.5	82.7	82.9	82.9	83.3	83.3	83.5	83.5
≥ 2000	66.9	80.2	81.0	82.2	84.7	85.1	85.1	85.3	85.3	85.5	85.7	85.7	86.1	86.1	86.3	86.3
≥ 1800	66.9	80.2	81.0	82.2	84.7	85.1	85.1	85.3	85.3	85.5	85.7	85.7	86.1	86.1	86.3	86.3
≥ 1500	67.5	81.6	82.4	83.9	86.9	87.3	87.6	88.0	88.0	88.2	88.4	88.4	88.8	88.8	89.0	89.0
≥ 1200	67.5	82.2	82.9	84.5	87.6	88.0	88.8	89.2	89.2	89.4	89.6	89.6	90.0	90.0	90.2	90.2
≥ 1000	67.8	83.3	84.1	85.7	89.2	89.6	91.2	91.6	91.6	91.8	92.0	92.0	92.4	92.4	92.5	92.5
≥ 900	68.2	83.7	84.5	86.1	89.6	90.0	91.6	92.0	92.0	92.7	93.1	93.1	93.5	93.5	93.7	93.7
≥ 800	68.8	84.3	85.1	86.7	90.6	91.0	92.5	92.9	92.9	93.9	94.5	94.5	94.9	94.9	95.1	95.1
≥ 700	69.0	85.5	86.3	88.0	92.0	92.4	94.1	94.5	94.7	95.7	96.5	96.5	96.9	96.9	97.1	97.1
≥ 600	69.0	85.5	86.3	88.0	92.2	92.5	94.3	94.9	95.1	96.9	97.6	97.6	98.0	98.0	98.6	98.6
≥ 500	69.0	85.5	86.3	88.0	92.2	92.5	94.3	94.9	95.7	97.5	98.4	98.4	99.2	99.2	99.4	99.4
≥ 400	69.0	85.5	86.3	88.0	92.2	92.5	94.3	94.9	95.7	97.5	98.4	98.4	99.2	99.2	99.4	99.4
≥ 300	69.0	85.5	86.3	88.0	92.2	92.5	94.3	94.9	95.7	97.5	98.4	98.4	99.2	99.2	99.4	99.4
≥ 200	69.0	85.5	86.3	88.0	92.4	92.7	94.7	95.3	96.1	97.8	98.8	98.8	99.6	99.6	99.8	99.8
≥ 100	69.0	85.5	86.3	88.0	92.4	92.7	94.7	95.3	96.1	97.8	98.8	98.8	99.6	99.6	99.8	100.0
≥ 0	69.0	85.5	86.3	88.0	92.4	92.7	94.7	95.3	96.1	97.8	98.8	98.8	99.6	99.6	99.8	100.0

TOTAL NUMBER OF OBSERVATIONS 510

USAF ETAC FORM NO. 0-14-5 (OL A) PREVIOUS EDITIONS OF THIS FORM ARE OBSOLETE

GLOBAL CLIMATOLOGY BRANCH
USAFETAC
AIR WEATHER SERVICE/MAC

CEILING VERSUS VISIBILITY

702615 (STATION) FT WAINWRIGHT AAF AK (STATION NAME) 78-82 (YEARS) OCT (MONTH)

PERCENTAGE FREQUENCY OF OCCURRENCE
(FROM HOURLY OBSERVATIONS)

2100-2300 (HOUR, LST)

CEILING FEET	VISIBILITY STATUTE MILES															
	≥10	≥6	≥5	≥4	≥3	≥2½	≥2	≥1¾	≥1¼	≥1	≥⅞	≥¾	≥½	≥5/16	≥¼	0
NO CEILING	22.7	40.9	40.9	40.9	40.9	40.9	40.9	40.9	40.9	40.9	40.9	40.9	45.5	45.5	45.5	50.0
≥ 20000	27.3	45.5	45.5	45.5	45.5	45.5	45.5	45.5	45.5	45.5	45.5	45.5	50.0	50.0	50.0	54.5
≥ 18000	27.3	45.5	45.5	45.5	45.5	45.5	45.5	45.5	45.5	45.5	45.5	45.5	50.0	50.0	50.0	54.5
≥ 16000	27.3	45.5	45.5	45.5	45.5	45.5	45.5	45.5	45.5	45.5	45.5	45.5	50.0	50.0	50.0	54.5
≥ 14000	27.3	45.5	45.5	45.5	45.5	45.5	45.5	45.5	45.5	45.5	45.5	45.5	50.0	50.0	50.0	54.5
≥ 12000	36.4	54.5	54.5	54.5	54.5	54.5	54.5	54.5	54.5	54.5	54.5	54.5	59.1	59.1	59.1	63.6
≥ 10000	36.4	54.5	54.5	54.5	54.5	54.5	54.5	54.5	54.5	54.5	54.5	54.5	59.1	59.1	59.1	63.6
≥ 9000	36.4	54.5	54.5	54.5	54.5	54.5	54.5	54.5	54.5	54.5	54.5	54.5	59.1	59.1	59.1	63.6
≥ 8000	40.9	59.1	59.1	59.1	59.1	59.1	59.1	59.1	59.1	59.1	59.1	59.1	63.6	63.6	63.6	68.2
≥ 7000	45.5	63.6	63.6	63.6	63.6	63.6	63.6	63.6	63.6	63.6	63.6	63.6	68.2	68.2	68.2	72.7
≥ 6000	45.5	63.6	63.6	63.6	63.6	63.6	63.6	63.6	63.6	63.6	63.6	63.6	68.2	68.2	68.2	72.7
≥ 5000	45.5	63.6	63.6	63.6	63.6	63.6	63.6	63.6	63.6	63.6	63.6	63.6	68.2	68.2	68.2	72.7
≥ 4500	45.5	63.6	63.6	63.6	63.6	63.6	63.6	63.6	63.6	63.6	63.6	63.6	68.2	68.2	68.2	72.7
≥ 4000	45.5	68.2	68.2	68.2	68.2	68.2	68.2	68.2	68.2	68.2	68.2	68.2	72.7	72.7	72.7	77.3
≥ 3500	50.0	72.7	72.7	72.7	72.7	72.7	72.7	72.7	72.7	72.7	72.7	72.7	77.3	77.3	77.3	81.8
≥ 3000	50.0	72.7	72.7	72.7	72.7	72.7	72.7	72.7	72.7	72.7	72.7	72.7	77.3	77.3	77.3	81.8
≥ 2500	50.0	72.7	72.7	72.7	72.7	72.7	72.7	72.7	72.7	72.7	72.7	72.7	77.3	77.3	77.3	81.8
≥ 2000	50.0	72.7	72.7	72.7	72.7	72.7	72.7	72.7	72.7	72.7	72.7	72.7	77.3	77.3	77.3	81.8
≥ 1800	50.0	72.7	72.7	72.7	72.7	72.7	72.7	72.7	72.7	72.7	72.7	72.7	77.3	77.3	77.3	81.8
≥ 1500	50.0	72.7	72.7	72.7	72.7	72.7	72.7	72.7	72.7	72.7	72.7	72.7	77.3	77.3	77.3	81.8
≥ 1200	50.0	72.7	72.7	72.7	72.7	72.7	72.7	72.7	72.7	72.7	72.7	72.7	77.3	77.3	77.3	81.8
≥ 1000	50.0	77.3	77.3	77.3	77.3	77.3	77.3	77.3	77.3	77.3	77.3	77.3	81.8	81.8	81.8	86.4
≥ 900	50.0	77.3	77.3	77.3	77.3	77.3	77.3	77.3	77.3	77.3	77.3	77.3	81.8	81.8	81.8	86.4
≥ 800	50.0	77.3	77.3	77.3	77.3	77.3	77.3	77.3	77.3	77.3	77.3	77.3	81.8	81.8	81.8	86.4
≥ 700	54.5	81.8	81.8	81.8	81.8	81.8	81.8	81.8	81.8	81.8	81.8	81.8	86.4	86.4	86.4	90.9
≥ 600	54.5	81.8	81.8	81.8	81.8	81.8	81.8	81.8	81.8	81.8	86.4	86.4	90.9	90.9	90.9	95.5
≥ 500	54.5	81.8	81.8	81.8	81.8	81.8	81.8	81.8	81.8	86.4	86.4	86.4	90.9	90.9	90.9	95.5
≥ 400	54.5	81.8	81.8	81.8	81.8	81.8	81.8	81.8	81.8	86.4	86.4	86.4	90.9	90.9	90.9	95.5
≥ 300	54.5	81.8	81.8	81.8	81.8	81.8	81.8	81.8	81.8	86.4	86.4	86.4	90.9	90.9	90.9	95.5
≥ 200	54.5	81.8	81.8	81.8	81.8	81.8	81.8	81.8	81.8	86.4	86.4	86.4	90.9	90.9	90.9	95.5
≥ 100	54.5	81.8	81.8	81.8	81.8	81.8	81.8	81.8	81.8	86.4	86.4	86.4	90.9	90.9	90.9	100.0
≥ 0	54.5	81.8	81.8	81.8	81.8	81.8	81.8	81.8	81.8	86.4	86.4	86.4	90.9	90.9	90.9	100.0

TOTAL NUMBER OF OBSERVATIONS 22

USAF ETAC FORM NO. 0-14-5 (OL A) PREVIOUS EDITIONS OF THIS FORM ARE OBSOLETE

GLOBAL CLIMATOLOGY BRANCH
USAFETAC
AIR WEATHER SERVICE/MAC

CEILING VERSUS VISIBILITY

7 26 15 (STATION) FT WAINWRIGHT AAF AK (STATION NAME) 77-82 (YEARS) OCT (MONTH)

ALL (HOURS)

PERCENTAGE FREQUENCY OF OCCURRENCE
(FROM HOURLY OBSERVATIONS)

CEILING FEET	VISIBILITY STATUTE MILES														
	≥10	≥6	≥5	≥4	≥3	≥2½	≥2	≥1¾	≥1½	≥1	≥⅞	≥¾	≥⅝	≥½	≥0
NO CEILING	24.0	25.7	25.7	25.7	25.8	25.8	25.8	25.8	25.8	25.8	25.9	25.9	26.0	26.0	26.1
≥ 20000	30.9	32.7	32.7	32.7	32.9	32.9	32.9	32.9	32.9	32.9	32.9	32.9	33.1	33.1	33.2
≥ 18000	33.7	35.7	35.8	35.8	35.9	35.9	35.9	35.9	35.9	36.0	36.0	36.0	36.1	36.1	36.2
≥ 16000	34.6	36.7	36.7	36.7	36.8	36.8	36.8	36.8	36.8	36.9	36.9	36.9	37.1	37.1	37.1
≥ 14000	36.8	38.8	38.9	38.9	39.0	39.0	39.0	39.0	39.0	39.1	39.1	39.1	39.2	39.2	39.3
≥ 12000	39.9	42.1	42.1	42.2	42.3	42.3	42.3	42.3	42.3	42.3	42.4	42.4	42.5	42.5	42.6
≥ 10000	44.4	46.6	46.7	46.7	46.8	46.8	46.8	46.8	46.8	46.9	46.9	46.9	47.1	47.1	47.1
≥ 9000	45.5	48.0	48.0	48.1	48.3	48.3	48.3	48.3	48.3	48.3	48.3	48.3	48.5	48.5	48.6
≥ 8000	52.9	55.8	55.9	56.0	56.2	56.2	56.2	56.2	56.2	56.2	56.3	56.3	56.4	56.4	56.5
≥ 7000	56.7	60.3	60.5	60.6	60.9	60.9	60.9	60.9	60.9	61.0	61.0	61.0	61.2	61.2	61.3
≥ 6000	57.7	61.5	61.7	61.9	62.1	62.1	62.2	62.2	62.2	62.2	62.3	62.3	62.4	62.4	62.6
≥ 5000	59.8	64.1	64.3	64.5	64.8	64.8	64.9	64.9	64.9	65.0	65.0	65.0	65.1	65.1	65.3
≥ 4500	61.1	66.0	66.3	66.5	66.8	66.8	66.9	66.9	66.9	67.0	67.0	67.0	67.1	67.1	67.3
≥ 4000	63.9	69.7	70.1	70.4	70.8	71.0	71.0	71.0	71.0	71.0	71.1	71.1	71.1	71.3	71.4
≥ 3500	65.8	73.2	73.9	74.3	74.9	75.1	75.1	75.1	75.1	75.2	75.2	75.2	75.4	75.4	75.5
≥ 3000	67.5	75.3	76.2	76.7	77.8	78.1	78.3	78.3	78.3	78.3	78.4	78.4	78.6	78.6	78.8
≥ 2500	69.0	77.7	78.8	79.4	80.7	81.2	81.6	81.6	81.7	81.8	81.9	81.9	82.0	82.0	82.2
≥ 2000	70.0	79.6	80.9	81.8	83.6	84.3	84.7	84.8	85.0	85.1	85.2	85.2	85.4	85.4	85.5
≥ 1800	70.1	79.7	81.1	81.9	83.8	84.4	84.9	85.0	85.1	85.2	85.3	85.3	85.5	85.5	85.6
≥ 1500	70.6	81.1	82.5	83.5	85.7	86.5	87.1	87.4	87.6	87.8	87.9	87.9	88.1	88.1	88.2
≥ 1200	70.9	81.7	83.3	84.3	86.9	88.0	88.7	89.0	89.2	89.4	89.6	89.6	89.8	89.8	89.9
≥ 1000	71.5	83.0	84.6	85.7	88.7	89.9	91.0	91.3	91.6	92.1	92.3	92.3	92.5	92.5	92.6
≥ 900	71.7	83.2	84.9	86.1	89.0	90.3	91.3	91.7	91.9	92.6	92.8	92.8	93.0	93.0	93.1
≥ 800	71.9	83.5	85.2	86.4	89.6	91.1	92.2	92.6	92.9	93.6	98.0	98.0	98.2	98.3	98.4
≥ 700	72.1	84.5	86.2	87.5	90.8	92.3	93.5	93.9	94.3	95.0	95.4	95.5	95.7	95.7	95.8
≥ 600	72.1	84.7	86.4	87.7	91.0	92.6	93.8	94.2	94.7	95.0	96.1	96.6	96.8	97.0	97.1
≥ 500	72.2	84.9	86.7	88.0	91.5	93.1	94.7	95.3	95.8	96.9	97.5	97.7	98.0	98.0	98.1
≥ 400	72.2	85.1	86.9	88.3	91.9	93.5	95.1	95.7	96.3	97.4	98.0	98.3	98.6	98.7	98.8
≥ 300	72.2	85.1	87.0	88.5	92.2	93.9	95.4	96.1	96.6	97.8	98.4	98.8	99.1	99.2	99.3
≥ 200	72.2	85.1	87.0	88.5	92.3	93.9	95.5	96.2	96.8	98.0	98.6	99.0	99.4	99.4	99.6
≥ 100	72.2	85.1	87.0	88.5	92.3	93.9	95.5	96.2	96.8	98.1	98.7	99.1	99.5	99.5	99.8
≥ 0	72.2	85.1	87.0	88.5	92.3	93.9	95.5	96.2	96.8	98.1	98.7	99.1	99.5	99.5	99.8

															100.0
															100.0

TOTAL NUMBER OF OBSERVATIONS 2719

USAF ETAC FORM NO. 0-14-5 (OL A) PREVIOUS EDITIONS OF THIS FORM ARE OBSOLETE

GLOBAL CLIMATOLOGY BRANCH
USAFETAC
AIR WEATHER SERVICE/MAC

CEILING VERSUS VISIBILITY

702615 (STATION) FT WAINWRIGHT AAF AK (STATION NAME) 77-79-82 (YEARS) NOV (MONTH)

PERCENTAGE FREQUENCY OF OCCURRENCE
(FROM HOURLY OBSERVATIONS)

0300-0500 (HOURS)

CEILING FEET	VISIBILITY STATUTE MILES															
	≥10	≥6	≥5	≥4	≥3	≥2½	≥2	≥1½	≥1¼	≥1	≥¾	≥⅝	≥½	≥5/16	≥¼	0
NO CEILING	42.1	47.4	48.1	48.1	48.9	48.9	48.9	48.9	48.9	48.9	49.6	49.6	49.6	50.4	50.4	50.4
≥ 20000	42.9	48.1	48.9	48.9	49.6	49.6	49.6	49.6	49.6	49.6	50.4	50.4	50.4	51.1	51.1	51.1
≥ 18000	42.9	48.9	49.6	49.6	50.4	50.4	50.4	50.4	50.4	50.4	51.1	51.1	51.1	51.9	51.9	51.9
≥ 16000	42.9	48.9	49.6	49.6	50.4	50.4	50.4	50.4	50.4	50.4	51.1	51.1	51.1	51.9	51.9	51.9
≥ 14000	42.9	48.9	49.6	49.6	50.4	50.4	50.4	50.4	50.4	50.4	51.1	51.1	51.1	51.9	51.9	51.9
≥ 12000	43.6	50.4	51.1	51.1	51.9	51.9	51.9	51.9	51.9	51.9	52.6	52.6	52.6	53.4	53.4	53.4
≥ 10000	45.1	51.9	52.6	52.6	53.4	53.4	53.4	53.4	53.4	53.4	54.1	54.1	54.1	54.9	54.9	54.9
≥ 9000	45.9	53.4	54.1	54.1	54.9	54.9	54.9	54.9	54.9	54.9	55.6	55.6	55.6	56.4	56.4	56.4
≥ 8000	48.9	57.1	57.9	57.9	58.6	58.6	58.6	58.6	58.6	58.6	59.4	59.4	59.4	60.2	60.2	60.2
≥ 7000	51.9	62.4	63.2	63.2	63.9	63.9	63.9	63.9	63.9	63.9	64.7	64.7	64.7	65.4	65.4	65.4
≥ 6000	51.9	62.4	63.2	63.2	63.9	63.9	63.9	63.9	63.9	63.9	64.7	64.7	64.7	65.4	65.4	65.4
≥ 5000	53.4	65.4	66.2	66.2	66.9	66.9	66.9	66.9	66.9	66.9	67.7	67.7	67.7	68.4	68.4	68.4
≥ 4500	53.4	66.9	67.7	67.7	68.4	68.4	68.4	68.4	68.4	68.4	69.2	69.2	69.2	69.9	69.9	69.9
≥ 4000	57.9	72.2	72.9	72.9	74.4	74.4	74.4	74.4	74.4	74.4	75.2	75.2	75.2	75.9	75.9	75.9
≥ 3500	60.9	75.9	76.7	77.4	78.9	78.9	78.9	78.9	78.9	78.9	79.7	79.7	79.7	80.5	80.5	80.5
≥ 3000	63.2	79.7	80.5	81.2	82.7	82.7	82.7	82.7	82.7	82.7	83.5	83.5	83.5	84.2	84.2	84.2
≥ 2500	63.9	82.7	83.5	84.2	85.7	85.7	85.7	85.7	85.7	85.7	86.5	86.5	86.5	87.2	87.2	87.2
≥ 2000	63.9	85.0	85.7	86.5	88.0	88.7	88.7	89.5	89.5	89.5	90.2	90.2	90.2	91.0	91.0	91.0
≥ 1800	63.9	85.0	85.7	86.5	88.0	88.7	88.7	89.5	89.5	89.5	90.2	90.2	90.2	91.0	91.0	91.0
≥ 1500	64.7	86.5	87.2	88.0	90.2	91.7	91.7	92.5	92.5	92.5	93.2	93.2	93.2	94.0	94.0	94.0
≥ 1200	64.7	87.2	88.0	88.7	91.0	92.5	92.5	93.2	93.2	93.2	94.0	94.0	94.0	94.7	94.7	94.7
≥ 1000	64.7	88.0	88.7	90.2	92.5	94.0	94.0	94.7	94.7	95.5	96.2	96.2	96.2	97.0	97.0	97.0
≥ 900	64.7	88.0	88.7	90.2	92.5	94.0	94.0	94.7	94.7	95.5	96.2	96.2	96.2	97.0	97.0	97.0
≥ 800	64.7	88.7	90.2	91.7	94.0	96.2	96.2	97.0	97.0	97.7	98.5	98.5	98.5	99.2	99.2	99.2
≥ 700	64.7	89.5	91.0	92.5	94.7	97.0	97.0	97.7	97.7	98.5	99.2	99.2	99.2	100.0	100.0	100.0
≥ 600	64.7	89.5	91.0	92.5	94.7	97.0	97.0	97.7	97.7	98.5	99.2	99.2	99.2	100.0	100.0	100.0
≥ 500	64.7	89.5	91.0	92.5	94.7	97.0	97.0	97.7	97.7	98.5	99.2	99.2	99.2	100.0	100.0	100.0
≥ 400	64.7	89.5	91.0	92.5	94.7	97.0	97.0	97.7	97.7	98.5	99.2	99.2	99.2	100.0	100.0	100.0
≥ 300	64.7	89.5	91.0	92.5	94.7	97.0	97.0	97.7	97.7	98.5	99.2	99.2	99.2	100.0	100.0	100.0
≥ 200	64.7	89.5	91.0	92.5	94.7	97.0	97.0	97.7	97.7	98.5	99.2	99.2	99.2	100.0	100.0	100.0
≥ 100	64.7	89.5	91.0	92.5	94.7	97.0	97.0	97.7	97.7	98.5	99.2	99.2	99.2	100.0	100.0	100.0
≥ 0	64.7	89.5	91.0	92.5	94.7	97.0	97.0	97.7	97.7	98.5	99.2	99.2	99.2	100.0	100.0	100.0

TOTAL NUMBER OF OBSERVATIONS 133

USAF ETAC FORM NO. 0-14-5 (OL A) PREVIOUS EDITIONS OF THIS FORM ARE OBSOLETE

GLOBAL CLIMATOLOGY BRANCH
USAFETAC
AIR WEATHER SERVICE/MAC

CEILING VERSUS VISIBILITY

7726 15 (STATION) FT WAINWRIGHT AAF AK (STATION NAME) 77-82 (YEARS) NOV (MONTH)

PERCENTAGE FREQUENCY OF OCCURRENCE
(FROM HOURLY OBSERVATIONS)

0600-0800 (HOUR LST)

CEILING FEET	VISIBILITY STATUTE MILES															
	≥10	≥6	≥5	≥4	≥3	≥2½	≥2	≥1¾	≥1¼	≥1	≥¾	≥½	≥⅜	≥5/16	≥¼	≥0
NO CEILING	32.3	37.2	37.4	38.0	38.9	39.3	39.3	39.3	39.3	39.3	39.3	39.3	39.5	39.5	39.5	39.5
≥ 20000	36.9	42.0	42.3	42.9	43.7	44.2	44.2	44.2	44.2	44.2	44.2	44.2	44.4	44.4	44.4	44.4
≥ 18000	38.4	43.9	44.2	44.8	45.6	46.1	46.1	46.1	46.1	46.1	46.1	46.1	46.3	46.3	46.3	46.3
≥ 16000	38.4	43.9	44.2	44.8	45.6	46.1	46.1	46.1	46.1	46.1	46.1	46.1	46.3	46.3	46.3	46.3
≥ 14000	39.1	44.8	45.0	45.6	46.5	46.9	46.9	46.9	46.9	46.9	46.9	46.9	47.1	47.1	47.1	47.1
≥ 12000	41.0	47.3	47.6	48.2	49.0	49.5	49.5	49.5	49.5	49.5	49.5	49.5	49.7	49.7	49.7	49.7
≥ 10000	43.9	50.7	51.0	51.6	52.4	52.9	52.9	52.9	52.9	52.9	52.9	52.9	53.1	53.1	53.1	53.1
≥ 9000	45.2	52.2	52.4	53.1	53.9	54.4	54.4	54.4	54.4	54.4	54.4	54.4	54.6	54.6	54.6	54.6
≥ 8000	49.9	58.2	58.4	59.0	59.9	60.3	60.3	60.3	60.3	60.3	60.3	60.3	60.5	60.5	60.5	60.5
≥ 7000	54.1	64.8	65.0	65.8	66.7	67.5	67.5	67.5	67.5	67.5	67.5	67.5	67.7	67.7	67.7	67.7
≥ 6000	54.8	65.4	65.6	66.5	67.3	68.2	68.2	68.2	68.2	68.2	68.2	68.2	68.4	68.4	68.4	68.4
≥ 5000	55.2	67.1	67.3	68.2	69.0	69.9	69.9	69.9	69.9	69.9	69.9	69.9	70.1	70.1	70.1	70.1
≥ 4500	55.4	68.6	68.8	70.3	71.1	72.0	72.0	72.0	72.0	72.0	72.0	72.0	72.2	72.2	72.2	72.2
≥ 4000	57.5	71.3	71.5	73.0	73.9	74.7	74.7	74.7	74.7	74.7	74.7	74.7	74.9	74.9	74.9	74.9
≥ 3500	60.7	74.9	75.6	77.1	78.3	79.2	79.2	79.2	79.2	79.2	79.2	79.2	79.4	79.4	79.4	79.4
≥ 3000	62.8	77.5	78.3	80.3	81.7	82.6	82.6	82.6	82.6	82.6	82.6	82.6	82.8	82.8	82.8	82.8
≥ 2500	63.5	80.0	80.9	83.0	84.7	85.8	85.8	85.8	85.8	85.8	85.8	85.8	86.0	86.0	86.0	86.0
≥ 2000	64.3	81.5	82.6	84.9	86.6	87.9	88.1	88.3	88.3	88.3	88.3	88.3	88.5	88.5	88.5	88.5
≥ 1800	64.5	82.0	83.0	85.4	87.3	88.5	88.7	89.0	89.0	89.0	89.0	89.0	89.2	89.2	89.2	89.2
≥ 1500	65.0	82.6	83.7	86.2	89.4	91.7	92.1	92.8	93.0	93.0	93.0	93.0	93.2	93.2	93.2	93.2
≥ 1200	65.4	83.9	84.9	87.9	91.1	93.8	94.3	94.9	95.1	95.1	95.1	95.1	95.3	95.3	95.3	95.3
≥ 1000	65.4	84.1	85.6	88.7	91.9	94.7	95.1	95.8	96.0	96.2	96.2	96.2	96.8	96.8	96.8	96.8
≥ 900	65.4	84.1	85.6	88.7	91.9	94.7	95.1	95.8	96.0	96.2	96.2	96.2	96.8	96.8	96.8	96.8
≥ 800	65.4	84.3	86.4	89.6	93.2	96.0	96.8	97.5	97.7	97.9	97.9	97.9	98.5	98.5	98.5	98.5
≥ 700	65.4	84.5	86.6	89.8	93.6	96.4	97.5	98.1	98.3	98.5	98.5	98.5	99.2	99.2	99.2	99.2
≥ 600	65.4	84.9	87.0	90.2	94.1	96.8	97.9	98.5	98.7	98.9	98.9	98.9	99.6	99.6	99.6	99.6
≥ 500	65.4	84.9	87.0	90.2	94.1	96.8	97.9	98.7	98.9	99.2	99.2	99.2	99.8	99.8	99.8	99.8
≥ 400	65.4	85.1	87.3	90.4	94.3	97.0	98.1	98.9	99.2	99.4	99.4	99.4	100.0	100.0	100.0	100.0
≥ 300	65.4	85.1	87.3	90.4	94.3	97.0	98.1	98.9	99.2	99.4	99.4	99.4	100.0	100.0	100.0	100.0
≥ 200	65.4	85.1	87.3	90.4	94.3	97.0	98.1	98.9	99.2	99.4	99.4	99.4	100.0	100.0	100.0	100.0
≥ 100	65.4	85.1	87.3	90.4	94.3	97.0	98.1	98.9	99.2	99.4	99.4	99.4	100.0	100.0	100.0	100.0
≥ 0	65.4	85.1	87.3	90.4	94.3	97.0	98.1	98.9	99.2	99.4	99.4	99.4	100.0	100.0	100.0	100.0

TOTAL NUMBER OF OBSERVATIONS 871

USAF ETAC FORM NOV 64 0-14-5 (OL A) PREVIOUS EDITIONS OF THIS FORM ARE OBSOLETE

GLOBAL CLIMATOLOGY BRANCH
USAF ETAC
AIR WEATHER SERVICE/MAC

CEILING VERSUS VISIBILITY

702615 (STATION) FT WAINWRIGHT AAF AK (STATION NAME) 77-82 (YEARS) NOV (MONTH)

PERCENTAGE FREQUENCY OF OCCURRENCE
(FROM HOURLY OBSERVATIONS)

0900-1100 (GMT)

CEILING FEET	VISIBILITY STATUTE MILES															
	≥10	≥6	≥5	≥4	≥3	≥2½	≥2	≥1½	≥1¼	≥1	≥¾	≥½	≥¼	≥5/16	≥0	≥0
NO CEILING	29.3	31.9	32.1	32.1	32.3	32.3	32.5	32.5	32.5	32.5	32.5	32.5	32.5	32.5	32.5	32.5
≥ 20000	36.9	39.7	39.9	39.9	40.1	40.1	40.3	40.3	40.3	40.3	40.3	40.3	40.3	40.3	40.3	40.3
≥ 18000	38.6	41.6	41.8	42.0	42.6	42.6	42.8	42.8	42.8	42.8	42.8	42.8	42.8	42.8	42.8	42.8
≥ 16000	39.7	42.8	43.0	43.2	43.9	43.9	44.1	44.1	44.1	44.1	44.1	44.1	44.1	44.1	44.1	44.1
≥ 14000	41.8	44.9	45.1	45.4	46.2	46.2	46.4	46.4	46.4	46.4	46.4	46.4	46.4	46.4	46.4	46.4
≥ 12000	44.7	48.1	48.3	48.5	49.4	49.4	49.6	49.6	49.6	49.6	49.6	49.6	49.6	49.6	49.6	49.6
≥ 10000	48.7	52.1	52.3	52.5	53.4	53.4	53.6	53.6	53.6	53.6	53.6	53.6	53.6	53.6	53.6	53.6
≥ 9000	51.1	54.6	54.9	55.1	55.9	55.9	56.1	56.1	56.1	56.1	56.1	56.1	56.1	56.1	56.1	56.1
≥ 8000	58.0	62.9	63.1	63.3	64.1	64.1	64.3	64.3	64.3	64.6	64.6	64.6	64.6	64.6	64.6	64.8
≥ 7000	63.3	69.4	70.0	70.3	71.1	71.1	71.3	71.3	71.3	71.5	71.5	71.5	71.5	71.5	71.5	71.7
≥ 6000	63.7	69.8	70.5	70.7	71.5	71.5	71.7	71.7	71.7	71.9	71.9	71.9	71.9	71.9	71.9	72.2
≥ 5000	65.2	71.5	72.2	72.4	73.6	73.6	73.8	73.8	73.8	74.1	74.1	74.1	74.1	74.1	74.1	74.3
≥ 4500	65.8	72.4	73.0	73.2	74.7	75.1	75.3	75.3	75.3	75.5	75.5	75.5	75.5	75.5	75.5	75.7
≥ 4000	67.1	74.1	75.3	75.9	77.4	77.8	78.3	78.3	78.3	78.5	78.5	78.5	78.5	78.5	78.5	78.7
≥ 3500	68.8	76.4	77.8	78.7	80.8	81.2	81.9	81.9	81.9	82.1	82.1	82.1	82.1	82.1	82.1	82.3
≥ 3000	69.6	77.6	79.1	80.0	82.5	83.3	84.2	84.4	84.4	84.6	84.6	84.8	84.8	84.8	84.8	85.0
≥ 2500	70.5	78.9	80.4	81.9	85.0	85.9	87.1	87.3	87.3	87.8	87.8	88.0	88.2	88.2	88.2	88.4
≥ 2000	71.1	80.0	82.3	84.2	87.8	88.6	90.1	90.7	90.7	91.1	91.1	91.4	91.6	91.6	91.6	91.8
≥ 1800	71.3	80.2	82.5	84.4	88.0	89.0	90.5	91.1	91.1	91.6	91.6	91.8	92.0	92.0	92.0	92.2
≥ 1500	71.3	80.4	82.7	85.2	89.7	91.1	92.6	93.7	93.9	94.5	94.5	94.7	94.9	94.9	94.9	95.1
≥ 1200	71.3	80.4	82.7	85.2	90.3	92.4	93.9	94.9	95.1	95.8	95.8	96.0	96.2	96.2	96.2	96.4
≥ 1000	71.3	80.4	82.7	85.4	90.9	93.0	95.1	96.2	96.4	97.3	97.9	98.1	98.3	98.3	98.3	98.5
≥ 900	71.3	80.4	82.7	85.4	91.1	93.2	95.4	96.4	96.6	97.5	98.1	98.3	98.5	98.5	98.5	98.7
≥ 800	71.3	80.4	82.7	85.4	91.1	93.2	95.4	96.4	96.6	97.5	98.1	98.3	98.5	98.5	98.5	98.7
≥ 700	71.3	80.4	82.7	85.4	91.1	93.5	95.6	96.6	97.0	97.9	98.5	98.7	98.9	98.9	98.9	99.2
≥ 600	71.3	80.4	82.7	85.4	91.1	93.5	95.6	96.6	97.0	97.9	98.5	98.7	98.9	98.9	98.9	99.2
≥ 500	71.3	80.4	82.7	85.4	91.1	93.5	95.6	96.6	97.0	97.9	99.2	99.4	99.6	99.6	99.6	99.8
≥ 400	71.3	80.4	82.7	85.4	91.1	93.5	95.6	96.6	97.0	97.9	99.2	99.4	99.6	99.6	99.6	99.8
≥ 300	71.3	80.4	82.7	85.4	91.1	93.5	95.6	96.6	97.0	97.9	99.2	99.4	99.6	99.8	99.8	100.0
≥ 200	71.3	80.4	82.7	85.4	91.1	93.5	95.6	96.6	97.0	97.9	99.2	99.4	99.6	99.8	99.8	100.0
≥ 100	71.3	80.4	82.7	85.4	91.1	93.5	95.6	96.6	97.0	97.9	99.2	99.4	99.6	99.8	99.8	100.0
≥ 0	71.3	80.4	82.7	85.4	91.1	93.5	95.6	96.6	97.0	97.9	99.2	99.4	99.6	99.8	99.8	100.0

TOTAL NUMBER OF OBSERVATIONS 672

USAF ETAC FORM AM 64 0-14-5 (OL A) PREVIOUS EDITIONS OF THIS FORM ARE OBSOLETE

GLOBAL CLIMATOLOGY BRANCH
USAFETAC
AIR WEATHER SERVICE/MAC

CEILING VERSUS VISIBILITY

~~7726~~ STATION ~~15~~ FT WAINWRIGHT AAF AK STATION NAME 77-82 YEARS ~~NOV~~ MONTH

PERCENTAGE FREQUENCY OF OCCURRENCE
(FROM HOURLY OBSERVATIONS)

~~1200-1400~~ LST

CEILING FEET	VISIBILITY STATUTE MILES															
	≥10	≥6	≥5	≥4	≥3	≥2½	≥2	≥1¾	≥1½	≥1¼	≥1	≥¾	≥½	≥5/16	≥¼	0
NO CEILING	32.9	33.5	33.8	33.8	33.8	33.8	33.8	33.8	33.8	33.8	33.8	33.8	33.8	33.8	33.8	33.8
≥ 20000	39.7	40.5	40.7	40.7	40.7	40.7	40.7	40.7	40.7	40.7	40.7	40.7	40.7	40.7	40.7	40.7
≥ 18000	42.2	43.2	43.5	43.7	43.7	43.7	43.7	43.7	43.7	43.7	43.7	43.7	43.7	43.7	43.7	43.7
≥ 16000	43.0	44.1	44.3	44.5	44.5	44.5	44.5	44.5	44.5	44.5	44.5	44.5	44.5	44.5	44.5	44.5
≥ 14000	45.1	46.2	46.4	46.6	46.6	46.6	46.6	46.6	46.6	46.6	46.6	46.6	46.6	46.6	46.6	46.6
≥ 12000	48.3	49.4	49.6	49.8	49.8	49.8	49.8	49.8	49.8	49.8	49.8	49.8	49.8	49.8	49.8	49.8
≥ 10000	54.2	55.3	55.5	55.7	55.7	55.7	55.7	55.7	55.7	55.7	55.7	55.7	55.7	55.7	55.7	55.7
≥ 9000	56.8	57.8	58.2	58.4	58.4	58.4	58.4	58.4	58.4	58.4	58.4	58.4	58.4	58.4	58.4	58.4
≥ 8000	65.0	66.5	67.1	67.7	67.7	67.7	67.7	67.7	67.7	67.7	67.7	67.7	67.7	67.7	67.7	67.7
≥ 7000	70.3	72.6	73.6	74.3	74.5	74.5	74.5	74.5	74.5	74.5	74.5	74.5	74.5	74.5	74.5	74.5
≥ 6000	70.7	73.0	74.1	74.7	75.1	75.1	75.1	75.1	75.1	75.1	75.1	75.1	75.1	75.1	75.1	75.1
≥ 5000	71.1	73.4	74.5	75.1	75.7	75.7	75.7	76.2	76.2	76.2	76.2	76.2	76.2	76.2	76.2	76.2
≥ 4500	71.9	74.3	75.3	76.2	77.2	77.2	77.2	77.6	77.6	77.6	77.6	77.6	77.6	77.6	77.6	77.6
≥ 4000	74.7	77.4	78.5	79.5	81.0	81.0	81.0	81.4	81.4	81.9	81.9	81.9	81.9	81.9	81.9	81.9
≥ 3500	76.2	79.3	80.6	81.9	84.0	84.0	84.2	84.6	84.6	85.0	85.0	85.0	85.0	85.0	85.0	85.0
≥ 3000	77.0	81.0	82.7	84.0	86.9	87.6	88.0	88.4	88.4	88.8	88.8	88.8	88.8	88.8	88.8	88.8
≥ 2500	77.6	81.6	83.3	85.0	88.8	89.7	90.5	90.9	90.9	91.4	91.8	91.8	91.8	91.8	91.8	91.8
≥ 2000	78.1	82.3	84.6	86.7	90.7	91.8	92.6	93.0	93.0	93.7	94.1	94.1	94.1	94.1	94.1	94.1
≥ 1800	78.1	82.3	84.6	86.7	90.7	91.8	92.8	93.2	93.2	93.9	94.3	94.3	94.3	94.3	94.3	94.3
≥ 1500	78.1	82.3	84.6	86.7	90.7	92.2	93.2	93.7	93.7	94.5	94.9	94.9	94.9	94.9	94.9	94.9
≥ 1200	78.1	82.3	84.6	86.7	90.7	92.4	93.7	94.5	94.5	95.6	96.0	96.0	96.0	96.0	96.0	96.0
≥ 1000	78.1	82.5	85.0	87.3	91.4	93.0	94.5	96.2	96.2	97.5	98.1	98.1	98.1	98.1	98.1	98.1
≥ 900	78.1	82.5	85.0	87.3	91.4	93.0	94.5	96.2	96.4	97.7	98.3	98.3	98.3	98.3	98.3	98.3
≥ 800	78.1	82.5	85.0	87.3	91.4	93.0	94.5	96.2	96.4	97.7	98.5	98.5	98.5	98.5	98.5	98.5
≥ 700	78.1	82.5	85.0	87.3	91.4	93.0	94.5	96.2	96.4	97.9	98.7	99.2	99.2	99.2	99.2	99.4
≥ 600	78.1	82.5	85.0	87.3	91.4	93.0	94.5	96.2	96.4	97.9	98.7	99.2	99.2	99.2	99.2	99.4
≥ 500	78.1	82.5	85.0	87.3	91.4	93.0	94.5	96.2	96.4	97.9	99.4	99.8	99.8	99.8	99.8	100.0
≥ 400	78.1	82.5	85.0	87.3	91.4	93.0	94.5	96.2	96.4	97.9	99.4	99.8	99.8	99.8	99.8	100.0
≥ 300	78.1	82.5	85.0	87.3	91.4	93.0	94.5	96.2	96.4	97.9	99.4	99.8	99.8	99.8	99.8	100.0
≥ 200	78.1	82.5	85.0	87.3	91.4	93.0	94.5	96.2	96.4	97.9	99.4	99.8	99.8	99.8	99.8	100.0
≥ 100	78.1	82.5	85.0	87.3	91.4	93.0	94.5	96.2	96.4	97.9	99.4	99.8	99.8	99.8	99.8	100.0
≥ 0	78.1	82.5	85.0	87.3	91.4	93.0	94.5	96.2	96.4	97.9	99.4	99.8	99.8	99.8	99.8	100.0

TOTAL NUMBER OF OBSERVATIONS 878

USAF ETAC FORM 0-14-5 (OL A) PREVIOUS EDITIONS OF THIS FORM ARE OBSOLETE

GLOBAL CLIMATOLOGY BRANCH
USAFETAC
AIR WEATHER SERVICE/MAC

CEILING VERSUS VISIBILITY

72615	FT WAINWRIGHT AAF AK	77-82	NOV
STATION	STATION NAME	YEARS	MONTH

PERCENTAGE FREQUENCY OF OCCURRENCE
(FROM HOURLY OBSERVATIONS)

1500-1700

CEILING FEET	VISIBILITY STATUTE MILES															
	≥10	≥6	≥5	≥4	≥3	≥2½	≥2	≥1¾	≥1½	≥1¼	≥1	≥¾	≥½	≥¼	≥0
NO CEILING	34.0	35.9	36.1	36.3	36.3	36.3	36.3	36.3	36.3	36.7	36.7	36.7	36.7	36.7	36.7	36.9
≥ 20000	38.4	40.3	40.5	40.7	40.7	40.7	40.7	40.7	40.7	41.1	41.1	41.1	41.1	41.1	41.1	41.4
≥ 18000	41.1	43.0	43.5	43.7	43.7	43.7	43.7	43.7	43.7	44.1	44.1	44.1	44.1	44.1	44.1	44.3
≥ 16000	41.8	43.7	44.1	44.3	44.3	44.3	44.3	44.3	44.3	44.7	44.7	44.7	44.7	44.7	44.7	44.9
≥ 14000	43.7	45.6	46.2	46.4	46.4	46.4	46.4	46.4	46.4	46.8	46.8	46.8	46.8	46.8	46.8	47.0
≥ 12000	47.1	48.9	49.6	49.8	49.8	49.8	49.8	49.8	49.8	50.2	50.2	50.2	50.2	50.2	50.2	50.4
≥ 10000	53.8	55.7	56.3	56.8	56.8	56.8	56.8	56.8	56.8	57.2	57.2	57.2	57.2	57.2	57.2	57.4
≥ 9000	54.9	57.0	57.6	58.0	58.0	58.0	58.0	58.0	58.0	58.4	58.4	58.4	58.4	58.4	58.4	58.6
≥ 8000	59.1	61.6	62.2	62.7	62.7	62.7	62.7	62.7	62.7	63.1	63.1	63.1	63.1	63.1	63.1	63.3
≥ 7000	65.4	69.0	69.8	70.5	70.5	70.5	70.5	70.5	70.5	70.9	70.9	70.9	70.9	70.9	70.9	71.1
≥ 6000	66.5	70.3	71.1	71.7	71.7	71.7	71.7	71.7	71.7	72.2	72.2	72.2	72.2	72.2	72.2	72.4
≥ 5000	68.4	72.6	73.4	74.1	74.3	74.3	74.5	74.5	74.5	74.9	74.9	74.9	74.9	74.9	74.9	75.1
≥ 4500	69.4	73.6	74.5	75.1	75.7	75.7	76.4	76.4	76.4	76.8	76.8	76.8	76.8	76.8	76.8	77.0
≥ 4000	73.4	77.6	78.5	79.1	79.7	79.7	80.4	80.4	80.4	80.8	80.8	80.8	80.8	80.8	80.8	81.0
≥ 3500	74.1	78.3	79.1	79.7	80.4	80.4	81.0	81.0	81.0	81.4	81.4	81.4	81.4	81.4	81.4	81.6
≥ 3000	75.5	80.6	81.6	82.3	83.8	84.0	84.6	84.6	84.6	85.0	85.0	85.0	85.0	85.0	85.0	85.2
≥ 2500	75.5	81.2	82.5	83.1	84.6	85.7	86.3	86.5	86.5	87.1	87.1	87.1	87.1	87.1	87.1	87.3
≥ 2000	76.2	82.9	84.6	85.2	86.7	88.2	89.0	89.5	89.5	90.3	90.3	90.3	90.3	90.3	90.3	90.5
≥ 1800	76.2	82.9	84.6	85.2	86.7	88.2	89.2	89.7	89.9	90.7	90.7	90.7	90.7	90.7	90.7	90.9
≥ 1500	76.2	83.5	85.2	85.9	87.8	89.5	91.1	91.6	92.0	92.8	92.8	92.9	92.8	92.8	92.8	93.0
≥ 1200	76.2	83.5	85.4	86.1	88.2	89.9	92.0	92.6	93.0	94.1	94.1	94.1	94.1	94.1	94.1	94.3
≥ 1000	76.4	83.8	85.7	86.3	89.4	90.5	93.5	94.3	95.1	96.6	97.0	97.0	97.3	97.3	97.3	97.5
≥ 900	76.4	83.8	85.7	86.3	88.4	90.5	93.5	94.3	95.1	96.6	97.0	97.0	97.3	97.3	97.3	97.5
≥ 800	76.4	83.8	85.7	86.3	89.4	90.5	93.5	94.7	95.6	97.3	97.7	97.7	97.9	97.9	97.9	98.1
≥ 700	76.4	83.8	85.7	86.3	88.4	90.5	93.5	94.7	95.6	97.3	97.9	97.9	98.1	98.1	98.1	98.3
≥ 600	76.6	84.0	85.9	86.5	88.6	90.7	93.7	94.9	95.8	97.5	98.3	98.3	98.5	98.5	98.5	98.7
≥ 500	76.6	84.0	86.1	86.7	88.8	90.9	93.9	95.8	96.6	98.3	99.6	99.6	99.8	99.8	99.8	100.0
≥ 400	76.6	84.0	86.1	86.7	88.8	90.9	93.9	95.8	96.6	98.3	99.6	99.6	99.8	99.8	99.8	100.0
≥ 300	76.6	84.0	86.1	86.7	88.8	90.9	93.9	95.8	96.6	98.3	99.6	99.6	99.8	99.8	99.8	100.0
≥ 200	76.6	84.0	86.1	86.7	88.8	90.9	93.9	95.8	96.6	98.3	99.6	99.6	99.8	99.8	99.8	100.0
≥ 100	76.6	84.0	86.1	86.7	88.8	90.9	93.9	95.8	96.6	98.3	99.6	99.6	99.8	99.8	99.8	100.0
≥ 0	76.6	84.0	86.1	86.7	88.8	90.9	93.9	95.8	96.6	98.3	99.6	99.6	99.8	99.8	99.8	100.0

TOTAL NUMBER OF OBSERVATIONS 878

USAF ETAC FORM 0-14-5 (OL A) PREVIOUS EDITIONS OF THIS FORM ARE OBSOLETE

GLOBAL CLIMATOLOGY BRANCH
USAFETAC
AIR WEATHER SERVICE/MAC

CEILING VERSUS VISIBILITY

702615 (STATION) FT WAINWRIGHT AAF AK (STATION NAME) 77-82 (YEARS) NOV (MONTH)

PERCENTAGE FREQUENCY OF OCCURRENCE
(FROM HOURLY OBSERVATIONS)

18.0-2000 (LOCAL TIME)

CEILING FEET	VISIBILITY STATUTE MILES															
	≥10	≥6	≥5	≥4	≥3	≥2½	≥2	≥1¾	≥1½	≥1	≥¾	≥½	≥¼	≥5/16	≥0	0
NO CEILING	32.9	36.7	37.1	37.3	37.3	37.3	37.5	37.5	37.5	37.5	37.5	37.5	37.5	37.7	37.7	37.7
≥ 20000	35.6	39.4	39.8	40.0	40.0	40.0	40.3	40.3	40.3	40.3	40.3	40.3	40.3	40.5	40.5	40.5
≥ 18000	38.6	43.0	43.4	43.6	43.6	43.6	43.9	43.9	43.9	43.9	43.9	43.9	43.9	44.1	44.1	44.1
≥ 16000	38.8	43.2	43.6	43.9	43.9	43.9	44.1	44.1	44.1	44.1	44.1	44.1	44.1	44.3	44.3	44.3
≥ 14000	39.6	44.1	44.5	44.7	44.7	44.7	44.9	44.9	44.9	44.9	44.9	44.9	44.9	45.1	45.1	45.1
≥ 12000	41.5	46.0	46.4	46.6	46.6	46.6	46.8	46.8	46.8	46.8	46.8	46.8	46.8	47.0	47.0	47.0
≥ 10000	47.0	51.5	51.9	52.1	52.1	52.1	52.3	52.3	52.3	52.3	52.3	52.3	52.3	52.5	52.5	52.5
≥ 9000	48.5	53.0	53.4	53.6	53.6	53.6	53.8	53.8	53.8	53.8	53.8	53.8	53.8	54.0	54.0	54.0
≥ 8000	55.7	60.2	60.6	60.8	60.8	60.8	61.0	61.0	61.0	61.0	61.0	61.0	61.0	61.2	61.2	61.2
≥ 7000	60.6	66.1	66.7	66.9	66.9	66.9	67.2	67.2	67.2	67.2	67.2	67.2	67.2	67.4	67.4	67.4
≥ 6000	61.4	67.6	68.2	68.4	68.4	68.4	68.6	68.6	68.6	68.6	68.6	68.6	68.6	68.9	68.9	68.9
≥ 5000	61.9	68.0	68.6	68.9	69.5	69.5	69.7	69.7	69.7	69.7	69.7	69.7	69.7	69.9	69.9	69.9
≥ 4500	62.7	68.9	69.7	69.9	70.8	70.8	71.0	71.0	71.0	71.0	71.0	71.0	71.0	71.2	71.2	71.2
≥ 4000	68.0	74.8	75.8	76.3	77.3	77.3	77.5	77.5	77.5	77.5	77.5	77.5	77.5	77.8	77.8	77.8
≥ 3500	69.1	76.7	78.1	78.4	79.4	79.4	79.7	79.7	79.7	79.7	79.7	79.7	79.7	79.9	79.9	79.9
≥ 3000	70.6	80.1	81.4	82.0	84.3	84.3	84.5	84.5	84.5	84.5	84.5	84.5	84.5	84.7	84.7	84.7
≥ 2500	71.2	81.1	82.4	83.3	86.4	86.7	86.9	86.9	86.9	86.9	86.9	86.9	86.9	87.1	87.1	87.1
≥ 2000	71.8	83.1	84.7	86.0	90.0	90.9	91.7	91.7	91.7	91.7	91.7	91.7	91.7	91.9	91.9	91.9
≥ 1800	71.8	83.1	84.7	86.0	90.0	90.9	91.7	91.7	91.7	91.7	91.7	91.7	91.7	91.9	91.9	91.9
≥ 1500	72.3	83.7	85.8	87.1	92.4	93.4	94.5	94.5	94.5	94.5	95.1	95.1	95.1	95.3	95.3	95.3
≥ 1200	72.0	83.9	86.2	87.5	93.0	94.1	95.1	95.1	95.1	95.1	95.8	95.8	95.8	96.0	96.0	96.0
≥ 1000	72.0	84.1	86.4	87.7	93.9	95.3	96.8	97.0	97.0	97.0	97.7	97.7	97.7	97.9	97.9	97.9
≥ 900	72.0	84.1	86.4	87.7	93.9	95.3	96.8	97.0	97.0	97.5	98.1	98.1	98.1	98.3	98.3	98.3
≥ 800	72.0	84.1	86.4	87.7	94.1	95.6	97.0	97.2	97.2	97.9	98.5	98.5	98.5	98.7	98.7	98.7
≥ 700	72.0	84.1	86.4	87.7	94.1	95.6	97.0	97.2	97.2	97.9	98.5	98.5	98.5	98.7	98.7	98.7
≥ 600	72.0	84.1	86.7	87.9	94.3	95.8	97.2	97.5	97.5	98.1	98.9	98.9	98.9	99.2	99.2	99.2
≥ 500	72.0	84.1	86.7	87.9	94.3	95.8	97.2	97.5	97.5	98.5	99.4	99.4	99.4	99.6	99.6	99.6
≥ 400	72.0	84.1	86.7	87.9	94.3	95.8	97.2	97.5	97.5	98.5	99.6	99.6	99.6	99.8	99.8	99.8
≥ 300	72.0	84.1	86.7	87.9	94.3	95.8	97.2	97.5	97.5	98.5	99.6	99.8	99.8	100.0	100.0	100.0
≥ 200	72.0	84.1	86.7	87.9	94.3	95.8	97.2	97.5	97.5	98.5	99.6	99.8	99.8	100.0	100.0	100.0
≥ 100	72.0	84.1	86.7	87.9	94.3	95.8	97.2	97.5	97.5	98.5	99.6	99.8	99.8	100.0	100.0	100.0
≥ 0	72.0	84.1	86.7	87.9	94.3	95.8	97.2	97.5	97.5	98.5	99.6	99.8	99.8	100.0	100.0	100.0

TOTAL NUMBER OF OBSERVATIONS 872

GLOBAL CLIMATOLOGY BRANCH
USAFETAC
AIR WEATHER SERVICE/MAC

CEILING VERSUS VISIBILITY

7[illegible]26 (STATION) FT WAINWRIGHT AAF AK (STATION NAME) 78-82 (YEARS) NOV (MONTH)

PERCENTAGE FREQUENCY OF OCCURRENCE
(FROM HOURLY OBSERVATIONS)

2100-2300 (HOUR LST)

CEILING FEET	VISIBILITY STATUTE MILES															
	≥10	≥6	≥5	≥4	≥3	≥2½	≥2	≥1¾	≥1½	≥1	≥¾	≥½	≥⅜	≥¼	≥0
NO CEILING	32.1	34.4	34.4	34.4	35.1	35.1	35.1	35.1	35.1	35.1	35.1	35.9	35.9	35.9	35.9	35.9
≥ 20000	34.4	36.6	36.6	36.6	37.4	37.4	37.4	37.4	37.4	37.4	37.4	38.2	38.2	38.2	38.2	38.2
≥ 18000	35.1	38.2	38.2	38.2	38.9	38.9	38.9	38.9	38.9	38.9	38.9	39.7	39.7	39.7	39.7	39.7
≥ 16000	35.1	38.2	38.2	38.2	38.9	38.9	38.9	38.9	38.9	38.9	38.9	39.7	39.7	39.7	39.7	39.7
≥ 14000	38.2	41.2	41.2	41.2	42.0	42.0	42.0	42.0	42.0	42.0	42.0	42.7	42.7	42.7	42.7	42.7
≥ 12000	40.5	43.5	43.5	43.5	44.3	44.3	44.3	44.3	44.3	44.3	44.3	45.0	45.0	45.0	45.0	45.0
≥ 10000	45.0	48.1	48.1	48.1	48.9	48.9	48.9	48.9	48.9	48.9	48.9	49.6	49.6	49.6	49.6	49.6
≥ 9000	48.1	51.1	51.1	51.1	51.9	51.9	51.9	51.9	51.9	51.9	51.9	52.7	52.7	52.7	52.7	52.7
≥ 8000	53.4	56.5	56.5	56.5	57.3	57.3	57.3	57.3	57.3	57.3	57.3	58.0	58.0	58.0	58.0	58.0
≥ 7000	61.1	65.6	65.6	65.6	66.4	66.4	66.4	66.4	66.4	66.4	66.4	67.2	67.2	67.2	67.2	67.2
≥ 6000	61.1	66.4	66.4	66.4	67.2	67.2	67.2	67.2	67.2	67.2	67.2	67.9	67.9	67.9	67.9	67.9
≥ 5000	61.8	67.2	67.2	67.2	67.9	67.9	67.9	67.9	67.9	67.9	67.9	68.7	68.7	68.7	68.7	68.7
≥ 4500	64.1	69.5	69.5	69.5	70.2	70.2	70.2	70.2	70.2	70.2	70.2	71.0	71.0	71.0	71.0	71.0
≥ 4000	66.4	72.5	72.5	73.3	74.8	74.8	74.8	74.8	74.8	74.8	74.8	75.6	75.6	75.6	75.6	75.6
≥ 3500	69.5	75.6	76.3	77.1	78.6	78.6	78.6	78.6	78.6	78.6	78.6	79.4	79.4	79.4	79.4	79.4
≥ 3000	69.5	77.9	78.6	79.4	81.7	81.7	81.7	81.7	81.7	81.7	81.7	82.4	82.4	82.4	82.4	82.4
≥ 2500	70.2	79.4	80.9	81.7	84.0	84.0	84.0	84.0	84.0	84.0	84.0	84.7	84.7	84.7	84.7	84.7
≥ 2000	72.5	82.4	85.5	86.3	89.3	89.3	90.1	90.1	90.1	90.1	90.1	90.8	90.8	90.8	90.8	90.8
≥ 1800	72.5	82.4	85.5	86.3	89.3	89.3	90.1	90.1	90.1	90.1	90.1	90.8	90.8	90.8	90.8	90.8
≥ 1500	72.5	82.4	85.5	86.3	89.3	89.3	90.1	90.1	90.1	90.1	90.8	91.6	91.6	91.6	91.6	91.6
≥ 1200	72.5	82.4	85.5	86.3	90.1	90.1	90.8	90.8	90.8	90.8	91.6	92.4	92.4	92.4	92.4	92.4
≥ 1000	73.3	83.2	86.3	87.0	90.8	91.6	93.9	93.9	93.9	93.9	94.7	95.4	95.4	95.4	95.4	95.4
≥ 900	73.3	84.0	87.0	87.8	91.6	92.4	94.7	94.7	94.7	94.7	95.4	96.2	96.2	96.2	96.2	96.2
≥ 800	73.3	84.0	87.0	87.8	91.6	92.4	94.7	94.7	94.7	94.7	95.4	96.2	96.2	96.2	96.2	96.2
≥ 700	73.3	84.0	87.0	87.8	91.6	92.4	94.7	95.4	95.4	96.2	96.9	97.7	97.7	97.7	97.7	97.7
≥ 600	73.3	84.0	87.0	87.8	92.4	93.1	95.4	96.2	96.2	96.9	97.7	98.5	98.5	98.5	98.5	98.5
≥ 500	73.3	84.0	87.0	87.8	92.4	93.1	95.4	96.2	96.2	96.9	97.7	98.5	98.5	98.5	98.5	98.5
≥ 400	73.3	84.0	87.0	87.8	92.4	93.1	96.2	96.9	96.9	97.7	99.2	100.0	100.0	100.0	100.0	100.0
≥ 300	73.3	84.0	87.0	87.8	92.4	93.1	96.2	96.9	96.9	97.7	99.2	100.0	100.0	100.0	100.0	100.0
≥ 200	73.3	84.0	87.0	87.8	92.4	93.1	96.2	96.9	96.9	97.7	99.2	100.0	100.0	100.0	100.0	100.0
≥ 100	73.3	84.0	87.0	87.8	92.4	93.1	96.2	96.9	96.9	97.7	99.2	100.0	100.0	100.0	100.0	100.0
≥ 0	73.3	84.0	87.0	87.8	92.4	93.1	96.2	96.9	96.9	97.7	99.2	100.0	100.0	100.0	100.0	100.0

TOTAL NUMBER OF OBSERVATIONS 131

USAF ETAC FORM 10-64 0-14-5 (OL A) PREVIOUS EDITIONS OF THIS FORM ARE OBSOLETE

GLOBAL CLIMATOLOGY BRANCH
USAFETAC
AIR WEATHER SERVICE/MAC

CEILING VERSUS VISIBILITY

702615 (STATION) FT WAINWRIGHT AAF AK (STATION NAME) 77-82 (YEARS) NOV (MONTHS)

PERCENTAGE FREQUENCY OF OCCURRENCE
(FROM HOURLY OBSERVATIONS)

ALL (HOURS L.S.T.)

CEILING FEET	VISIBILITY STATUTE MILES															
	≥10	≥6	≥5	≥4	≥3	≥2½	≥2	≥1½	≥1¼	≥1	≥¾	≥⅝	≥½	≥5/16	≥¼	≥0
NO CEILING	32.8	35.6	35.9	36.1	36.3	36.4	36.5	36.5	36.5	36.6	36.6	36.6	36.7	36.7	36.7	36.8
≥ 20000	37.6	40.6	40.9	41.0	41.3	41.4	41.5	41.5	41.5	41.5	41.6	41.6	41.7	41.7	41.7	41.8
≥ 18000	39.7	43.0	43.3	43.6	43.9	44.0	44.1	44.1	44.1	44.2	44.2	44.2	44.3	44.4	44.4	44.4
≥ 16000	40.2	43.6	43.9	44.1	44.5	44.5	44.6	44.6	44.6	44.7	44.7	44.8	44.8	44.9	44.9	44.9
≥ 14000	41.7	45.1	45.5	45.7	46.1	46.2	46.3	46.3	46.3	46.3	46.4	46.4	46.4	46.5	46.5	46.6
≥ 12000	48.3	47.9	48.2	48.5	48.8	48.9	49.0	49.0	49.0	49.1	49.1	49.1	49.2	49.3	49.3	49.3
≥ 10000	49.1	52.8	53.1	53.4	53.8	53.9	53.9	53.9	53.9	54.0	54.1	54.1	54.1	54.2	54.2	54.2
≥ 9000	50.9	54.7	55.0	55.3	55.7	55.8	55.9	55.9	55.9	56.0	56.0	56.0	56.1	56.1	56.1	56.2
≥ 8000	56.9	61.4	61.8	62.2	62.5	62.6	62.7	62.7	62.7	62.8	62.8	62.9	62.9	63.0	63.0	63.1
≥ 7000	62.1	67.9	68.6	69.0	69.5	69.6	69.7	69.7	69.7	69.8	69.8	69.9	69.9	70.0	70.0	70.1
≥ 6000	62.7	68.7	69.4	69.8	70.3	70.4	70.5	70.5	70.5	70.6	70.7	70.7	70.7	70.8	70.8	70.9
≥ 5000	63.7	70.1	70.7	71.2	71.9	72.1	72.2	72.3	72.3	72.4	72.4	72.5	72.5	72.6	72.6	72.7
≥ 4500	64.4	71.2	71.9	72.5	73.4	73.7	73.9	73.9	73.9	74.1	74.1	74.1	74.2	74.2	74.2	74.3
≥ 4000	67.6	74.8	75.6	76.4	77.6	77.8	78.0	78.1	78.1	78.3	78.3	78.4	78.4	78.5	78.5	78.5
≥ 3500	69.3	77.0	78.1	79.0	80.4	80.6	80.9	81.0	81.0	81.2	81.2	81.3	81.3	81.4	81.4	81.5
≥ 3000	70.6	79.3	80.5	81.6	83.7	84.1	84.5	84.6	84.6	84.8	84.9	84.9	85.0	85.1	85.1	85.1
≥ 2500	71.2	80.6	81.9	83.2	85.8	86.5	87.1	87.2	87.2	87.5	87.6	87.7	87.8	87.8	87.8	87.9
≥ 2000	71.9	82.1	83.9	85.5	88.4	89.4	90.2	90.6	90.6	90.9	91.0	91.1	91.2	91.3	91.3	91.3
≥ 1800	72.0	82.2	84.1	85.6	88.6	89.6	90.5	90.8	90.9	91.2	91.3	91.4	91.5	91.6	91.6	91.6
≥ 1500	72.1	82.7	84.6	86.3	90.0	91.5	92.5	93.0	93.2	93.6	93.9	94.0	94.0	94.1	94.1	94.2
≥ 1200	72.2	83.0	85.0	86.8	90.6	92.4	93.6	94.2	94.3	94.8	95.1	95.2	95.2	95.3	95.3	95.4
≥ 1000	72.3	83.2	85.3	87.3	91.3	93.3	94.9	95.7	96.0	96.7	97.2	97.3	97.5	97.5	97.5	97.6
≥ 900	72.3	83.3	85.4	87.3	91.4	93.3	95.0	95.8	96.1	96.9	97.4	97.5	97.6	97.7	97.7	97.8
≥ 800	72.3	83.3	85.6	87.5	91.7	93.7	95.4	96.3	96.6	97.5	98.0	98.1	98.3	98.4	98.4	98.4
≥ 700	72.3	83.4	85.7	87.6	91.9	93.9	95.6	96.6	96.9	97.8	98.4	98.6	98.7	98.8	98.8	98.9
≥ 600	72.3	83.5	85.8	87.8	92.1	94.1	95.8	96.8	97.1	98.0	98.7	98.8	99.0	99.1	99.1	99.2
≥ 500	72.3	83.5	85.9	87.8	92.1	94.1	95.9	97.0	97.3	98.3	99.2	99.4	99.6	99.7	99.7	99.8
≥ 400	72.3	83.6	85.9	87.8	92.1	94.1	95.9	97.0	97.3	98.4	99.4	99.5	99.7	99.8	99.8	99.9
≥ 300	72.3	83.6	85.9	87.8	92.1	94.1	95.9	97.0	97.3	98.4	99.4	99.6	99.8	99.9	99.9	100.0
≥ 200	72.3	83.6	85.9	87.8	92.1	94.1	95.9	97.0	97.3	98.4	99.4	99.6	99.8	99.9	99.9	100.0
≥ 100	72.3	83.6	85.9	87.8	92.1	94.1	95.9	97.0	97.3	98.4	99.4	99.6	99.8	99.9	99.9	100.0
≥ 0	72.3	83.6	85.9	87.8	92.1	94.1	95.9	97.0	97.3	98.4	99.4	99.6	99.8	99.9	99.9	100.0

TOTAL NUMBER OF OBSERVATIONS 2629

USAF ETAC FORM NO. 0-14-5 (OL A) PREVIOUS EDITIONS OF THIS FORM ARE OBSOLETE

GLOBAL CLIMATOLOGY BRANCH
USAFETAC
AIR WEATHER SERVICE/MAC

CEILING VERSUS VISIBILITY

702615 (STATION) FT WAINWRIGHT AAF AK (STATION NAME) 77.79-82 (YEARS) DEC (MONTH)

PERCENTAGE FREQUENCY OF OCCURRENCE
(FROM HOURLY OBSERVATIONS)

0300-0500 (HOURS)

CEILING FEET	VISIBILITY STATUTE MILES														
	≥10	≥6	≥5	≥4	≥3	≥2½	≥2	≥1¾	≥1¼	≥1	≥¾	≥½	≥5/16	≥¼	0
NO CEILING	20.0	31.3	33.9	34.8	37.4	39.1	40.0	41.7	41.7	44.3	45.2	45.2	45.2	45.2	46.1	46.1
≥ 20000	21.7	33.0	35.7	36.5	39.1	40.9	41.7	43.5	43.5	46.1	47.0	47.0	47.0	47.0	47.8	47.8
≥ 18000	21.7	33.0	35.7	36.5	39.1	40.9	41.7	43.5	43.5	46.1	47.0	47.0	47.0	47.0	47.8	47.8
≥ 16000	21.7	33.9	36.5	37.4	40.0	41.7	42.6	44.3	44.3	47.0	47.8	47.8	47.8	47.8	48.7	48.7
≥ 14000	22.6	34.8	37.4	38.3	40.9	42.6	43.5	45.2	45.2	47.8	48.7	48.7	48.7	48.7	49.6	49.6
≥ 12000	24.3	36.5	39.1	40.0	42.6	44.3	45.2	47.0	47.0	49.6	50.4	50.4	50.4	50.4	51.3	51.3
≥ 10000	26.1	40.0	42.6	43.5	46.1	47.8	48.7	50.4	50.4	53.0	53.9	53.9	53.9	53.9	54.8	54.8
≥ 9000	26.1	40.0	42.6	44.3	47.0	48.7	49.6	51.3	51.3	53.9	54.8	54.8	54.8	54.8	55.7	55.7
≥ 8000	29.6	43.5	47.0	48.7	51.3	53.0	53.9	55.7	55.7	58.3	59.1	59.1	59.1	59.1	60.0	60.0
≥ 7000	34.8	49.6	53.0	54.8	57.4	59.1	60.0	61.7	61.7	64.3	65.2	65.2	65.2	65.2	66.1	66.1
≥ 6000	36.5	51.3	54.8	56.5	59.1	60.9	61.7	63.5	63.5	66.1	67.0	67.0	67.0	67.0	67.8	67.8
≥ 5000	39.1	54.8	58.3	60.0	62.6	64.3	65.2	67.0	67.0	69.6	70.4	70.4	70.4	70.4	71.3	71.3
≥ 4500	39.1	54.8	58.3	60.9	63.5	65.2	66.1	67.8	67.8	70.4	71.3	71.3	71.3	71.3	72.2	72.2
≥ 4000	41.7	58.3	62.6	65.2	68.7	70.4	71.3	73.0	73.0	75.7	76.5	76.5	76.5	76.5	77.4	77.4
≥ 3500	42.6	60.0	64.3	67.0	71.3	73.9	74.8	76.5	76.5	79.1	80.0	80.0	80.0	80.0	80.9	80.9
≥ 3000	43.5	62.6	67.0	69.6	73.9	76.5	77.4	79.1	79.1	81.7	83.5	83.5	83.5	83.5	84.3	84.3
≥ 2500	45.2	65.2	69.6	72.2	76.5	79.1	80.0	81.7	81.7	84.3	86.1	86.1	86.1	86.1	87.0	87.0
≥ 2000	47.0	68.7	73.9	76.5	80.9	83.5	84.3	86.1	86.1	88.7	90.4	90.4	90.4	90.4	91.3	91.3
≥ 1800	47.0	68.7	73.9	76.5	80.9	83.5	84.3	86.1	86.1	88.7	90.4	90.4	90.4	90.4	91.3	91.3
≥ 1500	47.3	69.6	74.8	77.4	81.7	84.3	86.1	87.8	87.8	90.4	92.2	92.2	92.2	92.2	93.0	93.0
≥ 1200	47.0	71.3	76.5	79.1	83.5	86.1	88.7	90.4	90.4	93.0	94.8	94.8	94.8	94.8	95.7	95.7
≥ 1000	47.0	71.3	76.5	79.1	83.5	86.1	88.7	91.3	91.3	93.9	96.5	96.5	96.5	96.5	97.4	97.4
≥ 900	47.0	71.3	76.5	79.1	83.5	86.1	88.7	91.3	91.3	93.9	96.5	96.5	96.5	96.5	97.4	97.4
≥ 800	47.0	71.3	76.5	79.1	83.5	86.1	88.7	91.3	91.3	93.9	96.5	96.5	96.5	96.5	97.4	97.4
≥ 700	47.0	71.3	76.5	79.1	83.5	86.1	88.7	91.3	91.3	93.9	96.5	96.5	96.5	96.5	97.4	97.4
≥ 600	47.0	71.3	76.5	79.1	83.5	86.1	88.7	91.3	91.3	93.9	96.5	96.5	96.5	96.5	97.4	97.4
≥ 500	47.0	71.3	77.4	80.0	84.3	87.0	89.6	92.2	92.2	94.8	97.4	97.4	97.4	97.4	98.3	98.3
≥ 400	47.0	71.3	77.4	80.0	84.3	87.0	89.6	92.2	92.2	95.7	98.3	98.3	98.3	98.3	99.1	99.1
≥ 300	47.0	71.3	77.4	80.0	84.3	87.0	89.6	92.2	92.2	95.7	98.3	98.3	98.3	98.3	99.1	99.1
≥ 200	47.0	71.3	77.4	80.0	84.3	87.0	89.6	92.2	92.2	95.7	98.3	98.3	98.3	98.3	99.1	100.0
≥ 100	47.0	71.3	77.4	80.0	84.3	87.0	89.6	92.2	92.2	95.7	98.3	98.3	98.3	98.3	99.1	100.0
≥ 0	47.0	71.3	77.4	80.0	84.3	87.0	89.6	92.2	92.2	95.7	98.3	98.3	98.3	98.3	99.1	100.0

TOTAL NUMBER OF OBSERVATIONS 115

USAF ETAC FORM 0-14-5 (OL A) PREVIOUS EDITIONS OF THIS FORM ARE OBSOLETE

GLOBAL CLIMATOLOGY BRANCH
USAFETAC
AIR WEATHER SERVICE/MAC

CEILING VERSUS VISIBILITY

7026 15 (STATION) FT WAINWRIGHT AAF AK (STATION NAME) 77-82 (YEARS) DEC (MONTH)

PERCENTAGE FREQUENCY OF OCCURRENCE
(FROM HOURLY OBSERVATIONS)

0600-0800 (HOURS LST)

CEILING FEET	VISIBILITY STATUTE MILES															
	≥10	≥6	≥5	≥4	≥3	≥2½	≥2	≥1¾	≥1½	≥1	≥¾	≥½	≥⅜	≥5/16	≥¼	0
NO CEILING	22.6	36.3	38.2	40.2	44.8	45.4	47.6	48.2	48.4	50.4	51.4	51.4	52.0	52.0	52.8	53.0
≥ 20000	23.4	37.0	39.2	41.2	45.8	46.4	48.6	49.2	49.4	51.4	52.4	52.4	53.0	53.2	54.0	54.2
≥ 18000	24.8	38.8	41.0	43.0	47.8	48.4	50.6	51.2	51.4	53.4	54.4	54.4	55.0	55.2	56.0	56.2
≥ 16000	24.8	39.2	41.4	43.4	48.2	48.8	51.0	51.6	51.8	53.8	54.8	54.8	55.4	55.6	56.4	56.6
≥ 14000	25.0	40.0	42.2	44.2	49.0	49.6	51.8	52.4	52.6	54.6	55.6	55.6	56.2	56.4	57.2	57.4
≥ 12000	26.8	41.8	44.0	46.0	50.8	51.4	53.6	54.2	54.4	56.4	57.4	57.4	58.0	58.2	59.0	59.2
≥ 10000	29.6	45.4	47.6	49.6	54.4	55.0	57.2	57.8	58.0	60.0	61.0	61.0	61.6	61.8	62.6	62.8
≥ 9000	30.2	46.2	48.4	50.4	55.6	56.2	58.4	59.0	59.2	61.2	62.2	62.2	62.8	63.0	63.8	64.0
≥ 8000	34.6	51.8	54.0	56.0	61.2	62.0	64.2	64.8	65.0	67.0	68.0	68.0	68.6	68.8	69.6	69.8
≥ 7000	36.8	54.8	57.0	59.0	64.2	65.0	67.2	67.8	68.0	70.0	71.0	71.0	71.6	71.8	72.6	72.8
≥ 6000	36.8	54.8	57.0	59.0	64.2	65.0	67.2	67.8	68.0	70.0	71.0	71.0	71.6	71.8	72.6	72.8
≥ 5000	38.4	57.0	59.2	61.2	66.4	67.4	69.6	70.2	70.4	72.4	73.4	73.4	74.0	74.2	75.0	75.2
≥ 4500	38.4	57.0	59.2	61.2	66.4	67.4	69.6	70.2	70.4	72.4	73.4	73.4	74.0	74.2	75.0	75.2
≥ 4000	40.2	59.6	62.2	64.6	70.0	71.0	73.2	73.8	74.0	76.0	77.0	77.0	77.6	77.8	78.6	78.8
≥ 3500	41.4	61.2	64.2	66.8	72.4	73.6	75.8	76.4	76.6	78.6	79.6	79.6	80.2	80.4	81.2	81.4
≥ 3000	43.8	64.4	68.0	70.6	76.8	78.0	80.2	80.8	81.0	83.0	84.0	84.0	84.6	84.8	85.6	85.8
≥ 2500	44.8	66.6	70.8	73.8	80.2	81.6	83.8	84.4	84.6	86.6	87.6	87.6	88.2	88.4	89.2	89.4
≥ 2000	45.6	68.6	73.0	76.0	82.4	84.2	86.4	87.2	87.4	89.4	90.4	90.4	91.0	91.2	92.0	92.2
≥ 1800	45.6	68.6	73.0	76.0	82.6	84.4	86.6	87.4	87.6	89.6	90.6	90.6	91.2	91.4	92.2	92.4
≥ 1500	46.2	69.4	73.8	76.8	83.4	85.2	87.4	88.4	88.6	90.6	91.8	91.8	92.4	92.6	93.4	93.6
≥ 1200	46.6	70.8	75.6	78.6	85.4	87.2	89.4	90.4	90.6	93.0	94.2	94.2	94.8	95.0	95.8	96.0
≥ 1000	46.6	70.8	75.6	78.6	85.6	87.4	89.6	91.0	91.2	93.6	94.8	94.8	95.4	95.6	96.4	96.6
≥ 900	46.6	70.8	75.6	78.6	85.6	87.4	89.6	91.0	91.2	93.6	94.8	94.8	95.4	95.6	96.4	96.6
≥ 800	46.8	71.6	76.4	79.4	86.4	88.2	90.4	91.8	92.0	94.4	95.6	95.6	96.2	96.4	97.2	97.4
≥ 700	46.8	71.6	76.4	79.4	86.4	88.2	90.4	91.8	92.0	94.4	95.6	95.8	96.4	96.6	97.4	97.6
≥ 600	46.8	71.6	76.4	79.4	86.4	88.2	90.6	92.2	92.4	94.8	96.0	96.2	96.8	97.0	97.8	98.0
≥ 500	46.8	71.6	77.0	80.0	87.0	88.8	91.2	92.8	93.0	95.4	96.8	97.0	97.6	97.8	98.6	98.8
≥ 400	46.8	71.6	77.0	80.0	87.0	88.8	91.2	92.8	93.0	95.8	97.2	97.4	98.4	98.6	99.4	99.6
≥ 300	46.8	71.6	77.0	80.0	87.0	88.8	91.2	92.8	93.0	95.8	97.2	97.4	98.4	98.6	99.4	99.6
≥ 200	46.8	71.6	77.0	80.0	87.0	88.8	91.2	92.8	93.0	95.8	97.2	97.4	98.4	98.8	99.6	100.0
≥ 100	46.8	71.6	77.0	80.0	87.0	88.8	91.2	92.8	93.0	95.8	97.2	97.4	98.4	98.8	99.6	100.0
≥ 0	46.8	71.6	77.0	80.0	87.0	88.8	91.2	92.8	93.0	95.8	97.2	97.4	98.4	98.8	99.6	100.0

TOTAL NUMBER OF OBSERVATIONS 500

USAF ETAC FORM NO. 0-14-5 (OL A) PREVIOUS EDITIONS OF THIS FORM ARE OBSOLETE

GLOBAL CLIMATOLOGY BRANCH
USAFETAC
AIR WEATHER SERVICE/MAC

CEILING VERSUS VISIBILITY

702615 (STATION) FT WAINWRIGHT AAF AK (STATION NAME) 77-82 (YEARS) DEC (MONTH)

PERCENTAGE FREQUENCY OF OCCURRENCE
(FROM HOURLY OBSERVATIONS)

0900-1100 (HOUR)

CEILING FEET	VISIBILITY STATUTE MILES															
	≥10	≥6	≥5	≥4	≥3	≥2½	≥2	≥1½	≥1¼	≥1	≥¾	≥½	≥¼	≥5/16	≥0	0
NO CEILING	23.4	30.1	31.3	32.9	33.9	34.3	35.1	36.1	36.3	36.5	38.7	38.7	40.9	41.5	42.5	43.1
≥ 20000	26.3	33.7	35.1	36.7	37.7	38.1	38.9	39.9	40.1	42.3	42.9	42.9	45.1	45.7	46.9	47.7
≥ 18000	28.1	35.9	37.3	38.9	39.9	40.3	41.1	42.1	42.3	44.5	45.1	45.1	47.3	47.9	49.1	49.9
≥ 16000	29.3	37.5	38.9	40.5	41.5	41.9	42.7	43.7	43.9	46.5	47.1	47.1	49.3	49.9	51.1	51.9
≥ 14000	31.3	39.7	41.1	42.7	43.7	44.1	44.9	45.9	46.1	48.7	49.3	49.3	51.5	52.1	53.3	54.1
≥ 12000	33.9	42.3	43.7	45.3	46.3	46.7	47.5	48.5	48.7	51.3	51.9	51.9	54.1	54.7	55.9	56.7
≥ 10000	36.7	45.3	46.7	48.3	49.7	50.1	50.9	51.9	52.1	54.9	55.7	55.7	57.9	58.5	59.7	60.5
≥ 9000	38.7	47.7	49.1	50.7	52.1	52.5	53.3	54.3	54.5	57.3	58.1	58.1	60.3	60.9	62.1	62.9
≥ 8000	48.5	58.5	59.9	61.5	62.9	63.7	64.7	65.7	65.9	68.7	69.5	69.5	71.7	72.3	73.7	74.5
≥ 7000	50.7	61.5	63.1	64.7	66.1	66.9	67.9	68.9	69.1	71.9	72.7	72.7	74.9	75.4	76.8	77.6
≥ 6000	51.7	62.5	64.1	65.7	67.3	68.1	69.1	70.1	70.3	73.1	73.9	73.9	76.0	76.6	78.0	78.8
≥ 5000	52.7	63.7	65.7	67.3	68.9	69.7	70.7	71.7	71.9	74.7	75.4	75.4	77.6	78.2	79.6	80.4
≥ 4500	53.1	64.1	66.1	67.7	69.5	70.3	71.3	72.3	72.5	75.2	76.0	76.0	78.2	78.8	80.2	81.0
≥ 4000	55.5	67.3	70.5	72.1	74.1	74.9	75.8	76.8	77.0	79.8	80.6	80.6	82.8	83.4	84.8	85.6
≥ 3500	55.7	68.1	71.3	72.9	75.6	76.4	77.4	78.4	78.6	81.4	82.2	82.2	84.4	85.0	86.4	87.2
≥ 3000	57.5	70.5	73.7	75.8	80.2	81.0	82.2	83.6	83.8	86.6	87.4	87.4	89.6	90.2	91.6	92.4
≥ 2500	57.7	70.7	73.9	76.2	80.6	81.4	82.8	84.2	84.4	87.2	88.0	88.0	90.2	90.8	92.2	93.0
≥ 2000	58.1	71.5	74.9	77.2	81.8	82.6	84.4	85.8	86.2	89.0	89.8	89.8	92.0	92.6	94.0	94.8
≥ 1800	58.1	71.5	74.9	77.4	82.0	82.8	84.6	86.0	86.4	89.2	90.0	90.0	92.2	92.8	94.2	95.0
≥ 1500	58.9	72.7	76.0	79.0	84.0	85.2	87.2	88.6	89.0	91.8	92.6	92.6	94.8	95.4	96.8	97.6
≥ 1200	58.9	72.7	76.0	79.2	84.2	85.4	87.4	89.0	89.4	92.2	93.0	93.0	95.2	95.8	97.2	98.0
≥ 1000	58.9	72.7	76.0	79.2	84.4	85.8	88.2	89.8	90.2	93.0	93.8	93.8	96.0	96.6	98.0	98.8
≥ 900	58.9	72.7	76.0	79.2	84.4	85.8	88.2	89.8	90.2	93.0	93.8	93.8	96.0	96.6	98.0	98.8
≥ 800	58.9	72.9	76.2	79.4	84.6	86.0	88.6	90.2	90.6	93.4	94.2	94.2	96.4	97.0	98.4	99.2
≥ 700	58.9	72.9	76.2	79.4	84.6	86.0	88.6	90.2	90.6	93.4	94.2	94.2	96.4	97.0	98.4	99.2
≥ 600	58.9	72.9	76.2	79.4	84.6	86.0	88.8	90.4	90.8	93.6	94.4	94.4	96.6	97.2	98.6	99.4
≥ 500	58.9	72.9	76.2	79.4	84.6	86.0	88.8	90.4	90.8	93.6	94.6	94.6	96.8	97.4	98.8	99.6
≥ 400	58.9	72.9	76.2	79.4	84.6	86.0	88.8	90.4	90.8	93.6	94.6	94.6	97.0	97.6	99.0	99.8
≥ 300	58.9	72.9	76.2	79.4	84.6	86.0	88.8	90.4	90.8	93.6	94.6	94.6	97.0	97.6	99.0	100.0
≥ 200	58.9	72.9	76.2	79.4	84.6	86.0	88.8	90.4	90.8	93.6	94.6	94.6	97.0	97.6	99.0	100.0
≥ 100	58.9	72.9	76.2	79.4	84.6	86.0	88.8	90.4	90.8	93.6	94.6	94.6	97.0	97.6	99.0	100.0
≥ 0	58.9	72.9	76.2	79.4	84.6	86.0	88.8	90.4	90.8	93.6	94.6	94.6	97.0	97.6	99.0	100.0

TOTAL NUMBER OF OBSERVATIONS 501

USAF ETAC FORM 0-14-5 (OL A) PREVIOUS EDITIONS OF THIS FORM ARE OBSOLETE

GLOBAL CLIMATOLOGY BRANCH
USAFETAC
AIR WEATHER SERVICE/MAC

CEILING VERSUS VISIBILITY

702615 (STATION) FT WAINWRIGHT AAF AK (STATION NAME) 77-82 (YEARS) DEC (MONTH)

PERCENTAGE FREQUENCY OF OCCURRENCE
(FROM HOURLY OBSERVATIONS)

1200-1800 (HOURS LST)

CEILING FEET	VISIBILITY STATUTE MILES															
	≥10	≥6	≥5	≥4	≥3	≥2½	≥2	≥1½	≥1¼	≥1	≥¾	≥½	≥¼	≥5/16	≥0	0
NO CEILING	26.7	31.3	33.3	33.9	36.3	36.5	37.8	39.0	39.2	40.8	41.2	41.8	45.4	45.6	46.2	46.4
≥ 20000	29.7	35.1	37.3	38.8	40.8	41.0	42.6	44.0	44.2	45.8	46.4	47.0	51.2	51.4	52.0	52.2
≥ 18000	31.7	37.1	39.4	40.4	42.8	43.0	44.6	46.0	46.2	47.8	48.4	49.0	53.2	53.4	54.0	54.2
≥ 16000	33.5	39.0	41.2	42.2	44.6	44.8	46.4	47.8	48.0	49.6	50.2	50.8	55.2	55.4	56.0	56.4
≥ 14000	34.9	40.4	42.6	43.6	46.0	46.2	47.8	49.2	49.4	51.0	51.6	52.2	56.6	56.8	57.4	57.8
≥ 12000	37.3	43.0	45.2	46.2	48.6	48.8	50.4	51.8	52.0	53.6	54.2	54.8	59.2	59.4	60.0	60.4
≥ 10000	40.2	46.2	48.4	49.4	52.0	52.2	53.8	55.2	55.4	57.0	57.6	58.2	62.7	62.9	63.5	63.9
≥ 9000	44.0	50.0	52.2	53.2	55.8	56.0	57.6	59.0	59.2	60.8	61.4	62.0	66.5	66.7	67.3	67.7
≥ 8000	51.0	57.6	59.8	60.8	64.1	64.7	66.7	68.3	68.5	70.1	70.7	71.3	75.7	75.9	76.5	76.9
≥ 7000	54.0	61.2	63.7	64.7	67.9	68.5	70.5	72.1	72.3	73.9	74.5	75.1	79.5	79.7	80.3	80.7
≥ 6000	55.2	62.4	64.9	65.9	69.1	69.7	71.7	73.3	73.5	75.1	75.7	76.3	80.7	80.9	81.5	81.9
≥ 5000	57.0	64.7	67.3	68.3	71.5	72.1	74.1	75.7	75.9	77.5	78.1	78.7	83.1	83.3	83.9	84.3
≥ 4500	57.2	64.9	67.5	68.5	71.7	72.3	74.3	75.9	76.1	77.7	78.3	78.9	83.3	83.5	84.1	84.5
≥ 4000	59.0	67.1	69.7	70.7	73.9	74.7	77.1	78.7	78.9	80.5	81.1	81.7	86.1	86.3	86.9	87.3
≥ 3500	59.6	67.7	70.3	71.7	75.3	76.1	78.7	80.3	80.5	82.1	82.7	83.3	87.8	88.0	88.6	89.0
≥ 3000	59.8	68.5	71.5	73.5	78.3	79.3	82.1	83.9	84.1	85.7	86.3	86.9	91.4	91.6	92.2	92.6
≥ 2500	59.8	68.7	71.9	73.9	78.7	79.7	82.5	84.3	84.5	86.1	86.7	87.3	91.8	92.0	92.6	93.0
≥ 2000	59.8	68.9	72.3	74.7	80.1	81.7	84.5	86.7	86.9	88.8	89.8	90.6	95.0	95.2	95.8	96.2
≥ 1800	59.8	68.9	72.5	74.9	80.3	82.1	84.9	87.1	87.3	89.2	90.2	91.0	95.4	95.6	96.2	96.6
≥ 1500	59.8	69.3	72.9	75.3	80.7	82.5	85.7	88.2	88.4	90.4	91.4	92.2	96.6	96.8	97.4	97.8
≥ 1200	60.4	69.9	73.5	75.9	81.3	83.1	86.3	88.8	89.0	91.0	92.0	92.8	97.2	97.4	98.0	98.4
≥ 1000	60.4	69.9	73.5	75.9	81.5	83.5	87.1	89.8	90.0	92.0	93.0	93.8	98.2	98.4	99.0	99.4
≥ 900	60.4	69.9	73.5	75.9	81.5	83.5	87.1	89.8	90.0	92.0	93.0	93.8	98.2	98.4	99.0	99.4
≥ 800	60.6	70.1	73.7	76.1	81.7	83.7	87.3	90.0	90.2	92.2	93.2	94.0	98.4	98.6	99.2	99.6
≥ 700	60.6	70.1	73.7	76.1	81.7	83.7	87.3	90.0	90.2	92.2	93.2	94.0	98.4	98.6	99.2	99.6
≥ 600	60.6	70.1	73.7	76.1	81.7	83.7	87.3	90.0	90.2	92.2	93.2	94.0	98.4	98.6	99.2	99.6
≥ 500	60.6	70.1	73.7	76.1	81.7	83.7	87.3	90.2	90.4	92.4	93.4	94.2	98.6	98.8	99.4	99.8
≥ 400	60.6	70.1	73.7	76.1	81.7	83.7	87.3	90.2	90.4	92.4	93.6	94.4	98.8	99.0	99.6	100.0
≥ 300	60.6	70.1	73.7	76.1	81.7	83.7	87.3	90.2	90.4	92.4	93.6	94.4	98.8	99.0	99.6	100.0
≥ 200	60.6	70.1	73.7	76.1	81.7	83.7	87.3	90.2	90.4	92.4	93.6	94.4	98.8	99.0	99.6	100.0
≥ 100	60.6	70.1	73.7	76.1	81.7	83.7	87.3	90.2	90.4	92.4	93.6	94.4	98.8	99.0	99.6	100.0
≥ 0	60.6	70.1	73.7	76.1	81.7	83.7	87.3	90.2	90.4	92.4	93.6	94.4	98.8	99.0	99.6	100.0

TOTAL NUMBER OF OBSERVATIONS 828

USAF ETAC FORM JUL 64 0-14-5 (OL A) PREVIOUS EDITIONS OF THIS FORM ARE OBSOLETE

GLOBAL CLIMATOLOGY BRANCH
USAFETAC
AIR WEATHER SERVICE/MAC

CEILING VERSUS VISIBILITY

7C2615 (STATION) FT WAINWRIGHT AAF AK (STATION NAME) 77-82 (YEARS) DEC

PERCENTAGE FREQUENCY OF OCCURRENCE
(FROM HOURLY OBSERVATIONS)

1500-1700 (LOCAL)

CEILING FEET	VISIBILITY STATUTE MILES															
	≥10	≥6	≥5	≥4	≥3	≥2½	≥2	≥1¾	≥1½	≥1¼	≥1	≥¾	≥5/8	≥½	≥¼	0
NO CEILING	22.1	29.4	30.8	32.5	35.1	35.9	36.5	37.3	37.3	38.3	39.1	39.6	43.2	43.8	44.6	45.2
≥ 20000	25.4	32.7	34.1	35.7	38.5	39.4	40.2	41.0	41.0	42.0	43.2	43.6	47.3	47.9	48.7	49.3
≥ 18000	26.6	33.9	35.3	36.9	39.8	40.6	41.4	42.2	42.2	43.2	44.4	45.2	48.9	49.5	50.3	50.9
≥ 16000	27.0	34.3	35.7	37.3	40.2	41.0	41.8	42.6	42.6	43.6	44.8	45.6	49.3	49.9	50.7	51.7
≥ 14000	27.6	35.1	36.5	38.3	41.2	42.0	42.8	43.6	43.6	44.6	45.8	46.7	50.3	50.9	51.7	52.7
≥ 12000	28.8	36.3	37.7	39.6	42.4	43.2	44.0	44.8	44.8	45.8	47.1	47.9	51.5	52.1	52.9	54.0
≥ 10000	33.3	41.4	42.8	44.8	47.9	48.7	49.5	50.3	50.3	51.3	52.5	53.3	57.0	57.6	58.4	59.4
≥ 9000	35.1	43.2	44.6	46.9	49.9	50.7	51.5	52.3	52.3	53.3	54.6	55.4	59.0	59.6	60.4	61.5
≥ 8000	41.6	51.1	52.5	54.8	58.4	59.2	60.0	61.1	61.1	62.1	63.3	64.1	67.7	68.4	69.2	70.2
≥ 7000	45.6	55.6	57.4	59.6	63.5	64.3	65.1	66.1	66.1	67.1	68.4	69.2	72.8	73.4	74.4	75.5
≥ 6000	46.0	56.2	58.0	60.2	64.1	64.9	65.7	66.7	66.7	67.7	69.0	69.8	73.4	74.0	75.1	76.1
≥ 5000	47.5	58.0	60.0	62.3	66.1	66.9	67.7	68.8	68.8	69.8	71.0	71.8	75.5	76.1	77.1	78.1
≥ 4500	48.1	58.6	60.6	62.9	66.7	67.5	68.4	69.4	69.4	70.4	71.6	72.4	76.1	76.7	77.7	78.7
≥ 4000	48.9	60.0	62.3	64.7	69.0	70.0	70.8	71.8	71.8	72.8	74.0	74.8	78.5	79.1	80.1	81.1
≥ 3500	49.1	60.9	63.3	65.9	70.6	71.6	72.6	73.6	73.6	74.6	75.9	76.7	80.3	80.9	81.9	83.0
≥ 3000	50.9	63.3	66.1	69.8	76.1	77.5	79.3	80.5	80.5	81.5	82.8	83.6	87.2	87.8	88.9	89.9
≥ 2500	50.9	63.5	66.5	70.2	77.1	78.7	80.5	81.7	81.7	83.2	84.4	85.2	88.8	89.5	90.5	91.5
≥ 2000	51.3	64.3	67.3	71.0	78.9	81.1	83.4	84.6	84.8	86.2	87.4	88.2	91.9	92.5	93.5	94.5
≥ 1800	51.3	64.3	67.3	71.0	78.9	81.5	83.8	85.0	85.2	86.6	87.8	88.6	92.3	92.9	93.9	94.9
≥ 1500	51.3	64.3	67.3	71.0	79.1	81.7	84.0	85.4	85.6	88.2	89.5	90.3	93.9	94.5	95.5	96.6
≥ 1200	51.7	64.7	67.7	71.4	79.5	82.4	84.8	86.2	86.4	89.0	90.3	91.1	94.7	95.3	96.3	97.4
≥ 1000	51.7	64.7	67.7	71.4	79.7	82.6	85.2	86.6	86.8	89.7	91.1	91.9	95.5	96.1	97.2	98.2
≥ 900	51.7	64.7	67.7	71.4	79.7	82.6	85.2	86.6	86.8	89.7	91.1	91.9	95.5	96.1	97.2	98.2
≥ 800	51.7	64.7	67.7	71.4	79.7	82.6	85.2	86.6	86.8	89.7	91.1	91.9	95.5	96.1	97.2	98.2
≥ 700	51.7	64.7	67.7	71.6	80.1	83.0	85.6	87.0	87.2	90.3	91.7	92.5	96.1	96.8	97.8	98.8
≥ 600	51.7	64.7	67.7	71.6	80.1	83.0	85.6	87.0	87.2	90.3	91.7	92.5	96.3	97.0	98.0	99.0
≥ 500	51.7	64.7	67.7	71.6	80.1	83.0	85.6	87.2	87.4	90.5	92.3	93.1	97.0	97.6	98.6	99.6
≥ 400	51.7	64.7	67.7	71.6	80.1	83.0	85.6	87.2	87.4	90.5	92.3	93.1	97.0	97.6	98.6	99.6
≥ 300	51.7	64.7	67.7	71.6	80.1	83.0	85.6	87.2	87.4	90.5	92.3	93.5	97.4	98.0	99.0	100.0
≥ 200	51.7	64.7	67.7	71.6	80.1	83.0	85.6	87.2	87.4	90.5	92.3	93.5	97.4	98.0	99.0	100.0
≥ 100	51.7	64.7	67.7	71.6	80.1	83.0	85.6	87.2	87.4	90.5	92.3	93.5	97.4	98.0	99.0	100.0
≥ 0	51.7	64.7	67.7	71.6	80.1	83.0	85.6	87.2	87.4	90.5	92.3	93.5	97.4	98.0	99.0	100.0

TOTAL NUMBER OF OBSERVATIONS 893

USAF ETAC FORM NO. 0-14-5 (OL A) PREVIOUS EDITIONS OF THIS FORM ARE OBSOLETE

GLOBAL CLIMATOLOGY BRANCH
USAFETAC
AIR WEATHER SERVICE/MAC

CEILING VERSUS VISIBILITY

702615 (STATION) FT WAINWRIGHT AAF AK (STATION NAME) 77-82 (YEARS) DEC (MONTH)

PERCENTAGE FREQUENCY OF OCCURRENCE
(FROM HOURLY OBSERVATIONS)

1800-2000 (HOUR)

CEILING FEET	VISIBILITY STATUTE MILES														
	≥10	≥6	≥5	≥4	≥3	≥2½	≥2	≥1½	≥1¼	≥1	≥¾	≥½	≥¼	≥5/16	≥0
NO CEILING	21.4	28.6	31.0	31.0	35.8	36.3	36.8	38.7	38.7	41.3	41.3	41.6	44.5	44.7	45.4	45.4
≥ 20000	23.8	31.7	34.1	34.1	38.9	39.4	39.9	41.8	41.8	44.5	44.5	44.7	47.6	47.8	48.6	48.6
≥ 18000	25.5	33.4	35.8	35.8	40.6	41.1	41.6	43.5	43.5	46.2	46.2	46.6	49.5	49.8	50.5	50.5
≥ 16000	25.7	33.7	36.1	36.1	40.9	41.3	41.8	43.8	43.8	46.4	46.4	46.9	49.8	50.0	50.7	50.7
≥ 14000	26.0	34.6	37.0	37.0	41.8	42.3	42.8	44.7	44.7	47.4	47.4	47.8	51.0	51.2	51.9	51.9
≥ 12000	27.4	36.1	38.5	38.5	43.3	43.8	44.2	46.2	46.2	48.8	48.8	49.3	52.4	52.6	53.4	53.4
≥ 10000	31.0	39.7	42.1	42.1	47.6	48.1	48.8	50.7	50.7	53.4	53.4	54.1	57.2	57.5	58.2	58.2
≥ 9000	31.7	40.4	42.8	42.8	48.3	48.8	49.5	51.4	51.4	54.1	54.1	54.8	57.9	58.2	58.9	58.9
≥ 8000	35.1	46.4	48.8	48.8	54.6	55.3	56.0	57.9	57.9	60.6	60.6	61.3	64.4	64.7	65.4	65.4
≥ 7000	37.3	48.8	51.2	51.2	57.0	57.7	58.4	60.3	60.3	63.0	63.0	63.7	66.8	67.1	68.3	68.3
≥ 6000	37.3	48.8	51.2	51.2	57.0	57.7	58.4	60.3	60.3	63.0	63.0	63.7	66.8	67.1	68.3	68.3
≥ 5000	38.7	50.2	52.6	52.6	58.4	59.1	59.9	61.8	61.8	64.4	64.4	65.1	68.3	68.5	69.7	69.7
≥ 4500	38.9	50.5	52.9	52.9	58.7	59.4	60.1	62.0	62.0	64.7	64.7	65.4	68.5	68.8	70.0	70.0
≥ 4000	41.6	53.4	56.3	56.5	62.7	63.5	64.2	66.1	66.1	68.8	68.8	69.5	72.6	72.8	74.0	74.0
≥ 3500	43.1	56.5	59.6	59.9	66.1	67.1	67.8	69.7	69.7	72.4	72.4	73.1	76.2	76.4	77.6	77.6
≥ 3000	44.2	60.3	64.4	65.4	72.4	74.3	75.2	77.2	77.2	80.0	80.0	80.8	83.9	84.1	85.3	85.3
≥ 2500	44.7	61.3	65.9	67.1	75.2	77.2	78.1	80.0	80.0	82.9	82.9	83.7	86.8	87.0	88.2	88.2
≥ 2000	45.9	63.2	69.0	70.9	79.1	81.3	82.9	85.1	85.1	88.5	88.5	89.2	92.3	92.5	93.8	93.8
≥ 1800	45.9	63.7	69.5	71.4	79.6	81.7	83.4	85.6	85.6	88.9	88.9	89.7	92.8	93.0	94.2	94.2
≥ 1500	46.2	63.9	69.7	71.9	80.3	82.5	84.1	86.5	86.5	90.9	90.9	91.6	94.7	95.0	96.2	96.2
≥ 1200	46.2	63.9	69.7	71.9	80.3	82.7	84.4	86.8	86.8	91.1	91.1	91.8	95.0	95.2	96.4	96.4
≥ 1000	46.2	64.4	70.2	72.4	80.8	83.4	86.1	88.5	88.5	93.5	93.8	94.5	97.6	97.8	99.0	99.0
≥ 900	46.2	64.4	70.2	72.4	80.8	83.4	86.1	88.5	88.5	93.5	93.8	94.5	97.6	97.8	99.0	99.0
≥ 800	46.2	64.4	70.2	72.4	80.8	83.4	86.1	88.5	88.5	93.5	93.8	94.5	97.6	97.8	99.0	99.0
≥ 700	46.2	64.4	70.2	72.4	80.8	83.4	86.1	88.5	88.5	93.5	93.8	94.5	97.6	97.8	99.0	99.0
≥ 600	46.4	64.7	70.4	72.6	81.0	83.7	86.3	88.7	88.7	93.8	94.0	94.7	97.8	98.1	99.3	99.3
≥ 500	46.4	64.7	70.4	72.6	81.0	83.7	86.3	88.7	88.7	93.8	94.0	94.7	97.8	98.1	99.3	99.3
≥ 400	46.4	64.7	70.4	72.6	81.3	83.9	86.5	88.9	89.2	94.2	94.5	95.2	98.3	98.6	99.8	99.8
≥ 300	46.4	64.7	70.4	72.6	81.3	83.9	86.5	88.9	89.2	94.2	94.5	95.2	98.3	98.6	99.8	99.8
≥ 200	46.4	64.7	70.4	72.6	81.3	83.9	86.8	89.2	89.4	94.5	94.7	95.4	98.6	98.8	100.0	100.0
≥ 100	46.4	64.7	70.4	72.6	81.3	83.9	86.8	89.2	89.4	94.5	94.7	95.4	98.6	98.8	100.0	100.0
≥ 0	46.4	64.7	70.4	72.6	81.3	83.9	86.8	89.2	89.4	94.5	94.7	95.4	98.6	98.8	100.0	100.0

TOTAL NUMBER OF OBSERVATIONS 816

GLOBAL CLIMATOLOGY BRANCH
USAFETAC
AIR WEATHER SERVICE/MAC

CEILING VERSUS VISIBILITY

702615 (STATION) FT WAINWRIGHT AAF AK (STATION NAME) 78-82 (YEARS) DEC (MONTH)

PERCENTAGE FREQUENCY OF OCCURRENCE
(FROM HOURLY OBSERVATIONS)

2100-2300 (HOUR)

CEILING FEET	VISIBILITY STATUTE MILES															
	≥10	≥6	≥5	≥4	≥3	≥2½	≥2	≥1¾	≥1½	≥1¼	≥1	≥¾	≥½	≥5/16	≥¼	≥0
NO CEILING	29.4	38.2	41.2	41.2	46.1	46.1	46.1	47.1	47.1	47.1	48.0	49.0	50.0	50.0	50.0	50.0
≥ 20000	33.3	43.1	46.1	46.1	51.0	51.0	51.0	52.0	52.0	52.0	52.9	53.9	54.9	54.9	54.9	54.9
≥ 18000	34.3	44.1	47.1	47.1	52.0	52.0	52.0	52.9	52.9	52.9	53.9	54.9	55.9	55.9	55.9	55.9
≥ 16000	34.3	44.1	47.1	47.1	52.0	52.0	52.0	52.9	52.9	52.9	53.9	54.9	55.9	55.9	55.9	55.9
≥ 14000	36.3	47.1	50.0	50.0	54.9	54.9	54.9	55.9	55.9	55.9	56.9	57.8	58.8	58.8	58.8	58.8
≥ 12000	37.3	48.0	51.0	51.0	55.9	55.9	55.9	56.9	56.9	56.9	57.8	58.8	59.8	59.8	59.8	59.8
≥ 10000	42.2	52.9	55.9	55.9	60.8	60.8	60.8	61.8	61.8	61.8	62.7	63.7	64.7	64.7	64.7	64.7
≥ 9000	42.2	52.9	55.9	55.9	60.8	60.8	60.8	61.8	61.8	61.8	62.7	63.7	64.7	64.7	64.7	64.7
≥ 8000	45.1	58.8	61.8	61.8	66.7	66.7	66.7	67.6	67.6	67.6	68.6	69.6	70.6	70.6	70.6	70.6
≥ 7000	46.1	59.8	62.7	62.7	67.6	67.6	67.6	68.6	68.6	68.6	69.6	70.6	71.6	71.6	71.6	71.6
≥ 6000	46.1	59.8	62.7	62.7	67.6	67.6	68.6	69.6	69.6	69.6	70.6	71.6	72.5	72.5	72.5	72.5
≥ 5000	46.1	59.8	62.7	62.7	67.6	67.6	68.6	69.6	69.6	69.6	70.6	71.6	72.5	72.5	72.5	72.5
≥ 4500	47.1	60.8	63.7	63.7	68.6	68.6	69.6	70.6	70.6	70.6	71.6	72.5	73.5	73.5	73.5	73.5
≥ 4000	51.0	64.7	68.6	68.6	74.5	74.5	75.5	76.5	76.5	76.5	77.5	78.4	79.4	79.4	79.4	79.4
≥ 3500	52.0	65.7	69.6	69.6	75.5	75.5	76.5	77.5	77.5	77.5	78.4	79.4	80.4	80.4	80.4	80.4
≥ 3000	54.9	70.6	74.5	75.5	81.4	82.4	83.3	84.3	84.3	84.3	85.3	86.3	87.3	87.3	87.3	87.3
≥ 2500	55.9	71.6	77.5	79.4	86.3	87.3	88.2	89.2	89.2	89.2	90.2	91.2	92.2	92.2	92.2	92.2
≥ 2000	55.9	72.5	78.4	83.3	90.2	91.2	92.2	93.1	93.1	93.1	94.1	95.1	96.1	96.1	96.1	96.1
≥ 1800	55.9	72.5	78.4	83.3	90.2	91.2	92.2	93.1	93.1	93.1	94.1	95.1	96.1	96.1	96.1	96.1
≥ 1600	55.9	72.5	79.4	84.3	91.2	92.2	93.1	94.1	94.1	94.1	95.1	96.1	97.1	97.1	97.1	97.1
≥ 1200	55.9	72.5	79.4	84.3	92.2	93.1	94.1	95.1	95.1	95.1	96.1	97.1	98.0	98.0	98.0	98.0
≥ 1000	55.9	72.5	79.4	84.3	92.2	93.1	95.1	96.1	96.1	97.1	98.0	99.0	100.0	100.0	100.0	100.0
≥ 900	55.9	72.5	79.4	84.3	92.2	93.1	95.1	96.1	96.1	97.1	98.0	99.0	100.0	100.0	100.0	100.0
≥ 800	55.9	72.5	79.4	84.3	92.2	93.1	95.1	96.1	96.1	97.1	98.0	99.0	100.0	100.0	100.0	100.0
≥ 700	55.9	72.5	79.4	84.3	92.2	93.1	95.1	96.1	96.1	97.1	98.0	99.0	100.0	100.0	100.0	100.0
≥ 600	55.9	72.5	79.4	84.3	92.2	93.1	95.1	96.1	96.1	97.1	98.0	99.0	100.0	100.0	100.0	100.0
≥ 500	55.9	72.5	79.4	84.3	92.2	93.1	95.1	96.1	96.1	97.1	98.0	99.0	100.0	100.0	100.0	100.0
≥ 400	55.9	72.5	79.4	84.3	92.2	93.1	95.1	96.1	96.1	97.1	98.0	99.0	100.0	100.0	100.0	100.0
≥ 300	55.9	72.5	79.4	84.3	92.2	93.1	95.1	96.1	96.1	97.1	98.0	99.0	100.0	100.0	100.0	100.0
≥ 200	55.9	72.5	79.4	84.3	92.2	93.1	95.1	96.1	96.1	97.1	98.0	99.0	100.0	100.0	100.0	100.0
≥ 100	55.9	72.5	79.4	84.3	92.2	93.1	95.1	96.1	96.1	97.1	98.0	99.0	100.0	100.0	100.0	100.0
≥ 0	55.9	72.5	79.4	84.3	92.2	93.1	95.1	96.1	96.1	97.1	98.0	99.0	100.0	100.0	100.0	100.0

TOTAL NUMBER OF OBSERVATIONS 102

USAF ETAC FORM NO. 0-14-5 (OL A) PREVIOUS EDITIONS OF THIS FORM ARE OBSOLETE

GLOBAL CLIMATOLOGY BRANCH
USAFETAC
AIR WEATHER SERVICE/MAC

CEILING VERSUS VISIBILITY

7[illegible]26[illegible]15 (STATION) FT WAINWRIGHT AAF AK (STATION NAME) 77-82 (YEARS) DEC (MONTH)

PERCENTAGE FREQUENCY OF OCCURRENCE
(FROM HOURLY OBSERVATIONS)

ALL (HOUR)

CEILING FEET	VISIBILITY STATUTE MILES															
	≥10	≥6	≥5	≥4	≥3	≥2½	≥2	≥1½	≥1¼	≥1	≥¾	≥½	≥¼	≥5/16	≥0	=0
NO CEILING	23.4	31.5	33.4	34.5	37.6	38.1	39.2	40.3	40.4	42.2	42.7	43.0	45.4	45.7	46.5	46.8
≥ 20000	25.9	34.4	36.4	37.6	40.8	41.3	42.4	43.6	43.7	45.5	46.2	46.5	49.0	49.4	50.2	50.5
≥ 18000	27.4	36.1	38.1	39.3	42.5	43.0	44.2	45.3	45.4	47.2	48.0	48.3	50.9	51.2	52.0	52.3
≥ 16000	28.1	37.0	39.0	40.2	43.4	43.9	45.0	46.2	46.3	48.2	48.9	49.3	51.8	52.2	53.0	53.4
≥ 14000	29.1	38.3	40.3	41.5	44.7	45.2	46.4	47.5	47.6	49.5	50.2	50.6	53.2	53.6	54.4	54.8
≥ 12000	30.9	40.2	42.2	43.4	46.6	47.1	48.3	49.4	49.5	51.4	52.2	52.5	55.1	55.5	56.3	56.7
≥ 10000	34.2	43.9	45.9	47.2	50.6	51.2	52.3	53.5	53.6	55.5	56.3	56.7	59.3	59.7	60.5	60.9
≥ 9000	35.9	45.7	47.7	49.1	52.6	53.1	54.3	55.4	55.5	57.5	58.2	58.7	61.3	61.6	62.4	62.9
≥ 8000	41.9	53.1	55.1	56.5	60.3	61.0	62.3	63.5	63.7	65.6	66.4	66.8	69.4	69.7	70.6	71.0
≥ 7000	44.7	56.5	58.6	60.0	63.8	64.6	65.9	67.1	67.2	69.1	69.9	70.3	72.9	73.3	74.2	74.7
≥ 6000	45.3	57.1	59.2	60.6	64.5	65.2	66.6	67.8	67.9	69.8	70.6	71.0	73.6	73.9	74.9	75.4
≥ 5000	46.7	58.9	61.2	62.6	66.4	67.2	68.5	69.8	69.9	71.8	72.6	73.0	75.6	75.9	76.9	77.3
≥ 4500	47.0	59.2	61.5	62.9	66.8	67.6	68.9	70.1	70.2	72.2	73.0	73.4	76.0	76.3	77.3	77.7
≥ 4000	49.0	61.7	64.5	66.1	70.3	71.2	72.6	73.8	73.9	75.8	76.6	77.0	79.6	80.0	80.9	81.4
≥ 3500	49.8	63.0	66.0	67.7	72.3	73.3	74.8	76.0	76.1	78.1	78.8	79.2	81.8	82.2	83.1	83.6
≥ 3000	51.3	65.6	69.0	71.3	77.0	78.2	80.0	81.4	81.5	83.5	84.3	84.7	87.3	87.6	88.6	89.0
≥ 2500	51.7	66.5	70.2	72.7	78.7	80.1	81.9	83.2	83.4	85.4	86.2	86.6	89.2	89.6	90.5	91.0
≥ 2000	52.3	67.7	71.8	74.6	80.9	82.6	84.7	86.2	86.4	88.6	89.4	89.9	92.5	92.8	93.8	94.2
≥ 1800	52.3	67.8	71.9	74.7	81.1	82.9	85.0	86.5	86.7	88.9	89.8	90.2	92.8	93.1	94.1	94.6
≥ 1500	52.6	68.3	72.5	75.4	81.9	83.8	86.1	87.7	87.9	90.5	91.4	91.9	94.5	94.8	95.8	96.2
≥ 1200	52.8	68.8	73.1	76.0	82.7	84.6	86.9	88.6	88.8	91.5	92.4	92.9	95.5	95.8	96.8	97.2
≥ 1000	52.8	68.9	73.1	76.1	82.9	85.0	87.7	89.5	89.7	92.6	93.6	94.1	96.6	97.0	97.9	98.4
≥ 900	52.8	68.9	73.1	76.1	82.9	85.0	87.7	89.5	89.7	92.6	93.6	94.1	96.6	97.0	97.9	98.4
≥ 800	52.9	69.1	73.4	76.3	83.1	85.2	87.9	89.8	90.0	92.8	93.9	94.3	96.9	97.3	98.2	98.7
≥ 700	52.9	69.1	73.4	76.4	83.2	85.3	88.0	89.9	90.1	93.0	94.0	94.5	97.1	97.4	98.4	98.8
≥ 600	53.0	69.2	73.4	76.4	83.2	85.3	88.1	90.0	90.2	93.1	94.1	94.6	97.3	97.6	98.6	99.0
≥ 500	53.0	69.2	73.6	76.6	83.4	85.5	88.3	90.2	90.4	93.3	94.5	95.0	97.6	98.0	98.9	99.4
≥ 400	53.0	69.2	73.6	76.6	83.4	85.5	88.3	90.3	90.5	93.5	94.7	95.2	98.0	98.3	99.3	99.7
≥ 300	53.0	69.2	73.6	76.6	83.4	85.5	88.3	90.3	90.5	93.5	94.7	95.3	98.1	98.4	99.4	99.8
≥ 200	53.0	69.2	73.6	76.6	83.4	85.5	88.3	90.3	90.6	93.6	94.8	95.4	98.1	98.5	99.4	100.0
≥ 100	53.0	69.2	73.6	76.6	83.4	85.5	88.3	90.3	90.6	93.6	94.8	95.4	98.1	98.5	99.4	100.0
≥ 0	53.0	69.2	73.6	76.6	83.4	85.5	88.3	90.3	90.6	93.6	94.8	95.4	98.1	98.5	99.4	100.0

TOTAL NUMBER OF OBSERVATIONS 2625

USAF ETAC FORM 0-14-5 (OL A) PREVIOUS EDITIONS OF THIS FORM ARE OBSOLETE

GLOBAL CLIMATOLOGY BRANCH
USAFETAC
AIR WEATHER SERVICE/MAC

CEILING VERSUS VISIBILITY

7026 15 (STATION) FT WAINWRIGHT AAF AK (STATION NAME) 77-83 (YEARS) ALL (MONTHS)

PERCENTAGE FREQUENCY OF OCCURRENCE
(FROM HOURLY OBSERVATIONS)

ALL (HOURS LST)

CEILING FEET	VISIBILITY STATUTE MILES															
	≥10	≥6	≥5	≥4	≥3	≥2½	≥2	≥1½	≥1¼	≥1	≥¾	≥½	≥⅜	≥5/16	≥¼	≥0
NO CEILING	39.4	41.2	41.5	41.8	42.2	42.4	42.5	42.7	42.8	43.1	43.3	43.4	43.9	44.0	44.4	44.6
≥ 20000	45.9	47.9	48.3	48.5	49.0	49.2	49.3	49.5	49.6	49.9	50.1	50.2	50.8	50.9	51.3	51.4
≥ 18000	48.6	50.8	51.1	51.4	51.9	52.1	52.2	52.4	52.5	52.8	53.0	53.1	53.7	53.8	54.2	54.4
≥ 16000	49.1	51.3	51.6	51.9	52.4	52.6	52.8	53.0	53.0	53.3	53.6	53.6	54.2	54.3	54.7	54.9
≥ 14000	50.2	52.5	52.9	53.1	53.7	53.8	54.0	54.2	54.2	54.6	54.8	54.9	55.5	55.5	56.0	56.1
≥ 12000	53.0	55.3	55.7	55.9	56.5	56.6	56.8	57.0	57.0	57.4	57.6	57.7	58.3	58.4	58.8	58.9
≥ 10000	57.6	60.1	60.5	60.8	61.4	61.5	61.7	61.9	61.9	62.3	62.5	62.6	63.2	63.3	63.7	63.9
≥ 9000	59.7	62.3	62.7	63.0	63.5	63.7	63.9	64.1	64.1	64.5	64.7	64.8	65.4	65.5	65.9	66.1
≥ 8000	66.1	69.1	69.5	69.8	70.4	70.6	70.8	71.0	71.0	71.4	71.6	71.7	72.3	72.4	72.9	73.0
≥ 7000	69.8	73.1	73.6	74.0	74.6	74.8	75.0	75.2	75.3	75.6	75.9	75.9	76.6	76.7	77.1	77.3
≥ 6000	70.8	74.2	74.7	75.1	75.7	75.9	76.1	76.3	76.4	76.7	77.0	77.0	77.7	77.7	78.2	78.3
≥ 5000	72.7	76.4	76.9	77.3	78.0	78.2	78.4	78.6	78.7	79.0	79.3	79.3	80.0	80.1	80.5	80.7
≥ 4500	73.6	77.4	78.0	78.4	79.1	79.4	79.6	79.8	79.8	80.2	80.4	80.5	81.1	81.2	81.6	81.8
≥ 4000	76.2	80.4	81.1	81.6	82.4	92.7	82.9	83.1	83.2	83.5	83.8	83.8	84.5	84.6	85.0	85.2
≥ 3500	77.6	82.2	83.0	83.5	84.5	84.7	85.0	85.2	85.2	85.6	85.9	85.9	86.5	86.6	87.1	87.2
≥ 3000	79.2	84.3	85.2	85.9	87.2	87.5	87.8	88.0	88.1	88.4	88.7	88.8	89.4	89.5	89.9	90.1
≥ 2500	80.2	85.8	86.9	87.8	89.2	89.6	89.9	90.2	90.2	90.6	90.9	91.0	91.6	91.7	92.2	92.3
≥ 2000	80.8	86.9	88.2	89.1	90.7	91.3	91.7	92.0	92.1	92.5	92.8	92.9	93.5	93.6	94.1	94.2
≥ 1800	80.9	87.0	88.3	89.2	90.9	91.4	91.9	92.2	92.3	92.7	93.0	93.1	93.7	93.8	94.3	94.4
≥ 1500	81.3	87.7	89.1	90.1	91.9	92.6	93.1	93.5	93.6	94.1	94.4	94.5	95.1	95.2	95.7	95.8
≥ 1200	81.7	88.2	89.7	90.7	92.6	93.3	93.9	94.3	94.4	94.9	95.2	95.3	95.9	96.0	96.5	96.6
≥ 1000	81.9	88.7	90.2	91.3	93.3	94.1	94.8	95.2	95.3	95.9	96.3	96.4	97.1	97.2	97.6	97.8
≥ 900	82.0	88.8	90.3	91.4	93.4	94.2	94.9	95.4	95.5	96.1	96.5	96.6	97.3	97.4	97.8	98.0
≥ 800	82.1	89.0	90.5	91.6	93.7	94.5	95.3	95.8	95.9	96.5	97.0	97.0	97.7	97.8	98.3	98.4
≥ 700	82.1	89.1	90.7	91.8	93.9	94.7	95.5	96.0	96.1	96.8	97.2	97.3	98.0	98.1	98.6	98.7
≥ 600	82.1	89.3	90.8	92.0	94.1	94.9	95.7	96.2	96.4	97.1	97.6	97.7	98.4	98.5	98.9	99.1
≥ 500	82.2	89.4	91.0	92.1	94.3	95.1	95.9	96.5	96.6	97.4	97.9	98.0	98.7	98.8	99.3	99.4
≥ 400	82.2	89.4	91.0	92.2	94.4	95.3	96.1	96.6	96.8	97.6	98.1	98.2	98.9	99.0	99.5	99.7
≥ 300	82.2	89.4	91.0	92.2	94.5	95.3	96.1	96.7	96.8	97.6	98.2	98.3	99.1	99.2	99.7	99.8
≥ 200	82.2	89.4	91.0	92.2	94.5	95.3	96.2	96.7	96.9	97.7	98.2	98.3	99.1	99.2	99.7	99.9
≥ 100	82.2	89.4	91.0	92.2	94.5	95.3	96.2	96.7	96.9	97.7	98.2	98.4	99.1	99.3	99.8	100.0
≥ 0	82.2	89.4	91.0	92.2	94.5	95.3	96.2	96.7	96.9	97.7	98.2	98.4	99.1	99.3	99.8	100.0

TOTAL NUMBER OF OBSERVATIONS 38096

USAF ETAC FORM NO. 0-14-5 (OL A) PREVIOUS EDITIONS OF THIS FORM ARE OBSOLETE

TOTAL SKY COVER

FOR AIRWAYS STATIONS THE SYMBOLS OF CLEAR, SCATTERED, BROKEN, OVERCAST, & OBSCURED WERE USED AS INPUT FOR THE TOTAL SKY COVER.

CLEAR WAS CONVERTED TO 0/10

SCATTERED WAS CONVERTED TO 3/10

BROKEN WAS CONVERTED TO 9/10

OVERCAST WAS CONVERTED TO 10/10

OBSCURED WAS CONVERTED TO 10/10

GLOBAL CLIMATOLOGY BRANCH
USAFETAC
AIR WEATHER SERVICE/MAC

SKY COVER

702615 FT WAINWRIGHT AAF AK 78-83 JAN

STATION STATION NAME PERIOD MONTH

PERCENTAGE FREQUENCY OF OCCURRENCE
(FROM HOURLY OBSERVATIONS)

MONTH	HOURS (L.S.T.)	PERCENTAGE FREQUENCY OF TENTHS OF TOTAL SKY COVER											MEAN TENTHS OF SKY COVER	TOTAL NO. OF OBS
		0	1	2	3	4	5	6	7	8	9	10		
JAN	00-02													
	03-05	26.7			24.4						14.8	34.1	5.5	135
	06-08	20.2			29.0						22.8	28.0	5.7	465
	09-11	10.6			34.2						29.2	26.0	6.3	473
	12-14	11.2			27.9						33.9	27.0	6.6	481
	15-17	11.3			29.1						32.1	28.5	6.6	467
	18-20	19.4			23.6						22.3	34.7	6.2	449
	21-23	28.8			24.6						16.1	30.5	5.2	118
TOTALS		18.3			27.4						24.5	29.8	6.0	2588

GLOBAL CLIMATOLOGY BRANCH
USAFETAC
AIR WEATHER SERVICE/MAC

SKY COVER

702615 | FT WAINWRIGHT AAF AK | 77-83 | FEB
STATION | STATION NAME | PERIOD | MONTH

PERCENTAGE FREQUENCY OF OCCURRENCE
(FROM HOURLY OBSERVATIONS)

MONTH	HOURS (L.S.T.)	PERCENTAGE FREQUENCY OF TENTHS OF TOTAL SKY COVER											MEAN TENTHS OF SKY COVER	TOTAL NO. OF OBS
		0	1	2	3	4	5	6	7	8	9	10		
FEB	00-02													
	03-05	33.6			8.0						20.8	37.6	5.9	125
	06-08	20.0			20.9						27.0	32.1	6.3	470
	09-11	15.6			21.7						33.6	29.1	6.6	488
	12-14	16.9			24.2						25.3	33.6	6.4	509
	15-17	17.3			25.6						27.4	29.6	6.2	503
	18-20	22.2			27.0						21.0	29.8	5.7	477
	21-23	30.6			22.4						12.7	34.3	5.2	134
TOTALS		22.3			21.4						24.0	32.3	6.0	2706

GLOBAL CLIMATOLOGY BRANCH
USAFETAC
AIR WEATHER SERVICE/MAC

SKY COVER

702615	FT WAINWRIGHT AAF AK	77-83	MAR
STATION	STATION NAME	PERIOD	MONTH

PERCENTAGE FREQUENCY OF OCCURRENCE
(FROM HOURLY OBSERVATIONS)

MONTH	HOURS (L.S.T.)	PERCENTAGE FREQUENCY OF TENTHS OF TOTAL SKY COVER											MEAN TENTHS OF SKY COVER	TOTAL NO. OF OBS
		0	1	2	3	4	5	6	7	8	9	10		
MAR	00-02													
	03-05	19.5			32.2						27.5	20.8	5.5	149
	06-08	12.6			30.2						32.5	24.8	6.3	613
	09-11	13.0			34.6						28.0	24.4	6.0	615
	12-14	9.7			33.6						35.1	21.6	6.3	616
	15-17	11.4			29.8						33.7	25.2	6.4	615
	18-20	12.6			34.4						31.3	21.7	6.0	604
	21-23	17.9			30.6						23.7	27.7	5.8	173
TOTALS		13.8			32.2						30.3	23.7	6.0	3385

GLOBAL CLIMATOLOGY BRANCH
USAFETAC
AIR WEATHER SERVICE/MAC

2

SKY COVER

702615	FT WAINWRIGHT AAF AK	77-83	APR
STATION	STATION NAME	PERIOD	MONTH

PERCENTAGE FREQUENCY OF OCCURRENCE
(FROM HOURLY OBSERVATIONS)

MONTH	HOURS (L.S.T.)	PERCENTAGE FREQUENCY OF TENTHS OF TOTAL SKY COVER											MEAN TENTHS OF SKY COVER	TOTAL NO. OF OBS
		0	1	2	3	4	5	6	7	8	9	10		
APR	00-02													
	03-05	7.6			33.3						32.6	26.4	6.6	144
	06-08	7.9			26.2						35.6	30.3	7.0	581
	09-11	9.1			28.9						31.0	31.0	6.8	584
	12-14	7.7			27.2						36.9	28.2	7.0	585
	15-17	8.4			25.1						33.7	32.8	7.1	585
	18-20	8.0			28.2						34.8	28.9	6.9	574
	21-23	9.8			37.1						25.8	27.3	6.2	132
TOTALS		8.4			29.4						32.9	29.3	6.8	3185

GLOBAL CLIMATOLOGY BRANCH
USAFETAC
AIR WEATHER SERVICE/MAC

SKY COVER

702615 FT WAINWRIGHT AAF AK 77-83 MAY

STATION STATION NAME PERIOD MONTH

PERCENTAGE FREQUENCY OF OCCURRENCE
(FROM HOURLY OBSERVATIONS)

MONTH	HOURS (L.S.T.)	PERCENTAGE FREQUENCY OF TENTHS OF TOTAL SKY COVER											MEAN TENTHS OF SKY COVER	TOTAL NO. OF OBS
		0	1	2	3	4	5	6	7	8	9	10		
MAY	00-02													
	03-05	2.5			27.8						42.4	27.3	7.4	198
	06-08	2.9			32.0						39.8	25.3	7.1	596
	09-11	1.0			34.8						39.0	25.1	7.1	597
	12-14	.8			28.4						49.9	20.8	7.4	595
	15-17				26.4						52.0	21.6	7.6	592
	18-20	1.2			27.7						47.3	23.8	7.5	592
	21-23													
TOTALS		1.4			29.5						45.1	24.0	7.4	3170

GLOBAL CLIMATOLOGY BRANCH
USAFETAC
AIR WEATHER SERVICE/MAC

2

SKY COVER

702615 FT WAINWRIGHT AAF AK 77-82 JUN

STATION STATION NAME PERIOD MONTH

PERCENTAGE FREQUENCY OF OCCURRENCE
(FROM HOURLY OBSERVATIONS)

MONTH	HOURS (L.S.T.)	PERCENTAGE FREQUENCY OF TENTHS OF TOTAL SKY COVER											MEAN TENTHS OF SKY COVER	TOTAL NO. OF OBS
		0	1	2	3	4	5	6	7	8	9	10		
JUN	00-02													
	03-05	1.8			21.4						42.3	34.5	7.9	168
	06-08	1.0			20.8						42.5	35.8	8.0	506
	09-11	.6			22.7						40.0	36.7	8.0	507
	12-14				19.0						45.1	36.0	8.2	506
	15-17				15.8						52.1	32.1	8.4	505
	18-20	.4			19.0						49.0	31.5	8.1	504
	21-23													
TOTALS		.6			19.8						45.2	34.4	8.1	2696

USAFETAC FORM JUL 64 0-9-5 (OL A) PREVIOUS EDITIONS OF THIS FORM ARE OBSOLETE.

GLOBAL CLIMATOLOGY BRANCH
USAFETAC
AIR WEATHER SERVICE/MAC

2

SKY COVER

702615 — STATION
FT WAINWRIGHT AAF AK — STATION NAME
77-82 — PERIOD
JUL — MONTH

PERCENTAGE FREQUENCY OF OCCURRENCE
(FROM HOURLY OBSERVATIONS)

MONTH	HOURS (L.S.T.)	PERCENTAGE FREQUENCY OF TENTHS OF TOTAL SKY COVER											MEAN TENTHS OF SKY COVER	TOTAL NO OF OBS
		0	1	2	3	4	5	6	7	8	9	10		
JUL	00-02													
	03-05	1.9			25.0						40.6	32.5	7.7	160
	06-08	2.5			20.4						43.8	33.3	7.9	486
	09-11	.4			24.3						46.4	28.8	7.8	489
	12-14				23.8						48.4	27.9	7.9	488
	15-17				19.8						54.1	26.1	8.1	486
	18-20	.8			24.3						46.7	28.2	7.8	486
	21-23											100.0	10.0	1
TOTALS		.8			19.7						40.0	39.5	8.2	2596

GLOBAL CLIMATOLOGY BRANCH
USAFETAC
AIR WEATHER SERVICE/MAC

2

SKY COVER

702615	FT WAINWRIGHT AAF AK	77-8Z	AUG
STATION	STATION NAME	PERIOD	MONTH

PERCENTAGE FREQUENCY OF OCCURRENCE
(FROM HOURLY OBSERVATIONS)

MONTH	HOURS (L.S.T.)	PERCENTAGE FREQUENCY OF TENTHS OF TOTAL SKY COVER											MEAN TENTHS OF SKY COVER	TOTAL NO. OF OBS
		0	1	2	3	4	5	6	7	8	9	10		
AUG	00-02													
	03-05	1.2			24.1						41.8	32.9	7.8	170
	06-08	2.4			21.6						38.0	38.0	7.9	510
	09-11	1.9			24.8						37.8	35.5	7.7	521
	12-14	.8			24.1						44.8	30.3	7.8	522
	15-17	.2			23.9						45.4	30.5	7.9	518
	18-20	1.7			24.7						46.0	27.6	7.6	515
	21-23													
TOTALS		1.4			23.9						42.3	32.5	7.8	2756

GLOBAL CLIMATOLOGY BRANCH
USAFETAC
AIR WEATHER SERVICE/MAC

2

SKY COVER

702615	FT WAINWRIGHT AAF AK	77-82	SEP
STATION	STATION NAME	PERIOD	MONTH

PERCENTAGE FREQUENCY OF OCCURRENCE
(FROM HOURLY OBSERVATIONS)

MONTH	HOURS (L.S.T.)	PERCENTAGE FREQUENCY OF TENTHS OF TOTAL SKY COVER											MEAN TENTHS OF SKY COVER	TOTAL NO OF OBS
		0	1	2	3	4	5	6	7	8	9	10		
SEP	00-02													
	03-05	4.3			17.4						32.9	45.3	8.0	161
	06-08	1.9			17.1						33.5	47.5	8.3	480
	09-11	1.0			20.2						35.3	43.5	8.1	481
	12-14				18.2						45.5	36.2	8.3	483
	15-17	.6			20.9						41.8	36.6	8.1	483
	18-20	2.3			21.7						38.3	37.7	7.9	483
	21-23										100.0		9.0	1
TOTALS		1.4			16.5						46.8	35.3	8.2	2572

GLOBAL CLIMATOLOGY BRANCH
USAFETAC
AIR WEATHER SERVICE/MAC

2

SKY COVER

702615	FT WAINWRIGHT AAF AK	77-82	OCT
STATION	STATION NAME	PERIOD	MONTH

PERCENTAGE FREQUENCY OF OCCURRENCE
(FROM HOURLY OBSERVATIONS)

MONTH	HOURS (L S T.)	PERCENTAGE FREQUENCY OF TENTHS OF TOTAL SKY COVER											MEAN TENTHS OF SKY COVER	TOTAL NO. OF OBS
		0	1	2	3	4	5	6	7	8	9	10		
OCT	00-02													
	03-05	8.4			17.4						22.2	52.1	7.7	167
	06-08	1.4			16.5						33.7	48.4	8.4	510
	09-11	.8			12.4						37.1	49.8	8.7	510
	12-14	1.2			13.3						39.2	46.3	8.6	510
	15-17	1.6			12.5						35.7	50.2	8.6	510
	18-20	3.5			18.5						25.0	53.0	8.1	508
	21-23	14.3			33.3						19.0	33.3	6.0	21
TOTALS		4.5			17.7						30.3	47.6	8.0	2736

USAFETAC FORM JUL 64 0-9-5 (OL A) PREVIOUS EDITIONS OF THIS FORM ARE OBSOLETE.

GLOBAL CLIMATOLOGY BRANCH
USAFETAC
AIR WEATHER SERVICE/MAC

2

SKY COVER

702615	FT WAINWRIGHT AAF AK	77-82	NOV
STATION	STATION NAME	PERIOD	MONTH

PERCENTAGE FREQUENCY OF OCCURRENCE
(FROM HOURLY OBSERVATIONS)

MONTH	HOURS (L.S.T.)	PERCENTAGE FREQUENCY OF TENTHS OF TOTAL SKY COVER											MEAN TENTHS OF SKY COVER	TOTAL NO. OF OBS
		0	1	2	3	4	5	6	7	8	9	10		
NOV	00-02													
	03-05	19.1			22.1						13.7	45.0	6.4	131
	06-08	10.2			21.5						26.0	42.2	7.2	469
	09-11	4.4			17.1						34.2	44.2	8.0	473
	12-14	4.4			13.3						39.9	42.4	8.2	474
	15-17	4.4			18.9						32.8	43.9	7.9	472
	18-20	10.4			18.9						20.6	50.0	7.4	470
	21-23	7.7			19.2						15.4	57.7	7.7	130
TOTALS		8.7			18.7						26.1	46.5	7.5	2619

GLOBAL CLIMATOLOGY BRANCH
USAFETAC
AIR WEATHER SERVICE/MAC

2

SKY COVER

702615	FT WAINWRIGHT AAF AK	77-82	DEC
STATION	STATION NAME	PERIOD	MONTH

PERCENTAGE FREQUENCY OF OCCURRENCE
(FROM HOURLY OBSERVATIONS)

MONTH	HOURS (L.S.T.)	PERCENTAGE FREQUENCY OF TENTHS OF TOTAL SKY COVER											MEAN TENTHS OF SKY COVER	TOTAL NO. OF OBS
		0	1	2	3	4	5	6	7	8	9	10		
DEC	00-02													
	03-05	20.6			15.7						19.6	44.1	6.6	102
	06-08	16.9			21.1						24.3	37.8	6.6	437
	09-11	10.0			21.3						34.5	34.3	.2	470
	12-14	7.7			23.7						35.3	33.3	7.2	465
	15-17	7.7			23.7						30.8	37.8	7.3	452
	18-20	10.5			23.9						23.4	42.2	7.0	372
	21-23	11.6			31.6						18.9	37.9	6.4	95
TOTALS		12.1			23.0						26.7	38.2	6.9	2393

GLOBAL CLIMATOLOGY BRANCH
USAFETAC
AIR WEATHER SERVICE/MAC

SKY COVER

702615 FT WAINWRIGHT AAF AK 77-83 ALL

STATION STATION NAME PERIOD MONTH

PERCENTAGE FREQUENCY OF OCCURRENCE
(FROM HOURLY OBSERVATIONS)

MONTH	HOURS (LST)	PERCENTAGE FREQUENCY OF TENTHS OF TOTAL SKY COVER											MEAN TENTHS OF SKY COVER	TOTAL NO OF OBS
		0	1	2	3	4	5	6	7	8	9	10		
JAN	ALL	18.3			27.4						24.5	29.8	6.0	2588
FEB		22.3			21.4						24.0	32.3	6.0	2706
MAR		13.8			32.2						30.3	23.7	6.0	3385
APR		8.4			29.4						32.9	29.3	6.8	3185
MAY		1.4			29.5						45.1	24.0	7.4	3170
JUN		.6			19.8						45.2	34.4	8.1	2696
JUL		.8			19.7						40.0	39.5	8.2	2596
AUG		1.4			23.9						42.3	32.5	7.8	2756
SEP		1.4			16.5						46.8	35.3	8.2	2572
OCT		4.5			17.7						30.3	47.6	8.0	2736
NOV		8.7			18.7						26.1	46.5	7.5	2619
DEC		12.1			23.0						26.7	38.2	6.9	2393
TOTALS		7.8			23.3						34.5	34.4	7.2	33402

U S AIR FORCE
ENVIRONMENTAL TECHNICAL
APPLICATIONS CENTER

PART E PSYCHROMETRIC SUMMARIES

In this section are presented various summaries of dry- and wet-bulb temperatures, dew points, and relative humidity. The order and manner of presentations follows:

1. Cumulative percentage frequency of occurrence - derived from daily observations and presented by month and annual for all years combined. These tabulations provide the cumulative percentage frequency to tenths of temperature by 5-degree Fahrenheit increments, plus mean temperature, standard deviations, and total number of observations in three separate tables as follows:

   a. Daily maximum temperatures
   b. Daily minimum temperatures
   c. Daily mean temperatures

   NOTE: Beginning in January 1964, daily maximum and minimum temperatures are routinely selected from hourly observations recorded on surface observing forms or from automated data collections for all Air Force operated stations. For those stations observing less than 24 hours per day, and where maximum and minimum temperatures are required but not recorded, these are also selected from hourly data from as early as January 1949 and later. Please refer to notations on summary pages and Station History for further information on reporting practices of individual stations.

2. Extreme values - derived from daily observations with the extreme value selected for each year and month of record available. An annual (ALL MONTHS) value is selected when all months for a year have valid extremes. Means and standard deviations are computed for months and annual when four or more values are present for any column. Two tables of daily extremes are prepared:

   a. Extreme maximum temperature
   b. Extreme minimum temperature

   NOTE: The following symbols are used in the extreme data blocks:

   (1) * indicates the extreme was selected from a month with one or more days missing.

   (2) # indicates the extreme was selected from a month in which hourly temperatures were available for less than 24 hours for at least one day in the month.

Values for means and standard deviations do not include summaries for incomplete months.

Continued on Reverse

3. Bivariate percentage frequency distribution and computations of dry-bulb versus wet-bulb temperature. This tabulation is derived from hourly observations and is presented by month and annual, all hours and years combined. The following information is provided:

   a. The main body of the summary consists of a bivariate percentage frequency distribution of wet-bulb depression in 17 classes spread horizontally; by 2-degree intervals of dry-bulb temperature spread vertically. Also provided for each of the dry-bulb intervals is the percentage of observations with dry-bulb and wet-bulb temperature combined; and again for dry-bulb, wet-bulb, and dew-point temperatures separately. Total observations for these four items is also provided in two lines at end of each tabulation table, which may be continued on several pages.

      NOTE: A percentage frequency in this table of ".0" represents one or more occurrences amounting to less than .05 percent.

   b. Statistical data for the individual elements of relative humidity, dry-bulb, wet-bulb, and dew-point temperatures are shown in the section at the bottom left of the forms. These consist of the sum of squares (ΣX^2), sums of values (ΣX), means ($\bar{X}$), and standard deviations (σx). The number of observations used in the computation for each element is also shown.

   c. At the lower right of the form are given the mean number of hours of occurrence for six ranges of dry-bulb, wet-bulb, and dew-point temperatures, and total number of hours possible in the period represented. Mean number of hours is shown to tenths and indicates mean number of hours per year in the annual summary, or mean number of hours per month in the tabulation by month.

      NOTE: Wet-bulb temperature usually was not reported prior to 1946. Relative humidity usually was not reported prior to 1949, nor subsequent to June 1958; and was computed by machine methods for observations recorded during these periods. All values of dew-point temperature and relative humidity are with respect to water, unless otherwise indicated.

4. Means and standard deviations - These tabulations are derived from hourly observations and present the mean, standard deviation, and total number of observations for the eight standard 3-hour groups, by month and annual and again at the bottom for all hours combined. Records for all years combined are presented in the following three tables; DRY-BULB TEMPERATURE, WET-BULB TEMPERATURE, and DEW-POINT TEMPERATURE.

5. Cumulative percentage frequency of occurrence of relative humidity - This summary is derived from hourly observations and presents the cumulative percentage frequency of occurrence of relative humidity by increments of 10% classes, plus the mean relative humidity and total number of observations in two tables.

   a. Table 1 is prepared by month and annual, all years combined, ith month being the vertical argument.

   b. Table 2 is prepared by month by standard 3-hour groups, with the hour groups being the vertical argument and a separate page for each month. All years are also combined for this summary.

GLOBAL CLIMATOLOGY BRANCH
USAFETAC
AIR WEATHER SERVICE/MAC

DAILY TEMPERATURES

702615 FT WAINWRIGHT AAF AK 45-62, 77-83
STATION STATION NAME YEARS

MAXIMUM

CUMULATIVE PERCENTAGE FREQUENCY OF OCCURRENCE
(FROM DAILY OBSERVATIONS)

TEMP °F	JAN	FEB	MAR	APR	MAY	JUN	JUL	AUG	SEP	OCT	NOV	DEC	ANNUAL
85							.2						.0
80					.4	.6	.8						.2
75					.7	2.3	5.6	.6	.2				.6
70					1.2	9.6	17.8	6.6					3.0
65				.3	3.2	25.2	35.9	19.1	.3				7.1
60				.6	11.0	48.6	57.0	35.7	3.1				13.2
55				1.9	29.4	69.8	79.8	56.8	12.2				21.1
50				3.9	51.5	87.2	92.4	77.7	28.5	.6			28.9
45				10.7	74.0	96.1	98.0	91.5	48.2	2.3			35.7
40			.3	20.1	87.2	99.5	100.0	98.1	67.7	6.9			42.7
35	.3	.5	3.6	37.9	93.5	99.8		99.9	82.1	15.0	1.0		45.3
30	1.3	2.9	12.3	56.6	96.8	100.0		100.0	92.2	27.6	3.1	.5	50.3
25	2.5	6.0	25.0	71.7	98.3				98.4	45.9	7.6	.8	55.7
20	5.5	11.4	36.5	84.1	99.4				99.8	64.9	11.3	1.9	60.7
15	8.2	18.9	51.6	92.7	99.9				100.0	80.9	20.7	4.6	65.9
10	13.1	26.7	65.6	96.4						89.8	34.3	9.3	70.7
5	20.0	36.1	74.9	98.5	100.0					94.6	46.9	15.3	74.9
0	30.0	48.7	84.5	100.0						97.3	59.9	24.6	79.6
-5	38.7	59.7	90.4							98.6	70.6	35.1	83.5
-10	51.1	69.5	95.0							99.5	79.9	48.5	87.5
-15	61.8	76.5	97.6							100.0	86.2	60.4	90.6
-20	71.4	82.9	99.3								91.3	68.4	93.1
-25	78.5	88.4	99.7								94.6	76.9	95.1
-30	84.1	93.5	99.9								97.9	81.5	96.5
-35	87.3	96.1	100.0								99.3	85.5	97.5
-40	90.4	98.0									99.8	90.0	98.2
-45	92.5	99.2									100.0	93.8	98.8
-50	94.5	99.8										97.4	99.3
-55	98.1	100.0										98.9	99.8
	100.0											99.8	100.0
												100.0	100.0
MEAN	-1.7	7.6	23.7	40.6	59.4	69.0	71.3	66.3	53.6	33.2	12.1	-3.9	36.0
S D	19.786	17.957	13.551	11.134	9.397	8.104	8.224	8.533	9.250	11.162	15.342	16.291	29.673
TOTAL OBS	636	596	701	675	693	648	658	669	641	666	608	627	7818

USAFETAC FORM 0-21 5 (OL A) PREVIOUS EDITIONS OF THIS FORM ARE OBSOLETE

GLOBAL CLIMATOLOGY BRANCH
USAFETAC
AIR WEATHER SERVICE/MAC

DAILY TEMPERATURES

7:2615 STATION — FT WAINWRIGHT AAF AK STATION NAME — 45-60, 77-83 YEARS

CUMULATIVE PERCENTAGE FREQUENCY OF OCCURRENCE
(FROM DAILY OBSERVATIONS)

MINIMUM

TEMP °F	JAN	FEB	MAR	APR	MAY	JUN	JUL	AUG	SEP	OCT	NOV	DEC	ANNUAL
65						.3	.2						.0
60					.3	2.5	4.7	1.3					.7
55					1.6	17.3	30.2	7.9	.2				4.6
50				.1	5.8	50.6	77.1	37.2	2.5				14.6
45			.1	.3	21.4	82.6	95.0	71.3	15.0	.2			24.1
40				1.5	49.6	96.1	99.5	89.2	38.1	.8			31.7
35		.3	.3	8.1	75.6	99.7	100.0	97.5	62.2	3.5	.3	.2	37.9
33	.2	.7	.4	12.6	83.1	100.0		99.0	72.1	8.4	1.0		40.4
30	.3	1.3	.9	25.9	91.9			99.7	84.4	19.4	2.0		44.6
25	1.1	1.8	3.3	43.9	96.5			100.0	95.0	37.7	3.5		49.4
20	1.9	3.7	8.7	60.1	98.4				98.3	57.8	6.9	.6	54.0
15	4.4	6.4	16.4	72.4	99.4				99.7	73.7	15.1	2.4	58.5
10	7.9	10.9	26.0	81.3	99.7				100.0	82.7	26.2	5.6	62.7
5	12.1	17.1	37.4	85.2	99.9					89.3	38.2	9.6	66.7
0	18.2	24.7	51.6	91.0	100.0					93.2	51.6	15.0	71.3
-5	26.3	37.1	65.8	94.1						95.8	63.3	24.2	76.3
-10	34.7	48.5	76.5	97.9						98.0	71.7	36.2	81.0
-15	47.0	58.7	84.0	99.3						99.7	80.1	49.8	85.4
-20	59.0	67.1	89.0	100.0						99.8	86.2	61.9	89.0
-25	68.1	73.3	93.3							100.0	91.9	70.2	91.7
-30	75.5	78.4	96.3								96.1	76.9	93.9
-35	79.7	84.2	98.3								98.8	82.6	95.5
-40	86.5	89.3	99.1								99.8	89.5	97.1
-45	90.1	94.3	99.9								100.0	95.7	98.4
-50	94.5	98.5										98.7	99.3
-55	99.1	99.8	100.0									99.8	99.9
-60	99.8	100.0										100.0	100.0
-65	100.0												100.0
MEAN	-17.7	-13.3	-.7	20.0	38.9	49.4	52.2	47.2	36.8	19.6	-1.5	-17.1	17.8
S D	18.852	19.031	15.096	12.788	7.410	5.378	4.385	5.881	7.209	11.321	15.622	16.549	28.605
TOTAL OBS	636	596	701	675	693	648	658	669	641	666	608	627	7818

USAFETAC FORM 0-21-5 (OL A) PREVIOUS EDITIONS OF THIS FORM ARE OBSOLETE

GLOBAL CLIMATOLOGY BRANCH
USAFETAC
AIR WEATHER SERVICE/MAC

DAILY TEMPERATURES

72615 FT WAINWRIGHT AAF AK 45-60, 77-83
STATION STATION NAME YEARS

CUMULATIVE PERCENTAGE FREQUENCY OF OCCURRENCE
(FROM DAILY OBSERVATIONS)

MEAN

TEMP °F	JAN	FEB	MAR	APR	MAY	JUN	JUL	AUG	SEP	OCT	NOV	DEC	ANNUAL
≥ 75					.4	.6	.9						.2
≥ 70					.6	4.9	8.5	1.0					1.3
≥ 65					2.3	20.2	33.0	12.6	.3				5.8
≥ 60					5.9	49.5	67.8	34.8	2.8				13.5
≥ 55				.7	24.0	79.5	92.4	65.2	9.7				22.9
≥ 50				2.7	53.2	95.5	98.9	88.2	32.0	.5			31.4
≥ 45			.1	7.6	77.9	99.5	100.0	97.3	58.7	2.0			37.5
≥ 40		.5	.4	21.6	90.3	100.0		99.9	77.5	9.6	.5		42.4
≥ 35	.5	1.0	1.9	39.9	95.7			100.0	90.5	23.7	2.3	.2	47.1
≥ 30	1.4	2.5	8.4	59.0	97.5				98.8	42.3	3.9	.3	52.1
≥ 25	3.3	4.9	18.4	74.7	99.3				99.7	62.8	8.7	.8	57.1
≥ 20	5.5	9.9	30.5	82.5	99.7				100.0	78.7	17.1	3.0	61.6
≥ 15	10.1	18.1	45.4	89.3						86.9	30.1	7.0	66.6
≥ 10	14.9	27.0	61.5	94.4	100.0					92.9	42.9	11.5	71.4
≥ 5	23.6	36.1	72.9	97.5						96.4	56.4	19.8	76.1
≥ 0	31.8	47.3	80.5	99.7						97.9	65.6	27.6	80.0
≥ -5	41.7	59.6	88.2	100.0						99.2	76.0	42.4	84.6
≥ -10	54.6	67.6	93.0							99.7	83.7	56.1	88.4
≥ -15	65.9	74.2	96.3							100.0	88.0	66.0	91.3
≥ -20	73.4	81.5	98.0								93.3	73.0	93.6
≥ -25	78.9	86.2	99.1								97.2	79.3	95.3
≥ -30	85.2	91.9	99.7								99.0	84.1	96.8
≥ -35	89.2	95.6	99.9								100.0	89.2	97.9
≥ -40	91.5	97.8	100.0									95.1	98.7
≥ -45	94.7	99.5										97.4	99.3
≥ -50	98.7	100.0										99.4	99.8
≥ -55	100.0											100.0	100.0
MEAN	-9.8	-2.9	11.7	30.6	49.4	59.4	62.0	57.0	45.5	26.6	5.4	-10.4	27.0
S D	19.099	18.200	13.731	11.320	7.836	6.028	5.462	6.163	7.469	10.740	15.359	17.182	29.005
TOTAL OBS	636	596	701	675	693	648	658	669	691	666	608	627	7818

USAFETAC FORM 0-21 5 (OL A) PREVIOUS EDITIONS OF THIS FORM ARE OBSOLETE

GLOBAL CLIMATOLOGY BRANCH
USAFETAC
AIR WEATHER SERVICE/MAC

EXTREME VALUES

MAXIMUM TEMPERATURE

FROM DAILY OBSERVATIONS

70261S (STATION) FT WAINWRIGHT AAF AK (STATION NAME) 45-60, 77-83 (YEARS)

WHOLE DEGREES FAHRENHEIT

YEAR \ MONTH	JAN	FEB	MAR	APR	MAY	JUN	JUL	AUG	SEP	OCT	NOV	DEC	ALL MONTHS
45			42	53	73	72	82	70	60	56	31	31	
46	18	35	39	55	76	85	88	82	69	54	36	17	88
47	27	40	50	50	90	84	87	76	65	54	48	34	90
48	38	33	37	46	72	92	82	76	65	52	46	20	92
49	26	26	48	54	74	73	83	82	73	47	47	20	83
50	31	19	44	55	72	86	86	84	71	62	30	28	86
51	10	37	45	58	75	82	90	84	73	42	46	31	90
52	22	36	41	51	65	82	84	78	68	59	47	33	84
53	14	40	39	70	75	84	88	78	65	57	23	25	88
54	19	38	44	52	75	83	81	83	68	55	43	26	83
55	37	25	42	48	70	77	95	78	64	52	14	29	95
56	18	25	39	60	69	80	85	78	68	39	45	9	85
57	34	40	45	56	72	89	88	82	85	53	38	30	89
58	34	27	42	69	86	91	91	81	66	44	35	20	91
59	13	30	40	51	73	84	78	81	63	48	34	28	84
60	34	30	47	75	92	79	89	84	65	48			
77	*	47*	41*	58*	78*	79*	93*	89*	70*	51*	20*	23	
78	* 22*	48*	42*	61*	71*	75*	88*	83*	71*	47*	32*	30	* 88
79	* 19*	13*	45*	75*	75*	77*	84*	81*	73*	64*	40*	29	* 84
80	* 45*	48	49	61*	74	83*	83	84*	63*	56*	26*	6	84
81	* 46*	43	53*	61*	82	81*	80	82*	70	49*	42*	40	* 82
82	* 12	39	47	56*	70	90*	88	76*	68*	39*	34*	43	90
83	* 23*	30	38	63*	79								
MEAN	25.0	32.5	43.6	57.0	75.6	83.0	86.1	79.9	68.0	51.2	37.5	25.4	87.7
S.D	9.373	6.633	9.419	7.753	7.929	5.447	4.312	3.763	5.739	6.109	10.013	6.916	3.688
TOTAL OBS	636	596	701	675	693	648	658	669	691	666	608	627	7818

NOTES * (BASED ON LESS THAN FULL MONTHS)

B (AT LEAST ONE DAY LESS THAN 28 OBS)

USAF ETAC FORM AM 64 0-88-5 (OLA)

GLOBAL CLIMATOLOGY BRANCH
USAFETAC
AIR WEATHER SERVICE/MAC

EXTREME VALUES

MINIMUM TEMPERATURE

(FROM DAILY OBSERVATIONS)

702615 STATION — FT WAINWRIGHT AAF AK STATION NAME — 45-60, 77-83 YEARS

WHOLE DEGREES FAHRENHEIT

YEAR \ MONTH	JAN	FEB	MAR	APR	MAY	JUN	JUL	AUG	SEP	OCT	NOV	DEC	ALL MONTHS
45			-19	-12	3	39	45	35	24	-9	-34	-31	
46	-32	-29	-33	-16	28	43	43	34	16	8	-30	-56	-56
47	-62	-56	-24	-9	19	33	45	29	19	-2	-17	-24	-62
48	-38	-40	-30	-13	16	42	45	29	19	2	-39	-42	-42
49	-43	-43	-8	-12	17	37	39	38	28	9	-19	-46	-46
50	-32	-50	-10	-18	30	34	45	37	30	-11	-43	-31	-50
51	-56	-42	-41	12	32	38	43	41	26	-2	-15	-42	-56
52	-54	-26	-31	-6	16	37	41	31	21	7	-14	-27	-54
53	-53	-50	-26	3	32	43	43	37	27	-15	-14	-27	-53
54	-43	-45	-23	-1	27	39	42	38	22	12	-4	-52	-52
55	-37	-42	-32	-14	28	36	44	33	24	-3	-27	-44	-44
56	-53	-53	-52	-7	32	40	44	38	14	-14	-38	-46	-53
57	-43	-47	-11	11	27	40	39	42	13	2	-9	-42	-47
58	-29	-22	-6	11	26	38	42	36	24	-13	-31	-45	-45
59	-52	-15	-39	-7	26	35	37	35	29	-3	-21	-32	-52
60	-50	-29	-28	-16	31	35	40	36	20	3			
77	*	-8*	-25*	-3*	30*	46*	49*	37*	29*	-9*	-37*	-54	
78	* -37*	-29*	-14*	-10*	32*	42*	46*	37*	29*	-5*	-18*	-26	* -37
79	* -38*	-54*	-16*	-6*	31*	45*	47*	44*	27*	4*	-5*	-42	* -54
80	* -56*	-12	-27	15*	31	39*	45	34*	22*	-1*	-14*	-51	* -56
81	* -16*	-44	-2*	1*	31	40*	43	31*	23	5*	-13*	-43	* -44
82	* -48	-46	-27	-20*	30	39*	47	35*	27*	-21*	-35*	-33	* -48
83	* -53*	-31	-22	4*	26								
MEAN	-45.1	-39.7	-24.6	-5.0	24.4	38.3	42.3	35.2	22.3	-1.4	-23.7	-39.1	-50.9
S.D.	10.042	11.937	12.605	11.220	8.065	2.845	2.496	3.584	5.196	8.530	11.842	9.760	5.531
TOTAL OBS.	636	596	701	675	693	648	658	669	691	666	608	627	7818

NOTES * (BASED ON LESS THAN FULL MONTHS)

USAF ETAC FORM 0-88-5 (OLA)

(AT LEAST ONE DAY LESS THAN 29 OBS)

GLOBAL CLIMATOLOGY BRANCH
USAFETAC
AIR WEATHER SERVICE/MAC

PSYCHROMETRIC SUMMARY

703615 STATION | FT WAINWRIGHT AAF AK STATION NAME | 78-83 YEARS | JAN MONTH

PAGE 1 | 0300-0500 HOURS (L. S. T.)

Temp. (F)	WET BULB TEMPERATURE DEPRESSION (F)																	TOTAL	TOTAL		
	0	1-2	3-4	5-6	7-8	9-10	11-12	13-14	15-16	17-18	19-20	21-22	23-24	25-26	27-28	29-30	≥31	D.B./W.B.	Dry Bulb	Wet Bulb	Dew Point
4 / 45				.8														1	1		
42/ 41			.8															1	1		
4 / 39																				2	
38/ 37				1.6														2	2		
36/ 35				.8														1	1		
34/ 33			.8															1	1	1	2
32/ 31																				1	
30/ 29		.8	1.6															3	3	2	
28/ 27		2.3																3	3	1	
26/ 25																				5	1
24/ 23																					1
22/ 21	.6	.6	.8															2	3	1	2
20/ 19		2.3																3	3	1	6
18/ 17	.8	2.3																4	4	7	1
16/ 15	.8	1.6																3	3	2	2
14/ 13	.8	3.9																6	6	3	3
12/ 11	1.6	3.9																7	7	7	3
10/ 9		1.6	.8															7	3	6	1
8/ 7		1.6																2	2	1	8
6/ 5	1.6																	2	2	5	2
4/ 3	.8	3.9																6	6	6	3
2/ 1	1.6	4.7																8	8	4	8
0/ -1	1.6	.8																3	3	6	
-2/ -3	2.3	.8																4	4	5	8
-4/ -5	3.1	.8																5	5	4	3
-6/ -7	7.0																	9	9	10	1
-8/ -9	3.9																	5	5	5	3
-10/-11	3.1																	4	4	4	7
-12/-13	.8																	1	1	1	2
-14/-15	5.4																	7	7	7	6
-16/-17	4.7																	6	6	6	3
-18/-19	2.3																	3	3	3	13
-20/-21	4.7																	6	6	6	4
-22/-23	1.6																	2	2	2	4

Element (X)	$\Sigma x'$	Σx	$\bar{x}$	σ_x	No. Obs.	Mean No. of Hours with Temperature						
Ref. Hum.						≤ 0 F	≤ 32 F	≥ 67 F	≥ 73 F	≥ 80 F	≥ 92 F	Total
Dry Bulb												
Wet Bulb												
Dew Point												

FORM AS-64 0-26-5 (OL-A) REVISED PREVIOUS EDITIONS OF THIS FORM ARE OBSOLETE

USAFETAC

GLOBAL CLIMATOLOGY BRANCH
USAFETAC
ATS WEATHER SERVICE/MAC

2

PSYCHROMETRIC SUMMARY

70251S — STATION
FT WAINWRIGHT AAF AK — STATION NAME
78-83 — YEARS
JAN — MONTH
PAGE 2
0300-0500 — HOURS (L. S. T.)

Temp. (F)	WET BULB TEMPERATURE DEPRESSION (F)																	TOTAL D.B./W.B.	TOTAL		
	0	1 - 2	3 - 4	5 - 6	7 - 8	9 - 10	11 - 12	13 - 14	15 - 16	17 - 18	19 - 20	21 - 22	23 - 24	25 - 26	27 - 28	29 - 30	≥ 31		Dry Bulb	Wet Bulb	Dew Point
-24/-25																					3
-26/-27	2.3																	3	3	3	6
-28/-29	3.1																	4	4	4	3
-30/-31	.8																	1	1	1	1
-32/-33	3.9																	5	5	5	3
-34/-35	1.6																	2	4	2	5
-36/-37																			4		7
-38/-39																			1		3
-40/-41																			1		1
-42/-43																			4		
-44/-45																			4		
-46/-47																			4		
-48/-51																			7		
-52/-55																			1		
TOTAL	60.5	31.8	4.7	3.1														129	152	129	129

Element (X)	$\Sigma_{X'}$	Σ_X	$\bar{X}$	σ_x	No. Obs.	Mean No. of Hours with Temperature						
						≤ 0 F	≤ 32 F	≤ 67 F	≤ 73 F	≤ 80 F	≤ 93 F	Total
Rel. Hum.	615232	8792	68.3	11.185	129							
Dry Bulb	86467	-1169	-7.7	22.651	152	56.9	89.3					93
Wet Bulb	39842	-280	-2.2	17.508	129	53.3	90.8					93
Dew Point	54493	-1241	-9.6	18.233	129	62.0	91.6					93

USAFETAC FORM 0-26-5 (OL-A) REVISED PREVIOUS EDITIONS OF THIS FORM ARE OBSOLETE

GLOBAL CLIMATOLOGY BRANCH
USAFETAC
AIR WEATHER SERVICE/MAC

PSYCHROMETRIC SUMMARY

7[illegible]26 15 — STATION
FT WAINWRIGHT AAF AK — STATION NAME
7[illegible]-63 — YEARS
JAN — MONTH

PAGE 1 — 2[illegible]00-0900 HOURS (L. S. T.)

Temp. (F)	WET BULB TEMPERATURE DEPRESSION (F) 0	1 - 2	3 - 4	5 - 6	7 - 8	9 - 10	11 - 12	13 - 14	15 - 16	17 - 18	19 - 20	21 - 22	23 - 24	25 - 26	27 - 28	29 - 30	≥ 31	TOTAL D.B./W.B.	TOTAL Dry Bulb	TOTAL Wet Bulb	TOTAL Dew Point
4[illegible] / 45				.7														3	3		
44 / 43			.2	.2														2	2		
42 / 41			.2															1	1		
40 / 39				.2	.2													2	2	5	
38 / 37			.2	.5														3	3	1	
36 / 35			.5	.5														4	4		1
34 / 33			.2	.2														2	2	5	4
32 / 31			.5	.5														4	4	3	1
30 / 29			.5															2	2	4	
28 / 27		1.1	.2															6	6	1	3
26 / 25	.2	.7	.2															5	5	11	4
24 / 23		1.1	.2															6	6	5	2
22 / 21		.5	.5	.2														5	5	6	4
20 / 19	.7	2.3	.2															14	14	7	10
18 / 17	.9	1.4	.5															12	12	16	8
16 / 15		2.5																11	11	12	13
14 / 13	.5	2.5																13	13	8	6
12 / 11		3.9	.2															18	18	11	8
10 / 9	.5	3.2	.7															19	19	22	13
8 / 7	.5	1.8																10	10	17	10
6 / 5	.2	1.6																8	8	16	7
4 / 3	.9	1.8																12	12	12	17
2 / 1	1.[illegible]	4.5																28	28	20	15
0 / -1	2.7	1.1																17	17	20	15
- / -3	1.1	.5																7	7	1[illegible]	14
-4 / -5	4.5	.7																23	23	22	17
-6 / -7	6.1																	27	27	30	10
-8 / -9	4.8																	21	21	21	15
-10 / -11	3.9																	17	17	17	20
-12 / -13	1.8																	8	8	8	3
-14 / -15	3.4																	15	15	15	28
-16 / -17	5.5																	24	24	24	18
-18 / -19	5.2																	23	23	23	35
-[illegible] / -21	3.4																	15	15	15	19

Element (X)	$\Sigma X'$	ΣX	$\bar{X}$	σ_x	No. Obs.	Mean No. of Hours with Temperature ≤ 0 F	≤ 32 F	≤ 67 F	≤ 73 F	≥ 80 F	≥ 93 F	Total
Rel. Hum.												
Dry Bulb												
Wet Bulb												
Dew Point												

FORM AS-44 0-26-5 (OL A) REVISED PREVIOUS EDITIONS OF THIS FORM ARE OBSOLETE

USAFETAC

GLOBAL CLIMATOLOGY BRANCH
USAFETAC
AIR WEATHER SERVICE/MAC

PSYCHROMETRIC SUMMARY

7 2615 — STATION
FT WAINWRIGHT AAF AK — STATION NAME
78-87 — YEARS
JAN — MONTH

0600-0900 — HOURS (L. S. T.)

Temp. (F)	WET BULB TEMPERATURE DEPRESSION (F)																	TOTAL D.B./W.B.	TOTAL Dry Bulb	TOTAL Wet Bulb	TOTAL Dew Point
	0	1-2	3-4	5-6	7-8	9-10	11-12	13-14	15-16	17-18	19-20	21-22	23-24	25-26	27-28	29-30	≥31				
-22/-23	2.0																	9	9	9	14
-24/-25	1.4																	6	6	6	13
-26/-27	1.4																	6	6	6	20
-28/-29	1.8																	8	8	8	15
-30/-31	2.0																	9	9	9	11
-32/-33	2.7																	12	12	12	8
-34/-35	.7																	3	9	3	13
-36/-37																			15		15
-38/-39																			8		13
-40/-41																			2		1
-42/-43																			12		
-44/-45																			10		
-46/-47																			10		
-48/-49																			2		
-50/-51																			7		
-54/-55																			3		
TOTAL	60.7	31.1	5.7	3.0	.2													440	515	440	440

Element (X)	$\Sigma X'$	ΣX	$\bar{X}$	σ_X	No. Obs.	Mean No. of Hours with Temperature						
						≤ 0 F	≤ 32 F	≤ 67 F	≤ 73 F	≤ 80 F	≤ 93 F	Total
Rel. Hum.	2109078	30072	68.3	11.070	440							
Dry Bulb	275369	-3967	-7.7	21.797	515	58.7	89.9					93
Wet Bulb	125226	-1128	-2.6	16.693	440	54.5	90.7					93
Dew Point	176733	-4373	-9.9	17.424	440	66.4	91.9					93

FORM AM 64 0-26-5 (OL A) REVISED PREVIOUS EDITIONS OF THIS FORM ARE OBSOLETE
USAFETAC

GLOBAL CLIMATOLOGY BRANCH
USAFETAC
AIR WEATHER SERVICE/MAC

PSYCHROMETRIC SUMMARY

727615 STATION | FT WAINWRIGHT AAF AK STATION NAME | 78-83 YEARS | JAN MONTH

PAGE 1 | 0900-1100 HOURS (L.S.T.)

Temp. (F)	WET BULB TEMPERATURE DEPRESSION (F) 0	1-2	3-4	5-6	7-8	9-10	11-12	13-14	15-16	17-18	19-20	21-22	23-24	25-26	27-28	29-30	≥31	TOTAL D.B./W.B.	TOTAL Dry Bulb	TOTAL Wet Bulb	TOTAL Dew Point
4 / 43				.7														3	3		
42 / 41			.2	.2														2	2	2	
40 / 39			.4															2	2	1	
38 / 37				.7														3	3	2	
36 / 35			.2	.2														5	5	2	
34 / 33			.9	.4														6	6	1	4
32 / 31			.7															3	3	6	2
30 / 29		.2	.4															3	3	8	
28 / 27			.4															2	2	3	4
26 / 25		1.3	.7															9	9	3	3
24 / 23		.7	.2															4	4	12	3
22 / 21		.9	.4															6	6	3	5
20 / 19	.4	.9	.7															9	9	6	6
18 / 17	.9	1.3	.7															13	13	1	8
16 / 15		2.9																9	9	12	11
14 / 13	.7	1.6																10	10	9	3
12 / 11	.4	5.6																27	27	9	18
10 / 9	.4	3.1	.4															18	18	30	7
8 / 7		1.8	.2															9	9	16	7
6 / 5		2.9																13	13	16	9
4 / 3	1.3	2.0																15	15	18	16
2 / 1	.2	3.1																18	18	13	23
0 / -1	2.2	2.0																19	19	15	14
-2 / -3	2.2	.7																16	16	23	16
-4 / -5	4.5	.4																22	22	22	13
-6 / -7	3.4																	15	15	17	17
-8 / -9	6.7																	30	30	30	14
-10 / -11	2.7																	12	12	12	19
-12 / -13	2.9																	13	13	13	5
-14 / -15	4.5																	20	20	20	15
-16 / -17	3.4																	15	15	15	24
-18 / -19	5.2																	23	23	23	27
-20 / -21	2.5																	11	11	11	12
-22 / -23	4.3																	19	19	19	15

Element (X)	$\Sigma x'$	Σx	$\bar{x}$	σ_x	No. Obs.	Mean No. of Hours with Temperature ≤ 0 F	≤ 32 F	≥ 67 F	≥ 73 F	≥ 80 F	≥ 93 F	Total
Rel. Hum.												
Dry Bulb												
Wet Bulb												
Dew Point												

USAFETAC FORM 0-26-5 (OL A) REVISED PREVIOUS EDITIONS OF THIS FORM ARE OBSOLETE

GLOBAL CLIMATOLOGY BRANCH
USAFETAC
AIR WEATHER SERVICE/MAC

PSYCHROMETRIC SUMMARY

702615 STATION | FT WAINWRIGHT AAF AK STATION NAME | 79-83 YEARS | JAN MONTH

PAGE 2 | 0900-1100 HOURS (L. S. T.)

Temp. (F)	WET BULB TEMPERATURE DEPRESSION (F) 0	1-2	3-4	5-6	7-8	9-10	11-12	13-14	15-16	17-18	19-20	21-22	23-24	25-26	27-28	29-30	≥31	TOTAL D.B./W.B.	TOTAL Dry Bulb	TOTAL Wet Bulb	TOTAL Dew Point
-26/-25	2.7																	12	12	12	21
-28/-27	.7																	3	3	3	21
-30/-29	1.8																	8	8	8	27
-32/-31	.7																	3	3	3	4
-34/-33	2.0																	9	9	9	13
-36/-35	1.3																	6	11	6	7
-38/-37	.2																	1	15	1	12
-40/-39																			7		14
-42/-41																			7		4
-44/-43																			7		
-46/-45																			7		
-48/-47																			13		
-50/-49																			1		
-52/-51																			6		1
-54/-53																			5		
-56/-55																			3		
TOTAL	59.6	30.7	8.7	2.9														446	116	446	446

Element (X)	$\Sigma x'$	Σx	$\bar{x}$	σ_x	No. Obs.	Mean No. of Hours with Temperature ≤ 0 F	≤ 32 F	≥ 67 F	≥ 73 F	≥ 80 F	≥ 93 F	Total
Rel. Hum.	2071368	29940	67.1	11.755	446							
Dry Bulb	268845	-3775	-7.3	21.643	516	58.9	89.2					93
Wet Bulb	126269	-1119	-2.5	16.657	446	54.6	91.3					93
Dew Point	185810	-4586	-10.3	17.652	446	65.7	92.2					93

USAFETAC FORM AK 64 0-26-5 (OL A) REVISED PREVIOUS EDITIONS OF THIS FORM ARE OBSOLETE

GLOBAL CLIMATOLOGY BRANCH
USAFETAC
AIR WEATHER SERVICE/MAC

PSYCHROMETRIC SUMMARY

72615 STATION | FT WAINWRIGHT AAF AK STATION NAME | 72-83 YEARS | JAN MONTH

PAGE 1 | 1200-1400 HOURS (L. S. T.)

Temp (F)	WET BULB TEMPERATURE DEPRESSION (F) 0	1-2	3-4	5-6	7-8	9-10	11-12	13-14	15-16	17-18	19-20	21-22	23-24	25-26	27-28	29-30	≥31	TOTAL D.B.-W.B.	TOTAL Dry Bulb	TOTAL Wet Bulb	TOTAL Dew Point
46 / 45				.7														3	3		
42 / 41				.2														1	1	2	
38 / 39		.2	.9	.2														6	6	1	
34 / 37			.2	.2														2	2		
30 / 35			.2	.2														5	5	4	
26 / 33			.2	.2														2	2	2	5
22 / 31		.9	.7															7	7	3	1
18 / 29		.9	2.0															13	13	9	2
14 / 27		.2	1.1															6	6	7	3
10 / 25		.7	1.1															8	8	13	3
6 / 23		.4																4	4	9	4
2 / 21	.2	.7	.2															5	5	4	7
-2 / 19	.4	1.1																7	7	7	17
-6 / 17	.7	2.2																13	13	6	3
-10 / 15	.4	2.6																14	14	15	18
-14 / 13	.7	3.0																17	17	11	5
-18 / 11	1.5	4.1	.7															29	29	21	14
-22 / 9	.2	3.3																16	16	26	13
-26 / 7	.2	1.7																9	9	15	11
-30 / 5	.7	2.0																12	12	15	11
-34 / 3	1.5	3.0																21	21	18	9
-38 / 1	1.2	3.0																21	21	17	30
-42 / -1	4.3	.7																23	23	27	15
-46 / -3	2.2	1.1																15	15	19	22
-50 / -5	5.2	1.1																29	29	27	18
-54 / -7	2.2	.4																26	26	29	10
-58 / -9	4.3																	20	20	22	16
-62 / -11	4.2																	22	22	22	26
-66 / -13	.7																	3	3	3	5
-70 / -15	3.9																	18	16	18	27
-74 / -17	2.8																	13	13	13	14
-78 / -19	4.1																	19	19	19	28
-82 / -21	2.2																	10	10	10	20
-86 / -23	2.2																	10	10	10	14

Element (X)	$\Sigma X'$	ΣX	$\bar{X}$	σ_x	No. Obs.	Mean No. of Hours with Temperature ≤ 0 F	≤ 32 F	≥ 67 F	≥ 73 F	≥ 80 F	≥ 93 F	Total
Rel. Hum.												
Dry Bulb												
Wet Bulb												
Dew Point												

USAFETAC FORM 0-26.5 (OL A) REVISED PREVIOUS EDITIONS OF THIS FORM ARE OBSOLETE

GLOBAL CLIMATOLOGY BRANCH
USAFETAC
AIR WEATHER SERVICE/MAC

PSYCHROMETRIC SUMMARY

[illegible] STATION | FT WAINWRIGHT AAF AK STATION NAME | 76-83 YEARS | JAN MONTH

PAGE [illegible] | 1200-1400 HOURS (L. S. T.)

Temp. (F)	WET BULB TEMPERATURE DEPRESSION (F)																		TOTAL	TOTAL		
	0	1 - 2	3 - 4	5 - 6	7 - 8	9 - 10	11 - 12	13 - 14	15 - 16	17 - 18	19 - 20	21 - 22	23 - 24	25 - 26	27 - 28	29 - 30	≥ 31	D.B./W.B.	Dry Bulb	Wet Bulb	Dew Point
[illegible]/-25	2.2																	10	10	10	16
[illegible]/-27	1.3																	6	6	6	7
[illegible]/-29	2.4																	11	11	11	12
[illegible]/-31	.9																	4	4	4	4
[illegible]/-33	.4																	2	2	2	15
-34/-35	.2																	1	4	1	12
[illegible]/-37																			3		10
[illegible]/-39																			7		1
[illegible]/-41																			1		
[illegible]/-43																			10		1
[illegible]/-45																			6		
-46/-47																			4		
[illegible]/-49																			1		
[illegible]/-51																			2		
[illegible]/-53																			1		
TOTAL	57.3	33.2	7.2	2.4														471	116	471	451

Element (X)	ΣX^2	ΣX	$\bar{X}$	σ_x	No. Obs.	Mean No. of Hours with Temperature						
						≤ 0 F	≤ 32 F	≤ 67 F	≤ 73 F	≤ 80 F	≤ 93 F	Total
Rel. Hum.	2207548	31471	68.1	11.350	461							
Dry Bulb	234475	-1953	-3.9	20.999	516	53.5	89.6					93
Wet Bulb	123316	6	.1	16.173	461	50.2	90.8					93
Dew Point	161788	-3418	-7.4	17.723	461	61.5	92.0					93

USAFETAC FORM 0-26-5 (OL A) REVISED PREVIOUS EDITIONS OF THIS FORM ARE OBSOLETE

GLOBAL CLIMATOLOGY BRANCH
USAFETAC
AT WEATHER SERVICE/MAC

PSYCHROMETRIC SUMMARY

7 [illegible] FT FAIRWEIGHT AAF AK 72-87 JAN
STATION STATION NAME YEARS MONTH

PART 1 1 [illegible]-17[illegible]
HOURS (L.S.T.)

Temp (F)	WET BULB TEMPERATURE DEPRESSION (F) 0	1-2	3-4	5-6	7-8	9-10	11-12	13-14	15-16	17-18	19-20	21-22	23-24	25-26	27-28	29-30	≥31	TOTAL D.B.-W.B.	TOTAL Dry Bulb	TOTAL Wet Bulb	TOTAL Dew Point
[illegible] / 41				•1														1	1		
[illegible] / 41			•2	•4																	
[illegible] / 37			•2	1•3																	
[illegible] / 35		•2	•2																		
[illegible] / 33		•2	•2	•2																	
[illegible] / 31		•4	1•3																		
[illegible] / 29		•4	1•9																		
[illegible] / 27		•6	•6	•4																	
[illegible] / 25		•6	•4																		
[illegible] / 23		•4																			
[illegible] / 21	•2	1•2																			
[illegible] / 19		1•5																			
[illegible] / 17		1•1																			
[illegible] / 15	1•1	2•2																			
[illegible] / 13	1•1	2•6																			
[illegible] / 11	1•1	2•4																			
[illegible] / 9	•4	2•8	•4																		
[illegible] / 7	•2	2•8																			
[illegible] / 5	•4	1•8																			
[illegible] / 3	1•2	2•2																			
[illegible] / 1	4•1	5•2																			
[illegible] / -1	2•[illegible]	•6																			
[illegible] / -3	•4	1•1																			
[illegible] / -5	3•2	•9																			
[illegible] / -7	3•2	•2																			
[illegible] / -9	3•4																				
[illegible] / -11	5•3																				
[illegible] / -13	1•2																				
[illegible] / -15	3•0																				
[illegible] / -17	3•9																				
[illegible] / -19	4•3																				
[illegible] / -21	3•2																				
[illegible] / -23	1•9																				
[illegible] / -25	2•6																				

Element (X)	$\Sigma x'$	Σx	$\bar{x}$	σ_x	No. Obs.
Rel. Hum.					
Dry Bulb					
Wet Bulb					
Dew Point					

Mean No. of Hours with Temperature	≤ 0 F	≤ 32 F	≤ 67 F	≥ 73 F	≥ 80 F	≥ 93 F	Total
Rel. Hum.							
Dry Bulb							
Wet Bulb							
Dew Point							

USAFETAC FORM AM 80 0-26 5 (OL A) REVISED PREVIOUS EDITIONS OF THIS FORM ARE OBSOLETE

GLOBAL CLIMATOLOGY BRANCH
USAFETAC
AIR WEATHER SERVICE/MAC

2

PSYCHROMETRIC SUMMARY

725815 — STATION
FT WAINWRIGHT AAF AK — STATION NAME
78-83 — YEARS
JAN — MONTH
PAGE 1
15 0-17 0 — HOURS (L.S.T.)

Temp. (F)	WET BULB TEMPERATURE DEPRESSION (F) 0	1-2	3-4	5-6	7-8	9-10	11-12	13-14	15-16	17-18	19-20	21-22	23-24	25-26	27-28	29-30	≥31	TOTAL D.B./W.B.	TOTAL Dry Bulb	Wet Bulb	Dew Point
-[illegible]/-27	1.3																	7	7	7	12
-[illegible]/-29	1.1																	5	5	5	14
-[illegible]/-31	1.3																	6	6	6	11
-[illegible]/-33	1.3																	6	6	6	6
-[illegible]/-35	.4																	2	3	2	14
-[illegible]/-37																			3		14
-[illegible]/-39																			9		5
-[illegible]/-41																			11		7
-[illegible]/-43																			10		
-[illegible]/-45																			5		
-[illegible]/-47																			5		
-[illegible]/-49																			2		
-[illegible]/-51																			3		
-[illegible]/-53																			3		
TOTAL	58.5	32.0	6.1	2.6														462	462	462	

Element (X)	$\Sigma X'$	ΣX	$\bar{X}$	σ_x	No. Obs.	Mean No. of Hours with Temperature ≤ 0 F	≤ 32 F	≤ 67 F	≤ 73 F	≤ 80 F	≤ 93 F	Total
Rel. Hum.	2229393	31645	68.5	11.629	462							
Dry Bulb	237157	-2369	-4.6	21.000	514	51.9	89.7					93
Wet Bulb	124413	-445	-1.3	16.403	462	49.9	90.2					93
Dew Point	176728	-3344	-8.3	17.719	462	63.8	93.3					93

USAFETAC FORM 0-26-5 (OL-A) PREVIOUS EDITIONS OF THIS FORM ARE OBSOLETE

GLOBAL CLIMATOLOGY BRANCH
USAFETAC
AIR WEATHER SERVICE/MAC

PSYCHROMETRIC SUMMARY

70[illegible]615 FT WAINWRIGHT AAF AK 78-83
STATION STATION NAME YEARS MONTH

PAGE 1 18[illegible]
HOURS (L.S.T.)

Temp. (F)	WET BULB TEMPERATURE DEPRESSION (F) 0	1-2	3-4	5-6	7-8	9-10	11-12	13-14	15-16	17-18	19-20	21-22	23-24	25-26	27-28	29-30	≥31	TOTAL D.B./W.B.	TOTAL Dry Bulb	Wet Bulb	Dew Point
4[illegible]/ 45				.4														[illegible]	[illegible]		
[illegible]4/ 43				.2														1	1		
4[illegible]/ 39			.7	.7														6	6	2	
3[illegible]/ 37		.2		.2														2	2	1	
[illegible]/ 35			.7															[illegible]	3	[illegible]	
3[illegible]/ 33		.2	.9															[illegible]	5	3	
[illegible]2/ 31		1.1	1.3															11	11	5	5
3[illegible]/ 29			.9															4	4	11	2
2[illegible]/ 27		1.1	.7	.2														9	9	3	3
2[illegible]/ 25		1.3	.7															9	9	10	11
[illegible]4/ 23			.2															1	1	10	2
[illegible]2/ 21	.7	.9																7	7	6	8
[illegible]/ 19	.2	.4	.4															5	5	6	11
1[illegible]/ 17		1.1																5	5	5	8
1[illegible]/ 15	.9	2.7																16	16	13	5
1[illegible]/ 13	1.1	1.6																12	12	11	10
1[illegible]/ 11	.2	1.1																6	6	8	17
1[illegible]/ [illegible]	.2	4.3	.2															21	21	13	10
[illegible]/ 7	.2	3.9																18	18	18	5
[illegible]/ 5	.2	1.6																8	8	19	3
[illegible]/ 3	1.8	.9																12	12	13	9
[illegible]/ 1	4.5	2.9																33	33	30	20
[illegible]/ -1	4.5	.2																21	21	24	18
-[illegible]/ -3	1.6	.4																9	9	9	18
-4/ -5	2.2	.9																14	14	12	23
-[illegible]/ -7	3.6																	16	16	19	18
-[illegible]/ -9	4.9																	22	22	22	14
-1[illegible]/-11	7.[illegible]																	35	35	35	6
-1[illegible]/-13	4.0																	18	18	18	8
-14/-15	2.[illegible]																	11	11	11	17
-1[illegible]/-17	2.[illegible]																	13	13	13	19
-1[illegible]/-19	5.6																	25	25	25	21
-[illegible]/-21	3.4																	15	15	15	20
-[illegible]2/-23	1.8																	8	8	8	15

Element (X)	ΣX^2	ΣX	$\bar{X}$	σ_x	No. Obs.	Mean No. of Hours with Temperature ≤ 0 F	≤ 32 F	≥ 67 F	≥ 73 F	≥ 80 F	≥ 93 F	Total
Rel. Hum.												
Dry Bulb												
Wet Bulb												
Dew Point												

USAFETAC FORM 0-26-5 (OL A) REVISED PREVIOUS EDITIONS OF THIS FORM ARE OBSOLETE

GLOBAL CLIMATOLOGY BRANCH
USAFETAC
AIR WEATHER SERVICE/MAC

PSYCHROMETRIC SUMMARY

70615	FT WAINWRIGHT AAF AK	78-83	JAN
STATION	STATION NAME	YEARS	MONTH

 1800-2000 HOURS (L. S. T.)

Temp. (F)	WET BULB TEMPERATURE DEPRESSION (F)																		TOTAL	TOTAL		
	0	1-2	3-4	5-6	7-8	9-10	11-12	13-14	15-16	17-18	19-20	21-22	23-24	25-26	27-28	29-30	≥31	D.B./W.B.	Dry Bulb	Wet Bulb	Dew Point
-2?/-25	3.1																	14	14	14	21
-2?/-27	1.6																	7	7	7	23
-2?/-29	2.0																	9	9	9	11
-?/-31	.2																	1	1	1	8
-?2/-33	2.2																	10	10	10	10
-34/-35	.2																	1	4	1	20
-?/-37																			13		12
-?/-39																					10
-?2/-41																			10		3
-?2/-43																			11		1
-?4/-45																			8		
-4?/-47																			4		
-?2/-49																			5		
-?/-51																			4		
-?2/-53																			2		
-?/-55																			2		
TOTAL	64.5	27.0	6.7	1.8														445	508	445	445

Element (X)	Σ_{X^2}	Σ_X	$\bar{X}$	σ_x	No. Obs.	Mean No. of Hours with Temperature						
						≤ 0 F	≤ 32 F	≥ 67 F	≥ 73 F	≥ 80 F	≥ 93 F	Total
Rel. Hum.	2121871	30251	68.0	12.138	445							
Dry Bulb	257142	-3220	-6.3	21.604	508	57.1	89.5					93
Wet Bulb	126669	-826	-1.9	16.788	445	52.9	90.7					93
Dew Point	187658	-4176	-9.4	18.286	445	66.0	93.0					93

USAFETAC FORM 0-26-5 (OL A) REVISED PREVIOUS EDITIONS OF THIS FORM ARE OBSOLETE

GLOBAL CLIMATOLOGY BRANCH
USAFETAC
AIR WEATHER SERVICE/MAC

PSYCHROMETRIC SUMMARY

7 2815 — STATION
FT WAINWRIGHT AAF AK — STATION NAME
79-83 — YEARS
JAN — MONTH

PAGE 1 — 2100-2300 HOURS (L. S. T.)

Temp. (F)	WET BULB TEMPERATURE DEPRESSION (F) 0	1-2	3-4	5-6	7-8	9-10	11-12	13-14	15-16	17-18	19-20	21-22	23-24	25-26	27-28	29-30	≥31	TOTAL D.B./W.B.	TOTAL Dry Bulb	TOTAL Wet Bulb	TOTAL Dew Point
[illegible] / 43			.0															1	1		
5[illegible] / 39			.9															1	1	1	
3[illegible] / 37			.9															1	1		
[illegible] / 35			.2															1	1	1	
34 / 33			.9															1	1	1	1
[illegible] / 31			3.4															4	4	1	1
30 / 29		.9	1.7															3	3	1	
[illegible] / 27			1.7															2	2	5	1
26 / 25		.9	.9															2	2	2	2
24 / 23		1.7		.9														5	3	4	1
[illegible] / 21		.9																1	1	2	2
[illegible] / 19		.9																1	1	2	4
18 / 17		.9																1	1	1	2
[illegible] / 15		.9																1	1	1	4
14 / 13	.9	.9																2	2	2	1
[illegible] / 11		1.7																2	2	1	2
10 / [illegible]	1.7	.9																3	3	4	2
[illegible] / 7	.9	4.3																6	6	3	
[illegible] / [illegible]		.9																1	1	4	2
[illegible] / 3	.9	2.6																4	4	4	3
/ 1	2.6	4.3																8	8	6	5
[illegible] / -1	4.3																	5	5	6	2
-[illegible] / -3	1.7																	2	2	[illegible]	2
-[illegible] / -5	3.4	2.6																7	7	4	5
-[illegible] / -7	.9																	1	1	4	7
-[illegible] / -9	6.0																	7	7	7	4
-[illegible] / -11	8.6																	10	10	10	6
-1[illegible] / -13	2.6																	3	3	3	
-1[illegible] / -15	6.0																	7	7	7	1
-1[illegible] / -17	.9																	1	1	1	4
-1[illegible] / -19	4.3																	5	5	5	12
-[illegible] / -21	2.6																	3	3	3	3
-2[illegible] / -23	3.4																	4	4	4	1
-24 / -25	2.6																	3	3	3	2

Element (X)	$\Sigma X'$	ΣX	$\bar{X}$	σ_x	No. Obs.	Mean No. of Hours with Temperature ≤ 0 F	≤ 32 F	≤ 67 F	≤ 73 F	≤ 80 F	≤ 93 F	Total
Rel. Hum.												
Dry Bulb												
Wet Bulb												
Dew Point												

USAFETAC FORM AWS 64 0-26-5 (OL-A) REVISED PREVIOUS EDITIONS OF THIS FORM ARE OBSOLETE

GLOBAL CLIMATOLOGY BRANCH
USAFETAC
AIR WEATHER SERVICE/MAC

PSYCHROMETRIC SUMMARY

70261[illegible] | FT WAINWRIGHT AAF AK | 79-83 | | JAN
STATION | STATION NAME | YEARS | | MONTH

PAGE [illegible] | 21[illegible]-2300
HOURS (L. S. T.)

Temp. (F)	WET BULB TEMPERATURE DEPRESSION (F)																	TOTAL	TOTAL		
	0	1 - 2	3 - 4	5 - 6	7 - 8	9 - 10	11 - 12	13 - 14	15 - 16	17 - 18	19 - 20	21 - 22	23 - 24	25 - 26	27 - 28	29 - 30	≥ 31	D.B./W.B.	Dry Bulb	Wet Bulb	Dew Point
-[illegible]/-27	1.7																	2	2	2	2
-[illegible]/-29	1.7																	2	2	2	6
-[illegible]/-31	1.7																	2	2	2	1
-[illegible]/-33	3.4																	4	4	4	3
-[illegible]/-35																					3
-[illegible]/-37																					6
-[illegible]/-39																					
-40/-41																			1		1
-42/-43																			5		1
-44/-45																					
-46/-47																			1		
-[illegible]/-51																			4		
-[illegible]/-55																			1		
TOTAL	62.	42.	4.	8	12.	0		.9										117	135	117	117

Element (X)	$\Sigma_{X'}$	Σ_X	$\bar{X}$	σ_x	No. Obs.	Mean No. of Hours with Temperature						
						≤ 0 F	≤ 32 F	≤ 67 F	≥ 73 F	≥ 80 F	≥ 93 F	Total
Rel. Hum.	5231[illegible]	7698	65.9	11.967	117							
Dry Bulb	76762	-978	-7.2	22.80[illegible]	135	59.2	89.6					93
Wet Bulb	36929	-271	-2.3	17.690	117	56.4	90.6					93
Dew Point	53833	-1219	-10.4	18.831	117	66.8	92.2					93

USAFETAC FORM 0-26-5 (OL A) REVISED PREVIOUS EDITIONS OF THIS FORM ARE OBSOLETE

GLOBAL CLIMATOLOGY BRANCH
USAFETAC
AIR WEATHER SERVICE/MAC

PSYCHROMETRIC SUMMARY

72615 STATION | FT WAINWRIGHT AAF AK STATION NAME | 78-83 YEARS | JAN MONTH

PAGE 1 | ALL HOURS (L. S. T.)

Temp. (F)	WET BULB TEMPERATURE DEPRESSION (F) 0	1-2	3-4	5-6	7-8	9-10	11-12	13-14	15-16	17-18	19-20	21-22	23-24	25-26	27-28	29-30	≥31	TOTAL D.B./W.B.	TOTAL Dry Bulb	TOTAL Wet Bulb	TOTAL Dew Point
46 / 45				.5														12	12		
44 / 43			.1	.1														4	4		
42 / 41			.1	.1														6	6	4	
40 / 39		.0	.5	.3	.2													22	22	12	
38 / 37		.0	.2	.6														20	20	7	
36 / 35		.0	.4	.4														21	21	16	1
34 / 33		.1	.5	.2														20	20	22	16
32 / 31		.4	1.0	.1														37	37	22	15
30 / 29		.4	1.2															39	39	40	6
28 / 27		.7	.6	.1														36	36	27	16
26 / 25	.0	.9	.6															38	38	59	33
24 / 23		.6	.1	.0														18	18	45	15
22 / 21	.4	.8	.2	.0														37	37	31	35
20 / 19	.3	1.3	.2															46	46	35	74
18 / 17	.5	1.4	.2															53	53	54	34
16 / 15	.5	2.3																69	69	67	62
14 / 13	.8	2.3																77	77	57	42
12 / 11	.7	3.4	.2															105	105	74	73
10 / 9	.4	3.1	.4															97	97	119	58
8 / 7	.2	2.4	.0															68	68	91	50
6 / 5	.4	1.8																55	55	91	43
4 / 3	1.4	2.2																91	91	92	67
2 / 1	2.5	3.8																158	158	120	123
0 / -1	3.3	.9																124	109	126	83
-2 / -3	1.7	.7																61	60	70	100
-4 / -5	3.9	.9																119	119	110	96
-6 / -7	4.3	.1																110	110	126	80
-8 / -9	5.2																	130	130	133	82
-10 / -11	5.1																	127	127	127	97
-12 / -13	2.2																	55	55	55	36
-14 / -15	3.7																	92	92	92	114
-16 / -17	3.6																	90	90	90	95
-18 / -19	4.9																	120	120	120	160
-20 / -21	3.0																	75	75	75	104

Element (X)	$\Sigma X'$	ΣX	$\bar{X}$	σ_x	No. Obs.	Mean No. of Hours with Temperature ≤ 0 F	≤ 32 F	≤ 67 F	≤ 73 F	≤ 80 F	≤ 93 F	Total
Rel. Hum.												
Dry Bulb												
Wet Bulb												
Dew Point												

FORM AA 64 0-26-5 (OL A) REVISED PREVIOUS EDITIONS OF THIS FORM ARE OBSOLETE

USAFETAC

GLOBAL CLIMATOLOGY BRANCH
USAFETAC
AIR WEATHER SERVICE/MAC

PSYCHROMETRIC SUMMARY

7[illegible]26[illegible]15 STATION | FT WAINWRIGHT AAF AK STATION NAME | 7[illegible]-8[illegible] YEARS | JAN MONTH

ALL HOURS (L. S. T.)

Temp. (F)	WET BULB TEMPERATURE DEPRESSION (F) 0	1-2	3-4	5-6	7-8	9-10	11-12	13-14	15-16	17-18	19-20	21-22	23-24	25-26	27-28	29-30	≥31	TOTAL D.B./W.B.	TOTAL Dry Bulb	TOTAL Wet Bulb	TOTAL Dew Point
[illegible]/-23	2.4																	61	61	61	92
-24/-25	2.3																	57	57	57	89
-26/-27	1.4																	34	34	34	91
-28/-29	1.9																	47	47	47	100
-30/-31	1.[illegible]																	26	26	26	48
-32/-33	1.[illegible]																	46	48	48	58
-34/-35	.6																	15	35	15	71
-36/-37	.																	1	61	1	82
-38/-39																			29		50
-40/-41																			39		15
-42/-43																			62		3
-44/-45																			43		
-46/-47																			35		
-48/-49																			11		
-50/-51																			34		1
-52/-53																			10		
-54/-55																			10		
TOTAL	50.4	30.6	6.5	2.5	.0													2[illegible]56		2500	
																		2500		2500	

Element (X)	Σ_X'	Σ_X	$\bar{X}$	σ_x	No. Obs.	Mean No. of Hours with Temperature ≤ 0 F	≤ 32 F	≤ 67 F	≤ 73 F	≤ 80 F	≤ 93 F	Total
Rel. Hum.	11878092	169868	67.9	11.596	2500	449.9	716.6					744
Dry Bulb	1435439	-17451	-6.1	21.577	2[illegible]56	421.1	725.8					744
Wet Bulb	699713	-9063	-1.6	16.654	2500	516.9	738.9					744
Dew Point	997043	-22857	-9.1	17.758	2500							

USAFETAC FORM AS 64 0-26-5 (OL A) REVISED PREVIOUS EDITIONS OF THIS FORM ARE OBSOLETE

GLOBAL CLIMATOLOGY BRANCH
USAFETAC
AIR WEATHER SERVICE/MAC

PSYCHROMETRIC SUMMARY

7 2615 — STATION
FT WAINWRIGHT AAF AK — STATION NAME
76-83 — YEARS
FEB — MONTH

0300-0500 — HOURS (L. S. T.)

Temp. (F)	WET BULB TEMPERATURE DEPRESSION (F) 0	1 - 2	3 - 4	5 - 6	7 - 8	9 - 10	11 - 12	13 - 14	15 - 16	17 - 18	19 - 20	21 - 22	23 - 24	25 - 26	27 - 28	29 - 30	≥ 31	TOTAL D.B./W.B.	TOTAL Dry Bulb	TOTAL Wet Bulb	TOTAL Dew Point
[illegible] 43			.8															1	1		
[illegible] 41																				1	
[illegible] 38			.8															1	1		
3[illegible] 37				.8														1	1		1
3[illegible] 35																				1	
30[illegible] 33			.8	1.7														3	3		
[illegible]2[illegible] 31		1.7		.8														3	3	1	
[illegible]8[illegible] 29		.8	3.4															5	5	3	1
2[illegible] 27	.8	.8																2	2	4	1
2[illegible] 25		.8																1	1	6	2
2[illegible] 23		1.7																2	2	2	
[illegible]2[illegible] 21		2.5																3	3	3	4
20[illegible] 19	.8	3.4	.8															6	6	4	7
1[illegible] 17		.8																1	1	4	2
16[illegible] 15		1.7																2	2		6
1[illegible] 13		3.4																4	4	2	2
12[illegible] 11	.8	1.7																3	3	5	1
1[illegible] 9		2.5																3	3	2	2
[illegible]7 7		3.4																4	4	3	4
[illegible] 5	.8	2.5																4	4	8	2
[illegible] 3	2.5	3.4																7	7	6	5
[illegible] 1	.8	2.5																4	4	3	6
[illegible] -1	2.5	.7																4	4	5	3
-[illegible] -3	3.4	2.5																7	7	6	2
-[illegible] -5	5.1	.8																7	7	8	4
-[illegible] -7	4.2																	5	5	6	2
-[illegible] -9	3.4																	4	4	4	9
-[illegible] -11	2.5																	3	3	3	6
-1[illegible] -13	1.7																	2	2	2	
-1[illegible] -15	2.5																	3	3	3	5
-16[illegible] -17	1.7																	2	2	2	6
-1[illegible] -19	6.7																	8	8	8	5
-2[illegible] -21	1.7																	2	2	2	4
-2[illegible] -23	1.7																	2	2	2	5

Element (X)	$\Sigma X'$	ΣX	$\bar{X}$	σ_x	No. Obs.	Mean No. of Hours with Temperature ≤ 0 F	≤ 32 F	≥ 67 F	≥ 73 F	≥ 80 F	≥ 93 F	Total
Rel. Hum.												
Dry Bulb												
Wet Bulb												
Dew Point												

USAFETAC FORM 0-26-5 (OL A) REVISED PREVIOUS EDITIONS OF THIS FORM ARE OBSOLETE

GLOBAL CLIMATOLOGY BRANCH
USAFETAC
AIR WEATHER SERVICE/MAC

PSYCHROMETRIC SUMMARY

702615 STATION | FT WAINWRIGHT AAF AK STATION NAME | 78-83 YEARS | FEB MONTH

PAGE 2 | 0300-0500 HOURS (L. S. T.)

Temp. (F)	WET BULB TEMPERATURE DEPRESSION (F) 0	1-2	3-4	5-6	7-8	9-10	11-12	13-14	15-16	17-18	19-20	21-22	23-24	25-26	27-28	29-30	≥31	TOTAL D.B./W.B.	TOTAL Dry Bulb	TOTAL Wet Bulb	TOTAL Dew Point
-26/-25	1.7																	2	2	2	2
-24/-23	.6																	1	1	1	3
-22/-21	3.4																	4	4	4	7
-20/-19	2.2																	3	3	3	
-18/-17																					1
-16/-15																					2
-14/-13																			2		3
-12/-11																			2		3
-10/-9																			1		1
-8/-7																			4		
-6/-5																			1		
-4/-3																			5		
-2/-1																			1		
0/1																			2		
TOTAL	92.1	37.8	6.7	3.4														119	137	119	119
																		119		119	

Element (X)	$\Sigma_{X'}$	Σ_X	$\bar{X}$	σ_x	No. Obs.	Mean No. of Hours with Temperature ≤ 0 F	≤ 32 F	≤ 67 F	≤ 73 F	≤ 80 F	≤ 93 F	Total
Rel. Hum.	582628	8218	69.1	11.313	119							
Dry Bulb	75334	-542	-4.0	23.198	137	47.2	80.3					84
Wet Bulb	35731	145	1.2	17.358	119	43.1	82.6					64
Dew Point	44579	-705	-5.2	18.508	119	51.5	87.3					84

USAFETAC FORM 0-26-5 (OL A) REVISED PREVIOUS EDITIONS OF THIS FORM ARE OBSOLETE

GLOBAL CLIMATOLOGY BRANCH
USAFETAC
AT WEATHER SERVICE/MAC

PSYCHROMETRIC SUMMARY

702615 STATION | FT WAINWRIGHT AAF AK STATION NAME | 77-82 YEARS | FEB MONTH

PAGE 1 | 0600-0900 HOURS (L. S. T.)

Temp. (F)	WET BULB TEMPERATURE DEPRESSION (F) 0	1-2	3-4	5-6	7-8	9-10	11-12	13-14	15-16	17-18	19-20	21-22	23-24	25-26	27-28	29-30	≥31	TOTAL D.B./W.B.	TOTAL Dry Bulb	TOTAL Wet Bulb	TOTAL Dew Point
[illegible] / 47			.2															1	1		
[illegible] / 45			.5															2	2		
[illegible] 47 / 43																				2	
[illegible] / 41																				1	
[illegible] / 39			.8	.2	.2													6	6		2
[illegible] / 37		.2	.2	.7														5	5	2	1
[illegible] / 35			.5	1.6														9	9	5	
[illegible] / 33			.2	.7														4	4	2	3
[illegible] / 31	.2	1.4	.5															9	9	6	3
[illegible] / 29	.5	.5	.7															7	7	16	3
[illegible] / 27		1.4																6	6	7	3
[illegible] / 25	.5	1.4	.2															9	9	9	7
[illegible] / 23	.2	.5	.7															8	8	7	8
21 / 21	.2	3.1	.2															15	15	13	12
[illegible] / 19	.7	2.7	.2															17	17	16	11
[illegible] / 17	.2	1.6	.2															9	9	11	16
[illegible] / 15		2.7																8	8	4	13
[illegible] / 13		1.6																7	7	7	9
[illegible] / 11	1.1	2.5	.5															11	11	12	7
[illegible] / 9	.2	3.6	.2															16	16	17	12
[illegible] / 7	.5	1.1																7	7	16	16
[illegible] / 5	.5	2.1																13	10	13	4
[illegible] / 3	.9	2.9																15	15	15	16
[illegible] / 1	2.7	5.7																37	37	27	19
[illegible] / -1	4.4	.7																24	25	14	9
[illegible] / -3	2.5	2.9																22	22	21	12
[illegible] / -5	3.0	1.1																18	21	10	16
[illegible] / -7	2.5	.5																13	13	16	22
[illegible] / -9	3.6																	16	16	18	21
[illegible] / -11	2.7																	12	12	12	24
[illegible] / -13	.9																	4	8	4	5
[illegible] / -15	2.1																	9	9	9	19
[illegible] / -17	2.0																	9	9	9	10
[illegible] / -19	3.6																	16	16	16	27

Element (X)	$\Sigma X'$	ΣX	$\bar{X}$	σ_x	No. Obs.	Mean No. of Hours with Temperature						
Rel. Hum.						≤ 0 F	≤ 32 F	≤ 67 F	≤ 73 F	≥ 80 F	≥ 93 F	Total
Dry Bulb												
Wet Bulb												
Dew Point												

FORM AF 64 0-26-5 (OL A) REVISED PREVIOUS EDITIONS OF THIS FORM ARE OBSOLETE

USAFETAC

GLOBAL CLIMATOLOGY BRANCH
USAFETAC
AIR WEATHER SERVICE/MAC

2

PSYCHROMETRIC SUMMARY

7 7615 FT WAINWRIGHT AAF AK 77-67 FEB
STATION STATION NAME YEARS MONTH

PAGE 2 0600-0900
HOURS (L. S. T.)

Temp. (F)	WET BULB TEMPERATURE DEPRESSION (F) 0	1-2	3-4	5-6	7-8	9-10	11-12	13-14	15-16	17-18	19-20	21-22	23-24	25-26	27-28	29-30	≥31	TOTAL D.B./W.B.	TOTAL Dry Bulb	TOTAL Wet Bulb	TOTAL Dew Point
/-21	1.6																	7	7	7	15
/-23	1.6																	7	7	7	1
/-25	3.2																	14	14	14	10
/-27	2.3																	10	10	11	6
/-29	3.6																	16	16	16	9
/-31	1.4																	6	6	6	15
/-33	2.0																	9	9	9	7
/-35	.2																	2	4	2	7
/-37																			8		16
/-39																			4		13
/-41																			1		5
/-43																			11		2
/-45																			6		
/-47																			16		
/-49																			3		
/-51																			9		
/-53																			3		
/-55																			1		
TOTAL	52.0	33	8.4	5.9	3.2	.2												442	517	440	440

Element (X)	ΣX^2	ΣX	$\bar{X}$	σ_x	No. Obs.	Mean No. of Hours with Temperature ≤ 0 F	≤ 32 F	≤ 67 F	≤ 73 F	≤ 80 F	≤ 93 F	Total
Rel. Hum.	2169438	30508	69.3	11.104	440							
Dry Bulb	296124	-2458	-4.8	23.478	517	47.3	79.6					54
Wet Bulb	1436 3	271	.6	18.081	440	43.1	61.7					64
Dew Point	176618	-2832	-6.4	19.114	440	53.7	82.9					34

USAFETAC FORM AW 64 0-26-5 (OL A) REVISED PREVIOUS EDITIONS OF THIS FORM ARE OBSOLETE

GLOBAL CLIMATOLOGY BRANCH
USAFETAC
AIR WEATHER SERVICE/MAC

PSYCHROMETRIC SUMMARY

7[illegible]15 | FT AINWRIGHT AAF AK | 77-83 | FEB
STATION | STATION NAME | YEARS | MONTH

PAGE 1 | 0900-1100
HOURS (L. S. T.)

Temp. (F)	WET BULB TEMPERATURE DEPRESSION (F) 0	1-2	3-4	5-6	7-8	9-10	11-12	13-14	15-16	17-18	19-20	21-22	23-24	25-26	27-28	29-30	≥31	TOTAL D.B.-W.B.	TOTAL Dry Bulb	TOTAL Wet Bulb	TOTAL Dew Point
[illegible] / 47				.4														2	2		
[illegible] / 45			.2															1	1		
[illegible] / 43					.2													1	1	2	
[illegible] / 41				.4														2	2	1	
4[illegible] / 39		.2	.6	.2	.4	.2												12	12		
[illegible] / 37			.4	.4	.2													5	5	1	2
[illegible] / 35				1.[illegible]														7	7	[illegible]	1
[illegible] / 33			.2															1	1	5	1
[illegible] / 31	.4	.4	.2		.2													9	9	10	4
[illegible] / 29	.4	1.3	.4	.2														13	13	11	4
[illegible] / 27		1.1	.6															8	8	7	5
[illegible] / 25		1.3	1.1															11	11	12	6
[illegible] / 23	.2	1.1	.2															7	7	16	2
[illegible] / 21	.2	1.9	1.1															15	15	9	9
[illegible] / 19	1.1	2.2	.6															15	15	14	14
[illegible] / 17	.4	1.9	.4															13	13	16	22
[illegible] / 15	.9	2.8	.2															15	18	17	9
[illegible] / 13		3.0	.4															16	16	1[illegible]	13
[illegible] / 11	1.1	2.8	.9															22	22	19	15
[illegible] / [illegible]	.2	3.[illegible]	.2															18	18	23	20
[illegible] / 7	.7	1.7																9	9	[illegible]	11
[illegible] / 5	.2	3.1																15	15	11	14
[illegible] / 3	1.3	4.5																27	27	[illegible]6	12
[illegible] / 1	.6	5.8																[illegible]	30	25	19
[illegible] / -1	2.6	1.3																18	24	[illegible]5	17
[illegible] / -3	2.6	1.3																18	1[illegible]	[illegible]2	[illegible]
[illegible] / -5	2.2	1.1																15	17	15	24
[illegible] / -7	1.1	.2																[illegible]	7	[illegible]	18
[illegible] / -9	[illegible].1																	14	14	15	[illegible]
[illegible] / -11	2.2																	[illegible]	[illegible]	10	17
[illegible] / -13	1.3																	[illegible]	6	[illegible]	[illegible]
[illegible] / -15	2.6																	12	1[illegible]	12	17
[illegible] / -17	2.8																	13	13	13	[illegible]
[illegible] / -19	3.7																	17	17	17	29

Element (X)	$\Sigma X'$	ΣX	$\bar{X}$	σ_x	No. Obs.	Mean No. of Hours with Temperature ≤ 0 F	≤ 32 F	≥ 67 F	≥ 73 F	≥ 80 F	≥ 93 F	Total
Rel. Hum.												
Dry Bulb												
Wet Bulb												
Dew Point												

USAFETAC FORM 0-26.5 (OL A) REVISED PREVIOUS EDITIONS OF THIS FORM ARE OBSOLETE

CLOBAL CLIMATOLOGY BRANCH
USAFETAC
AIR WEATHER SERVICE/MAC

PSYCHROMETRIC SUMMARY

7 2515 (STATION) FT WAINWRIGHT AAF AK (STATION NAME) 77-83 (YEARS) FEB (MONTH)

PAGE [illegible] 0900-1100 (HOURS (L.S.T.))

Temp. (F)	WET BULB TEMPERATURE DEPRESSION (F) 0	1-2	3-4	5-6	7-8	9-10	11-12	13-14	15-16	17-18	19-20	21-22	23-24	25-26	27-28	29-30	≥31	TOTAL D.B.-W.B.	TOTAL Dry Bulb	TOTAL Wet Bulb	TOTAL Dew Point
-[illegible]/-21	1.[illegible]																	[illegible]	[illegible]	[illegible]	13
-22/-23	1.[illegible]																	[illegible]	9	[illegible]	2
-2[illegible]/-2[illegible]	2.4																	11	11	11	13
-2[illegible]/-27	1.9																	[illegible]	9	[illegible]	11
-[illegible]/-29	1.9																	[illegible]	9	9	[illegible]
-[illegible]/-31	.2																	1	1	1	2
-[illegible]/-33	1.[illegible]																	[illegible]	[illegible]	[illegible]	[illegible]
-3[illegible]/-35	.4																	2	[illegible]	2	14
-[illegible]/-37																			[illegible]		10
-[illegible]/-39																			[illegible]		7
-[illegible]/-41																			[illegible]		1
-42/-43																			[illegible]		
-44/-4[illegible]																			[illegible]		
-4[illegible]/-47																			[illegible]		
-4[illegible]/-49																			1		
-[illegible]/-51																			3		
TOTAL	43.[illegible]	42.5	8.4	3.9	1.3	.2													[illegible]		463
																		463		463	

Element (X)	ΣX^2	ΣX	$\bar{X}$	σ_x	No. Obs.	Mean No. of Hours with Temperature ≤0 F	≤32 F	≥67 F	≥73 F	≥80 F	≥93 F	Total
Rel. Hum.	2204017	31439	67.9	12.240	463							
Dry Bulb	251524	-16	.0	22.017	520	39.1	79.0					84
Wet Bulb	145170	1462	3.2	17.442	463	35.9	80.9					84
Dew Point	159129	-1985	-4.3	18.256	463	49.7	83.3					84

USAFETAC FORM JUN 64 0-26-5 (OL A) REVISED PREVIOUS EDITIONS OF THIS FORM ARE OBSOLETE

CLIMATIC CLIMATOLOGY BRANCH
USAFETAC
AIR WEATHER SERVICE/MAC

PSYCHROMETRIC SUMMARY

2 2 15 — STATION
FT FAIRBANKS AAF AK — STATION NAME
77-87 — YEARS
[illegible] — MONTH
[illegible] — HOURS (LST)

Temp. (F)	WET BULB TEMPERATURE DEPRESSION (F) 0	1-2	3-4	5-6	7-8	9-10	11-12	13-14	15-16	17-18	19-20	21-22	23-24	25-26	27-28	29-30	≥31	TOTAL D.B.=W.B.	TOTAL Dry Bulb	TOTAL Wet Bulb	TOTAL Dew Point
[illegible] / 47						.2												1	1		
[illegible] / 45			.2	.2	.4													4	4		
[illegible] / 43				.4	.4	.4												9	9		
[illegible] / 41				1.6	1.6													12	12		
[illegible] / [illegible]			.2	.2	.4	.2												[illegible]	[illegible]	1	
[illegible] / 37			.6	1.														[illegible]	[illegible]	[illegible]	
[illegible] / 35		.2	.2	.2														7	7	15	1
[illegible] / 33		.4	.6															[illegible]	6	[illegible]	[illegible]
[illegible] / 31	1.2	.6	1.2															17	15	15	8
[illegible] / 2		1.6	1.4															15	15	[illegible]	[illegible]
[illegible] / 27		[illegible]	1.2	.2														17	17	[illegible]	[illegible]
[illegible] / 25	.6	2.2	1.															15	15	[illegible]	11
[illegible] / 23	.2	2.2	1.															17	17	[illegible]	16
[illegible] / 21	.6	2.2	1.															[illegible]	[illegible]	[illegible]	11
[illegible] / 19	.8	4.6	.4															[illegible]	[illegible]	17	[illegible]
[illegible] / 17		1.	1.															14	14	[illegible]	.1
[illegible] / 15	.2	2.	.4															13	13	[illegible]	[illegible]
[illegible] / 13		[illegible]	.2															[illegible]	[illegible]	[illegible]	[illegible]
[illegible] / 11	.4	2.	1.															[illegible]	[illegible]	[illegible]	[illegible]
[illegible] / [illegible]	.2	2.																17	17	[illegible]	14
[illegible] / [illegible]	.2	[illegible]	.6															[illegible]	[illegible]	[illegible]	[illegible]
[illegible] / [illegible]		1.																[illegible]	[illegible]	[illegible]	13
[illegible] / [illegible]	1.	2.																15	15	[illegible]	[illegible]
[illegible] / 1	1.	3.																24	[illegible]	[illegible]	[illegible]
[illegible] / -1	[illegible]	.4																14	15	[illegible]	11
[illegible] / -3	1.	.2																[illegible]	[illegible]	[illegible]	[illegible]
[illegible] / -5	1.	.4																[illegible]	[illegible]	11	[illegible]
[illegible] / -7	1.	.4																11	11	[illegible]	[illegible]
[illegible] / -9	.2																	[illegible]	[illegible]	[illegible]	[illegible]
[illegible] / -11	2.																	[illegible]	[illegible]	[illegible]	13
[illegible] / -13	1.																	[illegible]	[illegible]	[illegible]	[illegible]
[illegible] / -15	2.																	14	14	[illegible]	[illegible]
[illegible] / -17	1.																	[illegible]	[illegible]	[illegible]	14
[illegible] / -19	2.																	[illegible]	[illegible]	[illegible]	23

Element (X)	$\Sigma X'$	ΣX	$\bar{X}$	σ_x	No. Obs.
Rel. Hum.					
Dry Bulb					
Wet Bulb					
Dew Point					

Mean No. of Hours with Temperature	≤ 0 F	≤ 32 F	≤ 67 F	≤ 73 F	≤ 80 F	≤ 93 F	Total
Rel. Hum.							
Dry Bulb							
Wet Bulb							
Dew Point							

USAFETAC FORM 0-26-5 (OL A) REVISED PREVIOUS EDITIONS OF THIS FORM ARE OBSOLETE

2

CL[illegible]AL CLIMATOLOGY BRANCH
[illegible]ETAC
A[illegible] [illegible]ATHER SERVICE/MAC

PSYCHROMETRIC SUMMARY

STATION	STATION NAME	YEARS	MONTH
[illegible]15	[illegible] AAF AK	77-83	FEB

PAGE [illegible] 1200-1400 HOURS (L. S. T.)

Temp (F)	WET BULB TEMPERATURE DEPRESSION (F) 0	1-2	3-4	5-6	7-8	9-10	11-12	13-14	15-16	17-18	19-20	21-22	23-24	25-26	27-28	29-30	≥31	TOTAL D.B./W.B.	TOTAL Dry Bulb	TOTAL Wet Bulb	TOTAL Dew Point
[illegible]/-21	[illegible]																	13	13	13	6
[illegible]/-2[illegible]	[illegible]																	10	10	10	10
[illegible]/-2[illegible]	1.2																	6	7	6	9
[illegible]/-2[illegible]	.[illegible]																	2	2	2	12
[illegible]/-2[illegible]	1.[illegible]																	5	6	5	10
[illegible]/-31	1.[illegible]																	5	5	5	2
[illegible]/-33	.[illegible]																	4	4	4	10
[illegible]/-3[illegible]	.2																	1	3	1	4
[illegible]/-37																			9		9
[illegible]/-2[illegible]																					[illegible]
TOTAL	3[illegible]	[illegible]43.7	13.2	3.3	2.6	.9													521		521
																		521		521	

Element (X)	Σ_X'	Σ_X	$\bar{X}$	σ_x	No. Obs.	Mean No. of Hours with Temperature ≤0 F	≤32 F	≥67 F	≥73 F	≥80 F	≥93 F	Total
Rel. Hum.	2326167	33523	66.9	12.892	501							
Dry Bulb	237575	4269	8.2	19.738	521	27.2	76.1					64
Wet Bulb	135192	3898	7.8	17.599	501	27.0	77.3					64
Dew Point	167379	69	.1	18.279	501	39.6	83.7					64

USAFETAC FORM 0 26 5 (OL A) REVISED PREVIOUS EDITIONS OF THIS FORM ARE OBSOLETE

GLOBAL CLIMATOLOGY BRANCH
USAFETAC
AIR WEATHER SERVICE/MAC

PSYCHROMETRIC SUMMARY

702[illegible]	FT WAINWRIGHT AAF AK	77-83	FEB
STATION	STATION NAME	YEARS	MONTH

PAGE 1 | 1500-1700 HOURS (L.S.T.)

Temp. (F)	WET BULB TEMPERATURE DEPRESSION (F)																			TOTAL	TOTAL		
	0	1-2	3-4	5-6	7-8	9-10	11-12	13-14	15-16	17-18	19-20	21-22	23-24	25-26	27-28	29-30	≥ 31	D.B./W.B.	Dry Bulb	Wet Bulb	Dew Point
[illegible] / 47				.2														1	1		
[illegible] / 45				.2														1	1		
4/ 43				1.[illegible]	.2	.2												7	7		
2/ 41			.2	.8	1.[illegible]													10	10	1	
[illegible] / [illegible]			.2	.6														4	4	3	
[illegible] / 37		.2	.6	1.0	.2													10	10	4	
[illegible] / 35		.2	.6	.6														7	7	7	2
[illegible] / 33		.2	.8	.2	.4													8	8	10	1
[illegible] / 31	1.	1.2	.4	.2	.2													15	15	15	11
[illegible] / 29		1.0	1.8															14	14	10	3
[illegible] / 27		2.0	2.4															22	22	6	7
[illegible] / 25	.2	2.6	1.6															22	22	26	14
[illegible] / 23	.2	2.8	.6															21	21	25	18
[illegible] / 21	.0	1.4	.4															12	12	26	17
[illegible] / 19		3.2	1.0															21	21	7	25
[illegible] / 17		2.[illegible]	1.0															15	15	23	21
[illegible] / 15	.6	4.0	.6															26	26	16	24
[illegible] / 13	.2	2.6	.4															17	17	24	18
[illegible] / 11	.4	4.0																22	22	17	19
[illegible] / [illegible]		2.6	.4															15	15	25	9
[illegible] / 7	.4	3.6	.2															21	21	18	19
[illegible] / 5		1.4																7	7	18	14
[illegible] / 3	2.2	7.1																21	21	23	24
[illegible] / 1	.8	4.2																25	25	19	23
[illegible] / -1	2.2	.8																15	17	19	23
[illegible] / -3	2.6	.8																17	17	19	11
[illegible] / -5	1.0	.8																9	13	6	12
[illegible] / -7	1.6	.4																10	13	12	21
[illegible] / -9	1.6																	8	8	13	22
[illegible] / -11	2.4																	12	12	12	12
-1[illegible] / -13	1.6																	8	8	8	4
-1[illegible] / -15	1.8																	9	9	9	11
-1[illegible] / -17	1.4																	7	7	7	16
-1[illegible] / -19	3.2																	16	16	16	22

Element (X)	Σx^2	Σx	$\bar{X}$	σ_x	No. Obs.	Mean No. of Hours with Temperature						
						≤ 0 F	≤ 32 F	≤ 67 F	≤ 73 F	≥ 80 F	≥ 93 F	Total
Rel. Hum.												
Dry Bulb												
Wet Bulb												
Dew Point												

USAFETAC FORM 0-26-5 (OL A) REVISED PREVIOUS EDITIONS OF THIS FORM ARE OBSOLETE

GLOBAL CLIMATOLOGY BRANCH
USAFETAC
AIR WEATHER SERVICE/MAC

PSYCHROMETRIC SUMMARY

70615 STATION | FT WAINWRIGHT AAF AK STATION NAME | 77-83 YEARS | FEB MONTH

PAGE 15(0-17.0) HOURS (L. S. T.)

Temp. (F)	WET BULB TEMPERATURE DEPRESSION (F) 0	1-2	3-4	5-6	7-8	9-10	11-12	13-14	15-16	17-18	19-20	21-22	23-24	25-26	27-28	29-30	≥31	TOTAL D.B./W.B.	TOTAL Dry Bulb	TOTAL Wet Bulb	TOTAL Dew Point
/-21	1.8																	5	9	9	3
2/-23	2.2																	11	12	11	12
24/-25	1.4																	7	7	7	12
26/-27	.6																	3	3	3	10
/-29	.6																	3	4	3	7
30/-31	.4																	2	2	2	5
/-33	.8																	4	4	4	11
34/-35	.2																	1	3	1	8
/-37																			7		6
/-39																			2		6
/-41																					
TOTAL	34.2	44.6	13.3	4.8	2.2	.2												495	513	495	495

Element (X)	$\Sigma X'$	ΣX	$\bar{X}$	σ_x	No. Obs.	Mean No. of Hours with Temperature ≤ 0 F	≤ 32 F	≥ 67 F	≥ 73 F	≥ 80 F	≥ 93 F	Total
Rel. Hum.	2248827	32773	66.2	12.645	495							
Dry Bulb	234375	4157	8.1	19.798	513	27.7	76.1					84
Wet Bulb	176767	3935	7.9	17.280	495	26.9	78.7					84
Dew Point	169054	46	.1	18.223	495	39.7	83.5					84

USAFETAC FORM 0-26-5 (OL-A) REVISED PREVIOUS EDITIONS OF THIS FORM ARE OBSOLETE

GLOBAL CLIMATOLOGY BRANCH
USAFETAC
AIR WEATHER SERVICE/MAC

PSYCHROMETRIC SUMMARY

72615 — STATION
FT WAINWRIGHT AAF AK — STATION NAME
77-83 — YEARS
FEB — MONTH

HOURS (L. S. T.)

Temp. (F)	WET BULB TEMPERATURE DEPRESSION (F) 0	1-2	3-4	5-6	7-8	9-10	11-12	13-14	15-16	17-18	19-20	21-22	23-24	25-26	27-28	29-30	≥31	TOTAL D.B./W.B.	TOTAL Dry Bulb	TOTAL Wet Bulb	TOTAL Dew Point
[illegible] / 41			.2	.4														3	3		
[illegible] / 39		.2	.2															2	2		
[illegible] / 37		.4		1.5														5	5	4	
[illegible] / 35			.6	1.1														3	8	3	1
[illegible] / 33	.6	.6	.9	.4														12	12	7	2
[illegible] / 31	.1	.4	1.3	1.3														15	15	12	7
[illegible] / 29		.6	.4															5	5	14	3
[illegible] / 27	.2	2.1	.4															13	13	11	2
[illegible] / 25	.6	1.1	1.3															14	14	18	12
[illegible] / 23		1.3	1.3															12	12	11	12
[illegible] / 21	1.1	1.3	.4	.2														14	14	20	18
[illegible] / 19	.2	3.[illegible]		.2														19	19	11	11
[illegible] / 17	.6	2.[illegible]	.2															17	17	20	7
[illegible] / 15	.2	3.[illegible]	.1															17	17	15	15
[illegible] / 13	.4	4.1	.2															22	22	15	23
[illegible] / 11	.6	3.6	.4															22	22	24	17
[illegible] / [illegible]		2.3																13	13	22	16
[illegible] / [illegible]		3.4																16	16	16	14
[illegible] / [illegible]		2.1																10	10	13	11
[illegible] / [illegible]	1.1	3.1																19	19	16	8
[illegible] / 1	1.3	5.6																32	32	24	33
[illegible] / -1	2.4	.6																14	16	24	20
-[illegible] / -3	3.6	1.3																23	23	24	17
-4 / -5	1.1																	5	5	7	16
-[illegible] / -7	1.3																	6	6	6	11
- / -9	1.7																	8	8	8	21
-10 / -11	2.3																	13	13	13	17
-12 / -13	2.3																	13	13	13	3
-14 / -15	2.4																	11	11	11	18
-16 / -17	.4																	2	2	2	14
-18 / -19	2.1																	10	10	10	14
-[illegible] / -21	3.2																	15	15	15	7
-[illegible] / -23	1.7																	8	8	8	14
-[illegible] / -25	1.9																	9	9	9	7

Element (X)	$\Sigma X'$	ΣX	$\bar{X}$	σ_x	No. Obs.	Mean No. of Hours with Temperature ≤ 0 F	≤ 32 F	≤ 67 F	≤ 73 F	≥ 80 F	≥ 93 F	Total
Rel. Hum.												
Dry Bulb												
Wet Bulb												
Dew Point												

FORM AA 94 0-26-5 (OL A) REVISED PREVIOUS EDITIONS OF THIS FORM ARE OBSOLETE
USAFETAC

GLOBAL CLIMATOLOGY BRANCH
USAFETAC
AIR WEATHER SERVICE/MAC

PSYCHROMETRIC SUMMARY

7 2615 — STATION
FT WAINWRIGHT AAF AK — STATION NAME
77-87 — YEARS
FEB — MONTH

PAGE 2 — 1800-2000 HOURS (L. S. T.)

Temp. (F)	WET BULB TEMPERATURE DEPRESSION (F) 0	1-2	3-4	5-6	7-8	9-10	11-12	13-14	15-16	17-18	19-20	21-22	23-24	25-26	27-28	29-30	≥31	TOTAL D.B./W.B.	TOTAL Dry Bulb	TOTAL Wet Bulb	TOTAL Dew Point
-23/-27	1.6																	9	9	9	13
-28/-29	2.1																	10	10	1	10
-30/-31	.4																	4	4	4	3
-32/-33	1.1																	5	5	5	5
-34/-35	1.6																	7	9	7	13
-36/-37																			9		17
-38/-39																			6		12
-40/-41																			8		2
-42/-43																			7		
-44/-45																			3		
-46/-47																			3		
TOTAL	42.3	44.2	3.4	5.2														464		466	
																		466			

Element (X)	$\Sigma_{X'}$	Σ_X	$\bar{X}$	σ_x	No. Obs.	Mean No. of Hours with Temperature ≤ 0 F	≤ 32 F	≤ 67 F	≤ 73 F	≤ 80 F	≤ 93 F	Total
Rel. Hum.	2211798	31642	67.9	11.664	466							
Dry Bulb	238531	987	2.0	21.688	504	35.0	78.3					84
Wet Bulb	158257	1875	4.0	18.003	466	33.3	81.5					84
Dew Point	172282	-1556	-3.3	18.956	466	45.8	83.5					84

FORM AM 64 0-26-5 (OL A) REVISED PREVIOUS EDITIONS OF THIS FORM ARE OBSOLETE
USAFETAC

GLOBAL CLIMATOLOGY BRANCH
USAFETAC
AIR WEATHER SERVICE/MAC

PSYCHROMETRIC SUMMARY

702615 (STATION) FT WAINWRIGHT AAF AK (STATION NAME) 77,79-83 (YEARS) FEB (MONTH)

 2100-2700 (HOURS (L. S. T.))

Temp. (F)	WET BULB TEMPERATURE DEPRESSION (F)																		TOTAL D.B./W.B.	TOTAL		
	0	1 - 2	3 - 4	5 - 6	7 - 8	9 - 10	11 - 12	13 - 14	15 - 16	17 - 18	19 - 20	21 - 22	23 - 24	25 - 26	27 - 28	29 - 30	≥ 31		Dry Bulb	Wet Bulb	Dew Point
46 / 45				.2														1	1		
42 / 39				.6														1	1	1	
38 / 37		.8		.6														2	2		
36 / 35		.8	2.4															4	4	1	
34 / 33	1.6		1.6															4	4	4	2
32 / 31			.8															1	1	4	2
30 / 29																			2		1
28 / 27		1.6	.8															3	3	1	
26 / 25		1.6	.8															3	3	4	3
24 / 23		.8																1	1	2	3
22 / 21	1.6	2.4	1.6															7	7	4	5
20 / 19	.8	3.2																5	5	6	3
18 / 17	.8	3.2																5	5	6	2
16 / 15		.8																1	1	2	4
14 / 13	.8	4.0																6	6	3	5
12 / 11		4.8	.8															7	7	6	5
10 / 9	.8	5.6																6	6	7	2
8 / 7		3.2																4	4	7	4
6 / 5		2.4																3	3	3	3
4 / 3		5.6																7	7	8	3
2 / 1	.8	4.8																7	7	4	7
0 / -1	.8	3.2																5	6	6	6
-2 / -3	4.1																	5	5	9	6
-4 / -5	.8	.8																2	2	1	4
-6 / -7	.8	.8																2	3	2	4
-8 / -9	.8																	1	1	2	5
-10 / -11	.8																	1	1	1	6
-12 / -13	.8																	1	1	1	
-14 / -15	2.4																	3	3	3	4
-16 / -17	3.2																	4	4	4	2
-18 / -19	2.4																	3	3	3	3
-20 / -21	2.4																	3	3	3	3
-22 / -23	.8																	1	1	1	3
-24 / -25	2.4																	3	3	3	4

Element (X)	$\Sigma X'$	ΣX	$\bar{X}$	σ_x	No. Obs.	Mean No. of Hours with Temperature						
						≤ 0 F	≤ 32 F	≤ 67 F	≤ 73 F	≤ 80 F	≤ 93 F	Total
Rel. Hum.												
Dry Bulb												
Wet Bulb												
Dew Point												

USAFETAC FORM 0-26-5 (OL A) 84 REVISED PREVIOUS EDITIONS OF THIS FORM ARE OBSOLETE

GLOBAL CLIMATOLOGY BRANCH
USAFETAC
AIR WEATHER SERVICE/MAC

PSYCHROMETRIC SUMMARY

STATION	STATION NAME	YEARS	MONTH
7[illegible]2615	FT WAINWRIGHT AAF AK	77,79-83	FEB

PAGE [illegible] 2100-2300 HOURS (L. S. T.)

Temp. (F)	WET BULB TEMPERATURE DEPRESSION (F) 0	1-2	3-4	5-6	7-8	9-10	11-12	13-14	15-16	17-18	19-20	21-22	23-24	25-26	27-28	29-30	≥ 31	TOTAL D.B./W.B.	TOTAL Dry Bulb	TOTAL Wet Bulb	TOTAL Dew Point
-[illegible]/-27	4.[illegible]																	5	5	5	5
-[illegible]/-29	1.6																	2	2	2	1
-[illegible]/-31	.8																	1	1	1	1
-[illegible]/-33	1.6																	2	2	2	1
-34/-35	.8																	1	3	1	2
-[illegible]/-37																			3		6
-[illegible]/-39																			3		3
-[illegible]/-41																			3		2
-[illegible]/-43																			2		
-[illegible]/-45																			2		
-[illegible]/-47																			2		
-[illegible]/-51																			1		
TOTAL	39.4	50.4	8.8	2.4															144		125
																		125		125	

Element (X)	ΣX^2	ΣX	$\bar{X}$	σ_x	No. Obs.	Mean No. of Hours with Temperature ≤ 0 F	≤ 32 F	≥ 67 F	≥ 73 F	≥ 80 F	≥ 93 F	Total
Rel. Hum.	589038	8452	67.6	11.896	125							
Dry Bulb	78160	-132	-.9	23.361	144	37.3	77.0					84
Wet Bulb	42891	467	3.7	18.216	125	33.6	80.0					84
Dew Point	494[illegible]5	-467	-3.7	19.605	125	47.7	82.7					84

USAFETAC FORM AN 64 0-26-5 (OL A) REVISED PREVIOUS EDITIONS OF THIS FORM ARE OBSOLETE

GLOBAL CLIMATOLOGY BRANCH
USAFETAC
AIR WEATHER SERVICE/MAC

PSYCHROMETRIC SUMMARY

70261 — STATION
FT WAINWRIGHT AAF AK — STATION NAME
77-83 — YEARS
FEB — MONTH
PAGE 1
ALL — HOURS (L. S. T.)

Temp. (F)	WET BULB TEMPERATURE DEPRESSION (F) 0	1 - 2	3 - 4	5 - 6	7 - 8	9 - 10	11 - 12	13 - 14	15 - 16	17 - 18	19 - 20	21 - 22	23 - 24	25 - 26	27 - 28	29 - 30	≥ 31	TOTAL D.B./W.B.	TOTAL Dry Bulb	TOTAL Wet Bulb	TOTAL Dew Point
47 / 47			.1	.1		.1												2	2		
46 / 45			.2	.1	.1													9	9		
44 / 43			.2	.3	.2	.1												17	17	4	
42 / 41			.1	.5	.4													28	28	6	
40 / 39		.1	.5	.4	.2	.1												33	33	5	2
38 / 37		.2	.3	.5	.1													40	40	17	4
36 / 35		.1	.5	.4														38	38	23	5
34 / 33	.2	.2	.6	.3	.1													37	37	49	10
32 / 31	.6	.8	.7	.3	.1													65	65	56	36
30 / 29	.2	1.0	1.1	.6														59	59	65	23
28 / 27	.1	1.7	.9	.0														71	71	69	28
26 / 25	.3	1.7	1.0															79	79	80	55
24 / 23	.3	1.6	.7															66	66	86	51
22 / 21	.6	2.0	.8	.0														88	88	92	76
20 / 19	.6	3.3	.5	.0														115	115	75	106
18 / 17	.3	2.1	.5															74	74	109	91
16 / 15	.3	2.6	.3															86	86	75	83
14 / 13	.2	3.4	.2															99	99	71	89
12 / 11	.7	3.1	.5															114	114	112	85
10 / 9	.2	3.1	.2															92	92	118	75
8 / 7	.2	2.9	.2															86	86	99	91
6 / 5	.1	2.1																57	57	95	61
4 / 3	1.2	3.1																114	114	114	80
2 / 1	1.4	4.7																159	162	119	137
0 / -1	2.7	.9																94	111	134	89
-2 / -3	2.6	1.3																101	102	109	75
-4 / -5	1.8	.7																66	74	61	102
-6 / -7	1.7	.3																53	54	63	95
-8 / -9	2.5																	67	67	75	120
-10 / -11	2.3																	61	61	61	95
-12 / -13	1.5																	39	39	79	22
-14 / -15	2.3																	61	61	61	91
-16 / -17	1.7																	44	44	44	72
-18 / -19	3.1																	80	80	80	122

Element (X)	ΣX^2	ΣX	$\bar{X}$	σ_x	No. Obs.	Mean No. of Hours with Temperature ≤ 0 F	≤ 32 F	≤ 67 F	≤ 73 F	≥ 80 F	≥ 93 F	Total
Rel. Hum.												
Dry Bulb												
Wet Bulb												
Dew Point												

USAFETAC FORM AS 44 0-26-5 (OL A) REVISED PREVIOUS EDITIONS OF THIS FORM ARE OBSOLETE

GLOBAL CLIMATOLOGY BRANCH
USAFETAC
AIR WEATHER SERVICE/MAC

PSYCHROMETRIC SUMMARY

STATION	STATION NAME	YEARS	MONTH
702615	FT WAINWRIGHT AAF AK	77-83	FEB

PAGE 1 — ALL HOURS (L. S. T.)

Temp. (F)	WET BULB TEMPERATURE DEPRESSION (F) 0	1-2	3-4	5-6	7-8	9-10	11-12	13-14	15-16	17-18	19-20	21-22	23-24	25-26	27-28	29-30	≥31	TOTAL D.B./W.B.	TOTAL Dry Bulb	TOTAL Wet Bulb	TOTAL Dew Point
-[illegible]/-21	2.2																	58	58	58	51
-22/-23	1.[illegible]																	48	49	48	63
-24/-25	2.0																	52	53	52	57
-26/-27	1.5																	39	39	39	62
-28/-29	1.9																	49	51	49	52
-30/-31	.8																	22	22	22	24
-32/-33	1.1																	30	30	30	45
-34/-35	.5																	14	28	14	50
-36/-37																			45		67
-38/-39																			24		54
-40/-41																			25		11
-42/-43																			30		2
-44/-45																			19		
-46/-47																			30		
-48/-49																			5		
-50/-51																			13		
-52/-53																			4		
-54/-55																			1		
TOTAL	41.5	42.9	9.8	4.1	1.1	.2													2856		2609
																		2609		2609	

Element (X)	ΣX^2	ΣX	$\bar{X}$	σ_x	No. Obs.	Mean No. of Hours with Temperature ≤0 F	≤32 F	≥67 F	≥73 F	≥80 F	≥93 F	Total
Rel. Hum.	12331913	176555	67.7	12.137	2609							
Dry Bulb	1411683	6265	2.2	22.128	2856	287.5	623.3					672
Wet Bulb	889711	12053	4.6	17.883	2609	267.6	641.3					672
Dew Point	935146	-7430	-2.8	18.720	2609	366.0	666.6					672

USAFETAC FORM JUL 64 0-26-5 (OL A) REVISED PREVIOUS EDITIONS OF THIS FORM ARE OBSOLETE

GLOBAL CLIMATOLOGY BRANCH
USAFETAC
AIR WEATHER SERVICE/MAC

PSYCHROMETRIC SUMMARY

STATION	STATION NAME	YEARS	MONTH
7[illegible]26 15	FT WAINWRIGHT AAF AK	77-78,[illegible]-83	MAR

PAGE 1 — HOURS (L. S. T.): 0300-0500

Temp. (F)	WET BULB TEMPERATURE DEPRESSION (F) 0	1-2	3-4	5-6	7-8	9-10	11-12	13-14	15-16	17-18	19-20	21-22	23-24	25-26	27-28	29-30	≥31	TOTAL D.B./W.B.	TOTAL Dry Bulb	Wet Bulb	Dew Point
4[illegible]/ 45							.7											1	1		
4[illegible]/ 39					.7													1	1		
[illegible]/ 37					.7													1	1		
[illegible]/ 35				.7														1	1	1	
3[illegible]/ 33			.7	.7														[illegible]	2		
[illegible]2/ 31		.7	.7															[illegible]	2	2	
[illegible]/ 29		.7	2.0															4	4	4	
[illegible]/ 27		1.3	1.3															4	4	3	1
[illegible]/ 25		2.0	2.0															6	6	5	1
2[illegible]/ 23		.7																1	1	4	2
[illegible]2/ 21	.7	2.0	.7															5	5	6	1
[illegible]/ 19	.7	3.3	2.0															9	9	6	7
1[illegible]/ 17	.7	4.[illegible]	1.3															9	9	4	3
1[illegible]/ 15		8.7																13	13	13	13
1[illegible]/ 1[illegible]		2.0	.7															4	4	11	3
1[illegible]/ 11	1.3	1.3	.7															5	5	5	5
1[illegible]/ 9	.7	4.[illegible]	.7															8	8	7	5
[illegible]/ 7	.7	3.3																6	6	6	10
[illegible]/ 5	1.3	2.[illegible]																5	5	9	4
[illegible]4/ 3	1.3	4.[illegible]																8	8	7	11
[illegible]/ 1	2.7	6.7																14	14	[illegible]	8
[illegible]/ -1	1.3	2.[illegible]																5	5	1[illegible]	6
-[illegible]/ -3	1.3	1.[illegible]																4	4	5	[illegible]
-4/ -5	1.3	.7																3	3	4	7
-[illegible]/ -7	2.[illegible]	.7																4	4	4	9
-[illegible]/ -9	3.3																	5	5	6	3
-1[illegible]/-11	3.3																	5	5	5	6
-1[illegible]/-13	1.3																	2	2	2	2
-14/-15	1.3																	2	2	2	7
-1[illegible]/-17	2.0																	3	3	3	1
-1[illegible]/-19	2.[illegible]																	3	3	3	6
-[illegible]/-21	2.0																	3	3	3	4
-[illegible]2/-23																					3
-24/-25	1.3																	2	2	2	4

Element (X)	$\Sigma X'$	ΣX	$\bar{X}$	σ_x	No. Obs.	Mean No. of Hours with Temperature ≤ 0 F	≤ 32 F	≥ 67 F	≥ 73 F	≥ 80 F	≥ 93 F	Total
Rel. Hum.												
Dry Bulb												
Wet Bulb												
Dew Point												

USAFETAC FORM 0-26-5 (OL A) 84 REVISED PREVIOUS EDITIONS OF THIS FORM ARE OBSOLETE

GLOBAL CLIMATOLOGY BRANCH
USAFETAC
AIR WEATHER SERVICE/MAC

PSYCHROMETRIC SUMMARY

7[illegible]2615 | FT WAINWRIGHT AAF AK | 77-7[illegible] | [illegible]AR
STATION | STATION NAME | YEARS | MONTH

[illegible]AUF | [illegible]00E-0[illegible]0
HOURS (L. S. T.)

Temp. (F)	WET BULB TEMPERATURE DEPRESSION (F) 0	1-2	3-4	5-6	7-8	9-10	11-12	13-14	15-16	17-18	19-20	21-22	23-24	25-26	27-28	29-30	≥31	TOTAL D.B./W.B.	TOTAL Dry Bulb	TOTAL Wet Bulb	TOTAL Dew Point
-[illegible]/-27																					2
-[illegible]/-29																					2
-[illegible]/-33																					3
-3[illegible]/-35																					4
-[illegible]/-39																					1
TOTAL	32	51	31	2.7	1.3	1.3			.7									1[illegible]			150
																		150		150	

Element (X)	ΣX^2	ΣX	$\bar{X}$	σ_x	No. Obs.	Mean No. of Hours with Temperature ≤ 0 F	≤ 32 F	≥ 67 F	≥ 73 F	≥ 80 F	≥ 93 F	Total
Rel. Hum.	4[illegible]4636	9622	64.1	13.618	150							
Dry Bulb	422 [illegible]	1224	8.2	14.705	150	25.4	89.3					93
Wet Bulb	343[illegible]3	1019	6.8	13.584	150	30.4	92.4					93
Dew Point	35597	-279	-1.9	15.344	150	47.1	93.3					93

USAFETAC FORM AM 64 0-26-5 (OL A) REVISED PREVIOUS EDITIONS OF THIS FORM ARE OBSOLETE

GLOBAL CLIMATOLOGY BRANCH
USAFETAC
AIR WEATHER SERVICE/MAC

PSYCHROMETRIC SUMMARY

7 [illegible] 15 — STATION
FT WAINWRIGHT AAF AK — STATION NAME
77-82 — YEARS
MAR — MONTH

PAGE 1
0000-0900 — HOURS (L.S.T.)

Temp (F)	WET BULB TEMPERATURE DEPRESSION (F) 0	1-2	3-4	5-6	7-8	9-10	11-12	13-14	15-16	17-18	19-20	21-22	23-24	25-26	27-28	29-30	≥31	TOTAL D.B.-W.B.	TOTAL Dry Bulb	TOTAL Wet Bulb	TOTAL Dew Point
[illegible] / 45						.5												3	3		
[illegible] / 41					.2	.2												2	2		
[illegible] / 37				.2	.3													5	5		
[illegible] / 35			.2	.3														3	3	3	
[illegible] / 33			.2	.7														5	5		
[illegible] / 31		.5	.8	.7	.2													13	13	5	
[illegible] / 29		1.1	1.5	.2														17	17	10	
[illegible] / 27		1.6	1.2	.2														17	17	15	1
[illegible] / 25		2.3	1.0															20	20	23	6
[illegible] / 23		2.0	.6															17	17	20	5
[illegible] / 21	.7	1.1	.5															14	14	25	19
[illegible] / 19	1.1	3.3	1.5															37	35	15	4
[illegible] / 17		2.1	.3															21	21	24	21
[illegible] / 15		5.9	.3															38	38	37	26
[illegible] / 13		3.3	.2															25	25	23	27
[illegible] / 11	.5	3.6	.7															29	29	24	31
[illegible] / 9	.8	2.9	.5															26	26	28	30
[illegible] / 7	.5	5.5	.2															36	36	32	29
[illegible] / 5	1.7	3.3	.2															29	29	31	14
[illegible] / 3	2.3	2.2																26	26	26	12
[illegible] / 1	1.4	4.4																37	37	29	56
[illegible] / -1	2.4	.7																19	19	2	33
[illegible] / -3	2.4	1.3																23	23	26	24
[illegible] / -5	4.1	.7																29	29	27	8
[illegible] / -7	2.9	.5																21	21	22	25
[illegible] / -9	4.4																	27	27	29	7
[illegible] / -11	2.6																	16	16	16	31
[illegible] / -13	1.1																	7	7	7	11
[illegible] / -15	2.8																	17	17	17	1
[illegible] / -17	1.1																	6	6	6	4
[illegible] / -19	1.6																	10	10	10	20
[illegible] / -21	1.8																	11	11	11	12
[illegible] / -23	.8																	5	5	5	9
[illegible] / -25	.3																	2	2	2	13

Element (X)	$\Sigma X'$	ΣX	$\bar{X}$	σ_x	No. Obs.	Mean No. of Hours with Temperature ≤ 0 F	≤ 32 F	≤ 67 F	≤ 73 F	≥ 80 F	≥ 93 F	Total
Rel. Hum.												
Dry Bulb												
Wet Bulb												
Dew Point												

USAFETAC FORM 0-26-5 (OL-A) REVISED PREVIOUS EDITIONS OF THIS FORM ARE OBSOLETE

GLOBAL CLIMATOLOGY BRANCH
USAFETAC
AIR WEATHER SERVICE/MAC

PSYCHROMETRIC SUMMARY

7 [illegible]15 FT WAINWRIGHT AAF AK 77-87
STATION STATION NAME YEARS MONTH

PA[illegible] [illegible]
HOURS L.S.T.

Temp. (F)	WET BULB TEMPERATURE DEPRESSION (F) 0	1-2	3-4	5-6	7-8	9-10	11-12	13-14	15-16	17-18	19-20	21-22	23-24	25-26	27-28	29-30	≥31	TOTAL D.B.-W.B.	TOTAL Dry Bulb	TOTAL Wet Bulb	TOTAL Dew Point
-[illegible]/-27	.3																	[illegible]	[illegible]	[illegible]	[illegible]
-[illegible]/-29																					[illegible]
-[illegible]/-33																					7
-3[illegible]/-35																					[illegible]
-[illegible]/-37																					4
-3[illegible]/-39																					[illegible]
TOTAL	37.5	48.9	10.1	2.1	.7	.7													613		613
																		613		613	

Element (X)	$\Sigma X'$	ΣX	$\bar{X}$	σ_x	No. Obs.	Mean No. of Hours with Temperature ≤0 F	≤32 F	≥67 F	≥73 F	≥80 F	≥93 F	Total
Rel. Hum.	2846315	40919	66.[illegible]	13.701	613							
Dry Bulb	160632	4554	7.4	14.392	613	29.6	90.5					93
Wet Bulb	132375	3795	6.2	13.338	613	31.6	92.5					[illegible]
Dew Point	134556	-1058	-1.7	14.727	613	48.9	93.[illegible]					93

USAFETAC FORM JUN 64 0-26 5 (OL A) REVISED PREVIOUS EDITIONS OF THIS FORM ARE OBSOLETE

2

...L CLIMATOLOGY BRANCH
...AFETAC
A... WEATHER SERVICE/MAC

PSYCHROMETRIC SUMMARY

...STATION ... STATION NAME ... YEARS ... MONTH

... HOURS ... S T

Temp. (F)	WET BULB TEMPERATURE DEPRESSION (F) 0	1-2	3-4	5-6	7-8	9-10	11-12	13-14	15-16	17-18	19-20	21-22	23-24	25-26	27-28	29-30	≥31	TOTAL D.B.-W.B.	TOTAL Dry Bulb	TOTAL Wet Bulb	TOTAL Dew Point
.../ 48					•	•	•														
.../ 47						•															
.../ 46				•	•																
.../ 45			•		•	•															
.../ 44			•	•	•																
.../ 43		•	•	•	•																
.../ 42		•	•	1	•																
.../ 41		•	•	1	•																
.../ 40	•	•	•	•	•																
.../ 39		1	2	1																	
.../ 38	•	1	2	1	•																
.../ 37		1	1	1	•																
.../ 36		2	2	•																	
.../ 35		1	1																		
.../ 34	•	1	2	•																	
.../ 33		1	1	•																	
.../ 32	•	1	1																		
.../ 31	•	1	1																		
.../ 30	•	1	1																		
.../ 29	•	1																			
.../ 28	•	1																			
.../ 27	•	1																			
.../ 26	•	1																			
.../ 25	•	1																			
.../ 24	•	1																			
.../ 23	•	1																			
.../ 22	•	1																			
.../ 21	•	1																			
.../ 20	•	1																			
.../ 19	•	1																			
.../ 18	•	1																			
.../ 17	•	1																			
.../ 16	•	1																			
.../ 15	•	1																			
.../ 14	•	1																			
.../ 13	•	1																			
.../ 12	•	1																			
.../ 11	•	1																			
.../ 10	•	1																			
.../ 9	•	1																			
.../ 8	•	1																			
.../ 7	•	1																			
.../ 6	•	1																			
.../ 5	•	1																			
.../ 4	•	1																			
.../ 3	•	1																			
.../ 2	•	1																			
.../ 1	•	1																			
.../ 0	•	1																			
.../ -1	•	1																			
.../ -2	•	1																			
.../ -3	•	1																			
.../ -4	•	1																			
.../ -5	•	1																			
.../ -6	•	1																			
.../ -7	•	1																			
.../ -8	•	1																			
.../ -9	•	1																			
.../ -10	•	1																			
.../ -11	•	1																			
.../ -12	•	1																			
.../ -13	•	1																			
.../ -14	•	1																			
.../ -15	•	1																			
.../ -16	•	1																			
.../ -17	•	1																			
.../ -18	•	1																			

Element (X)	$\Sigma X'$	ΣX	$\bar{X}$	σ_X	No. Obs.	Mean No. of Hours with Temperature ≤ 0 F	≤ 32 F	≤ 67 F	≤ 73 F	≤ 80 F	≤ 93 F	Total
Rel. Hum.												
Dry Bulb												
Wet Bulb												
Dew Point												

USAFETAC FORM AM 64 0-26 5 (OL A) REVISED PREVIOUS EDITIONS OF THIS FORM ARE OBSOLETE

CLIMATOLOGY BRANCH
[illegible]ETAC
[illegible] WEATHER SERVICE/MAC

PSYCHROMETRIC SUMMARY

STATION	STATION NAME	YEARS	MONTH
[illegible]	FT WAINWRIGHT AAF AK	77-83	[illegible]

PAGE [illegible] [illegible]-1100
HOURS (L.S.T.)

Temp (F)	WET BULB TEMPERATURE DEPRESSION (F) 0	1-2	3-4	5-6	7-8	9-10	11-12	13-14	15-16	17-18	19-20	21-22	23-24	25-26	27-28	29-30	≥31	TOTAL D.B./W.B.	TOTAL Dry Bulb	TOTAL Wet Bulb	TOTAL Dew Point
[illegible]/-21																					[illegible]
[illegible]/-23																					[illegible]
[illegible]/-25																					[illegible]
[illegible]/-27																					[illegible]
[illegible]/-29																					4
[illegible]/-31																					1
TOTAL	15.445.825.[illegible]			6.3	[illegible]		[illegible]												[illegible]17		616
																		616		616	

Element (X)	$\Sigma X'$	ΣX	$\bar{X}$	σ_x	No. Obs.	Mean No. of Hours with Temperature ≤0 F	≤32 F	≥67 F	≥73 F	≥80 F	≥93 F	Total
Rel Hum	2[illegible]01257	39101	63.5	13.928	616							
Dry Bulb	272153	10025	16.2	13.318	617	10.4	83.2					93
Wet Bulb	210267	8663	14.1	11.953	615	11.5	83.2					93
Dew Point	126993	3409	5.5	13.260	616	31.6	92.7					93

OLAFETAC FORM 0265 (OLA) REVISED PREVIOUS EDITIONS OF THIS FORM ARE OBSOLETE

CLIMATOLOGY BRANCH
USAFETAC
AIR WEATHER SERVICE/MAC

PSYCHROMETRIC SUMMARY

7 [illegible] FT RAINBOW/IGHT AAF AK — 77-87 — MAY

STATION — STATION NAME — YEARS — MONTH

PAGE 1 — 12-C-14-C HOURS (L. S. T.)

Temp. (F)	WET BULB TEMPERATURE DEPRESSION (F)																					TOTAL D.B./W.B.	TOTAL Dry Bulb	TOTAL Wet Bulb	TOTAL Dew Point
	0	1-2	3-4	5-6	7-8	9-10	11-12	13-14	15-16	17-18	19-20	21-22	23-24	25-26	27-28	29-30	≥ 31								
[illegible] / 51								•[illegible]										3	7		
[illegible] / 49					•[illegible]			•[illegible]										3	3		
[illegible] / 47					•[illegible]	•3	•[illegible]	•[illegible]										6	9		
[illegible] / 45				1•[illegible]	•[illegible]	1•5	•[illegible]											14	12		
47 / 47			•[illegible]	1•[illegible]	•5	1•6	•[illegible]											21	21		
[illegible] / 41			•3	•5	1•5	•2												17	17	5	
[illegible] / [illegible]			•[illegible]	•7	1•[illegible]													18	19	6	
[illegible] / 37		•7	1•3	2•3	•5													29	29	17	
[illegible] / 35		•5	1•1	2•1	1•1													30	30	35	[illegible]
[illegible] / 33	•3	•7	•8	1•8	•5													28	25	40	6
[illegible] / 31		1•1	2•4	3•4														43	44	29	23
[illegible] / 29	•[illegible]	1•1	2•6	2•3														39	39	32	1[illegible]
[illegible] / 27		[illegible]•1	2•[illegible]	•7														34	34	76	18
[illegible] / 25		1•8	2•3	1•[illegible]														31	31	56	[illegible]
[illegible] / 23		1•[illegible]	1•6	•7														20	20	45	11
[illegible] / 21		1•1	3•[illegible]	•5														34	34	24	27
[illegible] / 19	•5	3•4	2•4	•3														40	40	72	59
[illegible] / 17		1•[illegible]	1•[illegible]	•[illegible]														25	25	42	42
[illegible] / 15	•[illegible]	[illegible]•9	1•1															36	36	34	25
[illegible] / 13	•3	[illegible]•9	•7															24	24	[illegible]	49
[illegible] / 11	•7	4•2	•7															34	34	27	56
[illegible] / [illegible]	•[illegible]	[illegible]•4	•[illegible]															27	27	37	[illegible]7
[illegible] / 7	•7	2•8	•2															20	[illegible]	28	33
[illegible] / [illegible]	•[illegible]	1•[illegible]																12	12	22	24
[illegible] / [illegible]		1•[illegible]																[illegible]	[illegible]	18	33
[illegible] / 1	•[illegible]	•[illegible]																6	6	6	27
[illegible] / -1	•3																	[illegible]	[illegible]	6	27
[illegible] / -3	•[illegible]	•[illegible]																[illegible]	6	4	19
[illegible] / -5	•[illegible]																	3	3	4	15
[illegible] / -7	•[illegible]																	1	1	1	9
[illegible] / -9																					13
[illegible] / -11																					[illegible]
[illegible] / -13																					[illegible]
[illegible] / -15																					7

Element (X)	$\Sigma X'$	ΣX	$\bar{X}$	σ_x	No. Obs.	Mean No. of Hours with Temperature						
						≤ 0 F	≤ 32 F	≤ 67 F	≤ 73 F	≤ 80 F	≤ 93 F	Total
Rel. Hum.												
Dry Bulb												
Wet Bulb												
Dew Point												

USAFETAC FORM 0-26 5 (OL A) REVISED PREVIOUS EDITIONS OF THIS FORM ARE OBSOLETE

GLOBAL CLIMATOLOGY BRANCH
USAFETAC
AIR WEATHER SERVICE/MAC

PSYCHROMETRIC SUMMARY

7 [illegible] 15 | FT WAINWRIGHT AAF AK | 77-83 | MA
STATION | STATION NAME | YEARS | MONTH

PAGE [illegible] | 1200-1400
HOURS (L.S.T.)

Temp. (F)	WET BULB TEMPERATURE DEPRESSION (F)																		TOTAL D.B./W.B.	TOTAL Dry Bulb	TOTAL Wet Bulb	TOTAL Dew Point
	0	1-2	3-4	5-6	7-8	9-10	11-12	13-14	15-16	17-18	19-20	21-22	23-24	25-26	27-28	29-30	≥ 31					
-1 / -17																						4
-1 / -21																						1
TOTAL	5	73	62	75	18	9	6	4	3	6		5							616			614
																				614	614	

Element (X)	$\Sigma X'$	ΣX	$\bar{X}$	σ_x	No. Obs.	Mean No. of Hours with Temperature						
						≤ 0 F	≤ 32 F	≤ 67 F	≤ 73 F	≤ 80 F	≤ 93 F	Total
Rel. Hum.	2306 [illegible]3	36563	59.5	14.544	614							
Dry Bulb	461427	15098	24.5	12.189	616	1.6	67.5					93
Wet Bulb	337658	12922	21.0	10.353	614	2.3	77.4					93
Dew Point	159121	7163	11.7	11.102	614	15.4	91.8					93

USAFETAC FORM AS 64 0-26 5 (OL A) REVISED PREVIOUS EDITIONS OF THIS FORM ARE OBSOLETE

GLOBAL CLIMATOLOGY BRANCH
USAFETAC
AIR WEATHER SERVICE/MAC

PSYCHROMETRIC SUMMARY

7 2515 STATION — FT WAINWRIGHT AAF AK STATION NAME — 57-63 YEARS — MAR MONTH

PAGE 1 — 1500-1700 HOURS (L. S. T.)

Temp. (F)	WET BULB TEMPERATURE DEPRESSION (F) 0	1-2	3-4	5-6	7-8	9-10	11-12	13-14	15-16	17-18	19-20	21-22	23-24	25-26	27-28	29-30	≥ 31	TOTAL D.B./W.B.	TOTAL Dry Bulb	TOTAL Wet Bulb	TOTAL Dew Point
47/ 53								.2										1	1		
52/ 51								.2										2	2		
[illegible]							.2											1	1		
41/ 47					.2		.5											4	4		
4 / 45			.2	1.	.2	.2	.5											12	12		
44/ 43		.2	.2	.7	1.6	1.8												27	27		
42/ 41		.2	.2	.5	1.6	.2												16	16	2	
40/ 39		.2	.3	1.6	2.3	.2												31	31	13	1
38/ 37		.5	.3	1.5	1.3													22	22	10	1
36/ 35		.3	1.3	2.0	.5													27	27	35	3
34/ 33		1.5	1.3	1.6	.7													31	31	42	3
32/ 31		2.1	2.3	2.0	.5													41	41	32	23
30/ 29		.7	4.4	1.0	.2													38	38	40	9
28/ 27		2.1	3.4	.7	.2													39	39	24	23
26/ 25		1.6	2.0	1.5	.2													32	32	54	18
24/ 23		.5	2.1	.8														21	21	37	7
22/ 21		1.9	2.6															25	25	25	30
20/ 19	.2	3.7	2.4	.3														41	41	36	71
18/ 17		3.6	2.2	.2														35	35	37	40
16/ 15		3.4	2.6															37	37	43	35
14/ 13		4.7	1.6															39	30	38	47
12/ 11		3.1	1.3															25	25	36	37
10/ 9		2.6																16	16	28	27
8/ 7	.2	2.6																17	17	24	35
6/ 5	.2	2.3																15	15	21	21
4/ 3		1.0																6	6	10	32
2/ 1	.3	.5																5	5	6	40
0/ -1	.3																	2	2	3	29
-2/ -3	.2	.2																2	2	1	29
-4/ -5	.7																	4	4	5	22
-6/ -7																					12
-8/ -9																					10
-10/-11																					3
-12/-13																					2

Element (X)	$\Sigma x'$	Σx	$\bar{x}$	σ_x	No. Obs.	Mean No. of Hours with Temperature ≤ 0 F	≤ 32 F	≤ 67 F	≤ 73 F	≥ 80 F	≥ 93 F	Total
Rel. Hum.												
Dry Bulb												
Wet Bulb												
Dew Point												

USAFETAC FORM AW 64 0-26-5 (OL A) REVISED PREVIOUS EDITIONS OF THIS FORM ARE OBSOLETE

GLOBAL CLIMATOLOGY BRANCH
USAFETAC
AIR WEATHER SERVICE/MAC

PSYCHROMETRIC SUMMARY

72515	FT WAINWRIGHT AAF AK	77-83	MAR
STATION	STATION NAME	YEARS	MONTH

PAGE 1 | 15 0-1700 HOURS (L. S. T.)

Temp. (F)	WET BULB TEMPERATURE DEPRESSION (F)																		TOTAL D.B./W.B.	TOTAL Dry Bulb	TOTAL Wet Bulb	TOTAL Dew Point
	0	1-2	3-4	5-6	7-8	9-10	11-12	13-14	15-16	17-18	19-20	21-22	23-24	25-26	27-28	29-30	≥31				
-1°/-15°																						2
-16°/-17°																						2
TOTAL	3	39	83	61	51	9	6	2	3	1	1								614	614	614	614

Element (X)	$\Sigma X'$	ΣX	$\bar{X}$	σ_x	No. Obs.	Mean No. of Hours with Temperature						
						≤ 0 F	≤ 32 F	≥ 67 F	≥ 73 F	≥ 80 F	≥ 93 F	Total
Rel. Hum.	2253908	76114	58.8	14.550	614							
Dry Bulb	466502	15314	24.9	11.744	614	1.2	66.6					93
Wet Bulb	341603	13109	21.4	10.035	614	1.4	77.6					93
Dew Point	158327	7209	11.7	10.964	614	16.8	91.8					93

USAFETAC FORM AIR 64 0-26-5 (OL A) REVISED PREVIOUS EDITIONS OF THIS FORM ARE OBSOLETE

GLOBAL CLIMATOLOGY BRANCH
USAFETAC
AIR WEATHER SERVICE/MAC

PSYCHROMETRIC SUMMARY

7 0615 — STATION
FT WAINWRIGHT AAF AK — STATION NAME
77-83 — YEARS
M&J — MONTH

PAGE 1 — 1800-2000 HOURS (L. S. T.)

Temp. (F)	WET BULB TEMPERATURE DEPRESSION (F)																					TOTAL D.B./W.B.	TOTAL Dry Bulb	TOTAL Wet Bulb	TOTAL Dew Point
	0	1 - 2	3 - 4	5 - 6	7 - 8	9 - 10	11 - 12	13 - 14	15 - 16	17 - 18	19 - 20	21 - 22	23 - 24	25 - 26	27 - 28	29 - 30	≥ 31					
5[illegible]/ 49							.5											3	3			
4[illegible]/ 45							.2											2	2			
47/ 43				.2		.2												2	2			
42/ 41			.2	.2	.5													5	5			
4[illegible]/ 39				.7	1.2	.3												12	12			
3[illegible]/ 37	.2		.5	1.6	.3	.2												16	16	7	1	
3[illegible]/ 35	.2	.3	.3	1.5	.7													21	21	3	1	
34/ 33	.2	.7	1.5	1.6														25	25	21	2	
32/ 31	.7	1.9	2.5	1.5	.7													43	43	10	11	
3[illegible]/ 29		1.2	2.5	.2	.3													25	25	36	3	
2[illegible]/ 27		1.8	2.3	.7														29	29	37	9	
26/ 25		2.5	2.2	.3														30	30	36	14	
24/ 23		1.2	2.3															21	21	30	16	
22/ 21	.2	1.2	3.3															27	27	35	14	
2[illegible]/ 19		3.6	3.2	1.0														46	46	26	54	
18/ 17	.2	2.8	1.2	.2														26	26	34	29	
16/ 15		4.2	3.0															42	42	38	35	
14/ 13	.3	3.1	1.2															28	28	31	24	
12/ 11	.9	4.5	2.0															42	42	42	35	
10/ [illegible]	.9	3.5	.5															27	27	39	28	
/ 7	.3	3.5	.2															24	24	37	38	
[illegible]/ 5	.3	3.1																20	20	24	19	
[illegible]/ 3	.2	2.2																14	14	21	32	
[illegible]/ 1	1.2	4.5																34	34	26	40	
1/ -1	.8	.3																7	7	16	27	
-2/ -3	.5	.3																7	7	8	23	
-4/ -5	1.3	.3																10	10	9	36	
-6/ -7	1.5	.2																10	10	11	33	
-8/ -9	.5																	3	3	4	17	
-10/-11	.2																	1	1	1	15	
-12/-13																					9	
-14/-15																					14	
-16/-17																					10	
-18/-19																					5	

Element (X)	$\Sigma X'$	ΣX	$\bar{X}$	σ_x	No. Obs.	Mean No. of Hours with Temperature						
Rel. Hum.						≤ 0 F	≤ 32 F	≥ 67 F	≥ 73 F	≥ 80 F	≥ 93 F	Total
Dry Bulb												
Wet Bulb												
Dew Point												

FORM AUL 64 0-26-5 (OL A) REVISED PREVIOUS EDITIONS OF THIS FORM ARE OBSOLETE

USAFETAC

GLOBAL CLIMATOLOGY BRANCH
USAFETAC
AIR WEATHER SERVICE/MAC

2

PSYCHROMETRIC SUMMARY

7[illegible]15 | FT WAINWRIGHT AAF AK | 77-83 | MAY
STATION | STATION NAME | YEARS | MONTH

PAGE 2 | 1800-2000
HOURS (L. S. T.)

Temp. (F)	WET BULB TEMPERATURE DEPRESSION (F)																	TOTAL D.B./W.B.	TOTAL Dry Bulb	TOTAL Wet Bulb	TOTAL Dew Point
	0	1-2	3-4	5-6	7-8	9-10	11-12	13-14	15-16	17-18	19-20	21-22	23-24	25-26	27-28	29-30	≥ 31				
-[illegible]2/-23																					1
-[illegible]4/-25																					2
-[illegible]0/-27																					1
-[illegible]2/-33																					1
TOTAL	6.0	46.2	20.[illegible]	9.9	3.5	.7	.8												[illegible]4		604
																		604		604	

Element (X)	$\Sigma x'$	Σx	$\bar{X}$	σ_x	No. Obs.	Mean No. of Hours with Temperature						
						≤ 0 F	≤ 32 F	≤ 67 F	≤ 73 F	≤ 80 F	≤ 93 F	Total
Rel. Hum.	2377898	36838	61.0	14.748	604							
Dry Bulb	304220	11336	18.8	17.316	604	5.9	79.5					93
Wet Bulb	229905	9753	16.1	10.959	604	7.5	88.2					93
Dew Point	122703	4139	6.9	12.513	604	30.0	92.4					93

USAFETAC FORM 0-26-5 (OL A) REVISED PREVIOUS EDITIONS OF THIS FORM ARE OBSOLETE

GLOBAL CLIMATOLOGY BRANCH
USAFETAC
AIR WEATHER SERVICE/MAC

PSYCHROMETRIC SUMMARY

7 2615 — STATION
FT WAINWRIGHT AAF AK — STATION NAME
77-79-83 — YEARS
MAR — MONTH
PAGE 1
2100-2300 — HOURS (L. S. T.)

Temp. (F)	WET BULB TEMPERATURE DEPRESSION (F) 0	1-2	3-4	5-6	7-8	9-10	11-12	13-14	15-16	17-18	19-20	21-22	23-24	25-26	27-28	29-30	≥31	TOTAL D.B./W.B.	TOTAL Dry Bulb	Wet Bulb	Dew Point
48 / 47							.6											1	1		
46 / 45						.6												1	1		
44 / 39					1.2													2	2		
38 / 37		.6																1	1	1	
36 / 35			.6	1.2	1.2													5	5	1	1
34 / 33	.6	.6		2.9														7	7	4	1
32 / 31	.6	.6	1.7	2.9														10	10	3	1
30 / 29		1.2	2.3	.6														7	7	7	
28 / 27		1.7	1.7															6	6	9	2
26 / 25		2.9	2.9	1.2														12	12	15	2
24 / 23		2.9	.6	.6														7	7	8	3
22 / 21		2.9	1.7															8	8	11	4
20 / 19		2.3	3.5															10	10	7	12
18 / 17		.6	2.2															6	6	8	12
16 / 15		4.0	1.7															10	10	5	12
14 / 13		2.3																4	4	11	3
12 / 11	.6	4.6	2.3															12	13	8	4
10 / 9	.6	4.0	1.2															10	10	12	5
8 / 7		3.5																6	6	11	11
6 / 5	.6	4.0																8	8	8	8
4 / 3		4.0																7	7	10	5
2 / 1	.6	4.0																8	8	4	12
0 / -1	1.2	1.2																4	4	9	5
-2 / -3	.6	.6																2	2	3	7
-4 / -5	1.7																	3	3	3	9
-6 / -7	2.3																	4	4	4	11
-8 / -9	3.5																	6	6	6	5
-10 / -11	1.2																	2	2	2	6
-12 / -13	.6																	1	1	1	3
-14 / -15	1.2																	2	2	2	5
-16 / -17																					2
-18 / -19																					6
-20 / -21																					7
-24 / -25																					1

Element (X)	$\Sigma x'$	Σx	$\bar{X}$	σ_x	No. Obs.	Mean No. of Hours with Temperature ≤ 0 F	≤ 32 F	≥ 67 F	≥ 73 F	≥ 80 F	≥ 93 F	Total
Rel. Hum.												
Dry Bulb												
Wet Bulb												
Dew Point												

USAFETAC FORM 0-26-5 (OL A) REVISED PREVIOUS EDITIONS OF THIS FORM ARE OBSOLETE

GLOBAL CLIMATOLOGY BRANCH
USAFETAC
AIR WEATHER SERVICE/MAC

PSYCHROMETRIC SUMMARY

7 [illegible] | FT WAINWRIGHT AAF AK | 77,79-83 | MAR
STATION | STATION NAME | YEARS | MONTH

PAGE 2 | 2100-2300
HOURS (L. S. T.)

Temp. (F)	WET BULB TEMPERATURE DEPRESSION (F)																		TOTAL D.B./W.B.	TOTAL Dry Bulb	TOTAL Wet Bulb	TOTAL Dew Point
	0	1 - 2	3 - 4	5 - 6	7 - 8	9 - 10	11 - 12	13 - 14	15 - 16	17 - 18	19 - 20	21 - 22	23 - 24	25 - 26	27 - 28	29 - 30	≥ 31					
-? / -??																						1
-36 / -37																						1
TOTAL	15.6	48.6	23.1	9.2	2.3	.6	.5												173		173	
																				173		173

Element (X)	$\Sigma X'$	ΣX	$\bar{X}$	σ_X	No. Obs.	Mean No. of Hours with Temperature						
						≤ 0 F	≤ 32 F	≤ 67 F	≤ 73 F	≤ 80 F	≤ 93 F	Total
Rel. Hum.	675426	10516	60.8	18.507	173							
Dry Bulb	72389	2665	15.4	13.498	173	12.9	83.9					93
Wet Bulb	55103	2769	13.1	12.139	173	16.1	89.8					93
Dew Point	35728	634	3.7	13.936	173	37.1	91.9					93

USAFETAC FORM AUG 64 0-26-5 (OL A) REVISED PREVIOUS EDITIONS OF THIS FORM ARE OBSOLETE

GLOBAL CLIMATOLOGY BRANCH
USAFETAC
AIR WEATHER SERVICE/MAC

PSYCHROMETRIC SUMMARY

7 2615 — STATION
FT WAINWRIGHT AAF AK — STATION NAME
77-63 — YEARS
MAR — MONTH

ALL — HOURS (L. S. T.)

Temp. (F)	WET BULB TEMPERATURE DEPRESSION (F) 0	1-2	3-4	5-6	7-8	9-10	11-12	13-14	15-16	17-18	19-20	21-22	23-24	25-26	27-28	29-30	≥31	TOTAL D.B./W.B.	TOTAL Dry Bulb	TOTAL Wet Bulb	TOTAL Dew Point
54/ 53								•0										1	1		
52/ 51								•1										4	5		
50/ 49					•1	•0	•1	•0										10	10		
48/ 47					•1	•1	•1	•0										11	11		
46/ 45			•0	•4	•1	•4	•2											36	36		
44/ 43		•0	•1	•4	•5	•7	•0											55	55		
42/ 41		•0	•1	•3	•7	•1												43	43	8	
40/ 39		•0	•0	•7	1•1	•1												79	79	20	1
38/ 37	•0	•3	•6	1•2	•5	•0												89	89	40	2
36/ 35	•1	•2	•7	1•4	•5													101	101	7	7
34/ 33	•1	•6	•8	1•3	•2													105	105	123	14
32/ 31	•1	1•4	2•2	1•8	•2													186	187	120	63
30/ 29	•1	1•1	2•6	•7	•1													156	156	159	30
28/ 27		1•8	2•2	•5	•2													153	153	159	69
26/ 25		2•2	2•1	•6	•1													166	166	222	66
24/ 23		1•2	1•6	•3														103	103	162	53
22/ 21	•3	1•4	2•5	•1														146	146	161	122
20/ 19	•5	3•6	2•5	•4														235	235	156	267
18/ 17	•1	2•8	1•4	•1														149	149	191	161
16/ 15	•1	4•1	1•6															199	199	268	172
14/ 13	•2	3•3	1•5															154	154	25	171
12/ 11	•6	3•8	1•1															184	184	174	242
10/ 9	•4	3•5	•4															145	145	204	142
8/ 7	•4	3•6	•2															141	141	166	186
6/ 5	•7	2•5	•0															110	110	171	115
4/ 3	•7	2•3																100	100	113	170
2/ 1	•0	3•1																137	137	117	247
0/ -1	1•0	•5																50	50	87	149
-2/ -3	1•0	•7																56	57	62	135
-4/ -5	1•0	•3																65	65	62	149
-6/ -7	1•3	•2																51	51	56	120
-8/ -9	1•4																	47	47	52	102
-10/ -11	•9																	29	29	29	90
-12/ -13	•3																	10	10	10	36

Element (X)	$\Sigma X'$	ΣX	$\bar{X}$	σ_x	No. Obs.	Mean No. of Hours with Temperature ≤ 0 F	≤ 32 F	≤ 67 F	≤ 73 F	≥ 80 F	≥ 93 F	Total
Rel. Hum.												
Dry Bulb												
Wet Bulb												
Dew Point												

USAFETAC FORM 0-26-5 (OL A) 84 REVISED PREVIOUS EDITIONS OF THIS FORM ARE OBSOLETE

GLOBAL CLIMATOLOGY BRANCH
USAFETAC
AIR WEATHER SERVICE/MAC

PSYCHROMETRIC SUMMARY

7 [illegible] 15	FT WAINWRIGHT AAF AK	77-87	MAY
STATION	STATION NAME	YEARS	MONTH

PAGE [illegible] ALL HOURS (L. S. T.)

Temp. (F)	WET BULB TEMPERATURE DEPRESSION (F)																							TOTAL D.B./W.B.	TOTAL Dry Bulb	TOTAL Wet Bulb	TOTAL Dew Point
	0	1-2	3-4	5-6	7-8	9-10	11-12	13-14	15-16	17-18	19-20	21-22	23-24	25-26	27-28	29-30	≥ 31										
-1[illegible]/-15	.7																							[illegible]5	[illegible]6	35	64
-[illegible]/-17	.4																							1[illegible]	1[illegible]	12	49
-1[illegible]/-19	.4																							15	1[illegible]	15	53
[illegible]/-21	.4																							14	14	14	3[illegible]
-[illegible]/-23	.1																							5	5	5	12
-[illegible]/-25	.1																							4	4	4	28
-[illegible]/-27	.1																							[illegible]	2	[illegible]	14
-[illegible]/-29																											16
-[illegible]/-31																											1
-[illegible]/-33																											11
-3[illegible]/-35																											1[illegible]
-[illegible]/-37																											[illegible]
-[illegible]/-39																											4
TOTAL	15.0	44.6	23.8	10.0	4.3	1.4	.5	.2																33[illegible]4	[illegible]7	3334	3364

Element (X)	Σ_X^2	Σ_X	$\bar{X}$	σ_x	No. Obs.	Mean No. of Hours with Temperature						
						≤ 0 F	≤ 32 F	≤ 67 F	≤ 73 F	≤ 80 F	≤ 93 F	Total
Rel. Hum.	13776583	209673	62.0	14.540	3384							
Dry Bulb	1779492	60216	17.8	14.470	3387	85.0	626.5					744
Wet Bulb	1341274	51546	15.2	12.821	3384	95.9	682.9					744
Dew Point	773105	21217	6.3	13.755	3384	238.3	738.7					744

USAFETAC FORM AA 64 0-26-5 (OL A) REVISED PREVIOUS EDITIONS OF THIS FORM ARE OBSOLETE

GLOBAL CLIMATOLOGY BRANCH
USAFETAC
AIR WEATHER SERVICE/MAC

PSYCHROMETRIC SUMMARY

7 2615 — STATION
FT WAINWRIGHT AAF AK — STATION NAME
77-87 — YEARS
APR — MONTH
PAGE 1
03-15 — HOURS (L.S.T.)

Temp. (F)	WET BULB TEMPERATURE DEPRESSION (F) 0	1-2	3-4	5-6	7-8	9-10	11-12	13-14	15-16	17-18	19-20	21-22	23-24	25-26	27-28	29-30	≥31	TOTAL D.B./W.B.	TOTAL Dry Bulb	TOTAL Wet Bulb	TOTAL Dew Point
/ 41					1.4													2	2		
4 / 3		1.4			.7													3	3		
3 / 37			1.4	2.1														6	6	2	
/ 36		4.9	4.2		.7													14	14	5	2
3 / 37		2.8	3.1		.7													8	8	6	3
/ 31	.7	3.3	6.2	.7														23	23	16	3
/ 2	.7	3.5	2.8	.7														11	11	12	11
/ 27		4.2	.7															7	7	14	6
/ 25		3.5	2.1															8	8	12	14
/ 23		.7	.7															2	2	4	11
3 / 21		4.2	1.4															7	8	6	8
/ 19		7.6																11	11	7	12
/ 17		1.4	3.5															7	7	9	8
/ 15		4.9	2.1															10	10	5	7
/ 13		1.4	1.4															4	4	11	4
/ 11		.7	1.4															3	3	5	7
/ 9	.7																	1	1	4	7
/ 7		.7																4	4	4	5
/ 5																				2	3
/ 3	.7	1.4																3	3	3	5
/ 1	.7	1.4																3	4	2	6
/ -1																				1	1
/ -3		.7																1	1	1	4
/ -5		.7																1	1		3
/ -7	.7																	1	1	2	3
/ -13	.7																	1	1	1	
/ -15																					1
/ -17	.7																	1	1	1	
/ -19	.7																	1	1	1	2
/ -21																					1
/ -25																					1
TOTAL	2.8	56.2	29.9	4.2	3.5													144		144	144

Element (X)	$\Sigma X'$	ΣX	$\bar{X}$	σ_x	No. Obs.	Mean No. of Hours with Temperature ≤ 0 F	≤ 32 F	≥ 67 F	≥ 73 F	≥ 80 F	≥ 93 F	Total
Rel. Hum.	702073	9857	68.5	13.29	144							
Dry Bulb	119130	3432	23.8	11.936	144	3.7	69.4					90
Wet Bulb	94291	3093	21.5	11.174	144	4.4	60.6					90
Dew Point	56343	2097	14.6	13.433	144	13.7	86.9					90

USAFETAC FORM 0-26-5 (OL A) REVISED PREVIOUS EDITIONS OF THIS FORM ARE OBSOLETE

CENTRAL CLIMATOLOGY BRANCH
USAFETAC
AIR WEATHER SERVICE/MAC

PSYCHROMETRIC SUMMARY

[illegible] FT WAINWRIGHT AAF AK — 77-87 YEARS — [illegible] MONTH

[illegible] HOURS (L.S.T.) [illegible]

Temp. (F)	WET BULB TEMPERATURE DEPRESSION (F) 0	1-2	3-4	5-6	7-8	9-10	11-12	13-14	15-16	17-18	19-20	21-22	23-24	25-26	27-28	29-30	≥31	TOTAL D.B.	W.B. Dry Bulb	TOTAL Wet Bulb	Dew Point
[illegible] / 52						•2												1	1		
[illegible] / 51						•2												1	1		
[illegible] / 4[illegible]					•2	•2												3	3		
48 / 47			•2		•3	•3												8	8		
[illegible] / 46			•2	•2	•7													10	10		
40 / 43			•2	1•2	1•5													12	12	2	
[illegible] / 41		•5	•7	1•9	•5													21	21	2	2
[illegible] / 39		•4	3•1	1•4	1•[illegible]													37	37	15	
[illegible] / 37		2•1	2•[illegible]	2•8	•3													4[illegible]	4[illegible]	[illegible]	6
[illegible] / 35		2•1	4•6	1•2														[illegible]	[illegible]	[illegible]	9
34 / 32	•3	2•1	2•6	•7	•2													34	34	4[illegible]	15
[illegible] / 31	•2	5•2	4•1	•5														56	56	[illegible]	44
[illegible] / 29		1•[illegible]	1•7	•2														17	17	09	37
[illegible] / 27	•7	2•2	1•7															27	29	3[illegible]	41
[illegible] / 25		3•3	2•1	•2														35	35	[illegible]	45
[illegible] / 23		1•2	1•7															17	17	7[illegible]	17
[illegible] / 21		1•5	1•2	•2														17	17	[illegible]	[illegible]
[illegible] / 19	•4	3•8	2•9	•3														42	42	16	49
18 / 17	•5	2•7	1•4															23	23	34	[illegible]
16 / 15	•4	2•4	1•5															24	24	7[illegible]	[illegible]
[illegible] / 13		1•7	•3															10	10	[illegible]	[illegible]
11 / 11	•7	2•1	•3															17	17	15	15
10 / [illegible]	•[illegible]	1•[illegible]																13	13	[illegible]	[illegible]
[illegible] / 7		2•1																14	12	17	[illegible]
[illegible] / [illegible]	•2	•5																4	4	[illegible]	16
[illegible] / 5	•2	1•5																11	11	[illegible]	[illegible]
[illegible] / 1	•3	•5																[illegible]	5	7	[illegible]
[illegible] / -1	•[illegible]	•5																[illegible]	[illegible]	[illegible]	14
[illegible] / -3		•3																[illegible]	[illegible]	[illegible]	19
[illegible] / -5	•[illegible]	•3																[illegible]	[illegible]	[illegible]	[illegible]
[illegible] / -7	•[illegible]	•[illegible]																[illegible]	[illegible]	[illegible]	[illegible]
[illegible] / -9	•[illegible]																	[illegible]	[illegible]	[illegible]	[illegible]
[illegible] / -11	•[illegible]																	1	1	1	4
-1 / -13																					

Element (X)	$\Sigma X'$	ΣX	$\bar{X}$	σ_x	No. Obs.	Mean No. of Hours with Temperature ≤ 0 F	≤ 32 F	≥ 67 F	≥ 73 F	≥ 80 F	≥ 93 F	Total
Rel. Hum.												
Dry Bulb												
Wet Bulb												
Dew Point												

USAFETAC FORM 0-26 5 (OL A) REVISED PREVIOUS EDITIONS OF THIS FORM ARE OBSOLETE

2

[illegible]AL CLIMATOLOGY BRANCH
[illegible]AFETAC
[illegible] WEATHER SERVICE/MAC

PSYCHROMETRIC SUMMARY

[illegible] [illegible] [illegible]IGHT AAF [illegible] 77-[illegible]

STATION | STATION NAME | YEARS | MONTH

HOURS [illegible]

Temp (F)	WET BULB TEMPERATURE DEPRESSION (F) 0	1-2	3-4	5-6	7-8	9-10	11-12	13-14	15-16	17-18	19-20	21-22	23-24	25-26	27-28	29-30	≥31	TOTAL D.B. W.B.	TOTAL Dry Bulb	TOTAL Wet Bulb	TOTAL Dew Point
[illegible]	[illegible]																				
[illegible]	[illegible]																				
[illegible]	[illegible]																				
[illegible]																					
[illegible]																					
[illegible]																					
[illegible]																					
[illegible]																					
[illegible]																					
[illegible]	[illegible]	[illegible]	[illegible]	[illegible]	[illegible]	[illegible]															

Element (X)	ΣX^2	ΣX	$\bar{X}$	σ_x	No. Obs.	Mean No. of Hours with Temperature ≤0 F	≤32 F	≤67 F	≤73 F	≤80 F	≤93 F
Rel. Hum.	[illegible]	[illegible]	66.1	[illegible]	[illegible]						
Dry Bulb	[illegible]	15472	[illegible]	[illegible]	[illegible]	[illegible]	[illegible]				
Wet Bulb	[illegible]	13755	23.7	[illegible]	[illegible]	[illegible]	[illegible]				
Dew Point	257966	[illegible]	16.3	[illegible]	[illegible]	11.[illegible]	[illegible]				

USAFETAC FORM 0 26 5 (OL A) REVISED PREVIOUS EDITIONS OF THIS FORM ARE OBSOLETE

AD-A137 574 1/5 WAINWRIGHT WAINWRIGHT AAF ALASKA LIMITED SURFACE OBSERVATIONS CLIMAT..(U) AIR FORCE ENVIRONMENTAL TECHNICAL APPLICATIONS CENTER SCOTT A.. 13 OCT 83

UNCLASSIFIED USAFETAC/DS-83/044 SBI-AD-E850 487 F/G 4/2 NL

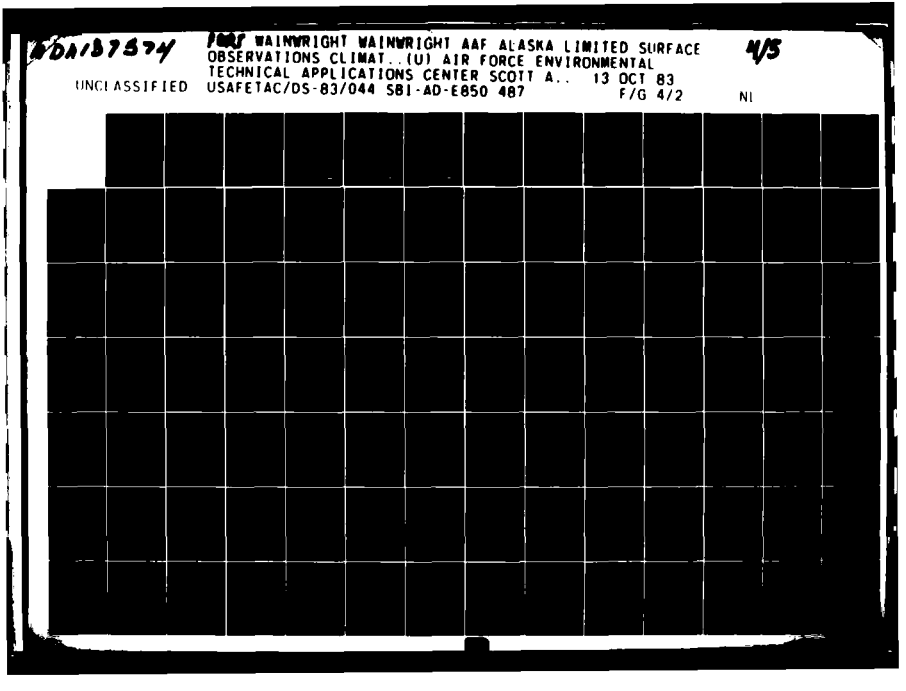



MICROCOPY RESOLUTION TEST CHART
NATIONAL BUREAU OF STANDARDS - 1963 - A

GLOBAL CLIMATOLOGY BRANCH
USAFETAC
AIR WEATHER SERVICE/MAC

PSYCHROMETRIC SUMMARY

2

74615 STATION | FT WAINWRIGHT AAF AK STATION NAME | 77-83 YEARS | APR MONTH

PAGE 1 | 0900-1100 HOURS (L. S. T.)

Temp. (F)	WET BULB TEMPERATURE DEPRESSION (F)																		TOTAL	TOTAL		
	0	1 - 2	3 - 4	5 - 6	7 - 8	9 - 10	11 - 12	13 - 14	15 - 16	17 - 18	19 - 20	21 - 22	23 - 24	25 - 26	27 - 28	29 - 30	≥ 31	D.B./W.B.	Dry Bulb	Wet Bulb	Dew Point
67/ 67									.2									1	1		
66/ 65									.2									1	1		
64/ 63									.2									1	1		
62/ 61								.2										1	1		
60/ 59							.3	.2										3	3		
58/ 57						.3	.5	.3										7	7		
56/ 55						.2	1.0											7	7		
54/ 53					.2	1.2	1.2	.3										17	17		
52/ 51				.3	.7	1.7	1.2											23	23	2	
50/ 49				.5	.7	2.6	.9											27	27		
48/ 47				.3	2.1	2.9												31	31	7	
46/ 45		.2	.2	.7	4.6	1.4												41	41	11	
44/ 43		.3	1.4	2.4	1.7	1.0												40	40	27	1
42/ 41		1.0	1.4	3.3	1.2													40	40	33	4
40/ 39		.3	1.9	1.7	.3													25	25	57	5
38/ 37		1.4	.7	2.1	.3													26	26	67	13
36/ 35	.3	1.0	1.4	.9	.2													22	22	57	9
34/ 33		1.7	2.4	.9	.9													34	34	33	29
32/ 31		.9	2.9	2.6	.3													39	39	27	55
30/ 29	.2	.7	2.9	.9	.2													28	28	23	50
28/ 27	.3	1.7	2.1	2.1	.3													38	38	34	57
26/ 25		1.7	2.7	.7														30	30	42	50
24/ 23		.7	2.1	.5														19	19	37	30
22/ 21		.7	2.2															17	17	37	30
20/ 19	.3	1.7	2.6	.2														28	28	19	46
18/ 17		.7	1.0															10	10	21	26
16/ 15		1.4	.5															11	11	23	28
14/ 13		.5	.2															4	4	10	14
12/ 11		.2	.5															4	4	3	29
10/ 9			.2															1	1	2	25
8/ 7		.2	.2															2	2	4	27
6/ 5		.2																1	1	2	9
4/ 3		.2																1	1	2	10
2/ 1		.3																2	2	1	18

Element (X)	$\Sigma_{X'}$	Σ_X	$\bar{X}$	σ_x	No. Obs.	Mean No. of Hours with Temperature						
Rel. Hum.						≤ 0 F	≤ 32 F	≤ 67 F	≥ 73 F	≥ 80 F	≥ 93 F	Total
Dry Bulb												
Wet Bulb												
Dew Point												

USAFETAC FORM 0-26-5 (OL A) REVISED PREVIOUS EDITIONS OF THIS FORM ARE OBSOLETE

GLOBAL CLIMATOLOGY BRANCH
USAFETAC
AIR WEATHER SERVICE/MAC

PSYCHROMETRIC SUMMARY

702615 (STATION) FT WAINWRIGHT AAF AK (STATION NAME) 77-83 (YEARS) APR (MONTH)

 0900-1100 (HOURS (L. S. T.))

Temp. (F)	WET BULB TEMPERATURE DEPRESSION (F)																		TOTAL D.B./W.B.	TOTAL		
	0	1 - 2	3 - 4	5 - 6	7 - 8	9 - 10	11 - 12	13 - 14	15 - 16	17 - 18	19 - 20	21 - 22	23 - 24	25 - 26	27 - 28	29 - 30	≥ 31			Dry Bulb	Wet Bulb	Dew Point
0/ -1																					1	5
-2/ -3																						1
-4/ -5	.3																		2	2	2	5
-6/ -9																						3
-10/-11																						1
-12/-13																						1
-14/-15																						2
-16/-19																						1
TOTAL	1.5	17.6	29.3	19.9	13.7	11.3	5.1	1.0	.5										584	584	584	584

Element (X)	Σ_X'	Σ_X	$\bar{X}$	σ_x	No. Obs.	Mean No. of Hours with Temperature						
						≤ 0 F	≤ 32 F	≥ 67 F	≥ 73 F	≥ 80 F	≥ 93 F	Total
Rel. Hum.	2013086	33110	56.7	15.268	584							
Dry Bulb	835668	20974	35.9	11.889	584	.3	36.9	.2				90
Wet Bulb	602558	17890	30.6	9.671	584	.5	44.7					90
Dew Point	326501	12321	21.1	10.685	584	2.9	80.6					90

USAFETAC FORM AS 64 0-26-5 (OL A) REVISED PREVIOUS EDITIONS OF THIS FORM ARE OBSOLETE

GLOBAL CLIMATOLOGY BRANCH
USAFETAC
AIR WEATHER SERVICE/MAC

PSYCHROMETRIC SUMMARY

702615 (STATION) FT WAINWRIGHT AAF AK (STATION NAME) 77-83 (YEARS) APR (MONTH)

PAGE 1 1200-1400 HOURS (L. S. T.)

Temp. (F)	WET BULB TEMPERATURE DEPRESSION (F)																		TOTAL D.B./W.B.	TOTAL Dry Bulb	TOTAL Wet Bulb	TOTAL Dew Point
	0	1 - 2	3 - 4	5 - 6	7 - 8	9 - 10	11 - 12	13 - 14	15 - 16	17 - 18	19 - 20	21 - 22	23 - 24	25 - 26	27 - 28	29 - 30	≥ 31					
74/ 73											.2								1	1		
72/ 71											.2								1	1		
70/ 69										.2									1	1		
68/ 67									.2										1	1		
66/ 65									.3										2	2		
64/ 63									.2										1	1		
62/ 61								.7											4	4		
60/ 59						.2	.9	.9	.5	.2									15	15		
58/ 57							1.7	1.4	.7										22	22		
56/ 55						1.2	.9	1.4	.3										22	22		
54/ 53				.2	.5	.7	1.7	1.7											28	28	1	
52/ 51					.5	1.7	1.5	.3											24	24	3	
50/ 49				.5	1.2	3.4	1.5												39	39	4	
48/ 47		.2		.3	4.1	2.2	.5												43	43	13	
46/ 45		.2	.2	2.4	1.5	1.2	.3												34	34	31	
44/ 43		.5	.9	3.4	.9	.5													36	36	27	1
42/ 41		.5	.7	2.9	1.4	.2													33	33	52	4
40/ 39		.7	1.0	1.4	1.4														26	26	90	4
38/ 37	.3	.7	.5	2.9	.3														28	28	58	10
36/ 35		.9	1.7	1.9	.7														30	30	35	19
34/ 33		1.4	1.2	2.7	1.4														39	39	38	31
32/ 31		1.2	2.7	3.6	.7														48	48	36	72
30/ 29	.2	.7	2.9	1.7	.5														35	35	31	52
28/ 27		.9	2.1	1.9															28	28	39	49
26/ 25		.9	1.2	.7															16	16	47	65
24/ 23			.7																4	4	35	22
22/ 21		.5	.5																6	6	16	44
20/ 19	.2	.2	.5																5	5	11	46
18/ 17		.2	.2	.3															4	4	4	39
16/ 15		.3	.7																6	6	3	32
14/ 13		.2	.2																2	2	3	24
12/ 11																					6	17
10/ 9			.2																1	1	1	15
8/ 7																						14

Element (X)	$\Sigma x'$	Σx	$\bar{X}$	σ_x	No. Obs.	Mean No. of Hours with Temperature						
						≤ 0 F	≤ 32 F	≤ 67 F	≥ 73 F	≥ 80 F	≥ 93 F	Total
Rel. Hum.												
Dry Bulb												
Wet Bulb												
Dew Point												

FORM AA 64 0-26-5 (OL A) REVISED PREVIOUS EDITIONS OF THIS FORM ARE OBSOLETE

USAFETAC

GLOBAL CLIMATOLOGY BRANCH
USAFETAC
AIR WEATHER SERVICE/MAC

PSYCHROMETRIC SUMMARY

702615 (STATION) FT WAINWRIGHT AAF AK (STATION NAME) 77-83 (YEARS) APR (MONTH)

 1200-1400 (HOURS (L. S. T.))

Temp. (F)	WET BULB TEMPERATURE DEPRESSION (F)																	TOTAL D.B./W.B.	TOTAL		
	0	1 - 2	3 - 4	5 - 6	7 - 8	9 - 10	11 - 12	13 - 14	15 - 16	17 - 18	19 - 20	21 - 22	23 - 24	25 - 26	27 - 28	29 - 30	≥ 31		Dry Bulb	Wet Bulb	Dew Point
4/ 5																				1	9
4/ 3																					2
2/ 1																					2
0/ -1																					3
-4/ -5																					3
-6/ -7																					2
-8/ -9																					3
-16/ -17																					1
TOTAL	.7	9.9	17.9	26.8	15.0	11.3	9.1	6.3	2.2	.5	.3								565		585
																		585		585	

Element (X)	Σ_X'	Σ_X	$\bar{X}$	σ_x	No. Obs.	Mean No. of Hours with Temperature						
						≤ 0 F	≤ 32 F	≤ 67 F	≤ 73 F	≥ 88 F	≥ 93 F	Total
Rel. Hum.	1695106	30100	51.5	15.831	585							
Dry Bulb	1053662	23972	41.0	11.053	585		23.8	.6	.2			90
Wet Bulb	722313	19981	34.2	8.261	585		35.8					90
Dew Point	362485	13549	23.2	9.130	585	1.8	79.4					90

USAFETAC FORM 0-26-5 (OL A) REVISED PREVIOUS EDITIONS OF THIS FORM ARE OBSOLETE

GLOBAL CLIMATOLOGY BRANCH
USAFETAC
AIR WEATHER SERVICE/MAC

PSYCHROMETRIC SUMMARY

72615 (STATION) FT WAINWRIGHT AAF AK (STATION NAME) 77-83 (YEARS) APR (MONTH)

 1500-1700 (HOURS (L. S. T.))

Temp. (F)	WET BULB TEMPERATURE DEPRESSION (F) 0	1 - 2	3 - 4	5 - 6	7 - 8	9 - 10	11 - 12	13 - 14	15 - 16	17 - 18	19 - 20	21 - 22	23 - 24	25 - 26	27 - 28	29 - 30	≥ 31	TOTAL D.B./W.B.	TOTAL Dry Bulb	TOTAL Wet Bulb	TOTAL Dew Point
76/ 75												.2						1	1		
74/ 73											.3							2	2		
68/ 67								.2	.2									2	2		
66/ 65									.2									1	1		
62/ 61							.2	1.2	.7									12	12		
60/ 59							.5	1.2										10	10		
58/ 57							.7	.5	.5									10	10		
56/ 55						.3	2.1	.7	.5									21	21		
54/ 53					.2	1.4	1.5	1.0										24	24	4	
52/ 51					.7	1.4	2.2											25	25	1	
50/ 49				.9	1.7	4.4	2.7											57	57	4	
48/ 47				.7	3.1	1.4	1.2											37	37	13	
46/ 45			.5	2.2	2.6	1.0	.2											38	38	21	
44/ 43			.7	2.4	1.9	1.4												37	37	29	1
42/ 41		.3	.5	2.4	2.9	.2												37	37	56	
40/ 39		.3	1.4	1.9	1.5													30	30	78	2
38/ 37	.5	.7	1.7	1.7	1.0													33	33	62	9
36/ 35		.5	1.7	2.9	.5													33	33	44	23
34/ 33		.3	2.4	2.4	.7													34	34	51	32
32/ 31		1.0	2.1	4.4	.7													48	48	30	65
30/ 29	.2	.7	2.2	2.1	.2													31	31	44	39
28/ 27		.7	2.2	1.4	.2													26	26	32	60
26/ 25		.5	1.4	.3														13	13	43	53
24/ 23			.9															5	5	33	24
22/ 21			.9	.3														7	7	21	56
20/ 19			.2	.2														2	2	4	59
18/ 17				.5														3	3	2	44
16/ 15			.5															3	3	4	27
14/ 13																				3	18
12/ 11		.3																2	2	3	24
10/ 9		.2																1	1	3	12
8/ 7																					8
6/ 5																					6
4/ 3																					7

Element (X)	$\Sigma x'$	Σx	$\bar{x}$	σ_x	No. Obs.	Mean No. of Hours with Temperature ≤ 0 F	≤ 32 F	≤ 67 F	≤ 73 F	≥ 80 F	≥ 93 F	Total
Rel. Hum.												
Dry Bulb												
Wet Bulb												
Dew Point												

USAFETAC FORM 0-26-5 (OL A) REVISED PREVIOUS EDITIONS OF THIS FORM ARE OBSOLETE

GLOBAL CLIMATOLOGY BRANCH
USAFETAC
AIR WEATHER SERVICE/MAC

PSYCHROMETRIC SUMMARY

702615 (STATION) FT WAINWRIGHT AAF AK (STATION NAME) 77-83 (YEARS) APR (MONTH)

 1500-1700 (HOURS (L. S. T.))

Temp. (F)	WET BULB TEMPERATURE DEPRESSION (F)																	TOTAL D.B./W.B.	TOTAL		
	0	1 - 2	3 - 4	5 - 6	7 - 8	9 - 10	11 - 12	13 - 14	15 - 16	17 - 18	19 - 20	21 - 22	23 - 24	25 - 26	27 - 28	29 - 30	≥ 31		Dry Bulb	Wet Bulb	Dew Point
2/ 1																					7
-6/ -7																					5
-10/-11																					1
-12/-13																					2
-16/-17																					1
TOTAL	.7	5.6	19.1	26.7	17.8	11.5	11.3	4.8	2.1		.3	.2						585	585		585
																		585		585	

Element (X)	$\Sigma X'$	ΣX	$\bar{X}$	σ_x	No. Obs.	Mean No. of Hours with Temperature						
						≤ 0 F	≤ 32 F	≤ 67 F	≤ 73 F	≥ 80 F	≥ 93 F	Total
Rel. Hum.	1575437	29125	49.8	14.654	585							
Dry Bulb	1062224	24146	41.3	10.598	585		21.7	.8	.5			90
Wet Bulb	722870	20030	34.2	7.966	585		34.2					90
Dew Point	351464	13332	22.8	9.031	585	1.4	79.7					90

USAFETAC FORM 0-26-5 (OL A) REVISED PREVIOUS EDITIONS OF THIS FORM ARE OBSOLETE

GLOBAL CLIMATOLOGY BRANCH
USAFETAC
AIR WEATHER SERVICE/MAC

PSYCHROMETRIC SUMMARY

702615 (STATION) FT WAINWRIGHT AAF AK (STATION NAME) 77-83 (YEARS) APR (MONTH)

 1800-2000 (HOURS (L. S. T.))

Temp. (F)	WET BULB TEMPERATURE DEPRESSION (F)																		TOTAL D.B./W.B.	TOTAL		
	0	1 - 2	3 - 4	5 - 6	7 - 8	9 - 10	11 - 12	13 - 14	15 - 16	17 - 18	19 - 20	21 - 22	23 - 24	25 - 26	27 - 28	29 - 30	≥ 31		Dry Bulb	Wet Bulb	Dew Point
72/ 71											.2							1	1		
70/ 69										.2								1	1		
66/ 65								.2	.2									2	2		
64/ 63									.2									1	1		
60/ 59						.2	.2	.2										3	3		
58/ 57							.9											5	5		
56/ 55						.3	.9	.3	.2									10	10		
54/ 53					.2	1.2	.9	.5										16	16		
52/ 51					.7	1.7	.9	.2										20	20	3	
50/ 49					1.2	1.7	1.4											25	25	2	
48/ 47				.3	2.3	2.1	.9											32	32	2	
46/ 45			.2	1.4	3.8	2.3	.2											45	45	13	
44/ 43			1.4	1.9	1.7	.7	.2											34	34	20	
42/ 41			.9	2.6	1.7	.7												34	34	29	1
40/ 39		.7	2.8	1.7	1.9													41	41	49	
38/ 37	.3	.7	1.0	3.1	1.0													36	36	73	6
36/ 35		.9	1.7	2.1	.7													31	31	58	17
34/ 33		.7	2.3	2.8														33	33	34	23
32/ 31		1.2	3.1	3.1	.3													45	45	43	55
30/ 29		1.2	4.5	1.2	.2													41	41	35	42
28/ 27		1.4	2.3	2.3														34	34	47	50
26/ 25		.2	1.9	1.4														20	20	48	53
24/ 23		.3	1.2	.3														11	11	30	11
22/ 21			1.9	.2														12	12	27	44
20/ 19		1.6	1.9	.2														21	21	15	77
18/ 17		.7	.2	.2														6	6	19	30
16/ 15		.2	.2															2	2	12	34
14/ 13			.2															1	1	2	24
12/ 11		.2	.5															4	4	1	20
10/ 9		.5	.3															5	5	5	19
8/ 7		.2	.2															2	2	3	16
6/ 5																				4	12
4/ 3																					10
2/ 1																					14

Element (X)	$\Sigma X'$	ΣX	$\bar{X}$	σ_x	No. Obs.	Mean No. of Hours with Temperature						
Rel. Hum.						≤ 0 F	≤ 32 F	≤ 67 F	≥ 73 F	≥ 80 F	≥ 93 F	Total
Dry Bulb												
Wet Bulb												
Dew Point												

FORM AS 66 0-26-5 (OL A) REVISED PREVIOUS EDITIONS OF THIS FORM ARE OBSOLETE

USAFETAC

GLOBAL CLIMATOLOGY BRANCH
USAFETAC
AIR WEATHER SERVICE/MAC

PSYCHROMETRIC SUMMARY

702615 (STATION) FT WAINWRIGHT AAF AK (STATION NAME) 77-83 (YEARS) APR (MONTH)

PAGE 2 1800-2000 (HOURS (L. S. T.))

Temp. (F)	WET BULB TEMPERATURE DEPRESSION (F)																	TOTAL	TOTAL		
	0	1 - 2	3 - 4	5 - 6	7 - 8	9 - 10	11 - 12	13 - 14	15 - 16	17 - 18	19 - 20	21 - 22	23 - 24	25 - 26	27 - 28	29 - 30	≥ 31	D.B./W.B.	Dry Bulb	Wet Bulb	Dew Point
/ -1																					5
-4/ -5																					1
-6/ -7																					3
-8/ -9																					1
-14/-15																					3
-18/-19																					4
-20/-21																					1
TOTAL	.3	10.6	28.7	24.9	15.9	11.0	6.3	1.4	.5	.2	.2							574	574		574
																		574		574	

Element (X)	$\Sigma_{X'}$	Σ_X	$\bar{X}$	σ_x	No. Obs.	Mean No. of Hours with Temperature						
						≤ 0 F	≤ 32 F	≤ 67 F	≤ 73 F	≤ 80 F	≤ 93 F	Total
Rel. Hum.	1751980	30596	53.3	14.539	574							
Dry Bulb	860603	21357	37.2	10.730	574		32.0	.3				90
Wet Bulb	606313	18009	31.4	8.489	574		45.6					90
Dew Point	305956	11956	20.8	9.967	574	2.5	82.6					90

FORM AS-64 0-26-5 (OL-A) REVISED PREVIOUS EDITIONS OF THIS FORM ARE OBSOLETE

USAFETAC

GLOBAL CLIMATOLOGY BRANCH
USAFETAC
AIR WEATHER SERVICE/MAC

PSYCHROMETRIC SUMMARY

72615 STATION | FT WAINWRIGHT AAF AK STATION NAME | 77-79-83 YEARS | APR MONTH

 2100-2300 HOURS (L. S. T.)

Temp. (F)	WET BULB TEMPERATURE DEPRESSION (F) 0	1 - 2	3 - 4	5 - 6	7 - 8	9 - 10	11 - 12	13 - 14	15 - 16	17 - 18	19 - 20	21 - 22	23 - 24	25 - 26	27 - 28	29 - 30	≥ 31	TOTAL D.B./W.B.	TOTAL Dry Bulb	TOTAL Wet Bulb	TOTAL Dew Point
47/ 53					.8													1	1		
42/ 47					.8													1	1		
41/ 45				.8	.8	.8												3	3	1	
36/ 43			1.5	1.5	1.5													6	6		
32/ 41				1.5	4.5													8	8		
41/ 39			2.3		.8	.8												5	5	4	1
38/ 37		1.5	2.3	7.6	1.5													17	17	4	
36/ 35		1.5	3.0	2.3	3.0													13	13	11	2
34/ 33		.8	.8															2	2	15	2
32/ 31		2.3	3.3	2.3														17	17	14	5
30/ 29			3.8	.8	.8													7	7	7	5
29/ 27		.8	2.3	1.5														6	6	16	10
26/ 25		3.0	5.3	.8														12	12	9	10
24/ 23		.8	.8	.8														3	3	6	4
22/ 21		1.5	3.0	1.5														8	8	13	8
20/ 19		1.5	1.5	.8														5	5	5	14
18/ 17		3.0	.8															5	5	6	14
16/ 15		3.8	.8															6	6	8	5
14/ 13		.8																1	1	6	4
12/ 11		1.5																2	2	1	13
10/ 9		.8																1	1	2	8
8/ 7																				1	6
6/ 5																					1
4/ 3		1.5																2	2		2
2/ 1		.8																1	1	2	9
0/ -1																				1	3
-2/ -3																					2
-4/ -5																					1
-18/-19																					3
TOTAL		25.8	36.4	22.3	14.4	1.5													132		132
																		132		132	

Element (X)	$\Sigma_{X'}$	Σ_X	$\bar{X}$	σ_x	No. Obs.	Mean No. of Hours with Temperature ≤ 0 F	≤ 32 F	≤ 67 F	≤ 73 F	≥ 80 F	≥ 93 F	Total
Rel. Hum.	466460	7636	57.8	13.739	132							
Dry Bulb	132351	3977	30.1	9.780	132		51.8					90
Wet Bulb	98592	3426	26.0	8.592	132	.7	66.1					90
Dew Point	51509	2168	16.4	11.016	132	6.1	86.6					90

USAFETAC FORM AWS 0-26-5 (OL A) REVISED PREVIOUS EDITIONS OF THIS FORM ARE OBSOLETE

GLOBAL CLIMATOLOGY BRANCH
USAFETAC
AIR WEATHER SERVICE/MAC

PSYCHROMETRIC SUMMARY

702615 (STATION) FT WAINWRIGHT AAF AK (STATION NAME) 77-83 (YEARS) APR (MONTH)

PAGE 1 ALL (HOURS (L. S. T.))

Temp. (F)	WET BULB TEMPERATURE DEPRESSION (F) 0	1-2	3-4	5-6	7-8	9-10	11-12	13-14	15-16	17-18	19-20	21-22	23-24	25-26	27-28	29-30	≥31	TOTAL D.B./W.B.	TOTAL Dry Bulb	TOTAL Wet Bulb	TOTAL Dew Point
76/ 75												.0						1	1		
74/ 73											.1							3	3		
72/ 71											.1							2	2		
70/ 69										.1								2	2		
68/ 67								.0	.1									4	4		
66/ 65								.0	.2									6	6		
64/ 63									.1									3	3		
62/ 61							.0	.4	.1									17	17		
60/ 59						.1	.3	.4	.1	.0								31	31		
58/ 57						.1	.7	.4	.2									44	44		
56/ 55						.4	.9	.4	.2									60	60		
54/ 53				.0	.2	.8	1.0	.7										87	87	5	
52/ 51				.1	.5	1.2	1.1	.1										93	93	9	
50/ 49				.3	.9	2.3	1.2											151	151	10	
48/ 47		.0	.0	.3	2.2	1.6	.5											149	149	35	
46/ 45		.1	.2	1.4	2.4	1.1	.1											171	171	77	
44/ 43		.2	.9	2.1	1.5	.7	.0											170	170	105	3
42/ 41		.4	.8	2.4	1.7	.2												175	175	176	11
40/ 39		.6	1.9	1.5	1.2	.0												167	167	293	12
38/ 37	.2	1.1	1.4	2.7	.6													191	191	290	44
36/ 35	.1	1.3	2.4	1.9	.5													193	193	261	76
34/ 33	.1	1.3	2.1	1.7	.6													184	184	227	136
32/ 31	.1	2.2	3.4	2.7	.4													278	278	231	301
30/ 29	.1	.9	2.9	1.2	.2													170	170	207	236
28/ 27	.2	1.5	2.0	1.4	.1													166	167	212	280
26/ 25		1.6	2.0	.6														134	134	227	293
24/ 23		.5	1.3	.2														61	61	185	119
22/ 21		.8	1.4	.2														75	75	145	225
20/ 19	.1	1.7	1.5	.2														114	114	77	304
18/ 17	.1	.9	.7	.2														58	58	95	190
16/ 15	.0	1.2	.8															62	62	85	153
14/ 13		.6	.2															25	25	60	112
12/ 11	.2	.6	.3															32	32	33	128
10/ 9	.1	.5	.1															23	23	35	109

Element (X)	$\Sigma X'$	ΣX	$\bar{X}$	σ_x	No. Obs.	Mean No. of Hours with Temperature ≤ 0 F	≤ 32 F	≤ 67 F	≤ 73 F	≥ 80 F	≥ 93 F	Total
Rel. Hum.												
Dry Bulb												
Wet Bul												
Dew Poin												

FORM AS 64 0-26-5 (OL-A) REVISED PREVIOUS EDITIONS OF THIS FORM ARE OBSOLETE

USAFETAC

GLOBAL CLIMATOLOGY BRANCH
USAFETAC
AIR WEATHER SERVICE/MAC

PSYCHROMETRIC SUMMARY

7 2615 STATION | FT WAINWRIGHT AAF AK STATION NAME | 77-83 YEARS | APR MONTH

ALL HOURS (L. S. T.)

Temp. (F)	WET BULB TEMPERATURE DEPRESSION (F) 0	1 - 2	3 - 4	5 - 6	7 - 8	9 - 10	11 - 12	13 - 14	15 - 16	17 - 18	19 - 20	21 - 22	23 - 24	25 - 26	27 - 28	29 - 30	≥ 31	TOTAL D.B./W.B.	TOTAL Dry Bulb	TOTAL Wet Bulb	TOTAL Dew Point
8/ 7		.6	.1															20	20	29	92
6/ 5	.1	.1																5	5	18	56
4/ 3	.1	.4																17	17	14	57
2/ 1	.1	.3																11	12	12	46
0/ -1	.1	.1																6	6	9	31
-2/ -3		.1																3	3	3	26
-4/ -5	.1	.1																6	6	4	27
-6/ -7	.1	.0																3	3	5	17
-8/ -9	.1																	3	3	4	11
-10/-11	.0																	1	1	1	6
-12/-13	.0																	1	1	1	4
-14/-15	.1																	3	3	3	8
-16/-17	.1																	2	2	2	5
-18/-19	.1																	2	2	2	13
-20/-21																					6
-22/-23																					1
-24/-25																					4
-26/-27																					2
-28/-29																					1
TOTAL	2.0	19.4	26.3	21.3	13.0	8.5	5.8	2.5	1.0	.1	.2	.0						3187			3185
																		3185		3185	

Element (X)	$\Sigma x'$	Σx	$\bar{X}$	σ_x	No. Obs.	Mean No. of Hours with Temperature ≤ 0 F	≤ 32 F	≤ 67 F	≤ 73 F	≤ 80 F	≤ 93 F	Total
Rel. Hum.	10853409	178829	56.1	15.976	3185							
Dry Bulb	4552506	113336	35.6	12.801	3187	6.8	289.9	2.7	.9			720
Wet Bulb	3240564	96184	30.2	10.271	3185	7.7	383.3					720
Dew Point	1712119	64903	20.4	11.061	3185	36.6	656.3					720

USAFETAC FORM AM 64 0-26-5 (OL A) REVISED PREVIOUS EDITIONS OF THIS FORM ARE OBSOLETE

GLOBAL CLIMATOLOGY BRANCH
USAFETAC
AIR WEATHER SERVICE/MAC

PSYCHROMETRIC SUMMARY

725615 STATION | FT WAINWRIGHT AAF AK STATION NAME | 77-83 YEARS | 14 X MONTH

PAGE 1 | 0300-0500 HOURS (L.S.T.)

Temp. (F)	WET BULB TEMPERATURE DEPRESSION (F) 0	1-2	3-4	5-6	7-8	9-10	11-12	13-14	15-16	17-18	19-20	21-22	23-24	25-26	27-28	29-30	≥31	TOTAL D.B. W.B.	TOTAL Dry Bulb	TOTAL Wet Bulb	TOTAL Dew Point
68/ 65						.5												1	1		
62/ 61						.5												1	1		
60/ 59				.5														1	1		
58/ 57			.5	1.0														3	3		
56/ 55					.5	.5												1	1	1	
54/ 53							1.											2	2	3	
52/ 51		.5		1.0	1.5	.5												7	7		
50/ 49			1.5	.5	.5	1.0												7	7		2
48/ 47			2.5	1.5	2.1	.5												13	13	2	3
46/ 45	.5	1.1	1.5	5.1	2.0	.5												21	21	4	2
44/ 43		1.0	4.6	2.0	1.5	.5												19	19	1	4
42/ 41		3.1	4.6	5.1	1.0													27	27	12	7
40/ 39		3.0	3.1	1.5	.5													26	26	17	5
38/ 37		2.5	5.6	4.6	.5													26	27	28	14
36/ 35	.5	2.0	2.5	1.5														13	13	34	22
34/ 33		1.5	1.1	2.5														10	10	22	19
32/ 31		4.6	4.6															18	18	15	5
30/ 29																				14	13
28/ 27																				1	12
26/ 25																					14
24/ 23																					
22/ 21																					1
20/ 19																					1
18/ 17																					1
16/ 15																					1
14/ 13																					1
TOTAL	1.0	19.3	37.1	26.9	10.2	4.6	1.0											198			197
																		197		197	

Element (X)	ΣX^2	ΣX	$\bar{X}$	σ_x	No. Obs.	Mean No. of Hours with Temperature ≤ 0 F	≤ 32 F	≤ 67 F	≤ 73 F	≤ 80 F	≤ 93 F	Total
Rel. Hum.	928867	13291	67.5	12.810	197							
Dry Bulb	348868	8214	41.5	6.417	198		8.5					93
Wet Bulb	270250	7322	37.2	5.583	197		18.4					93
Dew Point	199193	6121	31.1	6.779	197		56.6					93

USAFETAC FORM AA 64 0-26-5 (OL A) REVISED PREVIOUS EDITIONS OF THIS FORM ARE OBSOLETE

GLOBAL CLIMATOLOGY BRANCH
USAFETAC
AIR WEATHER SERVICE/MAC

PSYCHROMETRIC SUMMARY

7 2615 — STATION
FT WAINWRIGHT AAF AK — STATION NAME
77-83 — YEARS
MAY — MONTH

0600-0800 HOURS (L. S. T.)

Temp. (F)	WET BULB TEMPERATURE DEPRESSION (F)																	TOTAL D.B./W.B.	TOTAL Dry Bulb	TOTAL Wet Bulb	TOTAL Dew Point
	0	1-2	3-4	5-6	7-8	9-10	11-12	13-14	15-16	17-18	19-20	21-22	23-24	25-26	27-28	29-30	≥ 31				
71/ 69								.5										3	3		
69/ 67							.2											1	1		
66/ 65					.2	.2	.2	.2	.3	.2								7	7		
64/ 63					.2	.5		.5										7	7		
62/ 61					.7	.2	.5	.3	.2									11	11		
60/ 59					.3	1.0	.3	.5	.2									14	14		
58/ 57			.2	.2	.7	.5	1.5	.2										19	19	1	
56/ 55			.3	.2	1.3	1.3	1.3	.3	.2									30	30	7	
54/ 53		.2		1.0	2.2	2.9	1.2	.7										48	48	11	
52/ 51			.5	1.9	3.4	1.9	1.0											51	51	6	3
50/ 49		.3	1.2	2.5	4.4	2.0	1.0											68	68	20	5
48/ 47		.8	1.2	3.5	4.0	.8	.2											63	63	41	5
46/ 45		1.2	1.5	6.1	2.9	.7	.2											74	75	60	17
44/ 43		.7	2.7	3.7	1.0	.8												53	53	76	14
42/ 41		1.0	2.9	2.9	1.2	.5												50	50	83	29
40/ 39		.5	1.9	1.0	1.3													28	28	96	39
38/ 37		1.3	1.3	1.3	.5													27	27	71	35
36/ 35	.2	1.0	.3	1.0														15	15	46	60
34/ 33		1.3	.8	.2														14	14	28	66
32/ 31	.2	.5	1.0	.2														11	11	28	134
30/ 29																				16	42
28/ 27																				4	47
26/ 25																					21
24/ 23																					16
22/ 21																					19
20/ 19																					29
18/ 17																					9
16/ 15																					3
14/ 13																					2
TOTAL	.3	8.9	15.8	25.6	24.2	13.3	7.6	3.2	.8	.2									595		594
																		594		594	

Element (X)	$\Sigma X'$	ΣX	$\bar{X}$	σ_x	No. Obs.	Mean No. of Hours with Temperature						
						≤ 0 F	≤ 32 F	≤ 67 F	≤ 73 F	≤ 80 F	≤ 93 F	Total
Rel. Hum.	2122730	34320	57.8	15.354	594							
Dry Bulb	1373585	28255	47.5	7.320	595		1.7	.6				93
Wet Bulb	1009912	24268	40.9	5.576	594		7.5					93
Dew Point	652170	19250	32.4	6.912	594		50.3					93

USAFETAC FORM 0-26-5 (OL A) REVISED PREVIOUS EDITIONS OF THIS FORM ARE OBSOLETE

GLOBAL CLIMATOLOGY BRANCH
USAFETAC
AIR WEATHER SERVICE/MAC

PSYCHROMETRIC SUMMARY

7?2615 STATION — FT WAINWRIGHT AAF AK STATION NAME — 77-83 YEARS — MAY MONTH

 0900-1100 HOURS (L. S. T.)

Temp. (F)	WET BULB TEMPERATURE DEPRESSION (F)																			TOTAL D.B./W.B.	TOTAL Dry Bulb	TOTAL Wet Bulb	TOTAL Dew Point
	0	1 - 2	3 - 4	5 - 6	7 - 8	9 - 10	11 - 12	13 - 14	15 - 16	17 - 18	19 - 20	21 - 22	23 - 24	25 - 26	27 - 28	29 - 30	≥ 31						
7?/ 77										.2								1	1				
76/ 75									.2		.2							2	2				
74/ 73								.2	.2	.3								4	4				
72/ 71									.3									2	2				
70/ 69							.2	.5		.5								7	7				
68/ 67							.8	.5	.8	1.2	.2							21	21				
66/ 65					.3	.3	2.2	1.0	2.2	.7								40	40				
64/ 63				.2	.3	.3	.3	1.9	1.8	.7								33	33				
62/ 61				.2	.2	.7	1.3	2.9	1.7	.3								43	43	1			
60/ 59				.2	.3	1.0	2.9	2.0	1.3	.2								47	47	5			
58/ 57			.3	.2	.8	3.7	4.7	2.3	.7									76	76	4			
56/ 55			.3	.3	1.2	3.0	4.5	1.2	.2									64	64	21			
54/ 53			.3	1.7	2.7	3.5	1.5	.8										63	63	24	3		
52/ 51		.7	1.5	.8	2.3	3.4	1.5											61	61	26	2		
50/ 49			.3	1.8	.8	1.5	1.2	.2										35	35	66	8		
48/ 47			.5	1.2	1.3	1.3	.3											28	29	107	15		
46/ 45			.2	1.2	.5	1.3	.5	.2										23	23	101	24		
44/ 43		.3	.7	.3	.5	.3	.3											15	15	85	22		
42/ 41		.3	.3	.5	.3	.2												10	10	57	20		
40/ 39		.3	.2		.5													6	6	34	52		
38/ 37		.3	.5	.5														8	8	21	40		
36/ 35		.3	.2	.2														4	4	19	68		
34/ 33		.3																2	2	16	80		
32/ 31		.2																1	1	8	80		
30/ 29																				1	45		
28/ 27																					36		
26/ 25																					31		
24/ 23																					10		
22/ 21																					28		
20/ 19																					17		
18/ 17																					8		
16/ 15																					2		
14/ 13																					2		
12/ 9																					1		

Element (X)	$\Sigma x'$	Σx	$\bar{X}$	σ_x	No. Obs.	Mean No. of Hours with Temperature						
						≤ 0 F	≤ 32 F	≥ 67 F	≥ 73 F	≥ 80 F	≥ 93 F	Total
Rel. Hum.												
Dry Bulb												
Wet Bulb												
Dew Point												

FORM AM 64 0-26-5 (OL A) REVISED PREVIOUS EDITIONS OF THIS FORM ARE OBSOLETE

USAFETAC

GLOBAL CLIMATOLOGY BRANCH
USAFETAC
AIR WEATHER SERVICE/MAC

PSYCHROMETRIC SUMMARY

STATION	STATION NAME	YEARS	MONTH
7[illegible]2615	FT WAINWRIGHT AAF AK	77-83	MAY

PAGE 2 — HOURS (L. S. T.): 0900-1100

Temp. (F)	WET BULB TEMPERATURE DEPRESSION (F) 0	1-2	3-4	5-6	7-8	9-10	11-12	13-14	15-16	17-18	19-20	21-22	23-24	25-26	27-28	29-30	≥31	TOTAL D.B./W.B.	TOTAL Dry Bulb	TOTAL Wet Bulb	TOTAL Dew Point
≤/ 7																					2
TOTAL		2.9	5.4	9.2	12.2	20.6	22.3	13.6	9.4	4.0	.3								597		596
																		596		596	

Element (X)	ΣX^2	ΣX	$\bar{X}$	σ_x	No. Obs.	Mean No. of Hours with Temperature ≤0 F	≤32 F	≥67 F	≥73 F	≥80 F	≥93 F	Total
Rel. Hum.	1355950	26994	45.3	14.970	596							
Dry Bulb	1874910	33150	55.5	7.572	597		.2	5.8	1.1			93
Wet Bulb	1241607	27011	45.3	5.416	596		1.4					93
Dew Point	698752	19900	33.4	7.593	596		40.9					93

USAFETAC FORM 0-26-5 (OL A) REVISED PREVIOUS EDITIONS OF THIS FORM ARE OBSOLETE

GLOBAL CLIMATOLOGY BRANCH
USAFETAC
AIR WEATHER SERVICE/MAC

PSYCHROMETRIC SUMMARY

702615 STATION | FT WAINWRIGHT AAF AK STATION NAME | 77-83 YEARS | MAY MONTH

PAGE 1 | 1200-1800 HOURS (L. S. T.)

Temp. (F)	WET BULB TEMPERATURE DEPRESSION (F)																		TOTAL D.B./W.B.	TOTAL Dry Bulb	TOTAL Wet Bulb	TOTAL Dew Point
	0	1 - 2	3 - 4	5 - 6	7 - 8	9 - 10	11 - 12	13 - 14	15 - 16	17 - 18	19 - 20	21 - 22	23 - 24	25 - 26	27 - 28	29 - 30	≥ 31					
-2/ 81											.2								1	1		
80/ 79											.3	.2							3	3		
78/ 77											.2								1	1		
76/ 75											.5	.2							4	4		
74/ 73									.3	.5	1.0								11	11		
72/ 71								.2	.3	.2	.7	.3							10	10		
70/ 69								.7	1.3	2.4	.8								31	31		
68/ 67							1.2	.7	2.0	2.9	1.0								46	46		
66/ 65					.2		.8	.8	2.9	3.2	.3								49	49		
64/ 63				.2		.7	.8	2.0	3.5	2.9									60	60		
62/ 61			.2	.2		.8	1.2	3.7	1.3	.5									47	47	1	
60/ 59			.3	.3	.2	1.2	3.0	4.0	1.9	.2									66	66	2	
58/ 57		.2			.6	3.9	5.2	3.5	.3										83	83	8	
56/ 55			.2	.7	1.0	3.0	2.5	.5											47	47	25	1
54/ 53				.7	.5	1.0	2.0	1.2	.3										34	34	33	4
52/ 51		.3		.2	.8	1.0	2.0	.2	.2										28	28	57	2
50/ 49		.3		.8	.8	.3	.5	.2											18	18	85	3
48/ 47			.3	.3	.7	1.5													17	17	125	4
46/ 45		.3		.8	.7	.2													12	12	106	22
44/ 43		.3		.3	.8	.2	.5												12	12	52	16
42/ 41		.2	.5	.5															7	7	33	21
40/ 39				.2															1	1	28	44
38/ 37		.2	.2																2	2	24	43
36/ 35		.2	.3																3	3	7	65
34/ 33																					4	69
32/ 31																					3	95
30/ 29																						63
28/ 27																						46
26/ 25																						38
24/ 23																						8
22/ 21																						29
20/ 19																						11
18/ 17																						2
16/ 15																						1

Element (X)	$\Sigma_{X'}$	Σ_X	$\bar{X}$	σ_x	No. Obs.	Mean No. of Hours with Temperature						
						≤ 0 F	≤ 32 F	≤ 67 F	≥ 73 F	≥ 90 F	≥ 93 F	Total
Rel. Hum.												
Dry Bulb												
Wet Bulb												
Dew Point												

USAFETAC FORM 0-26-5 (OL A) REVISED PREVIOUS EDITIONS OF THIS FORM ARE OBSOLETE

GLOBAL CLIMATOLOGY BRANCH
USAFETAC
AIR WEATHER SERVICE/MAC

PSYCHROMETRIC SUMMARY

7[illegible]2615 — STATION
FT WAINWRIGHT AAF AK — STATION NAME
77-83 — YEARS
MAY — MONTH

PAGE [illegible] 1200-1400 — HOURS (L. S. T.)

Temp. (F)	WET BULB TEMPERATURE DEPRESSION (F)																	TOTAL D.B./W.B.	TOTAL		
	0	1 - 2	3 - 4	5 - 6	7 - 8	9 - 10	11 - 12	13 - 14	15 - 16	17 - 18	19 - 20	21 - 22	23 - 24	25 - 26	27 - 28	29 - 30	≥ 31		Dry Bulb	Wet Bulb	Dew Point
14/ 13																					3
12/ 9																					1
8/ 7																					2
TOTAL		2.0	2.0	5.2	6.6	13.8	19.7	17.7	14.5	12.6	5.1	.7							593		593
																		593		593	

Element (X)	$\Sigma_{X'}$	Σ_X	$\bar{X}$	σ_x	No. Obs.	Mean No. of Hours with Temperature						
						≤ 0 F	≤ 32 F	≤ 67 F	≤ 73 F	≤ 80 F	≤ 93 F	Total
Rel. Hum.	1002505	22953	38.7	13.881	593							
Dry Bulb	2127269	35227	59.4	7.647	593			16.8	3.1	.5		93
Wet Bulb	1320258	27826	46.9	4.957	593		.5					93
Dew Point	666748	19448	32.8	6.990	593		46.9					93

USAFETAC FORM 0-26-5 (OL A) REVISED PREVIOUS EDITIONS OF THIS FORM ARE OBSOLETE

GLOBAL CLIMATOLOGY BRANCH
USAFETAC
AIR WEATHER SERVICE/MAC

PSYCHROMETRIC SUMMARY

7 2615 (STATION) FT WAINWRIGHT AAF AK (STATION NAME) 77-83 (YEARS) MAY (MONTH)

 1500-1700 HOURS (L. S. T.)

Temp. (F)	WET BULB TEMPERATURE DEPRESSION (F)																	TOTAL D.B./W.B.	TOTAL		
	0	1 - 2	3 - 4	5 - 6	7 - 8	9 - 10	11 - 12	13 - 14	15 - 16	17 - 18	19 - 20	21 - 22	23 - 24	25 - 26	27 - 28	29 - 30	≥ 31		Dry Bulb	Wet Bulb	Dew Point
82/ 81												.2						1	1		
80/ 79												.2						1	1		
78/ 77										.2	.7	.2						6	6		
76/ 75										.5	.2	.2						5	5		
74/ 73									.7	.2	.7	.2						10	10		
72/ 71								.2	.3	.8	1.9							19	19		
70/ 69								.3	1.2	1.2	2.0	.3						30	30		
68/ 67								.2	1.0	3.0	1.2	.2						33	33		
66/ 65					.2		.7	.7	2.0	2.7	1.4							50	50		
64/ 63				.2	.2	.7	.8	2.5	3.6	1.9								55	55		
62/ 61			.2	.2	.8	.7	1.5	2.9	2.5	.3								54	54	1	
60/ 59			.2		.5	2.2	2.7	2.7	1.9									57	57	2	
58/ 57			.2	.5	.2	3.0	4.7	2.4	.8									70	70	18	
56/ 55		.8	.2		1.7	4.2	3.6	.3	.2									65	65	12	
54/ 53			.2	.5	1.7	1.7	1.7	1.5	.2									44	44	39	5
52/ 51				.3	1.0	1.2	1.9	.2										27	27	50	4
50/ 49			.2		1.4	.2	1.7	.3										18	18	90	7
48/ 47				.7	.5	.3	.3											11	11	120	5
46/ 45			.5	.8	.5	.2												12	12	111	14
44/ 43			.5	.2	.3	.2	.2											9	9	49	16
42/ 41			.5	.2	.2													5	5	38	18
40/ 39		.2	.3	.3	.5													8	8	29	42
38/ 37			.2															1	1	13	44
36/ 35																				12	56
34/ 33																				7	76
32/ 31																					114
30/ 29																					41
28/ 27																					54
26/ 25																					34
24/ 23																					13
22/ 21																					22
20/ 19																					16
18/ 17																					1
16/ 15																					5

Element (X)	ΣX^2	ΣX	$\bar{X}$	σ_x	No. Obs.	Mean No. of Hours with Temperature						
						≤ 0 F	≤ 32 F	≥ 67 F	≥ 73 F	≥ 80 F	≥ 93 F	Total
Rel. Hum.												
Dry Bulb												
Wet Bulb												
Dew Point												

USAFETAC FORM 0-26-5 (OL A) REVISED PREVIOUS EDITIONS OF THIS FORM ARE OBSOLETE

GLOBAL CLIMATOLOGY BRANCH
USAFETAC
AIR WEATHER SERVICE/MAC

PSYCHROMETRIC SUMMARY

7 26 15 — STATION
FT WAINWRIGHT AAF AK — STATION NAME
77-83 — YEARS
MAY — MONTH

PAGE 2 — 1500-1700 HOURS (L. S. T.)

Temp. (F)	WET BULB TEMPERATURE DEPRESSION (F)																		TOTAL D.B./W.B.	TOTAL		
	0	1 - 2	3 - 4	5 - 6	7 - 8	9 - 10	11 - 12	13 - 14	15 - 16	17 - 18	19 - 20	21 - 22	23 - 24	25 - 26	27 - 28	29 - 30	≥ 31			Dry Bulb	Wet Bulb	Dew Point
14/ 13																						4
TOTAL		1.0	3.0	3.9	9.6	14.6	19.3	14.2	14.7	10.3	8.0	1.4								591		591
																			591		591	

Element (X)	$\Sigma x'$	Σx	$\bar{X}$	σ_x	No. Obs.	Mean No. of Hours with Temperature						
						≤ 0 F	≤ 32 F	≥ 67 F	≥ 73 F	≥ 80 F	≥ 93 F	Total
Rel. Hum.	997638	22836	38.6	13.977	591							
Dry Bulb	2126634	35160	59.5	7.689	591			16.5	3.6	.2		93
Wet Bulb	1317403	27751	47.0	4.928	591							93
Dew Point	662950	19354	32.7	7.029	591		47.8					93

FORM AA 64 0-26-5 (OL A) REVISED PREVIOUS EDITIONS OF THIS FORM ARE OBSOLETE
USAFETAC

GLOBAL CLIMATOLOGY BRANCH
USAFETAC
ATR WEATHER SERVICE/MAC

PSYCHROMETRIC SUMMARY

702615 STATION | FT WAINWRIGHT AAF AK STATION NAME | 77-83 YEARS | MAY MONTH

PAGE 1 | 18.0-2000 HOURS (L. S. T.)

Temp. (F)	WET BULB TEMPERATURE DEPRESSION (F) 0	1-2	3-4	5-6	7-8	9-10	11-12	13-14	15-16	17-18	19-20	21-22	23-24	25-26	27-28	29-30	≥31	TOTAL D.B./W.B.	TOTAL Dry Bulb	TOTAL Wet Bulb	TOTAL Dew Point
78/ 77											.2							2	2		
76/ 75										.7		.2						5	5		
74/ 73									.5	.8	.2							9	9		
72/ 71									.8		.3							7	7		
70/ 69								.2	.3	1.0	.2							10	10		
68/ 67							.2	.3	.5	1.5	.3	.2						18	18		
66/ 65							.2	.3	2.2	2.7	.5							35	35		
64/ 63						.3	1.0	2.0	2.5	.8	.2							41	41		
62/ 61					.2	.2	1.9	2.2	2.2	.3								41	41		
60/ 59			.2		.3	2.2	1.4	3.0	1.0									48	48		
58/ 57			.2		.8	3.0	3.5	3.9	.8									71	71	11	
56/ 55		.5	.3	.5	.8	3.5	3.0	2.4										66	66	15	
54/ 53		.8	.5	.3	1.7	3.4	1.5	.5										52	52	16	
52/ 51		.5	.3	.5	2.9	3.0	1.7	.5										56	56	36	10
50/ 49		.2	.3	1.4	2.7	1.4	1.2											42	42	72	4
48/ 47			.3	.5	2.0	1.2	1.0											30	30	90	6
46/ 45		.2	.3	.3	.5	1.2												15	15	114	14
44/ 43			.8	.7	.5	.7	.3											18	18	79	16
42/ 41			.7	.3	.8													11	11	60	23
40/ 39		.3		.2	.3													5	5	36	36
38/ 37		.2	.3	.2	.2													5	5	25	40
36/ 35	.3		.5															5	5	19	68
34/ 33																				15	58
32/ 31																				4	109
30/ 29																					65
28/ 27																					30
26/ 25																					30
24/ 23																					21
22/ 21																					27
20/ 19																					19
18/ 17																					7
16/ 15																					6
14/ 13																					1
12/ 11																					2

Element (X)	$\Sigma x'$	Σx	$\bar{x}$	σ_x	No. Obs.	Mean No. of Hours with Temperature ≤ 0 F	≤ 32 F	≤ 67 F	≤ 73 F	≥ 80 F	≥ 93 F	Total
Rel. Hum.												
Dry Bulb												
Wet Bulb												
Dew Point												

USAFETAC FORM AS 64 0-26-5 (OL A) REVISED PREVIOUS EDITIONS OF THIS FORM ARE OBSOLETE

GLOBAL CLIMATOLOGY BRANCH
USAFETAC
AIR WEATHER SERVICE/MAC

PSYCHROMETRIC SUMMARY

7 2515 (STATION) FT WAINWRIGHT AAF AK (STATION NAME) 77-83 (YEARS) MAY (MONTH)

PAGE 7 1800-2000 (HOURS (L. S. T.))

Temp. (F)	WET BULB TEMPERATURE DEPRESSION (F)																TOTAL D.B./W.B.	TOTAL		
	0	1 - 2	3 - 4	5 - 6	7 - 8	9 - 10	11 - 12	13 - 14	15 - 16	17 - 18	19 - 20	21 - 22	23 - 24	25 - 26	27 - 28	29 - 30	≥ 31		Dry Bulb	Wet Bulb	Dew Point
TOTAL	.3	2.7	4.9	4.9	13.9	20.1	16.9	15.0	11.0	7.9	2.0	.3						592	592	592

Element (X)	ΣX^2	ΣX	$\bar{X}$	σ_x	No. Obs.	Mean No. of Hours with Temperature						
						≤ 0 F	≤ 32 F	≤ 67 F	≤ 73 F	≤ 80 F	≤ 93 F	Total
Rel. Hum.	1227815	25355	42.8	15.49%	592							
Dry Bulb	1908293	33293	56.2	7.860	592			8.0	2.5			93
Wet Bulb	1230084	26810	45.3	5.193	592		.6					93
Dew Point	652355	19179	32.4	7.248	592		49.8					93

USAFETAC FORM 0-26-5 (OL A) REVISED PREVIOUS EDITIONS OF THIS FORM ARE OBSOLETE

GLOBAL CLIMATOLOGY BRANCH
USAFETAC
AIR WEATHER SERVICE/MAC

PSYCHROMETRIC SUMMARY

702615 STATION | FT WAINWRIGHT AAF AK STATION NAME | 77-83 YEARS | MAY MONTH

PAGE 1 | ALL HOURS (L. S. T.)

Temp. (F)	WET BULB TEMPERATURE DEPRESSION (F)																		TOTAL D.B./W.B.	TOTAL Dry Bulb	TOTAL Wet Bulb	TOTAL Dew Point
	0	1 - 2	3 - 4	5 - 6	7 - 8	9 - 10	11 - 12	13 - 14	15 - 16	17 - 18	19 - 20	21 - 22	23 - 24	25 - 26	27 - 28	29 - 30	≥ 31					
82/ 81											.0	.0						2	2			
80/ 79											.1	.1						4	4			
78/ 77										.1	.2	.0						10	10			
76/ 75									.0	.2	.2	.1						16	16			
74/ 73								.0	.3	.3	.3	.0						34	34			
72/ 71								.1	.3	.2	.5	.1						38	38			
70/ 69							.0	.4	.5	.9	.6	.1						81	81			
68/ 67							.4	.3	.8	1.6	.5	.1						119	119			
66/ 65					.2	.1	.3	.6	2.0	1.8	.4							182	182			
64/ 63				.1	.1	.5	.6	1.7	2.1	1.1	.0							196	196			
62/ 61			.1	.1	.3	.5	1.2	2.2	1.5	.3								197	197	3		
60/ 59			.1	.1	.3	1.4	1.9	2.3	1.1	.1								233	233	9		
58/ 57		.0	.2	.2	.6	2.7	3.7	2.2	.5									322	322	42		
56/ 55		.3	.3	.3	1.2	2.9	2.8	.9	.1									274	274	91	1	
54/ 53		.2	.2	.4	1.6	2.3	1.5	.9	.1									243	243	126	12	
52/ 51		.3	.4	.2	2.1	2.0	1.5	.2	.0									230	230	178	21	
50/ 49		.2	.5	1.3	1.9	1.1	.9	.1										187	198	333	29	
48/ 47		.2	.6	1.3	1.7	1.0	.3											162	163	485	38	
46/ 45	.0	.4	.6	2.1	1.1	.7	.1	.1										157	158	501	94	
44/ 43		.3	1.2	1.1	.7	.4	.3											126	126	356	86	
42/ 41		.5	1.2	1.1	.5	.1												110	110	293	118	
40/ 39		.4	.9	.4	.5													74	74	252	218	
38/ 37		.5	.8	.7	.2													69	70	182	216	
36/ 35	.1	.4	.4	.3														40	40	137	339	
34/ 33		.4	.2	.2														26	26	92	368	
32/ 31	.0	.4	.5	.0														30	30	58	561	
30/ 29																				21	289	
28/ 27																				14	225	
26/ 25																					169	
24/ 23																					73	
22/ 21																					134	
20/ 19																					105	
18/ 17																					28	
16/ 15																					18	

Element (X)	$\Sigma_{X'}$	Σ_X	$\bar{X}$	σ_x	No. Obs.	Mean No. of Hours with Temperature						
						≤ 0 F	≤ 32 F	≤ 67 F	≤ 73 F	≥ 80 F	≥ 93 F	Total
Rel. Hum.												
Dry Bulb												
Wet Bulb												
Dew Point												

USAFETAC FORM 0-26-5 (OL A) REVISED PREVIOUS EDITIONS OF THIS FORM ARE OBSOLETE

GLOBAL CLIMATOLOGY BRANCH
USAFETAC
AIR WEATHER SERVICE/MAC

PSYCHROMETRIC SUMMARY

7: 26 15 (STATION) FT WAINWRIGHT AAF AK (STATION NAME) 77-83 (YEARS) MAY (MONTH)

PAGE 2 ALL (HOURS (L. S. T.))

Temp. (F)	WET BULB TEMPERATURE DEPRESSION (F) 0	1-2	3-4	5-6	7-8	9-10	11-12	13-14	15-16	17-18	19-20	21-22	23-24	25-26	27-28	29-30	≥31	TOTAL D.B./W.B.	TOTAL Dry Bulb	TOTAL Wet Bulb	TOTAL Dew Point
14/ 12																					13
1./ 11																					2
10/ 9																					2
./ 7.																					4
TOTAL	.2	4.5	8.2	11.8	13.1	15.7	16.2	12.0	9.5	6.6	2.9	.4						3163	3166	3163	3163

Element (X)	$\Sigma X'$	ΣX	$\bar{X}$	σ_x	No. Obs.	Mean No. of Hours with Temperature ≤ 0 F	≤ 32 F	≤ 67 F	≤ 73 F	≤ 80 F	≤ 93 F	Total
Rel. Hum.	7635505	185749	46.1	17.253	3163							
Dry Bulb	9759559	173299	54.7	9.298	3166		7.0	71.4	15.5	.9		744
Wet Bulb	6397514	140988	44.6	5.981	3163		24.2					744
Dew Point	3532164	103252	32.6	7.150	3163		381.8					744

USAFETAC FORM AWS AM 0-26-5 (OL A) REVISED PREVIOUS EDITIONS OF THIS FORM ARE OBSOLETE

GLOBAL CLIMATOLOGY BRANCH
USAFETAC
ATR WEATHER SERVICE/MAC

PSYCHROMETRIC SUMMARY

7 2515 STATION — FT WAINWRIGHT AAF AK STATION NAME — 77-82 YEARS — JUN MONTH

PAGE 1 — 0300-0500 HOURS (L. S. T.)

Temp. (F)	WET BULB TEMPERATURE DEPRESSION (F)																TOTAL	TOTAL		
	0	1 - 2	3 - 4	5 - 6	7 - 8	9 - 10	11 - 12	13 - 14	15 - 16	17 - 18	19 - 20	21 - 22	23 - 24	25 - 26	27 - 28	29 - 30	≥ 31	D.B./W.B.	Dry Bulb	Wet Bulb	Dew Point
68/ 67								.6										1	1		
64/ 63					.6													1	1		
62/ 61				.6		1.2												3	3		
60/ 59				.6	.6	.6												3	3		
58/ 57			.6	1.8	1.8	1.2	.6											10	10	1	
56/ 55	.6	4.8	3.6	1.8	.6	.6												20	20	4	1
54/ 53		2.4	5.4	2.4	.6	.6												19	19	11	7
52/ 51		4.8	8.4	2.4		.6												27	28	23	5
50/ 49		6.6	5.4	3.0	.6													26	26	22	11
48/ 47		7.8	5.4	1.2														24	24	36	28
46/ 45		6.6	4.2	.6														19	19	26	26
44/ 43		3.0	1.8															8	8	22	26
42/ 41		.6	1.2		.6													4	4	14	19
40/ 39		1.2																2	2	4	22
38/ 37																				3	7
36/ 35																					8
34/ 33																				1	3
32/ 31																					3
22/ 21																					1
TOTAL	.6	53	73	59	19	4	5	4	4	.8	.6		.6					167	168		167

Element (X)	$\Sigma x'$	Σx	$\bar{X}$	σ_x	No. Obs.	Mean No. of Hours with Temperature						
						≤ 0 F	≤ 32 F	≥ 67 F	≥ 73 F	≥ 80 F	≥ 93 F	Total
Rel. Hum.	1037866	12982	77.7	13.155	167							
Dry Bulb	436160	8522	50.7	4.815	168			.5				90
Wet Bulb	374398	7878	47.2	4.080	167							90
Dew Point	322521	7287	43.6	5.238	167		2.2					90

USAFETAC FORM AM 64 0-26-5 (OL A) REVISED PREVIOUS EDITIONS OF THIS FORM ARE OBSOLETE

GLOBAL CLIMATOLOGY BRANCH
USAFETAC
AIR WEATHER SERVICE/MAC

PSYCHROMETRIC SUMMARY

7 2615 — STATION
FT WAINWRIGHT AAF AK — STATION NAME
77-82 — YEARS
JUN — MONTH
PAGE 1
0600-0800 — HOURS (L. S. T.)

Temp. (F)	WET BULB TEMPERATURE DEPRESSION (F) 0	1-2	3-4	5-6	7-8	9-10	11-12	13-14	15-16	17-18	19-20	21-22	23-24	25-26	27-28	29-30	≥31	TOTAL D.B./W.B.	TOTAL Dry Bulb	TOTAL Wet Bulb	TOTAL Dew Point
76/ 75									.2									1	1		
72/ 71							.2	.2	.4									4	4		
70/ 69					.2			.4		.2								4	4		
68/ 67					.2	.2	.4		.4	.2								7	7		
66/ 65					.4	1.2	1.2	.6										17	17		
64/ 63				.6	1.0	2.6	1.2	.4										29	29		
62/ 61			.2	1.0	1.8	1.6	.8	1.0										32	32	2	
60/ 59		.6	1.0	2.6	1.8	1.6	.8											42	42	3	
58/ 57	.4	.8	2.4	3.6	1.4	1.2	.8											53	54	15	3
56/ 55	.2	2.4	4.4	2.8	3.4	1.0	.6											74	74	44	9
54/ 53		3.0	4.4	3.8	1.2	.4												64	66	67	21
52/ 51		2.4	4.4	2.0	1.8	.2												54	55	81	27
50/ 49		6.8	3.2	1.4	.2													58	59	92	54
48/ 47	.2	3.0	2.6	1.2		.2												36	36	96	83
46/ 45		1.4	1.2	.4														15	15	65	75
44/ 43		.4	.2			.2												4	4	76	58
42/ 41		.6			.2													4	4	10	54
40/ 39		.6																3	3	4	48
38/ 37																				4	26
36/ 35																				1	21
34/ 33																				1	14
32/ 31																					9
22/ 21																					1
20/ 19																					2
TOTAL	.8	22.0	24.0	19.4	13.6	10.4	6.0	2.6	1.0	.4								501	506	501	501

Element (X)	$\Sigma x'$	Σx	$\bar{x}$	σ_x	No. Obs.	Mean No. of Hours with Temperature ≤ 0 F	≤ 32 F	≥ 67 F	≥ 73 F	≥ 80 F	≥ 93 F	Total
Rel. Hum.	2545239	34757	69.4	16.368	501							
Dry Bulb	1555196	27892	55.1	5.922	506			2.8	.2			90
Wet Bulb	1244258	24878	49.7	4.219	501							90
Dew Point	1006920	22284	44.5	5.612	501		2.2					90

FORM AS 64 0-26-5 (OL A) REVISED PREVIOUS EDITIONS OF THIS FORM ARE OBSOLETE
USAFETAC

GLOBAL CLIMATOLOGY BRANCH
USAFETAC
AIR WEATHER SERVICE/MAC

PSYCHROMETRIC SUMMARY

726615 STATION | FT WAINWRIGHT AAF AK STATION NAME | 77-82 YEARS | JUL MONTH

PAGE 1 | 0900-1100 HOURS L.S.T.

Temp. (F)	WET BULB TEMPERATURE DEPRESSION (F) 0	1-2	3-4	5-6	7-8	9-10	11-12	13-14	15-16	17-18	19-20	21-22	23-24	25-26	27-28	29-30	≥31	TOTAL D.B.-W.B.	Dry Bulb	Wet Bulb	Dew Point
[illegible] / 81										.4	.2							3	3		
[illegible] / 79										.4	.2							3	3	.	
7[illegible] / 77								.2		.4		.2						4	4		
76 / 75							.2	.2	.4	.8	.6							11	11	.	
74 / 73							.4		1.2	.8								1.	1[illegible]		
7[illegible] / 71					.2	.6	.8	.2	2.0	.4								[illegible]	[illegible]	.	
7[illegible] / 69					.2	.2	1.6	3.[illegible]	1.8	.8								38	38		
6[illegible] / 67			.2		.2	2.4	3.2	.8	2.0	.6								47	47	.	
[illegible]6 / 65				.6	1.2	2.2	1.8	1.4	1.6	.2								45	45		
64 / 63			.6	1.4	1.[illegible]	1.6	2.4	1.6	.4									45	45	1[illegible]	
[illegible] / 61		.2	.4	2.[illegible]	2.0	2.0	2.6	1.[illegible]										[illegible]1	[illegible]	[illegible]	1
[illegible] / 59		1.[illegible]	1.6	2.6	.8	1.6	1.4											45	47	2[illegible]	
[illegible] / 57		1.8	1.6	2.2	1.4	2.[illegible]	.2											46	47	[illegible]	1
5[illegible] / 55		1.2	1.2	2.[illegible]	2.4	.6												37	38	9[illegible]	[illegible]
[illegible]4 / 53		1.8	1.4	1.6	.4	.8												[illegible]1	30	[illegible]9	[illegible]4
[illegible]2 / 51		1.4	.8	1.6		.2	.2											21	21	[illegible]4	[illegible]7
5[illegible] / 49		1.8	1.6	.6	.2	.2												22	22	[illegible]4	[illegible]5
4[illegible] / 47	.2	1.8	.8	.2		.2												16	16	[illegible]5	[illegible]8
4[illegible] / 45			.2	.2														2	2	[illegible]1	[illegible]
[illegible]4 / 43		.2																1	1	[illegible]	[illegible]1
4[illegible] / 41		.2																1	1	[illegible]	[illegible]
4[illegible] / 39		.2																1	1	3	[illegible]6
[illegible] / 37																				[illegible]	5
[illegible] / 35																				.	[illegible]
34 / 33																					1.
[illegible]2 / 31																					
[illegible] / 29																					
[illegible]2 / 27																					
[illegible]2 / 21																					1
TOTAL	.2	11.6	10.4	15.0	10.3	14.6	14.6	8.4	9.4	4.8	1.0	.2						[illegible]7		[illegible]7	1
																		501		501	

Element (X)	$\Sigma X'$	ΣX	$\bar{X}$	σ_x	No. Obs.	Mean No. of Hours with Temperature ≤ 0 F	≤ 32 F	≤ 67 F	≤ 73 F	≤ 80 F	≤ 93 F	Total
Rel. Hum.	1326671	28747	57.3	18.825	501							
Dry Bulb	1945615	31177	61.5	7.496	507			24.5	5.2	.7		
Wet Bulb	1421987	26399	52.7	9.659	501							
Dew Point	1028793	22471	44.9	6.468	501		2.3					

USAFETAC FORM 0-26-5 (OL-A) REVISED PREVIOUS EDITIONS OF THIS FORM ARE OBSOLETE

GLOBAL CLIMATOLOGY BRANCH
USAFETAC
AIR WEATHER SERVICE/MAC

PSYCHROMETRIC SUMMARY

7 26 15 (STATION) | FT WAINWRIGHT AAF AK (STATION NAME) | 77-82 (YEARS) | JUN (MONTH)

 1200-1400 (HOURS (L. S. T.))

Temp. (F)	WET BULB TEMPERATURE DEPRESSION (F)																	TOTAL D.B./W.B.	TOTAL		
	0	1 - 2	3 - 4	5 - 6	7 - 8	9 - 10	11 - 12	13 - 14	15 - 16	17 - 18	19 - 20	21 - 22	23 - 24	25 - 26	27 - 28	29 - 30	≥ 31		Dry Bulb	Wet Bulb	Dew Point
98/ 97														.6				3	3		
96/ 95													.4	.2				3	3		
92/ 91													.4					2	2		
90/ 89									.2		1.0	.2	.4					9	9		
88/ 87							.2	.2		1.4	1.4	.6						19	19		
86/ 85						.6	.2	.6	1.6	1.4	1.6	.4						33	33		
84/ 83						.2	.4	.6	1.8	1.4	.8							26	26		
82/ 81						.4	1.8	1.2	2.0	1.6	.8	.4						4	41		
80/ 79						1.2	1.4	1.4	2.8	.2	.8							39	39		
78/ 77					.4	1.4	1.6	3.6	3.8	1.2								60	60		
76/ 75				1.0	2.0	.8	2.0	2.6	1.0	.2								48	48	6	
74/ 73			.4	1.4	2.0	1.2	2.3	1.0	.4									42	43	2	
72/ 71			.4	1.4	1.8	1.2	1.2											28	33	19	
70/ 69		.6	.6	1.0	2.0	.6	.8											28	28	53	3
68/ 67		.8	.8	1.8	1.2	.8	.2											28	28	68	9
66/ 65		.8	1.8	2.2	1.0													29	29	80	13
64/ 63		.4	.3	1.4	.4	.2	.8											20	20	77	25
62/ 61	.2	1.4	.6	.6	.6	.4												19	19	88	30
60/ 59		.4	1.2	1.0														12	12	49	54
58/ 57		.8	.2	.6														9	9	31	48
56/ 55		.4																2	2	13	54
54/ 53																				8	57
52/ 51																				6	56
50/ 49																					50
48/ 47																					40
46/ 45																					29
44/ 43																					11
42/ 41																					11
40/ 39																					6
38/ 37																					4
TOTAL	.2	5.6	6.6	12.2	11.4	9.0	12.6	11.2	13.6	7.4	6.6	1.6	1.2	.8				500	506	500	500

Element (X)	$\Sigma_{X'}$	Σ_X	$\bar{X}$	σ_x	No. Obs.	Mean No. of Hours with Temperature						
						≤ 0 F	≤ 32 F	≤ 67 F	≤ 73 F	≥ 80 F	≥ 93 F	Total
Rel. Hum.	1423419	24950	49.9	18.909	500							
Dry Bulb	2177097	32927	65.1	8.258	506			41.9	16.9	2.0		90
Wet Bulb	1461863	26941	53.9	8.527	500							90
Dew Point	990058	22012	44.1	6.487	500		3.8					90

USAFETAC FORM AM 64 0-26-5 (OL A) REVISED PREVIOUS EDITIONS OF THIS FORM ARE OBSOLETE

GLOBAL CLIMATOLOGY BRANCH
USAFETAC
AIR WEATHER SERVICE/MAC

PSYCHROMETRIC SUMMARY

7 2615 — STATION
FT WAINWRIGHT AAF AK — STATION NAME
77-82 — YEARS
JUN — MONTH

PAGE 1
1500-1700 — HOURS (L. S. T.)

Temp. (F)	WET BULB TEMPERATURE DEPRESSION (F)																		TOTAL	TOTAL		
	0	1-2	3-4	5-6	7-8	9-10	11-12	13-14	15-16	17-18	19-20	21-22	23-24	25-26	27-28	29-30	≥31	D.B./W.B.	Dry Bulb	Wet Bulb	Dew Point
../ 89																.4		2	2		
88/ 87															.6	.2		4	4		
86/ 85													.2					1	1		
84/ 83												.2	.4					3	3		
82/ 81												.2	.2					2	2		
80/ 79								.4			.6	.8	.2					10	10		
78/ 77							.2			.8	1.4	.2	.2					14	14		
76/ 75							.2	.2	.4	2.0	2.0	.6	.4					29	29		
74/ 73							.4	1.4	2.2	2.6	.8	.8						41	41		
72/ 71					.2	.4	1.2	.4	1.6	2.0	.4	.2						32	32		
70/ 69					.6	.6	1.6	3.0	3.4	.6	.8							53	53		
68/ 67					.2	1.4	3.0	1.2	3.8	.4	.2							51	51	2	
66/ 65				.6	1.	1.8	1.0	2.6	2.0									45	46	1	
64/ 63			.2	1.0	2.2	2.2	2.2	1.0	.2									45	46	4	
62/ 61		.2	.2	.6	1.2	1.0	1.3	.2										26	26	18	1
60/ 59		.4	.8	1.2	1.8	1.2	.8											31	31	38	3
58/ 57		.8	1.2	1.4	2.2	1.0												33	33	70	4
56/ 55		1.2	.8	1.4	2.2	.4	.2											31	31	97	19
54/ 53		.6	2.4	.2	1.2	.4	.3											28	28	83	19
52/ 51		.4	1.0	1.0	.6													15	15	84	28
50/ 49		.6	.4		.2													6	6	57	45
48/ 47					.2													1	1	31	45
46/ 45																				9	55
44/ 43																				7	65
42/ 41																				2	47
40/ 39																					65
38/ 37																					53
36/ 35																					18
34/ 33																					15
32/ 31																					14
30/ 29																					7
28/ 27																					2
26/ 25																					2

Element (X)	$\Sigma_{X'}$	Σ_X	$\bar{X}$	σ_x	No. Obs.	Mean No. of Hours with Temperature						
Rel. Hum.						≤ 0 F	≤ 32 F	≤ 67 F	≤ 73 F	≤ 80 F	≤ 93 F	Total
Dry Bulb												
Wet Bulb												
Dew Point												

USAFETAC FORM 0-26-5 (OL A) REVISED PREVIOUS EDITIONS OF THIS FORM ARE OBSOLETE

GLOBAL CLIMATOLOGY BRANCH
USAFETAC
AIR WEATHER SERVICE/MAC

PSYCHROMETRIC SUMMARY

72615 STATION | FT WAINWRIGHT AAF AK STATION NAME | 77-82 YEARS | JUN MONTH

 1500-1700 HOURS (L. S. T.)

Temp. (F)	WET BULB TEMPERATURE DEPRESSION (F)																	TOTAL D.B./W.B.	TOTAL		
	0	1 - 2	3 - 4	5 - 6	7 - 8	9 - 10	11 - 12	13 - 14	15 - 16	17 - 18	19 - 20	21 - 22	23 - 24	25 - 26	27 - 28	29 - 30	≥ 31		Dry Bulb	Wet Bulb	Dew Point
TOTAL		4.2	7.0	7.4	13.7	10.3	13.3	10.3	13.5	8.3	6.2	3.0	1.6		.6	.6		503	505	503	503

Element (X)	$\Sigma X'$	ΣX	$\bar{X}$	σ_x	No. Obs.	Mean No. of Hours with Temperature						
						≤ 0 F	≤ 32 F	≥ 67 F	≥ 73 F	≥ 80 F	≥ 93 F	Total
Rel. Hum.	1317167	24093	47.9	18.028	503							
Dry Bulb	2209308	33156	65.7	8.022	505			43.1	18.9	3.0		90
Wet Bulb	1469566	27106	53.9	4.201	503			.4				90
Dew Point	971340	21868	43.5	6.410	503		4.5					90

USAFETAC FORM AS 64 0-26-5 (OL A) REVISED PREVIOUS EDITIONS OF THIS FORM ARE OBSOLETE

GLOBAL CLIMATOLOGY BRANCH
USAFETAC
AIR WEATHER SERVICE/MAC

PSYCHROMETRIC SUMMARY

7 2615 — STATION
FT WAINWRIGHT AAF AK — STATION NAME
77-82 — YEARS
JUN — MONTH

 1800-2000 HOURS (L. S. T.)

Temp. (F)	WET BULB TEMPERATURE DEPRESSION (F) 0	1-2	3-4	5-6	7-8	9-10	11-12	13-14	15-16	17-18	19-20	21-22	23-24	25-26	27-28	29-30	≥31	TOTAL D.B./W.B.	TOTAL Dry Bulb	TOTAL Wet Bulb	TOTAL Dew Point
90/ 89																.2		1	1		
88/ 87															.2			1	1		
86/ 85													.4					2	2		
84/ 83													.5					3	3		
82/ 81												.4						2	2		
80/ 79								.2			.4							3	3		
78/ 77							.2		.2	.2	.5	.2	.2					9	9		
76/ 75								.2	.2	.4	.2		.6					8	8		
74/ 73						.2	.2	.6	1.0	1.6	1.4							25	25		
72/ 71						.6	.4	1.4	2.6	2.0	.4	.2						38	38		
70/ 69						.8	1.2	1.6	2.6	1.2	.2							38	38		
68/ 67					.8	1.2	3.2	2.6	2.8	.4								55	55		
66/ 65				.4	1.6	3.0	2.0	3.4	1.2									58	58	2	
64/ 63			.2	.6	2.4	2.2	1.2	1.8	.6									48	48	1	
62/ 61			.6	1.2	1.6	2.0	1.2	.2										34	34	13	
60/ 59		.4	1.2	1.4	2.2	1.6	.6											37	37	26	
58/ 57	1.0		.4	2.0	2.4	.8												33	33	56	4
56/ 55	2.2		.8	1.2	2.4	1.0	.2											39	41	101	16
54/ 53	.2	2.4		2.0	1.2		.6											32	32	88	24
52/ 51	.6	1.6		1.8	.4		.2											23	23	86	27
50/ 49	.4	.4		.2	.2	.2												7	7	57	43
48/ 47	.6			.2	.2													5	5	44	48
46/ 45	.2																	1	1	18	68
44/ 43																				4	55
42/ 41																				5	62
40/ 39																				1	51
38/ 37																					53
36/ 35																					21
34/ 33																					11
32/ 31																					8
30/ 29																					5
28/ 27																					2
26/ 25																					4

Element (X)	$\Sigma X'$	ΣX	$\bar{X}$	σ_x	No. Obs.	Mean No. of Hours with Temperature ≤ 0 F	≤ 32 F	≤ 67 F	≤ 73 F	≥ 88 F	≥ 92 F	Total
Rel. Hum.												
Dry Bulb												
Wet Bulb												
Dew Point												

USAFETAC FORM 0-26-5 (OL A) REVISED PREVIOUS EDITIONS OF THIS FORM ARE OBSOLETE

2

GLOBAL CLIMATOLOGY BRANCH
USAFETAC
AIR WEATHER SERVICE/MAC

PSYCHROMETRIC SUMMARY

7 2615 — STATION
FT WAINWRIGHT AAF AK — STATION NAME
77-82 — YEARS
JUN — MONTH

PAGE 2 — 1800-2000 HOURS (L. S. T.)

Temp. (F)	WET BULB TEMPERATURE DEPRESSION (F) 0	1 - 2	3 - 4	5 - 6	7 - 8	9 - 10	11 - 12	13 - 14	15 - 16	17 - 18	19 - 20	21 - 22	23 - 24	25 - 26	27 - 28	29 - 30	≥ 31	TOTAL D.B./W.B.	TOTAL Dry Bulb	TOTAL Wet Bulb	TOTAL Dew Point
TOTAL		5.6	7.6	11.0	15.3	13.5	11.8	12.0	11.2	5.8	3.4	.8	1.8		.2	.2		502	504	502	502

Element (X)	Σ_X'	Σ_X	$\bar{X}$	σ_x	No. Obs.	Mean No. of Hours with Temperature ≤ 0 F	≤ 32 F	≤ 67 F	≤ 73 F	≤ 80 F	≤ 93 F	Total
Rel. Hum.	1485165	25803	51.4	17.808	502							
Dry Bulb	2066067	32041	63.6	7.608	504			33.0	9.6	1.6		90
Wet Bulb	1424569	26661	53.1	8.197	502							90
Dew Point	976756	21924	43.7	6.201	502		3.4					90

USAFETAC FORM 0-26-5 (OL A) REVISED PREVIOUS EDITIONS OF THIS FORM ARE OBSOLETE

GLOBAL CLIMATOLOGY BRANCH
USAFETAC
AIR WEATHER SERVICE/MAC

PSYCHROMETRIC SUMMARY

7[illegible]2615 — STATION
FT WAINWRIGHT AAF AK — STATION NAME
77-82 — YEARS
JUN — MONTH

ALL — HOURS (L. S. T.)

Temp. (F)	WET BULB TEMPERATURE DEPRESSION (F)																	TOTAL D.B./W.B.	TOTAL Dry Bulb	TOTAL Wet Bulb	TOTAL Dew Point
	0	1 - 2	3 - 4	5 - 6	7 - 8	9 - 10	11 - 12	13 - 14	15 - 16	17 - 18	19 - 20	21 - 22	23 - 24	25 - 26	27 - 28	29 - 30	+ 31				
[illegible] / 89																.1		3	3		
[illegible] / 87														.1	.1	.0		8	8		
[illegible] / 85													.2	.0				6	6		
[illegible] / 83												.0	.2					6	6		
[illegible] / 81										.1	.0	.1	.1					9	9		
[illegible] / 79								.1	.0	.1	.4	.2	.1					25	25		
77 / 77							.1	.1	.0	.5	.7	.2	.1					46	46		
76 / 75						.1	.1	.2	.5	.9	.9	.2	.2					82	82		
74 / 73						.1	.3	.5	1.2	1.2	.6	.1						104	104		
72 / 71					.1	.4	.8	.6	1.6	1.1	.3	.1						135	135		
71 / 69					.2	.5	1.1	1.8	2.0	.6	.3							172	172		
69 / 67			.0		.3	1.2	2.1	1.6	2.4	.5	.0							221	221	2	
67 / 65				.5	1.2	1.7	1.5	2.0	1.1	.1								213	214	9	
64 / 63			.3	.9	1.6	1.8	1.8	1.1	.3									210	212	17	
62 / 61		.1	.3	1.1	1.6	1.5	1.4	.4										174	181	61	2
60 / 59		.6	1.0	1.7	1.6	1.3	.8											156	168	144	6
57 / 57	.1	1.0	1.2	2.2	1.7	1.2	.3											203	205	265	30
56 / 55	.1	1.8	1.9	1.9	2.2	.6	.2											230	233	418	78
54 / 53		1.3	2.5	1.8	.9	.4	.4											193	195	395	130
52 / 51	.0	1.5	2.1	1.5	.6	.2	.1											159	161	446	150
50 / 49		2.3	1.6	.8	.2	.1												131	132	321	250
48 / 47	.1	1.6	1.0	.5	.1	.1												91	91	303	318
46 / 45		.8	.5	.1														39	39	152	337
44 / 43		.3	.1			.0												13	13	75	308
42 / 41		.2	.1		.1													9	9	42	291
40 / 39		.2																6	6	12	282
38 / 37																				9	209
36 / 35																				1	127
34 / 33																				2	62
32 / 31																					54
30 / 29																					18
28 / 27																					8
26 / 25																					9
22 / 21																					3

Element (X)	$\Sigma_{X'}$	Σ_X	$\bar{X}$	σ_x	No. Obs.	Mean No. of Hours with Temperature						
						≤ 0 F	≤ 32 F	≤ 67 F	≤ 73 F	≥ 80 F	≥ 93 F	Total
Rel. Hum.												
Dry Bulb												
Wet Bulb												
Dew Point												

USAFETAC FORM 0-26-5 (OL A) 84 64 REVISED PREVIOUS EDITIONS OF THIS FORM ARE OBSOLETE

GLOBAL CLIMATOLOGY BRANCH
USAFETAC
AIR WEATHER SERVICE/MAC

PSYCHROMETRIC SUMMARY

7 2615 — STATION
FT WAINWRIGHT AAF AK — STATION NAME
77-82 — YEARS
JUN — MONTH

PAGE 2
ALL — HOURS (L. S. T.)

Temp. (F)	WET BULB TEMPERATURE DEPRESSION (F) 0	1-2	3-4	5-6	7-8	9-10	11-12	13-14	15-16	17-18	19-20	21-22	23-24	25-26	27-28	29-30	≥31	TOTAL D.B./W.B.	TOTAL Dry Bulb	TOTAL Wet Bulb	TOTAL Dew Point
21/19																					2
TOTAL	.311	.512	.613	.112	.311	.111	.0	.8	.4	.9	.1	.5	.0	.3	.2	.1	.0	.9	.1	.1	.1		2696.		2674
																		2674		2674	

Element (X)	$\Sigma_{X'}$	Σ_X	$\bar{X}$	σ_x	No. Obs.	Mean No. of Hours with Temperature ≤ 0 F	≤ 32 F	≤ 67 F	≤ 73 F	≤ 80 F	≤ 93 F	Total
Rel. Hum.	9635126	151332	56.6	20.018	2674							
Dry Bulb	10389423	165715	61.5	8.688	2696			218.2	77.2	10.9		720
Wet Bulb	7376541	139863	52.3	4.779	2674			.5				720
Dew Point	5296388	117846	44.1	6.201	2674		25.3					720

USAFETAC FORM 0-26-5 (OL A) REVISED PREVIOUS EDITIONS OF THIS FORM ARE OBSOLETE

GLOBAL CLIMATOLOGY BRANCH
USAFETAC
AIR WEATHER SERVICE/MAC

PSYCHROMETRIC SUMMARY

72615 FT WAINWRIGHT AAF AK 77-82 JUL
STATION STATION NAME YEARS MONTH

PAGE 1 0300-0500
HOURS (L. S. T.)

Temp. (F)	WET BULB TEMPERATURE DEPRESSION (F)																		TOTAL D.B./W.B.	TOTAL		
	0	1-2	3-4	5-6	7-8	9-10	11-12	13-14	15-16	17-18	19-20	21-22	23-24	25-26	27-28	29-30	≥31		Dry Bulb	Wet Bulb	Dew Point
70/ 69						.6												1	1		
68/ 65						.6												1	1		
64/ 63				.6														1	1		
62/ 61		.6		.6		.6												3	3		
60/ 59		1.9	3.1	1.9	.6	.6												13	13	2	1
58/ 57	.6	6.3	2.5	2.5		.6												20	20	7	4
56/ 55		10.0	10.0	1.9														35	35	24	7
54/ 53	1.3	10.0	9.4	1.9														36	36	28	23
52/ 51	.6	6.3	5.6	1.9														23	23	35	26
50/ 49		6.3	1.9		1.3													15	15	26	25
48/ 47		3.8	.6	.6														8	8	22	27
46/ 45		.6																1	1	10	25
44/ 43		1.9																3	3	1	9
42/ 41																				5	4
40/ 39																					6
38/ 35																					2
34/ 33																					1
TOTAL	2.5	47.5	33.1	11.1	1.9	1.9	3.1													160	160
																		160		160	

Element (X)	$\Sigma X'$	ΣX	$\bar{X}$	σ_x	No. Obs.	Mean No. of Hours with Temperature						
						≤ 0 F	≤ 32 F	≤ 67 F	≤ 73 F	≤ 80 F	≤ 93 F	Total
Rel. Hum.	1105019	13189	82.4	10.591	160							
Dry Bulb	471409	8661	54.1	4.027	160			.6				93
Wet Bulb	421818	8194	51.2	3.705	160							93
Dew Point	383132	7796	48.7	4.536	160							93

USAFETAC FORM 0-26-5 (OL A) REVISED PREVIOUS EDITIONS OF THIS FORM ARE OBSOLETE

GLOBAL CLIMATOLOGY BRANCH
USAFETAC
AIR WEATHER SERVICE/MAC

PSYCHROMETRIC SUMMARY

7 2615 — STATION
FT WAINWRIGHT AAF AK — STATION NAME
77-82 — YEARS
JUL — MONTH
PAGE 1
0000-0800 — HOURS (L. S. T.)

Temp. (F)	WET BULB TEMPERATURE DEPRESSION (F)																			TOTAL D.B./W.B.	TOTAL Dry Bulb	TOTAL Wet Bulb	TOTAL Dew Point
	0	1 - 2	3 - 4	5 - 6	7 - 8	9 - 10	11 - 12	13 - 14	15 - 16	17 - 18	19 - 20	21 - 22	23 - 24	25 - 26	27 - 28	29 - 30	≥ 31						
77 / 77									.2									1	1				
76 / 75										.2								1	1				
74 / 73							.1	.4	.2									5	5				
72 / 71							.3											4	4				
70 / 69					.4	.4	.2	.4										7	7				
69 / 67					.2	2.5	.8	.2										18	18				
66 / 65		.2	.4	.4	2.3	1.0	.6	.2										25	25				
64 / 63		.2	1.2	2.7	3.1	1.6												43	43	1	1		
62 / 61		.6	2.1	3.7	2.5	1.0	.2	.2										50	50	10			
60 / 59		2.7	6.2	4.1	1.3	.2	.2											70	70	24	4		
58 / 57	.2	7.0	6.4	2.9	1.0	.6	.2											89	89	79	20		
56 / 55	.2	5.3	4.7	1.9	.2													80	80	119	45		
54 / 53	.6	5.3	4.3	.4	.6													55	55	91	77		
52 / 51	.2	3.9	1.4	.2	.4													30	30	69	90		
50 / 49		2.7	.2	.2														15	15	49	93		
48 / 47		1.9	.2															10	10	27	66		
46 / 45		.4	.2															5	5	11	45		
44 / 43																				5	19		
42 / 41																				1	8		
40 / 39																					9		
38 / 37																					4		
36 / 35																					2		
34 / 33																					3		
TOTAL	1.2	30.2	27.4	16.5	11.7	7.4	3.5	1.4	.4	.2										486		486	486

Element (X)	$\Sigma x'$	Σx	$\bar{x}$	σ_x	No. Obs.	Mean No. of Hours with Temperature						
						≤ 0 F	≤ 32 F	≥ 67 F	≥ 73 F	≥ 80 F	≥ 93 F	Total
Rel. Hum.	2834216	36480	75.1	14.066	486							
Dry Bulb	1673250	28398	58.4	5.353	486			6.9	1.3			93
Wet Bulb	1413945	26153	53.8	3.683	486							93
Dew Point	1227315	24329	50.1	4.406	486							93

USAFETAC FORM 0-26-5 (OL A) JUL 84 REVISED PREVIOUS EDITIONS OF THIS FORM ARE OBSOLETE

GLOBAL CLIMATOLOGY BRANCH
USAFETAC
AIR WEATHER SERVICE/MAC

PSYCHROMETRIC SUMMARY

7?2615 STATION — FT WAINWRIGHT AAF AK STATION NAME — 77-82 YEARS — JUL MONTH

PAGE 1 — 1900-1100 HOURS (L. S. T.)

Temp (F)	WET BULB TEMPERATURE DEPRESSION (F) 0	1-2	3-4	5-6	7-8	9-10	11-12	13-14	15-16	17-18	19-20	21-22	23-24	25-26	27-28	29-30	≥31	TOTAL D.B./W.B.	TOTAL Dry Bulb	TOTAL Wet Bulb	TOTAL Dew Point
86/ 85										.2								1	1		
84/ 83									.2		.2							2	2		
82/ 81									.2	.6	.2							5	5		
80/ 79								.2	.8	.6		.2	.2					10	10		
78/ 77							.4	.4	.8	.2								9	9		
76/ 75						.4	.6	2.7	1.2	1.0	.2							50	30		
74/ 73						1.0	.6	1.0	1.0	.2	.2							24	24		
72/ 71				.2	.2	1.4	2.3	1.4	.2	.2								30	30		
70/ 69		.2	1.0	2.5	3.7	3.5	1.2	.4										61	61		
68/ 67			.8	3.5	2.7	1.0	.2	.4										42	42	2	
66/ 65		1.2	3.1	3.1	1.4	1.0	.4											90	50	10	
64/ 63		1.9	3.5	3.1	1.4	.2												49	49	33	1
62/ 61	.2	3.5	3.3	2.3	.2													46	46	63	6
60/ 59	1.6	3.3	2.3	.6		.2	.4											41	43	94	10
58/ 57	1.6	1.9	2.1	.2		.6												31	32	99	46
56/ 55	3.1	1.9	.2	.2	.2													25	25	70	65
54/ 53	1.2	1.0	.6	.4														16	16	60	92
52/ 51	.2	.4																3	3	21	74
50/ 49	1.0	.4																7	7	9	79
48/ 47	.4	.2																3	3	16	43
46/ 45	.2																	1	1	9	29
44/ 43																					10
42/ 41																					10
40/ 39																					6
38/ 37																					8
36/ 35																					4
34/ 33																					3
TOTAL	9.7	15.4	17.1	16.6	12.6	10.3	9.3	5.3	3.1	.6	.2	.2						486	489	436	466

Element (X)	$\Sigma x'$	Σx	$\bar{x}$	σ_x	No. Obs.	Mean No. of Hours with Temperature ≤ 0 F	≤ 32 F	≥ 67 F	≥ 73 F	≥ 80 F	≥ 93 F	Total
Rel. Hum.	2042403	30867	62.7	16.525	486							
Dry Bulb	2111377	31939	65.3	7.198	489			90.7	15.9	1.9		93
Wet Bulb	1604070	27946	57.3	4.210	486			.9				93
Dew Point	1289153	24907	51.2	5.116	486		.6					93

FORM AM 64 0-26-5 (OL A) REVISED PREVIOUS EDITIONS OF THIS FORM ARE OBSOLETE

USAFETAC

GLOBAL CLIMATOLOGY BRANCH
USAFETAC
AIR WEATHER SERVICE/MAC

PSYCHROMETRIC SUMMARY

702615 — STATION
FT WAINWRIGHT AAF AK — STATION NAME
77-80 — YEARS
JUL — MONTH

PAGE 1 — 1400-1400 HOURS (L.S.T.)

Temp. (F)	WET BULB TEMPERATURE DEPRESSION (F) 0	1-2	3-4	5-6	7-8	9-10	11-12	13-14	15-16	17-18	19-20	21-22	23-24	25-26	27-28	29-30	≥31	TOTAL D.B./W.B.	TOTAL Dry Bulb	TOTAL Wet Bulb	TOTAL Dew Point
97/ 91													.4					2	-		
92/ 89											.2							1	1		
87/ 7											.2	.2	.6					5	5		
82/ 65											.2	.4						6	6		
77/ 83										.2	1.2	.2						7	7		
72/ 81										1.4	1.4	.8	.4					22	22		
67/ 79							.2	.6	.4	3.2	1.4	.2	.2					31	31		
62/ 77					.2		.4	1.6	1.0	1.2	.6							30	30		
57/ 75					.4	.6	1.4	2.7	2.7	.6	.4	.4						45	45		
52/ 73						.6	2.6	2.6	1.2									33	33		
47/ 71					.6	2.1	4.1	.4	.2	.4								38	38		
42/ 69			.2	1.2	2.3	2.1	1.6	1.2										42	42	3	
37/ 67			.2	.4	2.7	2.5	1.	1.6	.2									39	40	5	
32/ 65			1.2	3.7	1.2	2.1		.2	.4									42	43	25	2
27/ 63			2.1	2.9	2.5	.8			.2									40	40	58	3
22/ 61		.6	1.6	1.6	1.2	.4												27	27	101	6
17/ 59	.2	.4	.6	3.1	1.6		.2	.2										20	20	95	22
12/ 57		1.2	.8	.6	.4	.4	.2											15	18	66	39
7/ 55		1.2	.2	.6	.2	.2												12	12	56	66
2/ 53		.4	.4	.4														6	6	34	66
-3/ 51		.2	.4	.2														4	4	10	61
-8/ 49		1.0	.2															6	6	16	69
-13/ 47		.2	.2															2	2	13	47
-18/ 45																				7	34
-23/ 43																				1	15
-28/ 41																					13
-33/ 39																					8
-38/ 37																					4
-43/ 35																					2
-48/ 33																					1
-53/ 31																					1
-58/ 29																					1
TOTAL	.2	5.3	9.2	14.3	12.3	11.7	12.1	10.9	6.4	7.8	6.2	2.3	1.6					486	488	486	486

Element (X)	$\Sigma X'$	ΣX	$\bar{X}$	σ_x	No. Obs.	Mean No. of Hours with Temperature ≤ 0 F	≤ 32 F	≥ 67 F	≥ 73 F	≥ 80 F	≥ 93 F	Total
Rel. Hum.	1639898	26876	55.3	17.799	486							
Dry Bulb	2374903	33797	69.5	8.387	488			57.2	34.3	11.4		93
Wet Bulb	1689569	28571	58.8	4.526	486			1.5				93
Dew Point	1281880	24806	51.0	5.699	486		1.0					93

USAFETAC FORM 0-26-5 (OL A) REVISED PREVIOUS EDITIONS OF THIS FORM ARE OBSOLETE

GLOBAL CLIMATOLOGY BRANCH
USAFETAC
AIR WEATHER SERVICE/MAC

PSYCHROMETRIC SUMMARY

7 2615 STATION — FT WAINWRIGHT AAF AK STATION NAME — 77-82 YEARS — JUL MONTH

 1500-1700 HOURS (L. S. T.)

Temp (F)	WET BULB TEMPERATURE DEPRESSION (F) 0	1-2	3-4	5-6	7-8	9-10	11-12	13-14	15-16	17-18	19-20	21-22	23-24	25-26	27-28	29-30	≥31	TOTAL D.B./W.B.	TOTAL Dry Bulb	TOTAL Wet Bulb	TOTAL Dew Point
94/ 93														•				1	1		
92/ 87												•	•					5	5		
87/ 85											•	•						4	4		
84/ 83									•	•	1.6		•					11	11		
82/ 81								•	•	1.6	2.3	•						23	23		
80/ 79								•	1.0	1.6	1.0	•	•					26	26		
77/ 77							•	1.7	2.1	1.6	1.2							34	34		
76/ 75						1.3	1.2	2.5	1.4		•							34	34		
74/ 73						1.7	3.3	•	•	•	•							34	34		
72/ 71				•	•	1.4	4.7	•	1.4									45	45		
70/ 69			•		1.4	1.2	3.3	•	•									35	35		
68/ 67				1.4	2.9	2.5	2.5	•										49	49	6	
66/ 65			•	1.9	2.5	3.5	1.0	•	•									47	47	76	1
64/ 63		•	2.3	2.1	1.3	1.6	•											40	40	56	2
62/ 61		•	1.2	1.6	1.4	•												27	27	76	3
60/ 59		1.2	•	1.2	•	•	•	•										21	21	104	17
58/ 57		2.1	1.3	•	•	•	•											21	21	69	45
56/ 55		•	•			•												9	9	73	52
54/ 53		•	•	1.3														10	10	32	79
52/ 51		•	•															5	5	12	63
50/ 49		1.3																5	5	10	68
48/ 47																				14	71
46/ 45																				3	31
44/ 43																					23
42/ 41																					11
40/ 39																					4
38/ 37																					5
36/ 35																					11
34/ 31																					3
TOTAL		7.2	8.3	9.9	11.3	13.8	17.9	8.6	7.4	5.6	7.8	1.9	1.9	•	2			486		486	
																		486		486	

Element (X)	$\Sigma X'$	ΣX	$\bar{X}$	σ_x	No. Obs.	Mean No. of Hours with Temperature ≤ 0 F	≤ 32 F	≥ 67 F	≥ 73 F	≥ 80 F	≥ 93 F	Total
Rel. Hum.	1605540	26538	54.6	17.960	486							
Dry Bulb	2365566	33672	69.3	8.203	486			57.6	32.9	11.5	.2	93
Wet Bulb	1681217	28507	58.7	9.732	486			1.5				93
Dew Point	1265221	24649	50.7	5.574	486		.6					93

USAFETAC FORM 0-26-5 (OL A) REVISED PREVIOUS EDITIONS OF THIS FORM ARE OBSOLETE

GLOBAL CLIMATOLOGY BRANCH
USAFETAC
AIR WEATHER SERVICE/MAC

PSYCHROMETRIC SUMMARY

7 2615 — STATION
FT WAINWRIGHT AAF AK — STATION NAME
77-82 — YEARS
JUL — MONTH
PAGE 1
18 0-2000 — HOURS (L. S. T.)

Temp. (F)	WET BULB TEMPERATURE DEPRESSION (F)																			TOTAL	TOTAL			
	0	1-2	3-4	5-6	7-8	9-10	11-12	13-14	15-16	17-18	19-20	21-22	23-24	25-26	27-28	29-30	≥ 31	D.B./W.B.	Dry Bulb	Wet Bulb	Dew Point
87/ 85												.4	.2					3	7		
84/ 83								.2			.2							2	2		
82/ 81									.2	1.2	.2		.2					6	9		
80/ 79									.4	2.1	.4		.2					15	15		
78/ 77							.2	1.2	1.9	1.8	.2	.6						27	27		
76/ 75						.4	1.4	2.5	1.6	.6	.6							33	33		
74/ 73				.8	.4	1.4	3.1	1.2	1.5	.4	.6							47	47		
72/ 71					.6	1.4	2.3	1.2	.8	.4								36	36		
70/ 69				.2	1.4	1.2	.8	1.0	.2	.2								28	28	1	
68/ 67			1.2	2.3	3.5	1.8	.2											44	44	5	
66/ 65		1.6	3.3	1.6	1.9	2.5												53	53	12	
64/ 63	.2	1.4	3.3	1.4	1.8	.2												41	41	48	4
62/ 61	1.4	2.7	2.5	1.2	1.4	.4												46	45	77	5
60/ 59	1.2	1.4	1.6	.4	.4													25	25	85	21
58/ 57	.2	1.3	2.3	.8	1.4		.6											31	31	87	40
56/ 55	1.4	.8	.4	.4	.6													18	18	81	61
54/ 53	.4	1.1	1.1	.6														15	15	39	75
52/ 51		.8																4	4	18	59
50/ 49	.6																	4	4	19	67
48/ 47	.4	.2																3	3	14	48
46/ 45																				8	44
44/ 43																					24
42/ 41																					11
40/ 39																					7
38/ 37																					8
36/ 35																					7
34/ 33																					6
32/ 31																					1
TOTAL	.6	6.8	12.1	15.2	11.7	14.8	14.1	8.0	6.9	6.0	2.3	1.0	.6					486		486	486

Element (X)	$\Sigma x'$	Σx	$\bar{x}$	σ_x	No. Obs.	Mean No. of Hours with Temperature						
						≤ 0 F	≤ 32 F	≥ 67 F	≥ 73 F	≥ 80 F	≥ 93 F	Total
Rel. Hum.	1516642	28458	58.6	17.602	486							
Dry Bulb	2206845	32537	66.9	7.671	486			47.1	26.4	4.0		93
Wet Bulb	1626637	28033	57.7	4.464	486			1.1				93
Dew Point	1261351	24597	50.6	5.827	486		.2					93

USAFETAC FORM 0-26-5 (OL A) REVISED PREVIOUS EDITIONS OF THIS FORM ARE OBSOLETE

GLOBAL CLIMATOLOGY BRANCH
USAFETAC
AIR WEATHER SERVICE/MAC

PSYCHROMETRIC SUMMARY

7 2615 (STATION) FT WAINWRIGHT AAF AK (STATION NAME) 7[illegible] (YEARS) [illegible] (MONTH)

[illegible] (HOURS)

Temp. (F)	WET BULB TEMPERATURE DEPRESSION (F) 0	1-2	3-4	5-6	7-8	9-10	11-12	13-14	15-16	17-18	19-20	21-22	23-24	25-26	27-28	29-30	≥31	TOTAL D.B.-W.B.	TOTAL Dry Bulb	TOTAL Wet Bulb	TOTAL Dew Point
[illegible]4/ 63						[illegible]												1	[illegible]		
[illegible]4/ 53																				1	
46/ 45																					1
TOTAL						[illegible]													1		1
																		1		[illegible]	

Element (X)	ΣX^2	ΣX	$\bar{X}$	σ_x	No. Obs.	Mean No. of Hours with Temperature ≤ 0 F	≤ 32 F	≥ 67 F	≥ 73 F	≥ 80 F	≥ 93 F	Total
Rel. Hum.	2704	52	52.0		1							93
Dry Bulb	4096	64	64.0		1							23
Wet Bulb	2916	54	54.0		1							[illegible]
Dew Point	2116	46	46.0		1							[illegible]

USAFETAC FORM JUL 64 0-26-5 (OL A) REVISED PREVIOUS EDITIONS OF THIS FORM ARE OBSOLETE

GLOBAL CLIMATOLOGY BRANCH
USAFETAC
AIR WEATHER SERVICE/MAC

2

PSYCHROMETRIC SUMMARY

7 2515 — STATION
FT WAINWRIGHT AAF AK — STATION NAME
77-82 — YEARS
JUL — MONTH
PAGE 1
ALL — HOURS (L. S. T.)

Temp. (F)	WET BULB TEMPERATURE DEPRESSION (F)																			TOTAL	TOTAL		
	0	1-2	3-4	5-6	7-8	9-10	11-12	13-14	15-16	17-18	19-20	21-22	23-24	25-26	27-28	29-30	≥31	D.B./W.B.	Dry Bulb	Wet Bulb	Dew Point
94/ 93														.1				1	1		
92/ 91													.1					2	2		
90/ 89											.1							1	1		
88/ 87											.1	.1	.3					10	10		
86/ 85										.2	.2	.3	.0					14	14		
84/ 83								.2	.1	.1	.1	.0	.0					22	22		
82/ 81								.2	.1	.2	.2	.2	.1					57	57		
80/ 79							.1	.3	.5	1.4	.5	.2	.2					82	82		
78/ 77					.2		.5	.8	1.1	.9	.4	.1						101	101		
76/ 75					.1	.5	.9	1.9	1.3	.5	.4	.1						145	145		
74/ 73				.2	.1	.8	1.9	1.3	.9	.2	.3							143	143		
72/ 71				.1	.3	1.2	2.7	.9	.5	.2								153	153		
70/ 69			.1	.5	1.5	1.8	1.2	.9	.2	.1								174	174	4	
68/ 67			.0	.7	2.2	2.5	1.4	.5	.1									192	193	22	
66/ 65		.0	.9	2.3	2.3	1.9	1.0	.2	.1									218	219	73	3
64/ 63		.2	1.7	2.7	2.3	1.4	.1	.1	.0									215	215	190	10
62/ 61		.7	2.1	2.4	1.6	.7	.1	.1										199	199	327	28
60/ 59	.0	1.5	2.5	2.4	.7	.2	.2	.3										200	202	405	75
58/ 57	.1	2.8	2.5	1.4	.7	.2	.4											210	211	409	194
56/ 55	.0	2.6	2.1	.7	.2	.3												159	159	423	296
54/ 53	.2	2.1	2.1	.8	.2													138	138	295	410
52/ 51	.1	1.3	1.3	.2	.1													69	69	165	393
50/ 49		1.6	.3	.0	.1													52	52	123	401
48/ 47	.1	.7	.2	.0														26	26	106	302
46/ 45		.3	.1															5	5	48	209
44/ 43		.1																3	3	7	97
42/ 41																				6	57
40/ 39																					46
38/ 37																					28
36/ 35																					32
34/ 33																					11
32/ 31																					11
30/ 29																					1

Element (X)	$\Sigma X'$	ΣX	$\bar{X}$	σ_x	No. Obs.	Mean No. of Hours with Temperature						
						≤ 0 F	≤ 32 F	≤ 67 F	≤ 73 F	≥ 80 F	≥ 93 F	Total
Rel. Hum.												
Dry Bulb												
Wet Bulb												
Dew Point												

USAFETAC FORM 0-26-5 (OL-A) REVISED PREVIOUS EDITIONS OF THIS FORM ARE OBSOLETE

2

GLOBAL CLIMATOLOGY BRANCH
USAFETAC
AIR WEATHER SERVICE/MAC

PSYCHROMETRIC SUMMARY

7 26 15 — STATION
FT WAINWRIGHT AAF AK — STATION NAME
77-82 — YEARS
NOV — MONTH
PAGE 2
ALL — HOURS (L. S. T.)

Temp. (F)	WET BULB TEMPERATURE DEPRESSION (F) 0	1-2	3-4	5-6	7-8	9-10	11-12	13-14	15-16	17-18	19-20	21-22	23-24	25-26	27-28	29-30	≥31	TOTAL D.B./W.B.	TOTAL Dry Bulb	TOTAL Wet Bulb	TOTAL Dew Point
TOTAL	.5	14.0	15.4	14.5	11.8	11.5	11.8	7.2	4.9	4.2	3.2	1.4	.7	.3				2591	2596	2591	2591

Element (X)	$\Sigma X'$	ΣX	$\bar{X}$	σ_x	No. Obs.	Mean No. of Hours with Temperature ≤ 0 F	≤ 32 F	≤ 67 F	≤ 73 F	≤ 80 F	≤ 93 F	Total
Rel. Hum.	11046422	162060	62.5	16.744	2591							
Dry Bulb	11207946	169068	65.1	8.706	2596			314.7	165.7	43.3	.3	744
Wet Bulb	8440172	147358	56.9	4.792	2591			6.9				744
Dew Point	6710108	131130	50.6	5.335	2591		3.9					744

USAFETAC FORM 0-26-5 (OL A) REVISED PREVIOUS EDITIONS OF THIS FORM ARE OBSOLETE

2

GLOBAL CLIMATOLOGY BRANCH
USAFETAC
AIR WEATHER SERVICE/MAC

PSYCHROMETRIC SUMMARY

72615 STATION — FT WAINWRIGHT AAF AK STATION NAME — 77-82 YEARS — AUG MONTH

PAGE 1 — 0300-0500 HOURS (L. S. T.)

Temp (F)	WET BULB TEMPERATURE DEPRESSION (F) 0	1-2	3-4	5-6	7-8	9-10	11-12	13-14	15-16	17-18	19-20	21-22	23-24	25-26	27-28	29-30	≥31	TOTAL D.B./W.B.	TOTAL Dry Bulb	TOTAL Wet Bulb	TOTAL Dew Point
≥67/ 65					.6													1	1		
64/ 63			.6															1	1		
62/ 61		.6	1.2	.6	.6													5	5		
60/ 59			1.2			1.2												4	4		1
58/ 57		2.9	1.2	.6														8	8	4	
56/ 55		2.3	3.5	.6														11	11		7
54/ 53		4.6	4.6	1.2														18	18	8	6
52/ 51	.6	5.8	7.5	1.7														27	27	16	11
50/ 49	.6	9.8	1.2	1.7														23	23	30	17
48/ 47		12.7	.6															23	23	36	36
46/ 45	1.7	3.5		.6														10	10	19	36
44/ 43		4.2	.6															8	8	12	13
42/ 41		4.6	.6															9	9	8	16
40/ 39	1.7	3.5	.6															10	10		11
38/ 37	.6	4.6																9	9	10	5
36/ 35		1.7																3	3	7	11
34/ 33		.6																1	1	3	6
32/ 31		1.2																2	2	1	4
≤30/ 29																				1	2
28/ 27																					1
TOTAL	.6	26.2	42.3	6.9	1.2	1.2												173	173	173	173

Element (X)	ΣX^2	ΣX	$\bar{X}$	σ_x	No. Obs.	Mean No. of Hours with Temperature ≤ 0 F	≤ 32 F	≤ 67 F	≤ 73 F	≤ 80 F	≤ 93 F	Total
Rel. Hum.	127429	14783	85.5	9.803	173							
Dry Bulb	419463	8441	48.8	6.652	173		1.1					93
Wet Bulb	381464	8058	46.6	5.974	173		1.1					93
Dew Point	349220	7700	44.5	6.149	173		3.8					93

USAFETAC FORM 0-26-5 (OL A) JUL 64 REVISED PREVIOUS EDITIONS OF THIS FORM ARE OBSOLETE

GLOBAL CLIMATOLOGY BRANCH
USAFETAC
AIR WEATHER SERVICE/MAC

PSYCHROMETRIC SUMMARY

7 2515 — STATION
FT WAINWRIGHT AAF AK — STATION NAME
77-82 — YEARS
AUG — MONTH

PAGE 1 — 0600-0800 HOURS (L. S. T.)

Temp. (F)	WET BULB TEMPERATURE DEPRESSION (F)																			TOTAL D.B./W.B.	TOTAL		
	0	1 - 2	3 - 4	5 - 6	7 - 8	9 - 10	11 - 12	13 - 14	15 - 16	17 - 18	19 - 20	21 - 22	23 - 24	25 - 26	27 - 28	29 - 30	≥ 31			Dry Bulb	Wet Bulb	Dew Point
76/ 75								.2										1	1			
74/ 73								.2										1	1			
72/ 71						.6	.2											4	4			
70/ 69						.2	.4											3	3			
68/ 67				.2	.2	.6	.4											7	7			
66/ 65			.2	.6	.8	.8	.2											13	13			
64/ 63		.2	.2	1.2	1.2	.6	.2											18	18			
62/ 61		.4	1.5	1.3	2.1	.8	.2											33	33	0		
60/ 59			2.5	1.7	1.3	.6												32	33	13	2	
58/ 57		.1	1.9	1.9	1.7	.2												41	41	26	5	
56/ 55		.1	4.4	1.9	.6	.2												48	48	41	23	
54/ 53	.2	3.9	4.6	1.7	.4													56	56	60	30	
52/ 51	.2	6.2	3.5	.4	.6													56	56	78	43	
50/ 49	.4	7.5	4.0	1.0	.2													68	68	93	69	
48/ 47		6.7	1.0	.2	.4													43	43	62	96	
46/ 45	.2	3.7	1.9	.4														32	32	60	67	
44/ 43		3.3	1.3	.2														25	25	25	61	
42/ 41		1.7	1.0	.4														16	16	24	37	
40/ 39	.4	.8	.6															9	9	24	24	
38/ 37	.2	1.3	.2															9	9	12	15	
36/ 35		.8																4	4	9	21	
34/ 33																				3	9	
32/ 31																					15	
30/ 29																					2	
TOTAL	1.5	40.7	28.9	13.1	9.4	4.4	1.4	.4										519	520	519	519	

Element (X)	$\Sigma X'$	ΣX	$\bar{X}$	σ_x	No. Obs.	Mean No. of Hours with Temperature						
						≤ 0 F	≤ 32 F	≥ 67 F	≥ 73 F	≥ 80 F	≥ 93 F	Total
Rel. Hum.	3271657	40661	78.3	12.891	519							
Dry Bulb	1476133	27451	52.8	7.211	520			2.9	.4			93
Wet Bulb	1269277	25493	49.1	5.741	519							93
Dew Point	1108979	23797	45.9	5.870	519		3.0					93

USAFETAC FORM 0-26-5 (OL A) REVISED PREVIOUS EDITIONS OF THIS FORM ARE OBSOLETE

GLOBAL CLIMATOLOGY BRANCH
USAFETAC
AIR WEATHER SERVICE/MAC

PSYCHROMETRIC SUMMARY

7 2615 — STATION
FT WAINWRIGHT AAF AK — STATION NAME
77-82 — YEARS
AUG — MONTH

PAGE 1 — 0900-1100 HOURS (L. S. T.)

Temp. (F)	WET BULB TEMPERATURE DEPRESSION (F) 0	1-2	3-4	5-6	7-8	9-10	11-12	13-14	15-16	17-18	19-20	21-22	23-24	25-26	27-28	29-30	≥31	TOTAL D.B./W.B.	TOTAL Dry Bulb	TOTAL Wet Bulb	TOTAL Dew Point
88/ 83											.4							2	2		
82/ 81										.4								2	2		
80/ 79									.2									1	1		
76/ 77							.4		.4									4	4		
76/ 75						.0	2.1		.6									18	18		
74/ 73					.2	.2	1.5	1.7	.2									20	20		
72/ 71					.2	1.0	2.9	1.5	.2	.4								32	32		
70/ 69					.2	2.7	1.9	.8	.2	.2								31	31		
68/ 67					.6	2.1	1.9	.8	.6									32	32		
66/ 65			.4	1.3	4.6	.8	1.1	1.3										47	47	4	
64/ 63			.2	1.0	2.5	1.3	.8	.2										36	36	15	
62/ 61			.6	2.3	1.7	1.0	.6	.2										33	33	35	1
60/ 59			2.1	2.5	1.7		.4	.4										37	37	62	2
58/ 57		1.3	2.9	2.7	1.3	.4	.2											46	46	62	9
56/ 55		.6	2.1	2.7	.4	.2	.2											32	32	64	31
54/ 53		1.5	3.9	1.3	.4	.4												39	39	53	62
52/ 51		4.6	2.7		1.0													43	43	65	73
50/ 49		3.7	1.9	1.3	.4													38	38	67	88
48/ 47		2.1	.6		.2													15	15	48	70
46/ 45		.4	.4	.4														6	6	22	67
44/ 43		.4																2	2	11	40
42/ 41		.4																2	2	7	24
40/ 39		.2																1	1	4	21
38/ 37																					12
36/ 35																					7
34/ 33																					5
32/ 31																					7
TOTAL	15	21	7	16	6	15	6	10	0	12	5	8	7	2	3	1	0	.4		522		519
																		519		519	

Element (X)	$\Sigma X'$	ΣX	$\bar{X}$	σ_x	No. Obs.	Mean No. of Hours with Temperature ≤ 0 F	≤ 32 F	≥ 67 F	≥ 73 F	≥ 80 F	≥ 93 F	Total
Rel. Hum.	2321157	33657	64.9	16.352	519							
Dry Bulb	1970743	31771	62.9	8.431	522			25.8	8.4	.7		93
Wet Bulb	1512623	27881	53.7	5.388	519							93
Dew Point	1208907	24893	48.0	5.373	519		1.3					93

FORM AS 64 0-26-5 (OL A) REVISED PREVIOUS EDITIONS OF THIS FORM ARE OBSOLETE
USAFETAC

GLOBAL CLIMATOLOGY BRANCH
USAFETAC
AIR WEATHER SERVICE/MAC

PSYCHROMETRIC SUMMARY

7[illegible]2615	FT WAINWRIGHT AAF AK	77-8[illegible]	AUG
STATION	STATION NAME	YEARS	MONTH

PAGE 1 1200-1400 HOURS (L. S. T.)

Temp. (F)	WET BULB TEMPERATURE DEPRESSION (F) 0	1-2	3-4	5-6	7-8	9-10	11-12	13-14	15-16	17-18	19-20	21-22	23-24	25-26	27-28	29-30	≥ 31	TOTAL D.B./W.B.	TOTAL Dry Bulb	Wet Bulb	Dew Point
[illegible]/ 89												.2						1	1		
[illegible]6/ 87												.2						1	1		
[illegible]6/ 85											.[illegible]	.2						5	5		
84/ 83										.4	.4							4	4		
82/ 81								.2	.4	.6	.4							8	8		
8[illegible]/ 79								.2	1.5	1.3	.6							19	19		
78/ 77							.2	1.3	2.7	2.1	.4							35	35		
76/ 75						.4	.6	1.7	2.5	1.3								34	34		
74/ 73						1.3	.6	2.3	1.3	.2	.6							33	33		
72/ 71					.2	.8	2.1	1.9	1.5	.2	.4							37	39		
70/ 69					.8	2.5	2.1	.9	1.0	.2	.4							40	40		
68/ 67				.2	.8	2.3	2.7	1.5	.6									42	42	2	
66/ 65				.4	2.1	2.7	.8	.6	1.0									39	40	22	
64/ 63			.2	.6	1.3	1.5	1.3											26	26	33	
62/ 61			.2	1.3	1.9	1.3	.4	.6										30	30	48	1
60/ 59		.4	1.7	2.9	2.1	1.0	.4	.4	.2									47	47	73	3
58/ 57		.6	1.2	2.7	.8	.2	.6											31	31	60	19
56/ 55		.4	1.7	2.7	.2													26	26	65	22
54/ 53		2.1	1.9	.8	.6	.6												31	31	76	52
52/ 51		1.7	1.3	.2														17	17	59	72
50/ 49		1.2	.2															7	7	40	92
48/ 47		.2	.4															3	3	24	73
46/ 45		.2																1	1	11	66
44/ 43		.4																2	2	4	44
42/ 41																				2	22
40/ 39																					20
38/ 37																					6
36/ 35																					6
34/ 33																					12
32/ 31																					5
28/ 27																					1
26/ 25																					2
24/ 23																					1

Element (X)	ΣX^2	ΣX	$\bar{X}$	σ_x	No. Obs.	Mean No. of Hours with Temperature ≤ 0 F	≤ 32 F	≥ 67 F	≥ 73 F	≥ 80 F	≥ 93 F	Total
Rel. Hum.												
Dry Bulb												
Wet Bulb												
Dew Point												

USAFETAC FORM 0-26-5 (OL A) JUL 64 REVISED PREVIOUS EDITIONS OF THIS FORM ARE OBSOLETE

GLOBAL CLIMATOLOGY BRANCH
USAFETAC
AIR WEATHER SERVICE/MAC

PSYCHROMETRIC SUMMARY

7 2615 STATION | FT WAINWRIGHT AAF AK STATION NAME | 77-82 YEARS | AUG MONTH

PAGE 2 | 1200-1900 HOURS (L. S. T.)

Temp. (F)	WET BULB TEMPERATURE DEPRESSION (F) 0	1 - 2	3 - 4	5 - 6	7 - 8	9 - 10	11 - 12	13 - 14	15 - 16	17 - 18	19 - 20	21 - 22	23 - 24	25 - 26	27 - 28	29 - 30	≥ 31	TOTAL D.B./W.B.	TOTAL Dry Bulb	TOTAL Wet Bulb	TOTAL Dew Point
TOTAL		7.1	8.9	11.8	11.8	14.6	11.8	11.6	12.7	6.4	3.9	.6						519	522	519	519

Element (X)	Σ_X'	Σ_X	$\bar{X}$	σ_x	No. Obs.	Mean No. of Hours with Temperature ≤ 0 F	≤ 32 F	≥ 67 F	≥ 73 F	≥ 80 F	≥ 93 F	Total
Rel. Hum.	1690121	28241	54.4	17.209	519							
Dry Bulb	2324951	34525	66.1	8.922	522			46.5	28.9	5.3		93
Wet Bulb	1638543	29039	56.0	5.154	519			.4				93
Dew Point	1202478	29802	47.8	5.769	519		1.6					93

USAFETAC FORM AM 64 0-26-5 (OL A) REVISED PREVIOUS EDITIONS OF THIS FORM ARE OBSOLETE

GLOBAL CLIMATOLOGY BRANCH
USAFETAC
AIR WEATHER SERVICE/MAC

PSYCHROMETRIC SUMMARY

7 2615 — STATION
FT WAINWRIGHT AAF AK — STATION NAME
77-82 — YEARS
AUG — MONTH

1500-1700 — HOURS (L. S. T.)

Temp. (F)	WET BULB TEMPERATURE DEPRESSION (F)																		TOTAL D.B./W.B.	TOTAL		
	0	1 - 2	3 - 4	5 - 6	7 - 8	9 - 10	11 - 12	13 - 14	15 - 16	17 - 18	19 - 20	21 - 22	23 - 24	25 - 26	27 - 28	29 - 30	≥ 31		Dry Bulb	Wet Bulb	Dew Point
88/ 87											.2							1	1		
86/ 85											.6							3	3		
84/ 83									.2	.8	1.0	1.0						15	15		
82/ 81								.2	.6	1.2	.6	.4						15	15		
80/ 79								.2	1.2	1.4	.6							19	19		
78/ 77							.2	1.0	1.9	1.9	.8							30	30		
76/ 75						.6	.4	.8	1.9	.4	.4							23	23		
74/ 73						.8	1.5	2.9	2.1	.4	.2	.2						45	45		
72/ 71						1.7	1.5	4.2	1.7	.8	.2	.4						55	55		
70/ 69				.2	.8	1.7	2.1	2.5	1.3		.2							46	46		
68/ 67				.2	.8	1.9	1.9	1.5	1.3	.4								42	42	4	
66/ 65		.2	.2		1.3	1.3	1.2	.8	.2									27	27	23	
64/ 63			.2	1.7		2.3	.9	.6										29	29	35	
62/ 61		.2	.4	1.3	1.2	1.9	.2	.4	.6									32	32	56	1
60/ 59		.4	1.0	1.9	2.3	1.0		.4										36	36	68	7
58/ 57		.6	.4	2.1	1.1		.4											23	23	71	15
56/ 55			1.5	2.5	.6	.2	.2											26	26	58	36
54/ 53		1.5	1.7	1.0	.4	.4												26	26	60	52
52/ 51		1.3	.6			.2												11	11	69	34
50/ 49		1.7																9	9	40	67
48/ 47		.2	.6															4	4	18	79
46/ 45		.4																2	2	10	75
44/ 43																				7	43
42/ 41																					28
40/ 39																					13
38/ 37																					3
36/ 35																					1
34/ 33																					4
32/ 31																					1
30/ 29																					1
28/ 27																					2
26/ 25																					1
TOTAL		6.6	6.6	11.0	8.3	14.1	10.4	15.4	13.1	7.3	5.4	1.9						519	519	519	519

Element (X)	$\Sigma x'$	Σx	$\bar{X}$	σ_x	No. Obs.	Mean No. of Hours with Temperature						
						≤ 0 F	≤ 32 F	≥ 67 F	≥ 73 F	≥ 80 F	≥ 93 F	Total
Rel. Hum.	1554294	76960	51.9	17.233	519							
Dry Bulb	2381280	34848	67.1	8.943	519			52.7	27.1	7.2		93
Wet Bulb	1652128	29160	56.2	5.157	519			.7				93
Dew Point	1185311	24601	47.4	6.089	519		3.0					93

USAFETAC FORM AIR 64 0-26-5 (OL A) REVISED PREVIOUS EDITIONS OF THIS FORM ARE OBSOLETE

GLOBAL CLIMATOLOGY BRANCH
USAFETAC
AIR WEATHER SERVICE/MAC

PSYCHROMETRIC SUMMARY

7 2515 — STATION
FT WAINWRIGHT AAF AK — STATION NAME
77-82 — YEARS
AU — MONTH

PAGE 1 — 1800-2000 HOURS (L.S.T.)

Temp. (F)	WET BULB TEMPERATURE DEPRESSION (F)																					TOTAL D.B./W.B.	TOTAL Dry Bulb	TOTAL Wet Bulb	TOTAL Dew Point
	0	1-2	3-4	5-6	7-8	9-10	11-12	13-14	15-16	17-18	19-20	21-22	23-24	25-26	27-28	29-30	≥ 31								
86/ 85											.2							1	1		
84/ 83												.4						2	2		
82/ 81										.4		.2						3	3		
80/ 79								.2	1.2	.4	.2							10	10		
78/ 77								1.2	.8	.8								14	14		
76/ 75						.2	.2	1.5	1.0	.2								19	19		
74/ 73						.6	1.2	1.9	1.2	.8								29	29		
72/ 71					.4	.5	1.5	1.4	1.2	.2								26	28		
70/ 69				.2	1.4	2.3	1.7	1.9	1.0									44	44		
68/ 67			.2	.2	2.5	2.7	1.2	1.9	.6									48	48	1	
66/ 65		.2		1.0	2.5	2.1	1.5	1.0	.6									46	46	6	
64/ 63			.4	1.6	1.5	1.0	1.2	.8										29	29	21	
62/ 61		.4	.2	2.3	1.0	1.0	.4	.2										28	28	40	2
60/ 59			1.4	2.5	3.1	.6		.6										42	42	63	8
58/ 57		1.2	1.2	2.9	2.5	.2	.6											44	44	54	15
56/ 55		.8	1.9	3.3	.8	.2	1.2											42	42	67	36
54/ 53		1.5	2.5	1.4	.4	.2												31	31	64	55
52/ 51	.2	1.9	1.7	1.2		.4												28	28	65	61
50/ 49		1.9	1.2		.2													17	17	62	56
48/ 47	.4	.6	.2	.2	.2													8	8	31	76
46/ 45		.6			.2													4	4	21	70
44/ 43		.2																1	1	8	45
42/ 41																				4	39
40/ 39																					21
38/ 37																				1	4
36/ 35																					9
34/ 33																					8
32/ 31																					12
30/ 29																					1
TOTAL	.6	9.3	10.8	16.0	16.6	12.2	11.0	12.5	7.3	2.7	.4	.6							518		518
																		518		519	

Element (X)	$\Sigma x'$	Σx	$\bar{x}$	σ_x	No. Obs.	Mean No. of Hours with Temperature						
						≤ 0 F	≤ 32 F	≤ 67 F	≥ 73 F	≥ 80 F	≥ 93 F	Total
Rel. Hum.	1972708	30759	59.9	16.879	518							
Dry Bulb	2104066	32724	63.2	8.433	518			35.5	14.0	2.2		93
Wet Bulb	1560772	28300	54.6	5.329	518			.2				93
Dew Point	1194044	29676	47.6	5.990	518		2.3					93

FORM AM 64 0-26-5 (OL A) REVISED PREVIOUS EDITIONS OF THIS FORM ARE OBSOLETE
USAFETAC

GLOBAL CLIMATOLOGY BRANCH
USAFETAC
AIR WEATHER SERVICE/MAC

PSYCHROMETRIC SUMMARY

7 2615 STATION — FT WAINWRIGHT AAF AK STATION NAME — 77-82 YEARS — ALL MONTH

ALL HOURS (L. S. T.)

Temp. (F)	WET BULB TEMPERATURE DEPRESSION (F) 0	1-2	3-4	5-6	7-8	9-10	11-12	13-14	15-16	17-18	19-20	21-22	23-24	25-26	27-28	29-30	≥31	TOTAL D.B./W.B.	TOTAL Dry Bulb	TOTAL Wet Bulb	TOTAL Dew Point
/ 99												.0						1	1		
98/ 97											.0	.0						2	2		
96/ 95											.0	.0						9	9		
94/ 93									.0	.2	.3	.3						23	23		
92/ 91							.1	.2	.5	.2	.1							28	29		
90/ 89							.1	.8	.6	.3								49	49		
88/ 87						.1	.7	1.1	.9	.7								83	83		
86/ 85						.2	.5	1.2	1.1	.4	.1							95	95		
84/ 83					.0	.5	.9	1.7	.9	.3	.3	.0						128	128		
82/ 81					.1	.9	1.6	1.7	.9	.3	.1	.1						156	158		
80/ 79				.1	.6	1.8	1.6	1.1	.7	.1	.1							164	167		
78/ 77			.0	.1	.9	1.8	1.5	1.1	.6	.1								171	171	7	
76/ 75		.1	.1	.6	.7	1.4	.9	.6	.3									173	174	55	
74/ 73		.0	.3	1.2	1.2	1.3	.8	.3										139	139	119	
72/ 71		.2	.6	1.7	1.5	1.1	.3	.3	.1									161	161	186	5
70/ 69		.1	1.7	2.2	2.0	.7	.1	.3	.0									198	199	281	23
68/ 67		1.3	1.5	2.3	1.4	.7	.3											193	193	277	63
66/ 65		.9	2.4	2.5	.5	.1	.3											185	185	303	155
64/ 63	.0	2.3	3.0	1.2	.4	.3												201	201	321	257
62/ 61	.1	1.3	2.3	.4	.3	.1												182	182	332	294
60/ 59	.1	3.6	1.4	.5	.1													162	162	332	409
58/ 57	.1	2.6	.5	.1	.1													96	96	219	420
56/ 55	.1	1.2	.4	.2	.0													55	55	143	381
54/ 53		1.0	.3	.0														38	36	67	246
52/ 51		.7	.2	.1														27	27	45	176
50/ 49	.2	.4	.1															20	20	36	110
48/ 47	.1	.5	.0															18	18	23	50
46/ 45		.3																7	7	16	64
44/ 43		.0																1	1	6	44
42/ 41		.1																2	2	1	55
40/ 39																				1	6
38/ 37																					5
36/ 35																					3
34/ 33																					1

Element (X)	$\Sigma X'$	ΣX	$\bar{X}$	σ_x	No. Obs.	Mean No. of Hours with Temperature ≤ 0 F	≤ 32 F	≤ 67 F	≤ 73 F	≤ 80 F	≤ 93 F	Total
Rel. Hum.												
Dry Bulb												
Wet Bulb												
Dew Point												

USAFETAC FORM 0-26-5 (OL A) JUL 64 REVISED PREVIOUS EDITIONS OF THIS FORM ARE OBSOLETE

2

GLOBAL CLIMATOLOGY BRANCH
USAFETAC
AIR WEATHER SERVICE/MAC

PSYCHROMETRIC SUMMARY

STATION	STATION NAME	YEARS	MONTH
7[illegible]2615	FT WAINWRIGHT AAF AK	77-8[illegible]	[illegible]

PAGE [illegible] ALL HOURS (L. S. T.)

Temp. (F)	WET BULB TEMPERATURE DEPRESSION (F) 0	1-2	3-4	5-6	7-8	9-10	11-12	13-14	15-16	17-18	19-20	21-22	23-24	25-26	27-28	29-30	≥31	TOTAL D.B./W.B.	TOTAL Dry Bulb	TOTAL Wet Bulb	TOTAL Dew Point
TOTAL	.7	18.7	15.1	13.3	11.5	1[illegible].4	3.9	9.1	6.6	3.3	1.[illegible]	.6						2767	2774	2767	2767

Element (X)	ΣX^2	ΣX	$\bar{X}$	σ_x	No. Obs.	Mean No. of Hours with Temperature ≤0 F	≤32 F	≥67 F	≥73 F	≥80 F	≥93 F	Total
Rel. Hum.	12088366	175052	63.3	19.145	2767							
Dry Bulb	10676636	169767	61.2	10.189	2774		.5	245.1	112.1	23.1		744
Wet Bulb	8015007	147931	53.5	6.197	2767		.5	1.9				744
Dew Point	6248939	130469	47.2	5.925	2767		18.8					744

USAFETAC FORM 0-26-5 (OL A) REVISED PREVIOUS EDITIONS OF THIS FORM ARE OBSOLETE

GLOBAL CLIMATOLOGY BRANCH
USAFETAC
AIR WEATHER SERVICE/MAC

PSYCHROMETRIC SUMMARY

7 2815 — STATION
FT WAINWRIGHT AAF AK — STATION NAME
77-80 — YEARS
FEB — MONTH
PART I
0300-0500 — HOURS (L.S.T.)

Temp. (F)	WET BULB TEMPERATURE DEPRESSION (F) 0	1-2	3-4	5-6	7-8	9-10	11-12	13-14	15-16	17-18	19-20	21-22	23-24	25-26	27-28	29-30	≥31	TOTAL D.B./W.B.	TOTAL Dry Bulb	TOTAL Wet Bulb	TOTAL Dew Point
57					.6													1	1		
53					.6													1	1		
51		.6	.6	.6														3	3		
49		1.9	.6	.6														5	5	5	3
47		1.2	1.2	.6														5	5	5	3
45	1.9	6.2	1.9	2.5														20	20	11	9
43	1.2	3.7	2.5	.6														13	13	13	7
41	1.9	6.8	2.5	1.2														20	20	17	15
39	2.5	8.1	2.5															21	21	27	17
37	1.9	6.2	.6	.6														15	15	12	19
35	1.2	4.3	1.9															12	12	20	11
33	1.2	7.5	.6															15	15	15	17
31	1.9	6.2	1.9															16	16	15	23
29	1.9	1.9																6	6	11	14
27	.6	1.9																4	4	6	10
25		.6																1	1	3	5
23		1.9																3	3	4	2
21																					3
19																					0
17																					1
TOTAL	16.1	59.0	16.8	6.8	1.2													161		161	

Element (X)	$\Sigma X'$	ΣX	$\bar{X}$	σ_x	No. Obs.	Mean No. of Hours with Temperature ≤ 0 F	≤ 32 F	≤ 67 F	≤ 73 F	≤ 80 F	≤ 93 F	Total
Rel. Hum.	1152202	13702	85.1	11.204	161							
Dry Bulb	749403	6253	38.8	6.396	161		16.8					90
Wet Bulb	226704	5966	37.1	5.931	161		21.8					90
Dew Point	199254	5562	34.5	6.664	161		35.8					90

USAFETAC FORM 0-26-5 (OL A) REVISED PREVIOUS EDITIONS OF THIS FORM ARE OBSOLETE

2

GLOBAL CLIMATOLOGY BRANCH
USAFETAC
AIR WEATHER SERVICE/MAC

PSYCHROMETRIC SUMMARY

7 [illegible] FT WAINWRIGHT AAF AK 77-82 SEP
STATION STATION NAME YEARS MONTH

PAGE 1 [illegible]
HOURS (L.S.T.)

Temp (F)	0	1-2	3-4	5-6	7-8	9-10	11-12	13-14	15-16	17-18	19-20	21-22	23-24	25-26	27-28	29-30	≥31	TOTAL D.B.-W.B.	TOTAL Dry Bulb	TOTAL Wet Bulb	TOTAL Dew Point
[illegible]/57						.5												3	3		
52/55			.2		.2													2	2		
[illegible]/53			.6	.4	.2	.4												8	8		
[illegible]/51		.8	.5	.4	.4													12	12	1	
[illegible]/49		1.9	2.1	1.4	.2													27	27	10	[illegible]
4[illegible]/47		3.5	2.1	.6	.2													31	31	24	[illegible]
4[illegible]/45	.6	5.4	3.1	1.4	.2													52	52	37	[illegible]
44/43	.2	7.2	2.3	.4	.2													50	50	52	33
[illegible]/41	.2	8.1	5.0	1.0														69	69	[illegible]	32
[illegible]/39	1.2	6.0	2.9	.2	.2													51	51	74	67
[illegible]/37	1.9	3.9	1.7															36	36	6[illegible]	[illegible]3
36/35	.6	6.4	2.1															44	44	37	35
[illegible]/33	1.0	2.7	.6															21	21	42	47
[illegible]/31	2.3	6.2	1.4															48	48	33	75
[illegible]/29	1.1	1.2	.4															13	13	33	32
[illegible]/27		1.9	.2															10	10	16	21
[illegible]/25		1.1																5	5	1[illegible]	17
24/23		.2																1	1	4	6
[illegible]/21		.2																1	1	1	12
[illegible]/19																					[illegible]
1[illegible]/17																					[illegible]
TOTAL	9.1	56.6	25.4	6.[illegible]	1.9	1.0													484		484
																		484		484	

Element (X)	$\Sigma X'$	ΣX	$\bar{X}$	σ_x	No. Obs.	Mean No. of Hours with Temperature ≤0 F	≤32 F	≥67 F	≥73 F	≥80 F	≥93 F	Total
Rel Hum	33692[illegible]5	39989	82.6	11.622	484							
Dry Bulb	6[illegible]5362	19484	40.3	6.595	484		14.5					90
Wet Bulb	717989	18417	38.1	5.966	484		19.[illegible]					90
Dew Point	618867	17011	35.1	6.592	484		32.7					90

USAFETAC FORM AR 64 0-26-5 (OL A) REVISED PREVIOUS EDITIONS OF THIS FORM ARE OBSOLETE

2

GLOBAL CLIMATOLOGY BRANCH
USAFETAC
AIR WEATHER SERVICE/MAC

PSYCHROMETRIC SUMMARY

7 [illegible] 15 FT FAIRBANKS AAF AK 77-8[illegible] [illegible]
STATION STATION NAME YEARS MONTH

PAGE 1 [illegible]-11
HOURS (L S T)

Temp. (F)	WET BULB TEMPERATURE DEPRESSION (F) 0	1-2	3-4	5-6	7-8	9-10	11-12	13-14	15-16	17-18	19-20	21-22	23-24	25-26	27-28	29-30	≥31	TOTAL D.B.-W.B.	TOTAL Dry Bulb	TOTAL Wet Bulb	TOTAL Dew Point
[illegible] / 59							[illegible]											1	1		
[illegible] / 67						[illegible]												1	1		
[illegible] / 65					[illegible]			[illegible]										2	[illegible]		
[illegible] / 63					[illegible]	[illegible]	[illegible]	[illegible]										7	7		
[illegible] / 61				[illegible]	[illegible]	[illegible]	[illegible]											9	9		
[illegible] / 59				[illegible]	[illegible]	[illegible]	[illegible]	[illegible]	[illegible]									16	16		
[illegible] / 57			[illegible]	[illegible]	[illegible]	[illegible]	[illegible]											24	24	4	
[illegible] / 55			[illegible]	[illegible]	[illegible]	[illegible]	[illegible]											29	29	[illegible]	
[illegible] / 53		[illegible]	[illegible]	[illegible]	[illegible]	[illegible]												34	34	14	
[illegible] / 51		[illegible]	[illegible]	[illegible]	[illegible]	[illegible]	[illegible]											38	38	18	
[illegible] / 49		[illegible]	[illegible]	[illegible]	[illegible]	[illegible]												52	52	42	
[illegible] / 47		[illegible]	[illegible]	[illegible]	[illegible]													44	44	[illegible]	[illegible]
[illegible] / 45	[illegible]	[illegible]	[illegible]	[illegible]	[illegible]													[illegible]	[illegible]	[illegible]	[illegible]
[illegible] / 43		[illegible]	[illegible]	[illegible]	[illegible]													34	34	[illegible]	[illegible]
[illegible] / 41		[illegible]	[illegible]	[illegible]														[illegible]	[illegible]	[illegible]	[illegible]
[illegible] / 39	[illegible]	[illegible]	[illegible]	[illegible]	[illegible]	[illegible]												28	28	[illegible]	[illegible]
[illegible] / 37	[illegible]	[illegible]	[illegible]	[illegible]														27	27	[illegible]	[illegible]
[illegible] / 35		[illegible]	[illegible]	[illegible]														20	20	[illegible]	[illegible]
[illegible] / 33	[illegible]	[illegible]	[illegible]	[illegible]														[illegible]	[illegible]	[illegible]	[illegible]
[illegible] / 31	[illegible]	[illegible]	[illegible]															7	7	[illegible]	[illegible]
[illegible] / 29	[illegible]	[illegible]																4	4	[illegible]	[illegible]
[illegible] / 27																				4	[illegible]
[illegible] / 25																					[illegible]
[illegible] / 23																					[illegible]
[illegible] / 21																					[illegible]
[illegible] / 19																					[illegible]
[illegible] / 17																					[illegible]
[illegible] / 15																					[illegible]
TOTAL	1.4	28.1	23.1	20.0	11.2	6.4	[illegible]	1.0										[illegible]	[illegible]	[illegible]	484
																		484		484	

Element (X)	$\Sigma_{X'}$	Σ_X	$\bar{X}$	σ_x	No. Obs.	Mean No. of Hours with Temperature ≤ 0 F	≤ 32 F	≤ 67 F	≥ 73 F	≥ 80 F	≥ 93 F	Total
Rel. Hum.	2522454	34188	70.6	14.923	484							
Dry Bulb	1104286	22906	47.1	7.938	484		2.0	.4				90
Wet Bulb	897022	20618	42.6	6.224	484		7.3					90
Dew Point	699839	18117	37.4	6.701	484		23.1					90

USAFETAC FORM 0-26-5 (OL-A) REVISED PREVIOUS EDITIONS OF THIS FORM ARE OBSOLETE

2

GLOBAL CLIMATOLOGY BRANCH
USAFETAC
AIR WEATHER SERVICE/MAC

PSYCHROMETRIC SUMMARY

7 2615 — STATION
EIELSON AAF AK — STATION NAME
77-82 — YEARS
— MONTH

PAGE 1 — HOURS (L. S. T.)

Temp. (F)	WET BULB TEMPERATURE DEPRESSION (F) 0	1-2	3-4	5-6	7-8	9-10	11-12	13-14	15-16	17-18	19-20	21-22	23-24	25-26	27-28	29-30	≥31	TOTAL D.B./W.B.	TOTAL Dry Bulb	TOTAL Wet Bulb	TOTAL Dew Point
74/ 73									.4									2	2		
72/ 71							.4											4	2		
70/ 69						.4	.4	.6	.6	.2								12	12		
68/ 67						.6	.4	.6	.6									11	11		
66/ 65					.2	.2	.6	1.7										13	13		
64/ 63					.4	.8	.8	.3	1.0									14	10		
62/ 61					.6	1.7	1.7	1.9	.2									29	29	1	
60/ 59				.2	1.7	3.1	2.3	1.0	.2									41	41	5	
58/ 57			.4	.3	2.5	2.3	1.3	.4										37	37	9	
56/ 55		.6	.6	2.5	1.7	2.9	.4											42	42	3	
54/ 53			1.9	2.7	2.6	1.7												42	42	7	3
52/ 51		1.4	1.7	1.2	2.5	.4												35	35	27	11
50/ 49		.8	3.3	1.7	2.5	.2												41	41	76	6
48/ 47		.6	.3	1.9	1.3	.4												23	23	68	27
46/ 45		1.4	2.9	1.7	.2	.2												31	31	91	40
44/ 43		1.2	1.5	.4	.2	.4												16	16	42	9
42/ 41		1.7	2.5	1.4	.6	.2												31	31	45	30
40/ 39		.6	3.1	.6														23	23	24	54
38/ 37		.3	1.7	1.9														21	21	26	49
36/ 35		1.0	.8	.2														10	10	24	22
34/ 33		.2																1	1	14	56
32/ 31																				12	24
30/ 29																					12
28/ 27																					14
26/ 25																					5
24/ 23																					3
22/ 21																					3
20/ 19																					2
18/ 17																					1
TOTAL	10.8	20.7	17.4	16.8	15.7	8.1	7.2	3.1	.2									483		483	
																			483		483

Element (X)	$\Sigma X'$	ΣX	$\bar{X}$	σ_x	No. Obs.	Mean No. of Hours with Temperature ≤ 0 F	≤ 32 F	≤ 67 F	≥ 73 F	≥ 80 F	≥ 93 F	Total
Rel. Hum.	1866970	29020	60.1	15.998	483							
Dry Bulb	1264916	25324	52.4	6.781	483			5.0	.4			90
Wet Bulb	1016428	21948	45.4	6.290	483		2.2					90
Dew Point	717791	18335	38.0	6.722	483		18.4					90

USAFETAC FORM 0-26 5 (OL A) REVISED PREVIOUS EDITIONS OF THIS FORM ARE OBSOLETE

GLOBAL CLIMATOLOGY BRANCH
USAFETAC
AIR WEATHER SERVICE/MAC

PSYCHROMETRIC SUMMARY

7 2615 — STATION
FT WAINWRIGHT AAF AK — STATION NAME
77-80 — YEARS
SEP — MONTH

PAGE 1
1500-1700 — HOURS (L. S. T.)

Temp. (F)	WET BULB TEMPERATURE DEPRESSION (F) 0	1-2	3-4	5-6	7-8	9-10	11-12	13-14	15-16	17-18	19-20	21-22	23-24	25-26	27-28	29-30	≥31	TOTAL D.B./W.B.	TOTAL Dry Bulb	TOTAL Wet Bulb	TOTAL Dew Point
≥ / 71							.2	.2										2	2		
70/ 69						.6	.4	1.4	1.0									17	17		
68/ 67						.6	.4	.4	.4	.4								11	11		
66/ 65						.2	.8	.8	.4	.2								12	12		
64/ 63					.2	2.9	1.2	1.8	.8	.4								36	36		
62/ 61					1.2	2.3	2.3	1.0										33	33		
60/ 59				.8	1.2	3.3	2.5	.8	.2									43	43	5	
58/ 57			.6	1.2	.8	1.9	.8	.8										30	30	6	
56/ 55		.4	.6	1.4	.8	2.3	.8											31	31	13	
54/ 53		.8	3.3	2.5	.8	1.2												42	42	29	5
52/ 51		.4	1.9	1.4	2.7	.6												34	34	50	8
50/ 49			2.1	1.9	.8	.2												24	24	73	10
48/ 47		1.0	2.1	2.7	2.1	.2												39	39	72	20
46/ 45		1.0	1.2	1.2	.4	.4												21	21	47	49
44/ 43		1.4	1.4	.8		.2												19	19	46	54
42/ 41		1.2	2.5	1.9	.6	.2												31	31	37	34
40/ 39	.2	.6	3.1	.8	.6													26	26	31	46
38/ 37		1.2	1.4	2.3														24	24	22	51
36/ 35		.2	1.4															5	4	27	59
34/ 33																				16	34
32/ 31																				17	49
30/ 29																					24
28/ 27																					10
26/ 25																					9
24/ 23																					7
22/ 21																					11
20/ 19																					3
18/ 17																					1
TOTAL	.2	8.5	21.7	19.0	12.4	17.2	9.5	7.9	2.9	1.0								483		483	483

Element (X)	ΣX^2	ΣX	$\bar{X}$	σ_x	No. Obs.	Mean No. of Hours with Temperature ≤ 0 F	≤ 32 F	≤ 67 F	≤ 73 F	≤ 80 F	≤ 93 F	Total
Rel. Hum.	1634953	28487	59.0	16.092	483							
Dry Bulb	1396378	25502	52.8	9.098	483			5.6				90
Wet Bulb	1022924	22004	45.6	6.520	483		3.2					90
Dew Point	712899	18243	37.8	7.035	483		21.2					90

USAFETAC FORM 0-26-5 (OL A) REVISED PREVIOUS EDITIONS OF THIS FORM ARE OBSOLETE

GLOBAL CLIMATOLOGY BRANCH
USAFETAC
AIR WEATHER SERVICE/MAC

PSYCHROMETRIC SUMMARY

7 [illegible] 15 | FT WAINWRIGHT AAF AK | 77-82 | SEP
STATION | STATION NAME | YEARS | MONTH

PAGE 1 | 1800-2000 HOURS (L. S. T.)

Temp. (F)	WET BULB TEMPERATURE DEPRESSION (F) 0	1 - 2	3 - 4	5 - 6	7 - 8	9 - 10	11 - 12	13 - 14	15 - 16	17 - 18	19 - 20	21 - 22	23 - 24	25 - 26	27 - 28	29 - 30	≥ 31	TOTAL D.B./W.B.	TOTAL Dry Bulb	TOTAL Wet Bulb	TOTAL Dew Point
[illegible] / 67					.2			.2										2	2		
[illegible] / 65					.4	.4	.2		.2									6	6		
[illegible] / 63				.2		.4		.2										4	4		
[illegible] / 61			.2	.2	1.[illegible]	.4	.4											11	11		
[illegible] / 59				.2	1.4	1.[illegible]	1.[illegible]	.4										22	22	2	
[illegible] / 57			.4	1.0	1.0	2.5	.6	.2										28	28	3	
[illegible] / 55		.2	.6	1.[illegible]	2.1	1.4	.4											32	32	5	1
54/ 53		1.4	1.2	1.7	1.9	1.2												36	36	14	7
[illegible] / 51		1.0	3.5	1.[illegible]	1.[illegible]	.6	.[illegible]											40	40	26	5
[illegible] / 49	.2	1.9	4.3	1.2	1.[illegible]													46	46	41	11
[illegible] / 47		2.7	2.1	2.5	.[illegible]	.2												40	40	69	16
45/ 45		1.7	2.3	2.7	.6													36	36	59	42
[illegible] / 43		3.1	3.7	2.1	.2													44	44	36	50
42/ 41		2.7	1.2	2.7														32	32	51	57
[illegible] / [illegible]	.2	2.5	2.9															27	27	42	44
38/ 37		2.9	1.9		.4													25	25	39	46
[illegible] / 35	.8	1.4	2.1	.6														24	24	40	57
34/ 33		1.4	1.7	.4														17	17	16	35
[illegible] / 31		1.[illegible]	.[illegible]		.2													10	10	16	51
28/ 29	.2																	1	1	16	33
[illegible] / 27																				3	20
[illegible] / 25																				1	11
[illegible] / 23																					1
22/ 21																					6
[illegible] / 19																					8
18/ 17																					1
[illegible] / 7																					1
TOTAL	1.4	24.0	29.0	19.3	13.9	8.3	2.9	1.2	.2										483		483
																	483				

Element (X)	$\Sigma x'$	Σx	$\bar{x}$	σ_x	No. Obs.	Mean No. of Hours with Temperature ≤ 0 F	≤ 32 F	≤ 67 F	≤ 73 F	≤ 80 F	≤ 93 F	Total
Rel. Hum.	242,541	33813	69.2	15.087	483							
Dry Bulb	1124172	22968	47.6	8.135	483		2.0	.4				90
Wet Bulb	905036	20669	42.8	6.597	483		7.1					90
Dew Point	696931	18007	37.3	7.288	483		29.6					90

USAFETAC FORM AS 44 0 26 5 (OL A) REVISED PREVIOUS EDITIONS OF THIS FORM ARE OBSOLETE

GLOBAL CLIMATOLOGY BRANCH
USAFETAC
AIR WEATHER SERVICE/MAC

PSYCHROMETRIC SUMMARY

7 2615 — STATION
FT WAINWRIGHT AAF AK — STATION NAME
78 — YEARS
SEP — MONTH

PAGE 1
2100-2300 — HOURS (L. S. T.)

Temp. (F)	WET BULB TEMPERATURE DEPRESSION (F) 0	1 - 2	3 - 4	5 - 6	7 - 8	9 - 10	11 - 12	13 - 14	15 - 16	17 - 18	19 - 20	21 - 22	23 - 24	25 - 26	27 - 28	29 - 30	≥ 31	TOTAL D.B./W.B.	TOTAL Dry Bulb	TOTAL Wet Bulb	TOTAL Dew Point
59/ 59					•													1	1		
52/ 51																				1	
46/ 45																					1
TOTAL					•														1		1
																		1		1	

Element (X)	$\Sigma_{X'}$	Σ_X	$\bar{X}$	σ_x	No. Obs.	Mean No. of Hours with Temperature ≤ 0 F	≤ 32 F	≤ 67 F	≤ 73 F	≤ 80 F	≤ 93 F	Total
Rel. Hum.	3247	57	57.0		1							
Dry Bulb	3600	60	60.0		1							90
Wet Bulb	2704	52	52.1		1							90
Dew Point	2025	45	45.0		1							90

USAFETAC FORM AM 64 0-26-5 (OL A) REVISED PREVIOUS EDITIONS OF THIS FORM ARE OBSOLETE

GLOBAL CLIMATOLOGY BRANCH
USAFETAC
AIR WEATHER SERVICE/MAC

PSYCHROMETRIC SUMMARY

7 2615 — STATION
FT WAINWRIGHT AAF AK — STATION NAME
77-82 — YEARS
SEP — MONTH

ALL — HOURS (L. S. T.)

Temp. (F)	WET BULB TEMPERATURE DEPRESSION (F) 0	1-2	3-4	5-6	7-8	9-10	11-12	13-14	15-16	17-18	19-20	21-22	23-24	25-26	27-28	29-30	≥31	TOTAL D.B./W.B.	TOTAL Dry Bulb	TOTAL Wet Bulb	TOTAL Dew Point
74/ 73									.1									2	2		
72/ 71							.1	.3										4	4		
70/ 69						.2	.2	.4	.3	.0								10	30		
68/ 67					.0	.3	.2	.2	.2	.1								25	25		
66/ 65					.2	.2	.3	.5	.1	.0								33	33		
64/ 63				.0	.2	.8	.5	.7	.3	.1								67	67		
62/ 61			.0	.1	.6	.9	1.0	.5	.0									82	82	1	
60/ 59				.3	1.0	1.6	1.2	.5	.1									123	123	12	
58/ 57			.4	.7	1.0	1.7	.7	.3										123	123	24	
56/ 55		.2	.5	1.5	1.2	1.5	.3											136	136	28	1
54/ 53		.6	1.7	1.9	1.2	1.0												163	163	99	19
52/ 51		.8	2.1	1.2	1.7	.3	.1											162	162	135	34
50/ 49	.3	1.2	3.0	1.7	1.4	.2												195	195	246	87
48/ 47		2.3	1.9	1.8	.9	.2												182	182	246	97
46/ 45	.3	3.2	2.6	2.1	.4	.1												223	223	264	195
44/ 43	.1	3.3	2.1	1.0	.2	.1												176	176	251	258
42/ 41	.2	3.4	2.5	1.6	.2	.1												205	205	257	303
40/ 39	.5	2.6	2.9	.4	.2	.0												176	176	233	261
38/ 37	.5	2.5	1.7	1.0	.1													148	148	193	261
36/ 35	.3	2.3	1.6	.3														118	118	177	255
34/ 33	.3	1.8	.7	.2														76	76	131	237
32/ 31	.6	1.9	.6		.1													81	81	116	319
30/ 29	.4	.5	.1															24	24	72	133
28/ 27	.4	.5	.2															14	14	29	89
26/ 25		.2																6	6	14	56
24/ 23		.2																4	4	8	28
22/ 21		.0																1	1	1	46
20/ 19																					31
18/ 17																					13
16/ 15																					1
14/ 7																					1
TOTAL	3.3	27.7	24.5	15.7	10.6	9.1	4.5	3.1	1.2	.2									2579		2579
																		2579		2579	

Element (X)	$\Sigma X'$	ΣX	$\bar{X}$	σ_x	No. Obs.	Mean No. of Hours with Temperature ≤ 0 F	≤ 32 F	≤ 67 F	≤ 73 F	≤ 80 F	≤ 93 F	Total
Rel. Hum.	13173644	178856	69.4	17.280	2579							
Dry Bulb	6036037	122397	47.5	9.429	2579		36.3	17.0	.6			720
Wet Bulb	4788787	109669	42.5	6.970	2579		67.6					720
Dew Point	3647606	95320	37.0	6.951	2579		197.9					720

FORM 0-26-5 (OL A) REVISED PREVIOUS EDITIONS OF THIS FORM ARE OBSOLETE
USAFETAC

GLOBAL CLIMATOLOGY BRANCH
USAFETAC
AIR WEATHER SERVICE/MAC

PSYCHROMETRIC SUMMARY

7 2615 STATION — FT WAINWRIGHT AAF AK STATION NAME — 77-82 YEARS — OCT MONTH

PAGE 1 — 0300-0500 HOURS (L. S. T.)

Temp. (F)	WET BULB TEMPERATURE DEPRESSION (F) 0	1-2	3-4	5-6	7	8	9-10	11-12	13-14	15-16	17-18	19-20	21-22	23-24	25-26	27-28	29-30	≥31	TOTAL D.B./W.B.	TOTAL Dry Bulb	TOTAL Wet Bulb	TOTAL Dew Point
46 / 45		.6																	1	1		
44 / 43				1.8			.6												4	4	1	
42 / 41			.6	.6															2	2		1
40 / 39	.6		1.2	.6															4	4	1	1
38 / 37		.6	.6	1.2															4	4	5	
36 / 35		1.2	.6																3	3	3	
34 / 33		6.0	1.2																10	10	11	4
32 / 31	4.3	8.4	1.2																24	24	2	15
30 / 29	2.4	3.6	1.2	.6															13	13	15	14
28 / 27	1.8	5.4	1.8																15	15	11	11
26 / 25	1.2	6.6																	13	13	16	13
24 / 23		4.8																	8	8	10	8
22 / 21	4.3	4.2																	15	15	16	9
20 / 19	3.6	4.8																	14	14	12	27
18 / 17	.6	1.8																	4	4	6	13
16 / 15	1.2	2.4																	6	6	6	9
14 / 13		2.4																	4	4	3	9
12 / 11	.6		.6																2	2	5	6
10 / 9	.6																		1	1	1	7
8 / 7	.6																		1	1	2	2
6 / 5																						1
4 / 3	1.8	1.2																	5	5	5	
2 / 1	.6	1.8																	4	4	3	1
0 / -1		.6																	1	1	1	3
-2 / -3	.6																		1	1	2	1
-4 / -5	1.8																		3	3	3	
-6 / -7	.6																		1	1	1	3
-8 / -9																						2
-10 / -11																						4
-12 / -13																						1
-14 / -15																						
-16 / -17	.6																		1	1	1	1
-18 / -21	.6																		1	1	1	
-34 / -35																						1
-36 / -39																						1

Element (X)	Σ_X'	Σ_X	$\bar{X}$	σ_x	No. Obs.	Mean No. of Hours with Temperature ≤ 0 F	≤ 32 F	≤ 67 F	≤ 73 F	≥ 80 F	≥ 93 F	Total
Rel. Hum.												
Dry Bulb												
Wet Bulb												
Dew Point												

USAFETAC FORM 0-26 5 (OL A) REVISED PREVIOUS EDITIONS OF THIS FORM ARE OBSOLETE

GLOBAL CLIMATOLOGY BRANCH
USAFETAC
AIR WEATHER SERVICE/MAC

PSYCHROMETRIC SUMMARY

7 2615 — STATION
FT WAINWRIGHT AAF AK — STATION NAME
77-8? — YEARS
OCT — MONTH

PAGE ? 0300-0500 — HOURS (L. S. T.)

Temp. (F)	WET BULB TEMPERATURE DEPRESSION (F)																			TOTAL D.B./W.B.	TOTAL Dry Bulb	TOTAL Wet Bulb	TOTAL Dew Point
	0	1 - 2	3 - 4	5 - 6	7 - 8	9 - 10	11 - 12	13 - 14	15 - 16	17 - 18	19 - 20	21 - 22	23 - 24	25 - 26	27 - 28	29 - 30	≥ 31						
TOTAL	29	56	3	9	0	4	8													167	167	167	167

Element (X)	$\Sigma x'$	Σx	$\bar{X}$	σ_x	No. Obs.	Mean No. of Hours with Temperature						
						≤ 0 F	≤ 32 F	≤ 67 F	≤ 73 F	≤ 80 F	≤ 93 F	Total
Rel Hum	1091911	13319	79.8	13.367	167							
Dry Bulb	118306	4008	24.0	11.558	167	4.5	76.3					93
Wet Bulb	105133	3777	22.6	10.896	167	5.0	81.3					93
Dew Point	82639	3067	18.4	12.590	167	9.5	89.7					93

FORM AWS 0-26-5 (OL-A) PREVIOUS EDITIONS OF THIS FORM ARE OBSOLETE
USAFETAC

GLOBAL CLIMATOLOGY BRANCH
USAFETAC
AIR WEATHER SERVICE/MAC

PSYCHROMETRIC SUMMARY

7 2615 STATION | EIELSON AAF AK STATION NAME | 77-82 YEARS | OCT MONTH

PAGE 1 | 2000-0800 HOURS (L. S. T.)

Temp. (F)	WET BULB TEMPERATURE DEPRESSION (F) 0	1 - 2	3 - 4	5 - 6	7 - 8	9 - 10	11 - 12	13 - 14	15 - 16	17 - 18	19 - 20	21 - 22	23 - 24	25 - 26	27 - 28	29 - 30	≥ 31	TOTAL D.B./W.B.	TOTAL Dry Bulb	TOTAL Wet Bulb	TOTAL Dew Point
44/ 43		.6		.8		.6												10	10	2	
42/ 41		.2	.4	.6	.2													8	8	1	2
40/ 39		1.0	1.0	.6	.2													14	14	3	2
38/ 37		2.2	.6	.6														17	17	15	1
36/ 35		1.4	.6	.8														14	14	16	9
34/ 33	.2	4.9	1.6	.2														35	35	28	8
32/ 31	4.5	7.3	1.6	.2														69	69	58	51
30/ 29	1.2	3.5	1.6	.2														32	32	41	36
28/ 27	1.1	4.3	1.0															32	32	38	19
26/ 25	1.4	9.4	.2															56	56	45	38
24/ 23	.8	3.7	.2															24	24	54	22
22/ 21	4.5	3.1	.4															41	41	41	59
20/ 19	4.1	4.9																46	46	4	59
18/ 17	1.2	1.6																15	15	25	46
16/ 15	.8	1.6																12	12	12	25
14/ 13	1.4	1.4	.4															16	16	12	27
12/ 11	1.2	.4	.2															8	8	12	18
10/ 9	.8	.2																5	5	8	11
8/ 7	.4	.8																6	6	5	9
6/ 5		.4																2	2	5	8
4/ 3	.6																	3	3	3	4
2/ 1	1.4	1.8																14	14	11	6
0/ -1	.4																	4	4	7	
-2/ -3	1.2																	6	6	6	4
-4/ -5	1.6																	8	8	8	5
-6/ -7	1.2																	5	5	5	6
-8/ -9	.2																	1	1	1	8
-10/-11																					6
-12/-13																					1
-14/-15																					7
-16/-17	.4																	2	2	2	1
-18/-19	.8																	4	4	4	3
-36/-37																					6

Element (X)	ΣX^2	ΣX	$\bar{X}$	σ_x	No. Obs.	Mean No. of Hours with Temperature ≤ 0 F	≤ 32 F	≤ 67 F	≥ 73 F	≥ 80 F	≥ 93 F	Total
Rel. Hum.												
Dry Bulb												
Wet Bulb												
Dew Point												

USAFETAC FORM 0-26-5 (OL A) REVISED PREVIOUS EDITIONS OF THIS FORM ARE OBSOLETE

GLOBAL CLIMATOLOGY BRANCH
USAFETAC
AIR WEATHER SERVICE/MAC

2

PSYCHROMETRIC SUMMARY

7 2515 — STATION
FT WAINWRIGHT AAF AK — STATION NAME
77-87 — YEARS
OCT — MONTH

PAGE 2 — HOURS (L. S. T.) 0000-0800

Temp. (F)	WET BULB TEMPERATURE DEPRESSION (F)																		TOTAL D.B./W.B.	TOTAL		
	0	1-2	3-4	5-6	7-8	9-10	11-12	13-14	15-16	17-18	19-20	21-22	23-24	25-26	27-28	29-30	≥31			Dry Bulb	Wet Bulb	Dew Point
TOTAL	31	454	710	30	9	4	1	6											510	510	510	510

Element (X)	$\Sigma X'$	ΣX	$\bar{X}$	σ_A	No. Obs.	Mean No. of Hours with Temperature						
						≤ 0 F	≤ 32 F	≥ 67 F	≥ 73 F	≥ 80 F	≥ 93 F	Total
Rel. Hum.	3319362	40620	79.6	12.85	510							
Dry Bulb	359649	12146	23.8	11.75	510	5.5	74.9					93
Wet Bulb	319959	11459	22.5	11.08	510	6.0	80.8					93
Dew Point	253230	9278	18.2	12.88	510	9.1	89.0					93

USAFETAC FORM 0-26-5 (OL A) REVISED PREVIOUS EDITIONS OF THIS FORM ARE OBSOLETE

2

GLOBAL CLIMATOLOGY BRANCH
USAFETAC
AIR WEATHER SERVICE/MAC

PSYCHROMETRIC SUMMARY

STATION	STATION NAME	YEARS	MONTH
7[illegible]2615	FT WAINWRIGHT AAF AK	77-82	OCT

PAGE 1 0900-1100 HOURS (L. S. T.)

Temp. (F)	WET BULB TEMPERATURE DEPRESSION (F) 0	1-2	3-4	5-6	7-8	9-10	11-12	13-14	15-16	17-18	19-20	21-22	23-24	25-26	27-28	29-30	≥31	TOTAL D.B./W.B.	TOTAL Dry Bulb	Wet Bulb	Dew Point
[illegible]/55					.2	.4	.2											4	4		
54/53						.2												1	1		
[illegible]/51				.2	.2													2	2		
[illegible]/49					.2													1	1		
4[illegible]/47					.6													3	3	1	
4[illegible]/45		.4	.6	.4		.4												9	9	4	
44/43		.8	.8	.6	.4	.2												14	14	6	1
[illegible]/41		.6	1.[illegible]	.6														11	11	7	4
[illegible]/39		.8	1.6	1.4	.2													20	20	12	6
[illegible]/37		4.1	2.[illegible]	2.2														42	42	20	3
[illegible]/35		2.7	2.5	1.[illegible]														32	32	33	17
34/33	.2	6.1	1.[illegible]	1.4														44	44	35	14
[illegible]/31	.8	4.1	3.7	.8														48	48	63	41
[illegible]/29	1.6	5.9	2.5															51	51	36	43
[illegible]/27	.2	6.3	.5															36	36	57	37
26/25	.6	6.7	1.6															45	45	53	4[illegible]
[illegible]4/23	.4	1.8	.4															13	13	42	32
[illegible]2/21	2.4	2.[illegible]	.2															23	23	22	58
[illegible]/19	2.9	2.2																26	26	24	59
1[illegible]/17	.3	1.[illegible]																9	9	15	28
1[illegible]/15	1.2	1.8	.2															16	16	12	22
1[illegible]/13	.4	1.[illegible]	.5															10	10	[illegible]	24
1[illegible]/11	.4	1.[illegible]																7	7	1[illegible]	1[illegible]
1[illegible]/9	.2	1.2																7	7	7	14
[illegible]/7		.8																4	4	7	7
[illegible]/5		.6																3	3	5	2
[illegible]/3		1.[illegible]																5	5	5	1
[illegible]/1		1.6																8	8	5	4
[illegible]/-1	.[illegible]																	4	4	8	3
-[illegible]/-3	.2	.4																3	3	2	5
-4/-5	.6																	3	3	4	5
-[illegible]/-7																					5
-[illegible]/-9																					8
-1[illegible]/-11	.2																	1	1	1	4

Element (X)	ΣX^2	ΣX	$\bar{X}$	σ_x	No. Obs.	Mean No. of Hours with Temperature ≤ 0 F	≤ 32 F	≥ 67 F	≥ 73 F	≥ 80 F	≥ 93 F	Total
Rel. Hum.												
Dry Bulb												
Wet Bulb												
Dew Point												

USAFETAC FORM 0-26-5 (OL A) JUL 64 REVISED PREVIOUS EDITIONS OF THIS FORM ARE OBSOLETE

GLOBAL CLIMATOLOGY BRANCH
USAFETAC
AIR WEATHER SERVICE/MAC

PSYCHROMETRIC SUMMARY

7 [illegible] FT WAINWRIGHT AAF AK 77-8[illegible] OCT
STATION STATION NAME YEARS MONTH

PAGE [illegible] 0500-1100
HOURS (L.S.T.)

Temp. (F)	WET BULB TEMPERATURE DEPRESSION (F)																				TOTAL	TOTAL		
	0	1-2	3-4	5-6	7-8	9-10	11-12	13-14	15-16	17-18	19-20	21-22	23-24	25-26	27-28	29-30	≥ 31	D.B./W.B.	Dry Bulb	Wet Bulb	Dew Point
-1[illegible]/-15	.8																	3	[illegible]	[illegible]	[illegible]
-1[illegible]/-17	.2																	1	1	1	3
-1 /-19	.2																	1	1	1	1
-2[illegible]/-29																					1
-[illegible]/-33																					1
-34/-35																					[illegible]
-[illegible]/-37																					[illegible]
TOTAL	14.	754.	519.	2	8.	4	1.	[illegible]	1.	2	.	?							[illegible]1[illegible]		[illegible]1[illegible]
																		510		510	

Element (X)	$\Sigma x'$	Σx	$\bar{x}$	σ_x	No. Obs.	Mean No. of Hours with Temperature						
						≤ 0 F	≤ 32 F	≤ 67 F	≤ 73 F	≤ 80 F	≤ 93 F	Total
Rel. Hum.	2947391	38121	74.7	13.873	5[illegible]							
Dry Bulb	460275	14121	27.7	11.667	510	2.9	59.6					93
Wet Bulb	390730	13032	25.5	10.649	510	3.6	71.3					93
Dew Point	289507	10375	20.3	12.418	510	7.8	84.8					93

USAFETAC FORM AM 64 0-26-5 (OL A) REVISED PREVIOUS EDITIONS OF THIS FORM ARE OBSOLETE

CLIMATOLOGY BRANCH
USAFETAC
AIR WEATHER SERVICE/MAC

PSYCHROMETRIC SUMMARY

[illegible] STATION FT RAINBOW AAF AK STATION NAME 77-82 YEARS OCT MONTH

PAGE 1 12[illegible]-14[illegible] HOURS (L.S.T.)

Temp (F)	WET BULB TEMPERATURE DEPRESSION (F) 0	1-2	3-4	5-6	7-8	9-10	11-12	13-14	15-16	17-18	19-20	21-22	23-24	25-26	27-28	29-30	≥31	TOTAL D.B.-W.B.	TOTAL Dry Bulb	TOTAL Wet Bulb	TOTAL Dew Point
[illegible] / 63							•0											2	2		
[illegible] / 61					•2													1	1		
[illegible] / 59					•2		•2											4	2		
[illegible] / 57				•4			•2											2	2		
[illegible] / 55					•2	•2	•2											5	5		
[illegible] / 53				•4	•2													3	3	2	
[illegible] / 51				•4	•4	•4												6	5	1	
[illegible] / 49				•3	•4	•2												7	7	4	
[illegible] / 47				•5	•6	•4	•2											9	9	4	2
[illegible] / 45		•4	•6	1•1	2•2	•6												24	24	8	1
[illegible] / 43		•4	1•2	2•1	2•2													27	27	11	3
[illegible] / 41		•2	•4	3•5	•4													24	24	10	4
[illegible] / 39		1•6	3•1	•8	1•4													35	35	13	7
[illegible] / 37		1•3	2•3	1•6														23	23	9•4	6
[illegible] / 35		4•9	2•4	•4	•6													42	42	16	12
[illegible] / 33	•2	2•9	1•6	2•2														32	32	21	14
[illegible] / 31	•9	4•3	4•1	1•[illegible]														[illegible]2	[illegible]2	41	32
[illegible] / 29	1•2	4•5	1•2															35	35	37	41
[illegible] / 27	•4	5•3	1•[illegible]	•2														35	35	61	59
[illegible] / 25	•2	5•5	•2	•2														34	34	53	43
[illegible] / 23	•2	1•[illegible]																6	6	22	14
[illegible] / 21	1•[illegible]	1•8																16	16	16	24
[illegible] / 19	1•6	4•1																29	29	18	17
[illegible] / 17	•4	1•6	•2															11	11	20	22
[illegible] / 15	•4	1•4	•6															12	12	1[illegible]	26
[illegible] / 13	•2	•6																4	4	6	13
[illegible] / 11		•4	•6															5	5	4	12
[illegible] / 9		•2																1	1	3	6
[illegible] / 7		1•[illegible]																5	5	3	5
[illegible] / 5		•4																2	2	5	1
[illegible] / 3																		[illegible]	[illegible]	[illegible]	2
[illegible] / 1		•8																4	4	1	4
[illegible] / -1	•0	•2																4	4	0	4
[illegible] / -3		•2																1	1	1	2

Element (X)	$\Sigma X'$	ΣX	$\bar{X}$	σ_x	No. Obs.	Mean No. of Hours with Temperature ≤ 0 F	≤ 32 F	≥ 67 F	≥ 73 F	≥ 80 F	≥ 93 F	Total
Rel. Hum.												
Dry Bulb												
Wet Bulb												
Dew Point												

USAFETAC FORM 0-26-5 (OL-A) 8/64 REVISED PREVIOUS EDITIONS OF THIS FORM ARE OBSOLETE

GLOBAL CLIMATOLOGY BRANCH
USAFETAC
AIR WEATHER SERVICE/MAC

PSYCHROMETRIC SUMMARY

7[illegible]15 FT WAINWRIGHT AAF AK 27-[illegible] OCT
STATION STATION NAME YEARS MONTH

PART [illegible] HOURS [illegible]

Temp. (F)	WET BULB TEMPERATURE DEPRESSION (F) 0	1-2	3-4	5-6	7-8	9-10	11-12	13-14	15-16	17-18	19-20	21-22	23-24	25-26	27-28	29-30	≥31	TOTAL D.B./W.B.	TOTAL Dry Bulb	TOTAL Wet Bulb	TOTAL Dew Point
-[illegible] / -5		.2																1	1	1	
- / -7	.6	.2																6	4	4	
- / -9																				1	
-[illegible] / -11																					
-[illegible] / -13																					
- / -19																					
- / -25																					
TOTAL	[illegible].0	44.0	19.0	15.1	2.5	2.0	.2	.1	.4									[illegible]15	1[illegible]	[illegible]15	51

Element (X)	$\Sigma X'$	ΣX	$\bar{X}$	σ_x	No. Obs.	Mean No. of Hours with Temperature ≤ 0 F	≤ 32 F	≤ 67 F	≤ 73 F	≤ 80 F	≤ 93 F	Total
Rel. Hum.	3651[illegible]65	35947	7[illegible].[illegible]	15.243	5[illegible]							
Dry Bulb	[illegible]47[illegible]5	16205	31.8	11.710	510	1.8	49.0					93
Wet Bulb	470492	14522	28.7	10.032	510	2.4	57.9					93
Dew Point	322373	11547	22.6	10.941	510	5.3	81.7					93

USAFETAC FORM 0-26-5 (OL-A) PREVIOUS EDITIONS OF THIS FORM ARE OBSOLETE

2

[illegible] CLIMATOLOGY BRANCH
USAFETAC
AIR WEATHER SERVICE/MAC

PSYCHROMETRIC SUMMARY

7[illegible]515 FT WAINWRIGHT AAF AK 77-82
STATION STATION NAME YEARS MONTH

HOURS (L.S.T.)

Temp (F)	0	1 - 2	3 - 4	5 - 6	7 - 8	9 - 10	11 - 12	13 - 14	15 - 16	17 - 18	19 - 20	21 - 22	23 - 24	25 - 26	27 - 28	29 - 30	≥ 31	TOTAL D.B. W.B.	TOTAL Dry Bulb	Wet Bulb	Dew Point
[illegible]/ [illegible]1							•											1	1		
[illegible]/ 59						.2	.4											[illegible]	[illegible]		
/ [illegible]7				.[illegible]			.4														
[illegible]/ 55			.2	.2		.2												[illegible]	[illegible]		
/ 5[illegible]					.[illegible]																
[illegible]/ 51				.2	.4													[illegible]	[illegible]	[illegible]	
/ 4[illegible]				.4	.[illegible]																
[illegible]/ 47				.2	.[illegible]													4	4	[illegible]	1
[illegible]/ 4[illegible]		.[illegible]	.4	1.2	1.	.7												1[illegible]	1[illegible]	7	
[illegible]4/ 43		.[illegible]		2.[illegible]	1.4	.6												[illegible]7	[illegible]7	11	
[illegible]/ [illegible]1		.2	.[illegible]	2.[illegible]														1	1[illegible]		
[illegible]/ [illegible]		1.6	2.5	1.2	.[illegible]													[illegible]1	[illegible]1		
[illegible]/ [illegible]7		1.[illegible]	3.1	1.[illegible]	1.													7[illegible]	[illegible]	[illegible]	
[illegible]/ 3[illegible]		4.1	1.[illegible]	.[illegible]	.4													[illegible]	[illegible]	[illegible]	[illegible]
[illegible]/ [illegible]3		4.3	1.[illegible]	1.[illegible]														[illegible]	[illegible]	[illegible]	[illegible]
[illegible]/ [illegible]1	1.[illegible]	4.7	4.7	1.[illegible]														[illegible]	[illegible]	[illegible]	[illegible]
/ [illegible]	1.[illegible]	[illegible].4	[illegible].															[illegible]	[illegible]	[illegible]1	4
[illegible]/ 27	.6	4.9	1.[illegible]															[illegible]3	[illegible]3	[illegible]4	[illegible]
/ [illegible]	1.2	[illegible].1	.4															7[illegible]	[illegible]		[illegible]
[illegible]/ 2[illegible]	1.4	2.[illegible]																[illegible]	[illegible]	[illegible]	[illegible]
[illegible]/ [illegible]1	[illegible].	1.[illegible]																1	1[illegible]	1[illegible]	
/ 1[illegible]	1.[illegible]	2.4	.6															[illegible]4	[illegible]4		[illegible]4
[illegible]/ 17	.[illegible]	1.2	.2															11	11		
[illegible]/ 1[illegible]	1.[illegible]	2.2	.4															1[illegible]	[illegible]	[illegible]	[illegible]
[illegible]/ 1[illegible]	.[illegible]	1.[illegible]	.2															[illegible]	[illegible]	[illegible]	[illegible]
1[illegible]/ 11	.4	.2	.4															[illegible]	[illegible]	[illegible]	[illegible]
[illegible]/ [illegible]	.[illegible]	.6																4	4	[illegible]	[illegible]1
/ 7		.[illegible]																[illegible]	[illegible]	[illegible]	[illegible]
/ [illegible]		.2																1	1	[illegible]	[illegible]
[illegible]/ 3		.4																[illegible]	[illegible]	[illegible]	[illegible]
/ 1		1.2																[illegible]	[illegible]	[illegible]	[illegible]
[illegible]/ -1	.2	.2																[illegible]	[illegible]	[illegible]	[illegible]
-[illegible]/ -[illegible]		.2																1	1	1	[illegible]
-[illegible]/ -5	.[illegible]	.2																[illegible]	[illegible]	[illegible]	[illegible]

Element (X)	Σx^2	Σx	$\bar{x}$	σ_x	No. Obs.	Mean No. of Hours with Temperature ≤ 0 F	≤ 32 F	≥ 67 F	≥ 73 F	≥ 80 F	≥ 93 F	Total
Rel. Hum.												
Dry Bulb												
Wet Bulb												
Dew Point												

USAFETAC FORM 0-26-5 (OL A) REVISED PREVIOUS EDITIONS OF THIS FORM ARE OBSOLETE

GLOBAL CLIMATOLOGY BRANCH
USAFETAC
AIR WEATHER SERVICE/MAC

PSYCHROMETRIC SUMMARY

7 2615 STATION | FT WAINWRIGHT AAF AK STATION NAME | 77-82 YEARS | OCT MONTH

PAGE 2 | 15[illegible]-17[illegible] HOURS (L.S.T.)

Temp. (F)	WET BULB TEMPERATURE DEPRESSION (F) 0	1-2	3-4	5-6	7-8	9-10	11-12	13-14	15-16	17-18	19-20	21-22	23-24	25-26	27-28	29-30	≥31	TOTAL D.B./W.B.	TOTAL Dry Bulb	TOTAL Wet Bulb	TOTAL Dew Point
-[illegible]/-7	.2																	1	1	2	3
-[illegible]/-9	.4																	1	1	1	5
-[illegible]/-11																					1
-[illegible]/-15																					3
-[illegible]/-17	.2																	1	1	1	3
-[illegible]/-19																					1
-[illegible]/-21																					2
-[illegible]/-35																					1
TOTAL	15.3	43.5	29.4	13.9	6.7	1.6	1.1											[illegible]	[illegible]		[illegible]
																		510	510		

Element (X)	$\Sigma x'$	Σx	$\bar{X}$	σ_x	No. Obs.	Mean No. of Hours with Temperature ≤ 0 F	≤ 32 F	≥ 67 F	≥ 73 F	≥ 80 F	≥ 93 F	Total
Rel. Hum.	27 3373	76861	72.3	[illegible].2	51[illegible]							
Dry Bulb	549656	15664	30.7	11.606	51[illegible]	1.5	50.9					93
Wet Bulb	448736	14232	27.9	10.086	511	1.8	61.1					93
Dew Point	316054	11350	22.3	11.167	510	5.3	82.4					93

USAFETAC FORM 0-26-5 (OL A) 84 REVISE PREVIOUS EDITIONS OF THIS FORM ARE OBSOLETE

GLOBAL CLIMATOLOGY BRANCH
USAFETAC
AIR WEATHER SERVICE/MAC

PSYCHROMETRIC SUMMARY

7-2615 | FT WAINWRIGHT AAF AK | 77-82 | OCT

STATION | STATION NAME | YEARS | MONTH

PAGE 1 | 18Z-06Z HOURS (L.S.T.)

Temp. (F)	WET BULB TEMPERATURE DEPRESSION (F) 0	1-2	3-4	5-6	7-8	9-10	11-12	13-14	15-16	17-18	19-20	21-22	23-24	25-26	27-28	29-30	≥31	TOTAL D.B./W.B.	TOTAL Dry Bulb	TOTAL Wet Bulb	TOTAL Dew Point
[illegible] / 56						.2	.2											5	5		
54 / 53			.4				.2											3	3		
[illegible] / 51		.2																1	1	1	
50 / 49				.2														1	1	2	1
[illegible] / 47			.2		.2													2	2		2
46 / 45			.4	.2														3	3	1	
44 / 43		.4	1.1	.9	.2	.4												14	14	4	
42 / 41		.2	.6	.8	.4													10	10	7	1
40 / 39	.4	1.4	1.2	.8														19	19	11	6
38 / 37		.6	1.9	1.6														21	21	12	4
[illegible] / 35	.6	3.5	4.5	1.[illegible]														49	49	25	[illegible]
34 / 33		3.9	2.4	1.6														47	47	42	16
[illegible] / 31	1.6	9.2	1.6	1.[illegible]														63	63	71	39
30 / 29	1.2	5.3	1.8															42	42	63	41
[illegible] / 27	.2	3.5	.8															23	23	45	46
[illegible] / 25	1.[illegible]	5.3	.2															37	37	37	62
[illegible] / 23	2.2	3.5	.2															30	30	53	2[illegible]
22 / 21	2.2	1.6																19	19	24	37
[illegible] / 19	2.9	1.4																22	22	18	73
18 / 17	1.1	1.6	.2															15	15	13	27
16 / 15	1.[illegible]	1.8	.2															19	19	20	18
14 / 13	1.4	1.2	.2															14	14	11	25
12 / 11	.6	1.[illegible]																8	8	10	12
10 / 9	1.2	1.4																13	13	14	3
[illegible] / 7	.6	1.2																9	9	9	10
[illegible] / 5		.4																2	2	7	6
4 / 3		1.[illegible]																5	5	4	2
[illegible] / 1	.2	.6																4	4	3	7
[illegible] / -1	.4																	2	2	4	6
-2 / -3	.4																	2	2	2	3
-4 / -5																					3
-6 / -7	.2																	1	1	1	6
-8 / -9	.6																	3	3	3	2
-10 / -11	.4																	2	2	2	5

Element (X)	ΣX^2	ΣX	$\bar{X}$	σ_x	No. Obs.	Mean No. of Hours with Temperature ≤ 0 F	≤ 32 F	≥ 67 F	≥ 73 F	≥ 80 F	≥ 93 F	Total
Rel. Hum.												
Dry Bulb												
Wet Bulb												
Dew Point												

FORM 0-26-5 (OL A) REVISED PREVIOUS EDITIONS OF THIS FORM ARE OBSOLETE
USAFETAC

GLOBAL CLIMATOLOGY BRANCH
USAFETAC
AIR WEATHER SERVICE/MAC

PSYCHROMETRIC SUMMARY

7 [illegible] | FT WAINWRIGHT AAF AK | 77-87 | OCT
STATION | STATION NAME | YEARS | MONTH

PAGE 2 | 1500-2100
HOURS (L. S. T.)

Temp. (F)	WET BULB TEMPERATURE DEPRESSION (F)																		TOTAL D.B./W.B.	TOTAL Dry Bulb	TOTAL Wet Bulb	TOTAL Dew Point
	0	1 - 2	3 - 4	5 - 6	7 - 8	9 - 10	11 - 12	13 - 14	15 - 16	17 - 18	19 - 20	21 - 22	23 - 24	25 - 26	27 - 28	29 - 30	≥ 31					
-1[illegible]/-15																						1
-1[illegible]/-17	.2																		1	1	1	
-1[illegible]/-19	.2																		1	1	1	3
-[illegible]/-21	.2																		1	1	1	
-2[illegible]/-25																						3
-3[illegible]/-37																						2
-3[illegible]/-39																						1
TOTAL	22.2	51.4	17.5	7.3	.8	.6	.4												510	[illegible]10	510	510

Element (X)	$\Sigma X'$	ΣX	$\bar{X}$	σ_x	No. Obs.	Mean No. of Hours with Temperature						
						≤ 0 F	≤ 32 F	≤ 67 F	≤ 73 F	≤ 80 F	≤ 93 F	Total
Rel. Hum.	3164131	39527	77.5	14.761	510							
Dry Bulb	437574	13764	27.1	11.396	510	2.4	61.6					93
Wet Bulb	377831	12821	25.1	10.448	510	2.7	74.2					93
Dew Point	287969	10463	20.5	12.001	510	6.7	85.7					93

USAFETAC FORM AK 64 0-26-5 (OL A) REVISED PREVIOUS EDITIONS OF THIS FORM ARE OBSOLETE

GLOBAL CLIMATOLOGY BRANCH
USAFETAC
AIR WEATHER SERVICE/MAC

PSYCHROMETRIC SUMMARY

26515 STATION | FT WAINWRIGHT AAF AK STATION NAME | 76-82 YEARS | OCT MONTH

PAGE 1 | 21:0-23:00 HOURS (L. S. T.)

Temp. (F)	WET BULB TEMPERATURE DEPRESSION (F) 0	1-2	3-4	5-6	7-8	9-10	11-12	13-14	15-16	17-18	19-20	21-22	23-24	25-26	27-28	29-30	≥31	TOTAL D.B./W.B.	TOTAL Dry Bulb	TOTAL Wet Bulb	TOTAL Dew Point
54/ 53							4.5											1	1		
44/ 43																				1	
38/ 37	4.5																	1	1	1	
36/ 35		4.5																1	1		1
34/ 33																				1	
32/ 31		9.1																2	2	1	1
30/ 29																				1	3
26/ 25		4.5																1	1		
24/ 23	4.5	9.1																3	3	4	
22/ 21	4.5	4.5																2	2	2	1
20/ 19	4.5	9.1																3	3	1	2
18/ 17		4.5																1	1	3	4
16/ 15	4.5																	1	1	1	4
12/ 9		4.5																1	1		
8/ 7		4.5																1	1	1	
6/ 5	4.5	9.1																3	3	4	1
4/ 3																					1
2/ 1																					2
-6/ -7	4.5																	1	1	1	1
-20/-21																					1
TOTAL	31.8	63.6					4.5											22	22	22	22

Element (X)	$\Sigma X'$	ΣX	$\bar{X}$	σ_n	No. Obs.	Mean No. of Hours with Temperature ≤ 0 F	≤ 32 F	≤ 67 F	≤ 73 F	≤ 80 F	≤ 93 F	Total
Rel. Hum.	144950	1754	79.7	15.597	22							
Dry Bulb	12867	449	20.4	13.280	22	4.2	80.3					93
Wet Bulb	11100	420	19.1	12.114	22	4.2	80.3					93
Dew Point	8534	322	14.6	13.489	22	8.5	88.8					93

USAFETAC FORM 0-26-5 (OL A) REVISED PREVIOUS EDITIONS OF THIS FORM ARE OBSOLETE

GLOBAL CLIMATOLOGY BRANCH
USAFETAC
AIR WEATHER SERVICE/MAC

2

PSYCHROMETRIC SUMMARY

72615	FT WAINWRIGHT ABF AK	77-82	OCT
STATION	STATION NAME	YEARS	MONTH

ALL
HOURS (L. S. T.)

Temp. (F)	WET BULB TEMPERATURE DEPRESSION (F) 0	1-2	3-4	5-6	7-8	9-10	11-12	13-14	15-16	17-18	19-20	21-22	23-24	25-26	27-28	29-30	≥31	TOTAL D.B./W.B.	TOTAL Dry Bulb	TOTAL Wet Bulb	TOTAL Dew Point
≥ 64/ 63								.1										2	2		
62/ 61					.1		.1											2	2		
60/ 59					.1	.1	.1											5	5		
58/ 57				.1			.1											5	5		
56/ 55			.1	.1	.1	.3	.1											16	16		
54/ 53			.1	.1	.1	.1	.1											10	10	3	
52/ 51		.0		.1	.2	.1												12	12	3	
50/ 49				.3	.3	.3												15	15	11	2
48/ 47			.0	.1	.4	.1	.1											18	18	6	5
46/ 45		.3	.4	.5	.6	.2												53	53	26	2
44/ 43		.5	.5	1.4	.7	.4												96	96	36	6
42/ 41		.3	.7	1.5	.2													74	74	30	17
40/ 39	.1	1.2	1.8	.9	.5													123	123	49	23
38/ 37	.1	1.8	1.8	1.5	.2													145	145	149	28
36/ 35	.1	3.2	2.2	.7	.2													177	177	154	67
34/ 33	.1	4.9	1.6	1.2														212	212	218	92
32/ 31	1.9	5.9	3.0	.7														316	316	296	252
30/ 29	1.4	4.2	1.8	.1														203	203	234	223
28/ 27	.5	4.9	.9	.0														174	174	255	215
26/ 25	1.1	6.4	.5	.0														220	220	254	244
24/ 23	.9	2.6	.1															101	101	232	114
22/ 21	2.7	2.7	.1															133	133	137	27
20/ 19	2.7	3.1	.1															164	164	122	357
18/ 17	.8	1.5	.1															66	66	101	160
16/ 15	1.1	1.8	.3															83	83	76	118
14/ 13	.8	1.1	.3															58	58	55	126
12/ 11	.5	.5	.3															35	35	48	68
10/ 9	.5	.7																32	32	37	57
8/ 7	.2	.9																30	30	31	37
6/ 5	.1	.4																13	13	11	23
4/ 3	.2	.5																20	20	22	12
2/ 1	.3	1.2																40	40	27	23
0/ -1	.5	.1																17	17	29	19
-2/ -3	.4	.1																14	14	14	18

Element (X)	$\Sigma X'$	ΣX	$\bar{X}$	σ_n	No. Obs.	Mean No. of Hours with Temperature ≤ 0 F	≤ 32 F	≤ 67 F	≤ 73 F	≥ 80 F	≥ 93 F	Total
Rel. Hum.												
Dry Bulb												
Wet Bulb												
Dew Point												

USAFETAC FORM 0-26-5 (OL A) REVISED PREVIOUS EDITIONS OF THIS FORM ARE OBSOLETE

GLOBAL CLIMATOLOGY BRANCH
USAFETAC
AIR WEATHER SERVICE/MAC

PSYCHROMETRIC SUMMARY

7 2615 — STATION
FT WAINWRIGHT AAF AK — STATION NAME
77-82 — YEARS
OCT — MONTH
PAGE
ALL — HOURS (L. S. T.)

Temp. (F)	WET BULB TEMPERATURE DEPRESSION (F)																					TOTAL D.B./W.B.	TOTAL Dry Bulb	TOTAL Wet Bulb	TOTAL Dew Point
	0	1 - 2	3 - 4	5 - 6	7 - 8	9 - 10	11 - 12	13 - 14	15 - 16	17 - 18	19 - 20	21 - 22	23 - 24	25 - 26	27 - 28	29 - 30	≥ 31									
-4 / -5		.5	.1																			17	17	18	27
-6 / -7		.4	.0																			13	13	14	26
-8 / -9		.2																				5	5	6	30
-10 / -11		.1																				3	3	3	24
-12 / -13																									1
-14 / -15		.1																				3	3	3	16
-16 / -17		.2																				6	6	6	8
-18 / -19		.2																				6	6	6	13
-20 / -21		.1																				2	2	2	3
-24 / -25																									4
-28 / -29																									1
-32 / -33																									1
-34 / -35																									4
-36 / -37																									1
-38 / -39																									2
TOTAL	.18	.75	.31	.6	.9	.3	.4	.1	.0		.5		.1									2739	2739	2739	2739

Element (X)	$\Sigma x'$	Σx	$\bar{x}$	σ_x	No. Obs.	Mean No. of Hours with Temperature						
						≤ 0 F	≤ 32 F	≤ 67 F	≤ 73 F	≤ 80 F	≤ 93 F	Total
Rel. Hum.	1610308	206149	75.3	19.647	2739							
Dry Bulb	2523291	76357	27.9	12.202	2739	23.4	481.9					744
Wet Bulb	2124141	70363	25.7	10.753	2739	27.4	559.0					744
Dew Point	1560316	56902	20.8	12.270	2739	56.2	680.4					744

USAFETAC FORM 0-26-5 (OL A) REVISED PREVIOUS EDITIONS OF THIS FORM ARE OBSOLETE

GLOBAL CLIMATOLOGY BRANCH
USAFETAC
AIR WEATHER SERVICE/MAC

PSYCHROMETRIC SUMMARY

702615 FT WAINWRIGHT AAF AK 77.79-82 NOV
STATION STATION NAME YEARS MONTH

PAGE 1 0300-0500
HOURS (L. S. T.)

Temp. (F)	WET BULB TEMPERATURE DEPRESSION (F) 0	1 - 2	3 - 4	5 - 6	7 - 8	9 - 10	11 - 12	13 - 14	15 - 16	17 - 18	19 - 20	21 - 22	23 - 24	25 - 26	27 - 28	29 - 30	≥ 31	TOTAL D.B./W.B.	TOTAL Dry Bulb	TOTAL Wet Bulb	TOTAL Dew Point
40 / 39		.8	.8															2	2		
38 / 37																				1	
36 / 35		1.5	.8															3	3	2	1
34 / 33		1.5																2	2	2	1
32 / 31		.8																1	1	3	1
30 / 29			.8															1	1		2
28 / 27	.8	1.5																3	3	1	4
26 / 25		1.5																2	2	3	
24 / 23		1.5																2	2	4	
22 / 21	.8	3.8																6	6	4	2
20 / 19	1.5	.8	.8															4	4	4	4
18 / 17	.8	1.5																3	3	3	6
16 / 15	.8	5.3																6	8	5	4
14 / 13	3.8	3.8																9	9	1	2
12 / 11		3.8																4	4	4	6
10 / 9		4.5																8	6	8	6
8 / 7	.8	5.3																8	8	8	5
6 / 5	.8	4.5																7	7	7	3
4 / 3	3.8	3.8																9	9	11	3
2 / 1	2.3	4.5																9	9	7	12
0 / -1	3.8																	4	4	6	12
-2 / -3	4.5	1.5																8	8	6	5
-4 / -5	3.8	.8																6	6	7	7
-6 / -7	3.8																	4	4	5	8
-8 / -9	3.8																	4	4	4	7
-10 / -11	2.3																	3	3	2	2
-12 / -13																					1
-14 / -15	1.5																	2	2	2	4
-16 / -17	.8																	1	1	1	5
-18 / -19	3.1																	4	4	4	5
-20 / -21	1.5																	2	2	2	4
-22 / -23	.8																	1	1	1	
-24 / -25	.8																	1	1	1	
-26 / -27																					2

Element (X)	$\Sigma_{X'}$	Σ_X	$\bar{X}$	σ_n	No. Obs.	Mean No. of Hours with Temperature ≤ 0 F	≤ 32 F	≤ 67 F	≤ 73 F	≤ 80 F	≤ 93 F	Total
Rel. Hum.												
Dry Bulb												
Wet Bulb												
Dew Point												

USAFETAC FORM 0-26-5 (OL A) REVISED PREVIOUS EDITIONS OF THIS FORM ARE OBSOLETE

GLOBAL CLIMATOLOGY BRANCH
USAFETAC
AIR WEATHER SERVICE/MAC

PSYCHROMETRIC SUMMARY

7 [illegible] FT WAINWRIGHT AAF AK — 77,79-[illegible] — NOV

STATION — STATION NAME — YEARS — MONTH

PAGE 2 — 0300-0500 HOURS (L. S. T.)

Temp. (F)	WET BULB TEMPERATURE DEPRESSION (F) 0	1-2	3-4	5-6	7-8	9-10	11-12	13-14	15-16	17-18	19-20	21-22	23-24	25-26	27-28	29-30	≥31	TOTAL D.B./W.B.	TOTAL Dry Bulb	TOTAL Wet Bulb	TOTAL Dew Point
-[illegible]/-29																					1
-[illegible]/-31																					1
-[illegible]/-33	.9																	1	1	1	2
-[illegible]/-35	2.3																	3	3	3	1
-[illegible]/-37																					1
-[illegible]/-39																					4
TOTAL	46.6	50.4	3.0																133		133
																		133		133	

Element (X)	Σ_X'	Σ_X	$\bar{X}$	σ_x	No. Obs.	Mean No. of Hours with Temperature ≤ 0 F	≤ 32 F	≥ 67 F	≥ 73 F	≥ 80 F	≥ 93 F	Total
Rel. Hum.	735929	9793	73.6	10.608	133	29.8	85.3					90
Dry Bulb	36139	770	5.8	15.492	133	29.8	85.3					90
Wet Bulb	33046	676	5.1	14.977	133	31.1	86.6					90
Dew Point	36289	-123	-.9	16.555	133	49.4	88.6					90

USAFETAC FORM 0-26-5 (OL A) REVISED PREVIOUS EDITIONS OF THIS FORM ARE OBSOLETE

2

GLOBAL CLIMATOLOGY BRANCH
USAFETAC
AIR WEATHER SERVICE/MAC

PSYCHROMETRIC SUMMARY

72615 STATION | FT WAINWRIGHT AAF AK STATION NAME | 77-82 YEARS | NOV MONTH

PAGE 1 | 2001-2400 HOURS (L. S. T.)

Temp. (F)	WET BULB TEMPERATURE DEPRESSION (F) 0	1-2	3-4	5-6	7-8	9-10	11-12	13-14	15-16	17-18	19-20	21-22	23-24	25-26	27-28	29-30	≥31	TOTAL D.B./W.B.	TOTAL Dry Bulb	TOTAL Wet Bulb	TOTAL Dew Point
[illegible] / 39		.2																1	1		
[illegible] / 37		.2	.6															4	4	1	
36 / 35	.4	1.7	.4															12	12	9	1
34 / 33		.2	.2															2	2	1	5
32 / 31	.2	1.1	.2															7	7	4	6
[illegible] / 29	.2		.2															4	2	6	2
[illegible] / 27	.6	1.5	.2															11	11	6	11
[illegible] / 25	.2	2.1	.2															12	12	14	4
[illegible] / 23	.4	.9																6	6	14	1
[illegible] / 21	1.1	1.5	.2															13	13	13	8
[illegible] / 19	1.5	3.2	.4															24	24	11	19
[illegible] / 17	1.1	2.6	.2															16	16	23	12
16 / 15	.4	4.7	.4															26	26	21	19
14 / 13	1.9	5.1																33	33	22	14
12 / 11	1.5	3.2																32	32	32	29
10 / 9	.6	4.5																24	24	25	25
[illegible] / 7	.2	5.1																25	25	24	16
[illegible] / 5	1.5	3.4																23	23	37	11
4 / 3	1.1	1.5																12	12	15	16
2 / 1	1.9	4.7																31	31	22	41
[illegible] / -1	.2	.4																31	31	38	23
[illegible] / -3	3.4	1.3																22	22	21	19
[illegible] / -5	3.4	.4																16	15	19	25
[illegible] / -7	3.4																	16	16	18	18
[illegible] / -9	2.8																	13	13	13	26
[illegible] / -11	3.4																	16	16	16	16
[illegible] / -13	.2																	1	1	1	11
[illegible] / -15	1.7																	8	8	8	19
[illegible] / -17	.9																	4	4	4	23
[illegible] / -19	1.7																	8	8	8	17
[illegible] / -21	.9																	4	4	4	7
[illegible] / -23	1.5																	7	7	7	6
[illegible] / -25																					3
[illegible] / -27																					4

Element (X)	$\Sigma X'$	ΣX	$\bar{X}$	σ_X	No. Obs.	Mean No. of Hours with Temperature ≤ 0 F	≤ 32 F	≤ 67 F	≥ 73 F	≥ 80 F	≥ 93 F	Total
Rel. Hum.												
Dry Bulb												
Wet Bulb												
Dew Point												

USAFETAC FORM AM 64 0-26-5 (OL A) REVISED PREVIOUS EDITIONS OF THIS FORM ARE OBSOLETE

GLOBAL CLIMATOLOGY BRANCH
USAFETAC
AIR WEATHER SERVICE/MAC

PSYCHROMETRIC SUMMARY

STATION	STATION NAME	YEARS	MONTH
7 2615	FT WAINWRIGHT AAF AK	77-8[illegible]	[illegible]

PAGE 2 [illegible]-0[illegible]
HOURS (L. S. T.)

Temp. (F)	WET BULB TEMPERATURE DEPRESSION (F) 0	1-2	3-4	5-6	7-8	9-10	11-12	13-14	15-16	17-18	19-20	21-22	23-24	25-26	27-28	29-30	≥31	TOTAL D.B./W.B.	TOTAL Dry Bulb	TOTAL Wet Bulb	TOTAL Dew Point
-[illegible]/-29	.9																	4	4	4	6
-[illegible]/-33	.9																	4	4	4	[illegible]
-[illegible]/-35	.6																	3	4	3	7
-[illegible]/-37	.2																	1	3	1	[illegible]
-[illegible]/-39																					[illegible]
-[illegible]/-43																					1
TOTAL	47.[illegible]	49.6	3.4																471		46[illegible]
																		468		468	

Element (X)	ΣX^2	ΣX	$\bar{X}$	σ_x	No. Obs.	Mean No. of Hours with Temperature ≤0 F	≤32 F	≥67 F	≥73 F	≥80 F	≥93 F	Total
Rel. Hum.	2611589	34603	73.9	10.664	468							
Dry Bulb	123[illegible]	2896	6.1	15.028	471	31.1	86.4					90
Wet Bulb	109845	2675	5.7	14.229	468	32.5	86.9					[illegible]
Dew Point	117239	-111	-.2	15.843	463	45.2	88.8					90

USAFETAC FORM 0-26-5 (OL A) REVISED PREVIOUS EDITIONS OF THIS FORM ARE OBSOLETE

GLOBAL CLIMATOLOGY BRANCH
USAFETAC
AIR WEATHER SERVICE/MAC

PSYCHROMETRIC SUMMARY

7 2615 FT WAINWRIGHT AAF AK 77-82 NOV
STATION STATION NAME YEARS MONTH

PAGE 1 0900-1100
HOURS (L.S.T.)

Temp. (F)	WET BULB TEMPERATURE DEPRESSION (F) 0	1-2	3-4	5-6	7-8	9-10	11-12	13-14	15-16	17-18	19-20	21-22	23-24	25-26	27-28	29-30	≥31	TOTAL D.B.-W.B.	TOTAL Dry Bulb	TOTAL Wet Bulb	TOTAL Dew Point
[illegible] / 32			.6															3	3		
33 / 37			.6															3	3	3	
34 / 35		.6	1.3															9	9	6	
30 / 33	.6	.6																6	6	12	9
29 / 31		1.1	.4															7	7	6	3
25 / 29	.6	.6	.4															8	8	7	5
27 / 27		2.1	.2															11	11	7	1
24 / 25		1.9	.2															10	10	14	4
23 / 23		.2																1	1	7	6
22 / 21	1.3	1.5	.4															15	15	13	7
20 / 19	2.3	4.0	.6															33	33	19	10
18 / 17	.4	5.1	.2															27	27	27	18
17 / 15	.6	5.9																31	31	23	12
15 / 13	.2	5.1																25	25	16	21
14 / 11	2.7	3.6	.2															31	31	37	25
12 / 9	1.1	5.5	.2															32	32	32	29
11 / 7	1.1	4.0																24	24	26	33
10 / 5	1.1	1.3																11	11	19	1
9 / 3	1.1	3.2																20	20	28	32
8 / 1	1.2	4.7																31	31	24	35
7 / -1	4.1																	19	19	26	15
6 / -3	3.2	1.3																21	21	23	22
4 / -5	3.6	.8																21	21	16	16
3 / -7	3.8	.4																20	20	22	17
2 / -9	2.5																	12	12	14	25
1 / -11	2.1																	10	10	10	14
-1 / -13	.6																	3	3	3	10
-1 / -15	1.1																	5	5	5	16
-1 / -17																					15
-1 / -19	1.1																	5	5	2	13
-2 / -21	.4																	2	2	2	5
-2 / -23	.4																	4	4	4	5
-2 / -25	.2																	1	1	1	2
-2 / -27	.2																	4	4	4	5

Element (X)	$\Sigma X'$	ΣX	$\bar{X}$	σ_x	No. Obs.	Mean No. of Hours with Temperature ≤ 0 F	≤ 32 F	≥ 67 F	≥ 73 F	≥ 80 F	≥ 93 F	Total
Rel. Hum.												
Dry Bulb												
Wet Bulb												
Dew Point												

USAFETAC FORM 0-26 5 (OL A) 84-100 PREVIOUS EDITIONS OF THIS FORM ARE OBSOLETE

GLOBAL CLIMATOLOGY BRANCH
USAFETAC
AIR WEATHER SERVICE/MAC

PSYCHROMETRIC SUMMARY

7[illegible]615 FT WAINWRIGHT AAF AP 77-8[illegible] NOV
STATION STATION NAME YEARS MONTH

[illegible] 0-11[illegible]
HOURS (L.S.T.)

Temp. (F)	WET BULB TEMPERATURE DEPRESSION (F) 0	1-2	3-4	5-6	7-8	9-10	11-12	13-14	15-16	17-18	19-20	21-22	23-24	25-26	27-28	29-30	≥ 31	TOTAL D.B./W.B.	TOTAL Dry Bulb	TOTAL Wet Bulb	TOTAL Dew Point
/-[illegible]	1.1																				
/-71																					
/-73	.4																				
/-[illegible]5																					
/-37																					
/-39																					
TOTAL	[illegible]																	472	474	472	

Element (X)	$\Sigma x'$	Σx	$\bar{X}$	σ_x	No. Obs.	Mean No. of Hours with Temperature ≤ 0 F	≤ 32 F	≥ 67 F	≥ 73 F	≥ 80 F	≥ 93 F	Total
Rel. Hum.	2[illegible]12758	34736	73.6	1[illegible].945	472							
Dry Bulb	126519	39[illegible]7	8.[illegible]	14.242	474	25.8	86.[illegible]					[illegible]
Wet Bulb	111[illegible]8	35[illegible]2	7.4	13.482	472	26.9	86.9					9[illegible]
Dew Point	110262	666	1.4	15.235	472	38.7	88.9					90

USAFETAC FORM 0-26-5 (OL A) 84 REVISED PREVIOUS EDITIONS OF THIS FORM ARE OBSOLETE

2

CL[illegible]AL CLIMATOLOGY BRANCH
[illegible]ELTAC
AT[illegible] WEATHER SERVICE/MAC

PSYCHROMETRIC SUMMARY

7[illegible] FT WAINWRIGHT AAF AK 77-8[illegible]
STATION STATION NAME YEARS MONTH

[illegible] 1[illegible]-14[illegible]
HOURS L.S.T.

Temp (F)	0	1-2	3-4	5-6	7-8	9-10	11-12	13-14	15-16	17-18	19-20	21-22	23-24	25-26	27-28	29-30	≥31	TOTAL D.B./W.B.	TOTAL Dry Bulb	TOTAL Wet Bulb	TOTAL Dew Point
[illegible]/ 3[illegible]			.8															[illegible]	[illegible]		
[illegible]/ 37		1.1	.8	.4														11	11		
[illegible]/ 35		.4	.4															4	4	1[illegible]	
34/ 33	.[illegible]	.4																[illegible]	[illegible]	[illegible]	[illegible]
[illegible]/ 31	.[illegible]	2.[illegible]	.4	.4														17	17	[illegible]	[illegible]
[illegible]/ 2[illegible]		1.5	.4															[illegible]	9	11	4
[illegible]/ 27		1.3	.2	.2														[illegible]	[illegible]	1[illegible]	[illegible]
[illegible]/ 2[illegible]		.6																[illegible]	2	11	1[illegible]
[illegible]/ 23		[illegible].1																[illegible]	1[illegible]	1[illegible]	
[illegible]/ 21	.[illegible]	2.7																17	17	11	[illegible]
[illegible]/ 19	1.7	6.5	1.1															44	44	[illegible]	[illegible]
1[illegible]/ 17	.4	6.8	.2															35	35	33	1[illegible]
1[illegible]/ 1[illegible]	1.5	6.1																36	36	47	[illegible]
14/ 13	.5	5.7																3[illegible]	3[illegible]	17	3[illegible]
1[illegible]/ 11	1.7	6.1	.2															[illegible]	[illegible]	[illegible]	[illegible]
1[illegible]/ [illegible]	1.7	5.9																36	36	4[illegible]	[illegible]
[illegible]/ 7	.4	3.6																19	19	[illegible]	[illegible]
[illegible]/ 5	.[illegible]	1.7																1[illegible]	12	2[illegible]	23
[illegible]/ 3	.[illegible]	1.9																1[illegible]	13	12	16
[illegible]/ 1	2.1	5.5																36	36	2[illegible]	[illegible]
[illegible]/ -1	4.[illegible]	.2																[illegible]	23	[illegible]	[illegible]
-[illegible]/ -3	2.1	.8																14	14	[illegible]	[illegible]
-[illegible]/ -5	2.7	.2																14	14	15	[illegible]
-[illegible]/ -7	1.3	.2																7	7	7	[illegible]
-[illegible]/ -9	.6																	3	[illegible]	4	1[illegible]
-1[illegible]/-11	.6																	3	3	3	[illegible]
-1[illegible]/-13	.4																	[illegible]	2	2	[illegible]
-1[illegible]/-15	1.1																	[illegible]	[illegible]	[illegible]	[illegible]
-1[illegible]/-17	.4																	[illegible]	[illegible]	[illegible]	1
-1[illegible]/-19	.4																	[illegible]	2	[illegible]	4
-[illegible]/-21	1.3																	[illegible]	6	6	7
-[illegible]/-23	.4																	2	2	[illegible]	2
-[illegible]/-25	.[illegible]																	3	[illegible]	3	[illegible]
-[illegible]/-27	.2																	1	1	1	4

Element (X)	$\Sigma X'$	ΣX	$\bar{X}$	σ_x	No. Obs.	Mean No. of Hours with Temperature						
Rel. Hum.						≤ 0 F	≤ 32 F	≥ 67 F	≥ 73 F	≥ 80 F	≥ 93 F	Total
Dry Bulb												
Wet Bulb												
Dew Point												

USAFETAC FORM JUL 64 0-26-5 (OL A) REVISED PREVIOUS EDITIONS OF THIS FORM ARE OBSOLETE

GLOBAL CLIMATOLOGY BRANCH
USAFETAC
AIR WEATHER SERVICE/MAC

PSYCHROMETRIC SUMMARY

[illegible] FT WAINWRIGHT AAF AK 77-8[illegible]

STATION | STATION NAME | YEARS | MONTH

Temp (F)	WET BULB TEMPERATURE DEPRESSION (F) 0	1-2	3-4	5-6	7-8	9-10	11-12	13-14	15-16	17-18	19-20	21-22	23-24	25-26	27-28	29-30	≥31	TOTAL D.B. W.B.	Dry Bulb	TOTAL Wet Bulb	Dew Point
-[illegible]/-[illegible]																					
-[illegible]/-33																					
-3[illegible]/-35																					
-[illegible]/-37																					
TOTAL	3[illegible].66[illegible].9	4.4	1.1																		

Element (X)	ΣX^2	ΣX	$\bar{X}$	σ_x	No. Obs.	Mean No. of Hours with Temperature ≤0 F	≤32 F	≥67 F	≥73 F	≥80 F	≥93 F	Total
Rel. Hum.	[illegible]13015	34[illegible]03	77.4	11.[illegible]39	474							
Dry Bulb	139[illegible]	5437	11.[illegible]	12.768	474	16.[illegible]	[illegible]5.4					
Wet Bulb	122[illegible]23	4[illegible]61	1[illegible].[illegible]	12.226	474	19.[illegible]	66.6					
Dew Point	100375	2119	4.[illegible]	13.9[illegible]1	474	32.1	[illegible].9					

USAFETAC FORM 0-26-5 (OL A) JUN 64 REVISED PREVIOUS EDITIONS OF THIS FORM ARE OBSOLETE

GLOBAL CLIMATOLOGY BRANCH
USAFETAC
AIR WEATHER SERVICE/MAC

PSYCHROMETRIC SUMMARY

STATION ____ FT WAINWRIGHT AAF AK STATION NAME ____ 77-82 YEARS ____ NOV MONTH

PAGE 1 ____ HOURS (L.S.T.)

Temp. (F)	WET BULB TEMPERATURE DEPRESSION (F) 0	1-2	3-4	5-6	7-8	9-10	11-12	13-14	15-16	17-18	19-20	21-22	23-24	25-26	27-28	29-30	≥31	TOTAL D.B.-W.B.	TOTAL Dry Bulb	TOTAL Wet Bulb	TOTAL Dew Point
/ 41			•3															1	1		
/ 39			•4	•4														4			
/ 37		•2	•5															4	6	1	
/ 35		1•7	•2															5	5	6	
/ 33	•2	•2		•6														4	8	14	9
/ 31		2•7	•4															15	15	9	5
/ 29	•	•4																7	5	10	12
/ 27	•4	•6	•4															5	8	11	5
/ 25	•2	2•1																11	11		7
/ 23		1•9	•2															10	13	12	9
/ 21	1•1	1•3																11	11	13	7
/ 19	2•2	4•4																12	33	17	22
/ 17	1•7	4•3																24	25	21	17
/ 15	•2	3•5	•2															26	23	22	19
/ 13	1•7	5•5																36	35	34	29
/ 11	4•1	3•5																37	37	46	41
/ 9	2•3	4•3																40	39	39	37
/ 7	1•5	4•2	•2															50	48	47	54
/ 5	1•1	2•7																13	13	24	31
/ 3	1•1	1•0																14	14	17	19
/ 1	2•7	3•3																31	31	25	28
/ -1	2•3	•6																15	16	19	15
/ -3	2•	1•3																24	24	23	21
/ -5	3•4	•2																17	17	16	22
/ -7	2•7																	13	13	14	15
/ -9	1•3																	6	6	9	11
/ -11	1•7																	8	9	8	14
/ -13	•4																	2	2	3	4
/ -15	•6																	3	3	3	10
/ -17	•1																	1	1	1	2
/ -19	1•1																	2	2	2	1
/ -21	1•1																	1	1	1	1
/ -23	•2																	1	1	1	2
/ -25	•6																	2	2	2	3

Element (X)	$\Sigma X'$	ΣX	$\bar{X}$	σ_x	No. Obs.	Mean No. of Hours with Temperature ≤ 0 F	≤ 32 F	≤ 67 F	≥ 73 F	≥ 80 F	≥ 93 F	Total
Rel Hum.												
Dry Bulb												
Wet Bulb												
Dew Point												

USAFETAC FORM 0-26-5 (OL-A) PREVIOUS EDITIONS OF THIS FORM ARE OBSOLETE

GLOBAL CLIMATOLOGY BRANCH
USAFETAC
AIR WEATHER SERVICE/MAC

PSYCHROMETRIC SUMMARY

STATION	STATION NAME	YEARS	MONTH
7[illegible]-15	FT WAINWRIGHT AAF AK	77-82	NOV

PAGE [illegible] 15[illegible]-17[illegible]
HOURS (L. S. T.)

Temp. (F)	WET BULB TEMPERATURE DEPRESSION (F) 0	1-2	3-4	5-6	7-8	9-10	11-12	13-14	15-16	17-18	19-20	21-22	23-24	25-26	27-28	29-30	≥ 31	TOTAL D.B./W.B.	TOTAL Dry Bulb	TOTAL Wet Bulb	TOTAL Dew Point
-[illegible]/-27	.2																	1	1	1	[illegible]
-[illegible]/-29	.4																	2	2	2	5
-[illegible]/-31	.2																	1	1	1	1
-[illegible]/-33																					[illegible]
-3[illegible]/-35																					[illegible]
-[illegible]/-37																					[illegible]
TOTAL	42.[illegible]	53.2	3.0	1.1															474		474
																		474		474	

Element (X)	ΣX^2	ΣX	$\bar{X}$	σ_x	No. Obs.	Mean No. of Hours with Temperature ≤ 0 F	≤ 32 F	≥ 67 F	≥ 73 F	≥ 80 F	≥ 93 F	Total
Rel. Hum.	2738366	75[illegible]14	75.1	11.496	474							
Dry Bulb	132[illegible]3	4649	9.8	13.538	474	21.1	85.1					90
Wet Bulb	118824	426[illegible]	9.[illegible]	13.[illegible]37	474	22.2	85.6					90
Dew Point	109810	1594	3.4	14.[illegible]60	474	36.3	88.3					90

USAFETAC FORM 0-26-5 (OL A) JUL 64 REVISED PREVIOUS EDITIONS OF THIS FORM ARE OBSOLETE

2

GLOBAL CLIMATOLOGY BRANCH
USAFETAC
AIR WEATHER SERVICE/MAC

PSYCHROMETRIC SUMMARY

STATION	STATION NAME	YEARS	MONTH
7 2515	FT WAINWRIGHT AAF AK	77-82	NOV

PAGE 1 — HOURS (L. S. T.) 1800-2000

Temp (F)	WET BULB TEMPERATURE DEPRESSION (F) 0	1-2	3-4	5-6	7-8	9-10	11-12	13-14	15-16	17-18	19-20	21-22	23-24	25-26	27-28	29-30	≥31	TOTAL D.B./W.B.	TOTAL Dry Bulb	Wet Bulb	Dew Point
[illegible]/ 41			.4	.2														3	3		
[illegible]/ 39				.6														3	3	2	
[illegible]/ 37		.4	.9															6	6	1	
[illegible]/ 35	.4	.3	.2															7	7	7	4
[illegible]/ 33	.6	.4		.6														6	8	1[illegible]	4
[illegible]/ 31	.6	1.1																6	6	8	9
[illegible]/ [illegible]	.[illegible]																	1	1	3	8
[illegible]/ 27	.5	1.5																11	11	[illegible]	7
[illegible]/ 25		.3	.4															6	6	6	6
[illegible]/ 23		.2	.4															3	3	3	2
[illegible]/ 21	1.[illegible]	2.1	.2															20	20	2[illegible]	5
[illegible]/ 17	1.[illegible]	2.5																19	19	13	13
[illegible]/ 17	.6	4.2																23	23	[illegible]	15
1[illegible]/ 15	1.3	5.5																32	32	26	8
[illegible]/ 13	1.[illegible]	5.5	.2															34	34	26	31
1[illegible]/ 11	3.4	4.2																36	36	42	26
[illegible]/ [illegible]	[illegible]	3.[illegible]																29	29	4[illegible]	26
[illegible]/ 7	.3	5.9																32	32	2[illegible]	33
[illegible]/ [illegible]	.4	3.8																22	22	3[illegible]	22
[illegible]/ 3	1.1	1.[illegible]																12	12	16	21
[illegible]/ 1	2.1	4.9																33	33	27	35
[illegible]/ -1	[illegible]	.4																16	16	21	15
-[illegible]/ -3	2.1	1.5																17	17	13	21
-[illegible]/ -5	1.3	.6																9	9	12	26
-[illegible]/ -7	2.5																	12	12	15	14
-[illegible]/ -9	4.7																	22	22	22	16
-[illegible]/ -11	2.3																	11	11	11	13
-1[illegible]/ -13	.4																	2	2	2	2
-1[illegible]/ -15	1.1																	5	5	5	1[illegible]
-1[illegible]/ -17	1.3																	6	6	6	1[illegible]
-1[illegible]/ -19	1.[illegible]																	7	7	7	23
-[illegible]/ -21	.2																	1	1	1	9
-[illegible]/ -23	1.1																	5	5	5	8
-[illegible]/ -25	.6																	3	3	3	3

Element (X)	$\Sigma X'$	ΣX	$\bar{X}$	σ_x	No. Obs.	Mean No. of Hours with Temperature ≤ 0 F	≤ 32 F	≥ 67 F	≥ 73 F	≥ 80 F	≥ 93 F	Total
Rel. Hum.												
Dry Bulb												
Wet Bulb												
Dew Point												

USAFETAC FORM JUL 64 0-26-5 (OL A) REVISED PREVIOUS EDITIONS OF THIS FORM ARE OBSOLETE

GLOBAL CLIMATOLOGY BRANCH
USAFETAC
AIR WEATHER SERVICE/MAC

PSYCHROMETRIC SUMMARY

7 2915 | FT WAINWRIGHT AAF AK | 77-82 | NOV
STATION | STATION NAME | YEARS | MONTH

FACT ? | 18 G-2000
HOURS (L. S. T.)

Temp. (F)	WET BULB TEMPERATURE DEPRESSION (F)																					TOTAL D.B./W.B.	TOTAL Dry Bulb	TOTAL Wet Bulb	TOTAL Dew Point
	0	1-2	3-4	5-6	7-8	9-10	11-12	13-14	15-16	17-18	19-20	21-22	23-24	25-26	27-28	29-30	≥ 31								
-[illegible]/-27	1.1																					5	[illegible]	5	5
-[illegible]/-29																									[illegible]
-[illegible]/-33	.4																					2	[illegible]	2	
-[illegible]/-35	.2																					1	1	1	3
-[illegible]/-37																									7
-[illegible]/-39																									1
-[illegible]/-41																									1
TOTAL	44.7	51.1	2.8	1.5																			472		472
																						472		472	

Element (X)	ΣX^2	ΣX	$\bar{X}$	σ_x	No. Obs.	Mean No. of Hours with Temperature						
						≤ 0 F	≤ 32 F	≤ 67 F	≤ 73 F	≤ 80 F	≤ 93 F	Total
Rel. Hum.	2733189	35487	75.2	11.759	472							
Dry Bulb	127241	3831	8.1	14.268	472	23.6	84.9					90
Wet Bulb	115023	3467	7.3	13.790	472	25.0	85.8					90
Dew Point	114545	817	1.7	15.498	472	37.6	88.5					90

USAFETAC FORM 0-26-5 (OL-A) 69-150 PREVIOUS EDITIONS OF THIS FORM ARE OBSOLETE

GLOBAL CLIMATOLOGY BRANCH
USAFETAC
AIR WEATHER SERVICE/MAC

PSYCHROMETRIC SUMMARY

7 2615 — STATION
FT WAINWRIGHT AAF AK — STATION NAME
78-82 — YEARS
NOV — MONTH

PAGE 1 — 21.0-23.0 HOURS (L. S. T.)

Temp. (F)	WET BULB TEMPERATURE DEPRESSION (F) 0	1-2	3-4	5-6	7-8	9-10	11-12	13-14	15-16	17-18	19-20	21-22	23-24	25-26	27-28	29-30	≥ 31	TOTAL D.B./W.B.	TOTAL Dry Bulb	TOTAL Wet Bulb	TOTAL Dew Point
[illegible] / 41			.3															1	1		
[illegible] / 39				.8														1	1		
[illegible] / 37			.3															1	1	1	
[illegible] / 33	1.5	2.3		.8														6	6	6	2
[illegible] / 31	.8	1.5																3	3	3	4
[illegible] / 29																				1	4
[illegible] / 27	.8																	1	1	2	1
[illegible] / 25		2.3	1.5															5	5	1	1
[illegible] / 23		1.5	.8															3	3	6	
[illegible] / 21	2.3	1.5	.8															6	6	5	1
[illegible] / 19		3.8																5	5	4	7
[illegible] / 17		5.3																7	7	7	1
[illegible] / 15	2.3	6.9																12	12	8	5
[illegible] / 13	1.5	6.9																11	11	7	11
[illegible] / 11	3.1	6.1																12	12	13	7
[illegible] / 9	1.5	3.1																7	7	11	7
/ 7	.8	6.6																7	7	6	13
[illegible] / 5	1.5	.3																3	3	7	5
[illegible] / 3	1.5	2.3																5	5	5	7
[illegible] / 1	3.1	6.9																12	13	12	7
/ -1	2.3	.8																4	4	5	4
[illegible] / -3	.5																	1	1	2	4
[illegible] / -5	.8																	1	1	1	8
[illegible] / -7	3.1	.6																5	5	4	3
[illegible] / -9	3.1																	4	4	5	4
[illegible] / -11																					2
[illegible] / -15	1.5																	2	2	2	2
[illegible] / -17																					1
[illegible] / -19	1.5																	2	2	2	2
[illegible] / -21																					1
[illegible] / -23																					
[illegible] / -25																					1
[illegible] / -27	1.5																	2	2	2	3
[illegible] / -29	.8																	1	1	1	

Element (X)	ΣX^2	ΣX	$\bar{X}$	σ_X	No. Obs.	Mean No. of Hours with Temperature ≤ 0 F	≤ 32 F	≤ 67 F	≤ 73 F	≥ 80 F	≥ 93 F	Total
Rel. Hum.												
Dry Bulb												
Wet Bulb												
Dew Point												

USAFETAC FORM 0-26-5 (OL A) REVISED PREVIOUS EDITIONS OF THIS FORM ARE OBSOLETE

GLOBAL CLIMATOLOGY BRANCH
USAFETAC
AIR WEATHER SERVICE/MAC

PSYCHROMETRIC SUMMARY

7 2 15 — STATION
FT WAINWRIGHT AAF AK — STATION NAME
73-82 — YEARS
NOV — MONTH
PAGE — 2100-2300 HOURS (L. S. T.)

Temp. (F)	WET BULB TEMPERATURE DEPRESSION (F) 0	1-2	3-4	5-6	7-8	9-10	11-12	13-14	15-16	17-18	19-20	21-22	23-24	25-26	27-28	29-30	≥31	TOTAL D.B./W.B.	TOTAL Dry Bulb	TOTAL Wet Bulb	TOTAL Dew Point
-1/-33																					1
-3/-37																					2
TOTAL	35	95	8.0	4.6	1.5													131	131	131	131

Element (X)	ΣX^2	ΣX	$\bar{X}$	σ_X	No. Obs.	Mean No. of Hours with Temperature ≤ 0 F	≤ 32 F	≤ 67 F	≤ 73 F	≤ 80 F	≤ 93 F	Total
Rel. Hum.	758660	9858	75.3	11.377	131							
Dry Bulb	38486	1402	10.7	13.440	131	15.1	83.8					90
Wet Bulb	34318	1282	9.8	12.941	131	16.5	85.2					90
Dew Point	30458	560	4.3	14.693	131	30.9	88.6					90

USAFETAC FORM 0-26 5 (OL A) REVISED PREVIOUS EDITIONS OF THIS FORM ARE OBSOLETE

GLOBAL CLIMATOLOGY BRANCH
USAFETAC
AIR WEATHER SERVICE/MAC

PSYCHROMETRIC SUMMARY

7 6615 STATION — FT WAINWRIGHT AAF AK STATION NAME — 77-82 YEARS — NOV MONTH

ALL HOURS (L. S. T.)

Temp. (F)	WET BULB TEMPERATURE DEPRESSION (F) 0	1-2	3-4	5-6	7-8	9-10	11-12	13-14	15-16	17-18	19-20	21-22	23-24	25-26	27-28	29-30	≥31	TOTAL D.B./W.B.	TOTAL Dry Bulb	TOTAL Wet Bulb	TOTAL Dew Point
42/ 41			.2	.0														5	5		
40/ 39		.1	.3	.2														17	17	2	
38/ 37		.3	.7	.1														29	29	8	
36/ 35	.2	1.2	.5															44	44	72	6
34/ 33	.6	.6	.0	.3														58	58	64	33
32/ 31	.2	1.6	.3	.1														58	58	36	39
30/ 29	.2	.5	.2															24	24	48	37
28/ 27	.5	1.3	.2	.1														53	53	44	49
26/ 25	.1	1.6	.2															49	49	55	34
24/ 23	.1	1.1	.2															35	35	58	21
22/ 21	1.3	1.9	.2															88	88	81	35
20/ 19	1.8	4.1	.4															162	162	96	59
18/ 17	.7	4.4	.1															136	138	144	61
16/ 15	.9	5.6	.1															173	173	162	66
14/ 13	1.4	5.3	.2															177	177	175	129
12/ 11	2.6	4.2	.1															180	180	211	153
10/ 9	1.7	4.5	.0															164	164	198	134
8/ 7	.8	4.6	.2															143	143	147	169
6/ 5	1.1	2.6																96	96	156	97
4/ 3	1.2	2.1																85	85	96	114
2/ 1	2.2	4.8																164	164	140	195
0/ -1	4.0	.3																113	113	151	128
-2/ -3	2.9	1.2																107	107	96	112
-4/ -5	2.9	.5																86	86	92	134
-6/ -7	2.8	.2																77	77	85	95
-8/ -9	2.4																	64	64	68	117
-10/-11	1.9																	51	51	51	82
-12/-13	.4																	10	10	10	36
-14/-15	1.1																	30	30	36	72
-16/-17	.6																	17	17	17	67
-18/-19	1.3																	33	33	73	84
-20/-21	.8																	26	26	20	36
-22/-23	.7																	20	20	26	28
-24/-25	.4																	11	11	11	15

Element (X)	$\Sigma X'$	ΣX	$\bar{X}$	σ_x	No. Obs.	Mean No. of Hours with Temperature ≤ 0 F	≤ 32 F	≥ 67 F	≥ 73 F	≥ 80 F	≥ 93 F	Total
Rel. Hum.												
Dry Bulb												
Wet Bulb												
Dew Point												

FORM AA 0-26-5 (OL A) REVISED PREVIOUS EDITIONS OF THIS FORM ARE OBSOLETE

USAFETAC

GLOBAL CLIMATOLOGY BRANCH
USAFETAC
AIR WEATHER SERVICE/MAC

PSYCHROMETRIC SUMMARY

7 [illegible] 15 | FT MAINWRIGHT AAF AP | 77-82 | NOV
STATION | STATION NAME | YEARS | MONTH

PAGE 2 | ALL
HOURS (L. S. T.)

Temp. (F)	WET BULB TEMPERATURE DEPRESSION (F) 0	1-2	3-4	5-6	7-8	9-10	11-12	13-14	15-16	17-18	19-20	21-22	23-24	25-26	27-28	29-30	+31	TOTAL D.B./W.B.	TOTAL Dry Bulb	Wet Bulb	Dew Point
[illegible]/-27	.5																	12	13	13	[illegible]
[illegible]/-29	.5																	12	12	12	[illegible]
[illegible]/-31	.3																	1	1	1	3
[illegible]/-33	.7																	9	9	9	12
[illegible]/-35	.3																	7	8	7	[illegible]
[illegible]/-37	.1																	1	[illegible]	1	25
[illegible]/-39																					9
[illegible]/-41																					1
[illegible]/-43																					1
TOTAL	41.2	54.3	3.9	.7															2629		2624
																		2624		2624	

Element (X)	$\Sigma_{X'}$	Σ_X	$\bar{X}$	σ_x	No. Obs.	Mean No. of Hours with Temperature ≤ 0 F	≤ 32 F	≤ 67 F	≥ 73 F	≥ 80 F	≥ 93 F	Total
Rel. Hum.	1430356	194894	74.5	11.183	2624							
Dry Bulb	724096	22793	8.7	14.154	2629	188.1	683.6					720
Wet Bulb	545243	20031	7.7	13.526	2624	200.0	693.9					720
Dew Point	619479	5522	2.1	15.223	2624	305.4	709.3					720

USAFETAC FORM 0-26 5 (OL A) REVISED PREVIOUS EDITIONS OF THIS FORM ARE OBSOLETE

GLOBAL CLIMATOLOGY BRANCH
USAFETAC
AIR WEATHER SERVICE/MAC

2

PSYCHROMETRIC SUMMARY

7 [illegible] 15 — STATION
FT WAINWRIGHT AAF AK — STATION NAME
77,79-82 — YEARS
DEC — MONTH

PAST 1 [illegible] — HOURS (L. S. T.)

Temp. (F)	WET BULB TEMPERATURE DEPRESSION (F) 0	1-2	3-4	5-6	7-8	9-10	11-12	13-14	15-16	17-18	19-20	21-22	23-24	25-26	27-28	29-30	≥31	TOTAL D.B./W.B.	TOTAL Dry Bulb	TOTAL Wet Bulb	TOTAL Dew Point
[illegible] / 37			1.1															1	1		
34/ 33																				1	
[illegible] / 29			1.1															1	1		1
[illegible] / 25																				1	
27/ 21	2.2	1.1																3	3	3	
[illegible] / 19		2.2																2	2	1	3
[illegible] / 17		1.1																1	1	1	1
[illegible] / 15	1.1	6.5																7	7	5	1
[illegible] / 13	3.3	3.3																6	6	6	1
[illegible] / 11	2.2																	2	2	5	5
[illegible] / 9		3.3																3	3	1	6
[illegible] / 7	1.1	4.3																5	5	5	3
[illegible] / [illegible]																				[illegible]	
[illegible] / 3	1.1	2.2																3	3	3	4
[illegible] / 1	1.1	3.3																4	4	4	5
[illegible] / -1	2.2																	2	2	2	2
-[illegible] / -3	3.3																	3	3	3	2
-[illegible] / -5	5.4	2.2																7	7	5	4
-[illegible] / -7	4.3																	4	4	6	2
-[illegible] / -9	2.2																	2	2	2	3
-[illegible] / -11	4.3																	4	4	4	4
-[illegible] / -13	2.2																	2	2	2	1
-[illegible] / -15	7.6																	7	7	7	3
-[illegible] / -17	2.2																	2	2	2	4
-[illegible] / -19	3.3																	3	3	3	5
- / -21																					3
-[illegible] / -23	2.2																	2	2	2	4
-[illegible] / -25	2.2																	2	2	2	4
-[illegible] / -27	2.2																	2	2	2	
-[illegible] / -29	3.3																	3	3	3	3
- / -31	2.2																	2	2	2	1
- / -33	5.4																	5	5	5	3
-34/ -35	1.1																	1	3	1	1
-[illegible] / -37																			4		0

Element (X)	$\Sigma x'$	Σx	$\bar{X}$	σ_x	No. Obs.	Mean No. of Hours with Temperature ≤ 0 F	≤ 32 F	≤ 67 F	≤ 73 F	≤ 80 F	≤ 93 F	Total
Rel. Hum.												
Dry Bulb												
Wet Bulb												
Dew Point												

USAFETAC FORM 0-26-5 (OL A) REVISED PREVIOUS EDITIONS OF THIS FORM ARE OBSOLETE

GLOBAL CLIMATOLOGY BRANCH
USAFETAC
AIR WEATHER SERVICE/MAC

PSYCHROMETRIC SUMMARY

7 2615 STATION | FT WAINWRIGHT AAF AK STATION NAME | 77.79-82 YEARS | DEC MONTH

PAGE 2 | 0300-0500 HOURS (L. S. T.)

Temp. (F)	WET BULB TEMPERATURE DEPRESSION (F) 0	1-2	3-4	5-6	7-8	9-10	11-12	13-14	15-16	17-18	19-20	21-22	23-24	25-26	27-28	29-30	≥31	TOTAL D.B./W.B.	TOTAL Dry Bulb	TOTAL Wet Bulb	TOTAL Dew Point
-?/-39																			4		8
-40/-41	1.1																	1	4	1	
-42/-43																			2		
-44/-45																			2		
-46/-49																			4		
-50/-51																			1		1
TOTAL	68.5	29.3	2.2																115		92
																		22		22	

Element (X)	$\Sigma X'$	ΣX	$\bar{X}$	σ_x	No. Obs.	Mean No. of Hours with Temperature ≤ 0 F	≤ 32 F	≤ 67 F	≤ 73 F	≤ 80 F	≤ 93 F	Total
Rel. Hum.	487160	664.1	72.1	10.898	92							
Dry Bulb	68540	-1342	-11.7	21.537	115	62.3	92.2					93
Wet Bulb	27530	-423	-4.7	16.753	92	54.6	92.0					92
Dew Point	41129	-1019	-11.1	18.109	92	62.7	93.0					93

USAFETAC FORM AWS 0-26.5 (OL A) REVISED PREVIOUS EDITIONS OF THIS FORM ARE OBSOLETE

GLOBAL CLIMATOLOGY BRANCH
USAFETAC
AIR WEATHER SERVICE/MAC

PSYCHROMETRIC SUMMARY

7 [illegible] FT WAINWRIGHT AAF AK — STATION / STATION NAME

77-82 — YEARS

[illegible] — MONTH

PAGE 1 — HOURS (L.S.T.) [illegible]

Temp. (F)	WET BULB TEMPERATURE DEPRESSION (F) 0	1-2	3-4	5-6	7-8	9-10	11-12	13-14	15-16	17-18	19-20	21-22	23-24	25-26	27-28	29-30	≥31	TOTAL D.B./W.B.	TOTAL Dry Bulb	TOTAL Wet Bulb	TOTAL Dew Point
[illegible] / 43					•5													[illegible]	[illegible]		
[illegible] / 39			•5	•2														3	3		
[illegible] / 37			•3															1	1		
[illegible] / 35																				5	
[illegible] / 33																				4	
[illegible] / 31		•7	•3															4	4	1	
[illegible] / 29			•5															2	2	2	4
[illegible] / 27		•5	•2															3	3	3	3
[illegible] / 25		•3	•2															5	5	4	
[illegible] / 23																				4	2
[illegible] / 21	2•[illegible]	•5																10	10	10	1
[illegible] / 19	1•5	3•0																18	19	1	17
[illegible] / 17		2•7																11	11	14	3
[illegible] / 15	1•2	2•2																14	14	17	6
[illegible] / 13	•2	3•3																13	13	7	12
[illegible] / 11	2•2	2•2																16	19	21	17
[illegible] / [illegible]	•7	1•7																10	10	15	8
[illegible] / 7	1•	1•7																11	11	10	24
[illegible] / [illegible]	•2	2•5																11	11	10	5
[illegible] / [illegible]	1•[illegible]	•7																9	9	9	6
[illegible] / 1	4•2	3•5																31	31	28	2
[illegible] / -1	2•[illegible]	•7																13	13	13	11
[illegible] / -3	4•[illegible]	•7																19	19	17	11
[illegible] / -5	4•1	•[illegible]																17	17	19	22
[illegible] / -7	[illegible]•[illegible]	•7																15	15	13	14
[illegible] / -9	4•[illegible]																	16	16	19	12
[illegible] / -11	5•4																	22	22	22	14
[illegible] / -13	3•[illegible]																	14	14	14	1
[illegible] / -15	4•2																	17	17	17	15
[illegible] / -17	3•1																	12	12	12	19
[illegible] / -19	4•4																	16	15	15	19
[illegible] / -21	1•1																	4	4	4	10
[illegible] / -23	1•[illegible]																	4	4	4	[illegible]
[illegible] / -25	3•7																	15	15	15	16

Element (X)	$\Sigma X'$	ΣX	$\bar{X}$	σ_X	No. Obs.	Mean No. of Hours with Temperature ≤ 0 F	≤ 32 F	≤ 67 F	≤ 73 F	≤ 80 F	≤ 93 F	Total
Rel. Hum.												
Dry Bulb												
Wet Bulb												
Dew Point												

USAFETAC FORM 0-26-5 (OL-A) AUG 84 REVISED PREVIOUS EDITIONS OF THIS FORM ARE OBSOLETE

2

GLOBAL CLIMATOLOGY BRANCH
USAFETAC
AIR WEATHER SERVICE/MAC

PSYCHROMETRIC SUMMARY

[illegible] FT WAINWRIGHT AAF AK 77-8[illegible] [illegible]
STATION STATION NAME YEARS MONTH

PAGE 2 [illegible]
HOURS L.S.T.

Temp. (F)	WET BULB TEMPERATURE DEPRESSION (F) 0	1-2	3-4	5-6	7-8	9-10	11-12	13-14	15-16	17-18	19-20	21-22	23-24	25-26	27-28	29-30	≥31	TOTAL D.B./W.B.	TOTAL Dry Bulb	TOTAL Wet Bulb	TOTAL Dew Point
[illegible]/-27	1.7																	7	7	7	7
[illegible]/-29	2.[illegible]																	[illegible]	[illegible]	[illegible]	[illegible]
[illegible]/-31	2.2																	[illegible]	[illegible]	[illegible]	[illegible]
[illegible]/-33	4.[illegible]																	1[illegible]	1[illegible]	15	[illegible]
3[illegible]/-35	1.[illegible]																	4	6	4	
[illegible]/-37	.2																	1	[illegible]	1	[illegible]
[illegible]/-39																			[illegible]		11
[illegible]/-41																			1[illegible]		4
[illegible]/-43																			[illegible]		4
[illegible]/-45																			[illegible]		
[illegible]/-47																			[illegible]		
[illegible]/-49																			[illegible]		
[illegible]/-51																			1[illegible]		
[illegible]/-53																			[illegible]		
TOTAL	6[illegible].427.[illegible]	[illegible]		.2	.[illegible]														4[illegible]		4[illegible]
																		405		405	

Element (X)	$\Sigma X'$	ΣX	$\bar{X}$	σ_x	No. Obs.	Mean No. of Hours with Temperature ≤ 0 F	≤ 32 F	≤ 67 F	≤ 73 F	≤ 80 F	≤ 93 F	Total
Rel. Hum.	2114254	28884	71.3	11.592	405							
Dry Bulb	236173	-5127	-1[illegible].3	21.651	499	60.6	91.9					9[illegible]
Wet Bulb	113[illegible]	-1376	-3.4	16.395	4[illegible]	53.7	91.6					[illegible]
Dew Point	170450	-4072	-10.1	17.[illegible]4	405	63.1	93.[illegible]					[illegible]

USAFETAC FORM 0-26-5 (OL A) REVISED PREVIOUS EDITIONS OF THIS FORM ARE OBSOLETE

2

GLOBAL CLIMATOLOGY BRANCH
USAFETAC
AIR WEATHER SERVICE/MAC

PSYCHROMETRIC SUMMARY

7 [illegible] FT WAINWRIGHT AAF AK 77-82 [illegible]

STATION | STATION NAME | YEARS | MONTH

[illegible] HOURS [illegible]

Temp (F)	WET BULB TEMPERATURE DEPRESSION (F) 0	1-2	3-4	5-6	7-8	9-10	11-12	13-14	15-16	17-18	19-20	21-22	23-24	25-26	27-28	29-30	≥31	TOTAL D.B./W.B.	TOTAL Dry Bulb	TOTAL Wet Bulb	TOTAL Dew Point
[illegible]/41				.2														1	1		
[illegible]/[illegible]			.2															1	1		
[illegible]/37			.2	.2														[illegible]	[illegible]		
[illegible]/35			.2	.2														[illegible]	[illegible]	[illegible]	
[illegible]/33																					
[illegible]/31																				1	
[illegible]/[illegible]	.2	.2																[illegible]	[illegible]	[illegible]	
[illegible]/27		.7																[illegible]	3	[illegible]	4
[illegible]/[illegible]		1.2																[illegible]	[illegible]	[illegible]	[illegible]
[illegible]/23		.5	.2																3	7	[illegible]
[illegible]/21	.5	.7	.2															[illegible]	[illegible]	5	[illegible]
[illegible]/19	[illegible]	2.2																19	19	14	[illegible]
[illegible]/17	.7	3.9																15	19	17	11
[illegible]/15	.7	2.2																12	12	16	[illegible]
[illegible]/13	.5	2.2																11	11	7	11
1[illegible]/11	.7	.5																	[illegible]	[illegible]	[illegible]
[illegible]/[illegible]	1.[illegible]	2.2																15	[illegible]	11	[illegible]
[illegible]/7	1.2	2.[illegible]																13	13	15	[illegible]
[illegible]/[illegible]	1.[illegible]	1.7																11	11	[illegible]	[illegible]
[illegible]/[illegible]	2.7	2.5																[illegible]	[illegible]	[illegible]	[illegible]
[illegible]/1	5.4	3.4																[illegible]	35	[illegible]	[illegible]
[illegible]/-1	2.[illegible]	1.2																15	15	17	15
-[illegible]/-[illegible]	2.5	1.[illegible]																14	14	10	19
-[illegible]/-[illegible]	[illegible]	1.[illegible]																16	16	[illegible]	[illegible]
-[illegible]/-7	7.1																	[illegible]	[illegible]	33	11
-[illegible]/-[illegible]	[illegible]																	16	16	16	[illegible]
-[illegible]/-11	[illegible].4																	14	14	14	[illegible]
-1[illegible]/-1[illegible]	[illegible]																	[illegible]	[illegible]	[illegible]	[illegible]
-[illegible]/-1[illegible]	[illegible]																	10	1[illegible]	1[illegible]	2[illegible]
-[illegible]/-17	[illegible].4																	14	14	14	14
-[illegible]/-1[illegible]	[illegible]																	11	11	11	[illegible]
-[illegible]/-[illegible]	[illegible]																	[illegible]	[illegible]	[illegible]	1[illegible]
-[illegible]/-2[illegible]	[illegible]																	[illegible]	[illegible]	[illegible]	1[illegible]
-[illegible]/-[illegible]	[illegible]																	12	12	12	7

Element	Σ_x	$\Sigma_{\bar{x}}$	$\bar{x}$	σ_x	No. Obs.	Mean No. of Hours with Temperature ≤ 0 F	≤ 32 F	≥ 67 F	≥ 73 F	≥ 80 F	≥ 93 F	Total
Rel. Hum.												
Dry Bulb												
Wet Bulb												
Dew Point												

USAFETAC FORM 0-26-5 (OL A) REVISED PREVIOUS EDITIONS OF THIS FORM ARE OBSOLETE

GLOBAL CLIMATOLOGY BRANCH
USAFETAC
AIR WEATHER SERVICE/MAC

PSYCHROMETRIC SUMMARY

[illegible] FT WAINWRIGHT AAF AK 77-[illegible]
STATION STATION NAME YEARS MONTH

[illegible] HOURS [illegible]

Temp. F°	WET BULB TEMPERATURE DEPRESSION (F) 0	1-2	3-4	5-6	7-8	9-10	11-12	13-14	15-16	17-18	19-20	21-22	23-24	25-26	27-28	29-30	≥31	TOTAL D.B.-W.B.	TOTAL Dry Bulb	TOTAL Wet Bulb	TOTAL Dew Point
[illegible]/-27	[illegible]																	[illegible]	[illegible]	[illegible]	[illegible]
[illegible]/-29	1.[illegible]																	[illegible]	6.	[illegible]	[illegible]
[illegible]/-31	1.[illegible]																	[illegible]	[illegible]	[illegible]	[illegible]
[illegible]/-33	2.7																	11.	13.	11.	[illegible]
[illegible]/-35	2.[illegible]																	[illegible]	[illegible]	[illegible]	[illegible]
[illegible]/-37	.2																	1.	27.	1.	[illegible]
[illegible]/-39																			[illegible]		[illegible]
[illegible]/-41																			11.		[illegible]
[illegible]/-43																			[illegible]		
[illegible]/-45																			[illegible]		
[illegible]/-47																					
[illegible]/-49																			[illegible]		
[illegible]/-51																					
[illegible]/-53																			[illegible]		
TOTAL	[illegible]	[illegible]	1.[illegible]	.7															1		[illegible]
																		[illegible]		[illegible]	

Element (X)	ΣX^2	ΣX	$\bar{X}$	σ_x	No. Obs.	Mean No. of Hours with Temperature ≤0 F	≤32 F	≥67 F	≥73 F	≥80 F	≥93 F	Total
Rel. Hum.	[illegible]375	28[illegible]1	7[illegible].6	11.297	[illegible]							
Dry Bulb	27[illegible]5	-5[illegible]29	-1[illegible]	21.[illegible]	[illegible]	58.7	91.[illegible]					[illegible]
Wet Bulb	11[illegible]9	-1[illegible]	-3.2	16.[illegible]	407	[illegible]2.3	[illegible].1					[illegible]
Dew Point	170[illegible]	-4100	-10.1	17.[illegible]29	407	64.4	93.[illegible]					[illegible]

USAFETAC FORM 0 26 5 (CL A) REVISED PREVIOUS EDITIONS OF THIS FORM ARE OBSOLETE

AD-A137 574 FORT WAINWRIGHT WAINWRIGHT AAF ALASKA LIMITED SURFACE OBSERVATIONS CLIMAT...(U) AIR FORCE ENVIRONMENTAL TECHNICAL APPLICATIONS CENTER SCOTT A.. 13 OCT 83 5/6

UNCLASSIFIED USAFETAC/DS-83/044 SBI-AD-E850 487 F/G 4/2 NL





MICROCOPY RESOLUTION TEST CHART
NATIONAL BUREAU OF STANDARDS - 1963 - A

GLOBAL CLIMATOLOGY BRANCH
USAFETAC
AIR WEATHER SERVICE/MAC

PSYCHROMETRIC SUMMARY

702615 (STATION) FT WAINWRIGHT AAF AK (STATION NAME) 77-82 (YEARS) DEC (MONTH)

 1200-1400 (HOURS (L. S. T.))

Temp. (F)	WET BULB TEMPERATURE DEPRESSION (F) 0	1 - 2	3 - 4	5 - 6	7 - 8	9 - 10	11 - 12	13 - 14	15 - 16	17 - 18	19 - 20	21 - 22	23 - 24	25 - 26	27 - 28	29 - 30	≥ 31	TOTAL D.B./W.B.	TOTAL Dry Bulb	TOTAL Wet Bulb	TOTAL Dew Point
44/ 43				.2														1	1		
42/ 41				.5														2	2		
38/ 37				.2														1	1	2	
36/ 35																				1	
34/ 33		.2																1	1		
32/ 31		1.0	.2															5	5	2	
30/ 29	.2	1.0																5	5	5	2
28/ 27		1.2																5	5	6	5
26/ 25		.7																3	3	4	7
24/ 23	.2	1.2																6	6	9	1
22/ 21	.5	.5																4	4	3	2
20/ 19	1.7	1.9	.2															16	16	11	14
18/ 17	1.4	3.4																20	20	15	5
16/ 15	.5	2.4																12	12	17	15
14/ 13	.5	1.4																8	8	8	10
12/ 11	2.2	1.7																16	16	15	10
10/ 9	1.2	2.4																15	15	18	15
8/ 7	1.9	1.7																15	15	15	7
6/ 5	.7	1.9																11	11	15	9
4/ 3	2.4	3.1																23	23	23	17
2/ 1	2.2	2.4																19	19	16	16
0/ -1	5.3	1.2																27	27	25	17
-2/ -3	2.9	1.2																17	17	18	21
-4/ -5	3.6	.2																16	16	19	10
-6/ -7	4.8																	20	20	21	11
-8/ -9	5.0																	21	21	21	23
-10/-11	3.4																	14	14	14	13
-12/-13	1.2																	5	5	5	3
-14/-15	.7																	3	3	3	20
-16/-17	2.2																	9	9	9	19
-18/-19	2.6																	11	11	11	21
-20/-21	2.6																	11	11	11	10
-22/-23	3.6																	15	15	15	9
-24/-25	4.6																	19	19	19	5

Element (X)	$\Sigma x'$	Σx	$\bar{X}$	σ_x	No. Obs.	Mean No. of Hours with Temperature ≤ 0 F	≤ 32 F	≤ 67 F	≤ 73 F	≥ 80 F	≥ 93 F	Total
Rel. Hum.												
Dry Bulb												
Wet Bulb												
Dew Point												

USAFETAC FORM 0-26-5 (OL A) REVISED PREVIOUS EDITIONS OF THIS FORM ARE OBSOLETE

GLOBAL CLIMATOLOGY BRANCH
USAFETAC
AIR WEATHER SERVICE/MAC

PSYCHROMETRIC SUMMARY

7[illegible]2615 (STATION) FT WAINWRIGHT AAF AK (STATION NAME) 77-82 (YEARS) DEC (MONTH)

 1200-1400 (HOURS (L. S. T.))

Temp. (F)	WET BULB TEMPERATURE DEPRESSION (F)																		TOTAL D.B./W.B.	TOTAL		
	0	1 - 2	3 - 4	5 - 6	7 - 8	9 - 10	11 - 12	13 - 14	15 - 16	17 - 18	19 - 20	21 - 22	23 - 24	25 - 26	27 - 28	29 - 30	≥ 31			Dry Bulb	Wet Bulb	Dew Point
-26/-27	1.9																		8	8	8	9
-28/-29	2.4																		10	10	10	11
-30/-31	1.4																		6	6	6	8
-32/-33	1.9																		6	8	8	16
-34/-35	1.9																		8	16	8	14
-36/-37																				27		21
-38/-39																				10		13
-40/-41																				5		4
-42/-43																				5		
-44/-45																				15		2
-46/-47																				4		
-48/-49																				2		1
-50/-51																				7		
TOTAL	67.8	30.8	.5	1.0																499		416
																			416		416	

Element (X)	ΣX^2	ΣX	$\bar{X}$	σ_x	No. Obs.	Mean No. of Hours with Temperature						
						≤ 0 F	≤ 32 F	≥ 67 F	≥ 73 F	≥ 80 F	≥ 93 F	Total
Rel. Hum.	2160181	29569	71.1	11.862	416							
Dry Bulb	261489	-8175	-8.9	21.329	499	58.0	92.1					93
Wet Bulb	117151	-983	-2.4	16.639	416	51.6	92.3					93
Dew Point	175623	-3801	-9.1	18.426	416	62.8	93.0					93

USAFETAC FORM AM 64 0-26-5 (OL A) REVISED PREVIOUS EDITIONS OF THIS FORM ARE OBSOLETE

GLOBAL CLIMATOLOGY BRANCH
USAFETAC
AIR WEATHER SERVICE/MAC

PSYCHROMETRIC SUMMARY

7L2615 (STATION) FT WAINWRIGHT AAF AK (STATION NAME) 77-82 (YEARS) DEC (MONTH)

 1500-1700 HOURS (L. S. T.)

Temp. (F)	WET BULB TEMPERATURE DEPRESSION (F)																		TOTAL D.B./W.B.	TOTAL		
	0	1 - 2	3 - 4	5 - 6	7 - 8	9 - 10	11 - 12	13 - 14	15 - 16	17 - 18	19 - 20	21 - 22	23 - 24	25 - 26	27 - 28	29 - 30	≥ 31		Dry Bulb	Wet Bulb	Dew Point
82/ 41				.5														2	2		
40/ 39			.5	.5														4	4		
36/ 35		.2	.5															3	3	4	
34/ 33			.2															1	1	3	
32/ 31		1.2																5	5	3	
30/ 29		.5																2	2	5	4
28/ 27	.2																	1	1	3	4
26/ 25		1.2																5	5	1	9
24/ 23	.7	1.0																7	7	10	
22/ 21	.2	.2																2	2	3	5
20/ 19	1.5	2.7																17	17	10	9
18/ 17	2.2	1.0																13	13	18	7
16/ 15	1.5	2.9																18	18	10	14
14/ 13	1.0	2.5																14	14	14	14
12/ 11	2.2	.7																12	12	19	9
10/ 9	2.7	1.2																16	16	16	7
8/ 7	1.5	1.5																12	12	12	19
6/ 5	1.0	1.2																9	9	12	11
4/ 3	.7	2.9																15	15	15	11
2/ 1	2.7	1.7																18	18	15	12
0/ -1	4.7	1.5																25	25	22	9
-2/ -3	4.2	1.2																22	22	26	22
-4/ -5	4.9	.2																21	21	22	11
-6/ -7	5.7																	23	23	24	10
-8/ -9	4.4																	18	18	18	23
-10/-11	2.7																	11	11	11	18
-12/-13	1.2																	5	5	5	5
-14/-15	1.5																	6	6	6	23
-16/-17	1.5																	6	6	6	11
-18/-19	3.2																	13	13	13	22
-20/-21	3.7																	15	15	15	3
-22/-23	2.5																	10	10	10	14
-24/-25	3.2																	13	13	13	10
-26/-27	1.5																	4	4	4	11

Element (X)	Σ_X'	Σ_X	$\bar{X}$	σ_x	No. Obs.	Mean No. of Hours with Temperature						
						≤ 0 F	≤ 32 F	≤ 67 F	≥ 73 F	≥ 80 F	≥ 93 F	Total
Rel. Hum.												
Dry Bulb												
Wet Bulb												
Dew Point												

USAFETAC FORM 0-26-5 (OL A) REVISED PREVIOUS EDITIONS OF THIS FORM ARE OBSOLETE

GLOBAL CLIMATOLOGY BRANCH
USAFETAC
AIR WEATHER SERVICE/MAC

PSYCHROMETRIC SUMMARY

72615 (STATION) FT WAINWRIGHT AAF AK (STATION NAME) 77-82 (YEARS) DEC (MONTH)

PAGE 2 1500-1700 (HOURS (L. S. T.))

Temp. (F)	WET BULB TEMPERATURE DEPRESSION (F)																	TOTAL D.B./W.B.	TOTAL		
	0	1 - 2	3 - 4	5 - 6	7 - 8	9 - 10	11 - 12	13 - 14	15 - 16	17 - 18	19 - 20	21 - 22	23 - 24	25 - 26	27 - 28	29 - 30	≥ 31		Dry Bulb	Wet Bulb	Dew Point
-28/-29	2.0																	8	8	8	9
-30/-31	1.5																	6	6	6	5
-32/-33	3.2																	13	13	13	11
-34/-35	2.2																	9	15	9	13
-36/-37	.2																	1	28	1	20
-38/-3																			13		10
-40/-41																			7		8
-42/-43																			7		1
-44/-45																			9		1
-46/-47																			10		2
-48/-49																			3		
-50/-51																			2		
-52/-53																			3		
TOTAL	72.0	25.8	1.2	1.0															494		407
																		407		407	

Element (X)	$\Sigma_n X'$	$\Sigma_n X$	$\bar{X}$	σ_n	No. Obs.	Mean No. of Hours with Temperature						
						≤ 0 F	≤ 32 F	≥ 67 F	≥ 73 F	≥ 80 F	≥ 93 F	Total
Rel. Hum.	2160588	29266	71.9	21.758	407							
Dry Bulb	271588	-8332	-8.8	21.768	494	59.9	91.1					93
Wet Bulb	118983	-951	-2.3	16.958	407	53.5	91.9					93
Dew Point	173399	-3615	-8.9	18.655	407	62.2	93.0					93

USAFETAC FORM 0-26-5 (OL A) REVISED PREVIOUS EDITIONS OF THIS FORM ARE OBSOLETE

GLOBAL CLIMATOLOGY BRANCH
USAFETAC
AIR WEATHER SERVICE/MAC

PSYCHROMETRIC SUMMARY

702615 (STATION) FT WAINWRIGHT AAF AK (STATION NAME) 77-82 (YEARS) DEC (MONTH)

 1800-2000 HOURS (L. S. T.)

Temp. (F)	WET BULB TEMPERATURE DEPRESSION (F) 0	1 - 2	3 - 4	5 - 6	7 - 8	9 - 10	11 - 12	13 - 14	15 - 16	17 - 18	19 - 20	21 - 22	23 - 24	25 - 26	27 - 28	29 - 30	≥ 31	TOTAL D.B./W.B.	TOTAL Dry Bulb	TOTAL Wet Bulb	TOTAL Dew Point
40/ 39			.3															1	1		
38/ 35			.3	.3														2	2	1	
32/ 31		.6																2	2	2	
30/ 29																				2	1
28/ 27		.6																2	2		
26/ 25		.6																2	2	2	3
24/ 23	.9																	3	3	5	
22/ 21	.9	1.2																7	7	7	5
20/ 19	2.3	.9																11	11	8	6
18/ 17	.6	2.3																10	10	7	6
16/ 15	.6	1.7																8	8	9	9
14/ 13	3.2	3.2																22	22	16	5
12/ 11	3.2	.6																13	13	22	12
10/ 9	.3	3.2																12	12	5	18
8/ 7	1.7	3.2																17	17	19	10
6/ 5	1.4																	5	5	12	9
4/ 3	1.2	1.4																9	9	9	11
2/ 1	2.6	3.8																22	22	17	23
0/ -1	5.2	.9																21	21	23	2
-2/ -3	4.6	.3																17	17	20	10
-4/ -5	4.3	1.2																19	19	15	22
-6/ -7	4.9																	17	17	21	11
-8/ -9	5.2																	18	18	18	15
-10/-11	4.3																	15	15	15	18
-12/-13	.6																	2	2	2	3
-14/-15	2.3																	8	8	8	16
-16/-17	2.3																	8	8	8	12
-18/-19	3.2																	11	11	11	20
-20/-21	2.3																	8	8	8	12
-22/-23	2.6																	9	9	9	6
-24/-25	1.7																	6	6	6	15
-26/-27	1.4																	5	5	5	3
-28/-29	3.2																	11	11	11	11
-30/-31	.6																	2	2	2	2

Element (X)	$\Sigma X'$	ΣX	$\bar{X}$	σ_x	No. Obs.	Mean No. of Hours with Temperature ≤ 0 F	≤ 32 F	≤ 67 F	≤ 73 F	≤ 88 F	≤ 93 F	Total
Rel. Hum.												
Dry Bulb												
Wet Bulb												
Dew Point												

USAFETAC FORM 0-26-5 (OL A) REVISED PREVIOUS EDITIONS OF THIS FORM ARE OBSOLETE

GLOBAL CLIMATOLOGY BRANCH
USAFETAC
AIR WEATHER SERVICE/MAC

PSYCHROMETRIC SUMMARY

702615 (STATION) FT WAINWRIGHT AAF AK (STATION NAME) 77-82 (YEARS) DEC (MONTH)

 1800-2000 (HOURS (L. S. T.))

Temp. (F)	WET BULB TEMPERATURE DEPRESSION (F)																		TOTAL D.B./W.B.	TOTAL		
	0	1 - 2	3 - 4	5 - 6	7 - 8	9 - 10	11 - 12	13 - 14	15 - 16	17 - 18	19 - 20	21 - 22	23 - 24	25 - 26	27 - 28	29 - 30	≥ 31		Dry Bulb	Wet Bulb	Dew Point
-32/-33	3.8																	13	13	13	1
-34/-35	1.7																	6	7	6	4
-36/-37	.3																	1	15	1	14
-38/-39																			19		16
-40/-41	.3																	1	8	1	10
-42/-43																			6		2
-44/-45																			6		1
-46/-47																			2		1
-48/-49																			5		
-50/-51																			6		1
-52/-53																			3		
-54/-55																			1		
TOTAL	73.7	25.4	.6	.3														346	416	346	346

Element (X)	$\Sigma_{X'}$	Σ_X	$\bar{X}$	σ_x	No. Obs.	Mean No. of Hours with Temperature						
						≤ 0 F	≤ 32 F	≤ 67 F	≤ 73 F	≤ 88 F	≤ 93 F	Total
Rel. Hum.	1859370	25022	72.3	12.018	346							
Dry Bulb	217469	-3918	-9.4	20.859	416	59.9	92.3					93
Wet Bulb	89618	-1100	-3.2	15.800	346	59.6	92.7					93
Dew Point	140111	-3307	-9.7	17.671	346	61.3	93.0					93

FORM AS 64 0-26-5 (OL A) REVISED PREVIOUS EDITIONS OF THIS FORM ARE OBSOLETE
USAFETAC

GLOBAL CLIMATOLOGY BRANCH
USAFETAC
AIR WEATHER SERVICE/MAC

PSYCHROMETRIC SUMMARY

702615 STATION | FT WAINWRIGHT AAF AK STATION NAME | 78-82 YEARS | DEC MONTH

 2100-2300 HOURS (L. S. T.)

Temp. (F)	WET BULB TEMPERATURE DEPRESSION (F) 0	1 - 2	3 - 4	5 - 6	7 - 8	9 - 10	11 - 12	13 - 14	15 - 16	17 - 18	19 - 20	21 - 22	23 - 24	25 - 26	27 - 28	29 - 30	≥ 31	TOTAL D.B./W.B.	TOTAL Dry Bulb	TOTAL Wet Bulb	TOTAL Dew Point
32/ 31		1.1																1	1		
30/ 29																				1	
28/ 25																					1
24/ 23		2.2																2	2	1	
22/ 21	1.1																	1	1	2	
20/ 19	1.1	1.1																2	2	2	2
18/ 17		2.2																2	2		2
16/ 15	1.1																	1	1	3	1
14/ 13	2.2	1.1																3	3	2	1
12/ 11	3.3	3.3																6	6	4	2
10/ 9	1.1	3.3																4	4	4	3
8/ 7	1.1	3.3																4	4	6	2
6/ 5																				1	2
4/ 3	1.1	4.3																5	5	5	4
2/ 1	3.3	3.3																6	6	5	6
0/ -1	3.3	3.3																6	6	4	2
-2/ -3	7.6																	7	7	10	4
-4/ -5	2.2	1.1																3	3	2	6
-6/ -7	3.3	1.1																4	4	4	2
-8/ -9	8.7																	8	8	9	4
-10/-11	3.3																	3	3	3	5
-12/-13	1.1																	1	1	1	3
-14/-15	2.2																	2	2	2	5
-16/-17	2.2																	2	2	2	2
-18/-19	6.5																	6	6	6	4
-20/-21																					4
-22/-23	1.1																	1	1	1	2
-24/-25	1.1																	1	1	1	4
-26/-27	2.2																	2	2	2	4
-28/-29	2.2																	2	2	2	2
-30/-31	1.1																	1	1	1	
-32/-33	4.3																	4	4	4	
-34/-35	2.2																	2	2	2	
-36/-37																					4

Element (X)	$\Sigma x'$	Σx	$\bar{X}$	σ_x	No. Obs.	Mean No. of Hours with Temperature ≤ 0 F	≤ 32 F	≤ 67 F	≤ 73 F	≥ 80 F	≥ 92 F	Total
Rel. Hum.												
Dry Bulb												
Wet Bulb												
Dew Point												

FORM AS 44 0-26-5 (OL A) REVISES PREVIOUS EDITIONS OF THIS FORM ARE OBSOLETE

USAFETAC

GLOBAL CLIMATOLOGY BRANCH
USAFETAC
AIR WEATHER SERVICE/MAC

PSYCHROMETRIC SUMMARY

702615 (STATION) FT WAINWRIGHT AAF AK (STATION NAME) 78-82 (YEARS) DEC (MONTH)

PAGE 2 2100-2300 HOURS (L. S. T.)

Temp. (F)	WET BULB TEMPERATURE DEPRESSION (F)																	TOTAL D.B./W.B.	TOTAL		
	0	1 - 2	3 - 4	5 - 6	7 - 8	9 - 10	11 - 12	13 - 14	15 - 16	17 - 18	19 - 20	21 - 22	23 - 24	25 - 26	27 - 28	29 - 30	≥ 31		Dry Bulb	Wet Bulb	Dew Point
-38/-39																			4		4
-40/-41																			2		3
-42/-43																			1		
-48/-85																			1		1
-50/-51																			2		1
TOTAL	69	63	0	4															102		92
																		92		92	

Element (X)	$\Sigma X'$	ΣX	$\bar{X}$	σ_x	No. Obs.	Mean No. of Hours with Temperature						
						≤ 0 F	≤ 32 F	≤ 67 F	≤ 73 F	≤ 80 F	≤ 93 F	Total
Rel. Hum.	967784	6952	70.1	12.951	92							
Dry Bulb	90421	-767	-7.5	18.523	102	59.3	93.0					93
Wet Bulb	21605	-373	-9.1	14.859	92	56.6	93.0					93
Dew Point	38328	-1032	-11.2	17.188	92	66.7	93.0					93

USAFETAC FORM 0-26-5 (OL A) REVISED PREVIOUS EDITIONS OF THIS FORM ARE OBSOLETE

GLOBAL CLIMATOLOGY BRANCH
USAFETAC
AIR WEATHER SERVICE/MAC

PSYCHROMETRIC SUMMARY

702615 (STATION) FT WAINWRIGHT AAF AK (STATION NAME) 77-82 (YEARS) DEC (MONTH)

ALL (HOURS (L. S. T.))

Temp. (F)	WET BULB TEMPERATURE DEPRESSION (F)																		TOTAL D.B./W.B.	TOTAL		
	0	1 - 2	3 - 4	5 - 6	7 - 8	9 - 10	11 - 12	13 - 14	15 - 16	17 - 18	19 - 20	21 - 22	23 - 24	25 - 26	27 - 28	29 - 30	≥ 31		Dry Bulb	Wet Bulb	Dew Point
44/ 43				.0	.1													3	3			
42/ 41				.2														5	5			
40/ 39			.3	.1														9	9			
38/ 37			.1	.1														5	5	2		
36/ 35		.0	.2	.1														7	7	13		
34/ 33		.0	.0															2	2	7		
32/ 31		.7	.1															17	17	9		
30/ 29	.1	.3	.1															12	12	17	12	
28/ 27	.0	.6	.0															14	14	12	16	
26/ 25		.8	.0															18	18	14	23	
24/ 23	.3	.6	.0															21	21	36	4	
22/ 21	.9	.6	.0															33	33	33	16	
20/ 19	1.8	2.1	.0															85	85	56	61	
18/ 17	.9	2.6																76	76	68	35	
16/ 15	.9	2.4																72	72	77	56	
14/ 13	1.2	2.4																77	77	60	54	
12/ 11	2.1	1.2																72	72	98	63	
10/ 9	1.2	2.2																73	73	70	70	
8/ 7	1.4	2.1																77	77	82	75	
6/ 5	.8	1.4																47	47	71	42	
4/ 3	1.7	2.3																85	85	95	65	
2/ 1	3.3	3.0																136	136	114	107	
0/ -1	3.9	1.2																109	109	116	58	
-2/ -3	3.7	.8																99	99	112	89	
-4/ -5	3.9	.6																99	99	97	97	
-6/ -7	5.0	.2																112	112	122	61	
-8/ -9	4.6																	99	99	103	88	
-10/-11	3.8																	83	83	83	80	
-12/-13	1.7																	37	37	37	19	
-14/-15	2.4																	53	53	53	105	
-16/-17	2.4																	53	53	53	77	
-18/-19	3.4																	73	73	73	126	
-20/-21	2.0																	44	44	44	64	
-22/-23	2.3																	49	49	49	72	

Element (X)	$\Sigma_{X'}$	Σ_X	$\bar{X}$	σ_x	No. Obs.	Mean No. of Hours with Temperature						
Rel. Hum.						≤ 0 F	≤ 32 F	≥ 67 F	≥ 73 F	≥ 80 F	≥ 92 F	Total
Dry Bulb												
Wet Bulb												
Dew Point												

FORM 0-26-5 (OL A) REVISED PREVIOUS EDITIONS OF THIS FORM ARE OBSOLETE
USAFETAC

GLOBAL CLIMATOLOGY BRANCH
USAFETAC
AIR WEATHER SERVICE/MAC

PSYCHROMETRIC SUMMARY

70261S STATION | FT WAINWRIGHT AAF AK STATION NAME | 77-82 YEARS | DEC MONTH

PAGE 2 | ALL HOURS (L.S.T.)

Temp. (F)	WET BULB TEMPERATURE DEPRESSION (F)																		TOTAL D.B./W.B.	TOTAL Dry Bulb	TOTAL Wet Bulb	TOTAL Dew Point
	0	1-2	3-4	5-6	7-8	9-10	11-12	13-14	15-16	17-18	19-20	21-22	23-24	25-26	27-28	29-30	≥31					
-24/-25	3.1																		68	68	68	61
-26/-27	2.1																		86	86	86	83
-28/-29	2.2																		48	48	48	55
-30/-31	1.4																		31	32	31	30
-32/-33	3.2																		70	72	70	51
-34/-35	1.8																		60	68	60	48
-36/-37	.2																		4	118	4	107
-38/-39																				89		79
-40/-41	.1																		2	95	2	37
-42/-43																				31		12
-44/-45																				45		5
-46/-47																				32		3
-48/-49																				28		1
-50/-51																				37		3
-52/-53																				19		
-54/-55																				1		
TOTAL	70.1	28.1	1.1	.6	.1														2165	2626	2165	2165

Element (X)	$\Sigma X'$	ΣX	$\bar{X}$	σ_x	No. Obs.	Mean No. of Hours with Temperature						
						≤ 0 F	≤ 32 F	≤ 67 F	≤ 73 F	≤ 80 F	≤ 93 F	Total
Rel. Hum	11387592	154638	71.4	11.832	2165							
Dry Bulb	1424620	-24690	-9.4	21.318	2626	476.0	735.2					744
Wet Bulb	599028	-6530	-3.0	16.362	2165	426.5	736.9					744
Dew Point	909388	-20986	-9.7	18.062	2165	503.8	744.0					744

USAFETAC FORM AM 64 0-26-5 (OL A) REVISED PREVIOUS EDITIONS OF THIS FORM ARE OBSOLETE

GLOBAL CLIMATOLOGY BRANCH
USAFETAC
AIR WEATHER SERVICE/MAC

PSYCHROMETRIC SUMMARY

7 2615 STATION | FT WAINWRIGHT AAF AK STATION NAME | 77-83 YEARS | ALL MONTH

ALL HOURS (L. S. T.)

Temp. (F)	WET BULB TEMPERATURE DEPRESSION (F)																		TOTAL D.B./W.B.	TOTAL		
	0	1 - 2	3 - 4	5 - 6	7 - 8	9 - 10	11 - 12	13 - 14	15 - 16	17 - 18	19 - 20	21 - 22	23 - 24	25 - 26	27 - 28	29 - 30	≥ 31		Dry Bulb	Wet Bulb	Dew Point
96/ 93														.0				1	1		
92/ 91													.0					2	2		
90/ 89											.0	.0				.0		5	5		
88/ 87											.0	.0	.0	.0	.0	.0		20	20		
86/ 85										.0	.0	.0	.0	.0				29	29		
84/ 83								.0	.0	.0	.1	.0	.0					51	51		
82/ 81								.0	.0	.1	.1	.0	.0					96	96		
80/ 79							.0	.0	.1	.2	.1	.0	.0					160	160		
78/ 77						.0		.1	.1	.2	.2	.1	.0	.0				240	240		
76/ 75						.0	.1	.1	.3	.2	.2	.1	.0	.0				339	339		
74/ 73					.0	.0	.1	.2	.3	.3	.2	.1	.0					414	414		
72/ 71					.0	.0	.2	.4	.3	.3	.1	.1	.0					488	490		
70/ 69				.0	.0	.2	.3	.4	.4	.3	.2	.1	.0					623	626	4	
68/ 67				.0	.1	.3	.5	.5	.3	.4	.2	.1	.0					732	733	29	
66/ 65			.0	.1	.3	.5	.4	.4	.3	.3	.2	.0						825	828	137	3
64/ 63			.0	.2	.4	.4	.5	.3	.3	.3	.1	.0						832	834	321	10
62/ 61			.1	.3	.4	.5	.4	.3	.4	.2	.0							832	836	580	27
60/ 59	.0	.0	.2	.4	.5	.5	.4	.4	.4	.1	.0							976	981	851	104
58/ 57	.0	.0	.4	.5	.6	.4	.5	.6	.3	.1								1100	1103	1017	287
56/ 55	.0	.0	.5	.6	.6	.4	.5	.4	.1	.0								1060	1063	1253	531
54/ 53	.0	.0	.5	.8	.5	.4	.4	.3	.2	.0								1036	1038	1234	824
52/ 51	.0	.0	.6	.7	.4	.5	.4	.3	.0	.0								912	914	1268	888
50/ 49	.0	.0	.7	.6	.4	.4	.3	.2	.1									904	905	1376	1125
48/ 47	.0	.0	.6	.4	.4	.5	.3	.1	.0									740	741	1442	1180
46/ 45	.0	.0	.5	.4	.6	.4	.2	.0	.0									760	761	1205	1218
44/ 43	.0	.0	.5	.5	.6	.4	.2	.0										701	701	901	1004
42/ 41	.0	.0	.4	.5	.7	.4	.0											687	687	857	873
40/ 39	.0	.1	.5	.8	.4	.4	.0											726	726	914	969
38/ 37	.0	.1	.6	.7	.8	.2	.0											754	755	920	835
36/ 35	.0	.1	.7	.8	.6	.1												746	746	932	979
34/ 33	.0	.1	.8	.6	.5	.1												701	701	941	1023
32/ 31	.0	.3	1.3	1.0	.5	.1												1070	1071	957	1701
30/ 29	.0	.2	.8	.9	.2	.0												687	687	866	1014
28/ 27	.0	.1	1.1	.6	.2	.0												681	682	801	1000

Element (X)	$\Sigma X'$	ΣX	$\bar{X}$	σ_x	No. Obs.	Mean No. of Hours with Temperature						
Rel. Hum.						≤ 0 F	≤ 32 F	≥ 67 F	≥ 73 F	≥ 80 F	≥ 93 F	Total
Dry Bulb												
Wet Bulb												
Dew Point												

USAFETAC FORM 0-26-5 (OL A) REVISED PREVIOUS EDITIONS OF THIS FORM ARE OBSOLETE

GLOBAL CLIMATOLOGY BRANCH
USAFETAC
AIR WEATHER SERVICE/MAC

PSYCHROMETRIC SUMMARY

72615 STATION | FT WAINWRIGHT AAF AK STATION NAME | 77-83 YEARS | ALL MONTH

ALL HOURS (L. S. T.)

Temp. (F)	WET BULB TEMPERATURE DEPRESSION (F) 0	1 - 2	3 - 4	5 - 6	7 - 8	9 - 10	11 - 12	13 - 14	15 - 16	17 - 18	19 - 20	21 - 22	23 - 24	25 - 26	27 - 28	29 - 30	≥ 31	TOTAL D.B./W.B.	TOTAL Dry Bulb	TOTAL Wet Bulb	TOTAL Dew Point
27/ 25	.1	1.3	.6	.1	.1													710	710	945	1005
24/ 23	.1	.7	.4	.1														409	409	832	479
22/ 21	.5	.8	.5	.0														601	601	687	962
20/ 19	.6	1.6	.5	.1														921	921	617	1006
18/ 17	.3	1.3	.3	.0														614	614	762	810
16/ 15	.3	1.7	.3															744	744	748	749
14/ 13	.3	1.5	.2															667	667	594	730
12/ 11	.6	1.4	.2															722	722	752	774
10/ 9	.3	1.5	.1															626	626	781	647
8/ 7	.3	1.4	.0															565	565	647	735
6/ 5	.3	.9	.0															383	383	632	437
4/ 3	.5	1.0																512	512	533	565
2/ 1	.8	1.7																825	829	649	923
0/ -1	1.2	.3																493	510	642	537
-2/ -3	.9	.4																440	442	468	555
-4/ -5	1.1	.2																456	466	445	628
-6/ -7	1.2	.1																419	420	473	494
-8/ -9	1.3																	415	415	441	550
-10/-11	1.1																	355	355	355	474
-12/-13	.5																	152	152	152	154
-14/-15	.8																	267	268	267	470
-16/-17	.7																	224	224	224	373
-18/-19	1.0																	329	329	329	571
-20/-21	.6																	213	213	213	294
-22/-23	.6																	183	184	183	274
-24/-25	.6																	192	193	192	261
-26/-27	.4																	134	134	134	237
-28/-29	.5																	156	158	156	255
-30/-31	.2																	80	81	80	98
-32/-33	.5																	157	159	157	178
-34/-35	.2																	76	135	76	205
-36/-37	.0																	6	229	6	296
-38/-39																			142		193
-40/-41	.1																	2	116	2	62

Element (X)	ΣX^2	ΣX	$\bar{X}$	σ_x	No. Obs.	Mean No. of Hours with Temperature ≤ 0 F	≤ 32 F	≤ 67 F	≤ 73 F	≤ 80 F	≤ 93 F	Total
Rel. Hum.												
Dry Bulb												
Wet Bulb												
Dew Point												

USAFETAC FORM 0-26-5 (OL A) REVISED PREVIOUS EDITIONS OF THIS FORM ARE OBSOLETE

GLOBAL CLIMATOLOGY BRANCH
USAFETAC
AIR WEATHER SERVICE/MAC

PSYCHROMETRIC SUMMARY

7 26 15 — STATION
FT WAINWRIGHT AAF AK — STATION NAME
77-83 — YEARS
ALL — MONTH
PAGE 7
ALL — HOURS (L. S. T.)

Temp. (F)	WET BULB TEMPERATURE DEPRESSION (F)																	TOTAL D.B./W.B.	TOTAL		
	0	1 - 2	3 - 4	5 - 6	7 - 8	9 - 10	11 - 12	13 - 14	15 - 16	17 - 18	19 - 20	21 - 22	23 - 24	25 - 26	27 - 28	29 - 30	≥ 31		Dry Bulb	Wet Bulb	Dew Point
-42/-43																			123		18
-44/-45																			107		5
-46/-47																			100		3
-48/-49																			44		1
-50/-51																			84		4
-52/-53																			24		
-54/-55																			12		
TOTAL	19.	528.	714.	210.	0 7.1	6.0	5.0	3.7	2.8	1.7	1.0	.3	.1	.0	.0	.0			34091		32980
																		32980		32980	

Element (X)	$\Sigma X'$	ΣX	$\bar{X}$	σ_x	No. Obs.	Mean No. of Hours with Temperature						
						≤ 0 F	≤ 32 F	≤ 67 F	≤ 73 F	≤ 80 F	≤ 93 F	Total
Rel. Hum.	1446D3241	2103651	63.8	17.776	32980							
Dry Bulb	61922428	1037064	30.4	29.850	34091	1516.7	4200.8	869.1	372.0	78.2	.3	8760
Wet Bulb	44557731	926193	28.1	23.715	32980	1446.2	4512.2	9.3				8760
Dew Point	32941860	674788	20.5	24.088	32980	2023.2	5561.4					8760

FORM AA 64 0-26-5 (OL A) REVISED PREVIOUS EDITIONS OF THIS FORM ARE OBSOLETE
USAFETAC

GLOBAL CLIMATOLOGY BRANCH
USAFETAC
AIR WEATHER SERVICE/MAC

MEANS AND STANDARD DEVIATIONS

DRY-BULB TEMPERATURES DEG F FROM HOURLY OBSERVATIONS

702615 (STATION) FT WAINWRIGHT AAF AK (STATION NAME) 77-83 (YEARS)

HRS L S T		JAN	FEB	MAR	APR	MAY	JUN	JUL	AUG	SEP	OCT	NOV	DEC	ANNUAL
03-05	MEAN	-7.7	-4.0	8.2	23.8	41.5	50.7	54.1	48.8	38.8	24.0	5.8	-11.7	25.0
	S D	23.930	23.536	14.705	11.836	6.417	4.815	4.027	6.652	6.396	11.558	15.492	24.520	26.375
	TOTAL OBS	152	137	150	144	198	168	160	173	161	167	133	115	1858
06-08	MEAN	-7.7	-4.8	7.4	26.5	47.5	55.1	58.4	52.8	40.3	23.8	6.1	-10.3	24.6
	S D	23.133	23.956	14.392	12.793	7.320	5.922	5.353	7.211	6.595	11.759	15.028	23.970	28.395
	TOTAL OBS	515	517	613	583	595	506	486	520	484	510	471	499	6299
09-11	MEAN	-7.3	.0	16.2	35.9	55.5	61.5	65.3	60.9	47.1	27.7	8.0	-10.0	30.2
	S D	22.848	22.017	13.318	11.889	7.572	7.496	7.198	8.431	7.838	11.667	14.242	23.621	30.117
	TOTAL OBS	516	520	617	584	597	507	489	522	484	510	479	501	6321
12-14	MEAN	-3.8	8.2	24.5	41.0	59.4	65.1	69.3	66.1	52.4	31.8	11.5	-8.4	35.0
	S D	21.338	19.738	12.189	11.053	7.647	8.258	8.387	8.922	8.781	11.710	12.768	22.915	29.865
	TOTAL OBS	516	521	616	585	593	506	488	522	483	510	479	499	6313
15-17	MEAN	-4.6	8.1	24.9	41.3	59.5	65.7	69.3	67.1	52.8	30.7	9.8	-8.8	34.9
	S D	21.501	19.798	11.744	10.598	7.689	8.022	8.203	8.943	9.098	11.606	13.538	23.471	30.258
	TOTAL OBS	514	513	614	585	591	505	486	519	483	510	474	494	6288
18-20	MEAN	-6.3	2.0	18.8	37.2	56.2	63.6	66.9	63.2	47.6	27.0	8.1	-9.4	32.0
	S D	22.516	21.688	12.316	10.730	7.800	7.608	7.671	8.433	8.135	11.396	14.288	22.891	29.906
	TOTAL OBS	508	504	604	574	592	504	486	518	483	510	472	516	6171
21-23	MEAN	-7.2	-.9	15.4	30.1			64.0		60.0	20.4	10.7	-7.5	8.0
	S D	23.934	23.379	13.498	9.780						13.280	13.440	20.005	21.961
	TOTAL OBS	135	144	173	132			1		1	22	131	102	841
	MEAN													
	S D													
	TOTAL OBS													
ALL HOURS	MEAN	-6.1	2.2	17.8	35.6	54.7	61.5	65.1	61.2	47.5	27.9	8.7	-9.4	30.4
	S D	22.426	22.128	14.470	12.801	9.298	8.688	8.706	10.189	9.429	12.002	14.154	23.296	29.850
	TOTAL OBS	2856	2856	3387	3187	3166	2696	2596	2774	2579	2739	2629	2626	34091

USAFETAC FORM JUL 66 0 89-5 (OLA)

GLOBAL CLIMATOLOGY BRANCH
USAFETAC
AIR WEATHER SERVICE/MAC

MEANS AND STANDARD DEVIATIONS

WET-BULB TEMPERATURES DEG F FROM HOURLY OBSERVATIONS

702615 (STATION) FT WAINWRIGHT AAF AK (STATION NAME) 77-83 (YEARS)

HRS L S T		JAN	FEB	MAR	APR	MAY	JUN	JUL	AUG	SEP	OCT	NOV	DEC	ANNUAL
03-05	MEAN	-2.2	1.2	6.8	21.5	37.2	47.2	51.2	46.6	37.1	22.6	5.1	-4.7	25.3
	S D	17.643	17.358	13.584	11.174	5.583	4.080	3.705	5.974	5.931	10.896	14.977	17.393	22.311
	TOTAL OBS	129	119	150	144	197	167	160	173	161	167	133	92	1792
06-08	MEAN	-2.6	.6	6.2	23.7	40.9	49.7	53.8	49.1	38.1	22.5	5.7	-3.4	24.6
	S D	16.889	18.081	13.338	11.595	5.576	4.219	3.683	5.741	5.966	11.080	14.229	16.744	23.533
	TOTAL OBS	440	440	613	581	594	501	486	519	484	510	468	405	6041
09-11	MEAN	-2.5	3.2	14.1	30.6	45.3	52.7	57.3	53.7	42.6	25.6	7.4	-3.2	28.3
	S D	16.845	17.442	11.953	9.671	5.416	4.659	4.210	5.388	6.224	10.649	13.482	16.525	23.983
	TOTAL OBS	446	463	616	584	596	501	486	519	484	510	472	407	6084
12-14	MEAN	.0	7.8	21.0	34.2	46.9	53.9	58.8	56.0	45.4	28.7	10.5	-2.4	30.9
	S D	16.173	17.599	10.353	8.261	4.957	4.527	4.526	5.154	6.290	10.032	12.226	16.802	23.326
	TOTAL OBS	461	501	614	585	593	500	486	519	483	510	474	416	6142
15-17	MEAN	-1.0	7.9	21.4	34.2	47.0	53.9	58.7	56.2	45.6	27.9	9.0	-2.3	30.8
	S D	16.431	17.280	10.035	7.966	4.928	4.201	4.332	5.157	6.520	10.086	13.037	17.119	23.512
	TOTAL OBS	462	495	614	585	591	503	486	519	483	510	474	407	6129
18-20	MEAN	-1.9	4.0	16.1	31.4	45.3	53.1	57.7	54.6	42.8	25.1	7.3	-3.2	29.1
	S D	16.890	18.003	10.959	8.489	5.193	4.147	4.464	5.324	6.597	10.444	13.790	16.117	23.726
	TOTAL OBS	445	466	609	574	592	502	486	518	483	510	472	396	5998
21-23	MEAN	-2.3	3.7	13.1	26.0			54.0		52.0	19.1	9.8	-4.1	9.2
	S D	17.842	18.216	12.139	8.592						12.114	12.941	15.408	17.345
	TOTAL OBS	117	125	173	132			1		1	22	131	92	794
	MEAN													
	S D													
	TOTAL OBS													
ALL HOURS	MEAN	-1.6	4.6	15.2	30.2	44.6	52.3	56.9	53.5	42.5	25.7	7.9	-3.0	28.1
	S D	16.733	17.883	12.821	10.271	5.981	4.779	4.792	6.197	6.970	10.753	13.526	16.638	23.715
	TOTAL OBS	2500	2609	3389	3185	3163	2674	2591	2767	2579	2739	2629	2165	32980

USAFETAC FORM JUL 64 0-89-5 (OL-A)

GLOBAL CLIMATOLOGY BRANCH
USAFETAC
AIR WEATHER SERVICE/MAC

MEANS AND STANDARD DEVIATIONS

DEW-POINT TEMPERATURES DEG F FROM HOURLY OBSERVATIONS

702615 STATION — FT WAINWRIGHT AAF AK STATION NAME — 77-83 YEARS

HRS (L S T)		JAN	FEB	MAR	APR	MAY	JUN	JUL	AUG	SEP	OCT	NOV	DEC	ANNUAL
03-05	MEAN	-9.6	-5.9	-1.9	14.6	31.1	43.6	48.7	44.5	34.5	18.4	-.9	-11.1	20.2
	S D	20.633	19.437	15.457	13.433	6.779	5.238	4.536	6.149	6.664	12.590	16.581	21.260	24.449
	TOTAL OBS	129	119	150	144	197	167	160	173	161	167	133	92	1792
06-08	MEAN	-9.9	-6.4	-1.7	16.3	32.4	44.5	50.1	45.9	35.1	18.2	-.2	-10.1	18.7
	S D	20.064	20.171	14.828	13.338	6.912	5.612	4.406	5.870	6.592	12.880	15.844	20.540	25.049
	TOTAL OBS	440	440	613	581	598	501	486	519	484	510	468	405	6041
09-11	MEAN	-10.3	-4.3	5.5	21.1	33.4	44.9	51.2	48.0	37.4	20.3	1.4	-10.1	20.8
	S D	20.433	18.559	13.260	10.685	7.593	6.468	5.116	5.373	6.701	12.414	15.235	20.484	24.557
	TOTAL OBS	496	463	616	584	596	501	486	519	484	510	472	407	6084
12-14	MEAN	-7.4	.1	11.7	23.2	32.8	44.0	51.0	47.8	38.0	22.6	4.5	-9.1	22.2
	S D	18.754	18.279	11.102	9.130	6.990	6.487	5.699	5.769	6.722	10.991	13.901	20.572	23.072
	TOTAL OBS	461	501	614	585	593	500	486	519	483	510	474	416	6142
15-17	MEAN	-8.3	.1	11.7	22.8	32.7	43.5	50.7	47.4	37.8	22.3	3.4	-8.9	22.0
	S D	19.580	18.223	10.964	9.031	7.029	6.410	5.574	6.089	7.035	11.167	14.860	20.666	23.147
	TOTAL OBS	462	495	614	585	591	503	486	519	483	510	474	407	6129
18-20	MEAN	-9.4	-3.3	6.9	20.8	32.4	43.7	50.6	47.6	37.3	20.5	1.7	-9.7	21.1
	S D	20.559	19.248	12.513	9.967	7.244	6.201	5.827	5.990	7.288	12.001	15.498	20.152	23.941
	TOTAL OBS	495	466	609	574	592	502	486	518	483	510	472	396	5998
21-23	MEAN	-10.4	-3.7	3.7	16.4			46.0		45.0	14.6	4.3	-11.2	1.3
	S D	21.542	19.961	13.936	11.016						13.469	14.693	20.522	18.470
	TOTAL OBS	117	125	173	132			1		1	22	131	92	794
	MEAN													
	S D													
	TOTAL OBS													
ALL HOURS	MEAN	-9.1	-2.8	6.3	20.4	32.6	44.1	50.6	47.2	37.0	20.6	2.1	-9.7	20.5
	S D	19.979	18.936	13.755	11.061	7.150	6.201	5.335	5.925	6.951	12.070	15.223	20.500	24.088
	TOTAL OBS	2500	2609	3389	3185	3163	2679	2591	2767	2579	2739	2629	2165	32980

USAFETAC FORM JUL 84 0-89-3 (OLA)

GLOBAL CLIMATOLOGY BRANCH
USAFETAC
AIR WEATHER SERVICE/MAC

RELATIVE HUMIDITY

702615 (STATION) FT WAINWRIGHT AAF AK (STATION NAME) 78-83 (PERIOD) JAN (MONTH)

CUMULATIVE PERCENTAGE FREQUENCY OF OCCURRENCE
(FROM HOURLY OBSERVATIONS)

MONTH	HOURS (L.S.T.)	PERCENTAGE FREQUENCY OF RELATIVE HUMIDITY GREATER THAN									MEAN RELATIVE HUMIDITY	TOTAL NO OF OBS.
		10%	20%	30%	40%	50%	60%	70%	80%	90%		
JAN	00-02											
	03-05	100.0	100.0	99.2	99.2	93.0	77.5	45.0	14.0	.8	68.2	129
	06-08	100.0	100.0	99.3	99.1	94.3	75.0	48.0	11.1	1.8	68.3	440
	09-11	100.0	99.8	98.9	98.2	91.5	71.3	42.8	10.3	1.3	67.1	446
	12-14	100.0	100.0	100.0	99.1	93.9	72.7	42.1	15.6	2.8	68.3	461
	15-17	100.0	100.0	100.0	99.6	92.2	72.7	45.9	16.7	1.3	68.5	462
	18-20	100.0	100.0	100.0	99.1	90.3	70.1	44.9	15.1	2.5	68.0	445
	21-23	100.0	100.0	100.0	98.3	88.0	64.1	37.6	11.1	.9	65.8	117
TOTALS		100.0	100.0	99.6	98.9	91.9	71.9	43.8	13.4	1.6	67.7	2500

USAFETAC FORM AIR 64 0-87-5 (OL A)

GLOBAL CLIMATOLOGY BRANCH
USAFETAC
AIR WEATHER SERVICE/MAC

RELATIVE HUMIDITY

702615 (STATION) FT WAINWRIGHT AAF AK (STATION NAME) 77-83 (PERIOD) FEB (MONTH)

CUMULATIVE PERCENTAGE FREQUENCY OF OCCURRENCE (FROM HOURLY OBSERVATIONS)

MONTH	HOURS (L.S.T.)	PERCENTAGE FREQUENCY OF RELATIVE HUMIDITY GREATER THAN									MEAN RELATIVE HUMIDITY	TOTAL NO OF OBS.
		10%	20%	30%	40%	50%	60%	70%	80%	90%		
FEB	00-02											
	03-05	100.0	100.0	100.0	100.0	93.3	73.9	48.7	16.0	3.4	69.1	119
	06-08	100.0	100.0	100.0	99.5	94.3	77.0	47.3	15.7	3.4	69.3	440
	09-11	100.0	100.0	100.0	98.5	90.5	73.0	41.7	13.8	3.2	67.9	463
	12-14	100.0	100.0	100.0	96.6	88.2	72.7	41.1	12.4	3.0	66.9	501
	15-17	100.0	100.0	99.6	96.6	90.5	68.1	39.2	10.3	3.2	66.2	495
	18-20	100.0	100.0	100.0	98.7	91.6	75.1	42.3	10.5	4.1	67.9	466
	21-23	100.0	100.0	100.0	98.4	93.6	70.4	40.0	13.6	4.8	67.6	125
TOTALS		100.0	100.0	99.9	98.3	91.7	72.9	42.9	13.2	3.6	67.8	2609

GLOBAL CLIMATOLOGY BRANCH
USAFETAC
AIR WEATHER SERVICE/MAC

RELATIVE HUMIDITY

702615 (STATION) FT WAINWRIGHT AAF AK (STATION NAME) 77-83 (PERIOD) MAR (MONTH)

CUMULATIVE PERCENTAGE FREQUENCY OF OCCURRENCE
(FROM HOURLY OBSERVATIONS)

MONTH	HOURS (L.S.T.)	PERCENTAGE FREQUENCY OF RELATIVE HUMIDITY GREATER THAN									MEAN RELATIVE HUMIDITY	TOTAL NO. OF OBS.
		10%	20%	30%	40%	50%	60%	70%	80%	90%		
MAR	00-02											
	03-05	100.0	100.0	99.3	94.7	84.0	57.3	32.7	14.0	.7	64.1	150
	06-08	100.0	100.0	99.8	95.4	85.6	65.6	44.5	17.3	2.3	66.8	613
	09-11	100.0	100.0	99.8	95.6	79.1	55.5	31.0	13.5	1.8	63.5	616
	12-14	100.0	100.0	98.0	90.4	71.7	45.3	23.3	7.8	2.0	59.5	614
	15-17	100.0	99.8	97.1	89.9	69.5	45.1	23.0	7.2	1.0	58.8	614
	18-20	100.0	100.0	98.3	91.7	75.5	48.7	27.3	9.4	2.3	61.0	604
	21-23	100.0	100.0	99.4	91.9	74.0	48.0	25.4	9.2	2.3	60.8	173
TOTALS		100.0	100.0	98.8	92.8	77.1	52.2	29.6	11.2	1.8	62.1	3384

USAFETAC FORM 0-87-5 (OL A)

GLOBAL CLIMATOLOGY BRANCH
USAFETAC
AIR WEATHER SERVICE/MAC

RELATIVE HUMIDITY

702615 (STATION) FT WAINWRIGHT AAF AK (STATION NAME) 77-83 (PERIOD) APR (MONTH)

CUMULATIVE PERCENTAGE FREQUENCY OF OCCURRENCE (FROM HOURLY OBSERVATIONS)

MONTH	HOURS (L.S.T.)	PERCENTAGE FREQUENCY OF RELATIVE HUMIDITY GREATER THAN									MEAN RELATIVE HUMIDITY	TOTAL NO OF OBS.
		10%	20%	30%	40%	50%	60%	70%	80%	90%		
APR	00-02											
	03-05	100.0	100.0	100.0	97.2	86.1	73.6	48.6	21.5	3.5	68.5	144
	06-08	100.0	100.0	99.8	98.5	85.4	63.3	35.3	17.4	5.0	66.1	581
	09-11	100.0	100.0	98.6	86.3	59.4	36.8	19.5	8.9	2.6	56.7	584
	12-14	100.0	99.7	92.6	72.6	48.4	26.0	12.0	5.0	2.2	51.5	585
	15-17	100.0	99.8	93.7	72.5	42.9	22.1	8.9	3.1	1.2	49.8	585
	18-20	100.0	100.0	96.2	80.3	54.7	28.4	12.0	4.4	1.6	53.3	574
	21-23	100.0	100.0	100.0	87.1	70.5	46.2	16.7	4.5	1.5	57.8	132
TOTALS		100.0	99.9	97.3	84.9	63.9	42.3	21.9	9.3	2.5	57.7	3185

USAFETAC FORM 0-87-5 (OL A)

GLOBAL CLIMATOLOGY BRANCH
USAFETAC
AIR WEATHER SERVICE/MAC

RELATIVE HUMIDITY

702615 (STATION) FT WAINWRIGHT AAF AK (STATION NAME) 77-83 (PERIOD) MAY (MONTH)

CUMULATIVE PERCENTAGE FREQUENCY OF OCCURRENCE (FROM HOURLY OBSERVATIONS)

MONTH	HOURS (L.S.T.)	PERCENTAGE FREQUENCY OF RELATIVE HUMIDITY GREATER THAN									MEAN RELATIVE HUMIDITY	TOTAL NO OF OBS.
		10%	20%	30%	40%	50%	60%	70%	80%	90%		
MAY	00-02											
	03-05	100.0	100.0	100.0	98.5	90.9	72.6	38.1	17.8	3.0	67.5	197
	06-08	100.0	100.0	98.1	86.5	65.2	37.2	18.9	9.4	2.5	57.8	594
	09-11	100.0	99.5	84.9	55.0	29.5	15.3	8.1	2.9	.3	45.3	596
	12-14	100.0	97.0	67.5	35.1	15.9	7.9	3.4	1.7		38.7	593
	15-17	100.0	96.6	65.8	37.4	16.4	7.6	3.4	1.2	.3	38.6	591
	18-20	100.0	98.6	78.7	48.3	22.6	12.0	6.9	3.4	1.2	42.8	592
	21-23											
TOTALS		100.0	98.6	82.5	60.1	40.1	25.4	13.1	6.1	1.2	48.5	3163

USAFETAC FORM AWS 64 0-87-5 (OL A)

GLOBAL CLIMATOLOGY BRANCH
USAFETAC
AIR WEATHER SERVICE/MAC

RELATIVE HUMIDITY

702615 (STATION) FT WAINWRIGHT AAF AK (STATION NAME) 77-82 (PERIOD) JUN (MONTH)

CUMULATIVE PERCENTAGE FREQUENCY OF OCCURRENCE (FROM HOURLY OBSERVATIONS)

MONTH	HOURS (L.S.T.)	PERCENTAGE FREQUENCY OF RELATIVE HUMIDITY GREATER THAN									MEAN RELATIVE HUMIDITY	TOTAL NO OF OBS.
		10%	20%	30%	40%	50%	60%	70%	80%	90%		
JUN	00-02											
	03-05	100.0	100.0	100.0	100.0	94.6	89.2	74.9	42.5	18.0	77.7	167
	06-08	100.0	100.0	99.6	94.0	85.2	69.1	50.5	26.1	9.8	69.4	501
	09-11	100.0	100.0	94.8	77.6	57.1	40.7	26.9	14.2	5.0	57.4	501
	12-14	100.0	98.6	85.6	61.4	43.8	27.4	15.6	7.8	2.6	49.9	500
	15-17	100.0	97.4	82.1	59.4	42.1	22.1	12.3	6.8	.6	47.9	503
	18-20	100.0	98.6	87.8	66.5	48.4	30.3	14.7	7.6	.8	51.4	502
	21-23											
TOTALS		100.0	99.1	91.7	76.5	61.9	46.5	32.5	17.5	6.1	59.0	2674

USAFETAC FORM AGS 04 0-87-5 (OL A)

GLOBAL CLIMATOLOGY BRANCH
USAFETAC
AIR WEATHER SERVICE/MAC

RELATIVE HUMIDITY

702615 FT WAINWRIGHT AAF AK 77-82 JUL
STATION STATION NAME PERIOD MONTH

CUMULATIVE PERCENTAGE FREQUENCY OF OCCURRENCE
(FROM HOURLY OBSERVATIONS)

MONTH	HOURS (L.S.T.)	PERCENTAGE FREQUENCY OF RELATIVE HUMIDITY GREATER THAN									MEAN RELATIVE HUMIDITY	TOTAL NO OF OBS.
		10%	20%	30%	40%	50%	60%	70%	80%	90%		
JUL	00-02											
	03-05	100.0	100.0	100.0	100.0	99.4	95.0	87.5	60.6	25.0	82.4	160
	06-08	100.0	100.0	100.0	98.8	93.2	81.3	66.9	40.1	10.9	75.1	486
	09-11	100.0	100.0	98.6	89.7	72.6	54.3	34.2	16.0	2.5	62.7	486
	12-14	100.0	100.0	92.6	74.3	59.3	37.2	21.4	9.1	3.5	55.3	486
	15-17	100.0	99.6	92.2	75.5	54.7	32.3	20.0	11.1	3.1	54.6	486
	18-20	100.0	99.6	95.9	82.7	64.4	43.4	27.8	11.7	3.5	58.6	486
	21-23	100.0	100.0	100.0	100.0	100.0					52.0	1
TOTALS		100.0	99.9	97.0	88.7	77.7	49.1	36.8	21.2	6.9	63.0	2591

GLOBAL CLIMATOLOGY BRANCH
USAFETAC
AIR WEATHER SERVICE/MAC

RELATIVE HUMIDITY

702615 (STATION) FT WAINWRIGHT AAF AK (STATION NAME) 77-82 (PERIOD) AUG (MONTH)

CUMULATIVE PERCENTAGE FREQUENCY OF OCCURRENCE
(FROM HOURLY OBSERVATIONS)

MONTH	HOURS (L.S.T.)	PERCENTAGE FREQUENCY OF RELATIVE HUMIDITY GREATER THAN									MEAN RELATIVE HUMIDITY	TOTAL NO. OF OBS.
		10%	20%	30%	40%	50%	60%	70%	80%	90%		
AUG	00-02											
	03-05	100.0	100.0	100.0	100.0	100.0	98.3	91.9	72.3	38.2	85.5	173
	06-08	100.0	100.0	100.0	100.0	96.5	86.5	74.0	48.7	21.8	78.3	519
	09-11	100.0	100.0	99.6	94.0	76.3	56.6	37.0	20.0	7.3	64.8	519
	12-14	100.0	99.6	96.3	74.6	52.6	33.3	20.2	9.1	2.5	54.4	519
	15-17	100.0	99.6	93.1	68.8	47.2	27.7	17.5	7.9	1.9	51.9	519
	18-20	100.0	100.0	98.8	84.4	65.3	45.0	26.1	12.4	5.2	59.4	518
	21-23											
TOTALS		100.0	99.9	98.0	87.0	73.0	57.9	44.5	28.4	12.8	65.7	2767

USAFETAC FORM AWS 64 0-87-5 (OL A)

GLOBAL CLIMATOLOGY BRANCH
USAFETAC
AIR WEATHER SERVICE/MAC

RELATIVE HUMIDITY

702615 (STATION) FT WAINWRIGHT AAF AK (STATION NAME) 77-82 (PERIOD) SEP (MONTH)

CUMULATIVE PERCENTAGE FREQUENCY OF OCCURRENCE
(FROM HOURLY OBSERVATIONS)

MONTH	HOURS (L.S.T.)	PERCENTAGE FREQUENCY OF RELATIVE HUMIDITY GREATER THAN									MEAN RELATIVE HUMIDITY	TOTAL NO OF OBS
		10%	20%	30%	40%	50%	60%	70%	80%	90%		
SEP	00-02											
	03-05	100.0	100.0	100.0	100.0	100.0	96.3	87.0	70.8	41.0	85.1	161
	06-08	100.0	100.0	100.0	100.0	99.2	95.2	82.9	62.2	31.8	82.6	484
	09-11	100.0	100.0	100.0	97.5	88.6	73.3	52.5	29.5	10.1	70.6	484
	12-14	100.0	100.0	98.6	87.0	71.2	46.4	29.8	11.6	1.9	60.1	483
	15-17	100.0	100.0	97.3	85.9	65.8	44.7	27.7	9.5	1.7	59.0	483
	18-20	100.0	100.0	99.8	96.9	87.4	68.5	47.8	26.7	7.7	69.2	483
	21-23	100.0	100.0	100.0	100.0	100.0					57.0	1
TOTALS		100.0	100.0	99.4	95.3	87.5	60.6	46.8	30.0	13.5	69.1	2579

GLOBAL CLIMATOLOGY BRANCH
USAFETAC
AIR WEATHER SERVICE/MAC

RELATIVE HUMIDITY

702615 (STATION) FT WAINWRIGHT AAF AK (STATION NAME) 77-82 (PERIOD) OCT (MONTH)

CUMULATIVE PERCENTAGE FREQUENCY OF OCCURRENCE (FROM HOURLY OBSERVATIONS)

MONTH	HOURS (LST)	PERCENTAGE FREQUENCY OF RELATIVE HUMIDITY GREATER THAN									MEAN RELATIVE HUMIDITY	TOTAL NO OF OBS
		10%	20%	30%	40%	50%	60%	70%	80%	90%		
OCT	00-02											
	03-05	100.0	100.0	100.0	98.2	96.4	90.4	76.6	59.3	24.0	79.8	167
	06-08	100.0	100.0	100.0	98.2	97.3	91.4	77.3	56.3	23.5	79.6	510
	09-11	100.0	100.0	100.0	98.2	94.5	80.8	64.1	41.8	13.9	74.7	510
	12-14	100.0	100.0	100.0	97.6	87.6	70.8	51.6	33.3	8.6	70.5	510
	15-17	100.0	100.0	100.0	99.0	90.0	73.3	55.7	36.9	13.3	72.3	510
	18-20	100.0	100.0	100.0	98.6	95.5	85.1	71.2	50.8	18.8	77.5	510
	21-23	100.0	100.0	100.0	95.5	90.9	86.4	86.4	50.0	22.7	79.7	22
TOTALS		100.0	100.0	100.0	97.9	93.2	82.6	69.0	46.9	17.8	76.3	2739

GLOBAL CLIMATOLOGY BRANCH
USAFETAC
AIR WEATHER SERVICE/MAC

RELATIVE HUMIDITY

702615 (STATION) FT WAINWRIGHT AAF AK (STATION NAME) 77-82 (PERIOD) NOV (MONTH)

CUMULATIVE PERCENTAGE FREQUENCY OF OCCURRENCE
(FROM HOURLY OBSERVATIONS)

MONTH	HOURS (L.S.T.)	PERCENTAGE FREQUENCY OF RELATIVE HUMIDITY GREATER THAN									MEAN RELATIVE HUMIDITY	TOTAL NO OF OBS.
		10%	20%	30%	40%	50%	60%	70%	80%	90%		
NOV	00-02											
	03-05	100.0	100.0	100.0	99.2	96.2	88.7	67.7	23.3	5.3	73.6	133
	06-08	100.0	100.0	100.0	100.0	97.0	89.1	63.7	26.9	7.1	73.9	468
	09-11	100.0	100.0	100.0	100.0	96.6	87.5	64.0	28.0	6.4	73.6	472
	12-14	100.0	100.0	100.0	99.8	96.4	85.9	61.6	26.2	4.0	73.4	474
	15-17	100.0	100.0	100.0	99.6	96.6	89.0	67.3	33.3	9.1	75.1	474
	18-20	100.0	100.0	100.0	99.6	96.0	86.7	70.1	33.3	8.5	75.2	472
	21-23	100.0	100.0	100.0	100.0	96.9	88.5	67.9	32.8	9.2	75.3	131
TOTALS		100.0	100.0	100.0	99.7	96.5	87.9	66.0	29.1	7.1	74.3	2624

GLOBAL CLIMATOLOGY BRANCH
USAFETAC
AIR WEATHER SERVICE/MAC

RELATIVE HUMIDITY

702615 (STATION) FT WAINWRIGHT AAF AK (STATION NAME) 77-82 (PERIOD) DEC (MONTH)

CUMULATIVE PERCENTAGE FREQUENCY OF OCCURRENCE
(FROM HOURLY OBSERVATIONS)

MONTH	HOURS (L.S.T.)	PERCENTAGE FREQUENCY OF RELATIVE HUMIDITY GREATER THAN									MEAN RELATIVE HUMIDITY	TOTAL NO OF OBS.
		10%	20%	30%	40%	50%	60%	70%	80%	90%		
DEC	00-02											
	03-05	100.0	100.0	100.0	98.9	94.6	87.0	59.8	18.5	7.6	72.0	92
	06-08	100.0	100.0	100.0	99.0	94.8	82.5	55.3	19.0	5.4	71.3	405
	09-11	100.0	100.0	100.0	98.5	93.4	79.4	56.3	20.9	4.9	70.8	407
	12-14	100.0	100.0	100.0	98.8	95.0	81.5	51.9	23.3	4.1	71.1	416
	15-17	100.0	100.0	100.0	99.3	95.6	84.3	57.5	27.0	4.7	71.9	407
	18-20	100.0	99.7	99.4	98.8	96.0	85.0	58.7	26.3	6.4	72.3	346
	21-23	100.0	98.9	98.9	95.7	95.7	82.6	55.4	18.5	2.2	70.1	92
TOTALS		100.0	99.8	99.8	98.4	95.0	83.2	56.4	21.9	5.0	71.4	2165

USAFETAC FORM JUL 64 0-87-5 (OL A)

GLOBAL CLIMATOLOGY BRANCH
USAFETAC
AIR WEATHER SERVICE/MAC

RELATIVE HUMIDITY

702615 STATION | FT WAINWRIGHT AAF AK STATION NAME | 77-83 PERIOD | ALL MONTH

CUMULATIVE PERCENTAGE FREQUENCY OF OCCURRENCE
(FROM HOURLY OBSERVATIONS)

MONTH	HOURS (L.S.T.)	PERCENTAGE FREQUENCY OF RELATIVE HUMIDITY GREATER THAN									MEAN RELATIVE HUMIDITY	TOTAL NO OF OBS
		10%	20%	30%	40%	50%	60%	70%	80%	90%		
JAN	ALL	100.0	100.0	99.6	98.9	91.9	71.9	43.8	13.4	1.6	67.7	2500
FEB		100.0	100.0	99.9	98.3	91.7	72.9	42.9	13.2	3.6	67.8	2609
MAR		100.0	100.0	98.8	92.8	77.1	52.2	29.6	11.2	1.8	62.1	3384
APR		100.0	99.9	97.3	84.9	63.9	42.3	21.9	9.3	2.5	57.7	3185
MAY		100.0	98.6	82.5	60.1	40.1	25.4	13.1	6.1	1.2	48.5	3163
JUN		100.0	99.1	91.7	76.5	61.9	46.5	32.5	17.5	6.1	59.0	2674
JUL		100.0	99.9	97.0	88.7	77.7	49.1	36.8	21.2	6.9	63.0	2591
AUG		100.0	99.9	98.0	87.0	73.0	57.9	44.5	28.4	12.8	65.7	2767
SEP		100.0	100.0	99.4	95.3	87.5	60.6	46.8	30.0	13.5	69.1	2579
OCT		100.0	100.0	100.0	97.9	93.2	82.6	69.0	46.9	17.8	76.3	2739
NOV		100.0	100.0	100.0	99.7	96.5	87.9	66.0	29.1	7.1	74.3	2624
DEC		100.0	99.8	99.8	98.4	95.0	83.2	56.4	21.9	5.0	71.4	2165
TOTALS		100.0	99.8	97.0	89.9	79.1	61.0	41.9	20.7	6.7	65.2	32980

U S AIR FORCE
ENVIRONMENTAL TECHNICAL
APPLICATIONS CENTER

PART F PRESSURE SUMMARY

Presented in this part are two tables giving the means, standard deviations, and total number of observations of station pressure and sea-level pressure by month and annual for the local hourly observations corresponding to the eight 3-hourly synoptic times GCT. The same computations are also provided at the bottom of the page for all hours combined. All years of data available are combined in both of these tables, although the overall period is limited by service as indicated below.

NOTES: Station pressure not reported for all services until late in 1945.
Station pressure reported only at 6-hourly times for Air Force stations from Jan 64 - Jul 65.
METAR stations do not report Sea-level pressure for the period Jan 68 - Dec 70.

1. Station pressure is presented in the table in inches of mercury.

2. Sea-level pressure is presented in millibars.

Provided below is a scale to convert station pressure values in inches of mercury or millibars to pressure-altitude in 1000's of feet. This scale is an enlarged model of the pressure-altitude scale in the Smithsonian Meteorological Tables.

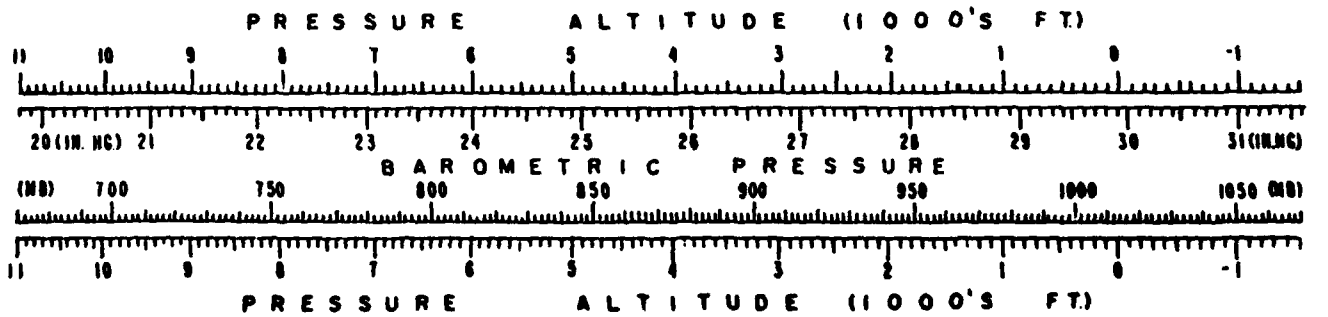

F

GLOBAL CLIMATOLOGY BRANCH
USAFETAC
AIR WEATHER SERVICE/MAC

MEANS AND STANDARD DEVIATIONS

STATION PRESSURE IN INCHES HG FROM HOURLY OBSERVATIONS

702615 (STATION) FT WAINWRIGHT AAF AK (STATION NAME) 77-83 (YEARS)

HRS L S*		JAN	FEB	MAR	APR	MAY	JUN	JUL	AUG	SEP	OCT	NOV	DEC	ANNUAL
02	MEAN													
	S D													
	TOTAL OBS													
05	MEAN	29.362	29.370	29.290	29.309	29.332	29.376	29.408	29.401	29.279	29.170	29.216	29.426	29.328
	S D	.444	.441	.247	.301	.226	.181	.153	.211	.233	.313	.368	.514	.319
	TOTAL OBS	152	138	150	144	198	168	160	173	161	167	133	115	1859
08	MEAN	29.360	29.361	29.303	29.326	29.331	29.379	29.411	29.404	29.287	29.167	29.258	29.379	29.330
	S D	.451	.434	.261	.294	.226	.179	.156	.213	.233	.317	.406	.480	.326
	TOTAL OBS	171	174	208	198	199	169	162	174	161	170	158	167	2103
11	MEAN	29.372	29.367	29.302	29.314	29.314	29.364	29.396	29.397	29.281	29.172	29.264	29.388	29.327
	S D	.447	.432	.264	.295	.221	.180	.156	.212	.232	.315	.406	.477	.324
	TOTAL OBS	172	173	205	195	199	169	163	174	161	170	158	167	2106
14	MEAN	29.366	29.352	29.283	29.292	29.291	29.345	29.374	29.373	29.261	29.162	29.254	29.384	29.311
	S D	.443	.429	.264	.294	.219	.178	.153	.210	.233	.313	.411	.474	.323
	TOTAL OBS	172	174	205	195	198	168	162	174	161	170	158	166	2103
17	MEAN	29.365	29.348	29.276	29.280	29.278	29.327	29.361	29.358	29.248	29.159	29.249	29.390	29.302
	S D	.440	.433	.261	.292	.216	.179	.148	.209	.234	.310	.415	.473	.322
	TOTAL OBS	171	171	205	195	198	168	162	173	161	170	158	163	2095
20	MEAN	29.361	29.362	29.285	29.287	29.297	29.331	29.366	29.359	29.255	29.164	29.250	29.385	29.306
	S D	.441	.435	.260	.295	.213	.176	.147	.208	.237	.310	.417	.491	.320
	TOTAL OBS	168	167	199	189	198	168	162	173	161	170	157	127	2039
23	MEAN													
	S D													
	TOTAL OBS													
ALL HOURS	MEAN	29.364	29.360	29.290	29.301	29.307	29.354	29.386	29.382	29.269	29.166	29.250	29.390	29.317
	S D	.443	.433	.260	.295	.221	.180	.153	.211	.234	.312	.404	.482	.323
	TOTAL OBS	1004	997	1168	1112	1190	1010	971	1091	966	1017	922	905	12305

USAFETAC FORM JUN 64 0.89-5 (OLA)

GLOBAL CLIMATOLOGY BRANCH
USAFETAC
AIR WEATHER SERVICE/MAC

MEANS AND STANDARD DEVIATIONS

SEA LEVEL PRESSURE IN MBS FROM HOURLY OBSERVATIONS

702615 — STATION
FT WAINWRIGHT AAF AK — STATION NAME
77-83 — YEARS

HRS L S T		JAN	FEB	MAR	APR	MAY	JUN	JUL	AUG	SEP	OCT	NOV	DEC	ANNUAL
02	MEAN													
	S D													
	TOTAL OBS													
05	MEAN	1013.2	1013.2	1009.9	1009.8	1010.0	1011.2	1012.2	1012.0	1008.2	1005.1	1007.4	1015.4	1010.5
	S D	15.882	15.498	8.518	10.547	7.855	6.297	5.281	7.347	8.062	10.896	12.085	18.369	11.174
	TOTAL OBS	147	137	149	148	196	168	159	173	161	167	129	111	1891
08	MEAN	1013.2	1014.4	1010.5	1010.4	1009.9	1011.3	1012.2	1012.2	1008.6	1005.1	1009.0	1013.7	1010.8
	S D	16.158	15.214	8.635	10.334	7.819	6.243	5.391	7.374	8.104	11.064	14.301	17.122	11.451
	TOTAL OBS	167	155	177	193	198	168	161	173	161	170	155	163	2091
11	MEAN	1013.9	1014.6	1010.5	1010.0	1009.3	1010.7	1011.8	1012.0	1008.3	1005.2	1009.0	1013.1	1010.6
	S D	16.376	15.149	8.656	10.337	7.697	6.250	5.358	7.345	8.069	10.951	14.234	17.350	11.349
	TOTAL OBS	153	154	178	193	199	168	161	172	161	170	154	193	2006
14	MEAN	1013.5	1014.1	1009.7	1009.2	1008.6	1010.1	1011.0	1011.1	1007.6	1004.9	1008.6	1012.7	1010.0
	S D	16.380	15.067	8.679	10.315	7.532	6.191	5.296	7.278	8.073	10.875	14.358	17.154	11.303
	TOTAL OBS	154	154	178	193	197	167	161	172	161	170	154	190	2001
17	MEAN	1013.2	1014.0	1009.5	1008.8	1008.2	1009.5	1010.5	1010.5	1007.2	1004.8	1008.7	1014.3	1009.9
	S D	15.659	15.017	8.644	10.228	7.399	6.212	5.098	7.227	8.140	10.789	14.429	16.877	11.342
	TOTAL OBS	171	153	178	193	197	168	162	173	161	170	158	163	2097
20	MEAN	1013.1	1014.5	1009.9	1009.0	1008.6	1009.6	1010.7	1010.6	1007.5	1005.0	1008.7	1014.1	1010.0
	S D	15.670	15.106	8.711	10.335	7.417	6.084	5.076	7.194	8.228	10.760	14.557	17.443	11.263
	TOTAL OBS	168	150	173	188	198	168	162	173	161	170	157	127	1995
23	MEAN													
	S D													
	TOTAL OBS													
ALL HOURS	MEAN	1013.4	1014.2	1010.0	1009.5	1009.1	1010.4	1011.4	1011.4	1007.9	1005.0	1008.6	1013.8	1010.3
	S D	15.975	15.139	8.632	10.334	7.638	6.237	5.283	7.310	8.107	10.864	14.146	17.303	11.320
	TOTAL OBS	960	903	1033	1109	1185	1007	966	1036	966	1017	907	897	11933

USAFETAC FORM JUL 64 0-89-5 (OLA)

END

DATE
FILMED

3 84

DT