

AD-A135 656

CYCLIC AND HIGH POLYMERIC PHOSPHAZENES AS CARRIER  
MOLECULES FOR CARBORANYL (U) PENNSYLVANIA STATE UNIV  
UNIVERSITY PARK DEPT OF CHEMISTRY H R ALLCOCK

1/1

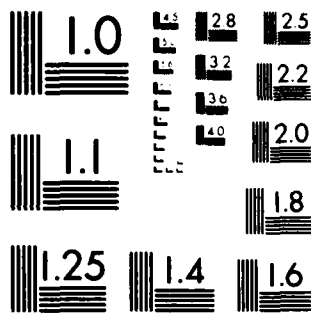
UNCLASSIFIED

05 DEC 83 TR-30 N00014-75-C-0685

F/G 7/3

NL


END  
DATE  
FILMED  
1-84  
DTIC



MICROCOPY RESOLUTION TEST CHART  
NATIONAL BUREAU OF STANDARDS-1963-A

12

SECURITY CLASSIFICATION OF THIS PAGE (When Data Entered)

REPORT DOCUMENTATION PAGE		READ INSTRUCTIONS BEFORE COMPLETING FORM
1. REPORT NUMBER 30	2. GOVT ACCESSION NO.	3. RECIPIENT'S CATALOG NUMBER
4. TITLE (and Subtitle) CYCLIC AND HIGH POLYMERIC PHOSPHAZENES AS CARRIER MOLECULES FOR CARBORANYL, METALLO, OR BIOACTIVE SIDE GROUPS		5. TYPE OF REPORT & PERIOD COVERED Interim Technical Report
7. AUTHOR(s) H. R. Allcock		6. PERFORMING ORG. REPORT NUMBER
9. PERFORMING ORGANIZATION NAME AND ADDRESS Department of Chemistry The Pennsylvania State University University Park, Pennsylvania 16802		8. CONTRACT OR GRANT NUMBER(s) N00014-75-C-0685
11. CONTROLLING OFFICE NAME AND ADDRESS Department of the Navy Office of Naval Research Arlington, Virginia 22217		10. PROGRAM ELEMENT, PROJECT, TASK AREA & WORK UNIT NUMBERS NR 356-577
14. MONITORING AGENCY NAME & ADDRESS (if different from Controlling Office)		12. REPORT DATE December 5, 1983
		13. NUMBER OF PAGES 25
		15. SECURITY CLASS. (of this report) Unclassified
16. DISTRIBUTION STATEMENT (of this Report)  Distribution unlimited		15a. DECLASSIFICATION/DOWNGRADING SCHEDULE
		<b>DISTRIBUTION STATEMENT A</b> Approved for public release Distribution Unlimited
17. DISTRIBUTION STATEMENT (of the abstract entered in Block 20, if different from Report)		
18. SUPPLEMENTARY NOTES  To be published in ACS Symposium Series		
19. KEY WORDS (Continue on reverse side if necessary and identify by block number)  Polymers, Phosphazenes, organometallic, biomedical, carboranes		
20. ABSTRACT (Continue on reverse side if necessary and identify by block number) Cyclic and high polymeric phosphazenes can be modified by nucleophilic-type substitution reactions to generate a wide range of derivatives. Recent developments include the introduction of bioactive organic residues to yield biologically-active high polymers and the synthesis of transition metal derivatives of phosphazenes. In addition, hybrid phosphazene-carborane compounds have been prepared including examples in which nido-carboranyl units, attached to a phosphazene ring or chain, function as binding sites for transition metal organometallic units.		

AD-A235656

DTIC FILE COPY

DTIC  
SELECTED  
DEC 12 1983  
S B D

DD FORM 1473 1 JAN 73 EDITION OF 1 NOV 68 IS OBSOLETE S/N 0102-LF-014-6601

SECURITY CLASSIFICATION OF THIS PAGE (When Data Entered)

83 12 09 165

OFFICE OF NAVAL RESEARCH

Contract N00014-75-C-0685

Task No. NR 356-577

TECHNICAL REPORT NO. 30

Cyclic and High Polymeric Phosphazenes as Carrier Molecules  
for Carboranyl, Metallo, or Bioactive Side Groups

by

Harry R. Allcock

Prepared for Publication

in the

ACS Symposium Series

The Pennsylvania State University  
Department of Chemistry  
University Park, Pennsylvania

December 5, 1983

Reproduction in whole or in part is permitted for  
any purpose of the United States Government

This document has been approved for public release  
and sale; its distribution is unlimited

ACS Symposium Series - "Rings, Cages, and Polymers of the Representative Elements"

CYCLIC AND HIGH POLYMERIC PHOSPHAZENES AS CARRIER MOLECULES FOR CARBORANYL, METALLO, OR BIOACTIVE SIDE GROUPS

H. R. ALLCOCK

Department of Chemistry, The Pennsylvania State University,  
University Park, Pennsylvania 16802

Cyclic and high polymeric phosphazenes can be modified by nucleophilic-type substitution reactions to generate a wide range of derivatives. Recent developments include the introduction of bioactive organic residues to yield biologically-active high polymers and the synthesis of transition metal derivatives of phosphazenes. In addition, hybrid phosphazene-carborane compounds have been prepared including examples in which nido-carboranyl units, attached to a phosphazene ring or chain, function as binding sites for transition metal organometallic units.

Most inorganic research involves work with small molecules, and relatively little concentrated effort has been devoted to the macromolecular aspects of the subject. The complexity of the macromolecular chemistry has undoubtedly contributed to this neglect. However, it is clear from recent work that dramatic advances in both fundamental science and technology would be possible if the high polymer chemistry of the representative elements were to be studied in detail. Indeed, the much-heralded renaissance in Main Group chemistry may ultimately depend on a closer investigation of the macromolecular aspects of the field.

My purpose here is to illustrate what can be accomplished with just one inorganic macromolecular system -- in this case constructed from a backbone of phosphorus and nitrogen atoms. Almost certainly, other systems based on the Main Group elements can be developed to an equal or greater degree. I hope that the following comments will stimulate an increased interest in that direction. I will also attempt to illustrate the relationship between the fundamental chemistry on the one hand, and an approach to solving practical problems on the other.



Session For	
S	GRA&I <input checked="" type="checkbox"/>
ERIC TAB	<input type="checkbox"/>
Unannounced	<input type="checkbox"/>
Justification	
By	
Distribution/	
Availability Codes	
Dist	Avail and/or Special
A-1	

### Guiding Principles

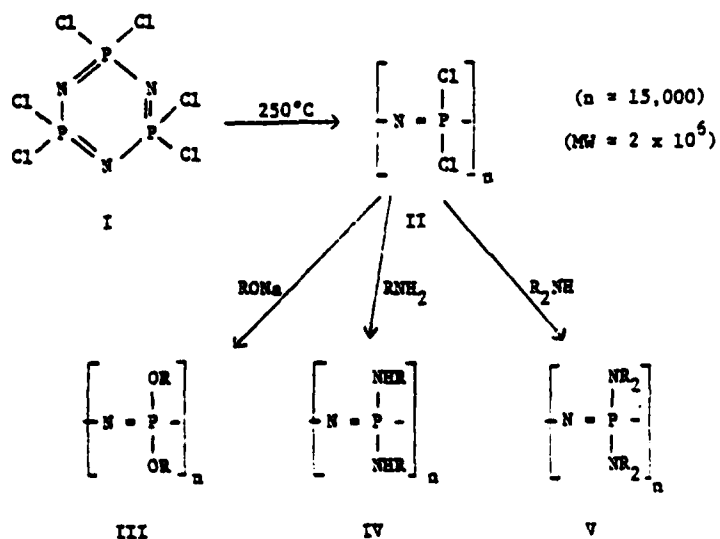
Nearly all synthetic polymers are synthesized by the polymerization or copolymerization of different "monomers." The chain growth process may involve the addition chain reactions of unsaturated small molecules, condensation reactions, or ring-opening chain-coupling processes. In conventional polymer chemistry, the synthesis of a new polymer requires the use of a new monomer. This approach is often unsatisfactory for inorganic systems, where relatively few monomers or cyclic oligomers can be induced to polymerize, at least under conditions that have been studied to date. The main exception to this rule is the condensation-type growth that occurs with inorganic di-hydroxy acids.

Because the opportunities for controlled chain growth are more restricted in inorganic than in organic systems, an alternative approach to polymer synthesis becomes appealing. This involves the use of substitution processes carried out on a preformed reactive polymeric intermediate. In this way molecular diversity can be introduced by different substitution reactions rather than by a diversification of the polymerization process.

If this principle can be applied, two potential problems must be avoided: the substitution reactions must lead to neither chain cleavage nor crosslinking.

### Simple Substitution Reactions with Poly(dihalophosphazenes)

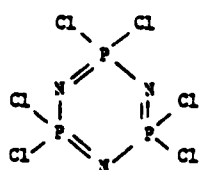
Poly(dichlorophosphazene) (II) is a highly reactive inorganic macromolecule. It can be prepared by the carefully controlled thermal polymerization of the cyclic trimer, hexachlorocyclo-tri-phosphazene (I), itself synthesized from phosphorus pentachloride and ammonium chloride. In solution, the chlorine atoms in II can be replaced readily by reaction with a wide variety of organic nucleophiles (1,2,3) (Scheme 1). The resultant polymers (III-V) are stable and display a range of physical and chemical properties determined by the nature of the organic side groups. This synthesis process has been reviewed in detail elsewhere (4-7). Here it is sufficient to note that several hundred poly(organo-phosphazenes) have been prepared by this method. Polymers of this type are already being used in technology; they are also of considerable scientific interest. Similar syntheses have been developed based on poly(difluorophosphazene),  $(NPF_2)_n$  (8).



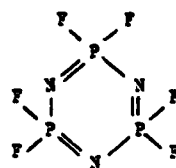
Scheme 1

Cyclic Trimers and Tetramers as Reaction Models

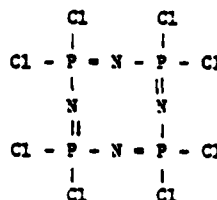
From a theoretical and mechanistic point of view, small molecule rings are much easier to study than long macromolecular chains. Substitution reactions carried out on macromolecular substrates may involve side reactions that lead to chain cleavage or crosslinking. Mechanistic studies with macromolecules are difficult to carry out because of solution viscosity effects, distributions in chain length, and the problems of characterization. Hence, it is prudent to explore potential new reactions first with the use of small molecule models such as I, VI, and VII and then to extend these reactions to the high polymers.



I



VI



VII

Some of the polymeric reactions mentioned below are still under study at the model compound level.

#### Modern Objectives in Polymer Synthesis

Polymers have been valued since antiquity for their solid state properties. By this is meant their ability to undergo chain entanglement or co-linear orientation and microcrystallization in the solid state. This underlies their use as structural materials, films, fibers, and elastomers. Such properties still constitute the driving force for most polymer-oriented research, especially with respect to the synthesis of heat-stable, radiation-stable, or highly flexible materials. The electrical properties of solid polymers have always been of interest.

However, in recent years another approach to polymer chemistry has received increased emphasis. In this, macromolecules are studied in terms of their behavior as single molecules rather than as molecular conglomerates. In solution, polymer molecules behave differently from small molecules because the long chain length permits extensive coiling, reduced translational mobility, and an inability to pass through semi-permeable membranes. Lightly crosslinked polymers behave like linear polymers in solution except that the swollen matrix has a physical immobility and an open matrix character unlike any other system. For these reasons, polymers are of great interest as "carrier molecules" for chemotherapeutic drugs or transition metal catalysts.

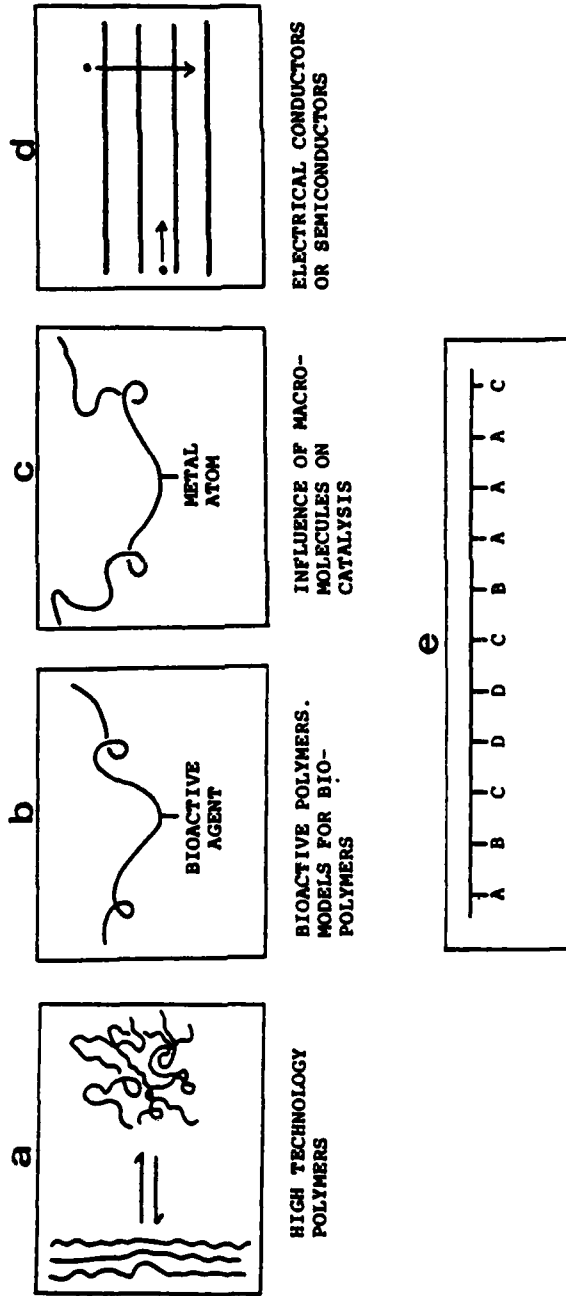
Finally, single macromolecules, because of their one-dimensional character, offer the promise of sequential side group coding, information storage, and template function in the manner that is well known in biological polymers (Figure 1).

Conventional synthetic organic polymers are being studied for all of these reasons, but the general lack of chemical reactivity in these systems is a serious drawback. It is for this reason that polyphosphazenes, with their substitutive



Figure 1

TRADITIONAL AND EXPLORATORY USES FOR MACROMOLECULES



HIGH TECHNOLOGY  
POLYMERS

BIOACTIVE POLYMERS.  
MODELS FOR BIO-  
POLYMERS

INFLUENCE OF MACRO-  
MOLECULES ON  
CATALYSIS

ELECTRICAL CONDUCTORS  
OR SEMICONDUCTORS

SELF-ASSEMBLING STRUCTURES. TEMPLATES.  
INFORMATION STORAGE

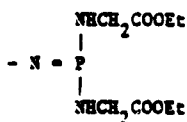
method of synthesis, are of considerable interest. In the following sections, I will illustrate why the polyphosphazene system is an appealing starting point for new developments in two specific areas -- in chemotherapy and polymer-bound catalyst work.

#### Bioactive Polyphosphazenes

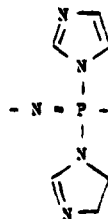
Specific inorganic macromolecules are unusual because they can be hydrolyzed to relatively innocuous products or to small molecules that can be metabolized. Most conventional organic polymers do not have this attribute. Thus, these inorganic systems are of special interest as carrier molecules in chemotherapy.

Recent work in our laboratory has shown that certain side groups attached to a polyphosphazene chain impart a sensitivity to hydrolytic chain cleavage; other side groups generate water-solubility. Both of these characteristics are important in chemotherapy. Polyphosphazenes are also valuable in biology because two or more substituted groups can be readily attached to the same chain. Thus, individual side groups that possess chemotherapeutic, water-solubilization, hydrolytic-destabilization, or "homing" characteristics can be combined in one molecule to form a drug with a set of synergistic properties.

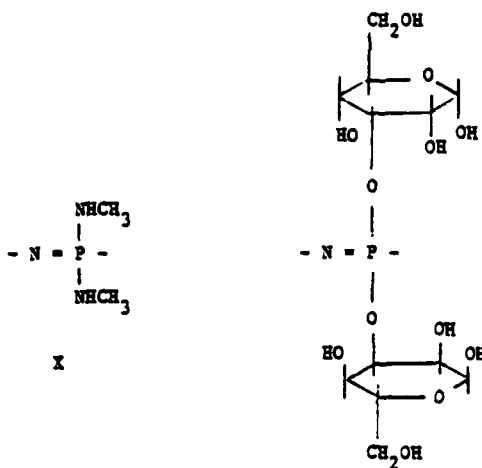
Polymers containing the repeating units shown in VIII-XI have been shown to be hydrolytically degradable and/or water-soluble (9-13). Amino acid ester derivatives (VIII) degrade to ethanol, amino acid, phosphate, and ammonia, which can either be metabolized or excreted. Thus, such side units used together with chemotherapeutic cosubstituent groups, provide a facile drug delivery system. Imidazolyl side groups (IX) also confer hydrolytic sensitivity, but the biochemical response to the hydrolysis products has not yet been established. Methylamino side groups (X) provide water-solubility, as do glucose residues (XI).



VIII

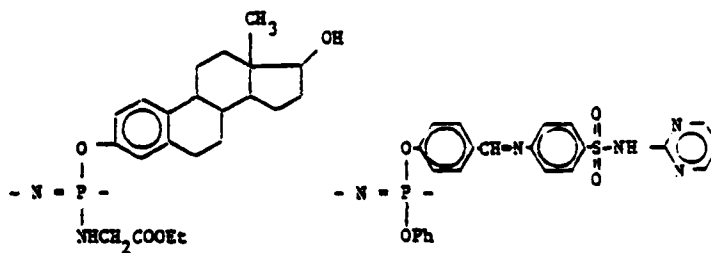


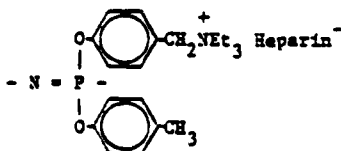
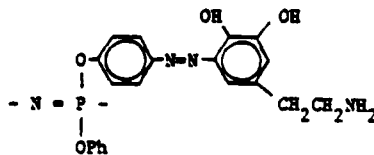
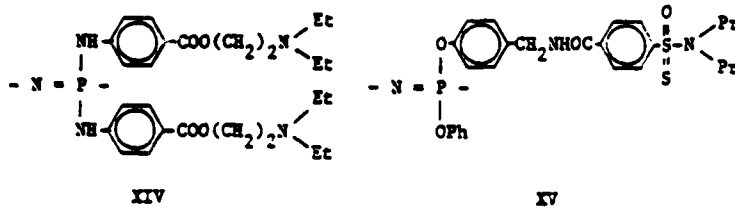
IX



These polymers were synthesized by the general methods shown in Scheme 1. Their hydrolysis behavior has been the subject of several fundamental mechanistic studies at the model compound level (10,11).

The attachment of biologically-active side groups has also been explored. At the present time several different approaches have been developed which lead to the synthesis of polymers such as XII-XVII.





Steroid-bound polyphosphazenes (XII) can be prepared by the reaction of II with metal steroidoxide salts followed by treatment with amino acid esters (14,15). The sulfadiazine-bound polymer (XIII) was synthesized by Schiff's base coupling of a polyphosphazene bearing a pendent aldehydic group with the antibiotic amine (16). The local anesthetic, procaine, was linked to the polymer backbone by direct aminolysis of II to yield polymers based on the repeating unit XIV (17). Peptide-coupling techniques have been used for the linkage of polyphosphazenes bearing pendent amino residues to bioactive carboxylic acids (XV) (18). Catecholamines, such as dopamine or epinephrine, have been linked to aryloxyphosphazene high polymers by diazo coupling methods (XVI) (19), and these polymers retain the biological activity of the free hormone. The mucopolysaccharide, heparin, can be bound to aryloxyphosphazene polymers via ionic exchange

with quaternized ammonium pendent groups (XVII) (20). These polymers show promise as non-thrombogenic materials for bio-engineering.

It will be clear that, combined with the use of hydrolytically-sensitizing or water-solubilizing cosubstituent groups, these polymers could have an important impact on chemotherapy and other areas of biomedicine. At present, the problem is to establish the feasibility of a wide range of synthetic materials and to evaluate the biological activity of each class of polymers.

#### Linkage of Transition Metals to Phosphazene Rings and High Polymers

This book comprises a survey of recent advances in the chemistry of the representative (Main Group) elements. The long-range resurgence of Main Group chemistry as an expanding research area depends to some extent on the strength of its interface with organic chemistry, transition metal chemistry, and applied science. Some organic-related aspects of phosphazene chemistry were discussed in the previous section. Here the interface with transition metal chemistry is reviewed.

Polyphosphazenes and cyclophosphazenes are almost unique as carrier molecules for transition metals because of the wide range of binding sites that can be incorporated into the phosphazene structure. The substitutive mode of synthesis described earlier allows a structural diversity that is not found, for example, in polystyrene, polyphenylene oxide, or other organic carrier polymers.

The emphasis in the following sections will be on exploratory model reactions carried out with phosphazene cyclic trimers or tetramers, although the analogous macromolecules systems have also been studied in several cases. First, I will summarize the various types of metal binding sites that are accessible at the present time. Synthetic procedures leading to the incorporation of several of these sites and their role in metal binding will then be discussed.

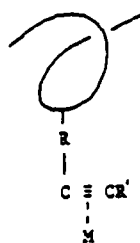
Options for Metal-Binding Sites. Seven approaches for metal-binding to cyclic or polymeric phosphazenes have been explored in our laboratory. These are summarized in structures XVIII (21), XIX (22-25), XX (26), XXI (27), XXII (28,29), XXIII (30), and XXIV (31,32,33).



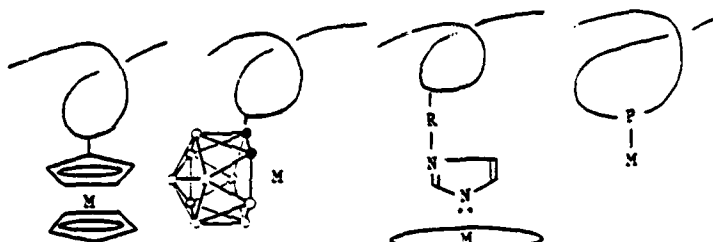
XVIII



XIX



XX



XXI

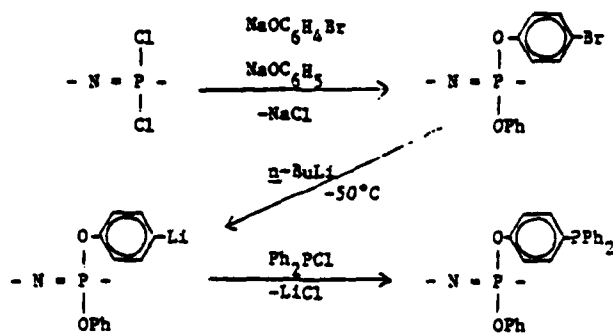
XXII

XXIII

XXIV

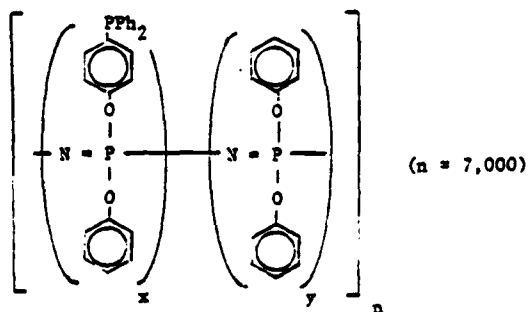
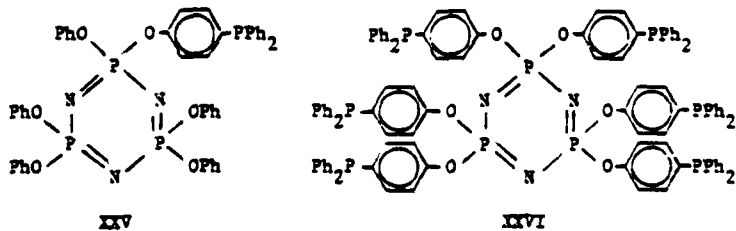
Only three of these approaches will be discussed here. The others can be traced through the references given.

Pendent Phosphine Groups. The classical method for the linkage of transition metal units to high polymers is via pendent phosphine groups attached to a macromolecular chain. We have developed a synthetic strategy for the preparation of cyclophosphazene model compounds and the corresponding linear high polymers which bear pendent triarylphosphine groups. This approach is illustrated in Scheme 2 (22-25).



Scheme 2

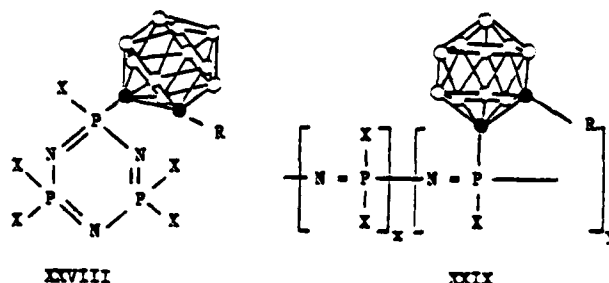
Typical products prepared by this route include XXV, XXVI, and XXVII.



XXVII

Species such as XXV, XXVI, or XXVII readily form coordination complexes when treated with AuCl,  $H_2Os_3(CO)_{10}$ ,  $Mn(CO)_3(\eta-C_5H_5)$ ,  $Fe(CO)_3(PhCH=CHC(O)CH_3)$ , or  $[RhCl(CO)_2]_2$  (25). Two results are of special interest. First, the skeletal nitrogen atoms in XXV-XXVII do not participate in the coordination process. Presumably, they are effectively shielded by the aryloxy units and are of low basicity. Second, coordinative crosslinking can occur when two phosphine residues bind to one metal atom. Ligand-exchange reactions were detected for the rhodium-bound species. The tri-osmium cluster adducts of XXV, XXVI, and XXVII are catalysts for the isomerization of 1-hexene to 2-hexene.

Carboranyl Phosphazenes. Cyclic trimeric and high polymeric chlorophosphazenes react with lithiocarboranes to form carboranyl phosphazenes, as shown in XXVIII and XXIX (28).



R = Me or Ph, and X = Cl or  $OCH_2CF_3$

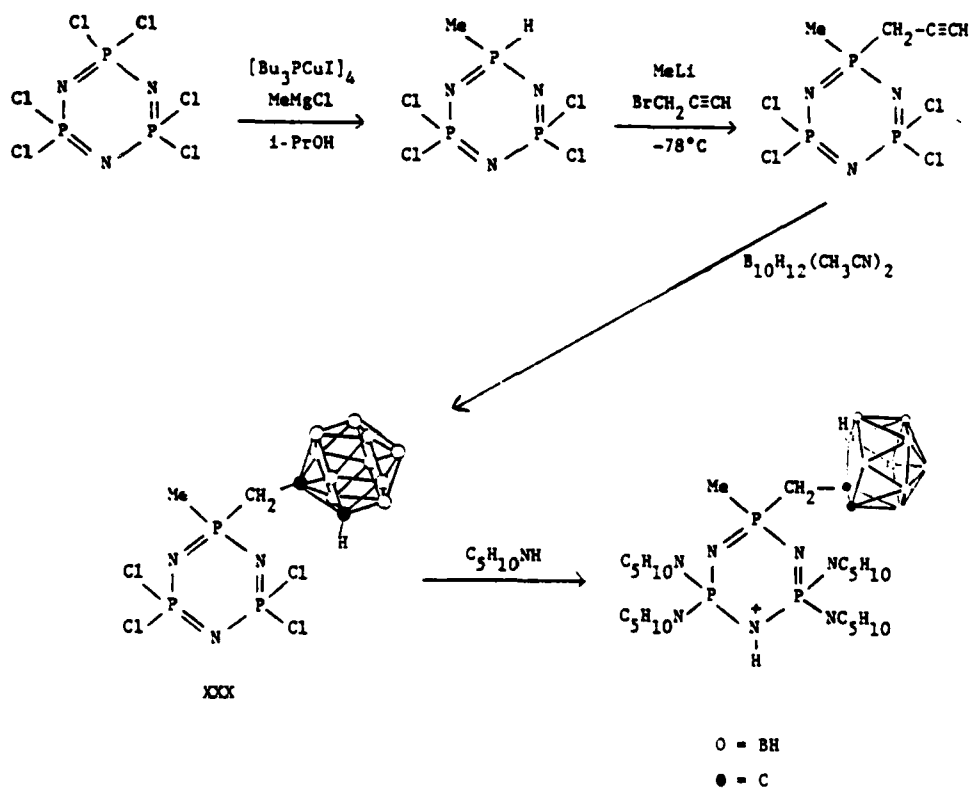
(O = BH)

(● = C)

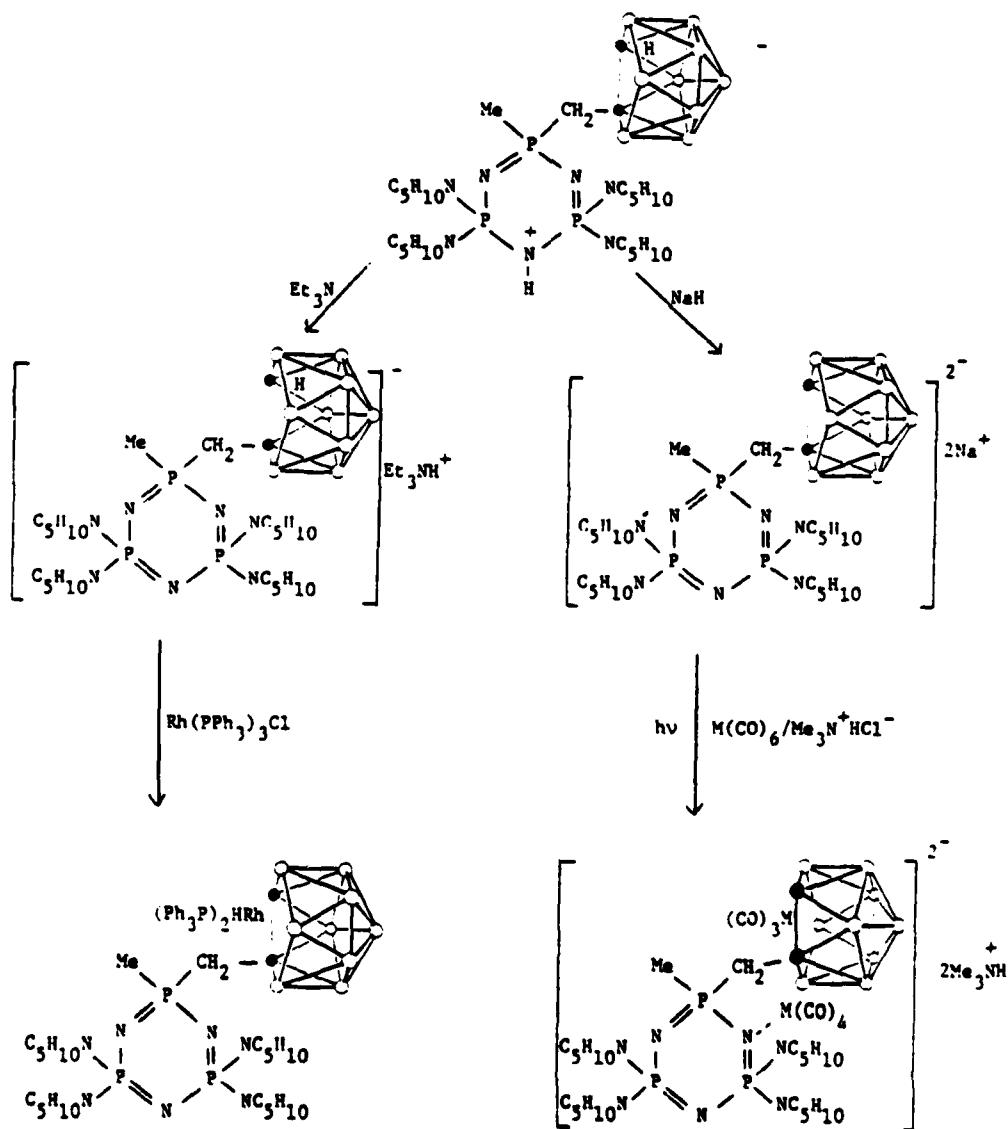
The halogen atoms remaining can then be replaced by organic residues such as trifluoroethoxy units. High polymers can also be prepared by ring-opening polymerization of the chlorocyclophosphazene, XXVIII. Compounds of this type can be converted to nido-carboranes in the presence of base, but these do not form metallo-derivatives, presumably for steric reasons (29).

However, separation of the carborane cage from the phosphazene ring or chain by a methylene spacer group allows metals to be inserted into the open face of the carborane. These syntheses were accomplished by the reaction routes shown in Schemes 3 and 4. High polymeric analogues of these transformations have also been accomplished following polymerization of XXX. The rhodium-bound cyclophosphazenes and polyphosphazenes are catalysts for the hydrogenation of 1-hexene. In this, they show a similar behavior to metallocarboranes linked to polystyrene





Scheme 3

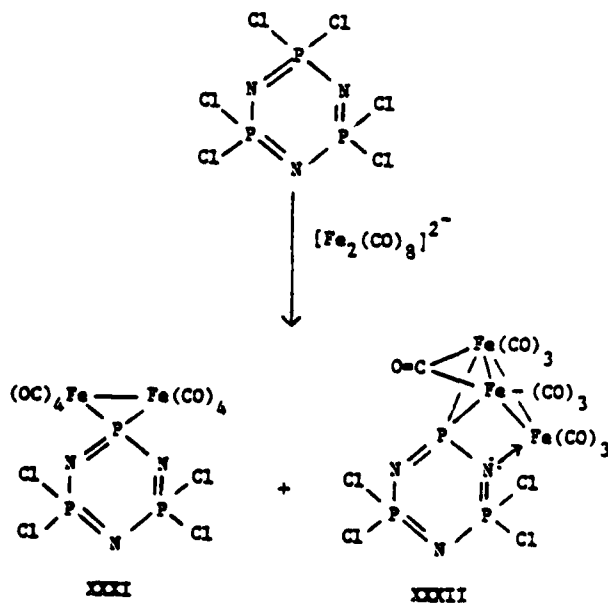


Scheme 4

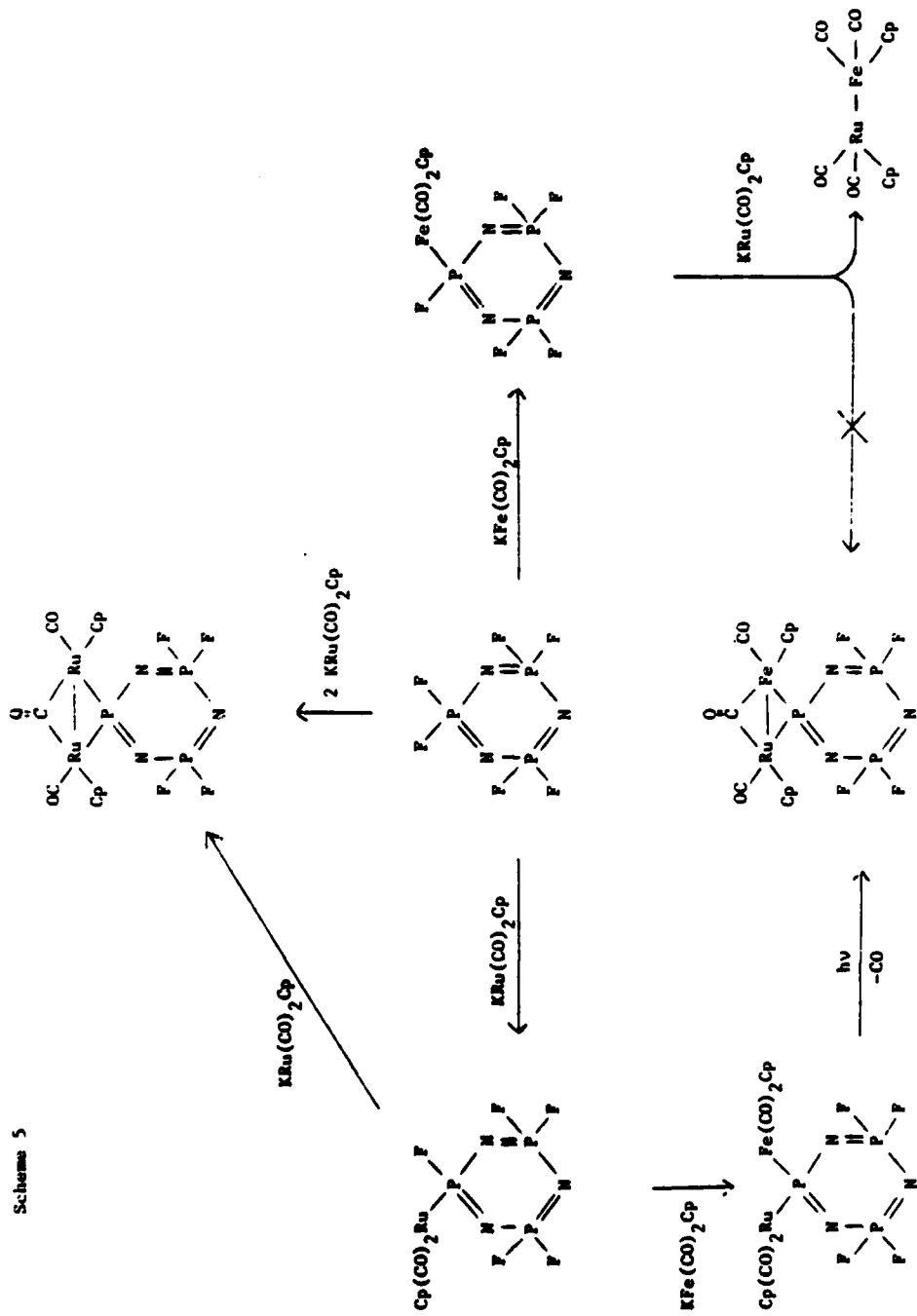
(34). The oxidative-stability of the phosphazene backbone is expected to be an advantage in catalytic reactions.

Metallophosphazenes with Phosphorus-Metal Bonds. Until recently, the chemistry of cyclic and high polymeric phosphazenes was essentially the chemistry of their organic derivatives (Scheme 1). However, a discovery reported in 1979 (31) opened up a new field of metallophosphazene chemistry in which transition metals form the nucleus of the side group structure and are linked to the skeleton through phosphorus-metal bonds. These species are of theoretical and potentially practical importance, and I will summarize briefly some of the main features known at this time.

Organometallic anions react with halophosphazenes to replace halogen atoms by organometallic units. The first reactions of this type discovered are illustrated in Scheme 5. The metallophosphazenes are surprisingly stable. Moreover, as shown below, hexachlorocyclotriphosphazene reacts with an organometallic dianion to yield both a dimetallo derivative (XXXI) and a trimetallic cluster derivative (XXXII). The latter compound is



Scheme 5



Cp =  $(\eta^5\text{-C}_5\text{H}_5)$

stabilized by both P-metal and N-metal coordinative bonds. Other metallophosphazenes containing Pt and Au have been reported recently by Schmidpeter and coworkers (35). X-ray structure data have been obtained for several of these compounds and, as might be expected, a strong interaction between the metallic units and the phosphazene ring system is evident (31,32,33,36).

#### Conclusions

The reactions discussed in this chapter are illustrative of the chemical diversity that follows from the substitutive approach to polymer synthesis. Rings and polymers based on the Main Group inorganic elements are especially appropriate for this approach because of the generally high reactivity of, for example, the element-halogen bonds. Thus, a key problem facing the inorganic research community is to devise and develop methods for the synthesis of high polymers, comparable to poly-(halophosphazenes), that contain elements such as silicon, aluminum, boron, or sulfur in the skeleton, with reactive side groups attached to these atoms. Once these polymers have been synthesized, a diverse arsenal of side group substitution processes can then be mobilized to prepare a broad range of different macromolecules. If this can be accomplished, it should have an almost unprecedented impact on inorganic chemistry, polymer chemistry, and high technology.

#### Acknowledgments

The work described in this chapter was funded by the U.S. Army Research Office, the Office of Naval Research, the National Institutes of Health, NASA, and the National Science Foundation Polymers Program. It is a pleasure to acknowledge the contributions of my recent coworkers, especially T. J. Fuller, K. Matsumura, T. L. Evans, P. E. Austin, T. X. Neenan, K. D. Levin, N. M. Tollefson, G. H. Riding, R. A. Nissen, P. R. Suszko, M. S. Connolly, J. L. Desorcie, P. J. Harris, A. G. Scopelianos, M. L. Levin, and R. J. Ritchie. Those coworkers who contributed to the earlier work are cited in the list of references.

#### Literature Cited

1. Allcock, H. R.; Kugel, R. L. J. Am. Chem. Soc. 1965, **87**, 4216.
2. Allcock, H. R.; Kugel, R. L.; Valan, K. J. Inorg. Chem. 1966, **5**, 1709.
3. Allcock, H. R.; Kugel, R. L. Inorg. Chem. 1966, **5**, 1716.
4. Allcock, "Phosphorus-Nitrogen Compounds"; Academic Press: New York, 1972; Chapters 15 and 16.
5. Allcock, H. R. Makromol. Chem. (Proc. IUPAC Conf. on Macromolecules, Florence, Italy, 1980), 1981, Suppl. **4**, 3.

6. Singler, R. E.; Hagnauer, G. L.; Sicks, R. W. ACS. Symp. Ser. 1982, p.11.
7. Tate, D. P. J. Polym. Sci., Polym. Symp. 1974, 48, 33.
8. Evans, T. L.; Allcock, H. R. J. Macromol. Sci. - Chem. 1981, A16, 409.
9. Allcock, H. R.; Fuller, T. J.; Mack, D. P.; Matsumura, K.; Smeltz, K. M. Macromolecules. 1977, 10, 824.
10. Allcock, H. R.; Fuller, T. J.; Matsumura, K. Inorg. Chem. 1982, 21, 515.
11. Allcock, H. R.; Fuller, T. J. J. Am. Chem. Soc. 1981, 103, 2250.
12. Allcock, H. R.; Cook, W. J.; Mack, D. P. Inorg. Chem. 1972, 11, 2584.
13. Allcock, H. R.; Scopelianos, A. G. Macromolecules. 1983, in press.
14. Allcock, H. R.; Fuller, T. J.; Matsumura, K. J. Org. Chem. 1981, 46, 13.
15. Allcock, H. R.; Fuller, T. J. Macromolecules. 1980, 13, 1338.
16. Allcock, H. R.; Austin, P. E. Macromolecules. 1981, 14, 1616.
17. Allcock, H. R.; Austin, P. E. Macromolecules. 1982, 15, 680.
18. Allcock, H. R.; Neenan, T. X.; Kossa, W. C. Macromolecules. 1982, 15, 693.
19. Allcock, H. R.; Hymar, W. C.; Austin, P. E. Macromolecules. 1983 (in press).
20. Neenan, T. X.; Allcock, H. R. Biomaterials. 1982, 3, 78.
21. Allcock, H. R.; Allen, R. W.; O'Brien, J. P. J. Am. Chem. Soc. 1977, 99, 3984.
22. Evans, T. L.; Fuller, T. J.; Allcock, H. R. J. Am. Chem. Soc. 1979, 101, 242.
23. Allcock, H. R.; Evans, T. L.; Fuller, T. J. Inorg. Chem. 1980, 19, 1026.
24. Allcock, H. R.; Fuller, T. J.; Evans, T. L. Macromolecules. 1980, 13, 1325.
25. Allcock, H. R.; Lavin, K. D.; Tollefson, N. M. Organometallics. 1983, 2, 267.
26. Harris, P. J.; Nissan, R. A.; Allcock, H. R. J. Am. Chem. Soc. 1981, 103, 2256.
27. Sussko, P. R.; Whittle, R. R.; Allcock, H. R. J. Chem. Soc. Chem. Commun. 1982, 960.
28. Allcock, H. R.; Scopelianos, A. G.; O'Brien, J. P.; Bernheim, M. Y. J. Am. Chem. Soc. 1981, 103, 350.
29. Allcock, H. R.; Scopelianos, A. G.; Tollefson, N. M.; Whittle, R. R. J. Am. Chem. Soc. 1983, 105, 1316.
30. Allcock, H. R.; Greigler, P. P.; Gardner, J. E.; Schmutz, J. L. J. Am. Chem. Soc. 1979, 101, 606.
31. Greigler, P. P.; Allcock, H. R. J. Am. Chem. Soc. 1979, 101, 2492.
32. Allcock, H. R.; Greigler, P. P.; Wagner, L. J.; Bernheim, M. Y. Inorg. Chem. 1981, 20, 716.

33. Allcock, H. R.; Wagner, L. J.; Levin, M. L. J. Am. Chem. Soc. 1983, 105, 1316.
34. Paxson, T. E.; Hawthorne, M. F. J. Am. Chem. Soc. 1974, 96, 4674.
35. Schmidpeter, A.; Blank, K.; Riffel, H. Angew. Chem. 1980, 92.
36. Suszko, P. R.; Whittle, R. R.; Allcock, H. R. J. Chem. Soc. Chem. Commun. 1982, 960.

Figure 1. Traditional and exploratory uses for high polymers. (a) Polymers have been used traditionally for their solid state, chain entanglement behavior which gives rise to strength or elasticity. (b) Polymers used as carrier molecules for bioactive agents are under investigation in controlled-release drug therapy either as targeted macromolecular drugs or as immobilized, biodegradable systems. (c) Transition metal catalysts linked to polymers can be immobilized for ease of manipulation or recovery, or the polymer may modify the catalytic activity. (d) Electrical conduction in polymers may occur along unsaturated chain sequences or between chains in crystalline domains. (e) Sequential arrangement of side groups along a linear polymer chain offers the prospect of control of polymer conformation, or the use of such polymers as templates for the controlled construction of complementary polymer molecules. Such polymers may also prove useful in the future for information storage at the molecular level.



TECHNICAL REPORT DISTRIBUTION LIST, GEN

	<u>No. Copies</u>		<u>No. Copies</u>
Office of Naval Research Attn: Code 413 800 N. Quincy Street Arlington, Virginia 22217	2	Naval Ocean Systems Center Attn: Technical Library San Diego, California 92152	1
ONR Pasadena Detachment Attn: Dr. R. J. Marcus 1030 East Green Street Pasadena, California 91106	1	Naval Weapons Center Attn: Dr. A. B. Amster Chemistry Division China Lake, California 93555	1
Commander, Naval Air Systems Command Attn: Code 310C (H. Rosenwasser) Washington, D.C. 20360	1	Scientific Advisor Commandant of the Marine Corps Code RD-1 Washington, D.C. 20380	1
Naval Civil Engineering Laboratory Attn: Dr. R. W. Drisko Port Hueneme, California 93401	1	Dean William Tolles Naval Postgraduate School Monterey, California 93940	1
Superintendent Chemistry Division, Code 6100 Naval Research Laboratory Washington, D.C. 20375	1	U.S. Army Research Office Attn: CRD-AA-IP P.O. Box 12211 Research Triangle Park, NC 27709	1
Defense Technical Information Center Building 5, Cameron Station Alexandria, Virginia 22314	12	Mr. Vincent Schaper DTNSRDC Code 2830 Annapolis, Maryland 21402	1
DTNSRDC Attn: Dr. G. Bosmajian Applied Chemistry Division Annapolis, Maryland 21401	1	Mr. John Boyle Materials Branch Naval Ship Engineering Center Philadelphia, Pennsylvania 19112	1
Naval Ocean Systems Center Attn: Dr. S. Yamamoto Marine Sciences Division San Diego, California 91232	1	Mr. A. M. Anzalone Administrative Librarian PLASTEC/ARRADCOM Bldg 3401 Dover, New Jersey 07801	1
Capt. J. J. Auburn, USNR AT&T Bell Laboratories Aoom 6F-211 600 Mountain Avenue Murray Hill, New Jersey 07974			

TECHNICAL REPORT DISTRIBUTION LIST, 356B

Dr. C. L. Schilling  
Union Carbide Corporation  
Chemical and Plastics  
Tarrytown Technical Center  
Tarrytown, New York

Dr. R. Soulen  
Contract Research Department  
Pennwalt Corporation  
900 First Avenue  
King of Prussia, Pennsylvania 19406

Dr. A. G. MacDiarmid  
Department of Chemistry  
University of Pennsylvania  
Philadelphia, Pennsylvania 19174

Dr. G. Goodman  
Globe-Union Incorporated  
5757 North Green Bay Avenue  
Milwaukee, Wisconsin 53201

Dr. E. Fischer, Code 2853  
Naval Ship Research and  
Development Center  
Annapolis, Maryland 21402

Dr. Martin H. Kaufman  
Code 38506  
Naval Weapons Center  
China Lake, California 93555

Dr. H. Allcock  
Department of Chemistry  
Pennsylvania State University  
University Park, Pennsylvania 16802

Dr. C. Allen  
Department of Chemistry  
University of Vermont  
Burlington, Vermont 05401

Dr. M. Kenney  
Department of Chemistry  
Case Western University  
Cleveland, Ohio 44106

Professor R. Drago  
Department of Chemistry  
University of Florida  
Gainesville, Florida 32611

Dr. R. Lenz  
Department of Chemistry  
University of Massachusetts  
Amherst, Massachusetts 01002

Dr. D. L. Venezky  
Code 6130  
Naval Research Laboratory  
Washington, D.C. 20375

Dr. M. David Curtis  
Department of Chemistry  
University of Michigan  
Ann Arbor, Michigan 48105

Professor T. Katz  
Department of Chemistry  
Columbia University  
New York, New York 10027

NASA-Lewis Research Center  
Attn: Dr. T. T. Serafini, MS 49-1  
21000 Brookpark Road  
Cleveland, Ohio 44135

Professor James Chien  
Department of Chemistry  
University of Massachusetts  
Amherst, Massachusetts 01002

Dr. J. Griffith  
Naval Research Laboratory  
Chemistry Section, Code 6120  
Washington, D.C. 20375

Professor J. Salamone  
Department of Chemistry  
University of Lowell  
Lowell, Massachusetts 01854

Professor G. Wnek  
Department of Materials Science  
and Engineering  
Massachusetts Institute of Technology  
Cambridge, Massachusetts 02139

Dr. S. Cooper  
Department of Chemistry  
University of Wisconsin  
750 University Avenue  
Madison, Wisconsin 53706

DL/413/83/01  
356B/413-2

TECHNICAL REPORT DISTRIBUTION LIST, 356B

Professor D. Grubb  
Department of Materials Science  
and Engineering  
Cornell University  
Ithaca, New York 14853

Professor T. Marks  
Department of Chemistry  
Northwestern University  
Evanston, Illinois 60201

Professor C. Chung  
Department of Materials Engineering  
Rensselaer Polytechnic Institute  
Troy, New York 12181

Professor Malcolm B. Polk  
Department of Chemistry  
Atlanta University  
Atlanta, Georgia 30314

Dr. D. B. Cotts  
SRI International  
333 Ravenswood Avenue  
Menlo Park, California 94205

Dr. Kurt Baum  
Fluorochem, Inc.  
680 S. Ayon Avenue  
Azusa, California 91702

Professor H. Hall  
Department of Chemistry  
University of Arizona  
Tucson, Arizona 85721

Professor G. Whitesides  
Department of Chemistry  
Harvard University  
Cambridge, Massachusetts 02138

Professor H. Ishida  
Department of Macromolecular Science  
Case Western University  
Cleveland, Ohio 44106

Dr. K. Paciorek  
Ultrasystems, Inc.  
P.O. Box 19605  
Irvine, California 92715

Professor D. Seyferth  
Department of Chemistry  
Massachusetts Institute of Technology  
Cambridge, Massachusetts 02139

Dr. G. Bryan Street  
IBM Research Laboratory, K32/281  
San Jose, California 95193

**DATE**  
**ILME**