

AD-A133 670

AXIAL TENSION TESTING OF HORIZONTAL CONNECTORS FOR USE
WITH INTERMODAL ISO CONTAINERS(U) NAVAL CIVIL
ENGINEERING LAB PORT HUENEME CA R H SEABOLD ET AL.

1/1


UNCLASSIFIED

JUL 83 NCEL-TN-1670

F/G 13/5

NL





MICROCOPY RESOLUTION TEST CHART
NATIONAL BUREAU OF STANDARDS-1963-A

DTIC FILE COPY

AD-A133 670

TECHNICAL JOURNAL

TN NO: -1670

(12)

TITLE: AXIAL TENSION TESTING OF HORIZONTAL CONNECTORS FOR USE WITH INTERMODAL ISO CONTAINERS

AUTHOR: R. H. Seabold and B. Posadas

DATE: July 1983

SPONSOR: Marine Corps Development and Education Command

PROGRAM NO: C093-2-55-031

NOTE

NAVAL CIVIL ENGINEERING LABORATORY
PORT HUENEME, CALIFORNIA 93043

Approved for public release; distribution unlimited.

DTIC

OCT 18 1983

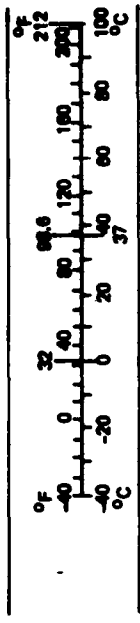
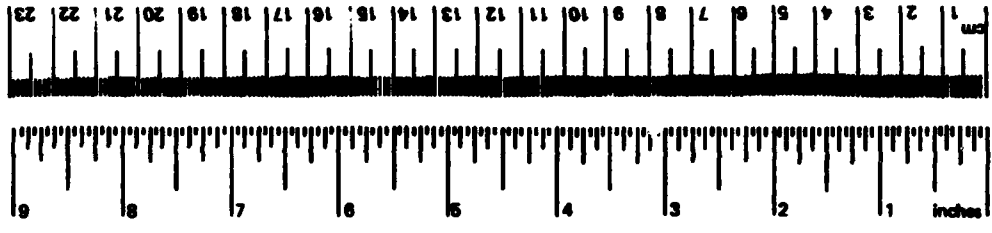
[Handwritten signature]
A

83 10 17 087

METRIC CONVERSION FACTORS

Approximate Conversions to Metric Measures				Approximate Conversions from Metric Measures			
Symbol	When You Know	Multiply by	To Find	Symbol	When You Know	Multiply by	To Find
LENGTH							
in	inches	2.5	centimeters	mm	millimeters	0.04	inches
ft	feet	30	centimeters	cm	centimeters	0.4	inches
yd	yards	0.9	meters	m	meters	3.3	feet
mi	miles	1.6	kilometers	km	kilometers	1.1	yards
						0.6	miles
AREA							
in ²	square inches	6.5	square centimeters	cm ²	square centimeters	0.16	square inches
ft ²	square feet	0.09	square meters	m ²	square meters	1.2	square yards
yd ²	square yards	0.8	square meters	km ²	square kilometers	0.4	square miles
mi ²	square miles	2.6	square kilometers	ha	hectares (10,000 m ²)	2.5	acres
	acres	0.4	hectares				
MASS (weight)							
oz	ounces	28	grams	g	grams	0.035	ounces
lb	pounds (2,000 lb)	0.45	kilograms	kg	kilograms	2.2	pounds
		0.9	tonnes	t	tonnes (1,000 kg)	1.1	short tons
VOLUME							
tblsp	teaspoons	5	milliliters	ml	milliliters	0.03	fluid ounces
fl oz	tablespoons	15	milliliters	l	liters	2.1	pints
c	fluid ounces	30	milliliters	l	liters	1.06	quarts
pt	cups	0.24	liters	m ³	cubic meters	35	gallons
qt	pints	0.47	liters	m ³	cubic meters	1.3	cubic feet
gal	quarts	0.95	liters				cubic yards
ft ³	gallons	3.8	liters	°C	Celsius temperature	9/5 (then add 32)	Fahrenheit temperature
yd ³	cubic feet	0.03	cubic meters				
	cubic yards	0.76	cubic meters				
TEMPERATURE (exact)							
°F	Fahrenheit temperature	5/9 (after subtracting 32)	Celsius temperature	°C	Celsius temperature	9/5 (then add 32)	Fahrenheit temperature

*1 in = 2.54 (exactly). For other exact conversions and more detailed tables, see NBS Misc. Publ. 298, Units of Weights and Measures, Price \$2.25, SD Catalog No. C13.10-298.



Unclassified

SECURITY CLASSIFICATION OF THIS PAGE (When Data Entered)

REPORT DOCUMENTATION PAGE		READ INSTRUCTIONS BEFORE COMPLETING FORM
1. REPORT NUMBER TN-1670	2. GOVT ACCESSION NO. AD-A133670 DN987109	3. RECIPIENT'S CATALOG NUMBER
4. TITLE (and Subtitle) AXIAL TENSION TESTING OF HORIZONTAL CONNECTORS FOR USE WITH INTERMODAL ISO CONTAINERS	5. TYPE OF REPORT & PERIOD COVERED Not final; Oct 1982 - Mar 1983	
	6. PERFORMING ORG. REPORT NUMBER	
7. AUTHOR(s) R. H. Seabold and B. Posadas	8. CONTRACT OR GRANT NUMBER(s)	
9. PERFORMING ORGANIZATION NAME AND ADDRESS NAVAL CIVIL ENGINEERING LABORATORY Port Hueneme, California 93043	10. PROGRAM ELEMENT, PROJECT, TASK AREA & WORK UNIT NUMBERS 63729M; C09396-55-031	
11. CONTROLLING OFFICE NAME AND ADDRESS Marine Corps Development and Education Command Quantico, Virginia 22134	12. REPORT DATE July 1983	
	13. NUMBER OF PAGES 12	
14. MONITORING AGENCY NAME & ADDRESS (if different from Controlling Office)	15. SECURITY CLASS. (of this report) Unclassified	
	15a. DECLASSIFICATION DOWNGRADING SCHEDULE	
16. DISTRIBUTION STATEMENT (of this Report) Approved for public release; distribution unlimited.		
17. DISTRIBUTION STATEMENT (of the abstract entered in Block 20, if different from Report)		
18. SUPPLEMENTARY NOTES		
19. KEY WORDS (Continue on reverse side if necessary and identify by block number) Connectors, testing, transportation.		
20. ABSTRACT (Continue on reverse side if necessary and identify by block number) The results of a static test to determine whether a Line Fast Corporation Tandemloc Connector meets the tensile requirements for use with ISO containers in the Marine Corps Container System and the NMCB TOA Container System are presented. Sixteen connectors were tested. The maximum applied forces were measured, recorded, and then compared with the rated capacity. The connector met the tensile requirements and should be qualified for use with both container systems.		

DD FORM 1473 1 JAN 73 EDITION OF 1 NOV 65 IS OBSOLETE

Unclassified

SECURITY CLASSIFICATION OF THIS PAGE (When Data Entered)

Unclassified

SECURITY CLASSIFICATION OF THIS PAGE(When Data Entered)

Library Card

Naval Civil Engineering Laboratory
AXIAL TENSION TESTING OF HORIZONTAL CONNECTORS
FOR USE WITH INTERMODAL ISO CONTAINERS, by
R. H. Seabold and B. Posadas
TN-1670 12 pp illus July 1983 Unclassified

1. Connectors 2. Transportation 1. C0939-2-55-031

The results of a static test to determine whether a Line Fast Corporation Tandemloc Connector meets the tensile requirements for use with ISO containers in the Marine Corps Container System and the NMCB TOA Container System are presented. Sixteen connectors were tested. The maximum applied forces were measured, recorded, and then compared with the rated capacity. The connector met the tensile requirements and should be qualified for use with both container systems.

Unclassified

SECURITY CLASSIFICATION OF THIS PAGE(When Data Entered)

CONTENTS

	Page
INTRODUCTION	1
Objective	1
Scope	1
Background	1
EXPERIMENT	2
Test Specimens	2
Apparatus	2
Procedure	2
Findings	3
CONCLUSION	3
RECOMMENDATION	3
ACKNOWLEDGMENTS	3
REFERENCES	4

Accession For	
NTIS GRA&I	<input checked="" type="checkbox"/>
DTIC TAB	<input type="checkbox"/>
Unannounced	<input type="checkbox"/>
Justification	
By _____	
Distribution _____	
Availability _____	
Dist A	



INTRODUCTION

Objective

The objective was to determine whether a certain commercial horizontal connector meets the tension resistance requirements for use with intermodal International Organization for Containerization (ISO) containers in the Marine Corps Container System and the Naval Mobile Construction Battalion (NMCB) Table of Allowance (TOA) Container System.

Scope

Sixteen specimens of a single design were tested statically at a standard loading rate in a tension testing machine. The connectors were pulled by standard ISO corner fittings that, in turn, were pulled by the machine. Maximum applied forces were measured, recorded, and then compared with the rated capacity.

Background

Similar connectors for the same purpose were tested previously (Ref 1) with negative results. The connectors reported on herein are improved connectors with a manufacturer's ultimate capacity rating of 50,000 pounds. The system requirements are 48,100 pounds for the Marine Corps system (Ref 2) and 42,700 pounds for the Navy system (Ref 3).

The critical condition for the Marine Corps is the lateral restraint in the marine mode when 12 connectors are used to couple four Marine Corps quadruple containers (QUADCONs), in which case operational loads govern and a factor of safety of 2.0 is applied. The Marine Corps QUADCON has a gross weight rating of 10,000 pounds, not the maximum of 11,200 pounds allowed in the ISO standard, and a nonstandard height of 82 inches, not the standard 92 inches. The quad (four QUADCONs coupled end-to-end) will be certified in the marine, highway, and rail modes of transportation in accordance with ISO 1496/I-1978(E) (Ref 4). It will be operated as an uncertified container with American military aircraft in accordance with Military Specification MIL-A-8421F (Ref 5), and will be uncoupled into separate QUADCONs for shipment by commercial aircraft. Furthermore, the quad will be carried on a rail car with each QUADCON lashed to the car.

The critical condition for the Navy is the longitudinal restraint in the fixed wing air mode when eight connectors are used to couple three Navy triple containers (TRICONs), in which case ultimate loads govern and a factor of safety of 1.5 is applied. The Navy TRICON has a gross weight rating of 8,287 pounds, not the maximum of 15,700 pounds allowed in the ISO standards. The container equivalent (three TRICONs coupled end-to-end) will be certified in the marine, highway, and rail

modes of transportation in accordance with ISO 1496/I-1978(E) (Ref 4). It will be operated as an uncertified container with American military aircraft in accordance with Military Specification MIL-A-8421F (Ref 5), and will be uncoupled into separate TRICONS for shipment by commercial aircraft. For a container equivalent consisting of TRICONS and connectors, there is no special lashing requirement for the rail mode.

EXPERIMENT

Test Specimens

The connector was Line Fast Corporation Tandemloc Connector Heavy Duty Model 7129-1-45M-PSS (Figure 1) (Ref 6), which was improved by the manufacturer during 1982 to increase the ultimate tension capacity to 50,000 pounds. Sixteen specimens were chosen at random from a total population of 31.

Apparatus

Testing Machine and Grippers. A Baldwin-Tate-Emery testing machine was used to apply and measure the tension load. The capacity of the machine is 120,000 pounds, and the dial gage can be read to the nearest 100 pounds. The gage has one pointer that indicates the applied load and a second pointer that remains at the maximum load and must be reset by hand. A constant loading rate of 10,000 lb/min was used during the tests. Grippers were required to grip the bars that were used in conjunction with the corner fittings.

Corner Fittings and Tension Bars. The maximum tension force occurs in connectors located between bottom corner fittings; therefore, the connectors were tested between two bottom corner fittings that were secured in the machine by means of tension bars that were welded to them. The corner fittings were Line Fast Corporation ISO Container Corner Fittings Model 75030-SUS, which are supplied in sets of eight. Each set has tops and bottoms, lefts and rights, for each end of one container. A single set was procured, and one left bottom and one right bottom were chosen for use as test apparatus. The test set up is shown in Figure 2. Figure 3 shows the same assembly mounted vertically in the testing machine. The tension bars were centered on the centers of the holes in the corner fittings; therefore, the load was applied to the specimen without any eccentricity.

Procedure

The specimens were numbered 1 through 16 and tested one at a time sequentially in accordance with the following procedure:

1. Mount the connector between the two corner fittings, using a socket wrench to close the connector.
2. Mount the connector and the corner fittings in the test machine, using the tension bars and the grippers as shown in Figure 3.

3. Preset the load at 500 pounds, back off, and check alignment and security.
4. Load the specimen at 10,000 lb/min from zero to the failure load or 50,000 pounds, whichever occurs first.
5. Record the maximum load and remove the specimen.

The corner fittings were used in more than one test.

Findings

The test results are listed in Table 1. Four specimens were tested to failure, ten others were tested to 50,000 pounds, and two were not tested because their operating mechanisms were too tight and, thus, they could not be fully opened. This operational problem was outside the scope of the test.

The original plan was to load the specimens to the failure load or 60,000 pounds, but the corner fittings were not able to resist repeated loading above 50,000 pounds. The hole in one of the corner fittings was distorted after three tests were conducted above 50,000 pounds; therefore, two new corner fittings were prepared and the load limited to 50,000 pounds thereafter.

The average ultimate capacity of the four connectors that were tested to failure was 52,900 pounds. That average exceeds the 42,700-pound Navy requirement, the 48,100-pound Marine Corps requirement, and the 50,000-pound rated capacity. For each test, the maximum applied tension is listed in Table 2 as a percentage of the requirements.

CONCLUSION

The connector meets the tension resistance requirements for use with both systems.

RECOMMENDATION

The Line Fast Corporation Tandemloc Connector Heavy Duty Model 7129-1-145M-PSS should be qualified for use with the Marine Corps Container System and the NMCB TOA Container System.

ACKNOWLEDGMENTS

Messrs. Daniel Polly, Valente Hernandez, and John Crahan operated the testing machine and took the measurements. Mr. William Pike, of Line Fast Corporation, provided technical assistance and observed some of the tests.

REFERENCES

1. R.M. Savage and R.H. Seabold. The ultimate tensile testing of the Line Fast light-duty and heavy-duty Tandemloc connectors, Naval Civil Engineering Laboratory, Technical Memorandum M-55-81-08. Port Hueneme, Calif., Sep 1981.
2. R.H. Seabold, J.Z. Oak, and L.J. Woloszynski. Intermediate size containers: Advanced development testing (DT-1), Naval Civil Engineering Laboratory, Technical Note N-1614. Port Hueneme, Calif., Sep 1981.
3. R.H. Seabold. System definition for containerizing the assets of Naval Mobile Construction Battalions, Naval Civil Engineering Laboratory, Technical Report R-____. Port Hueneme, Calif. (in publication)
4. International Organization for Standardization, International Standard ISO 1496/I-1978(E): Series 1 freight containers - Specification and testing - Part 1: General cargo containers (third edition), 1 Apr 1978.
5. Military Specification MIL-A-8421F: Air transportability requirements, general specification for, 25 Oct 1974.
6. Line Fast Corporation. Data Sheet DD7129-1: #7129-1 Tandemloc connector. Holbrook, N.Y., 29 Dec 1975.

Table 1. Maximum Tension Recorded During the Tests

Specimen No.	Maximum Tension (lb)
1	55,500 ^a
2	57,500 ^a
3	not tested
4	51,000 ^a
5	50,000
6	not tested
7	50,000
8	50,000
9	47,500 ^a
10	50,000
11	50,000
12	50,000
13	50,000
14	50,000
15	50,000
16	50,000

^aTested to failure.

Table 2. Maximum Tension as a Percentage of the Requirements

Specimen No.	Maximum Tension as a Percentage of--		
	Navy Requirement	Marine Corps Requirement	Rated Capacity
1	130	115	111
2	135	120	115
4	119	106	102
5	117	104	100
7	117	104	100
8	117	104	100
9	111	99	95
10	117	104	100
11	117	104	100
12	117	104	100
13	117	104	100
14	117	104	100
15	117	104	100
16	117	104	100




Figure 1. Line Fast Tandemloc connector, heavy duty,
model no. 7129-1-45M-PSS.

LEGEND

- A - Tension bar
- B - Right bottom corner fitting
- C - Test specimen
- D - Left bottom corner fitting

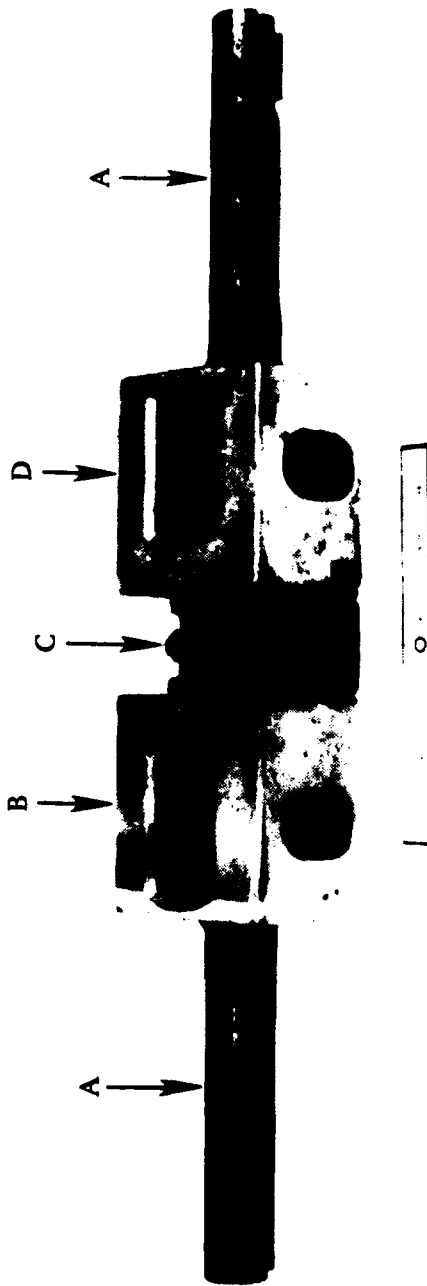


Figure 2. The corner fittings and tension bar test setup with the Line Fast Tandemloc connector.



Figure 3. Specimen and corner fittings mounted vertically in the Baldwin-Tate-Emery testing machine.

DISTRIBUTION LIST

AF HQ Traffic Mgmt Cargo Br (LTC S. Rohrbough) Washington, DC
AFB (AFIT/LDE), Wright Patterson OH; AFESC/TST, Tyndall FL; AUL/LSE 63-465, Maxwell AL; CESCH,
Wright-Patterson; Elec Sys Div, Code OCRS (LTC M. Traister) Hanscom, MA; HQ MAC/DEEE, Scott, IL;
HQ Tactical Air Cmd/DEMM (Schmidt) Langley, VA; MACOS-XOXC (Col Lee) Scott, IL; Stinfo Library,
Offutt NE
ARMY 36th Engineer Group AFVK-C (Capt P Topp), Ft Benning, GA; ARRADCOM, Dover, NJ;
BMDSC-RE (H. McClellan) Huntsville AL; DAEN-MPE-D Washington DC; DAEN-MPU, Washington DC;
QTRMSTR Scol (Code ATSM-CD) Ft. Lee, VA; R&D Command DRDNA-UST) (J. Siegel) Natick, MA
ARMY - CERL Library, Champaign IL
ARMY CORPS OF ENGINEERS MRD-Eng. Div., Omaha NE; Seattle Dist. Library, Seattle WA
ARMY CRREL R.A. Eaton
ARMY DARCOM Code DRCMM-CS Alexandria VA
ARMY ENG WATERWAYS EXP STA Library, Vicksburg MS
ARMY ENVIRON. HYGIENE AGCY HSE-EW Water Qual Eng Div Aberdeen Prov Grnd MD
ARMY LOGISTICS COMMAND Code ALC/ATCL-MS (Morrissett) Fort Lee, VA
ARMY MAT SYS ANALYSIS ACT Code DRXS-CM (M Ogorzalek) Aberdeen Proving Grnd MD
ARMY MATERIALS & MECHANICS RESEARCH CENTER Dr. Lenoex, Watertown MA
ARMY MTMC Trans Engr Agency MTT-CE, Newport News, VA
ARMY TRANSPORTATION SCHOOL Code ATSPD CD-TE Fort Eustis, VA
ARMY TRNG & DOCTRINE CMD Code ATCD-SL Fort Monroe, VA
ARMY-DEPOT SYS COMMAND DRSDS-AI Chambersburg, PA
ARMY-MERADCOM DRDME-GE (Heavy) Ft Belvoir VA; DRDME-MR (J. Sargent) Ft. Belvoir VA
BUMED Security Offr, Washington DC
CINCLANT CIV ENGR SUPP PLANS OFFR NORFOLK, VA
CINCPAC Fac Engrng Div (J44) Makalapa, HI
CNM Code 03462, Washington DC; Code 043 Washington DC; Code MAT-04, Washington, DC; NMAT - 044,
Washington DC
CNO Code NOP-964, Washington DC; Code OP 323, Washington DC; Code OP 405, Washington DC; Code OP
405, Washington, DC; Code OP 414, Washington DC; Code OP 97 Washington DC; Code OP 97
Washington, DC; Code OP 987 Washington DC; Code OP-413 Wash, DC; Code OP323 Washington DC;
OP-411F, Wash DC; OP987J, Washington, DC
COMCBPAC Operations Off, Makalapa HI
COMFAIRWESTPAC Security Offr, Misawa Japan
COMFLEACT, OKINAWA PWO, Kadena, Okinawa
COMNAVBEACHPHIBREFTRAGRU ONE San Diego CA
COMNAVMIANAS Code N4, Guam
COMNAVSURFLANT Norfolk, VA
COMSUBDEVGRUONE Operations Offr, San Diego, CA
COMUSNAVCENT N42, Pearl Harbor, HI
NAVSURFPAC Code N-4, Coronado
COMOPTEVFOR CMDR, Norfolk, VA; Code 705, San Diego, CA
DEFENSE INTELLIGENCE AGENCY DB-4C1 Washington DC
DEFUELSUPPCEN DFSC-OWE (Term Engrng) Alexandria, VA; DFSC-OWE, Alexandria VA
DLSIE Army Logistics Mgt Center, Fort Lee, VA
DNA STTL, Washington DC
DOE Div Ocean Energy Sys Cons/Solar Energy Wash DC
DTIC Defense Technical Info Ctr/Alexandria, VA
DTNSRDC Anna Lab (Code 119) Annapolis MD; Anna Lab (Code 1568) Annapolis MD; Anna Lab, Code
2842 (Mr. Sherman) Annapolis, MD
DTNSRDC Code 4111 (R. Gierich), Bethesda MD
FMFLANT CEC Offr, Norfolk VA
FMFPAC CG(FEO) Camp Smith, HI
GSA Assjst Comm Des & Cnst (FAIA) D R Dibner Washington, DC
KWAJALEIN MISRAN BMDSC-RKL-C
LIBRARY OF CONGRESS Washington, DC (Sciences & Tech Div)
MARCORPS Code LME-1 (Riggs) Washington, DC
MARINE CORPS BASE 1st For Serv Supp Gru (CSS-5) Camp Pendleton CA; PWD - Maint. Control Div.
Camp Butler, Kawasaki, Japan; PWO Camp Lejeune NC; PWO, Camp Pendleton CA; PWO, Camp S. D.
Butler, Kawasaki Japan
MARINE CORPS HQS Code LFF-2, Washington DC; Code LM-2, Washington, DC
MCAS Facil. Engr. Div. Cherry Point NC; Code S4, Quantico VA; Facs Maint Dept - Operations Div, Cherry
Point; SCE, Futema Japan
MCDEC M&L Div (LTC R. Kerr) Quantico, VA; M&L Div Quantico VA; NSAP REP, Quantico VA

MILITARY SEALIFT COMMAND Washington DC
NAF PWD - Engr Div, Atsugi, Japan; PWO, Atsugi Japan
NARF Code 100, Cherry Point, NC; Code 640, Pensacola FL; Equipment Engineering Division (Code 61000), Pensacola, FL
NAS Code 114, Alameda CA; Code 187, Jacksonville FL; PWD - Engr Div Dir, Millington, TN; PWD - Engr Div, Oak Harbor, WA; PWD, Code 1821H (Pfankuch) Miramar, SD CA; PWD, Willow Grove PA; PWO Lakehurst, NJ; PWO Sigonella Sicily; PWO Whiting Fld, Milton FL; PWO, Glenview IL; SCE Norfolk, VA; SCE, Barbers Point HI; SCE, Cubi Point, R.P
NATL BUREAU OF STANDARDS Kovacs, Washington, D.C.; R Chung Washington, DC
NATL RESEARCH COUNCIL Naval Studies Board, Washington DC
NAVAEROSPREGMEDCEN SCE, Pensacola FL
NAVAIRDEVCCEN Chmielewski, Warminster, PA
NAVAIRSYSCOM Code 41712A (Michols) Washington, DC
NAVAIRTESTCEN PATUXENT RIVER PWD (F. McGrath), Patuxent Riv., MD
NAVCHAPGRU CO Williamsburg VA; Operations Officer, Code 30 Williamsburg, VA
NAVCOASTSYSCEN CO, Panama City FL; Code 715 (J Quirk) Panama City, FL; Code 772 (C B Koesy) Panama City FL; Library Panama City, FL
NAVCOMMAREAMSTRSTA PWO, Norfolk VA; SCE Unit 1 Naples Italy; SCE, Wahiawa HI
NAVCOMMSTA Code 401 Nea Makri, Greece; PWD - Maint Control Div, Diego Garcia Is.
NAVCONSTRACEN Code 00U15, Port Hueneme CA
NAVEDTRAPRODEVCCEN Technical Library, Pensacola, FL
NAVEODTEHCEN Code 605, Indian Head MD
NAVFAC PWO, Centerville Bch, Ferndale CA
NAVFACENGCOM Alexandria, VA; Code 03 Alexandria, VA; Code 03T (Essoglou) Alexandria, VA; Code 043 Alexandria, VA; Code 044 Alexandria, VA; Code 044B) Alexandria, VA; Code 0451 (P W Brewer) Alexandria, VA; Code 0451, Alexandria, VA; Code 0453 (D. Potter) Alexandria, VA; Code 0453C, Alexandria, VA; Code 0454B Alexandria, VA; Code 04A1 Alexandria, VA; Code 04B3 Alexandria, VA; Code 06, Alexandria VA; Code 09M54, Tech Lib, Alexandria, VA; Code 100 Alexandria, VA; Code 1002B (J. Leimanis) Alexandria, VA
NAVFACENGCOM - CHES DIV. Code 405 Wash, DC; Code FPO-1C Washington DC; FPO-1 Washington, DC; FPO-1EA5 Washington DC; Library, Washington, D.C.
NAVFACENGCOM - LANT DIV. Code 403, Norfolk, VA; Code 405 Civil Engr BR Norfolk VA; Eur. BR Deputy Dir, Naples Italy; Library, Norfolk, VA; RDT&ELO 102A, Norfolk, VA
NAVFACENGCOM - NORTH DIV. Code 04AL, Philadelphia PA; Code 09P Philadelphia PA; ROICC, Contracts, Crane IN
NAVFACENGCOM - PAC DIV. CODE 09P PEARL HARBOR HI; Code 2011 Pearl Harbor, HI; Code 402, RDT&E, Pearl Harbor HI; Commander, Pearl Harbor, HI; Library, Pearl Harbor, HI
NAVFACENGCOM - SOUTH DIV. Library, Charleston, SC
NAVFACENGCOM - WEST DIV. AROICC, Contracts, Twentynine Palms CA; Code 04B San Bruno, CA; Library, San Bruno, CA; 09P/20 San Bruno, CA; RDT&ELO Code 2011 San Bruno, CA
NAVFACENGCOM CONTRACTS Dir, Eng. Div., Exmouth, Australia; OICC, Southwest Pac, Manila, PI; ROICC AF Guam; ROICC Code 495 Portsmouth VA; ROICC Key West FL; ROICC, Diego Garcia Island; ROICC, Keflavik, Iceland; ROICC, NAS, Corpus Christi, TX; ROICC, Pacific, San Bruno CA; ROICC, Point Mugu, CA; ROICC, Yap; ROICC-OICC-SPA, Norfolk, VA
NAVFORCARIB Commander (N42), Puerto Rico
NAVMAG SCE, Subic Bay, R.P.
NAVOCEANO Library Bay St. Louis, MS
NAVOCEANSYSCEN Code 09 (Talkington), San Diego, CA; Code 4473 Bayside Library, San Diego, CA; Code 4473B (Tech Lib) San Diego, CA; Code 5221 (R.Jones) San Diego Ca; Code 5322 (Bachman) San Diego, CA
NAVPETOFF Code 8D107, Alexandria, VA
NAVPETRES Director, Washington DC
NAVPGSCOL C. Morers Monterey CA; E. Thornton, Monterey CA
NAVPHIBASE CO, ACB 2 Norfolk, VA; COMNAVBEACHGRU TWO Norfolk VA; Code S3T, Norfolk VA; Dir. Amphib. Warfare Brd Staff, Norfolk, VA; SCE Coronado, SD,CA
NAVREGMEDCEN Chief of Police, Camp Pendleton CA; SCE
NAVREGMEDCEN SCE, Yokosuka, Japan
NAVSCOLCECOFF C35 Port Hueneme, CA
NAVSCSOL PWO, Athens GA
NAVSEASYSYSCOM Code C132 (Mr. J. Peters) Washington, DC; Code SEA OOC Washington, DC; SEA 04E (L Kess) Washington, DC
NAVSECGRUACT PWO, Adak AK; PWO, Edzell Scotland
NAVSHIPYD Code 202.5 (Library) Puget Sound, Bremerton WA; Code 380, Portsmouth, VA; Code 410, Mare Is., Vallejo CA; Code 440, Norfolk; Code 440, Puget Sound, Bremerton WA; Tech Library, Vallejo, CA

NAVSTA Code 4, 12 Marine Corps Dist, Treasure Is., San Francisco CA; Dir Engr Div, PWD, Mayport FL;
 Engr. Dir., Rota Spain; Long Beach, CA; PWD (LTJG.P.M. Motolenich), Puerto Rico; PWO, Keflavik
 Iceland; PWO, Mayport FL; SCE, Subic Bay, R.P.
 NAVSUPFAC PWD - Maint. Control Div, Thurmont, MD
 NAVSURFWPCEN G-52 (Duncan) Dahlgren, VA
 NAVTECHTRACEN SCE, Pensacola FL
 NAVWPNCEN Code 2636 China Lake; Code 266, China Lake, CA; Code 3803 China Lake, CA
 NAVWPNSTA PW Office Yorktown, VA
 NAVWPNSTA PWD - Maint. Control Div., Concord, CA
 NAVWPNSUPPCEN Code 09 Crane IN
 NCTC Const. Elec. School, Port Hueneme, CA
 NCBC Code 10 Davisville, RI; Code 15, Port Hueneme CA; Code 155, Port Hueneme CA; Code 1552 (Brazele)
 Port Hueneme, CA; Code 155B (Nishimura) Port Hueneme, CA; Code 156, Port Hueneme, CA; Code 156F
 (Volpe) Port Hueneme, CA; Code 1571, Port Hueneme, CA
 NCBU 411 OIC, Norfolk VA
 NCR 20, Code R70; 20, Commander; 30th Det. OIC, Diego Garcia I
 NMCB 3, SWC D. Wellington; 74, CO; FIVE, Operations Dept; Forty, CO; THREE, Operations Off.
 NROTC J.W. Stephenson, UC, Berkeley, CA
 NSC Code 44 (Security Officer) Oakland, CA; Code 54.1 Norfolk, VA
 NTC OICC, CBU-401, Great Lakes IL
 NUSC Code SB 331 (Brown), Newport RI
 OFFICE SECRETARY OF DEFENSE ASD (MRA&L) Code CSS/CC Washington, DC; OASD (MRA&L)
 Dir. of Energy, Pentagon, Washington, DC
 ONR Central Regional Office, Boston, MA
 PHIBCB 1 P&E, San Diego, CA; 1, CO San Diego, CA
 PWC CO Norfolk, VA; CO, (Code 10), Oakland, CA; CO, Great Lakes IL; CO, Pearl Harbor HI; Code 10,
 Great Lakes, IL; Code 120, Oakland CA; Code 128, Guam; Code 154 (Library), Great Lakes, IL; Code
 30V, Norfolk, VA; Code 400, Pearl Harbor, HI; Code 420, Great Lakes, IL; Code 420, Oakland, CA; Code
 424, Norfolk, VA; Code 500 Norfolk, VA; Code 505A Oakland, CA; Code 600, Great Lakes, IL; Code 700,
 Great Lakes, IL; Code 700, San Diego, CA; Library, Code 120C, San Diego, CA; Library, Guam; Library,
 Norfolk, VA; Library, Oakland, CA; Library, Pearl Harbor, HI; Library, Pensacola, FL; Library, Subic
 Bay, R.P.; Library, Yokosuka JA; Utilities Officer, Guam
 SPCC PWO (Code 120) Mechanicsburg PA
 SUPANX PWO, Williamsburg VA
 TVA Solar Group, Arnold, Knoxville, TN
 UCT ONE OIC, Norfolk, VA
 US DEPT OF INTERIOR Bur of Land Mgmt Code 583, Washington DC
 US NAVAL FORCES Korea (ENJ-P&O)
 USCG G-EOE-2/61 (Espinshade), Washington, DC; Gulf Strike Team, Bay St. Louis, MS; Lant Strike Team
 Elizabeth City, NC; Pac Strike Team, Hamilton AFB, CA
 USCG R&D CENTER D. Motherway, Groton CT; S Rosenberg, Groton, CT
 USDA Forest Service Reg 3 (R. Brown) Albuquerque, NM; Forest Service, Bowers, Atlanta, GA; Forest
 Service, San Dimas, CA
 USNA USNA/SYS ENG DEPT ANNAPOLIS MD
 LINEFAST CORP (J. DiMartino) Holbrook, NY
 ROHR IND. INC (D. Buchanan) Chula Vista, CA

END

FILMED

11-83

DTIC