

AD-A133 158

EVALUATION OF TYPE II FAST PACKS FOR ELECTROSTATIC
DISCHARGE PROPERTIES(U) AIR FORCE PACKAGING EVALUATION
AGENCY WRIGHT-PATTERSON AFB OH A J SICARD AUG 83

1/1


UNCLASSIFIED

PTPT-83-R-04

F/G 15/5

NL





MICROCOPY RESOLUTION TEST CHART
 NATIONAL BUREAU OF STANDARDS-1963-A

APPROVED FOR PUBLIC RELEASE
DISTRIBUTION UNLIMITED

PTPT REPORT NO. 83-R-04
AFPEA PROJECT NO. 83-P7-101

12

AD-A133158

ALFRED J. SICARD
Mechanical Engineering Technician
Autovon 787-4519
Commercial (513) 257-4519

EVALUATION OF TYPE II FAST PACKS
FOR ELECTROSTATIC DISCHARGE PROPERTIES

HQ AFALD/PTPT
AIR FORCE PACKAGING EVALUATION AGENCY
WRIGHT-PATTERSON AFB OH 45433

August 1983

DTIC
ELECTRONIC
S OCT 4 1983
A

DTIC FILE COPY

88 10 04 042

NOTICE

When government drawings, specifications, or other data are used for any purpose other than in connection with a definitely related government procurement operation, the United States Government thereby incurs no responsibility whatsoever; and the fact that the government may have formulated, furnished, or in any way supplied the said drawings, specifications, or other data, is not to be regarded by implication or otherwise as in any manner licensing the holder or any other person or corporation, or conveying any rights or permission to manufacture, use, or sell any patented invention that may in any way be related thereto. This report is not to be used in whole or in part for advertising or sales purposes.

ABSTRACT

A commercially available cushioned, fiberboard pack was evaluated for both its electrostatic protection properties as well as its shock and vibration characteristics with regard to the critical protection of sensitive electronic components. The cushioning performance of the pack was compared with that of a similar size standard Type II Fast Pack (PPP-B-1672). The results of this evaluation indicated that the pack provided cushioning protection which, on average, was comparable to that obtained with the standard Type II Fast Pack. Using as a reference base, the static charge built up on a standard Type II Fast Pack, which contains no antistatic treated materials, it was determined that the pack having electrostatic protection properties avoided the development of electrostatic fields which measured as high as 4.5 KV in the standard pack. Other concepts are also currently being considered for providing electrostatic protection for the Type II Fast Pack. These include the use of conductive carbon impregnated polyurethane foams as well as foams treated with antistatic materials.

PREPARED BY:


ALFRED J. SICARD
Mechanical Engineering Technician
AF Packaging Evaluation Agency

REVIEWED BY:

MATTHEW A. VENETOS
Chief, Materials Engineering Division
AF Packaging Evaluation Agency

PUBLICATION DATE:

APPROVED BY:


JACK E. THOMPSON
Director, Air Force Packaging
Evaluation Agency

TABLE OF CONTENTS

	<u>PAGE</u>
Abstract	i
Introduction	1
Test Packs	1
Test Load.	1
Instrumentation and Equipment.	1
Test Procedures/Results	
a. Free Fall Drop Test.	2
b. Vibration Test	2
c. Results.	2
Discussion/Conclusion.	3

FIGURES

FIGURE 1. Cancel Caddy Pack	4
FIGURE 2. Type II Fast Pack (PPP-B-1672).	4

TABLES

TABLE I. Peak Shock Levels	5
TABLE II. Electrostatic Field Voltages.	5
Distribution List.	6-7
DD Form 1473	8

DTIC
COPY
UNCLASSIFIED

Accession For	
NTIS GRA&I	<input checked="" type="checkbox"/>
DTIC TAB	<input type="checkbox"/>
Unannounced	<input type="checkbox"/>
Justification _____	
Distribution/	
Availability Codes	
Accel and/or	
Special	
A	

INTRODUCTION

ADE, Inc., Chicago, Illinois requested consideration of their Cancel Caddy Pack for protecting fragile electronic components from harmful static electricity as well as mechanical shocks.

TEST PACKS

The Cancel Caddy Pack (Figure 1) is a reusable, single wall fiberboard pack (12" x 8" x 1 3/4") consisting of a reclosable cushioned carrier which mates into an outer fiberboard sleeve. A cushioning insert is used consisting of a polyethylene (anti-static treated wrap) material of extruded hexagonal airtight cells. The packs cushioning performance was rated for loads weighing up to one pound.

The PPP-B-1672, Type II, Fast Pack (Figure 2) is a reusable, single wall fiberboard pack (12" x 8" x 2 1/2") consisting of an inner slide and outer sleeve. The cushioning insert consists of polyurethane convoluted foam, Type I, Class 2, Grade B complying to MIL-P-26514E.

TEST LOAD

The simulated test load consisted of a masonite board (1/4" x 6" x 4 1/2") on which were mounted wooden shapes, representing solid state devices, and aluminum wiring to simulate a typical printed circuit board. Its weight was varied by adding additional masonite plates and components. Three mil thick polyethylene film was wrapped around the test load in order to avoid interference with the cushioning action of the pack inserts. The test load was instrumented with a tri-axial accelerometer.

INSTRUMENTATION AND EQUIPMENT

The following instrumentation and equipment were employed in this study:

1. Oscilloscope, 4 channel storage, Tektronix Model 564-B.
2. Accelerometer, tri-axial, Endevco, Model 2228C S/N CM55.
3. Amplifier (3 each), Endevco, Model 2614C.
4. Power Supply, Endevco, Model 2622C.
5. Gaynes Drop Tester, Model 125.
6. Electrodynamic Shaker, Unholtz Dickie, Model 640M.
7. Static Sensor Meter, Anderson Effects, Model DCA-1200-1.

TEST PROCEDURES/RESULTS

Free Fall Drop Test: The test packs were subjected to a 30 inch free fall drop test in accordance with Federal Test Method Standard 101C, Method 5007.1, Procedure B, Level A. A tri-axial accelerometer was secured near the center of gravity of the test load (Figure 1) to record impact shock (G's). The results of the drop tests are presented in Table I.

Vibration Test: The packs with test loads were subjected to a sinusoidal vibration test. The table operating frequency was maintained at 5HZ, 1.0 inch double amplitude for periods of five minutes for each of three pack orientation. The packs were strapped to the vibration table and tested in three different orientations, bottom, end and side surfaces. Immediately after vibration, each pack was opened, and at a distance of approximately six inches from the exposed cushioning surfaces, a hand held static sensor meter was used to measure the charge (KV) of the electrostatic field. The electrostatic field measurements are listed in Table II.

RESULTS

Prior to vibration, as indicated in Table II, the Cancel Caddy Pack had no electrostatic field charge based on measurements taken six inches from the surface of its cushioning insert; after vibration the static sensor meter also indicated an electrostatic free surface. In comparison, the Type II Fast Pack had an initial electrostatic field charge of 2 KV; however, the final charge after vibration was significantly increased to 4.5 kilovolts.

A comparison of the shock performance (see Table I) indicated that for all drop orientations, the Cancel Caddy Pack provided superior shock isolation in protecting the light (0.2 lb) test load; its shock performance in protecting the medium (0.50) and heavier (1.0) test loads was equivalent to the Type II Fast Pack except when dropped on its largest panel area in which case the shock levels were higher.

Visual inspection of both types of packs, after completion of the free-fall drop and vibration tests, indicated no significant damage to their fiberboard surfaces or cushioning inserts; however, after the first drop, the taped joint on the outer sleeve of the Type II, Fast Pack split open five inches. It was necessary to retape the joint in order to complete the testing. No significant load shift occurred in either pack during the drop and vibration tests.

DISCUSSION/CONCLUSION

The Cancel Caddy Pack provides an electrostatic free barrier in protecting shock sensitive electronic components from harmful electrical shock.

Even though shock protection levels aren't a requirement in MIL-STD-794 for Type II Fast Packs, it was considered important to evaluate the cushioning performance of both type packs to determine whether the Cancel Caddy Pack would provide shock protection levels comparable to the Type II Fast Pack during handling. Overall, the Cancel Caddy Pack provided adequate cushioning comparable to the Type II Fast Pack.

FUTURE ACTIONS

Additional approaches being considered for providing electrostatic protection to the Type II Fast Pack are the use of convoluted polyurethane cushion inserts which have been impregnated with either conductive carbon particles or "anti-stat" compounds. In addition, to electrostatic protection and cushioning, costs will be an important factor in determining the approach to be taken.




FIGURE 1: Cancel Caddy Pack




FIGURE 2: Type II Fast Pack (PPP-B-1672)

IMPACT FACE	TYPE II FAST PACK. PEAK Gs			CANCEL CADDY PACK PEAK Gs		
	0.2 lb load	0.5 lb load	1.0 lb load	0.2 lb load	0.5 lb load	1.0 lb load
LARGEST SURFACE	70 Gs	59 Gs	50 Gs	67 Gs	118 Gs	117 Gs
LONG EDGE	88	48	37	42	48	37
SHORT EDGE	107	49	36	42	38	24

TABLE I - PEAK SHOCK LEVELS

TEST	TYPE II FAST PACK	CANCEL CADDY PACK
Initial charge on opened pack prior to vibration test	2 KV	0 KV
Charge around closed pack prior to vibration test.	0 KV	0 KV
Charge on opened pack after vibration test.	4-4.5 KV	0 KV

TABLE II - ELECTROSTATIC FIELD VOLTAGES

DISTRIBUTION LIST

AFALD/PT/PTPT WPAFB OH 45433	1	AFPRO/PD General Dynamics P.O. Box 371 Attn: Rick Stenzil Ft Worth Division Ft Worth TX 76101	1
AFALD/PTPP WPAFB OH 45433	3		
AFALD/PTPT Library WPAFB OH 45433	20	AFPRO/PD (Packaging Engineer) Westinghouse Defense & Electronic System Center P.O. Box 1693 Baltimore MD 21203	1
HQ AFLC/LOZPP WPAFB OH 45433	1		
ASD/AEWS (D. Murray) WPAFB OH 45433	1		
ASD/AWL WPAFB OH 45433	1	HQ AFSC/LGT Scott AFB IL 62225	1
ASD/YPL (J. Hartley) WPAFB OH 45433	1	ASO/TEE/TEP-A 4030 700 Robbins Avenue Philadelphia PA 19111	1
ASD/YPL (Lt R. Weldon) WPAFB OH 45433		Aviation Supply Office Attn: Engineering Division 700 Robbins Avenue Philadelphia PA 19111	1
HQ USAF/LETT WASH DC 20330	1		
OC-ALC/DSP Tinker AFB OK 73145	1	DARCOM Packaging & Storage & Container Center Attn: SDSTO-T Tobyhanna PA 18466	1
OO-ALC/DSP H111 AFB UT 84056	1		
OO-ALC/DSTD Attn: Robert Sorensen H111 AFB UT 84056	1	DESC-T 1507 Wilmington Pike Dayton OH 45444	1
SA-ALC/DSP Kelly AFB TX 78241	1	DLSIE/DRXMC-D U.S. Army Logistics Management Attn: Mr. Malcom Alley Fort Lee VA 23801	1
SM-ALC/DSP McClellan AFB CA 95652	1		
WR-ALC/DSP Robins AFB GA 31098	1	DTIC/TSR Cameron Station Alexandria VA 22314	1
ADTC/SD3P Eglin AFB FL 32542	1	ESD/TOSM Hanscom AFB MA 01731	1
AFCMD/PDT Attn: Jim Rorie Kirtland AFB NM 87115	1	GSA Office of Engineering Management Packaging Division WASH DC 20406	1

DISTRIBUTION LIST (CONT)

GSA OPP-YCMP Attn: Julieann Wax Bldg #4, Crystal Mall 1941 Jefferson Davis Highway Arlington VA 22210	1	Naval Air Engineering Center Code 9181 BL562 Perrell 1 Lake Hurst NJ 08733	1
PRC 13837 Bettencourt Street Cerritos CA 90701	1	Naval Air Station Attn: Charles Fosmay Supply Officer Bldg V-53 Norfolk VA 23511	1
RADC-RBRAC Attn: Mr. Ike Rugne Griffiss AFB NY 13441	1	Navy Ships and Parts Control Systems 561 Attn: Jerry Thomas Mechanicsburg PA 17055	1
Red River Army Depot (RRAD) SDSR-SP Attn: Al Bronz Texarkana TX 75507	1	Naval Undersea War Engineering Station Attn: Mylo Erickson Mech Engineer C-2462 Keyport WA 98345	1
Sacramento Army Depot SDSA-Q5M2 Attn: Robert Budd Sacramento CA 95813	1	Naval Weapons Center Code 3114 OPS, Manager F-A18 WSST Attn: 12C Bullard China Lake CA 93555	1
SAMSO/AWL Norton AFB CA 92409	1	Naval Weapons Support Center Code 505 (F. Niehaus) Crane IN 47522	1
TOSMAO OISHI Naval Sea Systems Command Department of the Navy WASH DC 20362	1		
U.S. Army Armament Research & Development Command Attn: DRDA2-TST-S Dover NJ 07801	1		
U.S. Army Natick Labs Attn: DRDNA-EPS Natick MA 01760	1		
NASA/GSFC Code 745 Attn: R. J. Palace Green Belt MD 20771	1		
NAVSUPSYSCMD Attn: SUP-0321A WASH DC 20376	5		

UNCLASSIFIED

SECURITY CLASSIFICATION OF THIS PAGE (When Data Entered)

REPORT DOCUMENTATION PAGE		READ INSTRUCTIONS BEFORE COMPLETING FORM
1. REPORT NUMBER PTPT Report No. 83-R-04	2. GOVT ACCESSION NO.	3. RECIPIENT'S CATALOG NUMBER
4. TITLE (and Subtitle) Evaluation of Type II Fast Packs for Electrostatic Discharge Properties		5. TYPE OF REPORT & PERIOD COVERED Final
		6. PERFORMING ORG. REPORT NUMBER AFPEA Project No. 83-P7-101
7. AUTHOR(s) Alfred J. Sicard		8. CONTRACT OR GRANT NUMBER(s)
9. PERFORMING ORGANIZATION NAME AND ADDRESS AFALD/PTPT Wright-Patterson AFB OH 45433		10. PROGRAM ELEMENT, PROJECT, TASK AREA & WORK UNIT NUMBERS
11. CONTROLLING OFFICE NAME AND ADDRESS AFALD/PT Wright-Patterson AFB OH 45433		12. REPORT DATE August 1983
14. MONITORING AGENCY NAME & ADDRESS (if different from Controlling Office)		13. NUMBER OF PAGES 10
		15. SECURITY CLASS. (of this report) Unclassified
		15a. DECLASSIFICATION/DOWNGRADING SCHEDULE
16. DISTRIBUTION STATEMENT (of this Report) APPROVED FOR PUBLIC RELEASE DISTRIBUTION UNLIMITED		
17. DISTRIBUTION STATEMENT (of the abstract entered in Block 20, if different from Report)		
18. SUPPLEMENTARY NOTES		
19. KEY WORDS (Continue on reverse side if necessary and identify by block number) Fast Pack Anti-Static Cushioning Electrostatic Field		
20. ABSTRACT (Continue on reverse side if necessary and identify by block number) This evaluation revealed that the Cancel Caddy Pack will provide an electrostatic free enclosure and shock isolation protection of sensitive electronic components.		

DD FORM 1473
1 JAN 73

EDITION OF 1 NOV 65 IS OBSOLETE

8

UNCLASSIFIED //
SECURITY CLASSIFICATION OF THIS PAGE (When Data Entered)

END

FILMED

10-83

DTIC