

AD-A128 886

THERMOPHYSICAL ELECTRICAL AND OPTICAL PROPERTIES OF  
SELECTED METAL-NONMET..(U) THERMOPHYSICAL AND  
ELECTRONIC PROPERTIES. INFORMATION ANALYSIS..

1/2

UNCLASSIFIED


Y S TOULOUKIAN ET AL. FEB 78 CINDAS-50

F/G 11/6

NL

CINDAS

1 2



# CINDAS



THERMOPHYSICAL PROPERTIES RESEARCH CENTER  
ELECTRONIC PROPERTIES INFORMATION CENTER  
THERMOPHYSICAL AND ELECTRONIC PROPERTIES INFORMATION ANALYSIS CENTER  
UNDERGROUND EXCAVATION AND ROCK PROPERTIES INFORMATION CENTER

WA 128886

THERMOPHYSICAL, ELECTRICAL, AND OPTICAL PROPERTIES OF  
SELECTED METAL-NONMETAL TRANSITION MATERIALS

Comprehensive Bibliography With Typical Data

Y. S. TOULOUKIAN, C. Y. HO, and J. F. CHANEY

CINDAS REPORT 50

February 1978

DTIC FILE COPY

Prepared by  
THERMOPHYSICAL AND ELECTRONIC PROPERTIES  
INFORMATION ANALYSIS CENTER

This document has been approved  
for public release and sale; its  
distribution is unlimited.

DTIC  
ELECTE  
JUN 02 1983  
S D E

CENTER FOR INFORMATION AND NUMERICAL DATA ANALYSIS AND SYNTHESIS  
PURDUE UNIVERSITY  
PURDUE INDUSTRIAL RESEARCH PARK  
2595 YEAGER ROAD  
WEST LAFAYETTE, INDIANA 47906

83 06 01 339

UNCLASSIFIED

SECURITY CLASSIFICATION OF THIS PAGE (When Data Entered)

REPORT DOCUMENTATION PAGE		READ INSTRUCTIONS BEFORE COMPLETING FORM
1. REPORT NUMBER	2. GOVT ACCESSION NO.	3. RECIPIENT'S CATALOG NUMBER
	AD-A128886	
4. TITLE (and Subtitle) THERMOPHYSICAL, ELECTRICAL, AND OPTICAL PROPERTIES OF SELECTED METAL-NONMETAL TRANSITION MATERIALS: Comprehensive Bibliography With Typical Data		5. TYPE OF REPORT & PERIOD COVERED State-of-the-Art Report
7. AUTHOR(s) Y. S. Touloukian, C. Y. Ho, and J. F. Chaney		6. PERFORMING ORG. REPORT NUMBER CINDAS REPORT 50
9. PERFORMING ORGANIZATION NAME AND ADDRESS Thermophysical and Electronic Properties Information Analysis Center, CINDAS/Purdue Univ., 2595 Yeager Rd. W. Lafayette, IN 47906		8. CONTRACT OR GRANT NUMBER(s) DSA900-77-C-37158
11. CONTROLLING OFFICE NAME AND ADDRESS Defense Technical Information Center, Defense Logistics Agency, Attn: DTIC-AI, Cameron Station Alexandria, VA 22314		10. PROGRAM ELEMENT, PROJECT, TASK AREA & WORK UNIT NUMBERS
14. MONITORING AGENCY NAME & ADDRESS (if different from Controlling Office) Army Materials & Mechanics Research Center Attn: DRXMR-P Arsenal Street Watertown, MA 02172		12. REPORT DATE February 1978
		13. NUMBER OF PAGES 154
		15. SECURITY CLASS. (of this report) Unclassified
		15a. DECLASSIFICATION/DOWNGRADING SCHEDULE N/A
16. DISTRIBUTION STATEMENT (of this Report)  Distribution unlimited		
17. DISTRIBUTION STATEMENT (of the abstract entered in Block 20, if different from Report)		
18. SUPPLEMENTARY NOTES (DTIC Source Code 413571); TEPIAC Publication Microfiche copies available from DTIC		
19. KEY WORDS (Continue on reverse side if necessary and identify by block number) *Thermophysical Properties-- *Electrical Properties--*Optical properties--Vanadium oxides--Titanium oxides-- Niobium oxide--Europium oxide--Nickel sulfides--Samarium sulfide--Bibliographies		
20. ABSTRACT (Continue on reverse side if necessary and identify by block number) This report presents a comprehensive bibliography on twelve thermophysical, electrical, and optical properties of twelve selected priority metal-nonmetal transition materials. Typical data on each property of each of the twelve materials are provided, if available. The nature of the metal-nonmetal transitions in the twelve materials and their transition temperatures and pressures are summarized.		

DD FORM 1473

EDITION OF 1 NOV 65 IS OBSOLETE

UNCLASSIFIED

SECURITY CLASSIFICATION OF THIS PAGE (When Data Entered)

THERMOPHYSICAL, ELECTRICAL, AND OPTICAL PROPERTIES OF  
SELECTED METAL-NONMETAL TRANSITION MATERIALS  
Comprehensive Bibliography with Typical Data

Y. S. TOULOUKIAN, C. Y. HO, and J. F. CHANEY

CINDAS REPORT 50

February 1978

Prepared by  
THERMOPHYSICAL AND ELECTRONIC PROPERTIES  
INFORMATION ANALYSIS CENTER



Accession For	
NTIS GRA&I	<input checked="" type="checkbox"/>
DTIC TAB	<input type="checkbox"/>
Unannounced	<input type="checkbox"/>
Justification	
By	
Distribution/	
Availability Codes	
Dist	Avail and/or Special
A	

CENTER FOR INFORMATION AND NUMERICAL DATA ANALYSIS AND SYNTHESIS  
Purdue University  
Purdue Industrial Research Park  
2595 Yeager Road  
West Lafayette, Indiana 47906

## PREFACE

This final report was prepared by the Thermophysical and Electronic Properties Information Analysis Center (TEPIAC), a DoD Information Analysis Center operated by the Center for Information and Numerical Data Analysis and Synthesis (CINDAS), Purdue University, West Lafayette, Indiana, under Contract No. DSA900-77-C-3758 with the Defense Logistics Agency (DLA), Alexandria, Virginia, with Mr. J. L. Blue (Hq. DLA) as the IAC Program Manager and Mr. Samuel Valencia (Army Materials and Mechanics Research Center) as the Contracting Officer's Technical Representative.

This report contains the results of Phases II and III of the task assigned to TEPIAC for the third year (1977) of the program conducted for the Tri-Service Laser Hardened Materials and Structures Subpanel of the High Energy Laser Review Group. The results of Phase I of the task have already been reported.

The work for Phase II of the task for 1977 was to search the world literature and to prepare a complete bibliography on seven thermophysical, electrical, and optical properties of twelve selected priority metal-nonmetal transition materials, and the work for Phase III was to provide typical data on each property of each of the twelve materials. Not only all these have been accomplished, but a much wider scope of coverage of the work has been achieved. In addition to the seven properties required, results on four extra properties (thermal emittance, reflectance, absorptance, and transmittance), which are not required by the task assignment but are believed by TEPIAC to be important for the selected materials, are also included, and the results on optical properties have been divided for reporting separately on absorption coefficient and on refractive index so as to give more specific information. Consequently, bibliographic information and data for twelve thermophysical, electrical, and optical properties are presented in this report instead of for seven properties as required. Furthermore, research documents on the characteristics of the selected materials and on the nature of their metal-nonmetal transitions have been thoroughly reviewed and studied, and the resulting information is also reported herein additionally. This information will certainly enhance greatly the usefulness of the report. Therefore, the accomplishments of TEPIAC in this task have far exceeded the requirements.

The work for Phase I of the task for 1977 produced a complete listing of potential metal-insulator transition materials, which were reported in the following categories:

- (1) Transition-metal chalcogenides (binary)
- (2) Mixed transition-metal chalcogenides
- (3) Rare-earth chalcogenides
- (4) Mixed rare-earth chalcogenides
- (5) Other binary chalcogenides
- (6) Mixed chalcogenides (not oxides)
- (7) Mixed oxides (glasses)
- (8) Multiple chalcogenides
- (9) Chalcogenide alloys and other alloys
- (10) Ovshinsky glasses and related materials
- (11) Binary halides
- (12) Elements
- (13) Metal-ammonia solutions
- (14) Rare gas-metal systems; metal/inert element
- (15) Organic materials
- (16) Miscellaneous materials.

The above classes of materials represented 58 sub-groups of materials and 128 individual materials.

The task assigned to TEPIAC for the first year (1975) of the program resulted in the publication of a 1058-page volume entitled "Thermophysical Properties of Selected Aerospace Materials. Part I: Thermal Radiative Properties," while that for the second year (1976) resulted in a 242-page volume entitled "Thermophysical Properties of Selected Aerospace Materials. Part II: Thermophysical Properties of Seven Materials."

February 1978  
West Lafayette, IN 47906

Y. S. TOULOUKIAN  
Director of CINDAS  
Distinguished Atkins Professor  
of Engineering  
Purdue University

## SUMMARY

This report presents a comprehensive bibliography on twelve thermophysical, electrical, and optical properties of twelve selected priority metal-nonmetal transition materials. Typical data on each property of each of the twelve materials are provided, if available.

The nature of the metal-nonmetal transitions in the twelve materials and their transition temperatures and pressures are summarized in the following table.

Nature of Transitions and Transition Temperatures and Pressures

Material	Transition Temp. (K)	Nature of Transition
$\text{VO}_2$	341	Semiconducting-metallic Diamagnetic-paramagnetic Monoclinic-tetragonal
$\text{V}_2\text{O}_3$	150-173	Semiconducting-metallic Antiferromagnetic-paramagnetic Monoclinic-rhombohedral
	350-550	Metallic-poorer metallic
$(\text{Cr}_x\text{V}_{1-x})_2\text{O}_3$	150-173	Semiconducting-metallic Antiferromagnetic-paramagnetic Monoclinic-rhombohedral
	250-400 ( $0.005 \leq x \leq 0.018$ )	Rhombohedral ( $\alpha$ -corundum)- rhombohedral ( $\beta$ -corundum)
$(\text{Ti}_x\text{V}_{1-x})_2\text{O}_3$	0-173 ( $0.051 \geq x \geq 0$ )	Semiconducting-metallic Antiferromagnetic-paramagnetic Monoclinic-rhombohedral
$\text{V}_3\text{O}_5$	425	Change in monoclinic lattice parameters and in cell volume
$\text{Ti}_2\text{O}_3$	400-550	Semiconducting-metallic Change in rhombohedral lattice parameters Crossing of two electron energy bands
$\text{NbO}_2$	1070	Semiconducting-metallic Softening of vibrational modes
	Room temp. under applied electric field	Switching from high to low electrical resistance under an applied electric field
$\text{EuO}$	69.29	Ferromagnetic-paramagnetic
	Room temp. under high pressure	Insulating-metallic and change in cubic lattice parameter under a high pres- sure ( $p > 300$ kb)



v

Nature of Transitions and Transition Temperatures and Pressures (Continued)

Material	Transition Temp. (K)	Nature of Transition
$\text{Eu}_{1+x}\text{O}_{1-x}$	50	Metallic-semiconducting
	69.29	Ferromagnetic-paramagnetic
$\text{Na}_x\text{WO}_3$	390-440	Anomalies in properties
NiS	623	Rhombohedral ( $\alpha$ -NiS)-hexagonal ( $\beta$ -NiS)
$\beta$ -NiS	260-280	Semiconducting-metallic Antiferromagnetic-paramagnetic
$\text{NiS}_2$	40	Antiferromagnetic-paramagnetic
	Room temp. under high pressure	Insulating-metallic under a high pressure of 32 kb at increasing pressure and of 8 kb at decreasing pressure
SmS	Room temp. under high pressure	Semiconducting-metallic under a high pressure of 6.5 kb at increasing pressure and of 0.8 kb at decreasing pressure

The numbers of references on the twelve properties of the twelve materials uncovered through the systematic and exhaustive search of the world literature are summarized in the table which appears on the next page.

Number of References Available on Twelve Properties of Twelve Materials

Material	Thermal Conductivity	Specific Heat	Thermal Expansion	Thermal Diffusivity	Thermal Emissance	Thermal Reflectance	Thermal Absorbance	Thermal Transmittance	Electrical Resistivity	Dielectric Constant	Absorption Coefficient	Refractive Index
VO <sub>2</sub>	1	7	11	0	0	18	2	9	159	7	11	8
V <sub>2</sub> O <sub>3</sub>	0	12	5	0	2	8	1	3	84	4	4	2
(Cr <sub>x</sub> V <sub>1-x</sub> ) <sub>2</sub> O <sub>3</sub>	0	6	2	0	0	1	0	0	17	1	1	1
(Ti <sub>x</sub> V <sub>1-x</sub> ) <sub>2</sub> O <sub>3</sub>	0	3	1	0	0	0	0	0	11	0	0	0
V <sub>3</sub> O <sub>5</sub>	0	2	1	0	0	1	0	0	19	0	0	1
Ti <sub>2</sub> O <sub>3</sub>	1	23	5	0	0	4	1	1	46	4	0	0
NbO <sub>2</sub>	0	10	1	0	0	0	0	0	16	1	0	0
EuO	10	23	2	1	0	16	0	7	53	10	28	3
Na <sub>x</sub> WO <sub>3</sub>	4	7	1	0	0	8	2	0	25	2	1	1
NiS	1	8	3	0	0	1	0	0	34	1	0	0
NiS <sub>2</sub>	0	2	3	0	0	2	0	0	16	0	0	0
SmS	3	5	1	0	0	17	6	3	43	1	7	0

## CONTENTS

	Page
PREFACE . . . . .	11
SUMMARY . . . . .	iv
1. INTRODUCTION . . . . .	1
2. THERMOPHYSICAL, ELECTRICAL, AND OPTICAL PROPERTIES OF SELECTED METAL-NONMETAL TRANSITION MATERIALS . . . . .	3
2.1. Vanadium Dioxide . . . . .	3
2.2. Vanadium Sesquioxide . . . . .	11
2.3. Vanadium Sesquioxide Doped with Chromium . . . . .	22
2.4. Vanadium Sesquioxide Doped with Titanium . . . . .	33
2.5. Trivanadium Pentoxide . . . . .	39
2.6. Titanium Sesquioxide . . . . .	42
2.7. Niobium Dioxide . . . . .	48
2.8. Europium Monoxide . . . . .	53
2.9. Sodium Tungsten Bronze . . . . .	60
2.10. Nickel Monosulfide . . . . .	69
2.11. Nickel Disulfide . . . . .	73
2.12. Samarium Monosulfide . . . . .	79
3. REFERENCES . . . . .	86

## 1. INTRODUCTION

This report presents a comprehensive bibliography that has been prepared through a systematic and exhaustive search of the world literature for pertinent references on twelve thermophysical, electrical, and optical properties of twelve selected priority metal-nonmetal transition materials. Typical data on each property of each of the twelve materials are provided, if available.

The twelve properties covered are:

- (1) Thermal conductivity
- (2) Specific heat
- (3) Thermal linear expansion
- (4) Thermal diffusivity
- (5) Thermal emittance
- (6) Thermal reflectance
- (7) Thermal absorptance
- (8) Thermal transmittance
- (9) Electrical resistivity
- (10) Dielectric constant
- (11) Absorption coefficient
- (12) Refractive index.

The twelve selected metal-nonmetal transition materials are:

- (1) Vanadium dioxide ( $\text{VO}_2$ )
- (2) Vanadium sesquioxide ( $\text{V}_2\text{O}_3$ )
- (3) Vanadium sesquioxide doped with chromium
- (4) Vanadium sesquioxide doped with titanium
- (5) Trivanadium pentoxide ( $\text{V}_3\text{O}_5$ )
- (6) Titanium sesquioxide ( $\text{Ti}_2\text{O}_3$ )
- (7) Niobium dioxide ( $\text{NbO}_2$ )
- (8) Europium monoxide ( $\text{EuO}$ )
- (9) Sodium tungsten bronze ( $\text{Na}_x\text{WO}_3$ )
- (10) Nickel monosulfide ( $\text{NiS}$ )
- (11) Nickel disulfide ( $\text{NiS}_2$ )
- (12) Samarium monosulfide ( $\text{SmS}$ ).

A list of pertinent reference numbers and the typical data on each property of each material are presented in each subsection of Section 2. Research documents on the characteristics of the selected materials and on the nature of the metal-nonmetal transition in each of the materials have been thoroughly reviewed and studied and the resulting information is given at the beginning of each of the subsections. This information is believed valuable and will greatly enhance the usefulness of this report.

The complete bibliographic citations for the 678 references are given in Section 3. The references are listed in three separate groups: the first group with reference numbers prefixed with the letter T, the second group with reference numbers prefixed with the letter E, and the third group with reference numbers prefixed with the letter A.

The information on the nature of the metal-nonmetal transition in the selected materials and their transition temperatures and pressures is summarized and presented in the SUMMARY, in which statistics on the number of references available for each property of each material is also given.

## 2. THERMOPHYSICAL, ELECTRICAL, AND OPTICAL PROPERTIES OF SELECTED METAL-NONMETAL TRANSITION MATERIALS

### 2.1. Vanadium Dioxide

Vanadium dioxide ( $\text{VO}_2$ ) forms deep-blue crystals which, above 341 K, have a tetragonal crystal structure with a density of  $4.66 \text{ g cm}^{-3}$ . It is a metal with relatively low mobility charge carriers above the transition temperature (341 K). The transition temperature may be lowered by raising the pressure. Vanadium dioxide melts at about 1910 K and decomposes at about 3300 K.

Below 341 K vanadium dioxide is a semiconductor and has a monoclinic crystal structure with a density of  $4.65 \text{ g cm}^{-3}$ . The chains of octahedra within the crystals are puckered below the transition temperature and the metal atoms are shifted so as to form V-V pairs within the chains. The bonding within these chains is cooperative, the d-electrons on each metal atom being trapped into localized V-V bonds so as to quench the metallic conductivity along the c-axis. For high quality crystals the metal-semiconductor transition is extremely sharp and electrical resistivity changes of up to 6 orders of magnitude have been observed at the transition temperature, at which there is also an accompanying paramagnetic to diamagnetic transition as the magnetic moment drops dramatically.

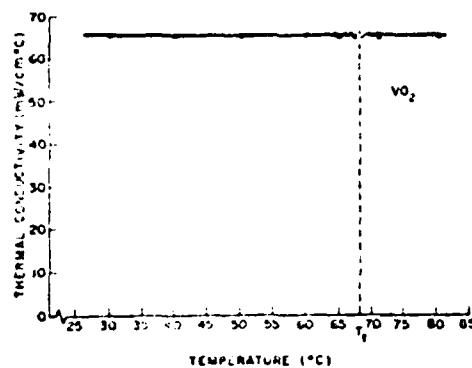
The cause of the transition from a semiconducting to a metallic state (with increasing temperature) that is associated with a change from a lower to a higher symmetry crystal structure has been explained by using a mechanism proposed by N. F. Mott. According to Mott's theory, the transition is explained as a discontinuous change from a state of bound electrons to a state of delocalized collective electrons as the electron density exceeds a critical value.

A systematic and exhaustive search of the world literature for the pertinent references on the thermophysical, electrical, and optical properties of vanadium dioxide has been conducted and the results are given in the following subsections. Typical data on each of the properties are also presented, if available.

#### a. Thermal Conductivity

The literature search uncovers the following reference: T051827.

Typical data on the thermal conductivity of vanadium dioxide as taken from T051827 are shown below.



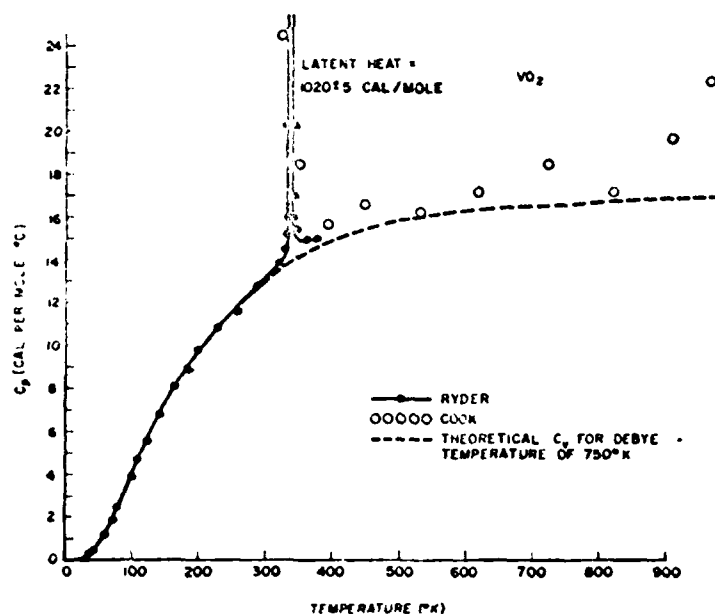
Thermal conductivity of a typical sample of VO<sub>2</sub>.

### b. Specific Heat

The literature search uncovers the following references:

T007006	T051827	T074700	T088479
T049274	T070838	T085437	

Typical data on the specific heat of vanadium dioxide as taken from T051827 are shown below.



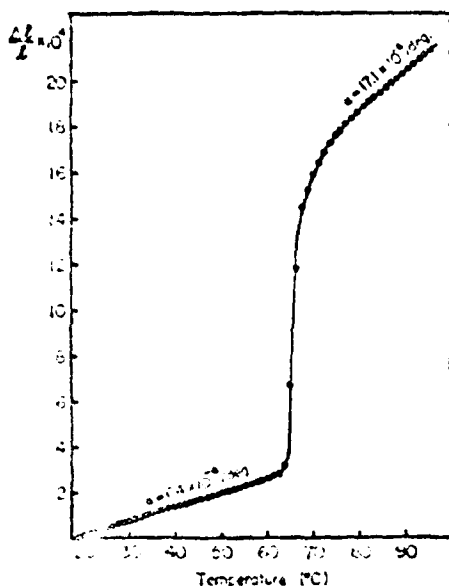
Heat capacity of VO<sub>2</sub>.

### c. Thermal Linear Expansion

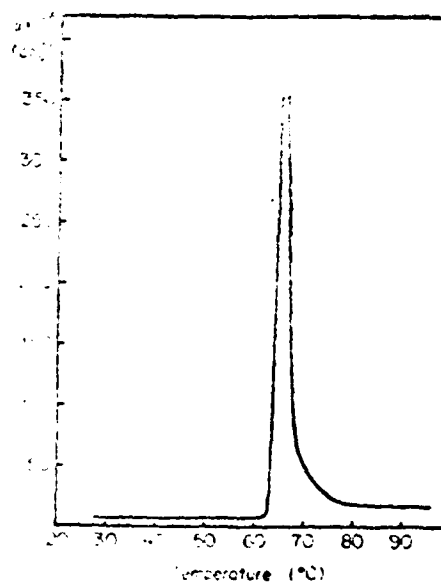
The literature search uncovers the following references:

T046134	T060200	T072937	E015066
T052868	T065581	T074517	A000078
T053775	T065924	T074700	

Typical data on the thermal linear expansion of vanadium dioxide as taken from E015066 are shown below.



Thermal dilatation vs. temperature.



Thermal expansion coefficient vs. temperature.

### d. Thermal Diffusivity

The literature search uncovers no reference on the thermal diffusivity.

### e. Thermal Emittance

The literature search uncovers no reference on the thermal emittance.

### f. Thermal Reflectance

The literature search uncovers the following references:

T039935	T051781	T061280	T065761
T049963	T054691	T065719	T065989



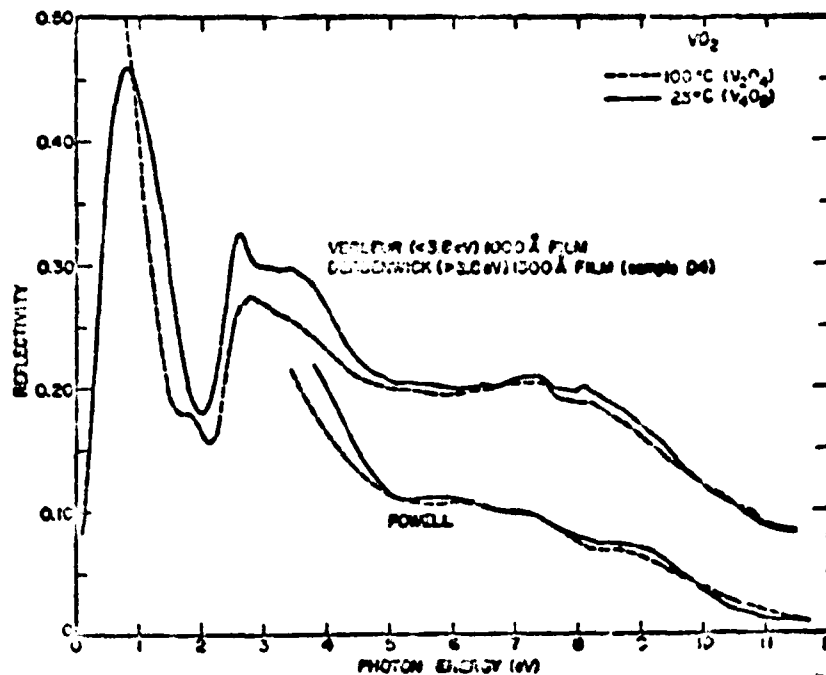
T077679  
T086795  
T087580

E032001  
E047476  
E053110

A000079  
A000080  
A000081

A000082

Typical data on the reflectance of vanadium dioxide as taken from T065761 are shown below.



Reflectivity of VO<sub>2</sub> above and below the transition temperature for  $0.1 \leq h\nu \leq 11.5$  eV. The data of Powell were taken on a thin film sample.

#### g. Thermal Absorptance

The literature search uncovers the following references: A000083 and A000084. However, copies of these documents are not available at this time for giving typical data.

#### h. Thermal Transmittance

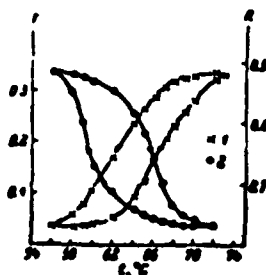
The literature search uncovers the following references:

T049963  
T054069  
T082265

T082399  
T086795  
T087395

T087580  
T087819  
E053110

Typical data on the transmittance of vanadium dioxide as taken from T087580 are shown below.



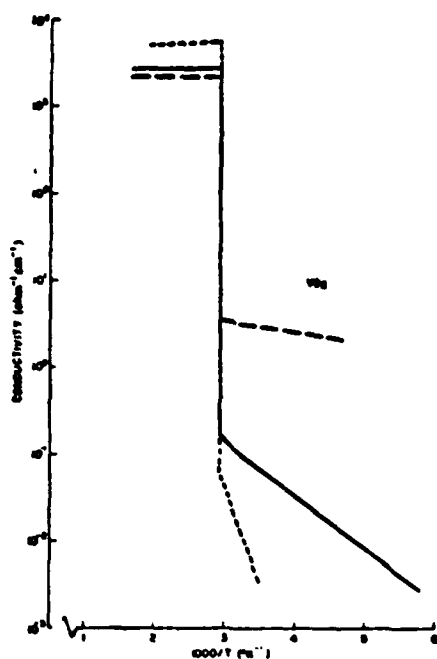
Temperature dependences of the reflection (1) and transmission (2) coefficients of  $\text{VO}_2$  films at  $\lambda = 2.2$  mm.

### 1. Electrical Resistivity

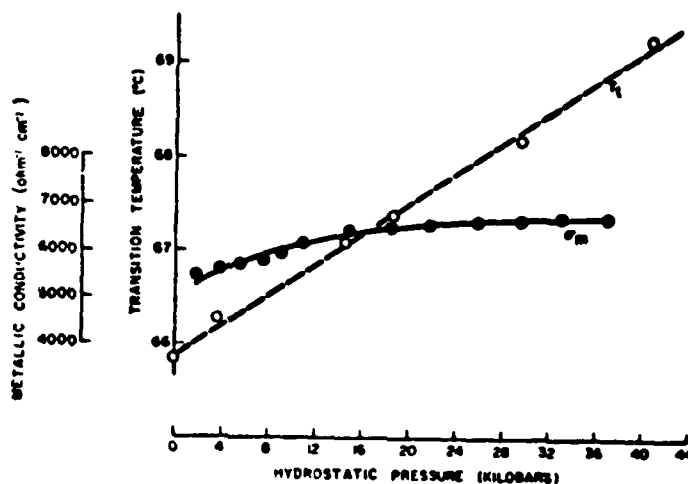
The literature search uncovers the following references:

T049963	E028053	E042028	E053261	E078332	E103176	A000095	A000115
T051827	E028056	E042400	E053271	E079687	E103573	A000096	A000116
T065831	E028295	E042472	E054556	E082690	E103872	A000097	A000117
T065989	E028522	E043005	E055974	E084145	E104764	A000098	A000118
T072883	E028824	E044791	E056765	E085575	E104938	A000099	A000119
T082265	E029315	E045085	E056946	E087776	E105110	A000100	A000120
T085437	E029436	E045093	E057718	E088213	A000031	A000101	A000121
T087580	E032357	E045947	E058639	E088981	A000032	A000102	A000122
T087819	E032361	E046365	E060610	E090433	A000081	A000103	A000123
T088479	E033339	E046405	E060740	E091130	A000082	A000104	A000124
E003081	E034169	E047247	E064843	E092143	A000085	A000105	A000125
E003739	E034673	E047249	E066369	E093158	A000086	A000106	A000126
E012182	E034752	E047476	E068739	E093516	A000087	A000107	A000127
E015066	E037145	E047834	E069102	E093696	A000088	A000108	A000128
E017395	E038392	E048788	E073819	E096635	A000089	A000109	A000129
E019012	E039259	E048961	E073965	E096855	A000090	A000110	A000130
E023136	E039349	E049283	E074009	E100055	A000091	A000111	A000131
E024796	E039364	E049398	E077111	E100056	A000092	A000112	A000132
E027129	E039973	E053110	E077608	E100757	A000093	A000113	A000133
E027846	E041464	E053113	E078207	E101229	A000094	A000114	

Typical data on the electrical resistivity of vanadium dioxide as taken from T051827 are shown below.



Temperature dependence of the conductivity of three typical samples of  $\text{VO}_2$ .



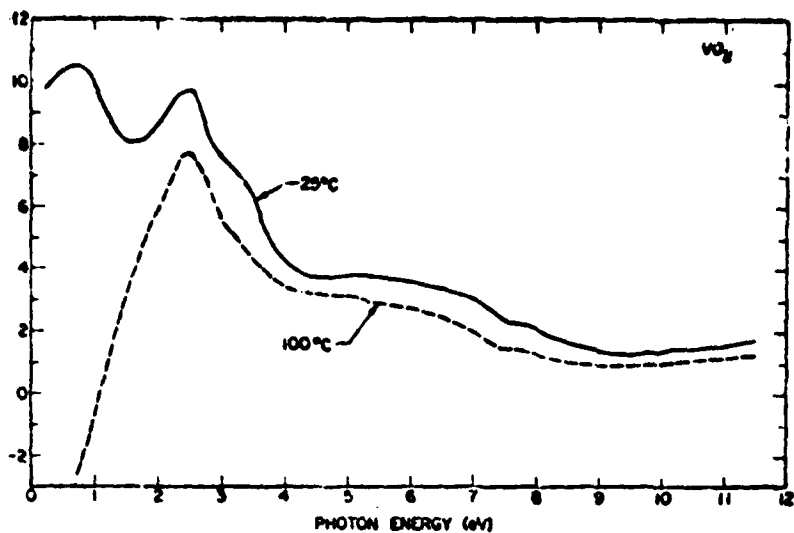
Hydrostatic pressure dependence of the transition temperature and metallic conductivity in  $\text{VO}_2$ .

#### j. Dielectric Constant

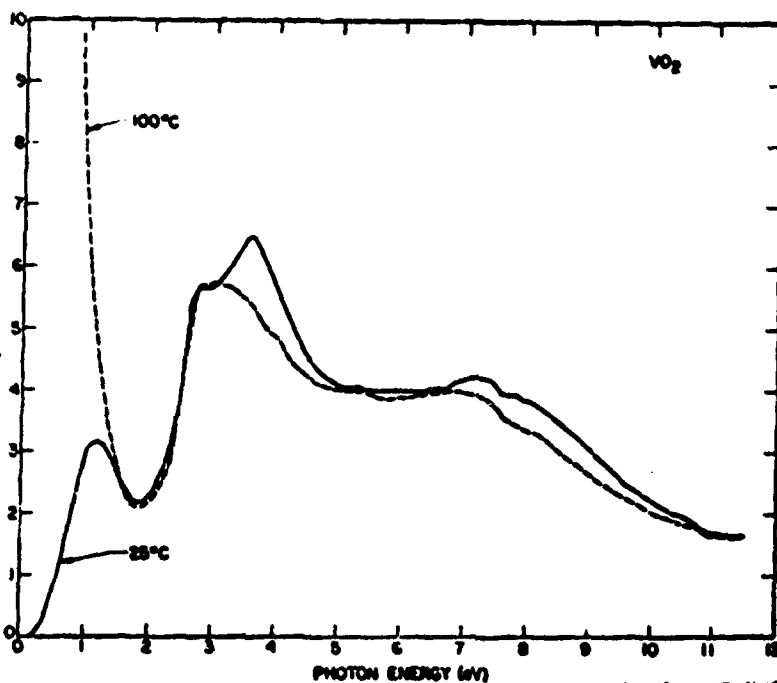
The literature search uncovers the following references:

T049963	T087580	E053110	E096832
T065989	T089279	E087881	

Typical data on the dielectric constant of vanadium dioxide as taken from T065761 are shown below.



Real part of the  $\text{VO}_2$  complex relative dielectric constant  
(Determined from the reflectance spectrum).



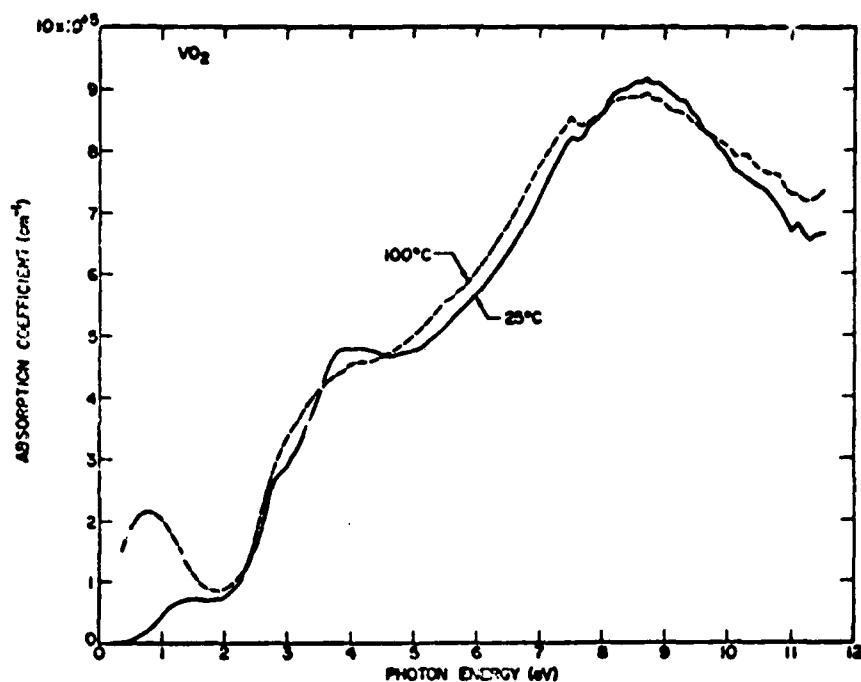
Imaginary part of the  $\text{VO}_2$  complex relative dielectric constant  
(Determined from the reflectance spectrum).

### k. Absorption Coefficient

The literature search uncovers the following references:

T049482	T065989	T087819	E053110
T049963	T077679	T089687	A000127
T065761	T087580	E045947	

Typical data on the absorption coefficient of vanadium dioxide as taken from T065761 are shown below.



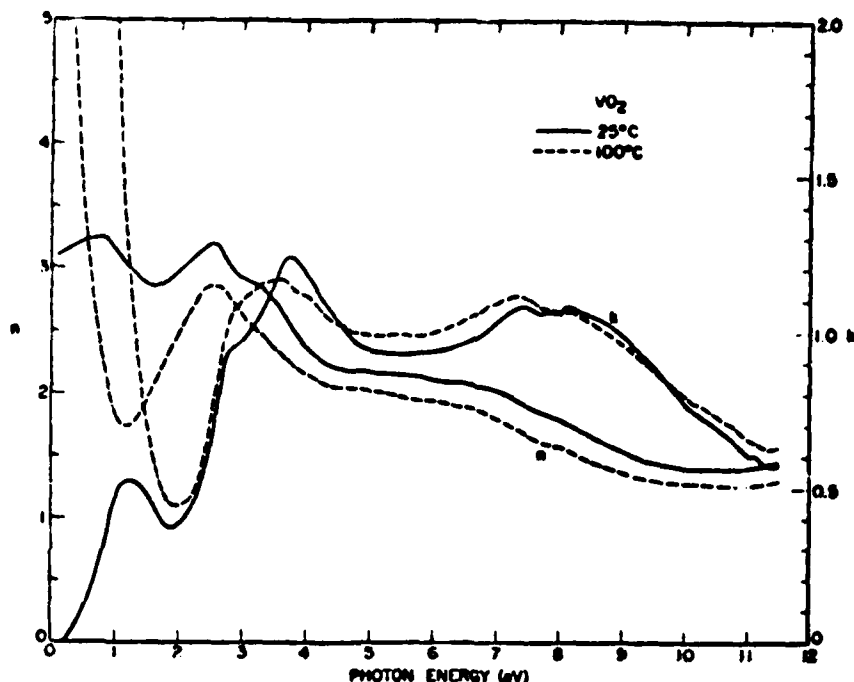
Optical absorption coefficient of VO<sub>2</sub> (Determined from the reflectance spectrum).

### 1. Refractive Index

The literature search uncovers the following references:

T049482	T065989	T087580	E053110
T065761	T077679	E045947	A000127

Typical data on the refractive index of vanadium dioxide as taken from T065761 are shown below.



Real and imaginary parts of the  $\text{VO}_2$  complex refractive index  
(Determined from the reflectance spectrum).

## 2.2. Vanadium Sesquioxide

Vanadium sesquioxide ( $\text{V}_2\text{O}_3$ ) is a gray-black paramagnetic metallic crystal with a rhombohedral (hexagonal) crystal structure at temperatures above approximately 160 K, below which it is an antiferromagnetic semiconductor with a monoclinic crystal structure. The transition temperature has been reported to be 150 to 173 K and may be lowered by raising the pressure. The transition is associated with a sudden change of about  $10^6$  times in the electrical resistivity within a single degree change of temperature. Vanadium sesquioxide melts at 2243 K and decomposes at about 3300 K. Its density is  $4.87 \text{ g cm}^{-3}$  at room temperature. It possesses only a narrow range of homogeneity and is oxidized in air to become dioxide.

As for vanadium dioxide, the semiconductor-to-metal transition of vanadium sesquioxide, which is accompanied also by a crystallographic transition and a magnetic transition, has been explained similarly by the Mott's theory. The fact that vanadium sesquioxide is the only one of a series of vanadium oxides that has antiferromagnetic ordering below the transition temperature is attributed to particular features of the crystal structure of this compound.

Anomalies in thermal, electrical, and other properties in the temperature range 350 to 550 K have also been observed. At this high-temperature transition, vanadium sesquioxide transforms from a metal to a poorer-conductivity metal.

A systematic and exhaustive search of the world literature for the pertinent references on the thermophysical, electrical, and optical properties of vanadium sesquioxide has been conducted and the results are given in the following subsections. Typical data on each of the properties are also presented, if available.

#### a. Thermal Conductivity

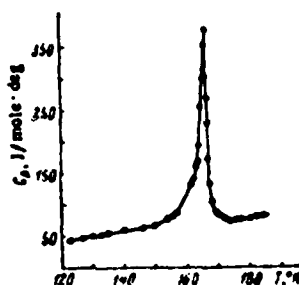
The literature search uncovers no reference on the thermal conductivity.

#### b. Specific Heat

The literature search uncovers the following references:

T059918	T070144	T085437	T088468
T060491	T070653	T087463	T088479
T069203	T077803	T087626	E086761

Typical data on the specific heat of vanadium sesquioxide as taken from T069203 are shown below.



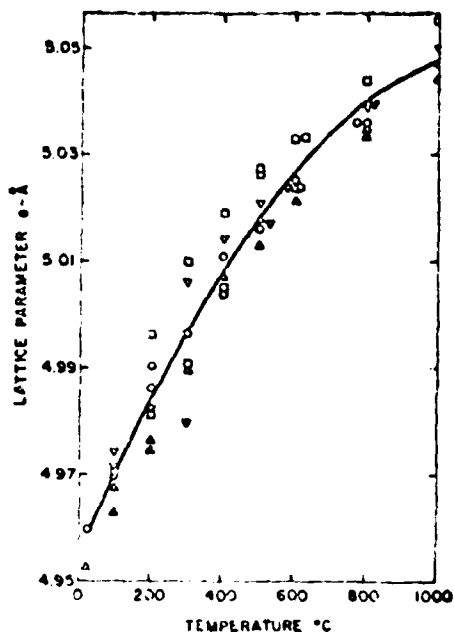
Anomaly in the heat capacity of  $V_2O_3$  in the region of the semiconductor-metal phase transition ( $T_C = 165.66$  K).

#### c. Thermal Linear Expansion

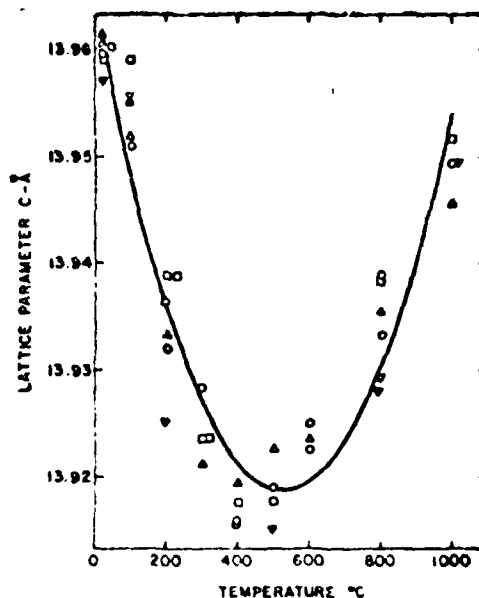
The literature search uncovers the following references:

T055571	T060489	T071059
T059918	T069622	

Typical data on the thermal linear expansion of vanadium sesquioxide as taken from T071059 are shown below.



a axis lattice parameter of corundum structure  $V_2O_3$ .



c axis lattice parameter of corundum structure  $V_2O_3$ .

Lattice parameters and expansion coefficients of  $V_2O_3$ .

25-100 °C	25-400 °C	400-1000 °C
$a = 4.951 + 1.619 \times 10^{-4}T - 6.905 \times 10^{-7}T^2 \text{ Å}$	$c = 13.965 - 1.77 \times 10^{-4}T + 1.257 \times 10^{-7}T^2 \text{ Å}$	$c = 13.905 + 1.575 \times 10^{-4}T + 2.69 \times 10^{-7}T^2 \text{ Å}$
$\alpha_a = 3.26 \times 10^{-5} - 2.871 \times 10^{-8}T + 7.747 \times 10^{-11}T^2 \text{ °C}^{-1}$	$\alpha_c = -1.273 \times 10^{-5} + 1.782 \times 10^{-8}T + 2.405 \times 10^{-11}T^2 \text{ °C}^{-1}$	$\alpha_c = 1.131 \times 10^{-5} + 3.88 \times 10^{-8}T - 2.22 \times 10^{-11}T^2 \text{ °C}^{-1}$
$c = 13.963 - 1.68 \times 10^{-4}T + 1.577 \times 10^{-7}T^2 \text{ Å}$		
$\alpha_c = -1.106 \times 10^{-5} + 2.258 \times 10^{-8}T + 1.049 \times 10^{-11}T^2 \text{ °C}^{-1}$		

#### d. Thermal Diffusivity

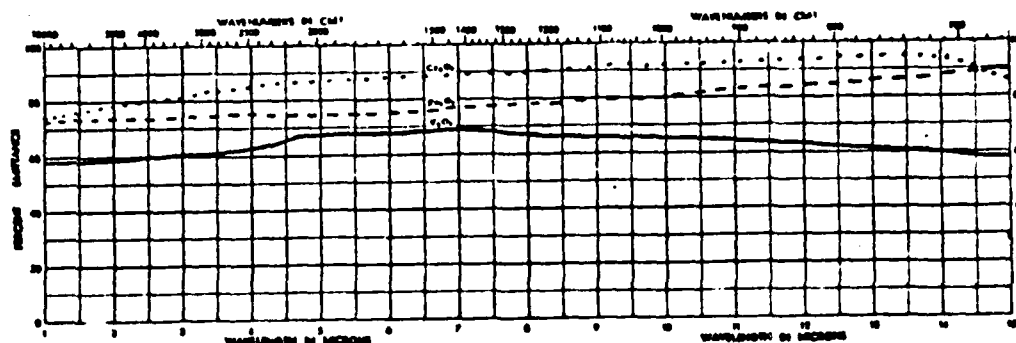
The literature search uncovers no reference on the thermal diffusivity.

#### e. Thermal Emittance

The literature search uncovers the following references: T022522 and T035907.



Typical data on the emittance of vanadium sesquioxide as taken from T035907 are shown below.



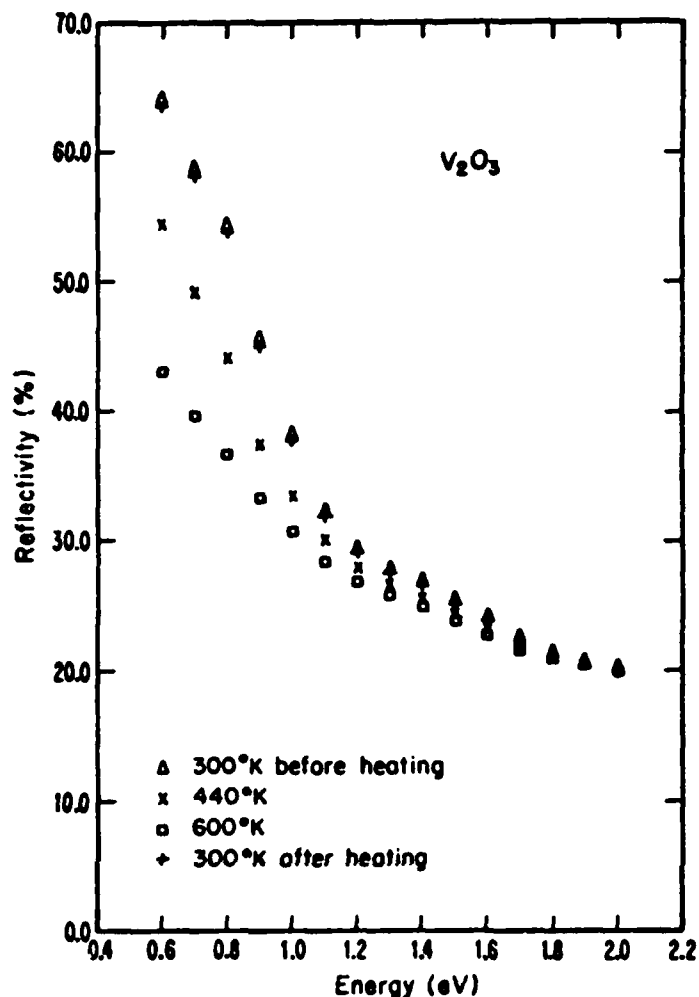
Emittance of  $V_2O_3$ ,  $Fe_3O_4$ , and  $Cr_2O_3$ .

#### f. Thermal Reflectance

The literature search uncovers the following references:

T062741	T067613	T080104	T089293
T065719	T067934	T087566	E053110

Typical data on the reflectance of vanadium sesquioxide as taken from E053110 are shown below.



The reflectivity of a  $V_2O_3$  crystal at different temperatures as a function of photon energy.

#### g. Thermal Absorptance

The literature search uncovers the following reference: A000134. However, a copy of this document is not available at this time for giving typical data. In addition, this document is an abstract of a study and may not contain any data.

#### h. Thermal Transmittance

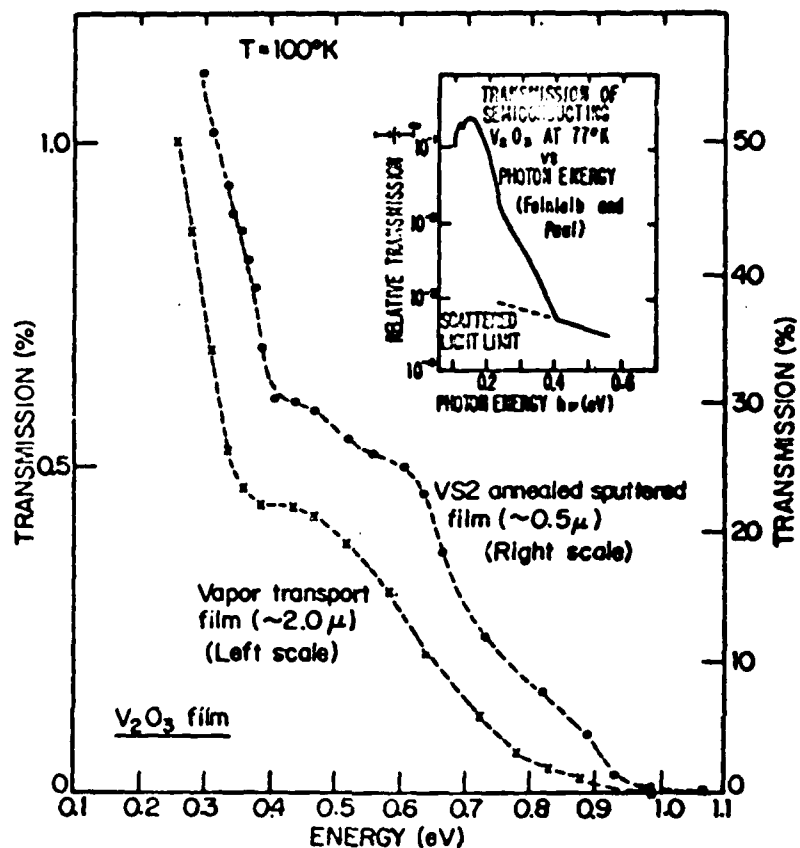
The literature search uncovers the following references:

T067613

T068160

E053110

Typical data on the transmittance of vanadium sesquioxide as taken from E053110 are shown below.



Low temperature transmission of a  $V_2O_3$  film grown by vapor transport and of an annealed  $V_2O_3$  sputtered film, compared with that of a single crystal measured by Feinleib and Paul.


#### 1. Electrical Resistivity

The literature search uncovers the following references:

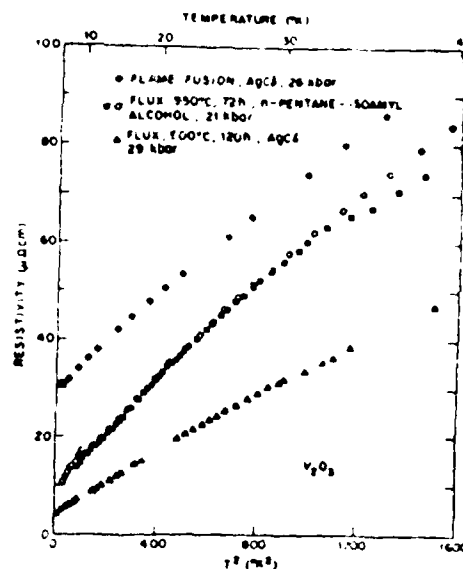
T069622	E004585	E012765	E023212	E035092	E043005	E051150
T077803	E004897	E012944	E024796	E037145	E045181	E053110
T085437	E006012	E013047	E027652	E038630	E046005	E053261
T088479	E009741	E014700	E028607	E039648	E047489	E053775
E003081	E010442	E015182	E029315	E039973	E048961	E053934
E003739	E012182	E019012	E032357	E042472	E049094	E056286

E057860	E086761	E104938	A000130	A000137	A000143	A000149
E063980	E088400	A000075	A000131	A000138	A000144	A000150
E064843	E091134	A000076	A000132	A000139	A000145	A000151
E066921	E093757	A000077	A000133	A000140	A000146	A000152
E082690	E095576	A000128	A000135	A000141	A000147	A000153
E084144	E096635	A000129	A000136	A000142	A000148	A000154

Typical data on the electrical resistivity of vanadium sesquioxide as taken from T069622 are shown below.



Electrical resistivity perpendicular to the c axis (closed symbols) vs. pressure at 4.2 K for doped  $\text{V}_2\text{O}_3$ . All curves are for decreasing pressure.



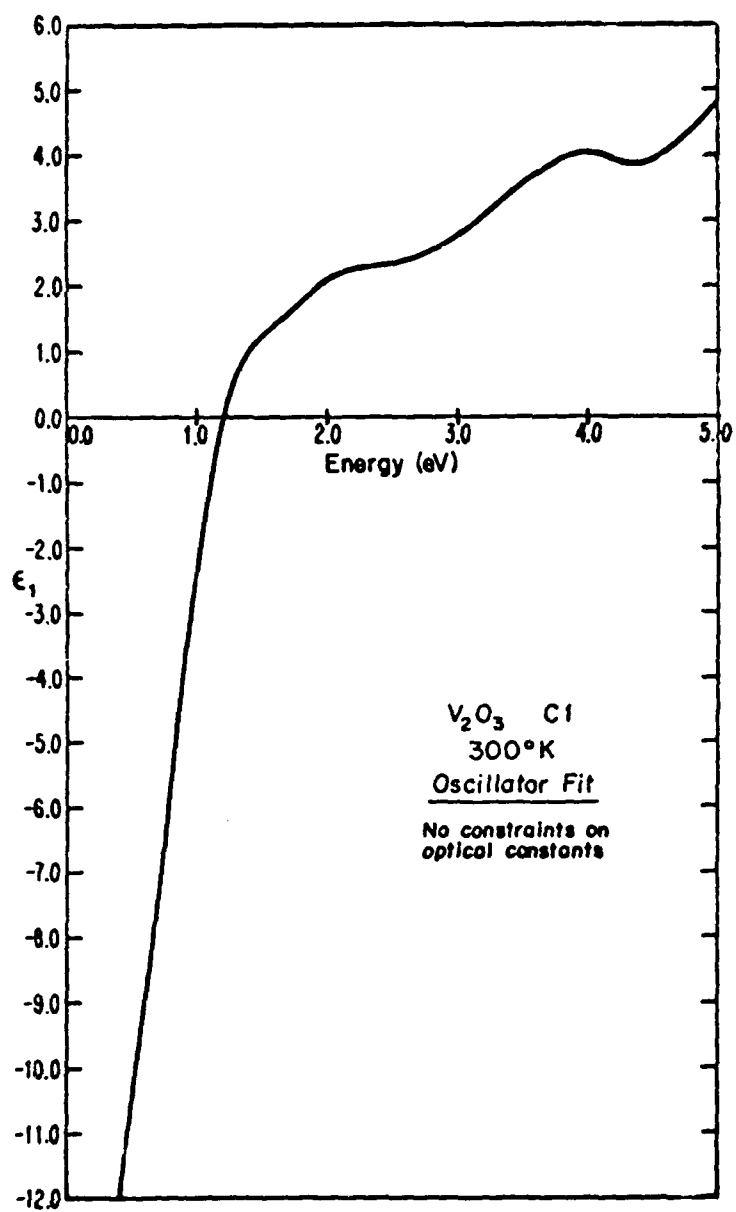
Electrical resistivity vs.  $T^2$  for different samples of  $\text{V}_2\text{O}_3$ . The reproducibility of the experiment is shown for two separate experiments in the center (open circles and closed squares).

#### j. Dielectric Constant

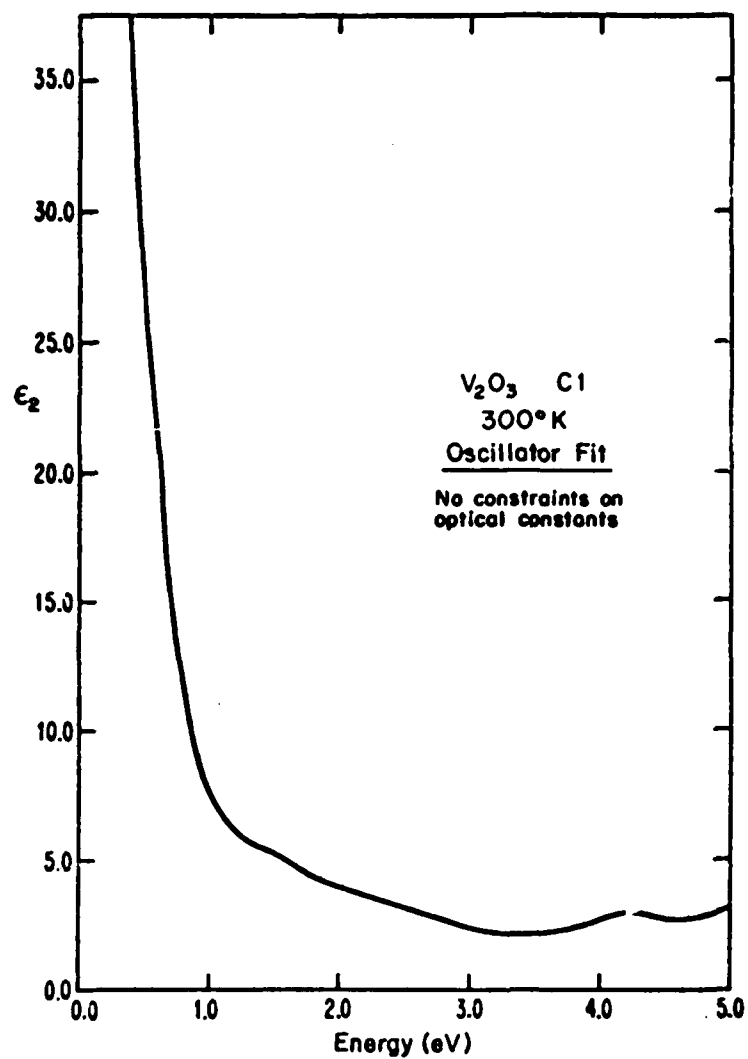
The literature search uncovers the following references:

T062741	E004585
T067613	E053110

Typical data on the dielectric constant of vanadium sesquioxide as taken from E053110 are shown below.



$\epsilon_1$  curve of  $V_2O_3$ .



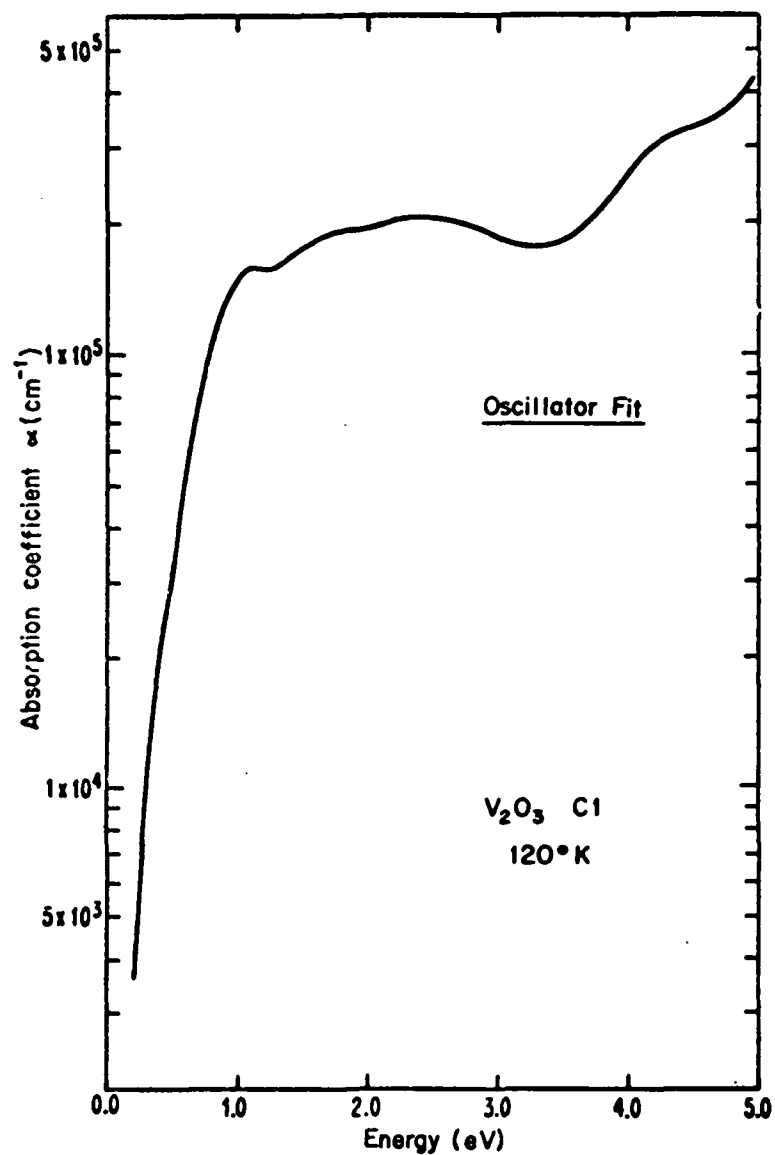
$\epsilon_1$  curve of  $V_2O_3$ .

#### k. Absorption Coefficient

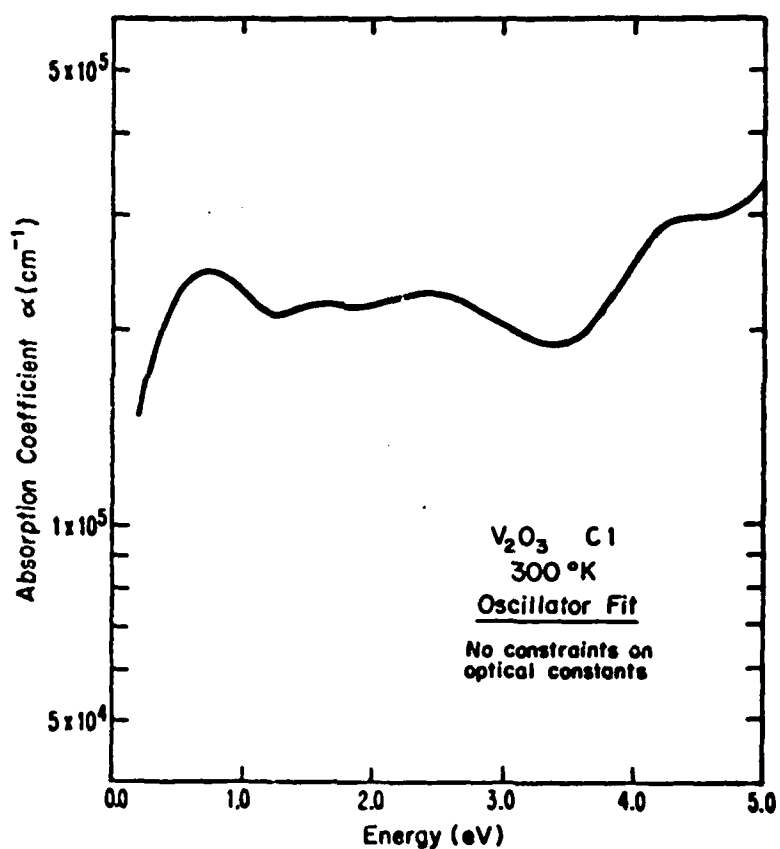
The literature search uncovers the following references:

T062741	T089687
T089293	E053110

Typical data on the absorption coefficient of vanadium sesquioxide as taken from E053110 are shown below.



$\alpha$  curve of  $\text{V}_2\text{O}_3$ .



$\alpha$  curve of  $V_2O_3$ , obtained from another fit.

#### 1. Refractive Index

The literature search uncovers the following references: T062741 and E053110.

Typical data on the refractive index of vanadium sesquioxide as taken from E053110 are shown below.



Optical constants  $n$  and  $k$  of a  $V_2O_3$  crystal (C1) at room temperature, obtained by different methods.

Method	At 1.96 eV		At 2.54 eV	
	$n$	$k$	$n$	$k$
Angular Dependence	1.77	1.10	1.82	0.90
Oscillator Fit using Eq. (3-21b)	1.79	1.10	1.79	0.89
Oscillator Fit using Eq. (3-21a)	1.81	1.10	1.81	0.86
Kramers-Kronig $p = 1.0$	1.83	1.08	1.81	0.86
Kramers-Kronig $p = 1.1$	1.81	1.09	1.79	0.87
Kramers-Kronig $p = 1.2$	1.78	1.09	1.76	0.88
Kramers-Kronig $p = 1.3$	1.76	1.10	1.73	0.8

### 2.3. Vanadium Sesquioxide Doped with Chromium

Like pure vanadium sesquioxide, chromium-doped vanadium sesquioxide  $[(Cr_xV_{1-x})_2O_3]$  exhibits also the low-temperature transition which involves a sudden change in crystal structure (monoclinic to rhombohedral), in electrical properties (semiconducting to metallic), and in magnetic ordering (antiferromagnetic to paramagnetic). Thermal studies [T088468] showed that, with increasing dopant concentration, the transition temperature at first increases from 173 K ( $x=0$ ) to 187 K ( $x=0.033$ ) and then decreases steadily to 151 K ( $x=0.12$ ).

When the dopant concentration is in the range  $0.005 \leq x \leq 0.018$ , the chromium-doped vanadium sesquioxide exhibits another transition in the temperature range 250 to 400 K, depending upon the dopant concentration. This transition at higher temperatures is associated with the  $\alpha$ - $\beta$  phase transformation of the crystal structure. For example [T087463], the  $\alpha$ -corundum form (rhombohedral) of the crystal structure of  $(Cr_{0.01}V_{0.99})_2O_3$ , which is transformed from the  $\gamma$ -phase (monoclinic) at the low-temperature transition around 175 K, exists as a sole phase only in the temperature range from 175 to 275 K and will transform into the  $\beta$ -corundum form completely at about 375 K. Between approximately 275 and 375 K the  $\alpha$ - and  $\beta$ -corundum forms coexist. The thermal

and electrical anomalies occurring at the high-temperature transition region are relatively very small and cover a range of temperature in contrast to the very large anomalies sharply at the transition temperature of the low-temperature transition.

A systematic and exhaustive search of the world literature for the pertinent references on the thermophysical, electrical, and optical properties of chromium-doped vanadium sesquioxide has been conducted and the results are given in the following subsections. Typical data on each of the properties are also presented, if available.

#### a. Thermal Conductivity

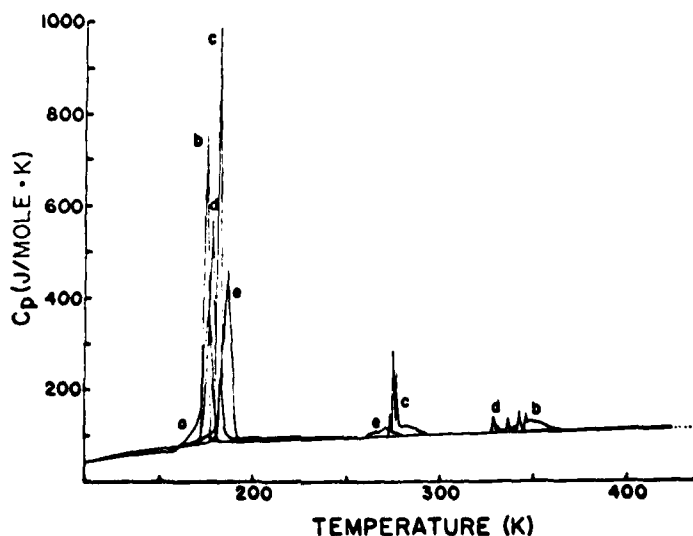
The literature search uncovers no reference on the thermal conductivity.

#### b. Specific Heat

The literature search uncovers the following references:

T073993	T083049	T088468
T081116	T087463	T088798

Typical data on the specific heat of Cr-doped vanadium sesquioxide as taken from T087463 are shown below.



Temperature variation of heat capacity ( $C_p$ ) of pure and doped  $V_2O_5$  with increasing temperature (T): (a)  $V_2O_5$ ; (b)  $(Al_{0.01}V_{0.99})_2O_5$  #2; (c)  $(Al_{0.01}V_{0.99})_2O_5$ ; (d)  $(Cr_{0.01}V_{0.99})_2O_5$ ; (e)  $(Cr_{0.01}V_{0.99})_2O_5$ .

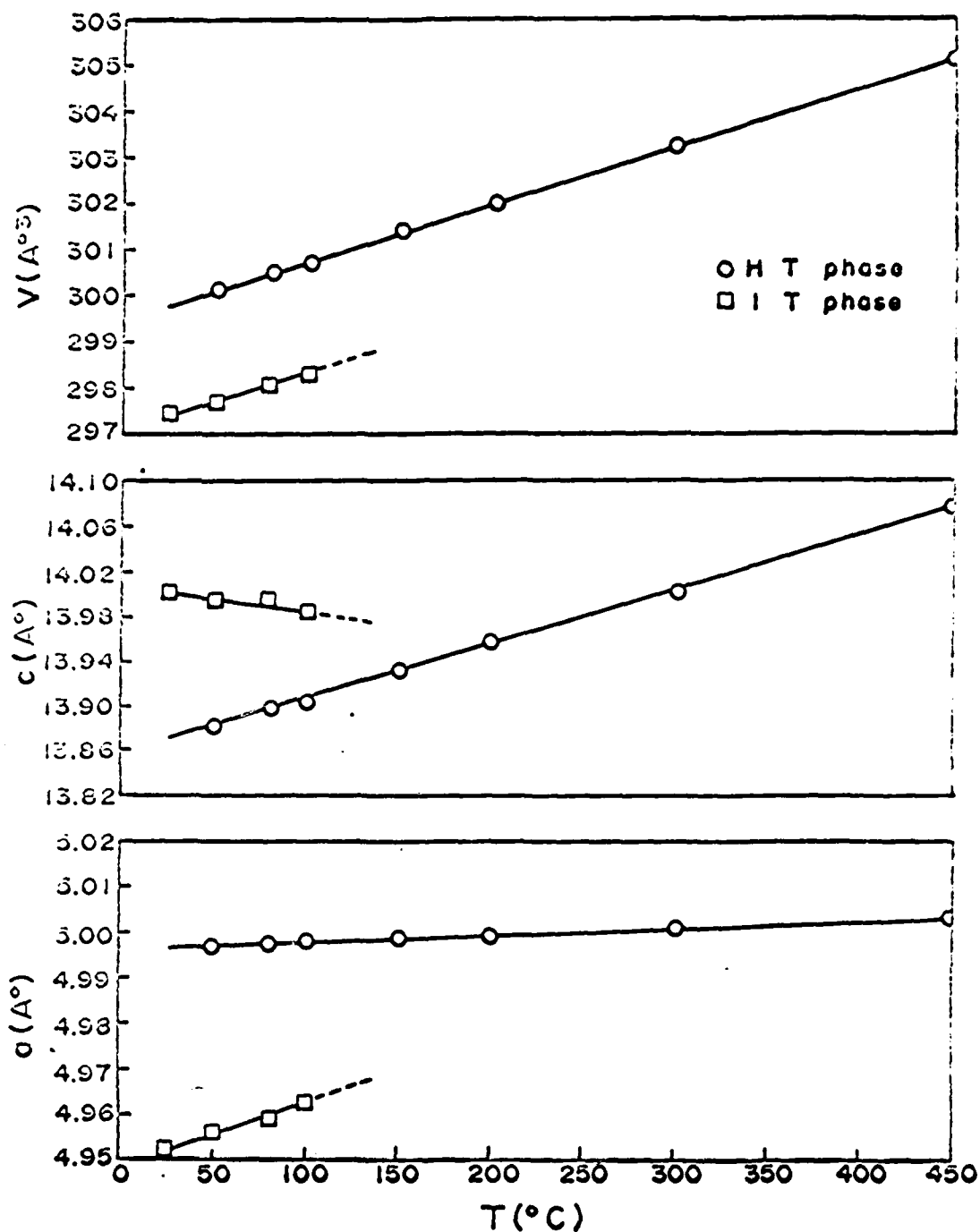
## c. Thermal Linear Expansion

The literature search uncovers the following references: T069622 and T079928.

Typical data on the thermal linear expansion of Cr-doped vanadium sesquioxide as taken from T079928 are shown below.

Lattice parameters for Cr-doped  $V_2O_3$ .

Parameters (at 40°C)	One percent Cr doped $V_2O_3$				$3\%Cr-V_2O_3$
	I.T. Form		H.T. Form		Unannealed
	Annealed	Unannealed	Annealed	Unannealed	
$a(\text{\AA})(\pm 0.003)$	4.954	4.952	4.997	4.995	4.998
$c(\text{\AA})(\pm 0.01)$	14.00	14.00	13.88	13.92	13.92
$V(\text{\AA}^3)(\pm 0.5)$	297.6	297.3	300.1	300.8	301.1
$c/a(\pm 0.004)$	2.826	2.827	2.778	2.787	2.785
$\frac{1}{a} \frac{da}{dT} (\frac{1}{^\circ K})(\pm 0.3 \times 10^{-5})$	$2.7 \times 10^{-5}$	---	$0.3 \times 10^{-5}$	$0.8 \times 10^{-5}$	$1.0 \times 10^{-5}$
$\frac{1}{c} \frac{dc}{dT} (\frac{1}{^\circ K})(\pm 0.3 \times 10^{-5})$	$-1.6 \times 10^{-5}$	---	$3.5 \times 10^{-5}$	$0.4 \times 10^{-5}$	$0.4 \times 10^{-5}$
$\frac{1}{V} \frac{dV}{dT} (\frac{1}{^\circ K})(\pm 1 \times 10^{-5})$	$3.8 \times 10^{-5}$	---	$4.1 \times 10^{-5}$	$2.0 \times 10^{-5}$	$2.4 \times 10^{-5}$



Lattice parameters for annealed  $(\text{Cr}_{0.01}\text{V}_{0.99})_2\text{O}_3$

#### d. Thermal Diffusivity

The literature search uncovers no reference on the thermal diffusivity.

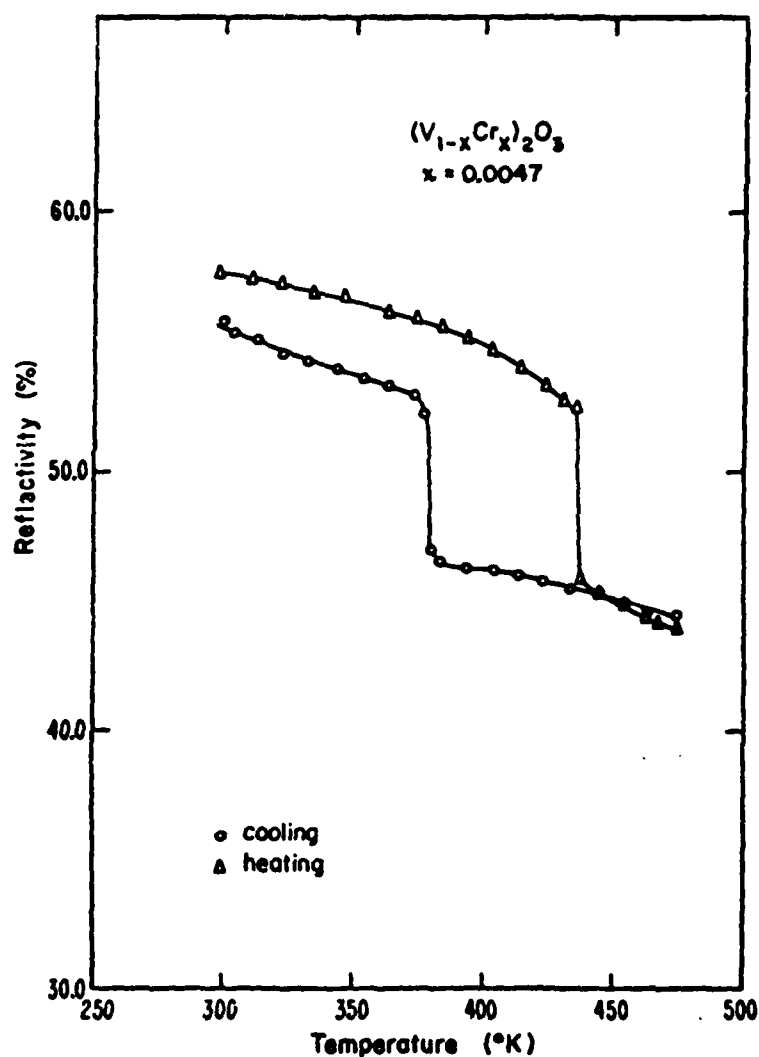
### e. Thermal Emittance

The literature search uncovers no reference on the thermal emittance.

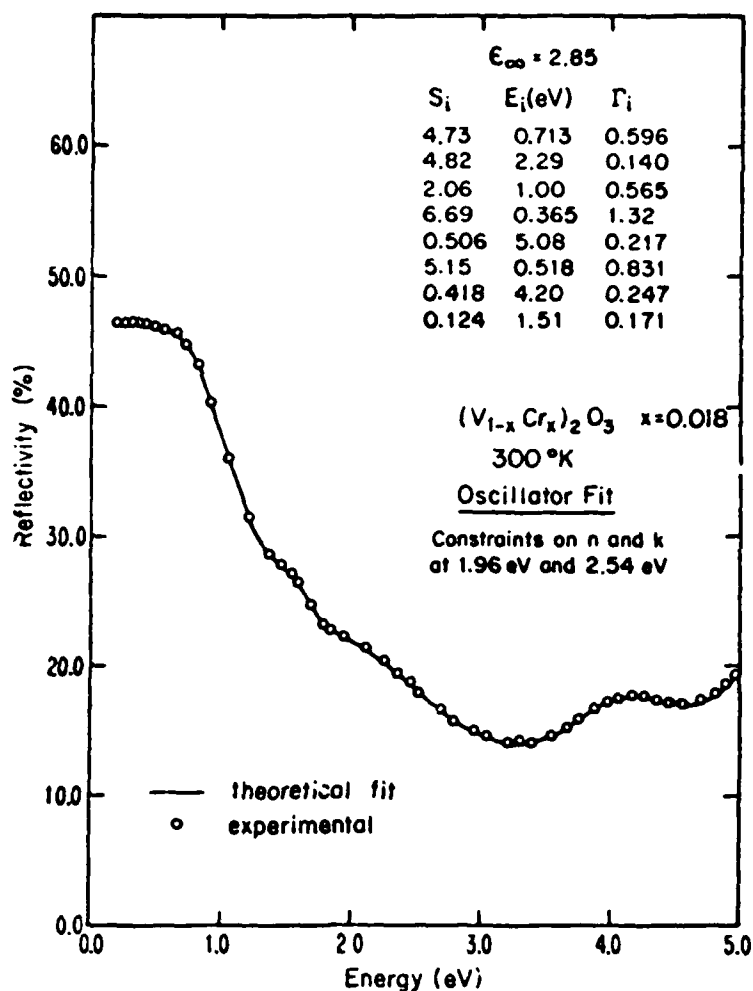
### f. Thermal Reflectance

The literature search uncovers the following reference: E053110.

Typical data on the reflectance of Cr-doped vanadium sesquioxide as taken from E053110 are shown below.



The reflectivity of a  $(V_{1-x}Cr_x)_2O_3$  crystal (where  $x=0.0047$ ) at 0.65 eV as a function of temperature.



A theoretical fit to the experimental reflectivity data of a  $(V_{0.982}Cr_{0.018})_2O_3$  crystal, where the values of n and k at 1.96 eV and 2.54 eV are constrained to approach those obtained from the angular dependence measurements.

#### g. Thermal Absorptance

The literature search uncovers no reference on the thermal absorptance.

#### h. Thermal Transmittance

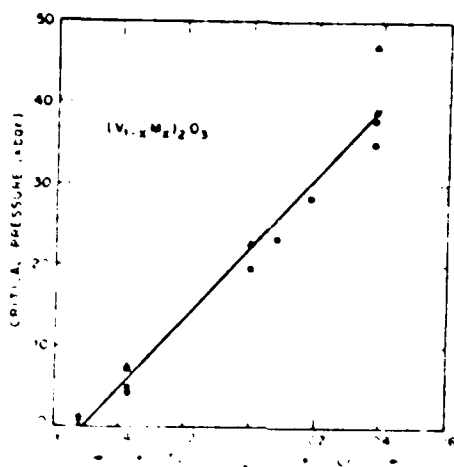
The literature search uncovers no reference on the thermal transmittance.

#### i. Electrical Resistivity

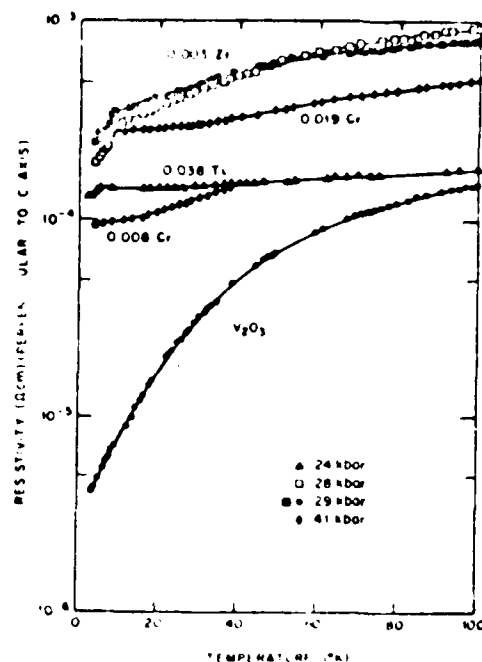
The literature search uncovers the following references:

T069622	E012765	E045575	E073401	E107392	A000153
T073993	E015182	E047288	E088400	A000151	A000154
T079099	E045181	E047489	E104938	A000152	

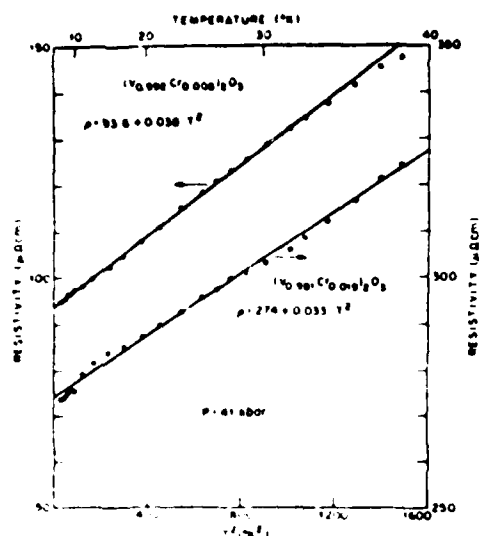
Typical data on the electrical resistivity of Cr-doped vanadium sesquioxide as taken from T069622 are shown below.



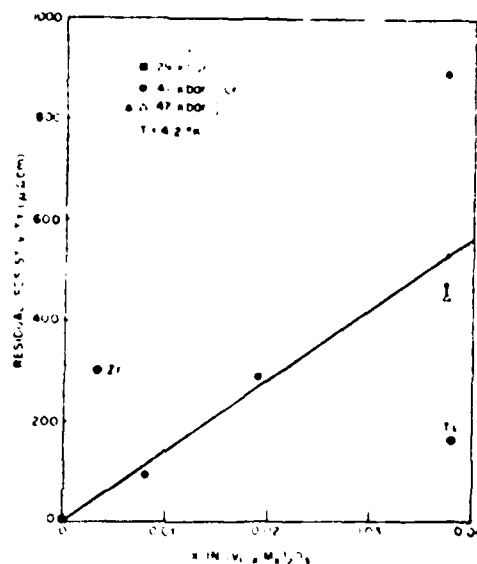
Critical pressure at 4.2 K for the M-AF transition plotted vs. the concentration of Ti or Cr in  $V_2O_3$ . Triangles and circles are for increasing and decreasing pressure, respectively.



Electrical resistivity perpendicular to the c axis vs. temperature for samples of doped  $V_2O_3$  obtained in the metallic phase above the critical pressure for suppression of the AF phase. Note the large increase in the residual resistivity with doping. The reproducibility of the experiment is shown by the two curves for Zr samples from different experiments (open and closed squares).



Electrical resistivity vs.  $T^2$  for two Cr-doped samples. Curves show that  $T^2$  term is unchanged but the residual resistivity increases rapidly on doping  $x=0.008$  Cr, left scale and  $x=0.019$  Cr, right scale. Both samples were run together at 41 kbar.



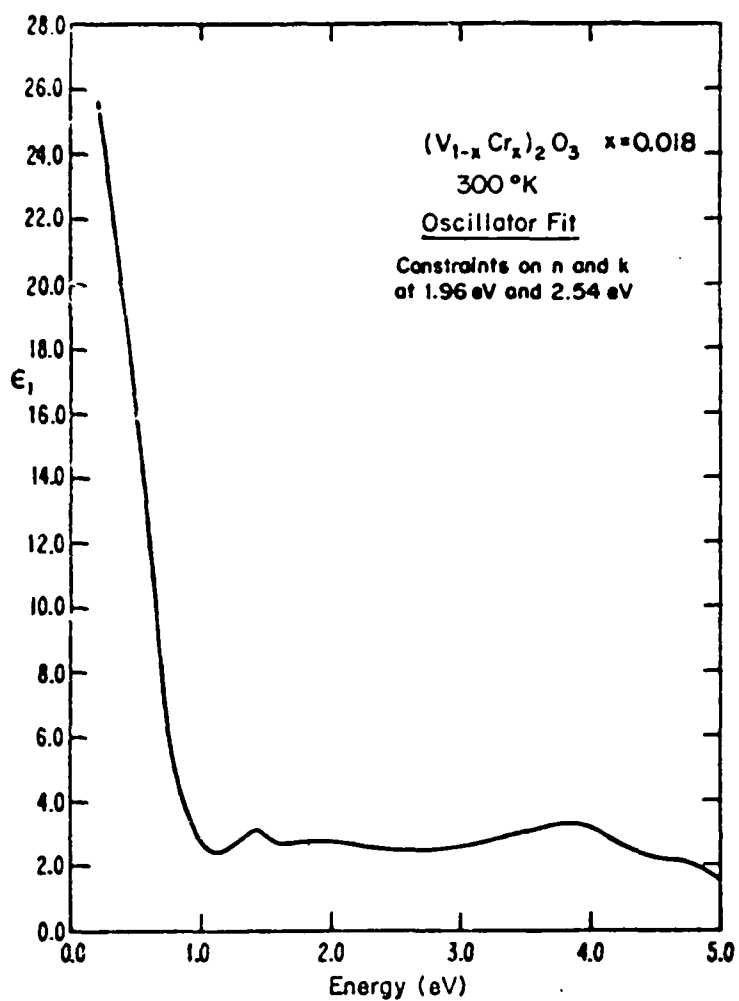
Residual resistivity vs. Cr concentration. The slope is 140  $\text{cm/at.}\%$  Cr. The point at  $x=0.038$  is discussed in the text. For comparison, points for Zr and Ti are included from Fig. 12.

#### j. Dielectric Constant

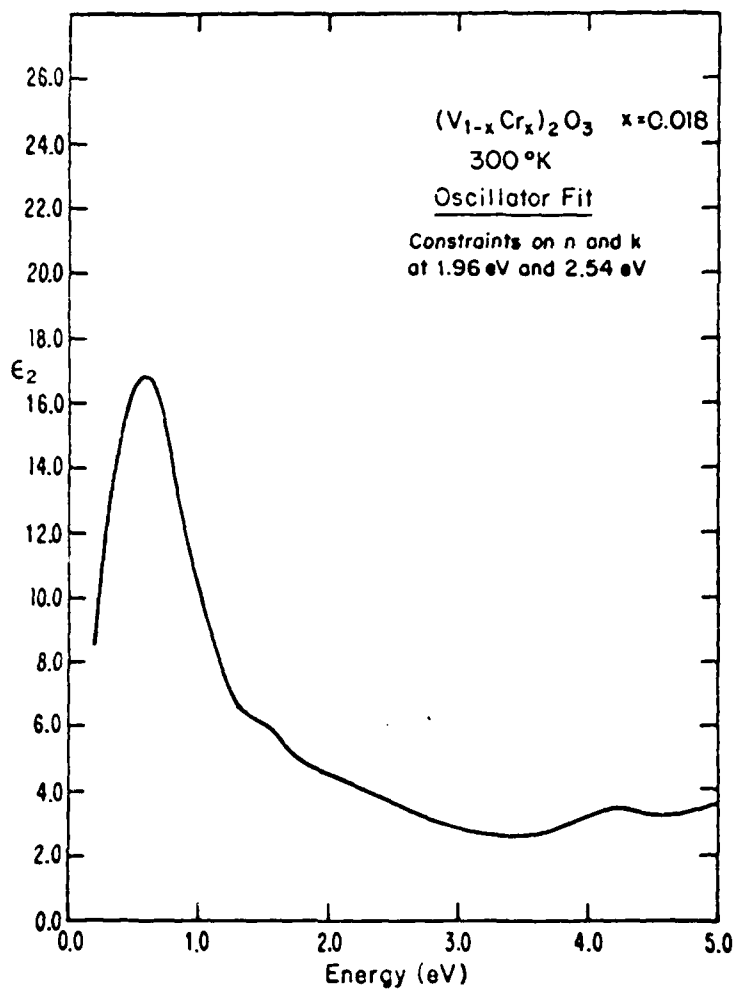
The literature search uncovers the following reference: E053110.

Typical data on the dielectric constant of Cr-doped vanadium sesquioxide as taken from E053110 are shown below.





$\epsilon_1$  curve of the  $(V_{0.982}Cr_{0.018})_2O_3$  crystal.

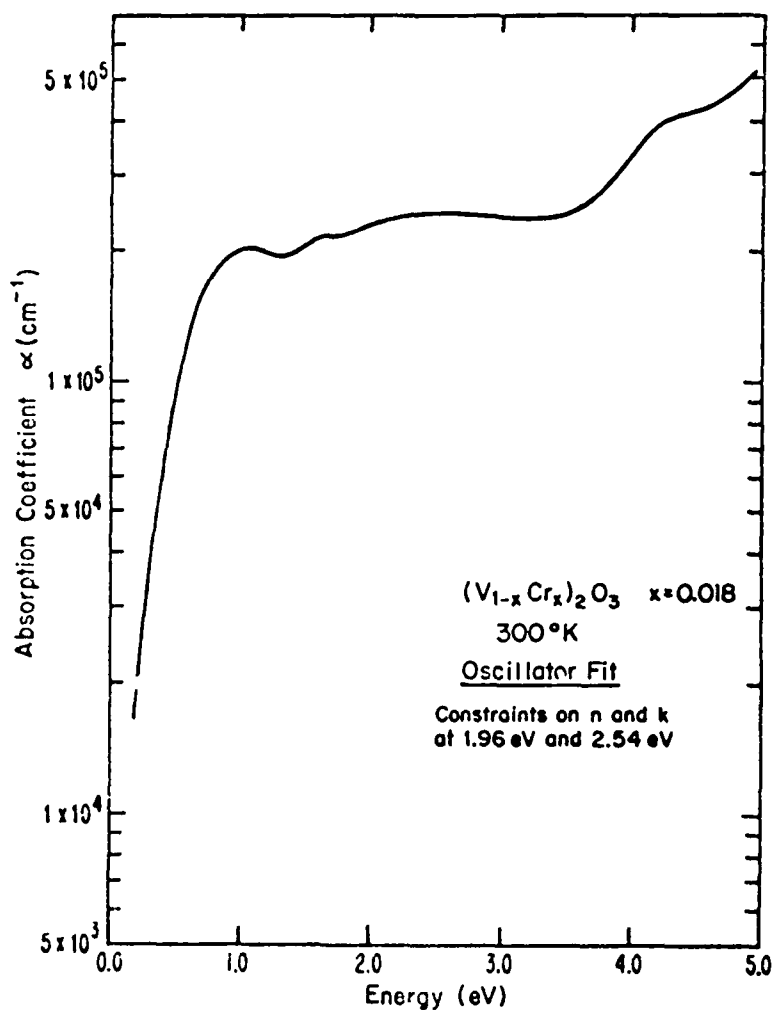


$\epsilon_2$  curve of the  $(V_{0.982}Cr_{0.018})_2O_3$  crystal.

#### k. Absorption Coefficient

The literature search uncovers the following reference: E053110.

Typical data on the absorption coefficient of Cr-doped vanadium sesquioxide as taken from E053110 are shown below.



$\alpha$  curve of the  $(V_{0.982}Cr_{0.018})_2O_3$  crystal.

#### 1. Refractive Index

The literature search uncovers the following reference: E053110.

Typical data on the refractive index of Cr-doped vanadium sesquioxide as taken from E053110 are shown below.

Optical constant  $n$  and  $k$  of a  $(V_{0.982}Cr_{0.018})_2O_3$  crystal (R1) at room temperature, obtained by different methods.

Method	At 1.96 eV		At 2.54 eV	
	$n$	$k$	$n$	$k$
Angular Dependence	2.02	1.14	1.86	0.96
Oscillator Fit using Eq. (3-21b)	2.02	1.14	1.85	0.95
Oscillator Fit using Eq. (3-21a)	2.01	1.13	1.86	0.93
Kramers-Kronig $p = 1.2$	2.05	1.11	1.86	0.92
Kramers-Kronig $p = 1.3$	2.02	1.12	1.83	0.94
Kramers-Kronig $p = 1.4$	1.99	1.14	1.80	0.95
Kramers-Kronig $p = 1.5$	1.95	1.15	1.77	0.96

#### 2.4. Vanadium Sesquioxide Doped with Titanium

Titanium-doped vanadium sesquioxide  $[(Ti_xV_{1-x})_2O_3]$  exhibits also the low-temperature transition which involves a sudden change in crystal structure (monoclinic to rhombohedral), in electrical properties (semiconducting to metallic), and in magnetic ordering (antiferromagnetic to paramagnetic). The addition of titanium ions ( $Ti^{3+}$ ) to vanadium sesquioxide leads, however, to the suppression of the antiferromagnetic semiconducting phase; the metal-to-antiferromagnetic semiconductor transition temperature decreases rapidly as the titanium concentration increases. Raising pressure will also lower the transition temperature. The transition temperature drops to zero and the antiferromagnetic semiconducting phase vanishes as titanium concentration exceeds 5.1 at.%.

Unlike chromium-doped vanadium sesquioxide, there is no high-temperature transition in titanium-doped vanadium sesquioxide.

A systematic and exhaustive search of the world literature for the pertinent references on the thermophysical, electrical, and optical properties of titanium-doped vanadium sesquioxide has been conducted and the results are given in the following subsections. Typical data on each of the properties are also presented, if available.

### a. Thermal Conductivity

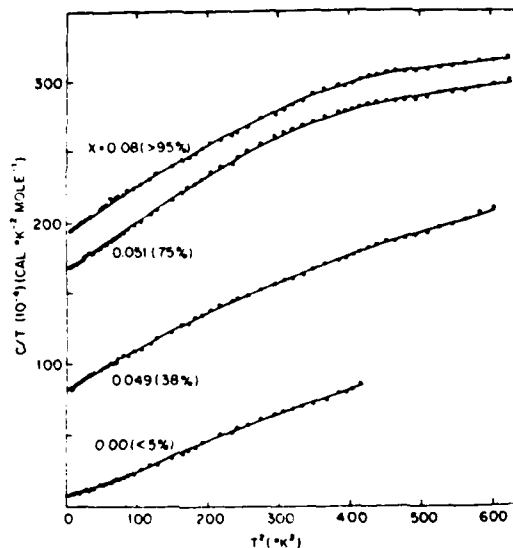
The literature search uncovers no reference on the thermal conductivity.

### b. Specific Heat

The literature search uncovers the following references:

T063535      T070694      T088798

Typical data on the specific heat of Ti-doped vanadium sesquioxide as taken from T063535 are shown below.



The heat capacity of Ti-doped  $\text{V}_2\text{O}_3$  at low temperatures plotted as  $C/T$  vs.  $T^2$  to show the extremely large linear term found in the metallic phase. The numbers in parentheses give the fraction of the sample in the metallic phase as determined by powder x-ray diffraction measurements at 5 K.

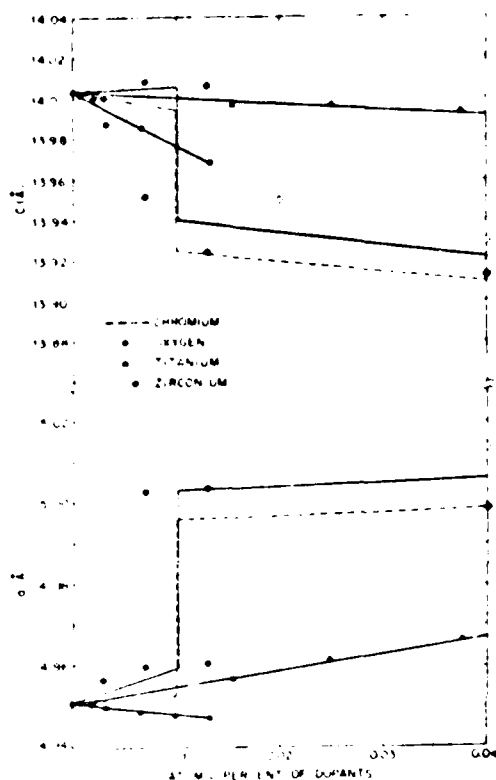
### c. Thermal Linear Expansion

The literature search uncovers the following reference: T069622.

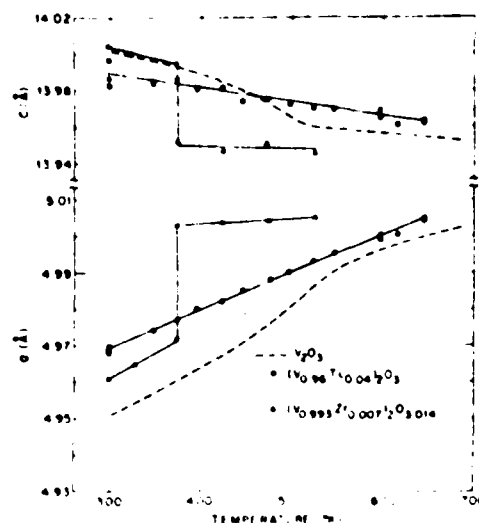
Typical data on the thermal linear expansion of Ti-doped vanadium sesquioxide as taken from T069622 are shown below.

### Coefficients of thermal expansion at 298 K.

Sample No.	$\frac{1}{a} \left( \frac{da}{dT} \right) \times 10^4 \text{ } ^\circ\text{K}^{-1}$	$\frac{1}{c} \left( \frac{dc}{dT} \right) \times 10^4 \text{ } ^\circ\text{K}^{-1}$
<b>Metallic phase</b>		
$x = 0.00$	$20.2 \pm 0.3$	$-8.6 \pm 0.3$
0.04 Ti	20.4	-5.6
4-mole% MgO	$25.5 \pm 2.0$	$-9.5 \pm 2.0$
16-mole% $\text{Fe}_2\text{O}_3$	$15.0 \pm 1.0$	$-4.4 \pm 2.0$
<b>Insulating phase</b>		
0.038 Cr	$8.8 \pm 1.0$	$3.5 \pm 1.0$
4-mole% $\text{ZrO}_2$	$8.8 \pm 1.0$	$3.5 \pm 1.0$
4-mole% $\text{ZrO}_2$	$11.3 \pm 2.0$	$\approx 0 \pm 2$



Lattice parameters of  $(\text{V}_{1-x}\text{M}_x)_2\text{O}_3$  vs.  $x$  for different dopants M at room temperature. The closed symbols are this work; open symbols, Ref. 8. The dashed curve is for  $\text{M}=\text{Cr}$  after Ref. 2.



Lattice parameters vs. temperature for samples of doped  $\text{V}_2\text{O}_3$  showing the M-I transition in a Zr-doped sample and the absence of a high-temperature anomaly in a Ti-doped sample. The dashed curves are for pure  $\text{V}_2\text{O}_3$  after Ref. 2.

#### d. Thermal Diffusivity

The literature search uncovers no reference on the thermal diffusivity.

#### e. Thermal Emittance

The literature search uncovers no reference on the thermal emittance.

f. Thermal Reflectance

The literature search uncovers no reference on the thermal reflectance.

g. Thermal Absorptance

The literature search uncovers no reference on the thermal absorptance.

h. Thermal Transmittance

The literature search uncovers no reference on the thermal transmittance.

i. Electrical Resistivity

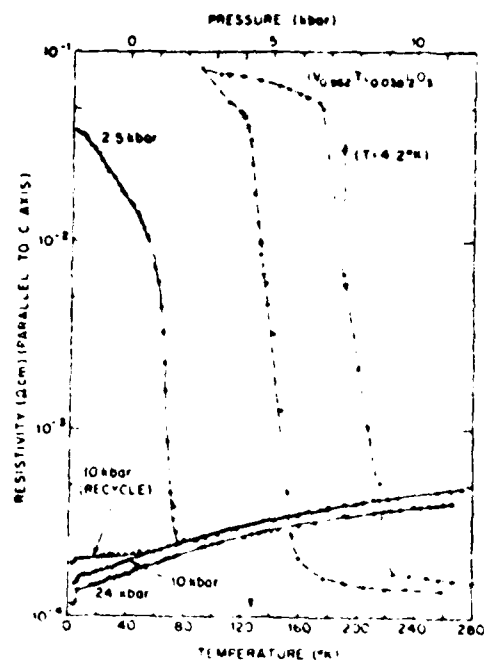
The literature search uncovers the following references:

T069622	T088278	E015182	E103431	A000154	A000156
T070694	E012765	E091263	E105237	A000155	

Typical data on the electrical resistivity of Ti-doped vanadium sesquioxide as taken from T069622 are shown below.




Comparison of the electrical resistivity perpendicular to the c axis vs. temperature for doped samples of  $V_2O_3$ . The dashed lines for  $V_2O_3$  and the Cr-doped sample are from Ref. 2. Note presence or absence of high-temperature transition and the low resistivity in the AF phase of the Zr-doped sample.

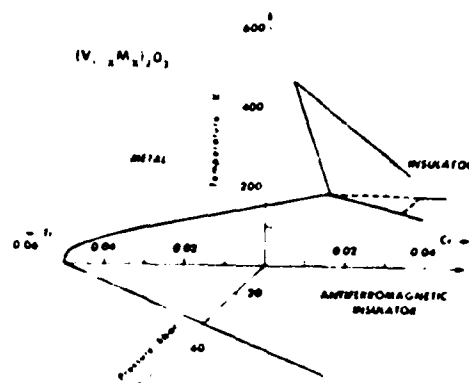


Electrical resistivity parallel to the c axis vs. temperature for  $(V_{0.962}Ti_{0.038})_2O_3$  at several pressures showing the suppression of AF phase. Note deterioration of sample after cycling through the M-AF transition. Dashed curves are the resistivity of 4.2 K vs. pressure (upper scale) showing the hysteresis in the M-AF transition.





Electrical resistivity perpendicular to the c axis (closed symbols) vs. pressure at 4.2 K for doped  $\text{V}_2\text{O}_3$ . All curves are for decreasing pressure. The two Ti curves are from two crystals mounted in the high-pressure apparatus together but with different orientation thus showing deviations from true hydrostatic conditions in the experiment.



Temperature-pressure-composition phase diagram showing M-I, M-AF, and I-AF surfaces. M-I surface terminates at a solid-solid critical line.

#### j. Dielectric Constant

The literature search uncovers no reference on the dielectric constant.

#### k. Absorption Coefficient

The literature search uncovers no reference on the absorption coefficient.

#### l. Refractive Index

The literature search uncovers no reference on the refractive index.

## 2.5. Trivanadium Pentoxide

Trivanadium pentoxide ( $V_3O_5$ ) is a paramagnetic semiconductor with a monoclinic crystal structure. It is reported to have a very narrow range of homogeneity. Unlike  $V_2O_3$  or  $VO_2$ , trivanadium pentoxide does not exhibit a metal-semiconductor transition at any temperature. In fact, metal-semiconductor transitions have been found in all members of the homologous series between  $V_2O_3$  and  $VO_2$  of general formula  $V_nO_{2n-1}$  (where  $n=3$  to 9) except  $V_3O_5$  and  $V_7O_{13}$ ; the latter is reported to be a metal. Trivanadium pentoxide melts at about 2100 K. Its density is  $4.55 \text{ g cm}^{-3}$  at room temperature.

A crystallographic phase transition occurs in trivanadium pentoxide at about 425 K. This transition involves only a small change in the monoclinic lattice parameters and in the cell volume without change of the crystal symmetry. However, anomalies in thermal, electrical, and magnetic properties have all been observed at this transition. Above the transition temperature the crystal remains to be a semiconductor.

A systematic and exhaustive search of the world literature for the pertinent references on the thermophysical, electrical, and optical properties of trivanadium pentoxide has been conducted and the results are given in the following subsections. Typical data on each of the properties are also presented, if available.

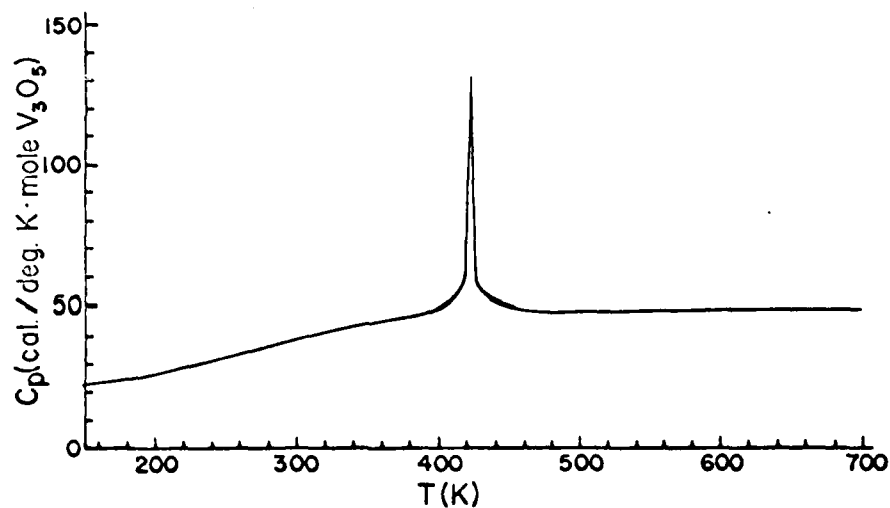
### a. Thermal Conductivity

The literature search uncovers no reference on the thermal conductivity.

### b. Specific Heat

The literature search uncovers the following references: T088469 and A000157.

Typical data on the specific heat of trivanadium pentoxide as taken from T088469 are shown below.

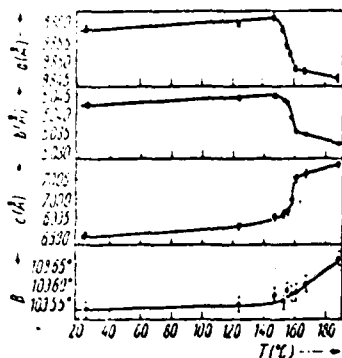


Temperature variation of heat capacity of  $V_3O_5$  (T increasing).

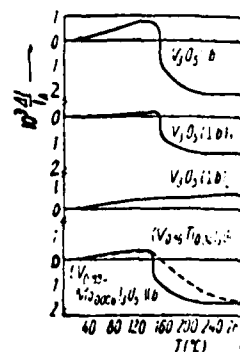
### c. Thermal Linear Expansion

The literature search uncovers the following reference: T084931.

Typical data on the thermal linear expansion of trivanadium pentoxide as taken from T084931 are shown below.



Temperature dependence of the parameters of the monoclinic unit cell.



Expansion behaviour of  $V_3O_5$  [( $lb$ )<sub>1</sub> perpendicular to ( $lb$ )<sub>2</sub>, no preferred crystallographic directions].

### d. Thermal Diffusivity

The literature search uncovers no reference on the thermal diffusivity.

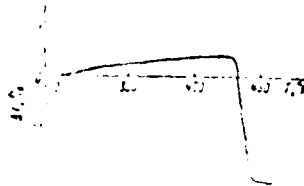
#### e. Thermal Emittance

The literature search uncovers no reference on the thermal emittance.

#### f. Thermal Reflectance

The literature search uncovers the following reference: T076435.

Typical data on the thermal reflectance of trivanadium pentoxide as taken from T076435 are shown below.



Temperature dependence of the coefficient of reflection of visible light from  $V_3O_5$ . Here,  $\Delta R$  is the change in the reflection coefficient relative to its value at room temperature.

#### g. Thermal Absorptance

The literature search uncovers no reference on the thermal absorptance.

#### h. Thermal Transmittance


The literature search uncovers no reference on the thermal transmittance.

#### i. Electrical Resistivity

The literature search uncovers the following references:

T076435	E024796	E051150	E087881	E106761	A000133	A000159
T084931	E041170	E061379	E100203	A000131	A000148	
T089295	E048687	E082690	E102814	A000132	A000158	

Typical data on the electrical resistivity of trivanadium pentoxide as taken from T076435 are shown below.



Temperature dependence of the resistivity of  $V_3O_5$ .

#### j. Dielectric Constant

The literature search uncovers no reference on the dielectric constant.

#### k. Absorption Coefficient

The literature search uncovers no reference on the absorption coefficient.

#### l. Refractive Index

The literature search uncovers the following reference: E102368. However, typical data on the refractive index of trivanadium pentoxide cannot be given since this document only describes an experimental method for measuring the refractive index of trivanadium pentoxide and does not report any data.

### 2.6. Titanium Sesquioxide

Titanium sesquioxide ( $Ti_2O_3$ ) is a dark purple-violet paramagnetic p-type semiconductor at room temperature with a rhombohedral (hexagonal) crystal structure. It exists with a rather narrow range of homogeneity from  $TiO_{1.49}$  to  $TiO_{1.51}$ . It melts at about 2400 K and boils at about 3300 K. Its density is about  $4.6 \text{ g cm}^{-3}$  at room temperature.

A semiconductor-metal transition occurs in titanium sesquioxide around 450 K, at which the rhombohedral lattice parameters also change but the crystal symmetry remains the same. Anomalies in thermal, electrical, magnetic, and other properties have been observed at the transition region. This transition stretches over a temperature range of about 250 degrees, and is due to the crossing of two electron energy bands as an accompaniment of a shift in atomic positions in the crystal.

A systematic and exhaustive search of the world literature for the pertinent references on the thermophysical, electrical, and optical properties of titanium sesquioxide has been conducted and the results are given in the following subsections. Typical data on each of the properties are also presented, if available.

#### a. Thermal Conductivity

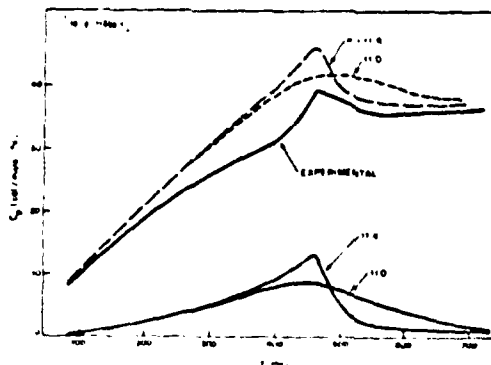
The literature search uncovers the following reference: T066154. This document reports a value of  $0.044 \pm 0.004 \text{ W cm}^{-1}\text{K}^{-1}$  for the thermal conductivity of titanium sesquioxide at 300 K.

#### b. Specific Heat

The literature search uncovers the following references:

T005622	T018971	T069659	T070696	T077803	E060578
T007001	T061741	T070202	T070698	T085437	E086761
T007006	T064004	T070653	T071391	T088479	A000066
T007830	T065865	T070694	T071973	T088935	

Typical data on the specific heat of titanium sesquioxide as taken from T077803 are shown below.



( $C_p$ ) calculated compared with experiment for pure  $\text{Ti}_2\text{O}_3$  model.

#### c. Thermal Linear Expansion

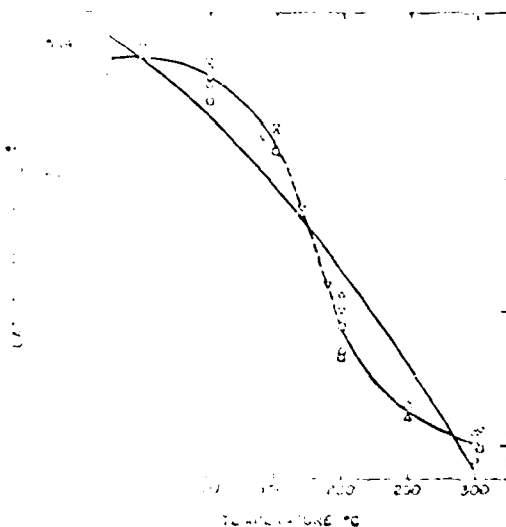
The literature search uncovers the following references:

T046947	T049323	T063516	T066154	T071059
---------	---------	---------	---------	---------

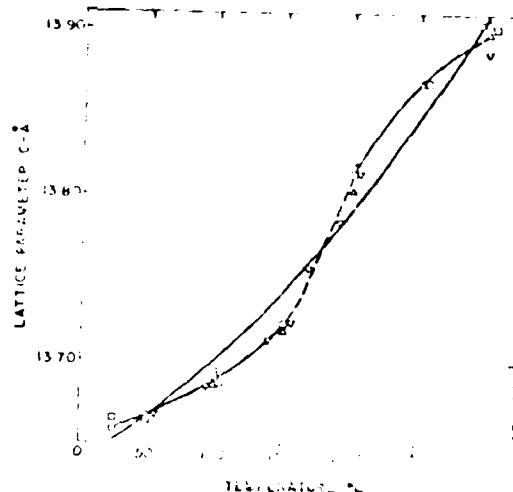
Typical data on the thermal linear expansion of titanium sesquioxide as taken from T071059 are shown below.

Lattice parameters and expansion coefficients of  $Ti_2O_3$ .

	$T = 100^\circ C$	$T = 100^\circ C$
$a = 5.1131 - 4.636 \times 10^{-5} T + 7.639 \times 10^{-7} T^2 \text{ \AA}$	$a = 5.1131 - 4.636 \times 10^{-5} T + 7.639 \times 10^{-7} T^2 \text{ \AA}$	$a = 5.1424 - 6.027 \times 10^{-5} T - 1.601 \times 10^{-7} T^2 \text{ \AA}$
$\alpha_a = -9.116 \times 10^{-6} + 2.947 \times 10^{-7} T + 7.619 \times 10^{-9} T^2 / ^\circ C$	$\alpha_a = -9.116 \times 10^{-6} + 2.947 \times 10^{-7} T + 7.619 \times 10^{-9} T^2 / ^\circ C$	$\alpha_a = -11.729 \times 10^{-6} - 7.662 \times 10^{-7} T - 2.493 \times 10^{-9} T^2 / ^\circ C$
$c = 13.673 + 5.113 \times 10^{-3} T - 4.510 \times 10^{-4} T^2 \text{ \AA}$	$c = 13.673 + 5.113 \times 10^{-3} T - 4.510 \times 10^{-4} T^2 \text{ \AA}$	$c = 13.689 + 4.734 \times 10^{-3} T + 1.12 \times 10^{-4} T^2 \text{ \AA}$
$\alpha_c = 2.11 \times 10^{-4} - 6.695 \times 10^{-7} T - 6.007 \times 10^{-9} T^2 / ^\circ C$	$\alpha_c = 2.11 \times 10^{-4} - 6.695 \times 10^{-7} T - 6.007 \times 10^{-9} T^2 / ^\circ C$	$\alpha_c = 2.11 \times 10^{-4} - 6.695 \times 10^{-7} T - 6.007 \times 10^{-9} T^2 / ^\circ C$



a axis lattice parameter of corundum structure  $Ti_2O_3$ .



c axis lattice parameter of corundum structure  $Ti_2O_3$ .

## d. Thermal Diffusivity

The literature search uncovers no reference on the thermal diffusivity.

## e. Thermal Emittance

The literature search uncovers no reference on the thermal emittance.

## f. Thermal Reflectance

The literature search uncovers the following references:

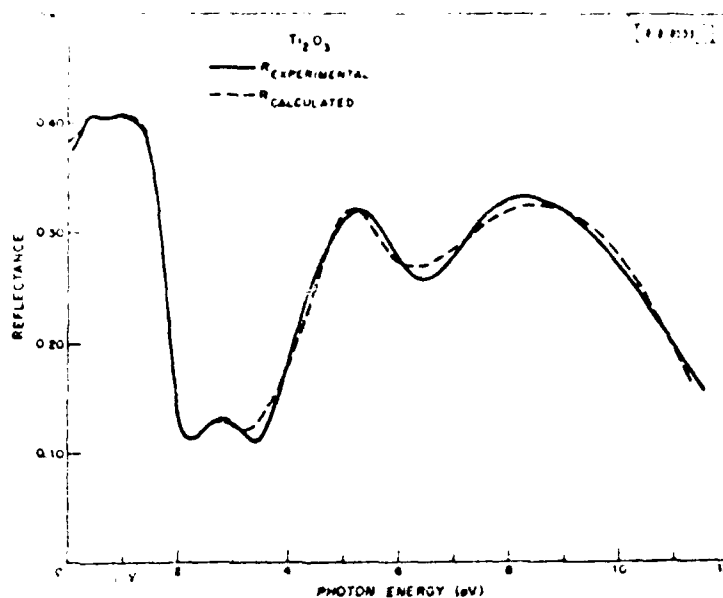
T077689

T079100

E043549

E102158

Typical data on the thermal reflectance of titanium sesquioxide as taken from E043549 are shown below.



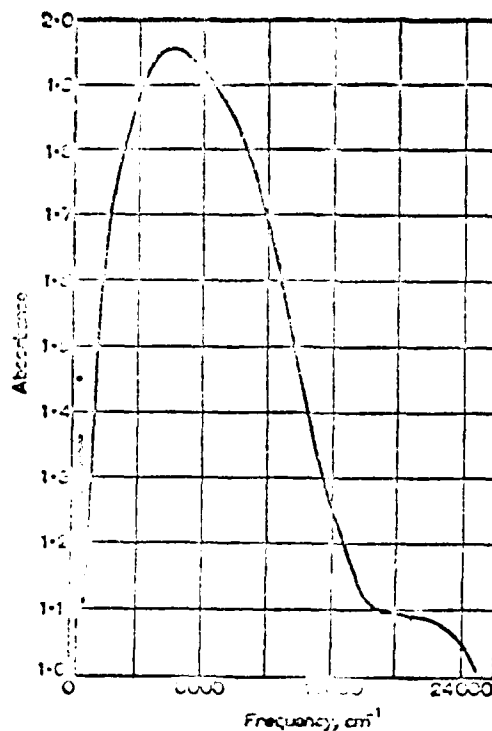
Experimental and calculated reflectance of  $Ti_2O_3$ .

#### g. Thermal Absorptance

The literature search uncovers the following reference: T063516.

Typical data on the thermal absorptance of titanium sesquioxide as taken from T063516 are shown below.



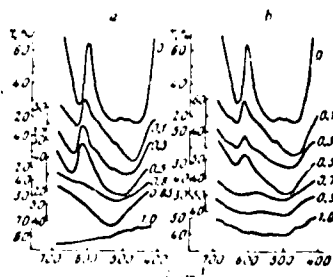


Absorption spectrum of  $\text{Ti}_2\text{O}_3$  ( $1.3 \text{ mg/cm}^2$  in pressed KBr disk).

#### h. Thermal Transmittance

The literature search uncovers the following reference: T068160.

Typical data on the thermal transmittance of titanium sesquioxide as taken from T068160 are shown below.



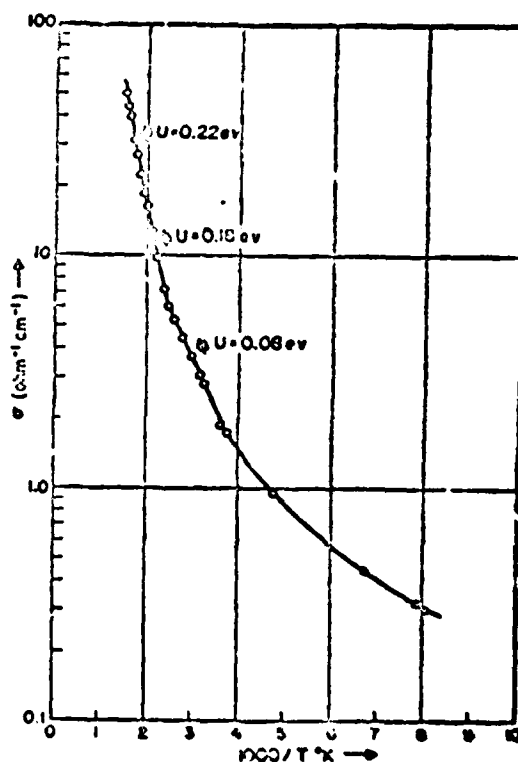
Infrared spectra of solid solutions of scandium oxide with titanium (III) and vanadium (III) oxides: a)  $(\text{Sc}_{1-x}\text{V}_x)_2\text{O}_3$ ; b)  $(\text{Sc}_{1-x}\text{Ti}_x)_2\text{O}_3$ . The numbers against the curves give the value of  $x$  for each specimen.

### i. Electrical Resistivity

The literature search uncovers the following references:

T063516	T088479	E011682	E035356	E052020	E068033	E104938	A000072
T070694	E002291	E012944	E036396	E052970	E069075	A000067	A000073
T071391	E002579	E019012	E037145	E054886	E085575	A000068	A000074
T077803	E003081	E027461	E043005	E056498	E086761	A000069	A000075
T079628	E005455	E027472	E044664	E060578	E088400	A000070	
T085437	E010442	E033006	E047086	E062056	E095576	A000071	

Typical data on the electrical resistivity of titanium sesquioxide as taken from T063516 are shown below.



Conductivity/temperature characteristic for  $\text{Ti}_3\text{O}_2$ .

### j. Dielectric Constant

The literature search uncovers the following references:

E04585	E043549	E051442	E102158
--------	---------	---------	---------

Typical data on the dielectric constant of titanium sesquioxide as taken from E04585 are shown below.

Dielectric constant of  $\text{Me}_2\text{O}_3$  oxides, where Me = Ti, V, Cr, Mn, and Fe. (Subscripts  $T < \theta_{tr}$  and  $T > \theta_{tr}$  indicate that the value of the dielectric constant pertains to a region below or above the transformation temperatures, respectively.)

Oxide .....	$\text{Ti}_2\text{O}_3$	$\text{V}_2\text{O}_5$	$\text{Cr}_2\text{O}_3$	$\text{Mn}_2\text{O}_3$	$\alpha\text{-Fe}_2\text{O}_3$
Dielectric Constant .....	$30_{T < \theta_{tr}}$	$18_{T < \theta_{tr}}$ $(30_{T > \theta_{tr}})$	8	8	12

#### k. Absorption Coefficient

The literature search uncovers no reference on the absorption coefficient.

##### 1. Refractive Index

The literature search uncovers no reference on the refractive index.

#### 2.7. Niobium Dioxide

Niobium dioxide ( $\text{NbO}_2$ ) is a black n-type intrinsic semiconductor with a tetragonal crystal structure. It melts at about 2275 K and boils at about 3800 K. Its density is  $5.98 \text{ g cm}^{-3}$  at room temperature.

A second order phase transition occurs in niobium dioxide around 1070 K, which appears to be caused by a softening of the vibrational modes of the crystalline lattice. This vibrational modes softening exists above the transition temperature, below which the soft-mode distortion disappears. Anomalies in thermal, electrical, magnetic, and other properties have been observed at this transition, at which niobium dioxide transforms from a semiconducting to a metallic state. However, some authors have also reported that it remains to be semiconducting after the transition.

It has been reported that under an applied electric field niobium dioxide switches from a high (greater than 10,000 ohms) to a low (approximately 10 ohms) resistance in a time less than 0.7 nanosecond. The electrical current carrying capability is higher than 80 amperes for pulse durations of several nanoseconds.

A systematic and exhaustive search of the world literature for the pertinent references on the thermophysical, electrical, and optical properties of niobium dioxide has been conducted and the results are given in the following subsections. Typical data on each of the properties are also presented, if available.

a. Thermal Conductivity

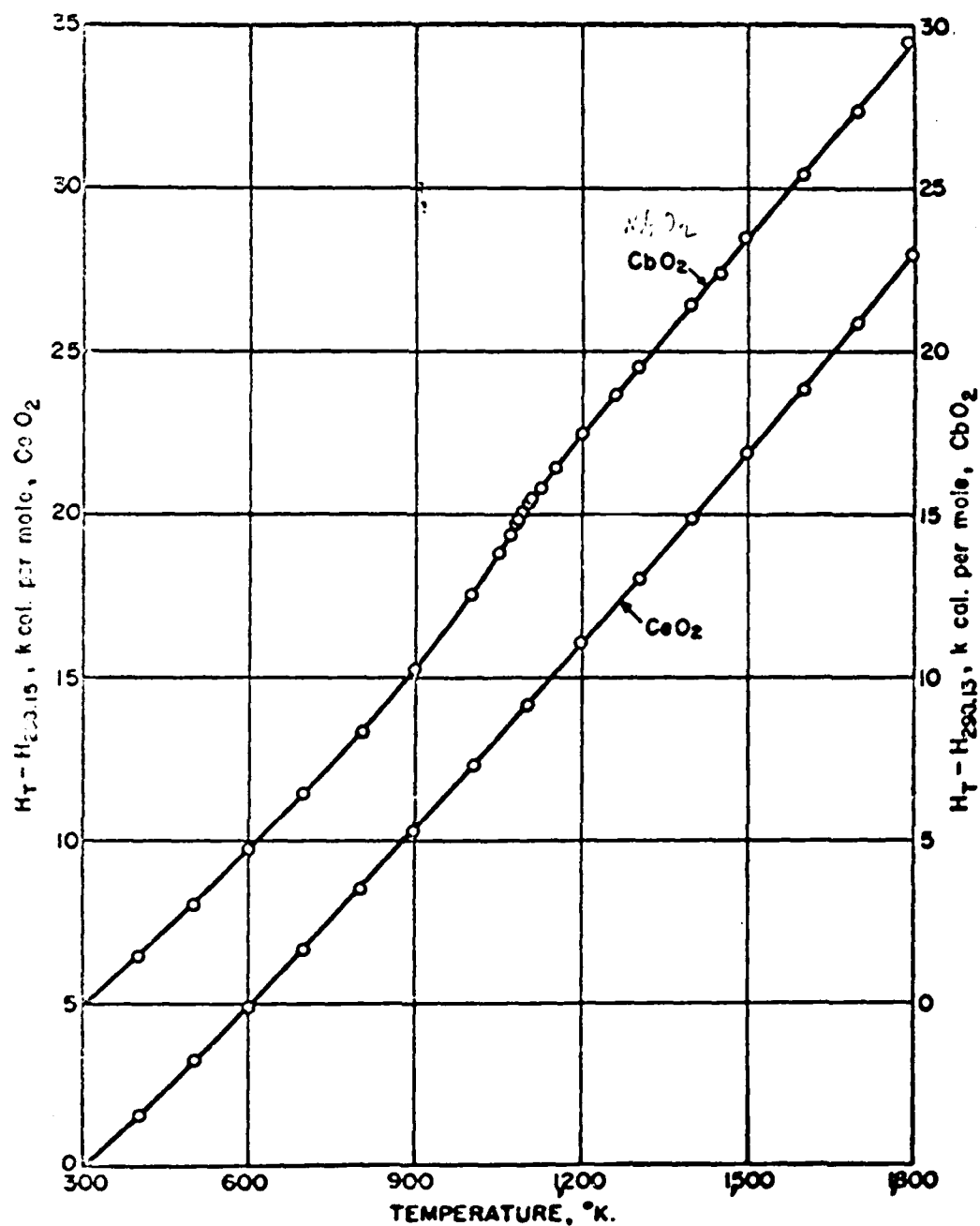
The literature search uncovers no reference on the thermal conductivity.

b. Specific Heat

The literature search uncovers the following references:

T007006	T018112	T025326	T027408	T052954
T015923	T020317	T026427	T029312	T090530

Typical data on the specific heat of niobium dioxide as taken from T029312 are shown below.

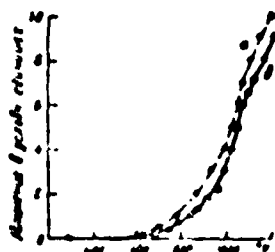


Heat contents of cerium dioxide and columbium dioxide above 298.15 K.

#### c. Thermal Linear Expansion

The literature search uncovers the following reference: T020317.

Typical data on the thermal linear expansion of niobium dioxide as taken from T020317 are shown below.



Thermal expansion curves of two specimens (a,b) of  $\text{NbO}_2$ .

d. Thermal Diffusivity

The literature search uncovers no reference on the thermal diffusivity.

e. Thermal Emittance

The literature search uncovers no reference on the thermal emittance.

f. Thermal Reflectance

The literature search uncovers no reference on the thermal reflectance.

g. Thermal Absorptance

The literature search uncovers no reference on the thermal absorptance.

h. Thermal Transmittance

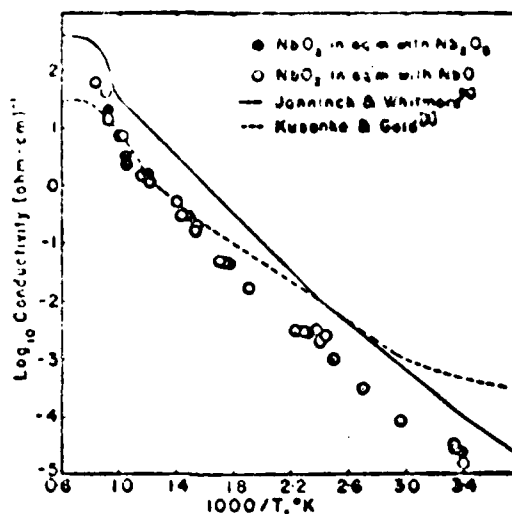
The literature search uncovers no reference on the thermal transmittance.

i. Electrical Resistivity

The literature search uncovers the following references:

E025843	E055117	E084265	A000029
E038875	E071059	E104938	A000030
E039417	E073303	A000027	A000031
E051307	E081115	A000028	A000032

Typical data on the electrical resistivity of niobium dioxide as taken from E039417 are shown below.

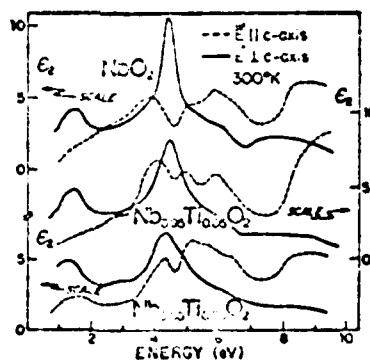


The effects of temperature and oxygen activity on the electrical conductivity of  $\text{NbO}_2$ .

#### j. Dielectric Constant

The literature search uncovers the following reference: E102158.

Typical data on the dielectric constant of niobium dioxide as taken from E102158 are shown below.



Spectral dependence of  $\epsilon_2$  for  $\text{Nb}_{1-x}\text{Ti}_x\text{O}_2$  for  $x = 0$ , 0.05 and 0.20 for light polarized  $\parallel$  and  $\perp$  to the  $c$ -axis.

#### k. Absorption Coefficient

The literature search uncovers no reference on the absorption coefficient.

#### l. Refractive Index

The literature search uncovers no reference on the refractive index.

## 2.8. Europium Monoxide

Europium monoxide ( $\text{EuO}$ ) is a purple ferromagnetic semiconductor or insulator (if pure and stoichiometric) with a face-centered cubic crystal structure of the  $\text{NaCl}$  type. It becomes paramagnetic above the Curie temperature of 69.29 K. Its density is about  $8.16 \text{ g cm}^{-3}$  at room temperature. Europium monoxide sublimates in vacuum above 970 K and melts at about 2270 K.

Under high pressure (above 300 kbar) pure stoichiometric europium monoxide undergoes an insulator-metal transition; it suddenly changes lattice parameter and becomes metallic at a critical pressure. The mechanism of this transition has been suggested as the promotion of a europium  $4f^7$  electron into the 5d band with an accompanying change in the ion size of  $\text{Eu}^{2+}$ .

Europium monoxide is relatively transparent in the visible and infrared spectral regions. In these regions it exhibits remarkably large magneto-optical effects arising from highly polarized europium  $4f^7$  to  $4f^6(5d)$  optical transitions.

Thin films of europium monoxide have been studied with regard to the possibility of using them in memory devices employing a thermo-magneto-optical recording principle. They are found to possess a sufficiently high read-out efficiency and a low point recording energy density so that they are suitable for use as a storage medium in a semiconductor laser reversible optical memory. There is an optimum film thickness for such application and this thickness depends on the thermal properties of the film and the substrate as well as on the optical properties.

Nonstoichiometric europium monoxide can be prepared with an oxygen-rich or oxygen-deficient composition. Oxygen-rich europium monoxide crystals are insulators and oxygen-deficient ones are extrinsic semiconductors (anion vacancies acting as donor centers).

A metal-semiconductor transition occurs in oxygen-deficient europium monoxide near 50 K. It has been suggested as the cause for this transition that at low temperatures the electrons are only very weakly bound to the oxygen vacancies and the electrical conduction is therefore metallic, but as the temperature is increased to near and above the transition temperature the electrons localized and form bound magnetic polarons by ordering the  $\text{Eu}^{2+}$  spins neighboring the vacancy, and therefore the electrical conduction becomes semiconducting.



The electrical resistivity of oxygen-deficient europium monoxide is very remarkable. As mentioned before the electrical conductivity is metallic below 50 K, at which temperature the electrical resistivity begins an enormous sharp increase (by more than 10 orders of magnitude in some samples) over a small temperature range of only about 20 degrees to reach a peak just above the Curie temperature where the resistivity starts to decrease gradually in a manner of that of an ordinary extrinsic semiconductor.

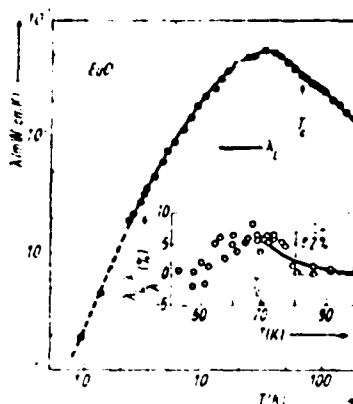
A systematic and exhaustive search of the world literature for the pertinent references on the thermophysical, electrical, and optical properties of europium monoxide has been conducted and the results are given in the following subsections. Typical data on each of the properties are also presented, if available.

#### a. Thermal Conductivity

The literature search uncovers the following references:

T037717	T046372	T051134	T059658	T074970
T046346	T047036	T053424	T069951	A000001

Typical data on the thermal conductivity of europium monoxide as taken from T069951 are shown below.




The points show the measured thermal conductivity of EuO. The two low temperature points were obtained in a separate experiment. The inset shows on a linear scale the pertinent difference between the measured and the model thermal conductivities in the vicinity of the Curie point.

### b. Specific Heat

The literature search uncovers the following references:

T040508	T058291	T073787	T080382	T084031	E018414
T047793	T069855	T074970	T080383	T085581	E038324
T052323	T071595	T075808	T080418	T085582	E039583
T052477	T073401	T077651	T083615	T089265	

Typical data on the specific heat of europium monoxide as taken from T077651 are shown below.

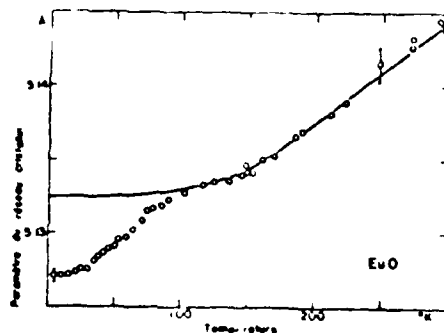


Specific heat of EuO (samples I and II) as a function of T.

### c. Thermal Linear Expansion

The literature search uncovers the following references: T043226 and T052700.

Typical data on the thermal linear expansion of europium monoxide as taken from T052700 are shown below.

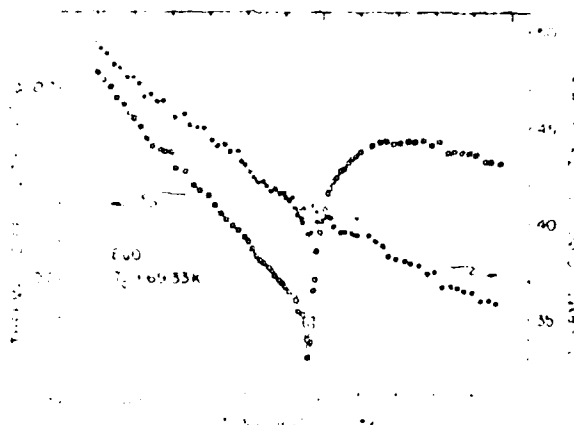


Thermal expansion of europium monoxide. The continuous curve represents the thermal expansion of a Debye solid with a characteristic temperature  $\theta = 410$  K.

#### d. Thermal Diffusivity

The literature search uncovers the following reference: T074970.

Typical data on the thermal diffusivity of europium monoxide as taken from T074970 are shown below.



Thermal diffusivity (squares) and thermal conductivity (circles) of EuO.

#### e. Thermal Emittance


The literature search uncovers no reference on the thermal emittance.

#### f. Thermal Reflectance

The literature search uncovers the following references:

T053803	T054791	T058738	T068079	T071313	T075926	E046383	A000002
T053995	T055037	T062817	T070363	T073788	T080779	E080725	A000003

Typical data on the thermal reflectance of europium monoxide as taken from T070363 are shown below.



Reflectivity of EuO, EuS at 300 K.

### g. Thermal Absorptance

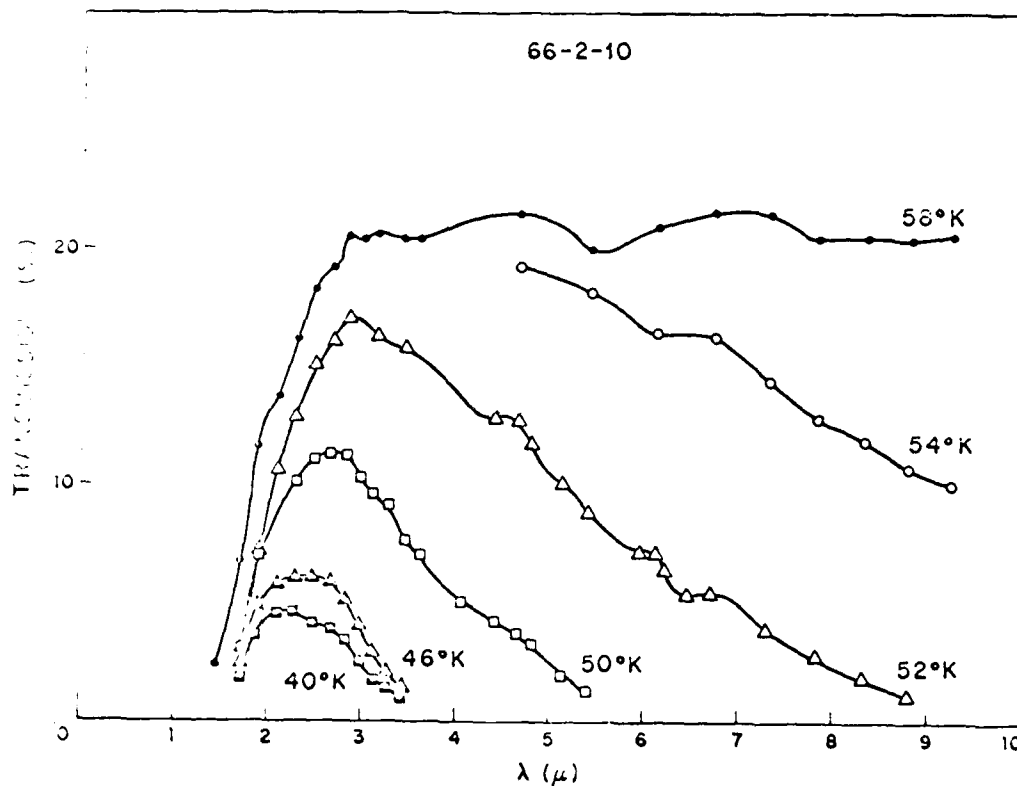
The literature search uncovers no reference on the thermal absorptance.

### h. Thermal Transmittance

The literature search uncovers the following references:

T050067    T061288    T064771    T071829    E047423    E078766    E106683

Typical data on the thermal transmittance of europium monoxide as taken from T064771 are shown below.



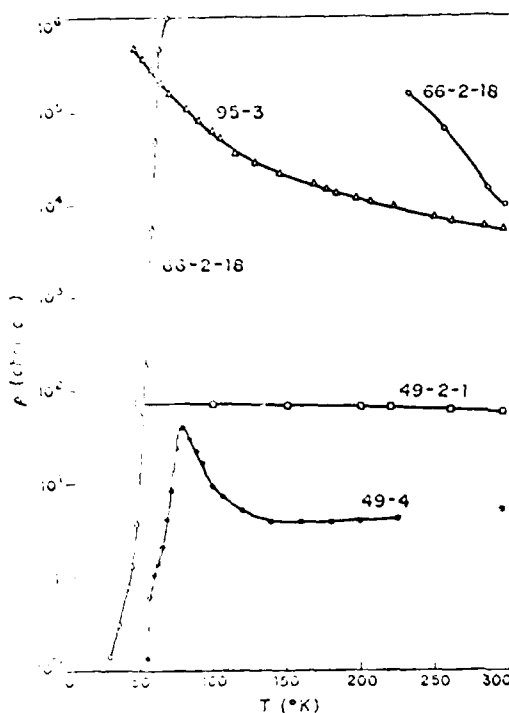
Transmission vs. wavelength for EuO sample 66-2-10. The measurements show the transition behavior which occurs near 50 K.

### i. Electrical Resistivity

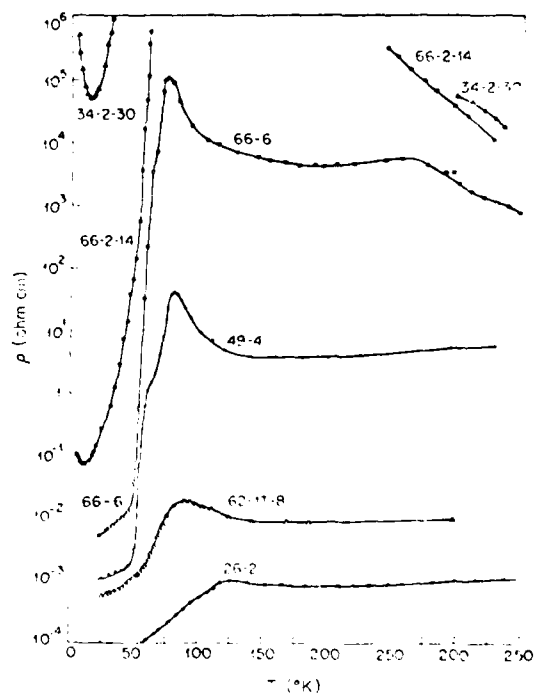
The literature search uncovers the following references:

T051134	E033026	E042831	E050887	E073494	E104938	A000008	A000015
T064771	E033163	E042856	E050888	E073943	E105465	A000009	A000016
T067524	E035354	E043549	E052969	E081120	E106738	A000010	A000017
T069722	E036806	E046381	E053158	E094722	A000004	A000011	A000018
E012228	E036859	E048092	E054573	E094771	A000005	A000012	
E024463	E037138	E049085	E060295	E096309	A000006	A000013	
E029645	E042679	E049301	E060440	E104930	E000007	A000014	

Typical data on the electrical resistivity of europium monoxide as taken from T064771 are shown below.



Four resistivity-vs-temperature curves for EuO. Curves for samples 66-2-18 and 49-4 represent type-A behavior; those of 95-3 and 49-2-1, type-B behavior. (Type-A: oxygen-deficient crystal; type-B: stoichiometric crystal.)



Resistivity vs temperature for representative type-A EuO samples showing change of behavior with increasing conductivity level.

#### j. Dielectric Constant

The literature search uncovers the following references:

T075926	E035354	E040275	E051185	E073535
E029645	E036598	E043549	E053052	E105465

Typical data on the dielectric constant of europium monoxide as taken from E105465 are shown below.

The dielectric constants of EuSe and EuO at the frequency 23 GHz.

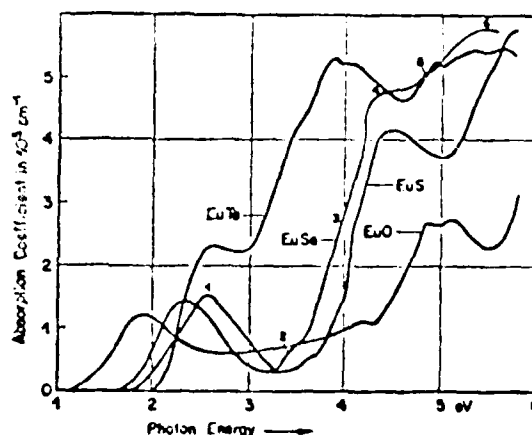
Sample	T/K	Volume/mm <sup>3</sup>	Dielectric Constant
EuSe (annealed)	293	0.302	12.1
EuSe (unannealed)	4.2	0.173	11.4
EuO	293	0.115	24.0

#### k. Absorption Coefficient

The literature search uncovers the following references:

T050067	T069722	E023252	E042799	E046391	E052969	E057182
T064771	T073788	E035802	E042848	E048048	E053052	E060259
T067524	T075926	E036859	E045104	E048527	E053158	E102340
T068016	E019959	E037259	E046390	E050888	E053358	A000018

Typical data on the absorption coefficient of europium monoxide as taken from E048048 are shown below.



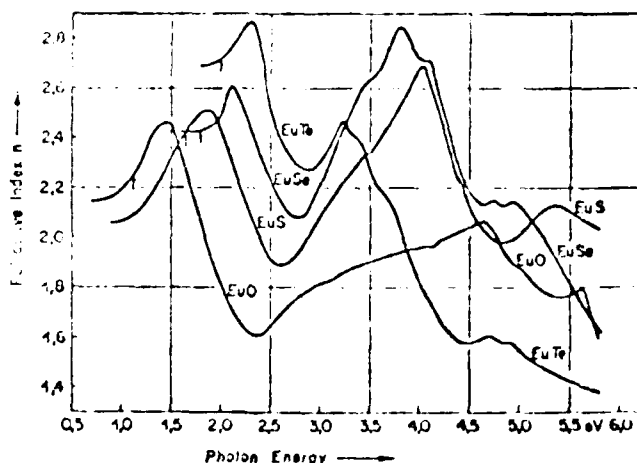
Absorption coefficient of the Eu-chalcogenides at 300 K.

#### l. Refractive Index

The literature search uncovers the following references:

E036598	E039161	E048048
---------	---------	---------

Typical data on the refractive index of europium monoxide as taken from E048048 are shown below.



Refractive index of the Eu-chalcogenides at 300 K.

### 2.9. Sodium Tungsten Bronze

Sodium tungsten bronzes ( $\text{Na}_x\text{WO}_3$ ) are nonstoichiometric compounds with  $x$  values in the range  $0 < x < 1$ . The crystal structure of the compounds has high symmetry for high  $x$  values and low symmetry for low  $x$  values. They have the cubic crystal structure of the perovskite type for  $0.2 < x < 1.0$  and the body-centered tetragonal crystal structure of  $x < 0.2$ ; however, it has also been reported that the cubic crystal structure extends only to  $x \approx 0.4$ .

The cubic sodium tungsten bronzes are metallic. Their colors vary from violet to gold with increasing  $x$ . Those compounds with high  $x$  values are excellent electrical conductors. At  $x = 0.75$ , the sodium atoms in the compound are partially ordered and the crystal has a superlattice structure. Anomalies in the variations of electrical resistivity, Hall coefficient, and other properties with sodium concentration  $x$  have been observed in the region of the superlattice structure.

As the sodium content is lowered, the electrical conductivity worsens. At a critical value of  $x \approx 0.2$ , a metal-insulator transition occurs. Compounds with  $x$  lower than the critical value become insulators and have the tetragonal crystal structure.

A second-order phase transition has been reported to exist in cubic metallic sodium tungsten bronzes. The transition temperature varies with the sodium concentration and has been determined by specific heat measurements

[T082706] as 435, 410, and 395 K respectively for bronzes with  $x = 0.794$ , 0.698, and 0.485. Anomalies in thermal, electrical, optical, and other properties have been observed near this phase transition.

A systematic and exhaustive search of the world literature for the pertinent references on the thermophysical, electrical, and optical properties of sodium tungsten bronzes has been conducted and the results are given in the following subsections. Typical data on each of the properties are also presented, if available.

#### a. Thermal Conductivity

The literature search uncovers the following references:

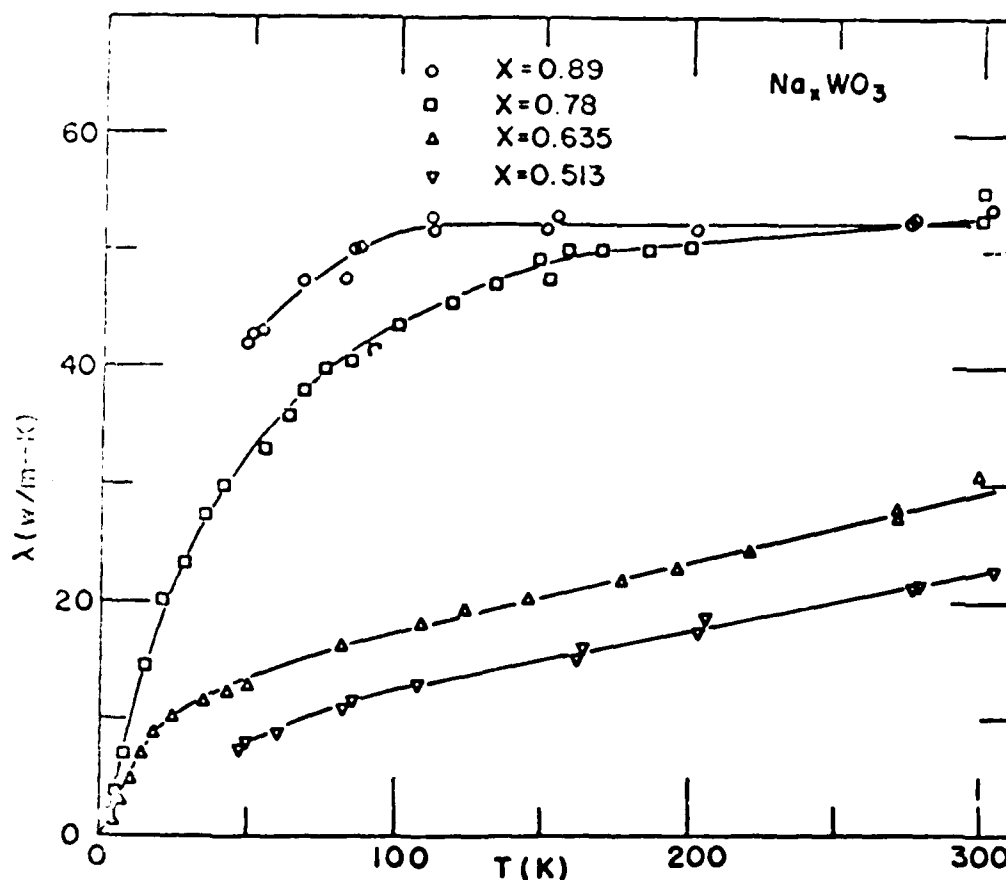
T037867

T056363

T057628

T064339

Typical data on the thermal conductivity of sodium tungsten bronzes as taken from T057628 are shown below.



The thermal conductivities versus temperature for the four bronzes.



## b. Specific Heat

The literature search uncovers the following references:

T006664 T008416 T038822 T073790 T081785 T082706 T086872

Typical data on the specific heat of sodium tungsten bronzes as taken from T082706 are shown below.

## Specific heat of tungsten bronzes

T (°C)	Cp (cal/mole CuO) (MW 143.1) (MW 247.5) (MW 311.1)			T (°C)	Cp (cal/mole CuO) (MW 143.1) (MW 247.5) (MW 311.1)		
	(MW 143.1)	(MW 247.5)	(MW 311.1)		(MW 143.1)	(MW 247.5)	(MW 311.1)
0	71.2	75.4	79.2	435	99.7	103.8	111.3
10	72.4	76.4	80.2	440	100.1	104.4	111.5
20	73.7	77.5	81.3	445	100.2	104.7	111.6
30	74.8	78.7	82.3	450	100.7	105.1	111.9
40	75.5	79.0	83.2	455	101.0	105.4	112.0
50	76.5	81.0	84.2	460	101.5	105.9	112.1
60	77.6	81.9	85.1	465	101.7	106.2	112.4
70	78.4	82.8	86.2	470	102.1	106.6	112.7
80	79.5	83.8	87.3	475	102.6	107.0	113.1
90	80.6	84.7	88.2	480	102.7	107.2	113.2
100	81.5	85.5	89.1	485	103.4	107.7	113.2
110	82.1	86.2	90.2	490	103.6	107.9	113.1
120	82.4	87.2	91.2	495	103.8	108.1	113.0
130	83.3	88.3	92.2	500	104.2	108.2	113.5
140	84.9	89.4	92.8	505	104.3	108.5	113.5
150	85.6	90.6	93.7	510	104.7	108.9	113.8
160	86.6	91.8	94.5	515	105.0	109.1	113.1
170	87.2	91.4	95.1	520	105.3	109.9	113.7
180	87.7	91.8	95.7	525	105.5	110.2	114.0
190	88.3	92.3	96.0	530	105.7	110.2	113.8
200	89.0	92.1	97.2	535	105.9	110.5	113.1
210	89.5	93.8	97.7	540	106.1	110.5	113.4
220	90.5	94.5	98.2	545	106.6	110.9	113.7
230	90.9	95.3	98.5	550	106.9	111.3	113.8
240	91.5	95.7	99.0	555	107.2	111.3	113.0
250	91.9	96.2	99.4	560	107.5	111.5	113.9
260	92.1	96.4	99.8	565	107.6	111.9	115.1
270	92.5	96.9	100.2	570	107.9	112.4	115.9
280	93.2	97.3	100.8	575	108.2	112.3	115.8
290	93.6	97.5	101.1	580	108.4	113.0	115.9
300	94.1	98.2	101.6	585	108.6	113.2	115.9
310	94.2	98.8	102.1	590	108.8	113.5	116.2
320	94.5	99.3	102.5	595	109.0	113.7	116.1
330	95.0	99.7	102.7	600	109.1	113.8	116.4
340	95.3	100.2	103.7	605	109.5	114.2	116.8
350	95.7	100.8	103.9	610	109.7	114.5	117.1
360	96.3	101.2	104.1	615	110.1	115.0	117.5
370	97.1	101.5	104.6	620	110.3	115.1	117.6
380	97.9	102.0	105.1	625	110.3	115.2	117.7
390	98.7	102.7	105.3	630	110.4	115.3	117.9
400	99.4	103.4	105.7	635	110.5	115.4	118.2
410	99.0	104.2	106.6	640	110.8	115.8	118.4
420	97.6	104.6	107.0	645	111.0	115.9	118.6
430	97.8	103.9	107.7	650	111.1	116.1	118.7
440	97.7	103.7	108.7	655	111.3	116.3	118.9
450	97.6	103.5	109.6	660	111.2	116.4	119.2
460	97.1	103.6	110.5	665	111.5	116.7	119.7
470				670	111.8	116.7	119.8
480				675	112.3	116.8	119.9



#### d. Thermal Diffusivity

The literature search uncovers no reference on the thermal diffusivity.

#### e. Thermal Emittance

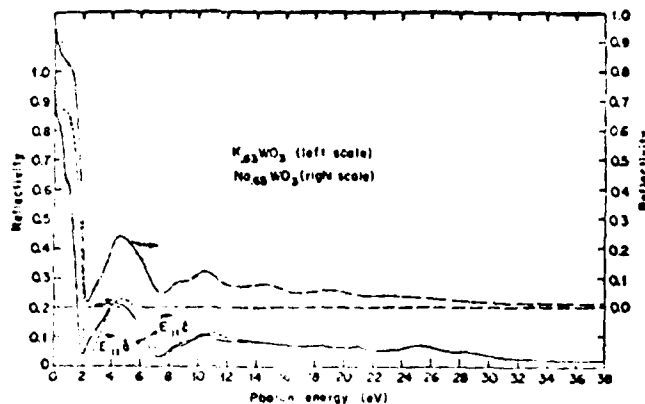
The literature search uncovers no reference data on thermal emittance.

#### f. Thermal Reflectance

The literature search uncovers the following references:

T058775	T067882	T078158	E078100
T060300	T072429	T090486	A000019

Typical data on the thermal reflectance of sodium tungsten bronze as taken from T072429 are shown below.

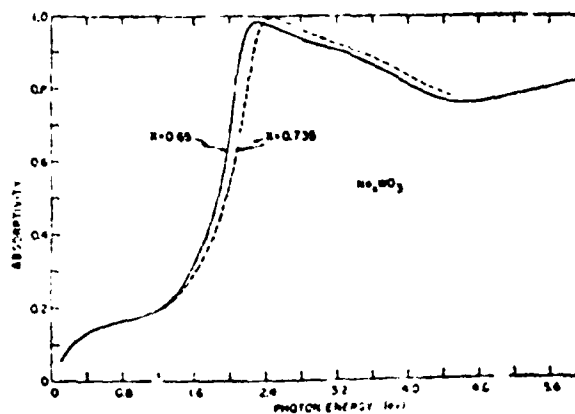


Reflectivity of cubic  $\text{Na}_{0.65}\text{WO}_3$  [(- ·) right scale] and tetragonal  $\text{K}_{0.63}\text{WO}_3$  at 300 K. (The data below 4.5 eV were taken at 4.2 K.)

#### g. Thermal Absorptance

The literature search uncovers the following references: T055710 and T072429.

Typical data on the thermal absorptance of sodium tungsten bronzes as taken from T072429 are shown below.



Absorptivity of two cubic sodium tungsten bronzes at 4.2 K.

#### h. Thermal Transmittance

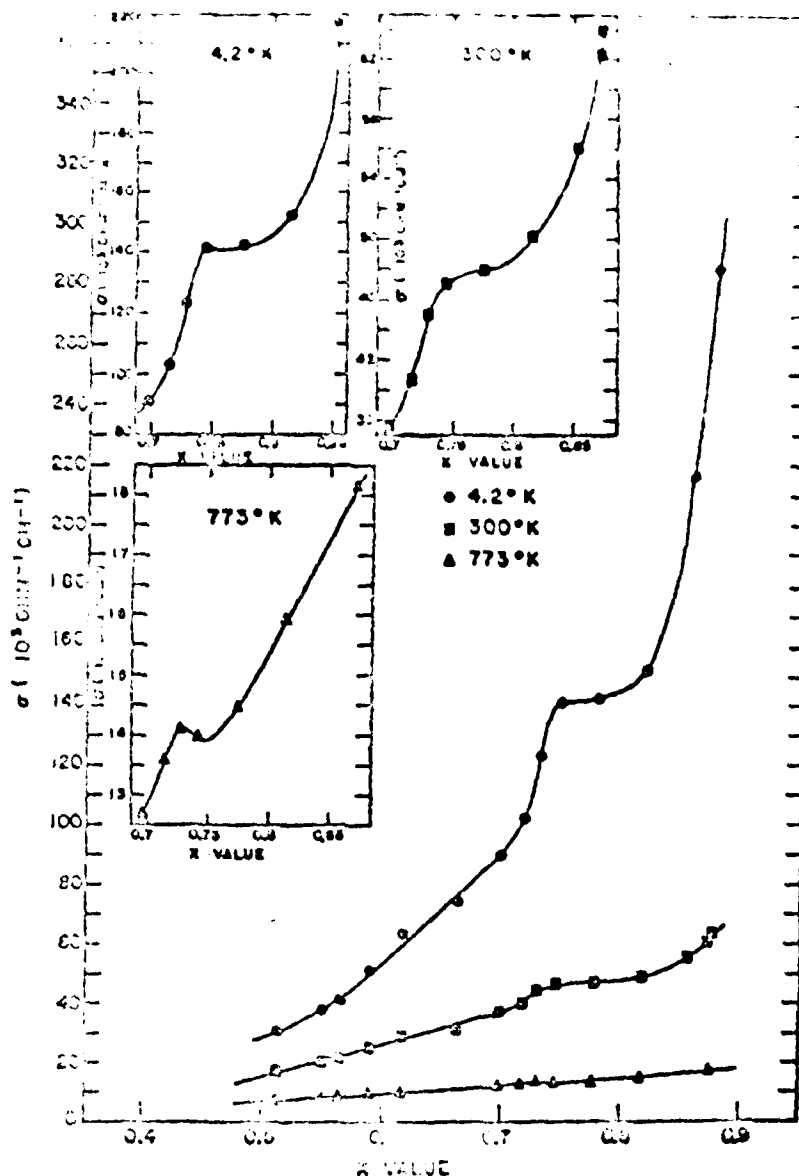
The literature search uncovers no reference on the thermal transmittance.

#### i. Electrical Resistivity

The literature search uncovers the following references:

T081785	E018378	E023056	E051858	A000022
T082219	E018519	E026083	E053013	A000023
E007235	E018975	E027642	E056765	A000024
E011045	E021138	E030029	A000020	A000025
E011046	E021140	E045096	A000021	A000026

Typical data on the electrical resistivity of sodium tungsten bronzes as taken from E030029 are shown below.

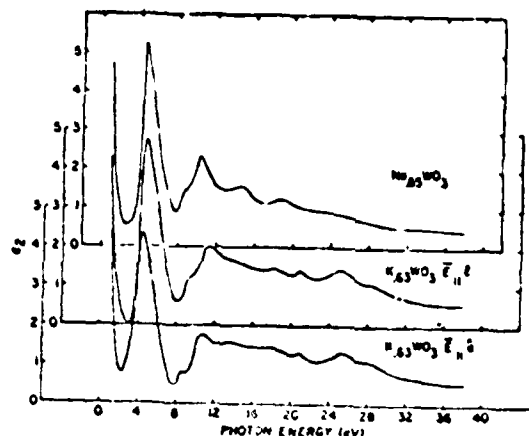


Conductivity of  $\text{Na}_x\text{WO}_3$  as a function of sodium concentration at 4.2, 300, and 773 K.

#### j. Dielectric Constant

The literature search uncovers the following references: T072429 and A000019.

Typical data on the dielectric constant of sodium tungsten bronze as taken from T072429 are shown below.

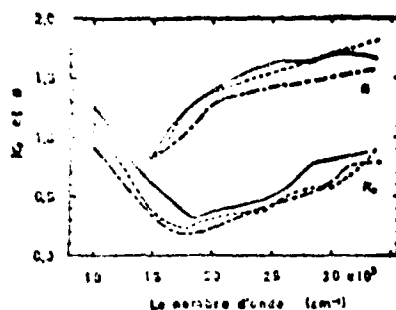


Imaginary part of the dielectric constant of cubic  $\text{Na}_{0.65}\text{WO}_3$  and tetragonal  $\text{K}_{0.63}\text{WO}_3$  derived from the data by Kramers-Kronig analysis.

#### k. Absorption Coefficient

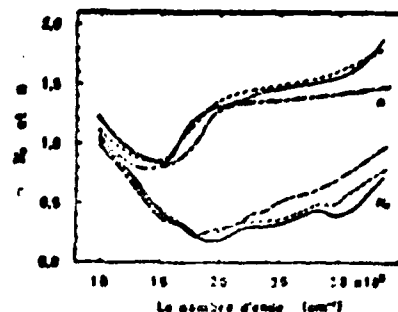
The literature search uncovers the following reference: T078158, which, however, is for sodium potassium tungsten bronzes.

Typical data on the absorption coefficient of sodium potassium tungsten bronzes as taken from T078158 are shown below.



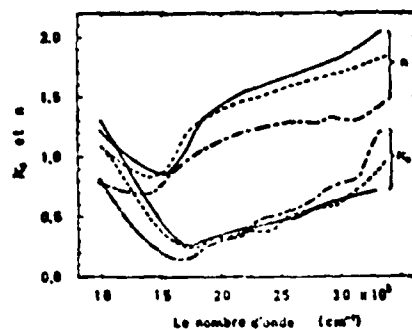
The absorption coefficient,  $K_0$ , and the refractive index,  $n$ , of:

- $\text{Na}_{0.43}\text{K}_{0.21}\text{WO}_3$
- - -  $\text{Na}_{0.42}\text{K}_{0.13}\text{WO}_3$
- - -  $\text{Na}_{0.43}\text{K}_{0.07}\text{WO}_3$



The absorption coefficient,  $K_0$ , and the refractive index,  $n$ , of:

- $\text{Na}_{0.30}\text{K}_{0.31}\text{WO}_3$
- - -  $\text{Na}_{0.22}\text{K}_{0.38}\text{WO}_3$
- - -  $\text{Na}_{0.10}\text{K}_{0.34}\text{WO}_3$




The absorption coefficient,  $K_0$ ,  
and the refractive index,  $n$ , of:

- $\text{Na}_{0.27}\text{K}_{0.23}\text{WO}_3$
- - -  $\text{Na}_{0.42}\text{K}_{0.13}\text{WO}_3$
- · -  $\text{Na}_{0.58}\text{K}_{0.10}\text{WO}_3$

#### 1. Refractive Index

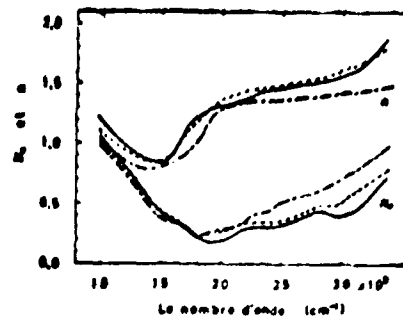
The literature search uncovers the following reference: T078158, which, however, is for sodium potassium tungsten bronzes.

Typical data on the refractive index of sodium potassium tungsten bronzes as taken from T078158 are shown below.



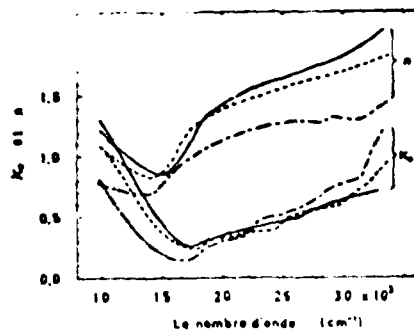
The absorption coefficient,  $K_0$ ,  
and the refractive index,  $n$ , of:

- $\text{Na}_{0.43}\text{K}_{0.21}\text{WO}_3$
- - -  $\text{Na}_{0.42}\text{K}_{0.13}\text{WO}_3$
- · -  $\text{Na}_{0.43}\text{K}_{0.07}\text{WO}_3$



The absorption coefficient,  $K_0$ ,  
and the refractive index,  $n$ , of:

- $\text{Na}_{0.30}\text{K}_{0.31}\text{WO}_3$
- - -  $\text{Na}_{0.22}\text{K}_{0.38}\text{WO}_3$
- · -  $\text{Na}_{0.10}\text{K}_{0.34}\text{WO}_3$



The absorption coefficient,  $K_0$ ,  
and the refractive index,  $n$ , of:

—  $\text{Na}_{0.27}\text{K}_{0.22}\text{WO}_3$   
 - - -  $\text{Na}_{0.42}\text{K}_{0.13}\text{WO}_3$   
 - · -  $\text{Na}_{0.58}\text{K}_{0.10}\text{WO}_3$

## 2.10. Nickel Monosulfide

Nickel Monosulfide (NiS) is dimorphic and crystalizes in two crystal structures. The low-temperature form,  $\alpha$ -NiS, is rhombohedral of the millerite type, while the high-temperature form,  $\beta$ -NiS, is hexagonal of the NiAs type. The crystallographic transition temperature is 623 K. However, the transition from the high- to the low-temperature form is sluggish and the hexagonal form can easily be retained at room temperature. Single-phase  $\beta$ -NiS can be made to exist stably at room temperature by quenching it from above 623 K.

$\alpha$ -NiS is metallic with temperature-independent paramagnetism. It exists in nature as the mineral millerite which occurs usually in the form of capillary yellow crystals. Its melting point is about 1070 K and density is 5.3 to 5.7 g cm<sup>-3</sup>.

$\beta$ -NiS is metallic and paramagnetic at high temperature. Upon cooling it undergoes a first-order phase transition at a temperature around 260 to 280 K. This temperature varies with the sulfur content of each sample. Below the transition temperature  $\beta$ -NiS becomes semiconducting and antiferromagnetic. Some investigators have, however, reported that  $\beta$ -NiS is a semimetal instead of a semiconductor below the temperature of transition. Anomalies in thermal, electrical, magnetic, and other properties have been observed at this transition.

A systematic and exhaustive search of the world literature for the pertinent references on the thermophysical, electrical, and optical properties




of nickel monosulfide has been conducted and the results are given in the following subsections. Typical data on each of the properties are also presented, if available.

#### a. Thermal Conductivity

The literature search uncovers the following reference: T067615.

Typical data on the thermal conductivity of nickel monosulfide as taken from T067615 are shown below.




Temperature dependence of the thermal conductivity of  $\text{NiS}_{1.03}$ .

#### b. Specific Heat

The literature search uncovers the following references:

T000442	T037754	T076595	T085431
T022749	T066676	T076720	A000033

Typical data on the specific heat of nickel monosulfide as taken from T076595 are shown below.



Changes in thermodynamic parameters at the first-order transition in nickel sulfide.

	$T_1$	$\Delta T$	$\Delta S$	$\Delta H$
$\text{Ni}_{1.00}\text{S}$	500	10	5.0	10.0
$\text{Ni}_{0.98}\text{S}$	495	10	5.0	10.0
$\text{Ni}_{0.95}\text{S}$	490	10	5.0	10.0


Heat capacity as a function of temperature for: solid line,  $\text{Ni}_{1.00}\text{S}$ ; dotted line,  $\text{Ni}_{0.98}\text{S}$ ; dashed line,  $\text{Ni}_{0.95}\text{S}$ . Data are obtained using 30-40-mg crystals and a heating rate of 10 K/min.

### c. Thermal Linear Expansion

The literature search uncovers the following references:

T071601      T072034      T079065

Typical data on the thermal linear expansion of nickel monosulfide as taken from T071601 are shown below.



Temperature dependence of (1)  $\Delta L/L_0$  and (2)  $\alpha$  for NiS.

### d. Thermal Diffusivity

The literature search uncovers no reference on the thermal diffusivity.

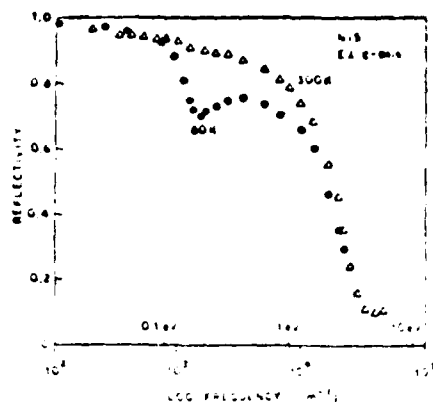
### e. Thermal Emittance

The literature search uncovers no reference on the thermal emittance.

### f. Thermal Reflectance

The literature search uncovers the following reference: T074708.

Typical data on the thermal reflectance of nickel monosulfide as taken from T074708 are shown below.



Polarized reflectivity spectra for a sample of NiS taken above and below the transition temperature  $T_t=230$  K. A prominent dip near 0.14 eV appears at low temperatures. There is also additional weak structure near 4.5 eV at both temperatures which is not shown here.

#### g. Thermal Absorptance

The literature search uncovers no reference on the thermal absorptance.

#### h. Thermal Transmittance

The literature search uncovers no reference on the thermal transmittance.

#### i. Electrical Resistivity

The literature search uncovers the following references:

T067615	E030946	E049296	E066700	E092795	A000034
T074708	E033485	E049621	E076569	E093734	A000035
E011896	E044059	E051017	E080574	E093757	A000036
E012182	E046461	E051115	E082564	E096635	A000037
E018179	E046831	E056164	E087204	E099152	
E024976	E048756	E064843	E087248	A000033	

Typical data on the electrical resistivity of nickel monosulfide as taken from T067615 are shown below.

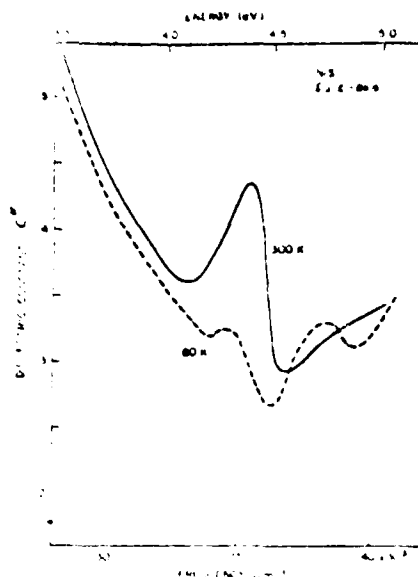


Electrical conductivity of  $\text{NiS}_{1.03}$ .

### j. Dielectric Constant

The literature search uncovers the following reference: T074708.

Typical data on the dielectric constant of nickel monosulfide as taken from T074708 are shown below.



Imaginary part of the dielectric constant  $\epsilon''$  obtained by Kramers-Kronig analysis of the reflectivity data in the visible and ultraviolet regions. The reflectivity data (not shown) have a spectral dependence of roughly the same form as  $\epsilon''$ . Note the reversion of the 300 K peak into two peaks separated by approximately 0.5 eV at 80 K.

### k. Absorption Coefficient

The literature search uncovers no reference on the absorption coefficient.

#### 1. Refractive Index

The literature search uncovers no reference on the refractive index.

### 2.11. Nickel Disulfide

Nickel disulfide ( $\text{NiS}_2$ ) is a paramagnetic semiconductor or insulator (if pure and stoichiometric) with a cubic crystal structure of the pyrite type. It occurs in nature as the mineral vaesite with a density (determined by x-ray) of  $4.44 \text{ g cm}^{-3}$ . In the chemical process of separation of nickel as sulfide,

nickel disulfide is obtained as a crystalline, grayish black powder. On heating under atmospheric pressure nickel disulfide dissociates into nickel monosulfide and sulfur before reaching the melting point.

On cooling to a temperature around 40 K, a magnetic transition from a disordered paramagnetic to an ordered antiferromagnetic state occurs in nickel disulfide. A further transition to a weak ferromagnetic state at a still lower temperature below 30 K has also been reported.

A pressure-induced insulator-to-metal transition occurs in nickel disulfide under high pressure. The pressure of transition is about 32 kbar at room temperature and increases at high temperatures. This transition is not abrupt but stretches over a pressure range of about 8 kbar. It has been reported that a decrease in the volume of the crystal of about 0.4% occurs at the transition with no change in the crystal symmetry.

A systematic and exhaustive search of the world literature for the pertinent references on the thermophysical, electrical, and optical properties of nickel disulfide has been conducted and the results are given in the following subsections. Typical data on each of the properties are also presented, if available.

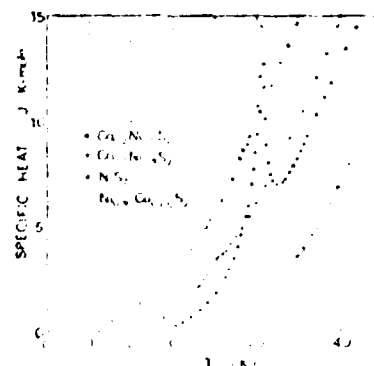

#### a. Thermal Conductivity

The literature search uncovers no reference on the thermal conductivity.

#### b. Specific Heat

The literature search uncovers the following references: T085903 and T088714.

Typical data on the specific heat of nickel disulfide as taken from T085903 are shown below.



Low temperature parts of the specific heats of weakly ferromagnetic compounds. Note that the abscissa is shifted 10 K each.

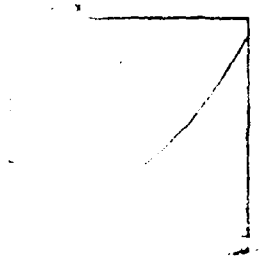
Specific heat of  $\text{FeS}_2\text{-CoS}_2\text{-NiS}_2\text{-Cu}_{0.05}\text{Ni}_{0.95}\text{S}_2$  solid solutions. Solid curves are computed ones for lattice and electronic contributions  $C_L + C_E$ .

#### c. Thermal Linear Expansion

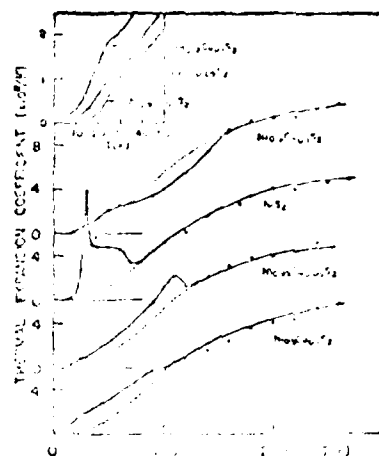
The literature search uncovers the following references:

T056221      T085237      T089396

Typical data on the thermal linear expansion of nickel disulfide as taken from T085237 are shown below.



Thermal expansion of  $\text{NiS}_2$ .



Coefficient of thermal expansion. Dashed line shows  $\alpha$  in paramagnetic state which is computed from  $\alpha$  above  $T_N$ . The insert shows the anomalies in  $\alpha$  associated with the appearance of weak ferromagnetism.

#### d. Thermal Diffusivity

The literature search uncovers no reference on the thermal diffusivity.

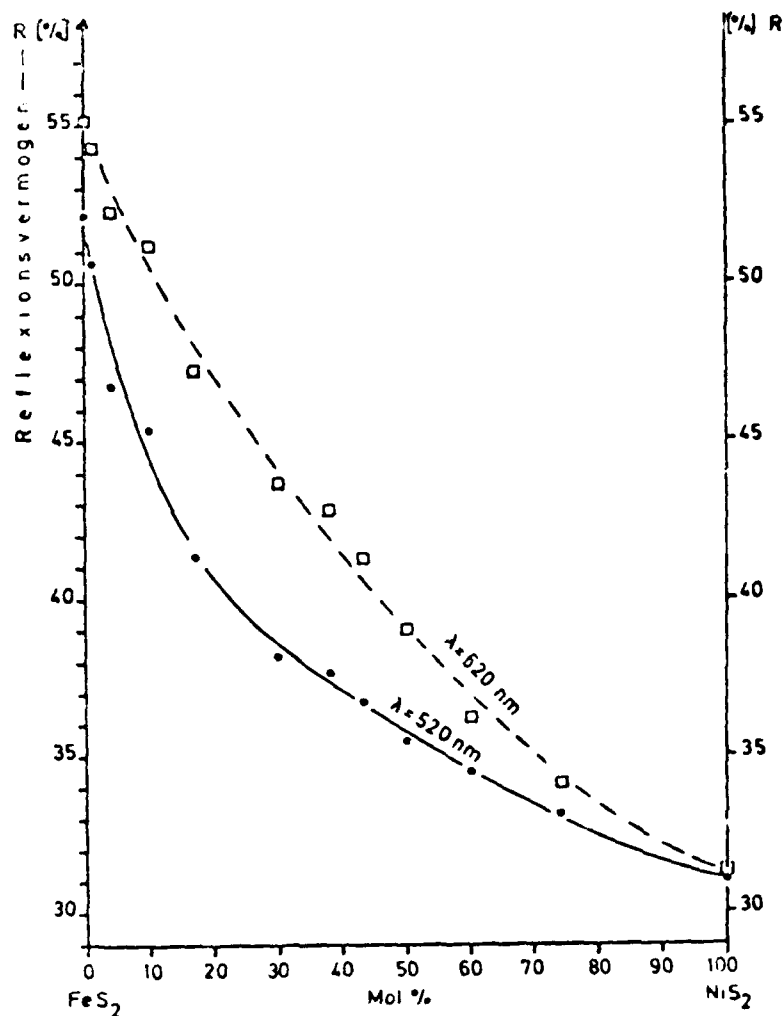
#### e. Thermal Emittance

The literature search uncovers no reference on the thermal emittance.

#### f. Thermal Reflectance

The literature search uncovers the following references: T055278 and T060195.

Typical data on the thermal reflectance of nickel disulfide as taken from T055278 are shown below.



The reflectance at  $\lambda = 520$  nm and  $\lambda = 620$  nm as a function of molar composition of  $\text{FeS}_2$ - $\text{NiS}_2$  mixed crystals ( $\text{CoS}_2$  concentration 1-2%).

#### g. Thermal Absorptance

The literature search uncovers no reference on the thermal absorptance.

#### h. Thermal Transmittance

The literature search uncovers no reference on the thermal transmittance.

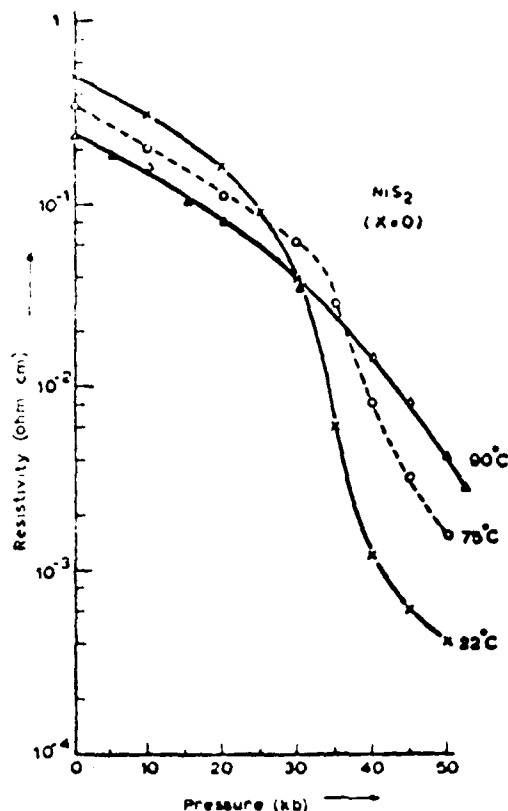
#### i. Electrical Resistivity

The literature search uncovers the following references:



T088714 E047263 E057669 E077333 E081927 E099326 E107374 A000039  
 E009475 E051115 E073435 E081191 E086262 E102516 A000038 A000040

Typical data on the electrical resistivity of nickel disulfide as taken from E047263 are shown below.



Variation of resistivity with pressure at different temperatures for single-crystal  $\text{NiS}_2$ . The transition at 22 °C occurs near 32 kb. At higher temperatures the transition occurs at higher pressures, and becomes less well-defined.

#### j. Dielectric Constant

The literature search uncovers no reference on the dielectric constant.

#### k. Absorption Coefficient

The literature search uncovers no reference on the absorption coefficient.

#### l. Refractive Index

The literature search uncovers no reference on the refractive index.

## 2.12. Samarium Monosulfide

Samarium monosulfide ( $\text{SmS}$ ) is a paramagnetic n-type semiconductor with an energy gap of 0.24 eV. It crystallizes in a face-centered cubic crystal structure of the NaCl type with a theoretical density of  $6.01 \text{ g cm}^{-3}$  and a melting point of about 2215 K.

All the monosulfides of rare-earth metals are metallic except those of samarium, europium, and ytterbium, which are nonmetallic. This is closely related to the fact that all the other rare-earth monosulfides are trivalent compounds but those of samarium, europium, and ytterbium are divalent compounds. Because of the enhanced stability of the dipositive states of samarium ( $\text{Sm}^{2+}$ ), europium ( $\text{Eu}^{2+}$ ), and ytterbium ( $\text{Yb}^{2+}$ ), the concentration of conduction electrons in their divalent monosulfides is depleted to such an extent that they become semiconductors or insulators. This fact has a direct bearing on the pressure-induced semiconductor-metal transition in samarium monosulfide discussed below.

At increasing pressure, samarium monosulfide undergoes a sharp transition from a semiconducting to a metallic state at a pressure of 6.5 kbar at room temperature with an accompanying large decrease in the atomic volume of the order of 20%. This semiconductor-metal transition is caused by the conversion under high pressure of the dipositive ions ( $\text{Sm}^{2+}$ ) to the smaller tripositive ions ( $\text{Sm}^{3+}$ ), thus rendering the change of samarium monosulfide from a divalent compound (semiconducting) to a trivalent compound (metallic). The metallic trivalent state is characterized by a golden yellow luster. At decreasing pressure, the transition pressure is about 0.8 kbar. Discontinuous changes in many physical properties of samarium monosulfide have been observed at this transition.

It has been reported that a thin layer on the surface of divalent semiconducting samarium monosulfide can be converted into the trivalent metallic state by means of internal or external stress, and small spots on this metallic surface can be reconverted back into the semiconducting state by short laser pulses [A000042]. Thin films of semiconducting samarium monosulfide can also be converted into the metallic state by means of internal stress such as that produced by surface polishing, and spots on such metallic thin films can also

be reconverted back into the semiconducting state by short laser pulses [T081396]. Application of such laser writing-reading on thin films of samarium monosulfide to the nonvolatile optical data storage has been suggested.

A systematic and exhaustive search of the world literature for the pertinent references on the thermophysical, electrical, and optical properties of samarium monosulfide has been conducted and the results are given in the following subsections. Typical data on each of the properties are also presented, if available.

#### a. Thermal Conductivity

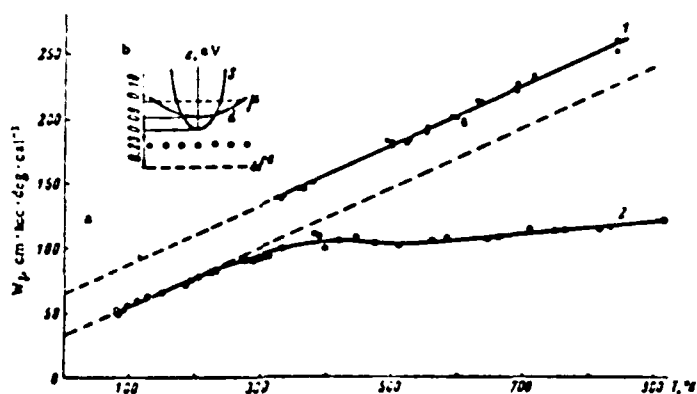
The literature search uncovers the following references:

T030066      T087584      E071576

Typical data on the thermal conductivity of samarium monosulfide as taken from T087584 are shown below.



Temperature dependence of the thermal conductivity of two SmS samples: (1) sample no. 1, (2) sample no. 2.




a) Temperature dependences of the thermal resistivity of the SmS lattice: 1) sample no. 1; 2) sample no. 2. b) Schematic representation of the conduction band of semiconducting SmS ( $m_s = 0.78 m_0$ ,  $m_d = 1.4 m_0$ ) at 500 K and the position of the Fermi level in the doped sample no. 2.

### b. Specific Heat

The literature search uncovers the following references:

T043957      T061497      T070639      T087591      T088277

Typical data on the specific heat of samarium monosulfide as taken from T070639 are shown below.



Heat capacity of SmS at approximately 15-kbar (triangles), and at zero pressure (circles).

### c. Thermal Linear Expansion

The literature search uncovers the following reference: T083829.

This document, however, does not report any numerical data but gives same qualitative information on the thermal linear expansion of samarium monosulfide, which is presented below.

An ionic model has been proposed which is capable of accounting for the temperature-induced valence transitions observed in the chemically collapsed Sm monochalcogenides. In addition, an expression has been deduced which enables the intermediate valence, corresponding to an extremum point on the volume-temperature curve, to be deduced (equation 20). This expression is largely insensitive to refinements of the basic model, depending primarily on the energy level structure of the Sm ions in their integral valence states ( $f^5$  and  $f^6$ ). The anomalous expansion (negative at low temperatures to positive at high temperatures) is largely a consequence of the ionic entropy terms in the free energy, the lattice vibrations giving a relatively small contribution. The thermal contraction at low temperature enables  $[(\partial p / \partial T)_V]$  to become very small, eventually giving rise to a first-order (or sharp second-order) transition via the same mechanism that drives the corresponding pressure induced transition in pure SmS. The positive expansion at high temperatures again makes  $[(\partial p / \partial T)_V]$  small, resulting in anomalously large thermal expansion, though now there is no singularity since  $T > T_c$ .

These conclusions will probably be applicable to other rare earth monochalcogenides under chemical pressure, although the phase transitions are expected to be less sharp.

#### d. Thermal Diffusivity

The literature search uncovers no reference on the thermal diffusivity.

#### e. Thermal Emittance

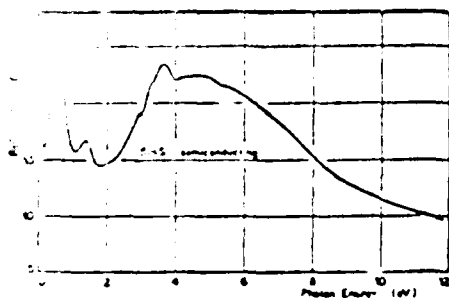
The literature search uncovers no reference on the thermal emittance.

#### f. Thermal Reflectance

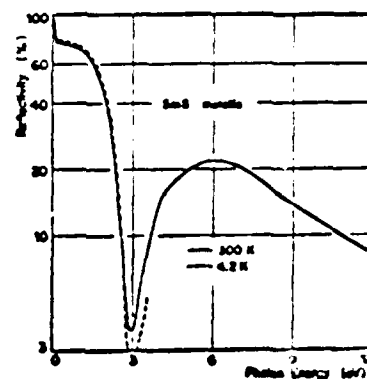
The literature search uncovers the following references:

T063258	T077034	T082161	T087820	A000041	A000044
T067832	T080393	T086126	T088206	A000042	A000045
T068556	T081396	T086127	T089892	A000043	

Typical data on the thermal reflectance of samarium monosulfide as taken from T088206 are shown below.



Reflectivity of semiconducting SmS.



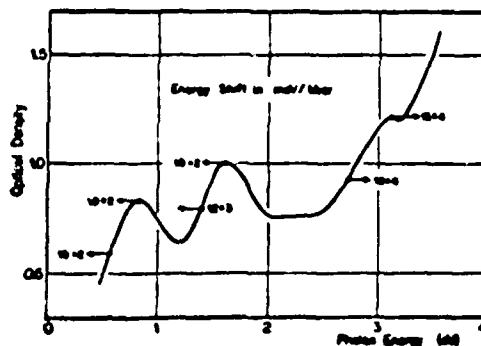
Reflectivity of metallic SmS.

#### g. Thermal Absorptance

The literature search uncovers the following references:

T084296	T087736	T088206	A000045	A000046	A000047
---------	---------	---------	---------	---------	---------

Typical data on the thermal absorptance of samarium monosulfide as taken from T088206 are shown below.



Optical density of a semiconducting SmS film.

#### h. Thermal Transmittance

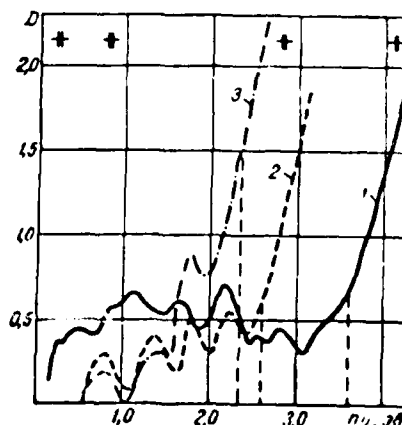
The literature search uncovers the following references:

T063258

T081396

T089892

Typical data on the thermal transmittance of samarium monosulfide as taken from T063258 are shown below.



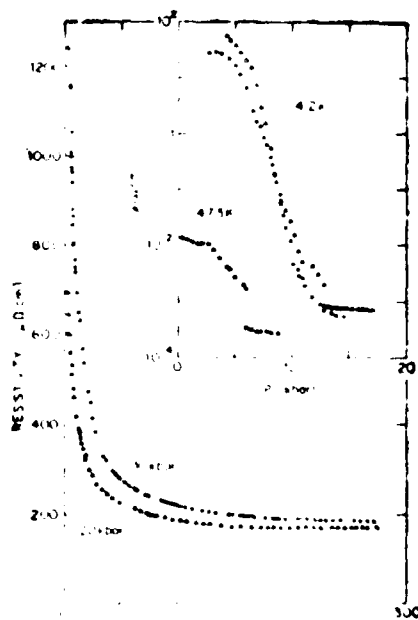
Spectra of transmission of films of SmS(1), SmSe(2), and SmTe(3).

#### 1. Electrical Resistivity

The literature search uncovers the following references:

T070639	T089953	E071576	E106953	A000055	A000063
T081079	T090081	E085576	A000048	A000056	A000064
T082161	E016920	E088286	A000049	A000057	A000065
T083643	E022419	E093158	A000050	A000058	
T086127	E033399	E100388	A000051	A000059	
T087584	E044959	E103680	A000052	A000060	
T088698	E046392	E105267	A000053	A000061	
T089693	E057706	E105281	A000054	A000062	

Typical data on the electrical resistivity of samarium monosulfide as taken from T070639 are shown below.

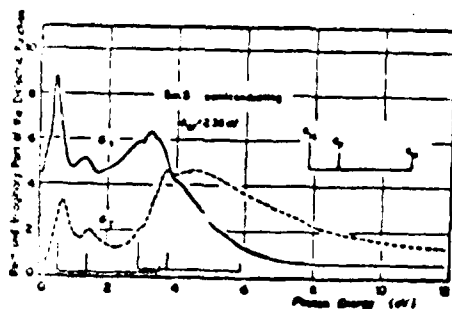


The resistivity vs temperature of SmS at 10 and 20 kbar. The inset compares the insulator-metal transition as a function of pressure at 4.2 and 473 K. The pressure transmitting medium was AgCl (circles), frozen (triangles) or liquid (squares) n-pentane isoamyl alcohol.

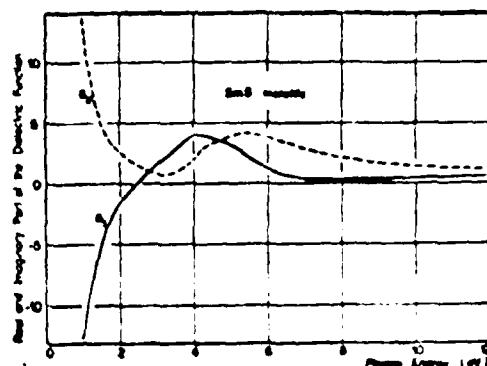
#### j. Dielectric Constant

The literature search uncovers the following reference: T088206.

Typical data on the dielectric constant of samarium monosulfide as taken from T088206 are shown below.



Dielectric function of semiconducting SmS.



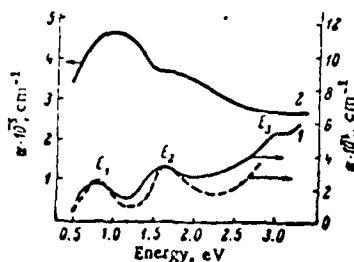
Dielectric function of metallic SmS.

#### k. Absorption Coefficient

The literature search uncovers the following references:

T068556    T068914    T083643    T084296    T087736    T088206    T089892

Typical data on the absorption coefficient of samarium monosulfide as taken from T087736 are shown below.



Absorption spectra of the semiconducting (curve 1, right-hand scale) and metallic (curve 2, left-hand scale) phases of SmS.

#### 1. Refractive Index

The literature search uncovers no reference on the refractive index.



## 3. REFERENCES

- T000442. Shimomura, K., "The Electric Conductivity and Anomalous Heat Capacity of Nickel Sulfide," J. Sci. Hiroshima Univ., A16, 319-23, 1952.
- T005622. Naylor, B.F., "High-Temperature Heat Contents of  $TiO$ ,  $Ti_2O_3$ ,  $Ti_3O_5$ , and  $TiO_2$ ," J. Amer. Chem. Soc., 68, 1077-80, 1946.
- T006664. Vest, R.W., Griffel, M., and Smith, J.F., "Electronic Specific Heat of Sodium Tungsten Bronze," USAEC Rept. ISC-899, 75 pp., 1957.
- T007001. Rossini, F.D., Cowif, P.A., Ellison, F.O., and Browne, C.C., "Properties of Titanium Compounds and Related Substances," ONR Rept. ACR 17, 448 pp., 1956.
- T007006. Glassner, A., "The Thermochemical Properties of the Oxides, Fluorides, and Chlorides to 2500 K," USAEC Rept. ANL 5750, 70 pp., 1957.
- T007830. Schomate, C.H., "Specific Heats at Low Temperatures of  $TiI$ ,  $Ti_2O_3$ ,  $Ti_3O_5$ , and  $TiN$ ," J. Amer. Chem. Soc., 68, 310-2, 1946.
- T008416. Vest, R.W., Griffel, M., and Smith, J.F., "Heat Capacity of Sodium Tungsten Bronzes from 1.8 to 4.2 K," J. Chem. Phys., 28, 293-6, 1958.
- T015923. Pemsler, J.P., "Study of Gases in Metals. A Literature Survey," USAEC Rept. NMI-98, 51 pp., 1959.
- T018112. King, E.G., "Low-Temperature Heat Capacities and Entropies at 298.15 K of Some Oxides of Gallium, Germanium, Molybdenum, and Niobium," J. Amer. Chem. Soc., 80, 1799-800, 1958.
- T018971. Nomura, S., Kawakubo, T., and Yanagi, T., "Specific Heat of  $Ti_2O_3$ ," J. Phys. Soc. Japan, 16, 706-10, 1961.
- T020317. Kusenko, F.G. and Geld, P.V., "Properties of Niobium Dioxide," Izv. Vyssh. Ucheb. Zaved. Tsvet. Met., 4, 3, 102-6, 1960.
- T022522. Burgess, G.K. and Waltenberg, R.G., "The Emissivity of Metals and Oxides. II. Measurements with the Micropyrometer," Natl. Bur. Standards Bull., 11, 591-605, 1915.
- T022749. Maydel, I., "General Formula for Calculating Atomic or Molecular Heat as Well as the Specific Heat of Elements and Their Compounds in the Solid State," Z. Anorg. Allg. Chem., 186, 289-323, 1930.

- T025326. Geld. P.V. and Kusenko, F.G., "Heat Content and Specific Heats of Niobium Oxides and Carbides at Elevated Temperatures," *Izv. Akad. Nauk SSSR, Otdel. Tekh. Nauk, Met. Toplivo*, 2, 79-86, 1960; English translation: *Russ. Met. Fuels*, 2(2), 43-5, 1960.
- T026427. Kusenko, F.G. and Geld. P.V., "Specific Heat and Variation of Isothermal-Isobaric Potential (Free Energy) in the Formation of  $\text{NbO}_2$ ," *Tr. Ural. Politekh. Inst.*, 92, 121-4, 1959.
- T027408. Kusenko, F.G. and Geld, P.V., "Thermochemistry of Niobium Oxides and Carbides," *Fiz.-Khim. Osnovy Proizv. Stali, Akad. Nauk SSSR Inst. Met. Tr. 5-OI (Pyatoi) Konf. (1959)*, 41-51, 1961.
- T029312. King, E.G. and Christensen, A.U., "High-Temperature Heat Contents and Entropies of Cerium Dioxide and Columbium Dioxide," U.S. Dept. of the Interior, Bureau of Mines Rept. BM-RI-5789, 6 pp., 1961.
- T030066. Devyatkov, E.D., Zhuze, V.P., Golubkov, A.V., Sergeeva, V.M., and Smirnov, I.A., "Thermal Conductivity of Sm, Pr, and Their Monochalcogenides," *Fiz. Tverd. Tela*, 6(2), 430-5, 1964; English translation: *Sov. Phys.-Solid State*, 6(2), 343-6, 1964.
- T035907. Schatz, E.A., Counts, C.R., III, Alvarez, G.H., and Hoppke, M.A., "Improved Radiator Coatings. Part II," U.S. Air Force Rept. ML-TDR-64-146(Pt. 2), 99 pp., 1965. [AD 468 576]
- T037717. Charap, S.H., "Anisotropic Spin-Wave Thermal Conductivity in Ferromagnets," *Phys. Rev. Lett.*, 13(7), 237-9, 1964.
- T037754. Weller, W.W. and Kelley, K.K., "Low-Temperature Heat Capacities and Entropies at 298.15 K of Sulfides of Arsenic, Germanium, and Nickel U.S. Bureau of Mines Rept. BM-RI-6511, 11 pp., 1964.
- T037867. Shanks, H.R., "The Thermal Conductivity and Seebeck Coefficient of Some Cubic Sodium Tungsten Bronzes," South Dakota School of Mines and Technology, M.S. Thesis, 67 pp., 1964. [AD 606 506]
- T038822. Vest, R.W., "Electronic Specific Heat of Sodium Tungsten Bronze," Iowa State College, Ph.D. Thesis, 89 pp., 1957.
- T039935. Barker, A.S., Jr., Verleur, H.W., and Guggenheim, H.J., "Infrared Properties of Vanadium Dioxide Above and Below the Transition," *Phys. Rev. Lett.*, 17(26), 1286-9, 1966.

AD-A128 886

THERMOPHYSICAL ELECTRICAL AND OPTICAL PROPERTIES OF  
SELECTED METAL-NONMET..(U) THERMOPHYSICAL AND  
ELECTRONIC PROPERTIES INFORMATION ANALYSIS..  
Y S TOULOUKIAN ET AL. FEB 78 CINDAS-50


2/2

UNCLASSIFIED

F/G 11/6

NL


END  
DATE  
FILMED  
APR 1978  
DHC



MICROCOPY RESOLUTION TEST CHART  
NATIONAL BUREAU OF STANDARDS-1963-A

- T040508. Teaney, D.T., "Specific Heats of Ferro- and Antiferromagnets in the Critical Region," Natl. Bur. Stand. Misc. Publ., 273, 50-7, 1966.
- T043226. Argyle, B.E., Miyata, N., and Schultz, T.D., "Magnetoelastic Behavior of Single-Crystal Europium Oxide. I. Thermal Expansion Anomaly," Phys. Rev., 160(2), 413-20, 1967.
- T043957. Golubkov, A.V. and Tikhonov, V.V., "Influence of the Multiplet Structure of  $\text{Sm}^{+2}$  on the Specific Heat of Samarium Monochalcogenides," Fiz. Tverd. Tela, 9(3), 954-6, 1967; English translation: Sov. Phys.-Solid State, 9(3), 750-1, 1967.
- T046134. Rao, K.V.K., Naidu, S.V.N., and Iyengar, L., "Thermal Expansion of Tetragonal Phase of  $\text{VO}_2$ ," J. Phys. Soc. Japan, 23(6), 1380-2, 1967.
- T046346. Thomas, R.F., "Some Precise Measurements of the Thermal Conductivity of a Polycrystalline EuO Sample," South Dakota School of Mines and Technology, M.S. Thesis, 45 pp., 1970.
- T046372. Doescher, P.O., "Heat Equation Solution for a Temperature Dependent Thermal Conductivity Suitable to EuO Near the Curie Temperature," South Dakota School of Mines and Technology, M.S. Thesis, 57 pp., 1970.
- T046947. Foex, M. and Loriers, J., "Changes in Expansion and Electrical Conductivity of Titanium Sesquioxide Near 200 C," Compt. Rend., 226, 901-3, 1948.
- T047036. Cason, J.L., Jr., "Thermal Conductivity Measurements of EuO Across the Curie Point," South Dakota School of Mines and Technology, M.S. Thesis, 85 pp., 1967. [AD 659 181]
- T047677.. Baxter, G.P. and Wallace, C.C., "The Densities and Cubical Coefficients of Expansion of the Halogen Salts of Sodium, Potassium, Rubidium and Cesium," J. Amer. Chem. Soc., 38, 259-66, 1916.
- T047793. Patterson, J.D., Chen, P.C.Y., and Broz, A.L., "Pade Approximant Estimates of the Magnetic Properties of Europium Oxide and Europium Sulfide," J. Appl. Phys., 39(3), 1629-33, 1968.
- T049274. Hyland, G.J., "On the Electronic Phase Transitions in the Lower Oxides of Vanadium," Proc. Phys. Soc. (London), C1(1), 189-207, 1968.
- T049323. Rao, C.N.R., Loehman, R.E., and Honig, J.M., "Crystallographic Study of the Transition in  $\text{Ti}_2\text{O}_3$ ," Phys. Lett., A27(5), 271-3, 1968.

- T049482. Verleur, H.W., "Determination of Optical Constants from Reflectance or Transmittance Measurements on Bulk Crystals or Thin Films," J. Opt. Soc. Amer., 58(10), 1356-64, 1968.
- T049963. Verleur, H.W., Baker, A.S., Jr., and Berglund, C.N., "Optical Properties of VO<sub>2</sub> Between 0.25 and 5 eV," Phys. Rev., 172(3), 788-98, 1968.
- T050067. Dimmock, J.O., Hurwitz, C.E., and Reed, T.B., "Infrared Transmission, Magnetic Birefringence, and Faraday Rotation in EuO," Appl. Phys. Lett., 14(2), 49-51, 1969. [AD 689 886]
- T051134. Konantz, M.L., "Thermal Conductivity and Electrical Resistivity Measurements of Europium Oxide Across the Curie Temperature in a Magnetic Field," South Dakota School of Mines and Technology, M.S. Thesis, 65 pp., 1968. [AD 672 773]
- T051781. Mokerov, V.G. and Rakov, A.V., "Investigation of the Reflection Spectra of Vanadium Dioxide Single Crystals at the Semi-Conductor-Metal Phase Transition," Fiz. Tverd. Tela, 10(5), 1556-7, 1968; English translation: Sov. Phys.-Solid State, 10(5), 1231-2, 1968.
- T051827. Berglund, C.N. and Guggenheim, H.J., "Electronic Properties of VO<sub>2</sub> Near the Semiconductor-Metal Transition," Phys. Rev., 185(3), 1022-33, 1969.
- T052323. Broz, A.L., "A Pade Approximant Analysis of a Power Series by Wojtoxicz Describing the Magnetic Specific Heat of the Rueropium Chalcogenides," South Dakota School of Mines and Technology, M.S. Thesis, 36 pp., 1967.
- T052477. Haschke, J.M. and Eick, H.A., "The Vaporization Thermodynamics of Europium Monoxide," J. Phys. Chem., 73(2), 374-7, 1969.
- T052700. Busch, G. and Levy, F., "Magnetostriction of Exchange in Europium Oxide," Phys. Lett., A27(1), 37-8, 1968.
- T052868. Kirchner, H.P. and Gruver, R.M., "Strengthening Oxides by Reduction of Crystal Anisotropy," Linden Laboratories, Inc. Tech. Rept. No. 1, 65 pp., 1967. [AD 661 469]
- T052954. Lavrentev, V.I. and Gerasimov, Ya.I., "Niobium. Physicochemical Properties of Its Compounds and Alloys. I. Thermochemical Properties," At. Energy Rev., Spec. Issue No. 2, 7-44, 1968.

- T053424. Morris, R.G. and Cason, J.L., Jr., "Thermal Conductivity of Europium Oxide (EuO) Across the Curie Temperatures," *Helv. Phys. Acta*, 41(6/7), 1045-51, 1968. [AD 682 153]
- T053775. Kirchner, H.P., "Thermal Expansion Anisotropy of Oxides and Oxide Solid Solutions," *J. Amer. Ceram. Soc.*, 52(7), 379-86, 1969.
- T053803. Feinleib, J., Scouler, W.J., Dimmock, J.O., Hanus, J., Reed, T.B., and Pidgeon, C.R., "Spin-Polarized Splittings in the Temperature-Dependent Reflectance of Europium Oxide," *Phys. Rev. Lett.*, 22(25), 1385-8, 1969.
- T053995. Axe, J.D., "Infrared Dielectric Dispersion in Divalent Europium Chalcogenides," *J. Phys. Chem. Solids*, 30(6), 1403-6, 1969.
- T054069. Mirlin, D.N., "Absorption Spectrum of Vanadium Dioxide Below the Semiconductor-Metal Transition Point," *Fiz. Tverd. Tela*, 10(12), 3697-9, 1968; English translation: *Sov. Phys.-Solid State*, 10(12), 2938-9, 1969.
- T054691. Mokerov, V.G. and Rakov, A.V., "Optical Properties and Band Structure of Vanadium Dioxide and Pentoxide Single Crystals," *Fiz. Tverd. Tela*, 11(1), 197-200, 1969; English translation: *Sov. Phys.-Solid State*, 11(1), 150-2, 1969.
- T054791. Grant, P.M. and Suits, J.C., "Reflectivity and Band Structure of Europium Oxide," *Appl. Phys. Lett.*, 14(5), 172-4, 1969.
- T055037. Ahn, K.Y., "Influence of Trivalent Rare-Earth Oxide Layer on Kerr Effects in Europium Oxide Films," *J. Appl. Phys.*, 40(8), 3193-5, 1969.
- T055278. Demirsoy, S., "Effect of Chemical Composition on the Spectral Reflection Function and Microindentation Hardness in the Iron Sulfide (FeS<sub>2</sub>)-Nickel Sulfide (NiS<sub>2</sub>)-Cobalt Sulfide (CoS<sub>2</sub>) System of Natural Bravoite Crystal Zones," *Neues Jahrb Mineral Monatsh*, 7, 323-33, 1969.
- T055571. Foex, M., "Dilatometric and Electric Studies of the Anomaly of Vanadium Sesquioxide at Low Temperatures," *Compt. Rend.*, 223, 1126-8, 1946.
- T055710. Dickens, P.G., Quilliam, R.M.P., and Whittingham, M.S., "Reflectance Spectra of the Tungsten Bronzes," *Mat. Res. Bull.*, 3(12), 941-50, 1968.
- T056221. Sigrid, F., Arne, K., and Andresen, A.F., "Magnetic Properties of Cobalt Selenide (CoSe<sub>2</sub>), Nickel Sulfide (NiS<sub>2</sub>), and Nickel Selenide (NiSe<sub>2</sub>)," *Acta Chem. Scand.*, 23(7), 2325-35, 1969.

- T056363. Morris, R.G. and Redin, R.D., "Thermal Conductivity Measurements of Semi-Conductors," AD 698 154, 13 pp., 1969.
- T057628. Martin, J.J. and Shanks, H.R., "Thermal Conductivity of Some Cubic Sodium Tungsten Bronzes," Proceedings of the Ninth Conference on Thermal Conductivity, Iowa State University (1969), 234-8, 1970.
- T058291. Henderson, A.J., Jr., Brown, G.R., Reed, T.B., and Meyer, H., "Specific Heat of Europium Oxide," J. Appl. Phys., 41(3), 946-7, 1970.
- T058738. Pidgeon, C.R., Feinleib, J., and Scouler, W.J., "Optical Reflectance Study of Magnetic Ordering Effects in EuO, EuS, EuSe, and EuTe," IBM J. Res. Develop., 14(3), 309-11, 1970.
- T058775. Consadori, F. and Stella, A., "Optical Reflectivity of Nonstoichiometric Sodium Tungstate," Lett. Nuovo Cimento, 3(18), 600-3, 1970.
- T059658. Redin, R.D., "Low-Temperature Thermal Conductivity Measurements in Semiconductors. Final Report," AD 707 749, 22 pp., 1970.
- T059918. Foex, M., Jaffray, J., Goldshtaub, S., Lyand, R., Wey, R., and Wucher, J., "Study of the Development of Some Properties of Vanadium Oxide in the Neighborhood of Its Transformation Temperatures," J. Rech. Cent. Nat. Rech. Sci., 4(21), 237-59, 1952.
- T060195. Burns, R.G. and Vaughan, D.J., "Interpretation of the Reflectivity Behavior of Ore Minerals," Amer. Mineral, 55(9), 1576-86, 1970.
- T060288. Hazony, Y. and Perkins, H.K., "Electronic Structure and Anomalous Thermal Expansion in Iron Difluoride and Vanadium Dioxide," J. Appl. Phys., 41(13), 5130-1, 1970.
- T060300. Scott, J.F., Leheny, R.F., Remeika, J.P., and Sweedler, A.R., "Raman Study of Metallic Tungsten Bronzes," Phys. Rev. B, 2(10), 3883-7, 1970.
- T060489. McWhan, D.B. and Remeika, J.P., "Metal-Insulator Transition in  $(V_{1-x}Cr_x)_2O_3$ ," Phys. Rev. B, 2(9), 3734-50, 1970.
- T060491. Andres, K., "Observation of Nuclear Specific Heat in  $V_2O_3$ ," Phys. Rev. B, 2(9), 3768-71, 1970.
- T061280. Borisov, B.S., Koretskaya, S.T., Mokerov, V.G., Rakov, A.V., and Solovov, S.G., "Electrical and Optical Properties of Vanadium Oxide Near the Semiconductor-Semimetal Transition Point," Fiz. Tverd. Tela, 12(8), 2209-16, 1970; English translation: Sov. Phys.-Solid State, 12(8), 1763-9, 1971.



- T061288. Skorniyakov, G.P., Samokhvalov, A.A., and Chukina, T.P., "Influence of Temperature and Magnetic Field on the Optical Transmission of a Europium Oxide Single Crystal," *Fiz. Tverd. Tela*, 12(8), 2442-4, 1970; English translation: *Sov. Phys.-Solid State*, 12(8), 1952-4, 1971.
- T061497. Fenochka, B.V., Gordienko, S.P., and Fesenko, V.V., "Thermodynamic Functions of Gaseous Monosulphides of Rare-Earth Elements," *Zh. Fiz. Khim.*, 44(8), 2033-6, 1970; English translation: *Russ. J. Phys. Chem.*, 44(8), 1150-2, 1970.
- T061741. Zeiger, H.J., Kaplan, T.A., and Raccach, P.M., "Semiconductor-Metal Transition in Titanium Oxide," *Phys. Rev. Lett.*, 26(21), 1328-31, 1971.
- T062741. Zhuze, V.P., Lukirskii, D.P., and Startsev, G.P., "Reflectivity of the Metallic Phase of Vanadium Sesquioxide," *Fiz. Tverd. Tela*, 13(1), 317-9, 1971; English translation: *Sov. Phys.-Solid State*, 13(1), 260-1, 1971.
- T062817. Suits, J.C. and Lee, K., "Giant Magneto-Optical Kerr Effect in Europium Oxide," *J. Appl. Phys.*, 42(8), 3258-60, 1971.
- T063258. Ivanchenko, L.A., Lashkarev, G.V., Paderno, Yu.B., Drozdova, S.V., Obolonchik, V.A., Yarembash, E.I., and Golnik, V.F., "Optical Study of Samarium Monochalcogenides," *Ukr. Fiz. Zh.*, 16(3), 510-2, 1971.
- T063516. Pearson, A.D., "Studies on the Lower Oxides of Titanium," *J. Phys. Chem. Solids*, 5, 316-27, 1958.
- T063535. McWhan, D.B., Remeika, J.P., Rice, T.M., Brinkman, W.F., Maita, J.P., and Menth, A., "Electronic Specific Heat of Metallic Titanium-Doped Vanadium Sesquioxide," *Phys. Rev. Lett.*, 27(14), 941-3, 1971.
- T064004. Sjostrand, M.E. and Keesom, P.H., "Contribution to the Low-Temperature Specific Heat of Vanadium-Doped Titanium Sesquioxide by a One Dimensional Electron Gas," *Phys. Rev. Lett.*, 27(21), 1434-5, 1971.
- T064339. Whiteman, A.E. and Martin, J.J., "Thermal Conductivity of Cubic Sodium Tungsten Bronzes," *J. Phys. Chem. Solids*, 32(9), 2223-9, 1971.
- T064771. Oliver, M.R., Dimmock, J.O., McWhorter, A.L., and Reed, T.B., "Conductivity Studies in Europium Oxide," *Phys. Rev. B*, 5(3), 1078-98, 1972.
- T065581. Marezio, M., McWhan, D.B., Remeika, J.P., and Dernier, P.D., "Structural Aspects of the Metal-Insulator Transitions in Chromium Doped Vanadium Dioxide," *Phys. Rev. B*, 5(7), 2541-51, 1972.

- T065719. Valiev, K.A., Kopaev, Yu.V., Mokerov, V.G., and Rakov, A.V., "Electronic Structure and Phase Transitions in Lower Vanadium Oxides in an Electric Field," *Zh. Eksp. Teor. Fiz.*, 60(6), 2175-87, 1971; English translation: *Sov. Phys. JETP*, 33(6), 1168-74, 1971.
- T065761. Derbenwick, G.F., "Photoemission and Optical Studies of Strontium Titanium Oxide, Titanium Dioxide, and Vanadium Oxide," Stanford University, Electronics Laboratory Report, 218 pp., 1970. [AD 715 736]
- T065831. Neuberger, M., "Data Compilation on Vanadium Oxides," Electronic Properties Information Center Rept. EPIC-IR-79, 67 pp., 1971. [AD 734 596]
- T065865. Sjostrand, M.E. and Keesom, P.H., "Anomalous Behavior of the Low Temperature Specific Heat of Vanadium Doped Titanium Sesquioxide," *Phys. Lett.*, A39(2), 147-9, 1972.
- T065924. Rao, K.V.K., "Thermal Expansion of Crystals," *Phys. Solid State*, 415-26, 1969.
- T065989. Gavini, A. and Kwan, C.C.Y., "Optical Properties of Semiconducting Vanadium Dioxide Films," *Phys. Rev. B*, 5(8), 3138-43, 1972.
- T066154. Loehman, R.E., "Crystallographic and Transport Studies of the Titanium Oxide-Vanadium Oxide and Titanium Sesquioxide-Vanadium Sesquioxide," Purdue University, Ph.D. Thesis, 147 pp., 1969.
- T066676. Trahan, J. and Goodrich, R.G., "Heat Capacity of Hexagonal NiS: Metal-Nonmetal Transition," *Phys. Rev. B*, 6(1), 1-9-203, 1972.
- T067524. Shafer, M.W., Torrance, J.B., and Penney, T., "Correlations of Infrared Absorption, Conductivity, and Stoichiometry in Europium Oxide. New Phase Diagram," *AIP Conf. Proc.*, 5(Pt. 2), 840-4, 1972.
- T067613. Kozyreva, M.S., Novikov, V.N., and Tallerchik, B.A., "Optical Properties of Vanadium Sesquioxide in the Region of the Phase Transition," *Fiz. Tverd. Tela*, 14(3), 749-53, 1972; English translation: *Sov. Phys.-Solid State*, 14(3), 639-43, 1972.
- T067615. Andreev, A.A., Smirnov, I.A., Parfeneva, L.S., and Shumilova, L.N., "Transport Coefficients of Nickel Sulfide in a Phase Transition Region," *Fiz. Tverd. Tela*, 14(3), 828-31, 1972; English translation: *Sov. Phys.-Solid State*, 14(3), 706-9, 1972.

- T067832. Kirk, J.L., Vedam, K., Narayanamurti, V., Jayaraman, A., and Bucher, F., "Direct Optical Observation of the Semiconductor-to-Metal Transition in Samarium Sulfide Under Pressure," *Phys. Rev. B*, 6(8), 3023-6, 1972.
- T067882. Salje, E. and Hoppmann, G., "New Color Type Among Electrically Conducting Crystals," *Naturwissenschaften*, 59(6), 270, 1972.
- T067934. McWhorter, A.L., "Solid State Research," Massachusetts Institute of Technology, Lincoln Lab. Rept. ESD-TR-71-247, 68 pp., 1971. [AD 731 547]
- T068016. Kirchner, H.P., "Effects of Thermal Expansion on the Mechanical Properties of Single Phase Ceramics and Oxide Single Crystals," *AIP Conf. Proc.*, 3, 269-77, 1972.
- T068079. Samokhvalov, A.A., Skorniyakov, G.P., Loshkareva, N.N., Birkle, G.V.B., Simonova, M.I., and Chukina, T.P., "Reflection of Europium Gadolinium Oxide Single Crystals in the Visible and Infrared Spectra," *Fiz. Tverd. Tela*, 14(5), 1369-73, 1972; English translation: *Sov. Phys.-Solid State*, 14(5), 1177-80, 1972.
- T068160. Shveikin, G.P., Gazuev, G.V., and Perelyaev, V.A., "Infrared Spectra of Solid Solutions of Scandium Oxide with Titanium (III) and Vanadium (III) Oxides," *Zh. Neorg. Khim.*, 17(1), 20, 1972; English translation: *Russ. J. Inorg. Chem.*, 17(1), 9-10, 1972.
- T068556. Lashkarev, G.V. and Ivanchenko, L.A., "Optical Absorption in Amorphous Semiconductors Samarium Sulfide, Samarium Selenide, and Samarium Telluride," *J. Non-Cryst. Solids*, 8(10), 670-5, 1972.
- T068914. Holtzberg, F. and Torrance, J.B., "Optical Excitations in Samarium Sulfide, Samarium Selenide and Samarium Telluride and Their Relation to the Semiconductor-Metal Transition," *AIP Conf. Proc.*, 5(Pt. 2), 860-4, 1972.
- T069203. Khlyustov, V.G., Borukhovich, A.S., and Perelyaev, V.A., "Heat of Semiconductor-Metal Phase Transition in Vanadium Trioxide," *Fiz. Tverd. Tela*, 14(7), 2142-4, 1972; English translation: *Sov. Phys.-Solid State*, 14(7), 1848-9, 1973.
- T069622. McWhan, D.B., Menth, A., Remeika, J.P., Brinkman, W.F., and Rice, T.M., "Metal-Insulator Transitions in Pure and Doped Vanadium Sesquioxide," *Phys. Rev. B*, 7(5), 1920-31, 1973.

- T069659. Paukov, I.E. and Berezovskii, G.A., "Thermodynamic Properties of Titanium and Vanadium Oxides at Low Temperatures. I. Heat Capacity, Entropy, and Enthalpy of Titanium Oxide in the Range 12-305 K," Zh. Fiz. Khim., 46(10), 2683, 1972; English translation: Russ. J. Phys. Chem., 46(10), 1538-9, 1972.
- T069722. Shafer, M.W., Torrance, J.B., and Penney, T., "Relation of Crystal Growth Parameters of the Stoichiometry of Europium(II) Oxide as Determined by IR and Conductivity Measurements," J. Phys. Chem. Solids, 33(12), 2251-66, 1972.
- T069855. Teaney, D.T. and Moruzzi, V.L., "Specific Heats of Pure Europium Oxide and Europium Sulfide and Impure Europium and Barium," Colloq. Int. Cent. Nat. Rech. Sci., 180, 131-48, 1970.
- T069951. Martin, J.J. and Dixon, G.S., "Thermal Transport in Europium Oxide," Phys. Status Solidi, B54(2), 707-12, 1972.
- T070144. McWhan, D.B., Remeika, J.P., Bader, S.D., Triplett, B.B., and Phillips, N.E., "Heat Capacity of Metallic Vanadium Sesquioxide," Phys. Rev. B, 7(7), 3079-83, 1973.
- T070202. Sjostrand, M.E. and Keesom, P.H., "Low-Temperature Specific Heat of Metallic Vanadium Doped Titanium Sesquioxide," Phys. Rev. B, 7(8), 3558-68, 1973.
- T070363. Guntherodt, G. and Wachter, P., "Kramers-Kronig Analysis and Magneto-reflectance of Europium Chalcogenides," AIP Conf. Proc., 10(Pt. 2), 1284-9, 1972.
- T070639. Bader, S.D., Phillips, N.E., and McWhan, D.B., "Heat Capacity and Resistivity of Metallic Samarium Sulfide at High Pressure," Phys. Rev., 7(10), 4686-8, 1973.
- T070653. Barros, H.L.D.C., "Heat Capacity Measurements on Pure Titanium Sesquioxide, Vanadium-Doped Titanium Sesquioxide, Vanadium Sesquioxide," Purdue University, M.S. Thesis, 69 pp., 1972.
- T070694. Eklund, P.C. and Van Zandt, L.L., "Consequences of One Dimensional Electron Energy Bands," Phys. Lett., A42(3), 237-9, 1972.
- T070696. Chi, T.C. and Sladek, R.J., "Elastic Constants and the Electrical Transition in Titanium Sesquioxide," Phys. Rev. B, 7(12), 5080-5, 1973.

- T070698. Barros, H.L., Chandrashekhar, G.V., Chi, T.C., Honig, J.M., and Sladek, R.J., "Specific Heat of Single-Crystal Undoped and Vanadium-Doped Titanium Sesquioxide," *Phys. Rev. B*, 7(12), 5147-52, 1973.
- T070838. Chandrashekhar, G.V., Barros, H.L.C., and Honig, J.M., "Heat Capacity of Vanadium Dioxide Single Crystals," *Mat. Res. Bull.*, 8(4), 369-74, 1973.
- T071059. Eckert, L.J. and Bradt, R.C., "Thermal Expansion of Corundum Structure Titanium Sesquioxide and Vanadium Sesquioxide," *J. Appl. Phys.*, 44(8), 3470-2, 1973.
- T071313. Guentherodt, G. and Wachter, P., "Infrared Reflectivity and Coupled Modes in Gadolinium Doped Europium(22) Oxide," *Solid State Commun.*, 12(9), 897-900, 1973.
- T071391. Sjostrand, M.E.C., "Low-Temperature Specific Heat of Vanadium-Doped Titanium Oxide," Purdue University, Ph.D. Thesis, 112 pp., 1972.
- T071595. Kornblit, A., Ahlers, G., and Buehler, E., "Heat Capacity of Rubidium Trifluoromanganate(II) and Europium(II) Oxide Near the Magnetic Phase Transitions," *Phys. Lett.*, A43(6), 531-2, 1973.
- T071601. Kerimov, I.G., Aliev, N.G., Valiev, L.M., Rustamov, A.G., Babaev, S.Kh., and Kurbanov, M.M., "Thermal Expansion of Nickel Chalcogenides," *Phys. Status Solidi*, B57(2), K131-4, 1973.
- T071829. Llinares, C., Montell, E., Bordure, G., and Paparoditis, "Magnetic Order Effect on Optical Absorption and Photoconductivity in Europium(II) Oxide Thin Films," *Solid State Commun.*, 13(2), 205-8, 1973.
- T071973. Slyusar, N.P., Kirvorotenko, A.D., Fomichev, E.N., Kalashnik, A.A., and Bondarenko, V.P., "Experimental Investigation of the Enthalpy of Titanium Oxide in the Temperature Range 500-2000 K," *Teplofiz. Vys. Temp.*, 11(1), 213-5, 1973; English translation: *High Temp.*, 11(1), 190-2, 1973.
- T072034. Aliev, N.G., Valiev, L.M., Kerimov, I.G., Rustamov, A.G., Babaev, S.Kh., and Kurbanov, M.M., "Thermal Expansion of Nickel Sulfide," *Fiz. Tverd. Tela*, 15(5), 1631-2, 1973; English translation: *Sov. Phys.-Solid State*, 15(5), 1099, 1973.

- T072429. Lynch, D.W., Rosei, R., Weaver, J.H., and Olson, C.G., "Optical Properties of Some Alkali Metal Tungsten Bronzes from 0.1 to 38 eV," J. Solid State Chem., 8(3), 252, 1973.
- T072883. Rao, A.S. and Bichile, G.K., "Thermal Expansion of Strontium Nitrate," Indian J. Pure Appl. Phys., 11(5), 368, 1973.
- T072937. Hearn, C.J., "Anomalous Thermal Expansion of Vanadium Dioxide Crystals with the Rutile Structure," Solid State Commun., 13(8), 1139-41, 1973.
- T073401. Salamon, M.B., "Dipolar-Dominated Critical Behavior of Europium Oxide," Solid State Commun., 13(10), 1741-5, 1973.
- T073787. Lederman, F.L., Salamon, M.B., and Shacklette, L.W., "Experimental Verification of Scaling and Test of the Universality Hypothesis from Specific-Heat Data," Phys. Rev. B, 9(7), 2981-8, 1974.
- T073788. Schoenes, J. and Wachter, B., "Exchange Optics in Gadolinium-Doped Europium(II) Oxide," Phys. Rev. B, 9(7), 3097-105, 1974.
- T073790. Bevolo, A.J., Shanks, H.R., Sidles, P.H., and Danielson, G.C., "Heat Capacity of Hexagonal Tungsten Bronzes," Phys. Rev. B, 9(8), 3220-8, 1974.
- T073993. Honig, J.M., Chandrashekhar, G.V., and Sinha, A.P.B., "Reexamination of the High-Temperature Resistivity Anomaly in (Chromium-Vanadium Oxide  $((C_{0.01}V_{0.99})_2O_3)$ )," Phys. Rev. Lett., 32(1), 13-15, 1974.
- T074517. Krishna Rao, K.V., "Thermal Expansion and Crystal Structure," AIP Conf. Proc., 17, 219-30, 1974.
- T074700. McWhan, D.B., Marezio, M., Remeika, J.P., and Dernier, P.D., "X-Ray Diffraction Study of Metallic Vanadium Oxide," Phys. Rev. B, 10(2), 490-5, 1974.
- T074708. Barker, A.S., Jr. and Remeika, J.P., "Infrared Band Gap at the Metal-Nonmetal Transition in Nickel Sulfide," Phys. Rev. B, 10(3), 987-94, 1974.
- T074970. Salamon, M.B., Garnier, P.R., Golding, B., and Buehler, E., "Simultaneous Measurement of the Thermal Diffusivity and Specific Heat Near Phase Transitions," J. Phys. Chem. Solids, 35(7), 851-9, 1974.

- T075808. McMasters, O.D., Gschneidner, K.A., Jr., Kaldis, E., and Sampietro, G., "High Temperature Enthalpies and Standard Gibbs Free Energies of Formation of the Europium Chalcogenides: Europium Oxide, Europium Sulfide, Europium Selenide and Europium Telluride," *J. Chem. Thermodyn.*, 6(9), 845-57, 1974.
- T075926. Guentherodt, G., "Optical Properties and Electronic Structure of Europium Chalcogenides," *Phys. Condens. Matter*, 18(1), 37-78, 1974.
- T076435. Terukov, E.I. and Chudnovskii, F.A., "Semiconductor-Semiconductor Phase Transition in Vanadium Oxide," *Fiz. Tverd. Tela Poluprov.*, 8(6), 1226-7, 1974; English translation: *Sov. Phys. Semicond.*, 8(6), 797, 1974.
- T076595. Coey, J.M.D. and Brusetti, R., "Heat Capacity of Nickel Sulfide and Its Semimetal-Metal Transition," *Phys. Rev. B*, 11(2), 671-7, 1975.
- T076720. Ohtani, T., Adachi, K., Kosuge, K., and Kachi, S., "Specific Heat of Hexagonal Nickel(II) Sulfide at Low Temperature," *J. Phys. Soc. Jap.*, 36(5), 1489, 1974.
- T077034. Skorniyakov, G.P., Grizik, A.A., Ponomarev, N.M., and Chukina, T.P., "Optical Investigation of Certain Sulphides of Lanthanum and Samarium in Infrared Region," *Zh. Prikl. Spektrosk.*, 17(5), 814-8, 1972; English translation: *J. Appl. Spectrosc. (USSR)*, 17(5), 1426-9, 1972.
- T077651. Kornblit, A. and Ahlers, G., "Heat Capacity of Europium Oxide Near the Curie Temperature," *Phys. Rev. B*, 11(7), 2678-88, 1975.
- T077679. Balberg, I. and Trokman, S., "High Contrast Optical Storage in Vanadium Dioxide Films," *J. Appl. Phys.*, 46(5), 2111-9, 1975.
- T077689. Pak, V.N., "Position of the Fundamental Absorption Edge of Crystalline Titanium Dioxide," *Fiz. Tverd. Tela*, 16(10), 3127-8, 1974; English translation: *Sov. Phys.-Solid State*, 16(10), 2023, 1975.
- T077803. Zeiger, H.J., "Unified Model of the Insulator-Metal Transition in Titanium Oxide and the High Temperature Transition in Vanadium Oxide," Massachusetts Institute of Technology, Lexington Lincoln Lab. Rept. ESD-TR-74-245, 44 pp., 1974. [AD A001 546]
- T078158. Fujieda, S., "Spectrophotometric Study of Tetragonal Tungsten Bronze ( $\text{Na}_{x-y}\text{K}_y\text{WO}_3$ ) Crystals," *Nat. Sci. Rep. Ochanomizu Univ.*, 25(1), 35-43, 1974.

- 10/9065. Guseinov, N.G., "Magnetic Contribution to the Thermal Expansion in Antiferromagnetic Crystals," *Izv. Akad. Nauk Azerb. SSR, Ser. Fiz.-Tekhn. i Mat. Nauk*, 4, 76-81, 1974.
- T079099. Sinha, A.P.B., Chandrashekhar, G.V., and Honig, J.M., "On the Mechanism of Electron Transport in Cr-Doped  $V_2O_3$ ," *J. Solid State Chem.*, 12(3-4), 402-5, 1975.
- T079100. Shin, S.H., Pollak, F., Halpern, T., and Raccach, P.M., "Reflectivity, Resonance Raman Scattering and Energy Level Structure in  $Ti_2O_3$ ," *J. Solid State Chem.*, 12(3-4), 407, 1975.
- T079628. Shin, S.H., Pollak, F.H., Halpern, T., and Raccach, P.M., "Resonance Raman Scattering in Titanium Oxide in the Range 1.8-2.7 eV," *Solid State Commun.*, 16(5), 687-90, 1975.
- T079928. Chandrashekhar, G.V. and Sinha, A.P.B., "High Temperature X-Ray Diffraction Studies on Cr-Doped  $V_2O_3$ ," *Mater. Res. Bull.*, 9(6), 787-98, 1974.
- T080104. Shtorch-Shuker, P., "Plasma Frequency of Vanadium(III) Oxide," *Phys. Status Solidi*, A27(2), 575-80, 1975.
- T080382. Ahlers, G. and Kornblit, A., "Universality of the Specific Heat of Heisenberg Magnets Near the Critical Temperature," *Phys. Rev. B*, 12(5), 1938-46, 1975.
- T080383. Barmatz, M., Hohenberg, P.C., and Kornblit, A., "Scaled-Equation-of-State Analysis of the Specific Heat in Fluids and Magnets Near Critical Point," *Phys. Rev. B*, 12(5), 1947-68, 1975.
- T080393. Volkonskaya, T.I., Shelykh, A.I., Bzhalava, T.L., Shul'man, S.G., Zhukova, T.B., and Smirnov, I.A., "New Data on the Existence of a Metallic Phase of Samarium Monosulfide, Stable at Atmospheric Pressure," *Fiz. Tverd. Tela*, 17(4), 1172-3, 1975; English translation: *Sov. Phys.-Solid State*, 17(4), 751, 1975.
- T080418. Dietrich, O.W., Henderson, A.J., Jr., and Meyer, H., "Spin Wave Analysis of Specific Heat and Magnetization in Europium Oxide and Europium Sulfide," *Phys. Rev. B*, 12(7), 2844-55, 1975.



- T080779. Loeftgren, K.E., Tuomi, T., and Stubb, T., "Modulated Reflectance Spectra of Europium Chalcogenides," Proc. Intern. Conf. Phys. Semicond., 12th, 885-8, 1974.
- T081079. Jayaraman, A., Dernier, P.D., and Longinotti, L.D., "Valence Electron Transition in Rare-Earth Monochalcogenides Induced by Pressure, Alloying, and Temperature," High Temp.-High Pressures, 7(1), 1-28, 1975.
- T081116. Wenger, L.E. and Keesom, P.H., "Low Temperature Specific Heat of (Vanadium Chromium) Oxide and (Vanadium Aluminum) Oxide," Phys. Rev. B, 12(11), 5288-96, 1975.
- T081396. Pohl, D.W. and Holtzberg, F., "Laser Writing-Reading with SmS Thin Films," Appl. Opt., 14(5), 1060-1, 1975.
- T081785. Whittingham, M.S. and Huggins, R.A., "Transport Properties of Inorganic Bronzes," Fast Ion Transp. Solids, Solid State Batteries Devices, Proc. NATO Adv. Study Inst., 645-52, 1972.
- T082161. Guntherodt, G. and Holtzberg, F., "Optical Studies of Semiconductor to Metal Transition in Samarium(II) Yttrium Sulfide ( $\text{Sm}_{1-x}\text{Y}_x\text{S}$ )," AIP Conf. Proc., 24, 36-7, 1974.
- T082219. Polackzowa, E. and Polaczek, A., "Cubic Tungsten Bronzes of Sodium and Rare Earth Metals. Structural Problems and Magnetic Properties," Pr. Kom. Ceram., Ceram., Pol. Akad. Nauk, 21, 29-44, 1974.
- T082265. Smith, F.A. and Hughes, A.E., "Preparation and Properties of Vanadium Dioxide Films," Atomic Energy Research Establishment, Harwell, England, Rept. AERE-R-7958, 8 pp., 1975.
- T082399. Begishev, A.R., Mokerov, V.G., Rakov, A.V., and Ryabinin, I.V., "Hysteresis of the Temperature Dependence of Light Transmission Coefficient in Thin Vanadium Dioxide Films During the Semiconductor-Metal Phase Transition," Mikroelektronika (Akad. Nauk SSSR), 4(4), 370-2, 1975.
- T082706. Inaba, H. and Natio, K., "Specific Heat Measurement of Cubic Sodium Tungsten Bronzes from 200 to 800°K," J. Solid State Chem., 15(3), 283-8, 1975.
- T083049. Wenger, L.E. and Keesom, P.H., "Low Temperature Specific Heat of (Vanadium-Chromium) Oxide ( $\text{V}_{1-x}\text{Cr}_x$ )<sub>2</sub>O<sub>3</sub> and (Vanadium-Aluminum) Oxide ( $\text{V}_{1-x}\text{Al}_x$ )<sub>2</sub>O<sub>3</sub>," Proc. Intern. Conf. Low Temp. Phys., 14th, 3, 13-16, 1975.

- T083615. Borukhovich, A.S., Marunya, M.S., Bamburov, V.G., Ignat'va, N.I., and Gel'd, P.V., "Critical Phenomena in EuO," Zh. Eksp. Teor. Fiz., 29(2), 565-77, 1975.
- T083643. Pohl, D.W., Jaggi, R., Gisler, K., and Weibel, H., "Optical and Electrical Properties of Metallic SmS Films," Solid State Commun., 17(6), 705-8, 1975.
- T083829. Jefferson, J.H., "Temperature Induced Valence Transitions and the Anomalous Thermal Expansion of Chemically Collapsed SmS," J. Phys. C, 9(2), 269-78, 1976.
- T084031. Borukhovich, A.S., Bamburov, V.G., Gel'd, P.V., Marunya, M.S., and Ignat'eva, N.I., "Specific Heat and Magnetic Phase Transition of Europium Monoxide," Izv. Akad. Nauk SSSR, Neorg. Mater., 11(9), 1604-8, 1975; English translation: Inorg. Mat. (USSR), 11(9), 1370-3, 1975.
- T084296. Smirnov, I.A., Suryanarayanan, R., and Shulman, S.G., "Optical Absorption of Metallic SmS Films Near the Interband Transitions," Phys. Status Solidi, B73(2), K137-40, 1976.
- T084931. Bruckner, W., Moldenhauer, W., Thuss, B., and Foersterling, G., "Crystallographic Changes at the Conductivity Transition of Vanadium Oxide ( $V_3O_5$ )," Phys. Status Solidi, A35(1), K49-51, 1976.
- T085237. Kasai, N. and Ogawa, S., "Thermal Expansion of  $NiS_2$ ,  $Ni_{0.9}Co_{0.1}S_2$ ,  $Ni_{0.9}Cu_{0.1}S_2$  and  $Ni_{0.95}Cu_{0.05}S_2$ ," J. Phys. Soc. Jap., 40(6), 1789-90, 1976.
- T085431. Brusetti, R., Coey, J.M.D., Bonjour, E., and Lagnier, R., "The Thermal Properties of Nickel(II) Sulfide," CNRS, Grenoble, France, Rept. CEA-CONF-3093, 7 pp., 1975.
- T085437. Coey, J.M.D., Roux-Buisson, H., Schlenker, C., Lakkis, S., and Dumas, J., "Microcalorimetric Study of Metal-Insulator Transitions," CNRS, Grenoble, France, Rept. FRNC-CONF-127, 7 pp., 1975.
- T085581. Reisfeld, R., Beohm, L., and Greenberg, E., "Optical Properties of Samarium in Borate and Phosphate Glasses," Proc. Rare Earth Res. Conf., 10th, 2, 1149-59, 1973.
- T085582. Suryanarayanan, R., "Low Temperature Optical Absorption and Photoconductivity in Ytterbium Telluride," Proc. Rare Earth Res. Conf., 10th, 2, 1178-87, 1973.

- T085903. Ogawa, S., "Specific Heat Study of Magnetic Ordering and Band Structure of 3D Transition Metal Disulfides Having the Pyrite Structure," J. Phys. Soc. Jap., 41(2), 462-9, 1976.
- T086126. Kaldis, E., Schlegel, A., Wachter, P., and Zurcher, C., "Electronic Structure of Divalent-, Trivalent- and Mixed Valence Rare Earth Compounds," J. Magn. Magn. Mater., 3(1-2), 1-3, 1976.
- T086127. Batlogg, B., Kaldis, E., and Wachter, P., "Mixed Valence Compounds with Hopping Conductivity," J. Magn. Magn. Mater., 3(1-2), 96-8, 1976.
- T086795. Bilenko, D.I., Zharkova, E.A., Ryabova, L.A., Serbinov, I.A., and Khasina, E.I., "Effect of the Metal-Semiconductor Phase Transition in Vanadium Dioxide on the Passage and Reflection of Electromagnetic Radiation," Pis'ma Zh. Tekh. Fiz., 2(14), 638-41, 1976.
- T086872. Zumsteg, F.C., "Heat Capacity and Magnetic Susceptibility of Sodium Tungsten Bronze ( $\text{Na}_x\text{WO}_3$ )," Phys. Rev. B, 14(4), 1406-11, 1976.
- T087395. Begishev, A.R. and Mokerov, V.G., "Thermomodulation of the Optical Properties of Vanadium Dioxide Below the Temperature of the Semiconductor-Metal Phase Transition," Fiz. Tverd. Tela, 17(12), 3647-9, 1975; English translation: Sov. Phys.-Solid State, 17(12), 2371-2, 1976.
- T087463. Keer, H.V., Dickerson, D.L., Kuwamoto, H., Barros, H.L.C., and Honig, J.M., "Heat Capacity of Pure and Doped Vanadium(3+) Oxide Single Crystals," J. Solid State Chem., 19(1), 95-102, 1976.
- T087566. Shuker, P. and Yacoby, Y., "Differential Reflectance Spectra and Band Structure of Vanadium Oxide ( $\text{V}_2\text{O}_3$ )," Phys. Rev. B, 14(6), 2211-7, 1976.
- T087580. Bilenko, D.I., Belobrovaya, O.Ya., Zharkova, E.A., Ryabova, L.A., Serbinov, I.A., and Khasina, E.I., "Investigation of the Properties of Vanadium Dioxide in the Millimeter Wavelength Range Near the Metal-Semiconductor Phase Transition," Fiz. Tverd. Tela, 18(7), 1982-5, 1976; English translation: Sov. Phys.-Solid State, 18(7), 1153-5, 1976.
- T087584. Shadrichiev, E.V., Parfen'eva, L.S., Tamarchenko, V.I., Gryaznov, O.S., Sergeeva, V.M., and Smirnov, I.A., "Transport Phenomena and Conduction Bank of the Semiconducting Phase of Samarium Sulfide," Fiz. Tverd. Tela, 18(8), 1388-92, 1976; English translation: Sov. Phys.-Solid State, 18(8), 1388-92, 1976.

- T087591. Von Molnar, S. and Holtzberg, F., "Low Temperature Specific Heat of Samarium Yttrium Sulfide ( $\text{Sm}_{1-x}\text{Y}_x\text{S}$ )," AIP Conf. Proc., 29, 394-5, 1976.
- T087626. Kuwamoto, H., Dickerson, D.L., Keer, H.V., and Honig, J.M., "Heat Capacity of Al-Doped  $\text{V}_2\text{O}_3$  Alloys," Mater. Res. Bull., 11(10), 1301-5, 1976.
- T087736. Pogarev, S.V., Shul'man, S.G., Bzhalava, T.L., and Smirnov, I.A., "Optical Absorption in the Metallic Phase of Samarium Sulfide," Fiz. Tverd. Tela, 18(1), 243-4, 1976; English translation: Sov. Phys.-Solid State, 18(1), 140, 1976.
- T087819. Merenda, P., Kaplan, D., and Sommers, C., "Near Band Gap Optical Absorption in Semiconducting Vanadium Dioxide," J. Phys. (Paris) Colloq., 4, 59-62, 1976.
- T087820. Batlogg, B., Schlegel, A., and Wachter, P., "Degree of Valence Mixing in the Metallic Phase of Samarium(2+) Sulfide and in Thulium(2+) Selenide," J. Phys. (Paris) Colloq., 4, 267-70, 1976.
- T088206. Batlogg, B., Kaldis, E., Schlegel, A., and Wachter, P., "Electronic Structure of Samarium Monochalcogenides," Phys. Rev. B, 14(12), 5503-14, 1976.
- T088277. Von Molnar, S., Penney, T., and Holtzberg, F., "Density of States Effects in Alloys of Samarium(2+) Sulfide with Yttrium(2+) Sulfide and Samarium(3+) Arsenide," J. Phys. (Paris) Colloq., 4, 241-8, 1976.
- T088278. Dumas, J. and Schlenker, C., "Metal-Insulator Transition in Titanium Vanadium Oxide ( $(\text{Ti}_{1-x}\text{V}_x)_3\text{O}_3$ ): Impurity Band Conduction and Spin Glass Properties," J. Phys. (Paris) Colloq., 4, 41-8, 1976.
- T088468. Keer, H.V., Barros, H.L.C., Dickerson, D.L., Barfknecht, A.T., and Honig, J.M., "Thermal Studies on Chromium-Doped Vanadium(3+) Oxide Crystals," Mater. Res. Bull., 12(2), 137-43, 1977.
- T088469. Keer, H.V. and Honig, J.M., "Thermal Studies on the High-Temperature Phase Transition in Vanadium Oxide ( $\text{V}_2\text{O}_5$ )," Mater. Res. Bull., 12(3), 277-80, 1977.
- T088479. Coey, J.M.D., Roux-Buisson, H., Schlenker, C., Lakkis, S., and Dumas, J., "Microcalorimetric Study of Insulator-Metal Transitions," Rev. Gen. Therm., 15(179), 1013-7, 1976.

- T088698. Batlogg, B., Schlegel, A., and Wachter, P., "Optical Study of Valence Fluctuation of Metallic Samarium Sulfide and Thulium Selenide," *Physica B+C*, Pt. 1, 229-30, 1977.
- T088714. Ogawa, S., "Specific Heat and Electrical Resistivity of 3D Transition Metal Disulfides and Diselenides with Pyrite Structure," *Physica B+C*, Pt. 2, 997-8, 1977.
- T088798. Wenger, L.E., "Calorimetric Investigations of the Magnetic Alloys: Dilute Gold-Iron and Dilute Copper Manganese; and of the Sesquioxides: (Vanadium-Chromium) Oxide (Vanadium-Aluminum) Oxide and (Titanium-Vanadium) Oxide," Purdue University, Ph.D. Thesis, 126 pp., 1975.
- T088935. Barfknecht, A.T., Keer, H.V., and Honig, J.M., "Heat Capacity of Scandium-Doped Titanium Trioxide Single Crystals," *Phys. Rev. B*, 15(4), 2406-7, 1977.
- T089265. Passell, L., Dietrich, O.W., and Als-Nielsen, J., "Neutron Scattering from the Heisenberg Ferromagnetics EuO and EuS. I. The Exchange Interactions," *Phys. Rev. B*, 14(11), 4897-907, 1976.
- T089279. Smirnova, T.V., Terukov, E.I., and Chudnovskii, F.A., "Features of the Optical Properties of Vanadium Dioxide Films Near the Semiconductor Metal Phase Transition, *Fiz. Tverd. Tela*, 18(2), 503-5, 1976; English translation: *Sov. Phys.-Solid State*, 18(2), 290-1, 1976.
- T089293. Mokerov, V.G. and Saraikin, V.V., "Change in the Optical Properties of Vanadium Dioxide at the Semiconductor Metal Phase Transition," *Fiz. Tverd. Tela*, 18(7), 1801-5, 1976; English translation: *Sov. Phys.-Solid State*, 18(7), 1049-51, 1976.
- T089295. Kartenko, N.F., Terukov, E.I., and Chudnovskii, F.A., "Phase Transition in Vanadium Oxide Without Change in Crystal Lattice Symmetry and Accompanied by Electrical Conductivity Discontinuity," *Fiz. Tverd. Tela*, 18(7), 1874-6, 1976; English translation: *Sov. Phys.-Solid State*, 18(7), 1092-4, 1976.
- T089396. Nagata, H., Ito, H., and Miyadai, T., "Thermal Expansion and Crystal Distortion of  $\text{NiS}_2$  (below Neel and Curie Temperatures)," *J. Phys. Soc. Jap.*, 41(6), 2133-4, 1976.

- T089687. Dorozhko, E.V. and Savitskii, V.G., "Optical Absorption of Vanadium Oxide(IV) and Vanadium Oxide(III) Films and Ability to Predict Semiconductor-Semimetal Phase Transitions in Transition Metal Compounds," Fiz. Tverd. Tela, 19(4), 1150-1, 1977; English translation: Sov. Phys.-Solid State, 19(4), 669-70, 1977.
- T089693. Aptekar, I.L., Maistrenko, L.G., Polovov, V.M., Sergeeva, V.M., and Tonkov, E.Yu., "Calorimetric Investigation of Electronic Transition in Samarium Gadolinium Sulfide Alloys," Fiz. Tverd. Tela, 19(4), 1021-4, 1977; English translation: Sov. Phys.-Solid State, 19(4), 594-6, 1977.
- T089892. Kukharskii, A.A., Shul'man, S.G., and Smirnov, I.A., "Characteristics of the Adsorption Spectrum of the Metallic Modification of Samarium Monosulfide," Fiz. Tverd. Tela, 19(5), 1478-80, 1977; English translation: Sov. Phys.-Solid State, 19(5), 862-3, 1977.
- T089953. Erofeev, R.S., Kolomoets, N.V., and Ovechkina, V.N., "Preparation and Study of the Properties of Samarium(II) Sulfide-Based Alloys," Izv. Akad. Nauk SSSR, Neorg. Mater., 13(6), 978-81, 1977.
- T090081. Pohl, D.W., "Valence Transition of Samarium Lanthanum Sulfide ( $\text{Sm}_{1-x}\text{La}_x\text{S}$ ) and Related Compounds," Phys. Rev. B, 15(8), 3855-62, 1977.
- T090486. Camagni, P., Manara, A., Campagnoli, G., Gustinetti, A., and Stella, A., "Electroreflectance vs Bulk Dielectric Behavior in Metallic Sodium Tungstate ( $\text{Na}_x\text{WO}_3$ )," Nuovo Cimento Soc. Ital. Fiz., B39(2), 417-21, 1977.
- T090530. Wenger, L.E. and Keesom, P.H., "Specific Heat of Niobium Dioxide at Low Temperatures," Phys. Rev. B, 15(12), 5953-6, 1977.

- E002291. Yahia, J. and Frederikse, H.P.R., "Electrical Conduction in p-Type Titanium Sesquioxide," Phys. Rev., 123(4), 1257-61, 1961.
- E002579. Pearson, A.D., "Studies on the Lower Oxides of Titanium," Lab. for Insulation Res., MIT, Tech. Rept. 120, Contracts Nonr-184110 and AT 30-1, 1957, ASTIA. [AD 133 790]
- E003081. Morin, F.J., "Oxides Which Show a Metal-To-Insulator Transition at the Neel Temperatures," Phys. Rev. Lett., 3(1), 34-6, 1959.
- E003739. Ariya, S.M. and Bogdanova, N.I., "Electrical Conductivity of Certain Titanium and Vanadium Oxides," Sov. Phys. - Solid State, 1(7), 936-9, 1959.
- E004585. Samokhvalov, A.A., "Ultra-High Frequency Dielectric Properties of a Group of Oxides of 3d Transition Metals," Sov. Phys. - Solid State, 3(12), 2613-8, 1962.
- E004897. Bridgman, P.W., "The Effect of Pressure on the Electrical Resistance of Certain Semiconductors," Am. Acad. of Arts and Sci., Proc., 79(3), 127-48, 1951.
- E005455. Massachusetts Institute of Technology, Lab. for Insulation Research Rept. no. 15, July 1959. [AD 225 055]
- E006012. Goodman, G., "Electrical Conductivity Anomaly in Vanadium Sesquioxide, Phys. Rev. Lett., 9(7), 305, 1962.
- E007235. Ellerbeck, L.D., et al., "Electrical Resistivity of Cubic Sodium Tungsten Bronze," J. Chem. Phys., 35(1), 298-302, 1961.
- E009475. Kuznetsov, V.G., Eliseev, A.A., et al., "Phase Diagrams of the Nickel-Sulfide, Nickel-Selenium, and Cobalt-Sulfur Systems and the Electrical Conductivity of the Different Phases," in Proceedings of the 4th All Union Conference on Semiconductor Materials, (Abrikosov, N.Kh., Editor), Consultants Bureau, New York, 128-39, 1961.
- E009741. Austin, I.G., "The Effect of Pressure on the Metal-To-Insulator Transition in Vanadium Trioxide," Phil. Mag., 7(78), 961-7, 1962.
- E010442. Massachusetts Institute of Technology, Lab. for Insulation Research Progress Rept. 27, July 1960. [AD 241 907]

- EO11045. Brown, B.W. and Banks, R., "Conductivity of the Sodium Tungsten Bronzes," Phys. Rev., 84(3), 609-10, 1951.
- EO11046. McNeill, W. and Conroy, L.E., "Electrical Properties of Some Dilute Cubic Sodium Tungsten Bronzes," J. Chem. Phys., 36(1), 87-90, 1962.
- EO11682. Buck, O., "Deformation and Electrical Resistivity of Copper Single Crystals at Very Low Temperatures," Phys. Status Solidi, 2(5), 535-57, 1962.
- EO11896. Meissner, W., et al., "Measurements by Means of Liquid Helium. Part 22. Resistivity of Metals, Alloys and Compounds," Annalen Der Physik, 5, 17(6), 593-619, 1933.
- EO12182. Minomura, S. and Drickamer, H.G., "Effect of Pressure on the Electrical Resistance of Some Transition-Metal Oxides and Sulfides," J. Appl. Phys., 4(10), 3043-8, 1963.
- EO12228. Schwab, G. and Bohla, F., "Semiconducting Properties of Trivalent Europium Oxide," Naturwissenschaften, 50(17), 567, 1963.
- EO12765. Epstein, D.J., et al., "Magnetic Loss Phenomena in Ferromagnetic Materials," Mass. Inst. of Tech. Lab. for Insulation Res. Final Rept., July 1962. [AD 400 625]
- EO12944. Siebert, M.S., "Electrical Properties of Refractory Materials," Lockheed Aircraft Corp. Missiles and Space Div., LMSD-288214, April 1960. [AD 411 522]
- EO13047. MacMillan, A.J., "Electric and Magnetic Properties of Vanadium Oxide and Related Sesquioxides," Mass. Inst. of Tech. Lab. for Insulation Res., October 1962. [AD 291 459]
- EO14700. Foex, M., "The Anomalous Electrical Properties of Vanadium Sesquioxide Between -100 and plus 300 Degrees C," Compt. Rend., 299(18), 880-2, 1949.
- EO15066. Kawakubo, T. and Nakagawa, T., "Phase Transition in Vanadium Dioxide," J. Phys. Soc. Japan, 19(4), 517-9, 1964.
- EO15182. Massachusetts Institute of Technology Molecular Science Lab. and Molecular Engineering Lab., Joint Progress Rept., January 1961. [AD 255 694]



- E016920. Didchenko, R. and Gortsema, F.P., "Some Electric and Magnetic Properties of Rare Earth Monosulfides and Nitrides," J. Phys. Chem. Solids, 24(7), 863-70, 1963.
- E017395. Neuman, C.H., et al., "Pressure Dependence of the Resistance of Vanadium Dioxide," J. Chem. Phys., 41(6), 1591-5, 1964.
- E018179. Gambino, J.R., "Thermoelectric Properties of Refractory Materials," in Thermoelectric Materials and Devices (Cadoff, J. and Miller, E., Editors), Reinhold, New York, 163-72, 1960.
- E018378. Shanks, H.R., "The Thermal Conductivity and Seebeck Coefficient of Some Cubic Sodium Tungsten Bronzes," South Dakota School of Mines and Technology Rept. No. 12, September 1964. [AD 606 506]
- E018414. Callen, H.B. and Callen, E., "Cluster Approximation for Ferromagnets with First and Second Neighbor Exchange, with Application to the Europium Chalcogenides," Penn. Univ. Tech. Rept. 16, June 1964. [AD 602-954]
- E018519. Huibregtse, E.J., et al., "Electrical Properties of Sodium Tungsten Bronze," Phys. Rev., 84(1), 142-4, 1951.
- E018975. Gardner, W.R. and Danielson, G.C., "Electrical Resistivity and Hall Coefficient of Sodium Tungsten Bronze," Phys. Rev., 93(1), 46-51, 1954.
- E019012. Feinleib, J., "Stress Effects on Insulator to Metal Transitions. I. Vanadium Oxide. II. Vanadium Spinels," Harvard Univ., Gordon McKay Lab. of Applied Sci. Tech. Rept. HP-11, December 1963. [AD 431 609]
- E019959. Suits, J.C. and Argyle, B.E., "Paramagnetic Faraday Rotation of Europium Selenide," J. Appl. Phys., 36(3), Part 2, 1251-2, 1965.
- E021138. Shanks, H.R., et al., "Electrical Properties of the Tungsten Bronzes," in Nonstoichiometric Compounds, Symposium on Non-Stoichiometric Compounds, Washington, DC, 1962; Washington, Amer. Chem. Soc., 237-45, 1963.
- E021140. Sienko, M.J., "Electric and Magnetic Properties of the Tungsten and Vanadium Bronzes," in Nonstoichiometric Compounds, Symposium on Non-Stoichiometric Compounds, Washington, DC, 1962; Washington, Amer. Chem. Soc., 224-36, 1963.

- E022419. Golubkov, A.V., et al., "Transport Mechanism in Samarium Sulfide," Sov. Phys. - Solid State, 7(8), 1963-7, 1966.
- E023056. Fuchs, R., "Electronic Properties of the Tungsten Bronzes," J. Chem. Phys., 42(11), 2781-9, 1965.
- E023136. Bongers, P.F., "Anisotropy of the Electrical Conductivity of Vanadium Dioxide Single Crystals," Solid State Commun., 3(9), 275-7, 1965.
- E023212. Shinjo, T., et al., "Antiferromagnetism of Vanadium Oxide Observed by the Moessbauer Effect," J. Phys. Soc. Japan, 21(1), 193, 1966.
- E023252. Suits, J.C., et al., "Magneto-Optical Properties of Materials Containing Divalent Europium," J. Appl. Phys., 37(3), 1391-7, 1966.
- E024463. McWhan, D.B., "Magnetic and Structural Properties of Europium Monoxide at High Pressure," Phys. Rev., 143(2), 385-9, 1966.
- E024796. Takei, H. and Koide, S., "Growth and Electrical Properties of Vanadium-Oxide Single Crystals by Oxychloride Decomposition Method," J. Phys. Soc. of Japan, 21(5), 1010, 1966.
- E025843. Janninck, R.F. and Whitmore, D.H., "Electrical Conductivity and Thermoelectric Power of Niobium Dioxide," J. Phys. Chem. Solids, 27(6&7), 1183-7, 1966.
- E026083. MacKintosh, A.R., "Model for the Electronic Structure of Metal Tungsten Bronzes," J. Chem. Phys., 38(8), 1991-8, 1963.
- E027129. Ohashi, T. and Watanabe, A., "Temperature Dependence of Electrical Resistivity of Vanadium Oxide Powder," J. Amer. Ceram. Soc., 49(9), 519-20, 1966.
- E027461. Adler, D., "Antiferromagnetism in Titanium Oxide," Phys. Rev. Lett., 17(3), 139-41, 1966.
- E027472. MIT, Cambridge, Lincoln Lab., Solid State Research, November 1965-January 1966.
- E027642. Collins, C.V., "Electrical and Magnetic Properties of Single Crystals of Rare Earth Tungsten Bronzes and Uranium Tungsten Bronzes," Air Force Institution of Technology, Wright-Patterson AFB, Ohio, Thesis, 73 pp., 1966. [AD 633 669]

- E027652. Shinjo, T., "Mossbauer Effect Study of Vanadium Oxide," J. Phys. Soc. Japan, 20(12), 2622-6, 1966.
- E027846. Barker, A.S., et al., "Infrared Optical Properties of Vanadium Dioxide Above and Below the Transition Temperature," Phys. Rev. Lett., 17(26), 1286-9, 1966.
- E028053. Kitahiro, I., et al., "Hall Effect of Vanadium Dioxide Powder," J. Phys. Soc. Japan, 21(11), 2422, 1966.
- E028056. Kitahiro, I., and Watanabe, A., "Thermoelectric Power of Vanadium Dioxide Whisker," J. Phys. Soc. Japan, 21(11), 2423, 1966.
- E028522. Koide, S. and Takei, H., "Epitaxial Growth of Vanadium Oxide Single Crystals and Their Anisotropic Properties in Electrical Resistivities," J. Phys. Soc. Japan, 22(3), 946-7, 1967.
- E028607. Feinleib, J. and Paul, W., "Semiconductor-To-Metal Transition in Vanadium Trioxide," Phys. Rev., 155(3), 841-50, 1967.
- E028824. Fuls, E.N., et al., "Reactively Sputtered Vanadium Dioxide Thin Films," Appl. Phys. Lett., 10(7), 199-201, 1967.
- E029315. Kosuge, K., "The Phase Transition in Vanadium Dioxide," J. Phys. Soc. Japan, 22(2), 551-7, 1967.
- E029436. Van Steensel, K., et al., "Thin-Film Switching Elements of Vanadium Oxide," Philips Res. Repts., 22(2), 170-7, 1967.
- E029645. Samokhvalov, A.A., et al., "Magnetic, Microwave and Electric Properties of Some Oxide Compounds of Divalent Europium," Bull. Acad. Sci. USSR, Phys. Ser., 30(6), 1027-32, 1966.
- E030029. Muhlestein, L.D. and Danielson, G.C., "Effects of Ordering on the Transport Properties of Sodium Tungsten Bronze," Phys. Rev., 158(3), 825-32, 1967.
- E030946. Sparks, J.T. and Komoto, T., "Metal-To-Semiconductor Transition at the Magnetic Ordering Temperature of Nickel Sulfide," Phys. Lett., 25A(5), 398-9, 1967.
- E032001. Powell, R.J., "Photoemission and Optical Studies of the Electronic Structure of Nickel Oxide, Cobalt Oxide, and Vanadium Dioxide," Solid-State Electronics Lab., Stanford Univ., Calif., 168, 1967.

- E032357. Rozgonyi, G.A. and Polito, W.J., "Preparation of Thin Films of Vanadium Di-, Sesqui-, and Pent-Oxide," J. Electrochem. Soc., 115(1), 56-7, 1968.
- E032361. Mac Chesney, J.B., et al., "Preparation and Properties of Vanadium Dioxide Films," J. Electrochem. Soc., 115(1), 52-5, 1968.
- E033006. Van Zandt, L.L., et al., "Resistivity and Magnetic Order in Titanium Oxide," J. Appl. Phys., 39(2), Part 1, 594-5, 1968.
- E033026. Cason, J.L., Jr., "Thermal Conductivity Measurements of Europium Oxide Across the Curie Temperature," South Dakota School of Mines and Technology, M.S. Thesis, 85 pp., 1967. [AD 659 181]
- E033163. Shafer, M.W. and McGuire, T.R., "Studies of Curie-Point Increases in Europium Oxide," J. Appl. Phys., 39(2), Part 1, 588-90, 1968.
- E033339. Mac Chesney, J.B., et al., "Vanadium Dioxide Coatings Applied to Alumina Substrates," J. Amer. Ceram. Soc., 51(3), 176-7, 1968.
- E033399. Zhuze, V.P., et al., "Electrical Properties of Samarium Sulfide," Sov. Phys. - Solid State, 6(1), 213-6, 1964.
- E033485. Anzai, S. and Ozawa, K., "Effect of Pressure on the Magnetic and Electrical Transition Point of the Nickel Arsenide-Type Nickel Sulfide," J. Phys. Soc. Japan, 24(2), 271-4, 1968.
- E034169. Hyland, G.J., "On the Electronic Phase Transitions in the Lower Oxides of Vanadium," J. Phys., C; Proc. Phys. Soc., 2, 1(1), 189-207, 1968.
- E034673. Everhart, C.R. and Macchesney, J.B., "Anisotropy in the Electrical Resistivity of Vanadium Dioxide Single Crystals," J. Appl. Phys., 39(6), 2872-287, 1968.
- E034752. Hill, G.J. and Martin, R.H., "Electrical and Magnetic Properties of Vanadium Dioxide," Phys. Lett., 27A(1), 34-5, 1968.
- E035092. Ariya, S.M., et al., "Electrical Conductivity of Vanadium Oxide at Low Temperatures," Leningrad Univ. Vestn. Fiz.-Khim., (22), 157-9, 1967.
- E035354. Samokhvalov, A.A., et al., "Microwave-Frequency Dielectric Properties of Divalent Europium Oxides," Sov. Phys.-Solid State, 10(2), 334-6, 1968.

- E035356. Rao, C.N.R., et al., "Crystallographic Study of the Transition in Titanium Trioxide," *Phys. Lett.*, 27A(5), 271-2, 1968.
- E035802. Freiser, M.J., et al., "Multiplet Structure in the Absorption Spectrum of Divalent Europium," *J. Appl. Phys.*, 39(2), 900-2, 1968.
- E036396. Honig, J.M. and Reed, T.B., "Electrical Properties of Titanium Trioxide Single Crystals," *Phys. Rev.*, 174(3), 1020-6, 1968.
- E036598. Wachter, P., "Refractive Index and Dispersion of the Europium-Chalcogenides," *Phys. Konden. Mater.*, 8(1), 80-6, 1968.
- E036806. Konantz, M.L., "Thermal Conductivity and Electrical Resistivity Measurements of Europium Oxide Across the Curie Temperature in a Magnetic Field," South Dakota School of Mines and Technology, TR-24, 65 pp., July 1968. [AD 672 773]
- E036859. Ahn, K.Y. and McGuire, T.R., "Magnetic and Magneto-Optic Properties of Europium Oxide Films Doped with Trivalent Rare-Earth Oxide," *J. Appl. Phys.*, 39(11), 5061-5, 1968.
- E037138. Schwab, G.-M. and Bohla, F., "Investigation of Semiconductivity in Europium Monoxide," *Z. Fuer Naturforsch.*, 23A(10), 1555-8, 1968.
- E037145. Heywang, W. and Guntersdorfer, M., "Resistivity Jump at Phase Transition in Vanadium Dioxide," *Helv. Phys. Acta*, 41(6/7), 908-13, 1968.
- E037259. Freiser, M.J., et al., "The Magnetic Red Shift in Europium Chalcogenides," *Helv. Phys. Acta*, 41(6/7), 832-8, 1968.
- E038324. Srivastava, V.CP., "The Effect of Pressure on Magnetic Phase Transitions of Europium Chalcogenides, Europium Oxide, Europium Sulfide, and Europium Selenide," McGill Univ., Magnet Labs. Tech. Rept. 9, Canada, August 1968. [AD 678 325]
- E038392. MacChesney, J.B. and Guggenheim, H.J., "Growth and Electrical Properties of Vanadium Dioxide Single Crystals Containing Selected Impurity Ions," *J. Phys. Chem. Solids*, 30(2), 225-34, 1969.
- E038630. McWhan, D.B. and Rice, T.M., "Critical Pressure for the Metal-Semiconductor Transition Vanadium Trioxide," *Phys. Rev. Lett.*, 22(17), 887-90, 1969.

- E038875. Sakata, K., "Electrical and Magnetic Properties of Niobium Dioxide," J. Phys. Soc. Japan, 26(3), 867, 1969.
- E039161. Bachmann, R. and Wachter, P., "Effects of Magnetic Order on Refractive Index and Photoconductivity of Europium Chalcogenides," J. Appl. Phys., 40(3), 1326-7, 1969.
- E039259. Bando, Y., et al., "Growth of Vanadium Dioxide Single Crystals by Chemical Transport Reaction," Jap. J. Appl. Phys., 8(5), 633-4, 1969.
- E039349. Hensler, D.H., et al., "Reactively Sputtered Thin Films in the Vanadium-Oxygen System Using Triode Sputtering," J. Electrochem. Soc., 116(6), 887-9, 1969.
- E039364. Ladd, L.A. and Paul, W., "Optical and Transport Properties of High Quality Crystals of Vanadium Tetraoxide Near the Metallic Transition Temperature," Solid State Commun., 7(4), 425-8, 1969.
- E039417. Roberson, J.A. and Rapp, R.A., "Electrical Properties of Niobium Monoxide and Niobium Dioxide," J. Phys. Chem. Solids, 30(5), 1119-24, 1969.
- E039583. Smart, J.S., "Magnetic Properties of Divalent Europium Compounds," U.S. Air Force Final Rept. AFOSR-68-2883, Int. Business Machines Corp., 12 pp., March 1966. [AD 680 848]
- E039648. Zhuze, V.P., et al., "The Hall Effect in Vanadium Trioxide Single Crystals in the Metallic Conductivity Region," Sov. Phys.-Solid State, 10(12), 2914-6, 1969.
- E039973. Kennedy, T.N. and MacKenzie, J.D., "Suppression of the Semiconductor-Metal Transition in Vanadium Oxides," Rensselaer Polytechnic Inst. Tech. Rept. TR-1, 13 pp., December 1968. [AD 681 874]
- E040275. Axe, J.D., "Infrared Dielectric Dispersion in Divalent Europium Chalcogenides," J. Phys. Chem. Solids, 30(6), 1403-6, 1969.
- E041170. Okinaka, H., et al., "Electrical Properties of the Vanadium Pentoxide Single Crystals," J. Phys. Soc. Japan, 27(5), 1366-7, 1969.
- E041464. Berglund, C.N. and Jayarman, A., "Hydrostatic-Pressure Dependence of the Electronic Properties of Vanadium Dioxide Near the Semiconductor-Metal Transition Temperature," Phys. Rev., 185(3), 1034-9, 1969.

- E042028. Rozgonyi, G.A. and Hensler, D.H., "Structural and Electrical Properties of Vanadium Dioxide Thin Films," J. Vacuum Sci. Technol., 5(6), 194-9, 1968,
- E042400. Kennedy, T.N. and Collins, F.M., "A Vanadium Oxide Film, Switching Element," Rensselaer Polytechnic Inst., February 1969. [AD 683 368]
- E042472. MacKenzie, J.D., "Preparation of Properties of Non-Crystalline Films," Rensselaer Polytechnic Inst. Rept. TR-3, 27 pp., March 1969. [AD 687 123]
- E042679. Tannenwald, P.E., "Quarterly Technical Report August 1-October 31, 1969," MIT Lincoln Lab., Solid State Research, 64 pp., November 1969.
- E042799. Ahn, K.Y. and Shafer, M.W., "Relationship Between Stoichiometry and Properties of Europium Oxide Films," J. Appl. Phys., 41(3), 1260-2, 1970.
- E042831. Von Molnar, S. and Shafer, M.W., "Transport in Gadolinium-Doped Europium Oxide," J. Appl. Phys., 41(3), 1093-4, 1970.
- E042848. Guentheroot, G., et al., "Optical Constants of the Europium Chalcogenides Above and Below the Magnetic Ordering Temperatures," J. Appl. Phys., 41(3), 1083-4, 1970.
- E042856. Oliver, M.R., et al., "Pressure Dependence of the Electrical Resistivity of Europium Oxide," Phys. Rev. Lett., 24(19), 1064-7, 1970.
- E043005. Guntersdorfer, M., "Conductivity Anomaly in Vanadium Dioxide," Solid State Electron., 13(3), 355-67, 1970.
- E043549. McWhorter, A.L., Massachusetts Institute of Technology, Lincoln Lab. Solid State Research Rept. ESD-TR-70-33, 52 pp., 1970.
- E044059. Anzai, S. and Ozawa, K., "Reply to Smith-Sparks' Anomaly at 5 Kbar in Nickel Sulfide," J. Appl. Phys., 41(8), 3558-9, 1970.
- E044664. Aivazov, M.I., et al., "Intrinsic Non-Stoichiometric Defects in Unstable Phases of the Titanium Nitride and Oxide Compounds," Izv. Akad. Nauk SSSR, Ser. Neorgan. Mater., 6(5), 745-9, 1970.
- E044791. Novikov, V.N., "Temperature Dependence of the Electrical Conductivity of Polycrystalline Vanadium Tetroxide-Containing Materials," Izv. Akad. Nauk SSSR, Ser. Neorgan. Mater., 6(1), 96-9, 1970.

- E044959. Jayaraman, A., et al., "Continuous and Discontinuous Semiconductor-Metal Transition in Samarium Monochalcogenides Under Pressure," Phys. Rev. Lett., 25(20), 1430-3, 1970.
- E045085. Paul, W., "The Present Position of Theory and Experiment for Vanadium Dioxide," Mater. Res. Bull., 5(8), 691-702, 1970.
- E045093. Kimizuka, N., et al., "Crystal Growth of Vanadium Dioxide," Mater. Res. Bull., 5(6), 403-8, 1970.
- E045096. Weller, P.F., et al., "Crystal Preparation of Doped Sodium Tungsten Bronze," Mater. Res. Bull., 5(6), 465-76, 1970.
- E045104. Ahn, K.Y., "Increase of Curie Temperature in Europium Oxide Films by Iron Doping," Appl. Phys. Lett., 17(8), 347-9, 1970.
- E045181. Jayaraman, A., et al., "Critical Behavior of the Mott Transition in Chromium-Doped Vanadium Trioxide," Phys. Rev. B, 3, 2(9), 3751-6, 1970.
- E045575. Rubinstein, M., "Investigation of the Metal-Insulator Transition in Vanadium Oxide by Nuclear Magnetic Resonance," Phys. Rev. B, 3, 2(12), 4731-41, 1970.
- E045947. Borisov, B.S., et al., "Electrical and Optical Properties of Vanadium Dioxide Near the Semiconductor-Semimetal Transition Point, Sov. Phys. - Solid State, 12(8), 1763-9, 1971.
- E046005. Novikov, V.N., et al., "Structure and Electrical Properties of Non-stoichiometric Single Crystals of Vanadium Sesquioxide," Sov. Phys. - Solid State, 12(9), 2061-4, 1971.
- E046365. Mitsuishi, T., "On the Phase Transformation of Vanadium Dioxide," Jap. J. Appl. Phys., 6(9), 1060-71, 1967.
- E046381. Suits, J.C., et al., "Annealing Study of Europium Oxide Films Doped with Iron and Europium," J. Appl. Phys., 42(4), 1777-8, 1971.
- E046383. Grant, P.M., "Dependence of the  $E_1$  Reflectivity Structure in Europium Oxide on Temperature and Doping," J. Appl. Phys., 42(4), 1771-2, 1971.
- E046390. McGuire, T.R., et al., "Magnetic and Magneto-Optical Properties of Iron-Doped Europium Oxide Films," J. Appl. Phys., 42(4), 1775-7, 1971.



- E046391. Ahn, K.Y., et al., "Preparation and Structure of Iron-Doped Europium Oxide Films," J. Appl. Phys., 42(4), 1769-70, 1971.
- E046392. Bucher, E., et al., "Magnetism, Metal-Insulator Transition, and Optical Properties in Samarium- and Some Other Divalent Rare-Earth Monochalcogenides," J. Appl. Phys., 42(4), 1741-5, 1971.
- E046405. Kitahiro, I. and Watanabe, A., "Shift of Transition Temperature of Vanadium Dioxide Crystals," Jap. J. Appl. Phys., 6(8), 1023-4, 1967.
- E046461. Horwood, J.L., et al., "Electrical and Magnetic Properties of Single-Crystal Hexagonal Nickel Sulfide," J. Appl. Phys., 42(4), 1476-7, 1971.
- E046831. Townsend, M.G., et al., "Metal-Semiconductor Transition in Single Crystal Hexagonal Nickel Sulphide," J. Phys. C, 4(5), 598-606, 1971.
- E047086. Mooradian, A. and Raccach, P.M., "Raman Study of the Semiconductor-Metal Transition in Titanium Trioxide," Phys. Rev. B, 3, 3(12), 4253-6, 1971.
- E047247. Kitchen, W.J., Jr. and Proto, G.R., "Properties of Vanadium Dioxide Thermal Filaments," J. Appl. Phys., 42(5), 2140-2, 1971.
- E047249. Chamberland, B.L., "The Hydrothermal Synthesis of Vanadium Oxyfluoride Derivatives," Mater. Res. Bull., 6(6), 425-32, 1971.
- E047263. Wilson, J.A. and Pitt, G.D., "Metal-Insulator Transition in Nickel Sulfide," Phil. Mag., 23(186), 1297-310, 1971.
- E047288. Montgomery, H.C., "Method for Measuring Electrical Resistivity of Anisotropic Materials," J. Appl. Phys., 42(7), 2971-5, 1971.
- E047423. Wieder, H., et al., "A Study of Thermomagnetic Remanence Writing on Europium Oxide," J. Appl. Phys., 42(9), 3458-62, 1971.
- E047476. Valiev, K.A., et al., "Optical and Electrical Parameters of Vanadium Dioxide in a Strong Electric Field," Sov. Phys. - Solid State, 13(2), 342-3, 1971.
- E047489. Andreev, V.N., et al., "Influence of a Strong Electric Field on the Temperature of the Dielectric-Metal Phase Transition in Chromium Doped Vanadium Trioxide," JETP Lett., 13(10), 376-9, 1971.

- E047834. Hacker, H., Jr., et al., "Magnetic Properties of Cerium Hexaboride, Praseodymium Hexaboride, Europium Hexaboride, and Gadolinium Hexaboride," *Phys. Status Solidi*, 4(2), 459-65, 1971.
- E048048. Guentherodt, G., "Energy Level Scheme and the Effect of Magnetic Order on the Optical Transitions in Europium Chalcogenides," *Phys. Kondens. Mater.*, 12(4), 292-310, 1971.
- E048092. Sokolova, G.K., et al., "Effect of Hydrostatic Pressure on the Electrical Conductivity of Europium Monoxide," *Sov. Phys. - Solid State*, 13(4), 1042-3, 1971.
- E048527. Ahn, K.Y., "Europium Oxide Films Doped with Iron and Gadolinium," *J. Appl. Phys.*, 43(1), 231-2, 1972.
- E048687. Nagasawa, K., "Crystal Growth of Non-Stoichiometric Vanadium Dioxides by the Chemical Transport Reaction and Electrical Properties," *Mater. Res. Bull.*, 6(9), 853-64, 1971.
- E048756. Rustamov, A.G., et al., "Electrical Properties of Single Crystal Nickel Chalcogenides," *Izv. Akad. Nauk SSSR, Ser. Neorgan. Mater.*, 7(7), 1123-6, 1971.
- E048788. Kabashima, S., et al., "Impurity Conduction in Titanium-Doped Vanadium Dioxide Studied by Microwave Frequency Conductivity," *J. Phys. Soc. Japan*, 32(1), 158-63, 1972.
- E048961. Ryabova, L.A., et al., "Preparation and Properties of Pyrolysis of Vanadium Oxide Films," *J. Electrochem. Soc.*, 119(4), 427-9, 1972.
- E049085. Paparaoditis, C., et al., "Transport Properties of Europium Oxide Thin Films," *Solid State Commun.*, 9(21), 1871-6, 1971.
- E049094. Andreev, V.N., et al., "Semiconductor-Metal Phase Transition in a Strong Electric Field in Vanadium Trioxide," *Sov. Phys. JETP*, 34(2), 376-82, 1972.
- E049283. Marezio, M., et al., "Structural Aspects of the Metal-Insulator Transitions in Chromium-Doped Vanadium Dioxide," *Phys. Rev. B*, 3, 5(7), 2541-51, 1972.
- E049296. McWhan, D.B., et al., "Pressure-Temperature Phase Diagram and Crystal Structure of Nickel Sulfide," *Phys. Rev. B*, 3, 5(7), 2552-5, 1972.

- E049301. Capiomont, Y., et al., "Electrical Conductivity in Europium Oxide Films with Large Excess of Europium," Solid State Commun., 10(8), 679-83, 1972.
- E049398. Ablova, M.S., et al., "Microhardness of Vanadium Dioxide in the Region of the Phase Transition," Sov. Phys. - Solid State, 13(12), 3137-8, 1972.
- E049621. Gosselin, J.R., Townsend, M.G., Tremblay, R.J., Ripley, L.G., and Carson, D.W., "Moessbauer Investigation of the Metal-Nonmetal Transition in Hexagonal Nickel (II) Sulfide Doped With 2 At.%  $^{57}\text{Fe}$ ," J. Phys., C6(9), 1661-72, 1973.
- E050887. Shapira, Y., Foner, S., and Reed, T.B., "Europium Oxide. I. Resistivity and Hall Effect in Fields up to 150 kOe," Phys. Rev. B, 8(5), 2299-315, 1973.
- E050888. Shapira, Y., Foner, S., Aggarwal, R.L., and Reed, T.B., "Europium Oxide. II. Dependence of the Insulator-Metal Transition on Magnetic Order," Phys. Rev. B, 8(5), 2316-26, 1973.
- E051017. Kasowski, R.V., "Band Structure of Nickel Sulfide as Calculated Using a Simplified Linear-Combination-Of-Muffin-Tin-Orbitals Method," Phys. Rev. B, 8(4), 1378-82, 1973.
- E051115. Karpov, T.K., Matyushkov, V.V., and Mikhilchenko, G.A., "Absolute Energy Yield Measurement of Radioluminescence of Alkali Halide Crystals," St. Tr., Kafedra Yad. Fiz. Kafedra Radiats. Khim., Leningrad. Tekhnol. Inst., 1, 26-35, 1971.
- E051150. Kachi, S., "The Magnetic and Metal-Insulator Transition in the Magneli Phase Vanadium Oxide," AIP Conf. Proc., 10(Part 1), 714-22, 1973.
- E051185. Guntherodt, G. and Wachter, P., "Kramers-Kronig Analysis and Magnetorelectance of Europium Chalcogenides," AIP Conf. Proc., 10(Part 2), 1284-8, 1973.
- E051307. Sakata, T. and Fromm, E., "Electrical Conductivity of Niobium Oxide and Niobium Titanium Oxide," Z. Anorg. Allg. Chem., 398(2), 129-35, 1973.

- E051442. Young, K.F. and Frederikse, H.P.R., "Compilation of the Static Dielectric Constant of Inorganic Solids," J. Phys. Chem. Ref. Data, 2(2), 313-409, 1973.
- E051858. Lightsey, P.A., "Percolation View of Transport Properties in Sodium Tungsten Oxide," Phys. Rev. B, 8(8), 3586-9, 1973.
- E052020. Shin, S.H., Chandrashekhara, G.V., Loehman, R.E., and Honig, J.M., "Thermoelectric Effects in Pure and Vanadium-Doped Titanium (III) Oxide Single Crystals," Phys. Rev. B, 8(4), 1364-72, 1973.
- E052969. Holtzberg, F., McGuire, T.R., Penney, T., Shafer, M.W., and Von Molnar, S., "Synthesis of Rare Earth Compounds and Study of Their Magnetic Optical and Semiconducting Properties," Thomas J. Watson Research Center, New York, 31 pp., 1972. [AD 736 374]
- E052970. McWhorter, A.L., Lexington Lincoln Lab., Massachusetts Institute of Technology, Solid State Research, 78 pp., 1971. [AD 736 501]
- E053013. Frazer, H.F., Shanks, H.R., and DeJong, B.H.W.S., "Crystal Structure and Physical Properties of a Triclinic Sodium Tungsten Oxide," Iowa State Univ. of Science and Technology, AMES, 41-50, 1972.
- E053052. Wachter, P., "Long and Short Range Magnetic Interactions and Electric Switching in Highly Doped, Amorphous Ferromagnetic Semiconductors," Amorphous Magn., Proc. Int. Symp. (Hooper, H.O., Editor, Plenum, New York), 133-40, 1973.
- E053110. Fan, J.C.C., "Preparation and Optical Properties of Crystals and Films of Vanadium Oxides," Harvard Univ., Div. of Eng., 96 pp., 1972. [AD 744 319]
- E053113. Redfield, D. and Balberg, I., "Conduction Mechanisms for Electronic Devices," Radio Corp. of America Labs., New Jersey, 87 pp., 1972. [AD 744 708]
- E053158. Holtzberg, F., McGuire, T.R., Penney, T., Shafer, M.W., and Von Molnar, S., "Synthesis of Rare Earth Compounds and a Study of Their Magnetic Optical and Semiconducting Properties," IBM Watson Research Center, New York, 88 pp., 1972. [AD 747 839]

- E053261. Resevear, W.H., "Electrical Transport Properties of Vanadium Dioxide Near Its Semiconductor-To-Metal Transition," Harvard Univ., Div. of Engineering and Applied Physics, 214 pp., 1972. [AD 751 524]
- E053271. McWhorter, A.L., Massachusetts Institute of Technology, Lincoln Lab., Solid State Research, 92 pp., 1972. [AD 752 556]
- E053358. McWhorter, A.L., Massachusetts Institute of Technology, Lincoln Lab., Solid State Research, 64 pp., 1968. [AD 681 141]
- E053775. Mott, N.F., "Metal-Insulator Transition in Extrinsic Semiconductors," *Advan. Phys.*, 21(94), 785-823, 1972.
- E053934. Ashkenazi, J. and Weger, M., "Model for the Metal-To-Insulator Transition in Vanadium Trioxide," *Advan. Phys.*, 22(2), 207-61, 1973.
- E054556. Griffiths, C.H. and Eastwood, H.K., "Influence of Stoichiometry on the Metal-Semiconductor Transition in Vanadium Dioxide," *J. Appl. Phys.*, 45(5), 2201-6, 1974.
- E054573. Schoenes, J. and Wachter, P., "Exchange Optics in Gadolinium-Doped Europium Oxide," *Phys. Rev. B*, 9(7), 3097-105, 1974.
- E054886. Falicov, I.M., "Simple Theoretical Approach to Phase Transitions, Cerium, Metal-Insulators, and Antiferromagnetic Chromium," (Budnick, J.I., Gordon and Breach, Editors, New York), *Dyn. Aspects Crit. Phenomena, Proc. Conf.*, 454, 90 pp., 1972.
- E055117. Tripp, W.C. and Wimmer, J.M., "Gravimetric and Electrical Conductivity Studies of Pure and Doped Niobium Pentoxide," *Systems Research Labs. Inc.*, 35 pp., 1973. [AD 773 175]
- E055974. Kimizuka, N., Ishii, M., Kawada, I., Saeki, M., Nakahira, M., "Behavior of Vanadium Dioxide Single Crystals Synthesized Under Various Oxygen Partial Pressures at 1500 K," *J. Solid State Chem.*, 9(1), 69-77, 1974.
- E056164. Barthelemy, E., Gorochoy, O., and McKinzie, H., "Electric and Magnetic Properties of the Transition in Nickel Sulfide," *Mater. Res. Bull.*, 8(12), 1401-12, 1973.
- E056286. Brinkman, W.F., "Itinerant Theory of Magnetism," *Phys. Feen.*, 8(2-3), 253-75, 1973.

- E056498. Viswanathan, B., Devi, S.U., Rao, C.N.R., "Pressure Effects on the Semiconductor-Semimetal Transition in Titanium (III) Oxide," *Pramana*, 1(1), 48-52, 1973.
- E056765. Perlstein, J.H., "Electrical Properties of Solids," *Solid State Chem. Phys.*, (Weller, P.F., Editor, New York), 1, 189-293, 1973.
- E056946. Makrousov, V.V., Chirkov, V.G., "Production of Vanadium Dioxide Thin Films by Cathode Reactive Sputtering and Study of Their Electric Properties," *Tr. Mosk. Energ. Inst.*, 142, 96-101, 1972.
- E057182. Busch, G., Guentherodt, G., and Wachter, P., "Optical Transitions and the Energy Level Scheme of the Europium Chalcogenides, *J. Phys.*, 32(2-3), 928-9, 1971.
- E057669. Mori, N., Mitsui, T., and Yomo, S., "High-Pressure Effect on the Electric Properties of Nickel (IV) Sulfide," *Solid State Commun.*, 13(8), 1083-5, 1973.
- E057706. Herbst, J.F., Watson, R.E., and Wilkins, J.W., "Model Calculations for the Phase Transition in Samarium Sulfide," *Solid State Commun.*, 13(11), 1771-4, 1973. [AD 777 514]
- E057718. Reyers, J.M., Marko, J.R., and Sayer, M., "Hysteresis Effects in the Semiconductor-Metal Transition of Chromium-Doped Vanadium Dioxide," *Solid State Commun.*, 13(12), 1953-7, 1973.
- E057860. Honig, J.M., Chandrashekar, G.V., and Sinha, A.P.B., "Reexamination of the High-Temperature Resistivity Anomaly in Chromium-Vanadium Oxide," *Phys. Rev. Lett.*, 32(1), 13-5, 1974.
- E058639. Chase, L.L., "Raman Spectra and Conduction Properties of Vanadium Titanium Oxide ( $V_{1-x}Ti_xO_2$ ) Single Crystals," *Phys. Lett. A*, 46(3), 215-6, 1973.
- E060259. Jacobs, S.D., Teegarden, K.J., and Ahrenkiel, R.K., "Faraday Rotational Optical Isolator for 10.6  $\mu$ m Radiation," *Appl. Opt.*, 13(10), 2313-6, 1974.
- E060295. Massenet, O., Capiomont, Y., and Dang, N.V., "Effects of High Non-stoichiometry on Europium Oxide Properties," *J. Appl. Phys.*, 45(8), 3593-9, 1974.

- E060440. Samokhvalov, A.A., Afanas'ev, A.Ya., Gizhevskii, B.A., Loshkareva, N.N., and Simonova, M.I., "Electrical Properties and Nonmetal-Metal Transitions in Europium Gadolinium Oxide," *Fiz. Tverd. Tela*, 16(2), 568-70, 1974; English Translation: *Sov. Phys. - Solid State*, 16(2), 365-6, 1974.
- E060578. Van Zandt, L.L. and Eklund, P.C., "Resistivity and One Dimensionality in Titanium Oxide," *Phys. Rev. B*, 7(4), 1454-79, 1973.
- E060610. Rosevear, W.H. and Paul, W., "Hall Effect in Vanadium Oxide Near the Semiconductor-To-Metal Transition," *Phys. Rev. B*, 7(5), 2109-11, 1973.
- E060740. Zhdan, A.G., Darevskii, A.S., Chugunova, M.E., and Serbinov, I.A., "Switching Effect in Pyrolytic Vanadium Oxide Films," *Fiz. Tverd. Tela*, 14(7), 2170-2, 1972; English Translation: *Sov. Phys. - Solid State*, 14(7), 1879-80, 1973.
- E061379. Gossard, A.C., DiSalvo, F.J., Erich, L.C., Remeika, I.P., Yasuoka, H., Kosuge, K., and Kachi, S., "Microscopic Magnetic Properties of Vanadium Oxides," *Phys. Rev. B*, 10(10), 4178-83, 1974.
- E062056. Chandrashekhar, G.V., VanZandt, L.L., Honig, J.M., and Jayaraman, A., "Electrical Properties and the Metal-Insulator Transition in Scandium Titanium Oxide," *Phys. Rev. B*, 10(12), 5063-8, 1974.
- E063980. Beal-Monod, M.T., "High-Temperature Paramagnon Modifications in Nearly Magnetic Metals," *Solid State Commun.*, 11(5), 683-7, 1972.
- E064843. Chakraverty, B.K., "Insulator-Metal Transitions: Recent Experimental Results," *J. Solid State Chem.*, 12(3-4), 376-82, 1975.
- E066369. Muller, J. and Joubert, J.C., "Characterisation and Synthesis in Hydrothermal Conditions of Vanadium Oxyhydroxide and a New Allotropic Variety of Vanadium Dioxide," *J. Solid State Chem.*, 11(2), 79-87, 1974.
- E066700. Eswaran, M. and Kimball, J.C., "Electrical Conductivity in Narrow-Band Materials," *Phys. Rev. B*, 11(9), 3420-30, 1975.
- E066921. Rice, T.M., McWhan, D.B., and Brinkman, W.F., "Metal-Insulator Transitions in Transition Metal Oxides," *10th Proc. Int. Conf. Phys. Semicond.*, 293-300, 1970.

- E068033. Bazuev, G.V. and Shveikin, G.P., "Electrical Conductivity of Cubic Solid Solutions (Selenium Titanium Oxide)," *Izv. Akad. Nauk SSSR, Ser. Neorg. Mater.*, 9(3), 409-12, 1973; English Translation: *Inorg. Mat., USSR*, 9(3), 363-5, 1973.
- E068739. Zylbersztejn, A. and Mott, N.F., "Metal Insulator Transition in Vanadium Dioxide," *Phys. Rev. B.*, 11(11), 4383-95, 1975.
- E069075. Chandrashekhar, G.V., Choi, Q.W., Moyo, J., and Honig, J.M., "Electrical Transition in Vanadium-Doped Titanium Oxide ( $Ti_2O_3$ )," *Mater. Res. Bull.*, 5(12), 999-1007, 1970.
- E069102. Horlin, T., Niklewski, T., and Nygren, M., "Electrical and Magnetic Properties of  $V_{1-x}W_xO_2$ ,  $0 \leq x \leq 0.060$ ," *Mater. Res. Bull.*, 7(12), 1515-24, 1972.
- E071059. Honig, J.M., Wahnsiedler, W.E., and Eklund, P.C., "Electrical Properties of Niobium Oxide in High Magnetic Fields," *J. Solid State Chem.*, 6(2), 203-12, 1973.
- E071576. Zhuze, V.P., Goncharova, E.V., Kartenko, N.F., Komarova, T.I., Parfen'eva, L.S., Sergeeva, V.M., and Smirnov, I.A., "Physical Properties of Samarium (II) Sulfide in Its Homogeneity Range," *Phys. Status Solidi A*, 18(1), 63-9, 1973.
- E073303. Belanger, G., Destry, J., and Perluzzo, G., "Electron Transport in Single Crystals in Niobium Dioxide," *Can. J. Phys.*, 52(22), 2272-80, 1974.
- E073401. Rice, T.M. and Brinkman, W.F., "Effects of Impurities on the Metal-Insulator Transition," *Phys. Rev. B*, 3, 5(11), 4350-7, 1972.
- E073435. Kautz, R.L., Dresselhaus, M.S., Adler, D., and Linz, A., "Electrical and Optical Properties of Nickel Sulfide," *Phys. Rev. B*, 6(6), 2078-82, 1972.
- E073494. Petrich, G., Von Molnar, S., and Penney, T., "Exchange-Induced Autoionization in Europium-Rich Europium Oxide," *Phys. Rev. Lett.*, 26(15), 885-8, 1971.
- E073535. Leroux-Hugon, P., "Dielectric Constant of an Exchange-Polarized Electron Gas and the Metal-Semiconductor Transition in Doped Europium Oxide," *Phys. Rev. Lett.*, 29(14), 939-43, 1972.



- E073819. Palmier, J.F., Ballini, Y., and Merenda, P., "The a.c. Hopping Conductivity in Vanadium Dioxide," *Solid State Commun.*, 14(7), 575-8, 1974.
- E073943. Bideau, D., Grosvald, G., and Padiou, J., "Study of the Europium-Oxygen System. Conductivity Measurement," *Phys. Status Solidi A* (Germany), 22(1), 225-9, 1974.
- E073965. Loeser, W., Mattheck, C., and Haubenreisser, W., "Influence of the Intrinsic Thermistor Effect in  $\text{VO}_2$  Coplanar Switching Devices," *Phys. Status Solidi A*, 21(2), 487-96, 1974.
- E074009. Kleinschmidt, P., "Electrical Conductivity-Measurements on Doped  $\text{VO}_2$  Single-Crystals," *Phys. Lett. A*, 47A(3), 205-6, 1974.
- E076569. Blankova, E.B., Pleshcheva, L.V., Arsevatkina, R.P., and Bortnik, B.I., "Possibility of a Controlled Change in the Temperature of the Metal-Semiconductor Phase Transition in Nickel Sulfide," *Izv. Akad. Nauk SSSR, Neorg. Mater.*, 9(11), 2053-4, 1973; English Translation: *Inorg. Mat., USSR*, 9(11), 1818-9, 1973.
- E077111. Comes, R., Felix, P., Lambert, M., and Villeneuve, G., "Metal-Insulator Transition in Vanadium Niobium Oxide ( $\text{V}_{0.90}\text{Nb}_{0.10}\text{O}_2$ ) Due to a Local Pairing of Vanadium Atoms," *Acta Crystallogr., Sect. A*, 30(Part 1), 55-60, 1974.
- E077333. Gautier, F., Krill, G., Lapierre, M.F., and Robert, C., "Influence of Nonstoichiometry on the Electrical and Magnetic Properties of Nickel Disulfide," *Solid State Commun.*, 11(9), 1201-3, 1972.
- E077608. Mattheck, C., "Influence of a High-Conducting Bubble in Vanadium Dioxide Switching Devices," *Phys. Status Solidi A*, 11(2), K117-K121, 1972.
- E078100. Giuliani, G., Gustinetti, A., and Stella, A., "Optical Transition to the Fermi Level in  $\text{Na}_x\text{WO}_3$ ," *Phys. Lett. A*, 38(7), 515-6, 1972.
- E078207. Novikov, G.E., "Thermal Dependence of the Resistance of Vandium-(IV) Oxide Thermistors," *Izv. Leningrad, Elektrotekh. Inst.*, 99, 12-6, 1972.

- E078332. Duchene, Jacques, C., Terrailon, Monique, M., Pailly, M., and Adam, G.B., "Initiation of Switching in Vanadium Dioxide Coplanar Devices," IEEE Trans. Electron Devices, 18(12), 1151-5, 1971.
- E078766. Street, G.B., "Stability of Europium Oxide Films Doped with Iron and Europium," IEEE Trans. Mag., 8(1), 45-7, 1972.
- E079687. Guntersdorfer, M., "Semiconductor-Metal Transition Illustrated by Vanadium Dioxide," Festkoerperprobleme, 11, 87-97, 1971.
- E080574. Ohtani, T., "Electrical Properties of Nickel Sulfide ( $\text{Ni}_{1-x}\text{S}$ )," J. Phys. Soc. Japan, 37(3), 701-10, 1974.
- E080725. Jayaraman, A., "Pressure-Volume Relationship and Pressure-Induced Electronic and Structural Transformations in Eu and Yb Monochalcogenides," Phys. Rev. B, 9(6), 2513-20, 1974.
- E081115. Bruchlos, H., Manzel, M., and Steenbeck, K., "Electrical Switching Behaviour of Niobium Oxide Thin Films," Phys. Status Solidi A, 25(1), K39-42, 1974.
- E081120. Llinares, C., Desfours, J.P., Nadai, J.P., Godart, C., Percheron, A., and Achard, J.C., "Electric Transport Properties of Europium (II) Oxide Single Crystal in Relation With Growth Parameters," Phys. Status Solidi A, 25(1), 185-92, 1974.
- E081191. Mitsui, T., Mori, N., Yomo, S., and Ogawa, S., "Semiconductor-Metal Phase Diagram of Cobalt-Doped Nickel Sulfide," Solid State Commun., 15(5), 917-20, 1974.
- E081927. Ogawa, S., Waki, S., and Teranishi, T., "Magnetic and Electric Properties of 3d Transition-Metal Disulfides Having the Pyrite Structure," Int. J. Magn., 5(4), 349-60, 1974.
- E082564. Pauwels, L.J. and Maervoet, G., "Electrical Resistivity of Rhombohedral Nickel Sulfide," Bull. Soc. Chim. Belg., 80(7-8), 501-4, 1971.
- E082690. Antonin, V., Koller, A., and Nejezchleb, K., "Transition from Semiconductor to Metal of Lower Vanadium Oxides Prepared by Ceramic Technology," Silikaty, 17(1), 21-30, 1973.

- E084144. Pouchard, M. and Launay, J.C., "Elaboration and Characterization of Vanadium (III) Oxide Single Crystals by Vapor-Phase Transport," Mater. Res. Bull., 8(1), 95-104, 1973.
- E084145. Horlin, T., Niklewski, T., and Nygren, M., "Magnetic, Electrical, and Thermal Studies on the Vanadium Molybdenum Oxide System ( $V_{1-x}Mo_xO_2$ ) with  $0 \leq x \leq 0.20$ ," Mater. Res. Bull., 8(2), 170-90, 1973.
- E084265. Hulm, J.K., Jones, C.K., Hein, R.A., and Gibson, J.W., "Superconducting in the Titanium Oxide and Niobium Oxide Systems," J. Low Temp. Phys., 7(3-4), 291-307, 1972.
- E085575. Mott, N.F., "Metal-Insulator Transitions in  $VO_2$ ,  $Ti_2O_3$  and  $Ti_{2-x}V_xO_3$ ," Philos. Mag., 30(2), 389-402, 1974.
- E085576. Mott, N.F., "Rare-Earth Compounds With Mixed Valencies," Philos. Mag., 30(2), 403-16, 1974.
- E086262. Kautz, R.L., Dresselhaus, M.S., Adler, D., and Linz, A., "Electronic Structure of Nickel Disulfide," Proc. 11th Int. Conf. Phys. Semicond., 2, 807-12, 1972.
- E086761. Zeiger, H.J., "Unified Model of the Insulator-Metal Transition in Titanium Oxide and the High Temperature Transitions in Vanadium Oxide," Phys. Rev. B, 11(12), 5132-44, 1975.
- E087204. Kamat Dalal, V.N. and Keer, H.V., "Studies on the  $NiS_yTe_{1-y}$  System," J. Less-Common Met., 40(1), 145-51, 1975.
- E087248. Ohtani, T., Kosuge, K., and Kachi, S., "Impurity Effects on the Metal-Semiconductor Transition of  $NiS$ ," Phys. Status Solidi B, 66(2), 765-72, 1974.
- E087776. Jackson, J.L. and Shaw, M.P., "The Form and Stability of Current-Voltage Characteristics for Ideal Thermal Switching," Appl. Phys. Lett., 25(11), 666-8, 1974.
- E087881. Neuberger, M., "Data Compilation on Vanadium Oxides," Hughes Aircraft Co., Calif., 61 pp., 1971. [AD 734 596]
- E088213. Blaauw, C., Leenhouts, F., van der Woude, F., and Sawatzky, G.A., "The Metal-Non-Metal Transition in  $VO_2$ : X-Ray Photoemission and Resistivity Measurements," J. Phys. C., 8(4), 459-68, 1975.

- E088286. Penney, T. and Holtzberg, F., "Virtual Bound States and Configurational Mixing in  $\text{Sm}_{1-x}\text{Y}_x\text{S}$  Alloys," *Phys. Rev. Lett.*, 34(6), 322-5, 1975.
- E088400. Zeigler, H.J., "Free Energy Model of High Temperature Transition in Titanium Oxides and Vanadium Compounds," *Mater. Res. Bull.*, 125-38, 1973. [AD 777 549]
- E088981. Wertheim, G.K., "X-Ray Photoemissior and the Electronic Structure of Solids," *J. Franklin Inst.*, 298(4), 289-98, 1974.
- E090433. Ablova, M.S., Golubkov, A.V., and Shelykh, A.I., "Microhardness of Vanadium Dioxide in the Phase Transition Region," *Nov. Obl. Ispyt. Mikrotverdost*, 202-4, 1974.
- E091130. Anzai, K., Hirano, S., and Somya, S., "Electrical Conductivity of Chromium (III) Oxide-Doped Titanium (IV) Oxide," *Bull. Tokyo Inst. Technol.*, 120, 65-72, 1974.
- E091134. Keem, J., "Dynamic Seebeck Coefficient Measuring Device for High Resistivity Materials," *Chem. Instrum.*, 6(2), 133-41, 1975.
- E091263. Chandrashekhar, G.V., Shin, S.H., Jayaraman, A., Keem, J.E., and Honig, J.M., "Electrical Properties of Titanium Vanadium Oxide ( $(\text{Ti}_x\text{V}_{1-x})_2\text{O}_3$ )," *Phys. Status Solidi A*, 29(1), 323-9, 1975.
- E091550. Sergeeva, V.M., Goncharova, E.V., Kartenko, N.F., Demina, M.A., Smirnov, P.A., Andryushin, A.I., and Milyurev, Yu.K., "Region of Homogeneity of Samarium Sulfide," *Izv. Akad. Nauk SSSR, Neorg. Mater.*, 8(12), 2114-9, 1972; English Translation: *Inorg. Mat.*, USSR, 8(12), 1859-63, 1972.
- E092143. Bruckner, W., Moldenhauer, W., Wich, H., Wolf, E., Oppermann, H., Gerlach, U., and Reichelt, W., "The Range of Homogeneity of  $\text{VO}_2$  and the Influence of the Composition on the Physical Properties. II. The Change of the Physical Properties in the Range of Homogeneity," *Phys. Status Solidi A*, 29(1), 63-70, 1975.
- E092795. Keeler, W.J. and Jones, R.E., Jr., "Anomalous Pressure Dependence of the Metal-Nonmetal Transition of  $\text{NiS}$ ," *Solid State Commun.*, 17(1), 83-4, 1975.

- E093158. Pavluskin, N.M., Yesimov, B.O., Badalov, S.T., Abduraimov, A.A., and Suleymonov, Zh.T., "Investigation of the Crystallization Process of a Gabbroic Melt," Zap. Uzv. Otd. Vese. Mineral. Obshchest., 26, 151-4, 1973; English Translation: Army Foreign Science and Technology Center, 7 pp., 1975.
- E093516. Bruckner, W., "Semiconductor-Metal Transition in  $V_{0.996}Al_{0.004}O_{2+x}$ ," Phys. Status Solidi A, 30(1), K29-31, 1975.
- E093696. Chirkov, V.G., Zarzhitskii, M.Yu., and Mokrousov, V.V., "Preparation of Vanadium Dioxide and Pentoxide Films by Cathodic Sputtering," Tr. Mosk. Energ. Inst., 180, 76-9, 1974.
- E093734. Roux-Buisson, H., Coey, J.M.D., and Haen, P., "Magnetic Properties of Iron Impurities in a Host of Metallic Nickel Sulfide," AIP Conf. Proc., 24, 57-8, 1975.
- E093757. Wertheim, G.K., Campagna, M., Guggenheim, H.J., Remeika, J.P., and Buchanan, D.N.E., "X-Ray Photoemission Study of Metal-Insulator Transitions in Vanadium (IV) Oxide, Vanadium (III) Oxide, and Nickel (II) Sulfide," AIP Conf. Proc., 24, 235-7, 1974.
- E094722. Ismailov, S.A. and Samokhvalov, A.A., "Electroconductivity of Divalent Europium Oxides in Strong Electric Microwave Fields," Izv. Akad. Nauk Az. SSR, Ser. Fiz.-Tekh. Mat. Nauk, 1, 67-9, 1975.
- E094771. Godart, C., Percheron, A., Achard, J.C., Llinares, C., Desfours, J.P., and Nadai, J.P., "Europium Monoxide Single Crystal. Crystal Growth, Transport Properties, and Model," 11th Proc. Rare Earth Res. Conf., 2, 559-67, 1974.
- E095576. Ashkenazi, J. and Chuchem, T., "Band Structure of Vanadium Oxide ( $V_2O_3$ ) and Titanium Oxide ( $Ti_2O_3$ )," Philos. Mag., 32(4), 763-85, 1975.
- E096309. Nikolaev, V.I., Samokhvalov, A.A., and Sever, G.N., "Photoconductivity of Europium Oxide," Fiz. Tekh. Poluprov., 9(2), 379-80, 1975; English Translation: Sov. Phys. Semicond., 9(2), 251-2, 1975.
- E096635. Wertheim, G.K., Campagna, M., Guggenheim, H.J., Remeika, J.P., and Buchanan, D.N.E., "X-Ray Photoemission Study of Metal-Insulator Transitions in  $VO_2$ ,  $V_2O_3$  and NiS," AIP Conf. Proc. 24, 235-7, 1974.

- E096832. Zylbersztejn, A., Pannetier, B., and Merenda, P., "Fast Pulse Measurements of the Dielectric Constant of Semiconducting Vanadium (IV) Oxide," *Phys. Lett. A*, 54A(2), 145-7, 1975.
- E096855. Villeneuve, G., Drillon, M., Launay, J.C., Marquestaut, E., and Hagenmuller, P., "Electrical Properties of the Low Temperature Phases  $M_1$ , T, and  $M_2$  in Chromium and Aluminum Doped Vanadium (IV) Oxide," *Solid State Commun.*, 17(6), 657-61, 1975.
- E099152. Kusnitsyna, T.A., Mel'nik, N.I., and Velikanov, A.A., "Nature of the Chemical Interaction and of the Conductivity of Iron-Group Chalcogenide Melts," *Ukr. Khim. Zh.*, 42(1), 7-9, 1976.
- E099326. Krill, G., Lapierre, M.F., and Robert, C., "Electronic and Magnetic Properties of the Pyrite-Structure Compound  $NiS_2$ : Influence of Vacancies and Copper Impurities," *J. Phys. C*, 9(5), 761-82, 1976.
- E100055. Reyes, J.M., Sayer, M., and Chen, R., "Transport Properties of Tungsten-Doped  $VO_2$ ," *Can. J. Phys.*, 54(4), 408-12, 1976.
- E100056. Reyes, J.M., Sayer, M., Mansingh, A., and Chen, R., "Transport Properties of Impurity-Doped  $VO_2$ ," *Can. J. Phys.*, 54(4), 413-23, 1976.
- E100203. Bruckner, V., Wich, G., Terukov, E.I., and Chudnovskii, F.A., "The Magnetic Susceptibility of Vanadium Oxide in the Region of the Phase Transition Involving a Conductivity Jump," *Fiz. Tverd. Tela.*, 17(7), 2191-3, 1975; English Translation: *Sov. Phys. Solid State*, 17(7), 1452-3, 1976.
- E100388. Chui, S.T., "Heavy-Hole Excitonic Effects in Rare-Earth Compounds. [Metallic Conductors]," *Phys. Rev. B*, 13(5), 2066-71, 1976.
- E100757. Ufert, K.D., "Stress Induced Switching in  $VO_2$  Thin Films," *Phys. Status Solidi A*, 34(1), K83-6, 1976.
- E101229. Bruckner, W., Gerlach, U., Moldenhauer, W., Oppermann, H., Wolf, E., and Storbeck, I., "Influencing the Electrical Properties of Vanadium Dioxide Powder by Reduction Treatment," *Krist. & Tech.*, 11(3), 291-301, 1976.
- E102158. Lu, S.S.M., Shin, S.H., Pollak, F.H., and Raccach, P.M., "Reflectivity and Optical Constants of Titanium Oxide and Niobium Titanium Oxide," 13th Proc. Int. Conf. Phys. Semicond., 330-3, 1976.

- E102340. Lascaray, J.P., Desfours, J.P., and Averous, M., "Bound Magnetic Polaron Evidence in  $\text{EuO}$ ," *Solid State Commun.*, 19(7), 677-9, 1976.
- E102368. Tkachenko, B.K. and Tkachenko, Yu.K., "Determination of the Thickness and Refractive Index of Transparent Films Using the Microscope MIS-11," *Zavod. Lab.*, 42(7), 824-5, 1976.
- E102516. Watanabe, T., Mori, N., and Mitsui, T., "Effect of Spin Fluctuations on the Electrical Resistivity in the Pressure-Induced Metallic Phase of 7 at.% Co-Doped  $\text{NiS}$ ," *Solid State Commun.*, 19(9), 837-9, 1976.
- E102814. Khoi, N.N., Simon, T.R., and Eastwood, H.K., "Phase Transition in  $\text{V}_3\text{O}_5$ ," *Mater. Res. Bull.*, 11(7), 873-8, 1976.
- E103176. Terukov, E.I., Ufert, K.D., and Chudnovskii, F.A., "Investigation of the Electrical Properties of Vanadium Dioxide Films," *Fiz. Tverd. Tela*, 18(8), 2479-82, 1976; English Translation: *Sov. Phys. Solid State*, 18(8), 1450-1, 1976.
- E103431. Horlin, T., Niklewski, T., and Nygren, M., "Magnetic, Electrical and Thermal Studies of Vanadium Titanium Oxide ( $\text{V}_{1-x}\text{Ti}_x\text{O}_2$ ) ( $0 \leq x \leq 0.06$ )," *Acta Chem. Scand., Ser. A.*, A30(8), 619-24, 1976.
- E103573. Brueckner, W. and Moldenhauer, W., "Anisotropy of Thermoelectric Power in  $\text{V}_{1-x}\text{Me}_x\text{O}_2$  ( $\text{Me} = \text{Al}, \text{Ga}, \text{Fe}$ )," *Phys. Status Solidi A*, 38(1), K17-K21, 1976.
- E103680. Shubha, V. and Ramesh, T.G., "Explosive Phase Transformation in Samarium Terbium Sulfide ( $\text{Sm}_{0.8}\text{Tb}_{0.2}\text{S}$ )," *Curr. Sci.*, 46(1), 3-5, 1977.
- E103872. Brueckner, W., Gerlach, U., Moldenhauer, W., Brueckner, H.P., Thuss, B., Oppermann, H., Wolf, E., and Storbeck, I., "Metal-Nonmetal Transition in Iron- and Aluminum-Doped Vanadium Dioxide," *J. Phys. Colloq.*, 4, 63-8, 1976.
- E104764. Bruckner, W., Gerlach, U., Moldenhauer, W., Bruckner, H.P., Mattern, N., Oppermann, H., and Wolf, E., "Phase Transitions and Semiconductor-Metal Transition in  $\text{V}_{1-x}\text{Ga}_x\text{O}_2$  Single Crystals," *Phys. Status Solidi A*, 38(1), 93-102, 1976.

- E104930. Shapira, Y., "Recent Electrical Transport Studies in the Europium Chalcogenides," *Tr. Mezhdunar. Konf. Magn.*, 6, 5-16, 1973.
- E104938. Honig, J.M. and Van Zandt, L.L., "The Metal Insulator Transition in Selected Oxides," *Annu. Rev. Mater. Sci.*, 5, 225-78, 1975.
- E105110. Andreev, V.N., Smirnova, T.V., and Chudnovskii, F.A., "Electrical Conductivity of Vanadium Dioxide Films in the Vicinity of the Metal-Semiconductor Phase Transition," *Phys. Status Solidi B*, 77(2), K97-101, 1976.
- E105237. Tallerchik, B.A., Shustrov, B.A., Novikov, V.N., and Gindin, E.I., "Phase Transition in Vanadium Oxide - Titanium Oxide Solid Solutions," *Fiz. Tverd. Tela*, 18(5), 1461-4, 1976; English Translation: *Sov. Phys. Solid State*, 18(5), 848-50, 1976.
- E105267. Goncharova, E.V., Oskot'skii, V.S., Bzhalava, T.L., Romanova, M.V., and Smirnov, I.A., "Electrical Properties of Metallic Modifications of Samarium Sulfide," *Fiz. Tverd. Tela*, 18(7), 2065-70, 1976; English Translation: *Sov. Phys. Solid State*, 18(7), 1201-4, 1976.
- E105281. Goncharova, E.V., Romanova, M.V., Sergeeva, V.M., and Smirnov, I.A., "Anomalous High Magnetoresistance of Semiconducting Samarium Monosulfide," *Fiz. Tverd. Tela*, 19(3), 911-14, 1977; English Translation: *Sov. Phys. Solid State*, 19(3), 531-2, 1977.
- E105465. Kaski, K., Kuivalainen, P., Salo, T., Stubb, H., and Stubb, T., "Microwave Conductivity of EuO and EuSe," *AIP Conf. Proc.*, 34, 187-8, 1976.
- E106683. Fujii, Y., Hoshino, S., Sakuragi, S., and Kanzaki, H., "Neutron Scattering Study of the Lattice Dynamics of AgBr at 4.4 K (and Remeasurement of Optical Spectra)," *Phys. Rev. B*, 15(1), 358-68, 1977.
- E106738. Desfours, J.P., Lascaray, J.P., Llinares, C., and Averous, M., "Anomalies in Transport Properties of EuO Under Hydrostatic Pressure Due to Bound Magnetic Polaron," *Solid State Commun.*, 21(5), 441-4, 1977.



- E106761. Terukov, E.I., Chudnovskii, F.A., Bruckner, W., Reichelt, W., Bruckner, H.P., Moldenhauer, W., and Oppermann, H., "Influence of Mo, Ti and Ga Doping on Conductivity Transition of  $V_3O_5$ ," Phys. Status Solidi A, 38(1), K23-6, 1976.
- E106953. Golikova, O.A., "Conduction in Semiconductors with Lattice Imperfections," Fiz. Tekh. Poluprov., 10(7), 1330-3, 1976; English Translation: Sov. Phys. Semicond., 10(7), 789-91, 1976.
- E107374. Mabatah, A.K., Yoffa, E.J., Eklund, P.C., Dresselhaus, M.S., and Adler, D., "Anomalous Electrical Transport Properties of Nickel Cobalt Sulfide ( $Ni_{1-x}Co_xS_2$ )," Phys. Rev. Lett., 39(8), 494-7, 1977.
- E107392. Joshi, G.M., Keer, H.V., Kuwamoto, H., and Honig, J.M., "Structure and Properties of Chromium- and Aluminum-Doped Vanadium (III) Oxide - A Comparison," Indian J. Pure Appl. Phys., 15(7), 471-6, 1977.

- A000001. Donnelly, R.G., "Europia Development: Status and Plans," USAEC Rept. CONF-730721-1, 21 pp.
- A000002. Guntherodt, G. and Wachter, P., "Magnetic Field-Modulated Magnetoreflexance of Europium Chalcogenides," Surface Sci., 37, 288-96, 1973.
- A000003. Dimmock, J.O., Hanus, J.G., and Feinleib, J., "Multiplet Structure in Reflectance Spectra of Europium Chalcogenides," J. Appl. Phys., 41(3), 1088-9, 1970. [AD 709 753]
- A000004. Oliver, M.R., Dimmock, J.O., and Reed, T.B., "Temperature and Magnetic Field Dependence of the Conductivity of EuO," IBM J. Res. Develop., 14(3), 276-8, 1970.
- A000005. Desfours, J.P., Nadei, J.P., Averous, M., and Godard, G., "Light Induced Molecular Magnetic Polaron in EuO," Solid State Commun., 20(7), 691-4, 1976.
- A000006. Nagaev, E.L. and Grigin, A.P., "Transition of Heavily Doped Ferromagnetic Semiconductors to the Insulating State," Phys. Lett., A38(7), 469-70, 1972.
- A000007. Laks, B. and Goncalves da Silva, E.C.T., "Metal-Insulator Transition in Eu-Rich EuO," Phys. Rev. Lett., 36(20), 1204-6, 1976.
- A000008. Penney, T., Shafer, M.W., and Torrance, J.B., "Insulator-Metal Transition and Long-Range Magnetic Order in EuO," Phys. Rev. B, 5(9), 3669-74, 1972.
- A000009. Torrance, J.B., Shafer, M.W., and McGuire, T.R., "Bound Magnetic Polarons and the Insulator-Metal Transition in EuO," Phys. Rev. Lett., 29(17), 1168-71, 1972.
- A000010. Holtzberg, F., McGuire, T.R., Penney, T., Shafer, M.W., and Von Molnar, S., "Synthesis of Rare Earth Compounds and Study of Their Magnetic Optical and Semiconducting Properties," IBM Watson Research Center, Final Technical Rept. on Contract DAAH01-70-C-1309, 87 pp., 1971. [AD 729 355]
- A000011. Goncalves da Silva, C.E.T., "The Metal-Insulator Transition in Europium-Rich Europium(2+) Oxide," J. Phys. (Paris) Colloq., 4, 293-6, 1976.
- A000012. Samokhvalov, A.A., Gizhevskii, B.A., Simonova, M.I., and Solin, N.I., "Nonmetal-Metal Type Transition in  $\text{Eu}_{1-x}\text{Gd}_x\text{O}$ ," Fiz. Tverd. Tela, 14(1), 279-81, 1972.

- A000013. Capiomont, Y., Nguyen, V.D., and Massenet, O., "Europium(II) Oxide Thin Films, Magnetic and Electric Properties," Tr. Mezhdunar. Konf. Magn., 5, 155-60, 1974.
- A000014. Tominaga, M. and Ohata, N., "A Model for the Insulator-Metal Transition in Europium-Rich Europium(II) Oxide," J. Magn. Magn. Mater., 5(3), 196-201, 1977.
- A000015. Wachter, P., "Threshold and Memory Switch in Highly Doped 'Amorphous' Ferromagnetic Semiconductors," Helv. Phys. Acta, 46(1), 15, 1973.
- A000016. Wachter, P., "Electrical Switching and Memory Effects in Doped Ferromagnetic Semiconductors," Phys. Lett., A41(4), 391-2, 1972.
- A000017. Shafer, M.W., "Halide Doping of Ferromagnetic Europium Chalcogenides," J. Solid State Chem., 3(4), 505-9, 1971.
- A000018. Helten, M., Grunberg, P., and Zinn, W., "Optical Investigations of Eu-Rich EuO Near the Absorption Edge," Physica B+C, 89, 63-6, 1977.
- A000019. Camagni, P., Manara, A., Campagnoli, G., Gustinetti, A., and Stella, A., "Optical Properties of Metallic Sodium Tungsten Bronzes Analysis of Free- and Bound-Electron Contributions," Phys. Rev. B, 15(10), 4623-30, 1977.
- A000020. Tunstall, D.P., "Nuclear Resonance Investigation of the Low-Mobility Region in Cubic Metallic Sodium Tungsten Bronze,  $\text{Na}_x\text{WO}_3$ ," Phys. Rev. B, 11(8), 2821-30, 1975.
- A000021. Steele, B.C.H. and Dudley, G.J., "Thermodynamic and Transport Properties of Sodium in Selected Nonstoichiometric Oxides," J. Electrochem. Soc., 121(3), 104C, 1974.
- A000022. Ramanarayanan, T.A. and Worrell, W.L., "Thermodynamic Investigation of Cubic Sodium Tungsten Bronze,  $\text{Na}_x\text{WO}_3$ ," J. Electrochem. Soc., 121(11), 1530-4, 1974.
- A000023. Tunstall, D.P., "Microscopic Inhomogeneity in Sodium Tungsten Bronze: A Comment," Phys. Rev. B, 14(10), 4735-6, 1976.
- A000024. Anderegg, J.W., "Sodium Tungsten Bronze Thin Films by RF Sputtering," Ames Laboratory Tech. Rept. IS-T-753, 64 pp., 1977.

- A000025. Kapustkin, V.K. and Volkov, V.L., "Effect of Hydrostatic Pressure on the Electric Conductivity of a Sodium Vanadium Oxide Bronze Single Crystal," *Fiz. Tverd. Tela*, 19(9), 1850-1, 1977.
- A000026. Dautremont-Smith, W.C., Green, M., and Kang, K.S., "Optical and Electrical Properties of Tungsten Trioxide Thin Films Electrochemically Colored," *Electrochim. Acta*, 22(7), 751-9, 1977.
- A000027. Shin, S.H. and Raccach, P.M., "Radiation and Thermally Hardened Switching Materials," Belfer Graduate School of Science, Final Rept. on Contract DAAB07-72-C-0297, 83 pp., 1976. [AD B009 131]
- A000028. Rao, C.N.R., Rama Rao, G., and Subba Rao, G.V., "Semiconductor-Metal Transitions in  $\text{NbO}_2$  and  $\text{Nb}_{1-x}\text{V}_x\text{O}_2$ ," *J. Solid State Chem.*, 6(3), 340-3, 1973.
- A000029. Raccach, P.M., "Radiation and Thermally Hardened Switching Materials," Belfer Graduate School of Science, Semi-annual Rept. No. 3 on Contract DAAB07-72-C-0297, 11 pp., 1974. [AD 920 868]
- A000030. Shin, S.H., Halpern, T.H., and Raccach, P.M., "Crystal Growth and Study of the Stoichiometry of Niobium Dioxide," *Mater. Res. Bull.*, 10(10), 1061-5, 1975.
- A000031. Tuchendler, J., Magarino, J., and D'Haenens, J.P., "The Vanadium(3+)-Niobium(5+) Donor Center in Vanadium Niobium Oxide ( $\text{V}_{1-x}\text{Nb}_x\text{O}_2$ ) and the Metal-Insulator Transition," *Proc. Intern. Conf. Phys. Semicond.*, 13th, 318-21, 1976.
- A000032. Marelo, M., McWhan, D.B., Dernier, P.D., and Remeika, J.P., "Structural Aspects of the Metal-Insulator Transition in  $\text{V}_4\text{O}_7$ ," *J. Solid State Chem.*, 6(3), 419-29, 1973.
- A000033. Koehler, R.F., Jr. and White, R.L., "Metal-to-Semimetal Transition in NiS (Magnetic Properties)," *J. Appl. Phys.*, 44(4), 1682-6, 1973.
- A000034. Hutchings, T., "Neutron Scattering Investigation of NiS (Metal-Insulator Paramagnetic Antiferromagnetic Transition)," 1st European Conference on Condensed Matter, Summaries, 39-40, 1971.
- A000035. Anzai, S. and Ozawa, K., "Metal-Nonmetal Transition in NiS Under Pressure," *J. Appl. Phys.*, 48(6), 2139-44, 1977.

- A000036. Anzai, S. and Ozawa, K., "Pressure Effect on Metal-Nonmetal Transition in Nickel Monosulfide," *Physica B+C*, 86-88 (Pt. 2), 1001-2, 1977.
- A000037. Barthelemy, E., Chavant, C., Collin, G., and Gorochoy, O., "Metal Non-Metal Transition of Nickel Sulfide ( $\text{Ni}_{1-x}\text{S}$ ) and Nickel(2+) Sulfide Substituted by Selenium, Arsenic, and Iron: Transport Properties and Structural Aspect," *J. Phys. (Paris) Colloq.*, 4, 17-22, 1976.
- A000038. Adachi, K., "Magnetic Properties of  $\text{CoS}_2$  and Its Related Compounds with Pyrite Structure. II," *Solid State Phys.*, 10(3), 101-12, 1975.
- A000039. Endo, S., Mitsui, T., and Miyadai, T., "X-Ray Study of Metal-Insulator Transition in  $\text{NiS}_2$ ," *Phys. Lett.*, A46(1), 29-30, 1973.
- A000040. Fukui, T. and Miyahara, S., "Electrical and Magnetic Properties of Weak Ferromagnet Nickel Sulfide ( $\text{NiS}_2$ ) Single Crystals," *Trans. Jap. Inst. Met.*, 18(8), 590-3, 1977.
- A000041. Kaldis, E. and Wachter, W., "The Semiconductor-Metal Transition of the Samarium Mono-Chalcogenides," *Solid State Commun.*, 11(7), 907-12, 1972.
- A000042. Pohl, D.W., Badertscher, R., Muller, M.A., and Wachter, P., "Laser-Induced Phase Transition in the Surface of  $\text{SmS}$  Crystals," *Appl. Opt.*, 13(1), 95-7, 1974.
- A000043. Guntherodt, G., Melcher, R.L., Penney, T., and Holtzberg, F., "Configurational Mixing in  $\text{Sm}_{1-x}\text{Y}_x\text{S}$  and  $\text{SmS}_{1-x}\text{As}_x$  Optical and Elastic Properties," *J. Magn. Magn. Mater.*, 3(1-2), 93-5, 1976.
- A000044. Grachev, A.I., Kukharskii, A.A., Kaminskii, V.V., Pogarev, S.V., Smirnov, I.A., and Shul'man, S.G., "Optical Registration of Amplitude-Phase Holograms on Samarium Monosulphide Films," *Pis'ma Zh. Tekh. Fiz.*, 2(14), 628-31, 1976.
- A000045. Busch, G., Kaldis, E., and Wachter, P., "Optical Properties of the Metallic and Semiconducting Phase of  $\text{SmS}$ ," *Helv. Phys. Acta*, 45(6), 886, 1972.
- A000046. Smirnov, I.A., Suryanarayanan, R., and Shulman, S.G., "Optical Absorption of Metallic  $\text{SmS}$  Films," *Phys. Status Solidi*, B75(2), K153-6, 1976.

- A000047. Suryanarayanan, R., Smirnov, I.A., Brun, G., and Shul'man, S.G., "Optical Absorption of Semiconducting and Metallic Samarium Sulfide and Samarium Lanthanide Sulfide ( $\text{Sm}_{1-x}\text{Ln}_x\text{S}$ ) Films," J. Phys. (Paris) Colloq., 4, 271-4, 1976.
- A000048. Kocharyan, A.N. and Khomskii, D.I., "Valence Change Transitions in Rare Earth Compounds," Zh. Eksp. Teor. Fiz., 71(2), 767-77, 1976.
- A000049. Chatterjee, A., Jayaraman, A., Ramaseshan, S., and Singh, A.K., "Pressure-Induced Electronic and Structural Transformation in Some Rare Earth Monochalcogenides," Acta Crystallogr., A28(4), 1972.
- A000050. Holqzberg, F. and Torrance, J.B., "High Contrast Nonvolatile Reversible Medium for Low-Energy Laser Writing," IBM Tech. Disclosure Bull., 16(9), 1974.
- A000051. Anderson, P.W. and Chui, S.T., "Anharmonic Strain Effects in Crystals and Mixed Valence States," Phys. Rev. B, 9(8), 3229-36, 1974.
- A000052. Kocharyan, A.N. and Khomskii, D.I., "Effect of Hybridization on Electron Transitions in Compounds of Rare Earth Metals," Sov. Phys. Lebedev Inst. Rep., 8, 1-7, 1974.
- A000053. Shul'man, S.G., Bzhalava, T.L., Zhukova, T.B., Dedegkaev, T.T., and Smirnov, I.A., "Metal-Semiconductor Phase Change in Thin Films of Samarium Monosulphide," Sov. Phys.-Solid State, 17(10), 1984-6, 1975.
- A000054. Rajan, V.T. and Falicov, L.M., "Mixed-Valence States at a Crystal Surface  $\text{SmS}$ ," Solid State Commun., 21(4), 347-51, 1977.
- A000055. Bzhalava, T.L., Shul'man, S.G., Dedegkaev, T.T., Zhukova, T.B., and Smirnov, I.A., "Metal Modification of Samarium(II) Sulfide in Vacuum-Deposited Films," Phys. Lett., A55(3), 161-2, 1975.
- A000056. Bringer, A., "On the Semiconductor-Metal Transition of Samarium Sulfide," J. Magn. Magn. Mater., 3(1-2), 84-7, 1976.
- A000057. Bzhalava, T.L., Shubnikov, M.L., Shul'man, S.G., Golubkov, A.V., and Smirnov, I.A., "Hall Effect in Samarium(II) Sulfide in the Semiconductor-Metal Phase Transition Region," Fiz. Tverd. Tela, 18(10), 3148-50, 1976.

- A000058. Kaminskii, V.V., Solomonov, Yu.F., Egorov, V.E., Smirnov, B.I., and Smirnov, I.A., "Metal-Semiconductor Phase Transition Energy in Samarium Monosulfide," *Fiz. Tverd. Tela*, 18(10), 3135-7, 1976.
- A000059. Sovestnov, A.E., Krutov, G.A., Ryl'nikov, A.S., and Shaburov, V.A., "Electron Mechanism of High-Temperature Phase Transformations in Samarium Sulfide ( $\text{SmS}$ ) and Samarium Gadolinium Sulfide ( $\text{Sm}_{1-x}\text{Gd}_x\text{S}$ )," *Zh. Eksp. Teor. Fiz.*, 73(3), 961-6, 1977.
- A000060. Ryabov, A.V., Smirnov, B.I., Shul'man, S.G., Zhukova, T.B., and Smirnov, I.A., "Mechanism of the Stabilization of the Metallic Phase on the Surface of a Samarium Sulfide Crystal," *Fiz. Tverd. Tela*, 19(9), 1699-702, 1977.
- A000061. Egorov, A.I., Petrovich, E.V., Smirnov, Yu.P., Sovestnov, A.E., Sumbaev, O.I., and Shaburov, V.A., "Electronic Phase Transition and Semiconductor-Metal Transition in Sm Monochalcogenides Doped with Trivalent Nd and Gd and Divalent Eu," *Izv. Akad. Nauk SSSR, Ser. Fiz.*, 40(2), 150-2, 1976; English translation: *Bull. Acad. Sci. USSR, Phys. Ser.*, 40(2), 150-2, 1976.
- A000062. Bucher, E. and Maines, R.G., "Semiconductor-Metal Transition in  $\text{SmS}$ - $\text{SmSe}$  Mixed Crystals," *Solid State Commun.*, 11(10), 1441-4, 1972.
- A000063. Chouteau, G., Pena, O., Holtberg, F., Penney, T., Tournier, R., and Van Molnar, S., "The Influence of Samarium(3+) Impurities on Properties of Pure Samarium(2+) Sulfide and Its Alloys with Lanthanum(2+) Sulfide," *J. Phys. (Paris) Colloq.*, 4, 283-8, 1976.
- A000064. Ohashi, M., Kaneko, T., Yoshida, H., and Abe, S., "Insulator-Metal Transition in the Mixed Compounds Samarium Gadolinium Sulfide ( $\text{Sm}_{1-x}\text{Gd}_x\text{S}$ )," *Physica B+C*, 86-88 (Pt. 1), 224-6, 1977.
- A000065. Suryanarayanan, R., "Optical Study of Semiconductor to Metal Transition in Samarium Lanthanide Sulfide ( $\text{Sm}_{1-x}\text{Ln}_x\text{S}$ ) and Samarium Arsenide Sulfide ( $\text{SmS}_{1-x}\text{As}_x$ ) Films," *Physica B+C*, 86-88 (Pt. 1), 227-8, 1977.
- A000067. Chi, T.C., Sladek, R.J., Lenz, D., and Lucke, K., "Ultrasonic Attenuation and the Electrical Transition in  $\text{Ti}_2\text{O}_3$ ," *Proceedings of the 5th International Conference on Internal Friction and Ultrasonic Attenuation in Crystalline Solids*, 127-36, 1975.

- A000068. Mooradian, A., Raccach, P.M., Keller, S.P., Hencal, J.C., and Stern, F., "A Raman Study of the Semiconductor-Metal Transition in  $Ti_2O_3$ ," Proceedings of the 10th International Conference on the Physics of Semiconductors, 310-11, 1970.
- A000069. Maxwell R. Maybaum Institute for Material Sciences and Quantum Electronics, Belfer Graduate School of Science, New York, Quarterly Rept. No. 1, 40 pp., August 1972. [AD 748 336]
- A000070. Rice, C.E., "Structural Consequences of Electrical Transitions: The Effects of Heating and Doping on the Crystal Structure of Titanium Sesquioxide," Purdue University, Thesis, 141 pp., 1976.
- A000071. Chen, H.L.S., "The Effects of Elastic Deformation on the Electrical Resistivity of Titanium Sesquioxide ( $Ti_2O_3$ ) in the Semiconducting and in the Semiconductor-Semimetal Transition Regions," Purdue University, Thesis, 109 pp., 1976.
- T000072. Rice, C.E. and Robinson, W.R., "High-Temperature Crystal Chemistry of Titanium(3+) Oxide: Structural Changes Accompanying the Semiconductor-Metal Transition," Acta Crystallogr., B33(5), 1342-8, 1977.
- A000073. Rice, C.E. and Robinson, W.R., "Structural Changes Associated with the Semiconductor-to-Metal Transition in Titanium Oxide ( $Ti_2O_3$ )," Mater. Res. Bull., 11(11), 1355-9, 1976.
- A000074. Shaikh, A.M., Viswamitra, M.A., and Rao, C.N.R., "A Crystallographic Study of Semiconductor-Metal Transitions in Pure and Vanadium-Doped Titanium(III) Oxide," Curr. Sci., 46(13), 431-3, 1977.
- A000075. Ashkenazi, J. and Weger, M., "The Effect of Band Structure and Electron-Electron Interactions on the Metal-Insulator Transitions in Titanium(3+) Oxide and Vanadium(3+) Oxide," J. Phys. (Paris) Colloq., 4, 189-98, 1976.
- A000076. Goddenough, J.B., Keller, S.P., Hencal, J.C., and Stern, F., "Role of the Crystal C/A Ratio in  $Ti_2O_3$  and  $V_2O_3$ ," Proceedings of the 10th International Conference on the Physics of Semiconductors, 304-10, 1970.



- A000077. Lehnert, K., Unterricker, S., and Hausbrand, J., "Study of Phase Transitions in Vanadium(III) Oxide and Titanium(III) Oxide Samples Using the Distorted Angle Correlation Method," Zentralinst. Kernforsch., Rossendorf Dresden, ZfK-295, 94-5, 1975.
- A000078. Marezio, M., Dernier, P.D., McWhan, D.B., and Remeika, J.P., "X-Ray Diffraction Studies on the Metal Insulator Transitions in  $Ti_4O_7$ ,  $V_4O_7$ , and  $VO_2$ ," Mater. Res. Bull., 5(12), 1015-23, 1970.
- A000079. Bugaev, A.A., Zakharchenya, B.P., and Chudnovskii, F.A., "Change of Polarization of the Reflected Radiation Upon Phase Transition in Oxides of Vanadium," Pis'ma Zh. Tekh. Fiz., 2(8), 341-6, 1976.
- T000080. Valiev, K.A., Kopaev, Yu.V., Mokerov, V.G., and Rakov, A.V., "Optical and Electrooptical Properties of Vanadium Dioxide ( $VO_2$ )," Ural. Konf. Spektrosk. (Tezisy Dokl.), 7th, 3, 147-9, 1971.
- A000081. Chenevas-Paule, A., "Induction of Insulator/Metal Transition of Vanadium Dioxide by Substitution of Chemisorbed Species for T .mchlt. Tc," J. Phys. (Paris) Colloq., 4, 75-7, 1976.
- A000082. Reyes, J.M., Lynch, G.F., Sayer, M., McBride, S.L., and Hutchison, T.S., "Electrical, Optical, Magnetic Resonance and Microhardness Properties of Tungsten-Doped  $VO_2$ ," J. Can. Ceram. Soc., 41, 69-75, 1972. [AD 770 780]
- A000083. Serebrennikov, L.V. and Mal'tsev, A.A., "The IR-Absorption Spectrum of Vanadium Dioxide Synthesized in Argon Matrix," Vestn. Mosk. Univ., Khim., 16(4), 486-7, 1975.
- A000084. Gerbshtein, Yu.M., Smirnova, T.V., and Chudnovskii, F.A., "Light Absorption by 'Drops' of the Metallic Phase Near the Semiconductor-Metal Phase Transition Point in Vanadium(IV) Oxide," Pis'ma Zh. Eksp. Teor. Fiz., 25(10), 474-6, 1977.
- A000085. Merenda, P. and Sol, N., "Vapor Phase Epitaxy of Pure Vanadium Dioxide and Vanadium Chromium Oxide ( $V_{1-x}Cr_xO_2$ )," J. Cryst. Growth, 40(2), 195-9, 1977.
- A000086. Muller, K.H., Wolf, M., Henschik, H., and Hausmann, K., "Stability of a  $VO_2$  Thermal Switching Sample with Filament Formation," Phys. Status Solidi, A34(2), K199-202, 1976.

- A000087. Goodenough, J.B., "The Two Components of the Crystallographic Transition in  $\text{VO}_2$ ," J. Solid State Chem., 3(4), 490-500, 1971.
- A000088. Marezio, M., McWhan, D.B., Dernier, P.D., and Remeika, J.P., "Structural Aspects of the Metal-Insulator Transitions in Titanium and Vanadium Oxides," Acta Crystallogr., A28 (Pt. 4), 1972.
- A000089. Hearn, C.J., "Phonon Softening and the Metal-Insulator Transition in  $\text{VO}_2$ ," J. Phys. C, 5(12), 1317-34, 1972.
- A000090. Raikhtsaum, G.A., Slyshek, N.V., and Chudnovskii, F.A., "Effects Associated with the Passage of a Current Across the Boundary Between Semiconducting and Metallic Phases in Vanadium Dioxide," Fiz. Tekh. Poluprov., 6(11), 2261-3, 1972; English translation: Sov. Phys.-Semicond., 6(11), 1906-7, 1973.
- A000091. Duchene, J., Adam, G., and Augier, D., "Mechanism of Negative Resistance and Filamentary Conduction in Thermal Switching Devices," Phys. Status Solidi, A8(2), 459-62, 1971.
- A000092. Chakraverty, B.K., "Insulator-Metal Transitions - Some Recent Results," J. Magn. Magn. Mater., 3(1-2), 176-83, 1976.
- A000093. Hearn, C.J., "The Metal-Insulator Transition in  $\text{VO}_2$  (Phonon Softening)," Phys. Lett., A38(6), 447-8, 1972.
- A000094. Kapaev, V.V. and Timerov, R.Kh., "The Dynamics of Thermal Switching in a Medium with a Dielectric-Metal Phase Transition," Mikroelektronika, 5(4), 358-43, 1976; English translation: Sov. Microelectron., 5(4), 271-6, 1976.
- A000095. Anklam, H.J. and Mattheck, C., "Theoretical Investigation of the Pulse Response of  $\text{VO}_2$  Coplanar Switching Devices. II. Discussion of Results," Phys. Status Solidi, A20(1), 127-34, 1973.
- A000096. Anklam, H.J. and Mattheck, C., "Theoretical Investigation of the Pulse Response of  $\text{VO}_2$  Coplanar Switching Devices. I. General Theory," Phys. Status Solidi, A19(2), 433-9, 1973.
- A000097. Mattis, D.C. and Langer, W.D., "Role of Phonons and Band Structure in Metal-Insulator Phase Transition," Phys. Rev. Lett., 25(6), 376-80, 1970. [AD 719 054]

- A000098. Ladd, L.A., "Electrical and Optical Properties of High Quality Crystalline  $V_2O_4$  Near the Semiconductor-Metal Transition Temperature," Harvard University, Division of Engineering and Applied Physics, Technical Rept. No. HP-26, 209 pp., 1971. [AD 727 242]
- A000099. Dick, J.J., Fan, J.C.C., and Dandekar, D.P., "Observations of the 65°C Semiconductor-Metal Transition in Vanadium Dioxide Thin Films Shock-Compressed to 60-120 kbar; Possibilities for Shock Temperature Measurement," Europhys. Conf. Abstr., A1, 48, 1975.
- A000100. Nygren, M., "Phase Relations and Physical Properties of Vanadium Dioxide and (Vanadium Metal) Dioxide Where Metal = Chromium, Molybdenum, and Tungsten," Chem. Commun., Univ. Stockholm, 2, 50 pp., 1973.
- A000101. Duchene, J., Terraillon, M., and Pailly, M., "Radio-Frequency and d.c. Reactive Sputtering for Crystalline and Amorphous Vanadium Dioxide Thin Film Deposition," Thin Solid Films, 12(2), 231-4, 1972.
- A000102. Macialowicz, A., Ignatowicz, S.A., Kuzma, C., and Schmidt, B., "Preparation and Properties of Vanadium(IV) Oxide Thin Films," Elektronika, 16(9), 359-60, 1975.
- A000103. Mokrousov, V.N. and Kornetov, V.N., "Effect of Electrical Conductivity on the Inductive Parameters of a Vanadium Dioxide-Based Planar Structure on Mica," Tr. Mosk. Energ. Inst., 219, 30-2, 1975.
- A000104. Vasil'ev, G.P., Serbinov, I.A., and Ryabova, L.A., "Switching in the Vanadium(IV) Oxide-Dielectric-Semiconductor System," Pis'ma Zh. Tekh. Fiz., 3(8), 342-5, 1977.
- A000105. Vasil'ev, G.P., Pakhomov, L.A., Ryabova, L.A., and Serbinov, I.A., "Influence of the Temperature on the Sensitivity to Heat Perturbation and On the Current Noise in Vanadium Dioxide," Thin Solid Films, 42(2), 155-9, 1977.
- A000106. Darevskii, A.S., Serbinov, I.A., and Karasev, V.N., "Epitaxy of Pyrolytic Vanadium Dioxide ( $VO_2$ ) Films on Sapphire," Kristallografiya, 20(3), 684-6, 1975.
- A000107. Bilenko, D.I., Zharkova, E.A., Ryabova, L.A., Serbinov, I.A., and Khasina, E.I., "Superhigh-Frequency Radiation-Induced Metal-Semiconductor Phase Transition in Vanadium Dioxide Films," Pis'ma Zh. Tekh. Fiz., 2(23), 1092-4, 1976.

- A000108. Kamchatka, M.I., Zinov'eva, T.A., Minenko, G.V., Smirnova, L.V., and Ormont, B.F., "Production of Vanadium Dioxide Film and Some of Their Electrophysical Properties," *Izv. Leningr. Elektrotekh. In-ta*, 186, 125-9, 1976.
- A000109. Chugunova, M.E., Zhdan, A.G., and Elinson, V.M., "Pyrolytic Vanadium Dioxide Films: Phase Transition and Electrical Conductivity," *Mikroelektronika*, 5(6), 558-61, 1976.
- A000110. Pouget, J.P. and Launois, H., "Metal-Insulator Phase Transition in Vanadium Dioxide," *J. Phys. (Paris) Colloq.*, 4, 49-57, 1976.
- A000111. Lazukova, N.I. and Gubanov, V.A., "The Phase Transition in Vanadium Oxide ( $\text{VO}_2$ )," *Solid State Commun.*, 20(7), 649-5, 1976.
- A000112. Weiss, L., "Effect of the Metal-Insulator Transition in Vanadium Dioxide on the Phonon Spectrum," *Zentralinst. Kernforsch., Rossendorf, Dresden, ZfK-295*, 92-3, 1975.
- A000113. Ufert, K.D. and Terukov, E.I., "On the Problem of the Phase Transition in Disordered Vanadium Dioxide Thin Films," *Phys. Status Solidi*, A40(2), K157-K159, 1977.
- A000114. Chernenko, I.M. and Tonkoshkur, A.S., "Electrical Conductivity at Super-High Frequency of Vanadium Dioxide Films in the Semiconductor-Metal Phase Transition Region," *Elektrodinamika i Fiz. SVCH*, 121-3, 1976.
- A000115. Pouget, J.P., Launois, H., D'Haenens, J.P., Merenda, P., and Rice, T.M., "Electron Localization Induced by Uniaxial Stress in Pure Vanadium Oxide ( $\text{VO}_2$ )," *Phys. Rev. Lett.*, 35(13), 873-5, 1975.
- A000116. Miller, V.I., Bondarenko, V.M., Perelyaev, V.A., Aleksiejunas, A., Geciauskas, S., and Shveikin, G.P., "Synthesis and Some Properties of Single Crystals and Polycrystalline Vanadium Dioxide," *Liet. Fiz. Rinkinys*, 17(5), 639-42, 1977.
- A000117. Bondarenko, V.M. and Aleksiejunas, A., "Thermal Switching in a Cylindrical Vanadium Dioxide Sample," *Liet. Fiz. Rinkinys*, 17(5), 633-8, 1977.

- A000118. Valiev, K.A., Mokerov, V.G., Saraikin, V.V., and Petrova, A.G., "Light Scattering at the Semiconductor-Metal Phase Transition in Vanadium Dioxide," *Fiz. Tverd. Tela*, 19(9), 1537-44, 1977.
- A000119. Bruemmer, O., Draeger, G., and Werfel, F., "Application of the Micro-analyzer in the Investigation of the Electronic Structure of Solids," *Mikrochim. Acta, Suppl.* 7, 279-88, 1977.
- A000120. Buehling, D. and Michalowsky, L., "Influence of the Manufacturing Parameters on Film Structure and Properties of Reactively Sputtered Vanadium Dioxide Films," *Vide*, 31(185), 185-8, 1976.
- A000121. Mokrousov, V.V. and Kornetsov, V.N., "Preparation of Vanadium Dioxide and Pentoxide Films by Cathodic Sputtering," *Izv. Vyssh. Ucheb. Zaved., Fiz.*, 18(1), 156, 1975.
- A000122. Neurgaonkar, R.R. and Roy, R., "Structural and Thermal Properties of the Phase  $V_{1-x}Cr_{2x}^{3M}O_2$ ,  $M = W^{6+}$  or  $Mo^{6+}$ ," *Mater. Res. Bull.*, 11(4), 361-8, 1976.
- A000123. Prodan, A., Marinkovic, V., and Prosek, M., "Phase Transition in Germanium Vanadium Oxide ( $GeV_xO_{1-x}$ ) Crystals," *Mater. Res. Bull.*, 9(2), 121-7, 1972.
- A000124. Brueckner, W., Gerlach, U., Brueckner, H.P., Moldenhauer, W., and Oppermann, H., "Influence of Nonstoichiometry on the Phase Transitions in Gallium, Aluminum and Iron-Doped Vanadium Dioxide," *Phys. Status Solidi*, A42(1), 295-303, 1977.
- A000125. Ufert, K.D., Steenbeck, K., and Steinbeiss, E., "Doping of Vanadium Dioxide Thin Layers," *Krist. Tech.*, 12(6), 603-8, 1977.
- A000126. Ufert, K.D. and Terukov, E.I., "Electrical Properties of Doped Layers of Vanadium Dioxide," *Probl. Fiz. Tverd. Tela Mater.*, 335-8, 1976.
- A000127. Beresneva, L.A., Vasil'eva, L.L., Devyatova, S.F., Pan'kin, V.G., Svitashv, K.K., and Shvants, N.L., "Behavior of Optical Constants and Electrical Properties of Vanadium(IV) Oxide Thin Films Near the Phase Transition," *Pis'ma Zh. Tekh. Fiz.*, 3(9), 420-4, 1977.
- A000128. Andreeff, A., Brauer, G., and Brueckner, G., "Positron Annihilation in Vanadium(IV) Oxide and Vanadium(III) Oxide," *Zentralinst. Kernforsch., Rossendorf, Dresden, ZfK-295*, 93-4, 1975.

- A000129. Kokin, A.A., "Metal-Insulator Phase Transition in an Electric Field," Fiz. Tverd. Tela, 17(5), 1317-26, 1975; English translation: Sov. Phys.-Solid State, 17(5), 851-5, 1975.
- A000130. Andreeff, A. and Brauer, G., "Positron Annihilation Study of the Metal-Insulator Transition in  $V_2O_3$  and  $VO_2$ ," Phys. Status Solidi, B75(2), K115-18, 1976.
- A000131. Nagasawa, K., Bando, Y., and Takada, T., "Crystal Growth on Vanadium Oxides by Chemical Transport," J. Cryst. Growth, 17, 143-8, 1972.
- A000132. Chudnovskii, F.A., "Metal-Semiconductor Phase Transition in Vanadium Oxides and Technical Applications," Zh. Tekh. Fiz., 45(8), 1561-83, 1975; English translation: Sov. Phys.-Tech. Phys., 20(8), 999-1012, 1976.
- A000133. Kachi, S., Kosuge, K., and Okinaka, H., "Metal-Insulator Transition in  $V_nO_{2n-1}$ ," J. Solid State Chem., 6(2), 258-70, 1973.
- A000134. Grandt, N.B., Svistova, E.A., Kat, D.C., Kopaev, Yu.V., and Andrianov, G.O., "Abstracts of Reports Presented at the First All-Union Conference on Metal-Dielectric Phase Transitions," Joint Publications Research Service Rept. No. JPRS-57631, 14 pp., 1972.
- A000135. Ashkenazi, J. and Weger, M., "A Simple Model for the Metal-Insulator Transition in  $V_2O_3$ ," Bull. Israel Phys. Soc. (Ann. Meeting), 39, 1972.
- A000136. Andreev, V.N. and Chudnovskii, F.A., "Causes of the Destruction of Vanadium Trioxide Single Crystals at a Metal-Semiconductor Phase Transition and Processes for Eliminating It," Fiz. Tverd. Tela, 17(10), 2957-60, 1975.
- A000137. Noguchi, M., Kimizuka, N., Chiba, T., and Tsuda, N., "Lifetime Spectra of Positrons in Vanadium Trioxide ( $V_2O_3$ )," J. Phys. Soc. Jap., 34(3), 661-5, 1973.
- A000138. Weger, M., "Application of the Excitonic Model to the Metal-Insulator Transition of a Simple Band Model," Phil. Mag., 24(191), 1095-17, 1971.
- A000139. Gossard, A.C., Menth, A., Warren, W.W., Jr., and Remeika, J.P., "Metal-Insulator Transitions of  $V_2O_3$ , Magnetic Susceptibility and Nuclear-Magnetic-Resonance Studies," Phys. Rev. B, 3(12), 3993-4002, 1971.
- A000140. Mott, N.F., "Metal-Insulator Transitions," Contemp. Phys., 14(5), 401-13, 1973.

- A000141. Yasuoka, H., Nishihara, H., Nakamura, Y., and Remeika, J.P., "Observations of  $^{51}\text{V}$  NMR In Antiferromagnetic State of  $\text{V}_2\text{O}_3$ ," Phys. Lett., A37(4), 299-300, 1971.
- A000142. Capellmann, H., "The Magnetic Properties and the Metal-Insulator Transitions in  $\text{V}_2\text{O}_3$ ," Phys. Status Solidi, B70(1), 63-9, 1975.
- A000143. Ovchinnikov, S.G. and Kuz'min, E.V., "Lattice Distortion and Metal-Dielectric Phase Transition in an Antiferromagnet," Fiz. Tverd. Tela, 17(5), 1256-60, 1975.
- A000144. Gossard, A.C. and Remeika, J.P., "Covalent Distribution of Spin in  $\text{V}_2\text{O}_3\text{O}^{17}$  Nuclear Resonance (Metal-Insulator Transition)," Solid State Commun., 15(3), 609-11, 1974.
- A000145. Kerlin, A.L., Nagasawa, H., and Jerome, D., "Metal-Insulator Transition Investigation in  $\text{V}_2\text{O}_3$  by Nuclear Magnetic Resonance and Relaxation," Solid State Commun., 13(8), 1125-9, 1973.
- A000146. Castellani, C., Natoli, C.R., and Ranninger, J., "On the Metal-Insulator Transition in Vanadium(3+) Oxide," J. Phys. (Paris) Colloq., 4, 199-205, 1976.
- A000147. Parette, G. and Rao, L.M., "Small Angle Diffuse Neutron Scattering: Measurements on Vanadium(III) Oxide in the Temperature Range 400-600 K," Solid State Commun., 23(3), 179-83, 1977.
- A000148. Kosuge, K., Okinaka, H., and Kachi, S., "Metal Insulator Phase Transition and Magnetic Properties of Vanadium-Oxygen ( $\text{V}_n\text{O}_{2n-1}$ )," IEEE Trans. Magn., 8(3), 581-3, 1972.
- A000149. Capellmann, H., "Magnetic Properties and the Metal-Insulator Transitions in Vanadium(III) Oxide," Phys. Status Solidi, B70(1), 63-9, 1975.
- A000150. Mizoguchi, M. and Iida, S., "Temperature Dependence of  $^{51}\text{V}$  NMR in  $\text{V}_2\text{O}_3$  Up to 1000 K," J. Phys. Soc. Jap., 35(1), 302, 1973.
- A000151. Launay, J.C., Pouchard, M., Ayroles, R., and Jouffrey, B., "Electron Microscope Study of Phase Transition Phenomena in Single Crystals of the Oxide  $\text{V}_2\text{O}_3$  Pure and Chromium Doped," Mater. Res. Bull., 10(6), 559-64, 1975.

- A000152. Ayroles, R., Roucau, C., Launay, J.C., and Pouchard, M., "Electron Microscopic Study of Phase Transitions in Vanadium Oxides of the Composition  $V_2O_3$  and  $V_{1-x}Cr_x)_2O_3$ ," J. Phys. (Paris) Colloq., 4, 101-4, 1976.
- A000153. Launay, J.C., Pouchard, M., and Ayroles, R., "Some Aspects of the Vapour Phase Transport of Pure and Cr-Doped  $V_2O_3$ ," J. Cryst. Growth, 36(2), 297-310, 1976.
- A000154. Kuwamoto, H., Keer, H.V., Keem, J.E., Shivashankar, S.A., Van Zandt, L.L., and Honig, J.M., "Electrical Transitions in Pure and Doped Vanadium(3+) Oxide," J. Phys. (Paris) Colloq., 4, 35-40, 1976.
- A000155. Kawakubo, T., Kabashima, S., Goto, T., and Nishimura, K., "Lifetime of Electrons for Staying in the Impurity State and in the Conduction Band in Titanium-Doped Vanadium Oxide," Conduction Low-Mobility Mater., Proc. Int. Conf., 2nd, 101-6, 1971.
- A000156. Rice, C.E. and Robinson, W.R., "Structural Changes in the Solid Solution (Titanium-Vanadium) Oxide  $((Ti_{1-x}V_x)_2O_3)$  as x Varies from Zero to One," J. Solid State Chem., 21(2), 145-54, 1977.
- A000157. Sukhovei, K.S., Anishin, V.F., Berezovskii, G.A., and Paukov, I.E., "Thermodynamic Properties of Titanium and Vanadium Oxides. VI. Heat Capacity, Entropy, and Enthalpy of Vanadium Oxide ( $V_2O_5$ ) in the 15-300 K Range," Zh. Fiz. Khim., 49(9), 2463, 1975.
- A000158. Terukov, E.I., Chudnovskii, F.A., Reichelt, W., Oppermann, H., Bruckner, W., Bruckner, H.P., and Holdenauer, W., "Investigation of the Physical Properties of  $V_2O_5$  at Phase Transition with Consideration of Its Range of Homogeneity," Phys. Status Solidi, A37(2), 541-6, 1976.
- A000159. Terukov, E.I., Chudnovskii, F.A., Brueckner, W., Moldenhauer, W., Brueckner, H.P., Oppermann, H., and Reichelt, W., "Probl. Fiz. Tverd. Tela Materialoved, 332-4, 1976.



