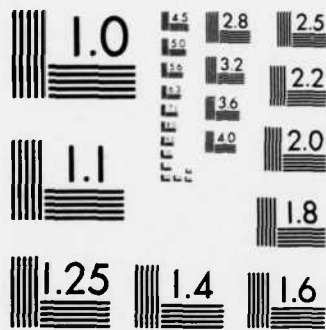


AD-B127 830L AUTOMATED MULTI-MEDIA EXCHANGE (AMME) SOFTWARE RELEASE 1/1  
3014 LETTERKENNY A. (U) ARMY INFORMATION SYSTEMS  
ENGINEERING COMMAND FORT HUACHUCA AZ. R G FRIAS  
UNCLASSIFIED SEP 88 F/G 25/3 USGO





MICROCOPY RESOLUTION TEST CHART  
NATIONAL BUREAU OF STANDARDS-1963-A

TR-085

PUBLICATION NUMBER ASB-TE-88-TR-085  
AUTOMATED MULTI-MEDIA EXCHANGE (AMME)  
SOFTWARE RELEASE 5.0.1.4,  
LETTERKENNY ARMY DEPOT (LEAD),  
CHAMBERSBURG, PA

TEST REPORT

BY

RICHARD G. FRIAS

BASE INFORMATION SYSTEMS BRANCH  
PROCESSING SYSTEMS DIVISION  
TEST AND EVALUATION DIRECTORATE

U.S. ARMY  
INFORMATION SYSTEMS ENGINEERING COMMAND  
FORT HUACHUCA, ARIZONA 85613-5300

SEPTEMBER 1988

DISTRIBUTION STATEMENT

Distribution *limited* to U.S. Government agencies only;  
Test and Evaluation; effective September 1988. Other  
requests for this document must be referred to the  
Commander, USAISEC, ATTN: ASB-TE, Fort Huachuca,  
Arizona 85613-5300

REVIEWED BY:

APPROVED BY:

*Billy D. Shelton*  
BILLY D. SHELTON  
Chief, Base Information Systems  
Branch

*Harry V. Wallace*  
HARRY V. WALLACE  
Chief, processing  
Systems Division

## DISPOSITION INSTRUCTIONS

Destroy this document when no longer needed. Do not return to the originator.

## DISCLAIMER

The contents of this document are not to be construed as an official Department of the Army position unless so designated by other authorized documents.

The use of trade names in this document does not constitute an official endorsement or approval of the use of such commercial hardware or software. This document may not be cited for the purpose of advertisement.

Accession For	
NTIS CRA&I	<input type="checkbox"/>
DTIC TAB	<input checked="" type="checkbox"/>
Unannounced	<input type="checkbox"/>
Justification	
By _____	
Distribution /	
Availability Codes	
Dist	Avail and/or Special
B-3	



## DISTRIBUTION LIST

Organization	Copies
Project Manager, Switched Systems ATTN: AS-PEN-SWR (Mr. L. Wowk) Ft Monmouth, NJ 07703-5501	1
Commander U.S. Army Information Systems Command ATTN: AS-PLN-MD Ft Huachuca, AZ 85613-5000	1
Commander U.S. Army Information Systems Engineering Command ATTN: ASB-SEP Ft Huachuca, AZ 85613-5300	1
Commander Defense Technical Information Center Building 5, Cameron Station Alexandria, VA 22314-5000	2
Director U.S. Army Information Systems Software Development Center-Huachuca ATTN: ASBIH-DR Ft Huachuca, AZ 85613-5450	1
Commander U.S. Army Information Systems Command-LEAD ATTN: ASNC-LKY-DO/ASNC-LKY-DOLA Letterkenny Army Depot, Chambersburg, PA 17201	2

AUTOMATED MULTI-MEDIA EXCHANGE (AMME)  
SOFTWARE RELEASE 5.0.1.4,  
LETTERKENNY ARMY BASE (LEAD)  
CHAMBERSBURG, PA

PUBLICATION NO. ASB-TE-88-TR-085

1. REFERENCES.

- a. Defense Communications Agency Circular (DCAC) 370-D175-1, Defense Communication System (DCS) Automatic Digital Network (AUTODIN) Interface and Control Criteria, October 1970.
- b. DCAC 370-D195-1, DCS AUTODIN Interface Category I Testing, 25 June 1970.
- c. DCAC 370-D195-2, Requirements and Test Procedures for DCS AUTODIN Tempest Category II Certification, 1 March 1982.
- d. DCAC 370-D195-3, DCS AUTODIN Category III Certification Test, March 1987.
- e. DCAC 370-D70-30, DCS AUTODIN Switching Center and Tributary Operations, 29 August 1981.
- f. Joint Army, Navy, Air Force Publication (JANAP) 128(I), Automatic Digital Network (AUTODIN) Operating Procedures, March 1983.
- g. Automated Multi-Media Exchange (AMME) Test Plan, USAISESA Publication No. ASC-QA-85-TP-024, May 1985.
- h. Communications Electronics Mission Order (CEMO) B-70-FUS-009, 1 June 1982.
- i. General Services Administration (GSA) Contract DAEA26-86-D-0003, 23 January 1986.
- j. Backside Category III Test plan and Procedures for General Services Administration Electronic Services Division Communications System, USAISEC Publication No. ASB-TE-88-TP-076, July 1988.

k. Memorandum, USAISSDC-H, ASBIH-SMF (25xx), 10 June 1988, subject: Letterkenny AMME System Generation Specification (SGS-002-88).

l. Memorandum, USAISSDC-H, ASBIH-SMF (25xx), 24 June 1988, subject: Amendment 1 to Letterkenny AMME System Generation Specification (SGS-002-88).

m. Memorandum, USAISSDC-H, ASBIH-SMF (25xx), 9 August 1988, subject: Amendment 2 to Letterkenny AMME System Generation Specification (SGS-002-88).

n. Memorandum, USAISSDC-H, ASBIH-SMF (25xx), 24 August 1988, subject: Amendment 3 to Letterkenny AMME System Generation Specification (SGS-002-88).

o. Engineering Installation Package (EIP) for the Upgrade of Automated Multi-Media Exchange (AMME) Patch and Test Facility (PTF) at Letterkenny Army Depot (LEAD), PA, EIP No. H7EW044, undated.

2. STATEMENT OF THE TASK. This report delineates results of the following:

a. On-site Quality Assurance (QA) and hardware acceptance test of the Letterkenny Army Depot (LEAD) Automated Multi-Media Exchange (AMME), Government Furnished Equipment (GFE), and Contractor Furnished Equipment (CFE), relative to the LEAD AMME hardware upgrade.

b. On-site QA and acceptance test of the LEAD AMME 5.0.1.4 system.

c. Formal Defense Communications Agency (DCA) Category III certification testing of the General Services Administration (GSA) Wang backside terminal off the LEAD AMME 5.0.1.4 system.

d. Formal DCA Category III certification testing of the LEAD AMME 5.0.1.4 system/Automatic Digital Network (AUTODIN) interface at 4800 baud.

3. BACKGROUND.

a. The LEAD AMME 5.0.1.4 system is installed in building 3, LEAD, Chambersburg, PA. This AMME system, as currently configured at LEAD, provides the Operating and Maintenance (O&M) Command with the capability of processing narrative and data message traffic to/from backside terminals/systems, Over-The-Counter (OTC), and the Defense Communications System (DCS) AUTODIN in Language Media Formats (LMF's) A, T, C, B, and D, as applicable.

b. The LEAD AMME 5.0.1.4 system is dual-homed to Automatic Switching Centers (ASC's) Fort Detrick, MD, and Hancock Field, Syracuse, NY, at 4800 and 2400 baud respectively.

c. The GSA Wang is a backside terminal off the LEAD AMME. This terminal is physically located at the GSA Disaster Reporting Center, Hagerstown, MD.

d. The LEAD AMME/GSA Wang interface and the LEAD AMME/AUTODIN 4800 baud interface were not previously DCA Category III certified as a part of an AMME 5.0.1.x system. Therefore, both interfaces required DCA certification for on-line operations into the DCS AUTODIN.

e. Category III certification testing, as defined by the DCA, ensures that new or modified message processing systems perform In Accordance With (IAW) approved operational documents and do not adversely affect the message processing/switching functions of the DCS AUTODIN. To be certified as a message processing system of the DCS AUTODIN, DCA Category III certification testing must evaluate the adequacy of the hardware, software, documentation, and operator proficiency.

f. The term "backside" as used throughout this document refers to a communications terminal or system indirectly connected to DCS AUTODIN via an electrical interface to a host automated communications terminal that is either directly or indirectly connected to DCS AUTODIN. The AMME (host) system (direct connect) provides DCS AUTODIN interface in support of backside terminals/systems and OTC service.



#### 4. RESPONSIBILITIES.

a. The U.S. Army Information Systems Engineering Command, Test and Evaluation Directorate (USAISEC, TED), Fort Huachuca, AZ, was responsible for initiating, conducting, monitoring, evaluating, and reporting system test results, and for submitting a final test report.

b. The U.S. Army Information Systems Software Development Center-Huachuca (USAISSDC-H), Fort Huachuca, AZ, was responsible for providing the software requirements, programming support, design specifications, functional specifications, and technical guidance.

c. The U.S. Army Communications-Electronics Installation Battalion (USACEI Bn) was responsible for Quality Control (QC) and installation of the LEAD AMME 5.0 GFE.

d. Universal Information Systems Corporation (UNISYS) was responsible for installation of the LEAD AMME 5.0 CFE, and for providing programming/technical support during the test and implementation of AMME software release 5.0.1.4 at LEAD.

e. The O&M Command was responsible for providing administrative and maintenance support for the test and implementation team, operators for acceptance testing, and witnessing of the final acceptance test.

#### 5. SUMMARY OF RESULTS.

a. On-site QA and hardware Acceptance Testing of the LEAD AMME 5.0. GFE and CFE was conducted during the period 9-22 June 1988. QA and Acceptance Testing of the GFE was conducted IAW section 7 and appendix E of reference 10. QA and hardware Acceptance Testing of the CFE was conducted IAW section 3 of reference 19. The Technical Acceptance Recommendation (TAR) at appendix A documents two "exceptions" and the material as provided, installed, and tested for this project. The original TAR is retained in the project files at USAISEC.

b. On-site QA and Acceptance Testing of the LEAD AMME 5.0.1.4 system was conducted IAW reference 1g during the period 16 August - 1 September 1988. The TAR at appendix B documents three exceptions and the material as provided, installed, and tested for this project. The original TAR is retained in the project files at USAISEC.

c. Formal DCA category III certification testing of the LEAD AMME/GSA Wang interface was conducted by the DCA Test Director on 24 August 1988. Preliminary and final DCA certification testing of this interface was conducted IAW the test procedures delineated in reference 1j.

d. Formal DCA category III certification testing of the LEAD AMME/AUTODIN 4800 baud interface was conducted at the LEAD AMME facility on 25 August 1988. The following results of the line efficiency tests at 4800 baud were achieved:

- (1) Half Duplex --- Transmit - 84 percent  
Receive - 80 percent ;
- (2) Full Duplex --- Transmit - 80 percent  
Receive - 77 percent. (FR)

## 6. CONCLUSIONS.

a. Initial Operating Capability (IOC) and Final Operating Capability (FOC) were established on conclusion of final test and evaluation when the LEAD AMME 5.0.1.4 system was activated for on-line operation into the DCS AUTODIN at 1919 Greenwich mean time, 1 September 1988.

b. All CFE hardware exceptions listed on page 4 of the TAR at appendix A were corrected by the contractor and verified by the O&M Command prior to arrival of the test and implementation team. Verification of those exceptions was conducted by this command during the period 16-31 August 1988.

c. There were no problems identified by the DCA Test Director during DCA Category III certification testing of the LEAD AMME 5.0.1.4/GSA Wang interface.

d. Based on the low 4800 baud line efficiency test results delineated in paragraph 5d, the LEAD AMME 5.0.1.4 system was awarded a DCA Conditional Test Certificate. IAW reference 1d, the line efficiency for transmit and receive must be at least ninety percent. Lower efficiency indicates excessive hardware or software delay. Consequently, the hardware or software must be improved or the operational line speed lowered until the terminal can operate at an efficiency of ninety percent or greater. This problem has been identified as an exception on page 4, paragraph 2 of the TAR at appendix B. This command's Test Engineer has designated the USAISSDC-H, as the suggested action agency responsible for resolving the exception. (See Memorandum at appendix C).

e. The O&M Command is responsible for resolving the exceptions delineated in paragraphs 1 and 3 on page 4 of the TAR at appendix B and for reporting the test results to USAISEC. A copy of the applicable test steps were left on site with the LEAD AMME Officer in Charge (OIC).

f. Through test and evaluation of this AMME project, IAW the operational and technical requirements specified in references 1a through 1o, it was determined by this command that the following were technically suitable for issue and acceptance by the user.

(1) The LEAD AMME 5.0.1.4 system/AUTODIN interface at 2400 and 4800 baud.

(2) The LEAD AMME/GSA Wang interface.

## 7. RECOMMENDATIONS.

a. Acceptance of the LEAD AMME 5.0.1.4 system for on-line operation into the DCS AUTODIN at 2400 baud.

b. Acceptance of the LEAD AMME/GSA Wang interface for on-line operation to the DCS AUTODIN via the LEAD AMME 5.0.1.4 system.

c. Conditional acceptance of the LEAD AMME 5.0.1.4/AUTODIN 4800 baud interface.

TR-085

APPENDIX A  
TECHNICAL ACCEPTANCE RECOMMENDATION

TECHNICAL ACCEPTANCE RECOMMENDATION  
(DOCUMENTATION)

PAGE 2 OF 6 PAGES

TITLE LEAD AMME 5.0 Hard-  
ware Upgrade

PROJECT DOCUMENTATION PROVIDED

DOCUMENT NUMBER	TITLE OF DOCUMENT	NO. OF COPIES
	None	

USACEEIA-TED FM 98-R (Continued)  
(Rev 15 May 82) Previous edition 1 Jan 79 may be used until exhausted.

TECHNICAL ACCEPTANCE RECOMMENDATION  
(INSTALLED EQUIPMENT)

PAGE 3 OF 6 PAGES

TITLE LEAD AMME 5.0 Hard-  
ware Upgrade

MAJOR EQUIPMENT/SOFTWARE INSTALLED/RELOCATED/LOADED

BOM NO.	DESCRIPTION	PN/NSN	QUANTITY
	<u>Contractor Furnished Equipment</u>		
	Printer High Speed (Serial No. 0797)	0768-02	1
	Tape Cassette System (Serial Nos. 8281 and 9227)	0866-02	2
	Dist Communications Processor (Serial Nos 3528 and 3406)	8579-03	2
	Disc Drive (Serial Nos. 1703 and 1708)	8425-00	2
	Mini Comm to Milt Adapt (Serial Nos. 194, 196, and 1195)	8592-00	3
	Scanner II (Serial Nos. 4425 and 4378)	1928-03	2
	<u>Government Furnished Equipment</u>		
	Modem Bay Cabinet (Serial Nos. 79 and 100)	SAAD-D-40624	2

USACEEIA-TED FM 98-R (Continued)  
(Rev 15 May 82) Previous edition 1 Jan 79 may be used until exhausted.

TECHNICAL ACCEPTANCE RECOMMENDATION (EXCEPTIONS)	PAGE 4 OF 6 PAGES
	TITLE LEAD AMME 5.0 Hard- ware Upgrade
EXCEPTION	SUGGESTED ACTION AGENCY
<p>1. Functional tests of the installed LEAD AMME 5.0 GFE and CFE hardware as a complete system was not accomplished by the USAISEC test engineer due to time constraints.</p> <p>2. The two AUTODIN circuits were correctly wired by USACEI Bn in accordance with Engineering Installation Package (EIP) No. H7EW044 as 00/01 (ASC Hancock), and 02/03 (ASC Detrick); however, the EIP was in error. The AUTODIN circuits should have been wired as 00/01 (ASC Detrick), and 02/03 (ASC Hancock), respectively. Per telephone conversation between Mr. R. Frias, USAISEC, and Mr. P. Collazo, Software Development Center-Huachuca (SDC-H), 21 Jun 88, the wiring problem can be corrected by a software change. Per discussion, SDC-H will change the LEAD AMME 5.0 System Generation Specification (SGS) and the LEAD AMME 5.0 software accordingly.</p>	<p>USAISC-LEAD</p> <p>SDC-H</p>

USACEEIA-TED FM 93-R (Continued)  
 (Rev 15 May 82) Previous edition 1 Jan 79 may be used until exhausted.

TECHNICAL ACCEPTANCE RECOMMENDATION  
(REMARKS)

PAGE 5 OF 6 PAGES

TITLE LEAD AMME 5.0 Hard-  
ware Upgrade

REMARKS

1. This Technical Acceptance Recommendation (TAR) does not constitute official acceptance of the project but does certify that the major items installed are as stated. It further certifies that the project has been installed and performs satisfactorily, in accordance with (IAW) the requirements, except as noted under the exceptions listed on page 4 of this TAR. The exceptions listed on page 4 has no impact on the LEAD AMME 4.8 operating system.
2. Quality assurance and acceptance testing of the LEAD AMME 5.0 Government Furnished Equipment (GFE) was conducted IAW the Engineering Installation Package (EIP) for the Upgrade of AMME Patch and Test Facilities (PTF) at LEAD, PA, EIP No. H7EW044, undated.
3. Hardware acceptance testing of the LEAD AMME 5.0 Contractor Furnished Equipment (CFE) was conducted IAW Section 3 of the Automated Multi-Media Exchange (AMME) Test Plan, USAISESA Publication No. ASC-QA-85-TP-024, May 1985.
4. USAISC-LEAD is aware of the exceptions listed on page 4 and has agreed to conditionally accept the GFE and CFE as installed to preclude slippage in the established milestones for software implementation and DCA Category III test schedule. USAISC-LEAD also has agreed to perform the functional test of the LEAD AMME 5.0 system on behalf of USAISEC. However, the Director, Operations and Integration, USAISC-LEAD, Mr. R. Bukovec, has stated that USAISC-LEAD does not have the resources nor will they assume the responsibility for correcting any problems associated with the LEAD AMME 5.0 GFE installation.
5. Per telephone conversation between Mr. S. Takenaka, USAISEC, and Sgt. Wilson, SDC-H New Equipment Training Team (NETT), 21 Jun 88, NETT has agreed to allow USAISC-LEAD off-line system time to conduct test and debug of the AMME 5.0 CFE and GFE concurrently with the NETT AMME 5.0 operators course.
6. Request USAISC-LEAD report results of the functional tests to the test engineer Mr. R. Frias, USAISEC, AUTOVON 879-7654.
7. USAISC-LEAD, Unisys on-site programmer Mr. C. Wilson, and the USACEI Bn Team Chief, SFC E. Arlington, provided excellent test support.

USACEIA-TED FM 98-R (Continued)

(Rev 15 May 82) Previous edition 1 Jan 79 may be used until exhausted.



TECHNICAL ACCEPTANCE RECOMMENDATION (COORDINATION)		PAGE 6 OF 6 PAGES
		TITLE LEAD AMME 5.0 Hardware Upgrade
Installation has been completed <del>(without)</del> (with noted) exceptions and assistance provided as required for conduct of Acceptance Tests.		
INSTALLATION ELEMENT USACEI Bn ATTN: ASBHB-BP Ft Huachuca, AZ 85613-5000		SIGNATURE <i>Edward E. Arlington</i> PRINTED NAME AND TITLE Edward E. Arlington USA, SFC, Team Chief
Acceptance Tests and Quality Assurance are complete for the equipment/software installed under this project. Technical acceptance (is) ( <del>is not</del> ) recommended.		
TEST ELEMENT USAISEC ATTN: ASB-TEP-B Ft Huachuca, AZ 85613-5300		SIGNATURE <i>Richard G. Frias</i> PRINTED NAME AND TITLE Richard G. Frias Test Engineer
Installation and Acceptance Tests have been observed or monitored and this form has been coordinated as specified below.		
SOFTWARE ELEMENT (WHEN APPLICABLE) Unisys (Participant) 4226 Avenida Cochise Sierra Vista, AZ 85635		SIGNATURE <i>Clyde R. Wilson</i> PRINTED NAME AND TITLE C. R. Wilson Applications Analyst
OTHER APPLICABLE ELEMENT (IDENTIFY) Unisys (Participant) 1035 Mumma Road (Pennsboro Center) Wormleysburg, PA 17043		SIGNATURE <i>Ronald S. Groff</i> PRINTED NAME AND TITLE Ronald S. Groff Customer Service Engineer
OPERATING UNIT (SITE) USAISC-LEAD ATTN: ASNC-LKY-DOLA Chambersburg, PA 17201		SIGNATURE <i>Lester B. Kieffer</i> PRINTED NAME AND TITLE Lester B. Kieffer Act Ch, Opns Div
OPERATING COMMAND DIR USAISC-LEAD ATTN: ASNC-LKY-DO Chambersburg, PA 17201		SIGNATURE <i>Robert F. Bukovec</i> PRINTED NAME AND TITLE Robert F. Bukovec Dir Opns & Integr

USACEIA-TED FM 98-R (Continued)

(Rev 15 May 82) Previous edition 1 Jan 79 may be used until exhausted.

TR-085

APPENDIX B  
TECHNICAL ACCEPTANCE RECOMMENDATION

TECHNICAL ACCEPTANCE RECOMMENDATION (SUMMARY) (CCCR-702-2)		PAGE 1 OF 6 PAGES
		DATE (DAY, MO, YEAR) 2 September 1988
PROJECT/CONTRACT NO. DAEA26-86-D-0003	TITLE LEAD AMME 5.0.1.4	LOCATION Letterkenny Army Depot Chambersburg, PA 17201
FACILITY LEAD AMME	TEST DIRECTOR Richard G. Frias	
OPERATING UNIT USAISC-LEAD ATTN: ASNC-LKY-DOLA Chambersburg, PA 17201	ENGINEERING ELEMENT  N/A	
INSTALLATION ELEMENT USAISSDC-H ATTN: ASBIH-CSC Ft Huachuca, AZ 85613-5450	TESTING ELEMENT USAISEC ATTN: ASB-TEP-B Ft Huachuca, AZ 85613-5300	
SOFTWARE ELEMENT (WHEN APPLICABLE) USAISSDC-H ATTN: ASBIH-CSC Ft Huachuca, AZ 85613-5450	OTHER ELEMENT/PARTICIPANT/WITNESS/OBSERVER (IDENTIFY) UNISYS Corporation (Participant) 4226 Avineda Cochise Sierra Vista, AZ 85635	
PROJECT DESCRIPTION (MAY BE CONTINUED IN REMARKS)  To conduct onsite test and implementation of the LEAD AMME 5.0.1.4 system and preliminary/final DCA Category III certification testing of the LEAD AMME/GSA WANG interface, and the LEAD AMME/AUTODIN interface at 4800 baud.  This Technical Acceptance Recommendation is executed by the onsite representatives of the installation, test and operating agencies. It does not constitute official acceptance of the project but does certify that the MAJOR ITEMS INSTALLED AND DOCUMENTATION PROVIDED are as stated herein. This document further certifies that the project has been installed and performs satisfactorily in accordance with the requirements listed under REFERENCES except as noted under EXCEPTIONS and REMARKS. Upon execution of this TECHNICAL ACCEPTANCE RECOMMENDATION, USACEEIA considers this project complete except for such follow-on action as may be necessary to clear the EXCEPTIONS stated herein.		

USACEEIA-TED FM 98-R

(Rev 15 May 82) Previous edition 1 Jan 79 may be used until exhausted.

TECHNICAL ACCEPTANCE RECOMMENDATION  
(INSTALLED EQUIPMENT)

PAGE 2 OF 6 PAGES

TITLE  
LEAD AMME 5.0.1.4

MAJOR EQUIPMENT/SOFTWARE INSTALLED/RELOCATED/LOADED

BCM NO.	DESCRIPTION	PV/NSN	QUANTITY
N/A	AMME Software Release 5.0.1.4 (Installed)	N/A	1

UNCLASSIFIED FM 98-R (Continued)  
(Rev 15 May 82) Previous edition 1 Jan 79 may be used until exhausted.

TECHNICAL ACCEPTANCE RECOMMENDATION (DOCUMENTATION)	PAGE 3 OF 6 PAGES
	TITLE LEAD AMME 5.0.1.4

PROJECT DOCUMENTATION PROVIDED

DOCUMENT NUMBER	TITLE OF DOCUMENT	NO. OF COPIES
ASISM 25-19-4	Information Management, United States Army Telecommunications Automation Program (ATCAP), Automated Multi-Media Exchange (AMME) (Software Release 5.0), Operator Instruction Manual Volume II-B, 05 February 1988.	2

USACEEIA-TED FM 98-R (Continued)  
 (Rev 15 May 82) Previous edition 1 Jan 79 may be used until exhausted.

TECHNICAL ACCEPTANCE RECOMMENDATION (EXCEPTIONS)	PAGE 4 OF 6 PAGES
	TITLE LEAD AMME 5.0.1.4
EXCEPTION	SUGGESTED ACTION AGENCY
<p>1. The two remote terminals identified below were not tested with the LEAD AMME 5.0.1.4 system due to non availability of an operator at the terminal end of the circuit. The Operational and Maintenance (O&amp;M) Command (USAISC-LEAD), will be responsible for resolving this exception.</p> <p style="padding-left: 40px;">BNGM - SRT MART, Selfridge ANGB, MI</p> <p style="padding-left: 40px;">BNBF - SRT MART, West Palm Beach, FL</p>	USAISC-LEAD
<p>2. The LEAD AMME 5.0.1.4 system was awarded a "conditional" DCA Category III certification on 25 Aug 88, for on-line operation into the DCS AUTODIN at 4800 baud.</p>	USAISSDC-H
<p>3. The UNISYS Model 0716 Card Reader was received at the LEAD AMME Facility on 1 Sep 88. UNISYS Corporation will install this peripheral device at a later date. The O&amp;M Command will be responsible for conducting the hardware acceptance test on behalf of USAISEC. A copy of the test plan was provided to Mr. Kieffer on 2 Sep 88. Request USAISC-LEAD provide serial number and test results to:</p> <p style="padding-left: 40px;">CDRUSAISEC ATTN: ASB-TEP-B (Mr. R. Frias) Ft Huachuca, AZ 85613-5300</p>	USAISC-LEAD

USACEEIA-TED FM 98-R (Continued)  
 (Rev 15 May 82) Previous edition 1 Jan 79 may be used until exhausted.

TECHNICAL ACCEPTANCE RECOMMENDATION  
(REMARKS)

PAGE 5 OF 6 PAGES

TITLE

LEAD AMME 5.0.1.4

REMARKS

1. This Technical Acceptance Recommendation (TAR) does not constitute official acceptance of this project but does certify that the major items installed are as stated. It further certifies that the project has been installed and performs satisfactorily, in accordance with (IAW) the requirements, except as noted under the exceptions listed on page 4 of this TAR.
2. Quality Assurance (QA) and acceptance testing of the LEAD AMME 5.0.1.4 system was conducted IAW the Automated Multi-Media Exchange (AMME) Test Plan, USAISESA Publication No. ASC-QA-85-T7-024, May 85.
3. DF, ASNC-LKY-DOLA, 30 Aug 88, subject: Review of AMME 5.0.1.4 Circuit Configuration Report, is attached to this TAR as enclosure 1 for informational purposes only. This DF reflects the LEAD AMME 5.0.1.4 configuration as of 30 Aug 88. The LEAD AMME 5.0.1.4 system is configured as stated therein.
4. A copy of the following printouts from the LEAD AMME 5.0.1.4 "live" system are provided for informational purposes as enclosures 2, 3, and 4, respectively:
  - (1) AMME Circuit Configuration
  - (2) Availability Display
  - (3) Alt-route Status Report
5. All exceptions identified in the Hardware Acceptance TAR dated 22 Jun 88, were reverified during the test and implementation of the LEAD AMME 5.0.1.4 system. Those exceptions are considered closed.
6. The GSA WANG terminal at Hagerstown, MD, was awarded DCA Category III certification on 24 Aug 88, for on-line operation into the DCS AUTODIN via the LEAD AMME 5.0.1.4 system.
7. The LEAD AMME 5.0.1.4 system was awarded a "conditional" DCA Category III certification on 25 Aug 88, for on-line operation into the DCS AUTODIN at 4800 baud. Details of the conditional certification will be provided by DCA Washington at a later date. This discrepancy is documented as an exception to this TAR pending corrective action by USAISSDC-H, Ft Huachuca, AZ.
8. Operator proficiency in the operation of the LEAD AMME 5.0.1.4 system was observed during the test and implementation period 16 Aug - 2 Sep 88. There are a sufficient number of O&M AMME operators to effectively operate the LEAD AMME 5.0.1.4 system.
9. The exceptions listed on page 4 of this TAR may have a minor impact on the LEAD AMME 5.0.1.4 operating system.
10. Initial Operating Capability (IOC) of the LEAD AMME 5.0.1.4 system was achieved at 1919 Greenwich Mean Time (GMT), 1 Sep 88.

USACEEIA-TED FM 98-R (Continued)

(Rev 15 May 82) Previous edition 1 Jan 79 may be used until exhausted.

TECHNICAL ACCEPTANCE RECOMMENDATION  
(COORDINATION)

PAGE 6 OF 6 PAGES

TITLE LEAD AMME 5.0.1.4

Installation has been completed ~~(without)~~ (with noted) exceptions and assistance provided as required for conduct of Acceptance Tests.

INSTALLATION ELEMENT

USAISDC-H  
ATTN: ASBIH-CSC  
Ft Huachuca, AZ 85613-5450

SIGNATURE

PRINTED NAME AND TITLE

Alan P. Libasci  
Computer Systems Programmer

Acceptance Tests and Quality Assurance are complete for the equipment/software installed under this project. Technical acceptance (is) ~~(is not)~~ recommended.

TEST ELEMENT

USAISEC  
ATTN: ASB-TEP-B  
Ft Huachuca, AZ 85613-5300

SIGNATURE

PRINTED NAME AND TITLE

Richard G. Frias  
Test Engineer

Installation and Acceptance Tests have been observed or monitored and this form has been coordinated as specified below.

SOFTWARE ELEMENT (WHEN APPLICABLE)

USAISDC-H  
ATTN: ASBIH-CSC  
Ft Huachuca, AZ 85613-5450

SIGNATURE

PRINTED NAME AND TITLE

Alan P. Libasci  
Computer Systems Programmer

OTHER APPLICABLE ELEMENT (IDENTIFY)

UNISYS Corporation (Participant)  
4226 Avineda Cochise  
Sierra Vista, AZ 85635

SIGNATURE

PRINTED NAME AND TITLE

Clyde R. Wilson  
Applications Analyst

OPERATING UNIT (SITE)

USAISC-LEAD  
ATTN: ASNC-LKY-DOLA  
Chambersburg, PA 17201

SIGNATURE

PRINTED NAME AND TITLE

Lester B. Kieffer  
Act Ch, Opns Div

OPERATING COMMAND

Dir, USAISC-LEAD  
ATTN: ASNC-LKY-DO  
Chambersburg, PA 17201

SIGNATURE

PRINTED NAME AND TITLE

Robert F. Bukovec  
Dir Opns & Integr

USACEIA-TED FM 98-R (Continued)

(Rev 15 May 82) Previous edition 1 Jan 79 may be used until exhausted.



# PROPOSITION FORM

If this form, see AR 340-15; the proponent agency is TAGO.

AGENCY OR OFFICE SYMBOL  
LKY-DOLA

SUBJECT  
Review of AMME 5.0.1.4 Circuit Configuration Report

TO: Commander  
SSDC-H  
ASBHH-H  
Tucson, AZ 85613

FROM: OIC, AMME TCC  
Letterkenny Army Depot  
Chambersburg, PA 17201

DATE: 30 AUG 1988  
CMT 1  
/570-8311

I have reviewed the attached AMME 5.0.1.4 Software Release Circuit Configuration Report in accordance with all LMF's, Security assignments, Circuit Options and System Options.

I understand that any changes to our circuit security levels must be reported to Tucson, AZ.

This is Mr. Lester B. Kieffer, ASNC-LKY-DOLA, AV 570-8311/8312.

  
LESTER B. KIEFFER  
OIC, AMME TCC

RNRV	35	A,T,C	T	03	CA	00	01/03	4A	C6 08 10 11 02 04 05 0001 9999 9999 06 08 10
RNSS	36	A,T,C	T	03	CA	00	01/03	3C	11 02 04 05 0001 9999 9999 06 08 10
RNPR	37	A,T,C	T	03	OA	00	01/03	44	11 02 04 05 0001 9999 9999 06 08 10
BGHN	38	A	S	03	CA	00	01/03	38	11 02 06 08 0001 9999 9999 10 11
BNV	39	A	U	03	OA	00	01/03	40	02 04 06 0001 9999 9999 08 10 11
SBRH	42	A,T,C	U	FF	FF	00	01/01		0001 9999 9999
BNLA	44	A,T,C,B,D	T,B	03	OA	00	01/03	1E	02 04 06 0001 9999 9999 08 10 11
BNBF	45	A,T,C	S	03	JA	00	01/03	46	02 05 06 0001 9999 9999 08 10 11
AUED	46	A,T,C,B,D	T,B	03	OA	00	01/03	00	10 0001 9999 9999
AUED	47	A,T,C,B,D	T,B	03	OA	00	01/03	02	10 0001 9999 9999
RNEM	48	T,C	T,B	03	OA	00	01/03	4C	02 04 05 0001 9999 9999 06 08 10
RNCA	49	A,T,C	T	03	OA	00	01/03	50	11 02 04 05 0001 9999 9999 06 08 10
RMTN	51	T,C	U	03	OA	00	01/03	2E	11 02 05 08 0001 9999 9999 10 11
RDSO	52	T,C	U	03	OA	00	01/03	32	02 05 08 0001 9999 9999 10 11
RSRA	53	A,T,C	T,B	03	CA	00	01/03	20	02 05 0001 9999 C035
RNFI	54	A,T,C	T	03	OA	00	01/03	3A	02 04 05 0001 9999 9999 06 08 10 11
SLEE	55	C,B,D	T,B	FF	FF	00	01/01		0001 9999 9999
SLEF	56	C,B,D	T	FF	FF	00	01/01		0001 9999 9999
SLEG	57	C,B,D	T	FF	FF	00	01/01		0001 9999 9999
SLEH	58	C,B,D	T	FF	FF	00	01/01		0001 9999 9999
SLEI	59	C,B,D	T	FF	FF	00	01/01		0001 9999 9999
STFM	60	A,T,C,B,D	T,A	FF	FF	00	01/01		0001 9999 9999
QCAR	61	A,T,C	T,B	03	01	FF	01/03		0001 9999 9999

CIRCUIT OPTION LIST

01 GENSVLOW = GEN SVC PRIORITY MSG & BELOW  
02 NARRCMBK = NARR COMEBACK RQST  
03 ACKNARR = NARR MSG ACK RQST  
04 ACKDATA = DATA MSG ACK RQST  
05 MSGANNOT = MSG ANNOT RQST  
06 ACKSVC = ACKNOWLEDGE SERVICE RCVD  
07 NOVTRC = NO VALIDATION TRC  
08 GENSVTRM = GEN SVC MSG TO TERMINAL  
09 GENSVBTH = GEN SVC MSG TO TERM & PRNTR  
10 SNDSVTRM = SEND SVC MSG TO TERMINAL  
11 SNDSVPTR = SEND SVC MSG TO PRNTR  
12 NOTCOMM = NO COMM LINE NEEDED

AMME OPTIONAL SYSTEM CONSTANTS

SPACE = 1 LPP = 44 LPI = 6 MSGBLK = Y SYSRI = RUEP

AMME SYSTEM OPTIONS SELECTED

02 03 04

SYSTEM OPTION LIST

- 01 HSPSVC = SVC MSG TO HSP
- 02 FRTNATGD = FORCE ROUTE NAT'L GUARD
- 03 DINRTNG = ROUTE AUTODIN PLA'S
- 04 NOSHVAL = NO SPEC HNDLNG VAL
- 05 DBLMSG = DBL SPACE MSG STATS
- 06 = NOT USED
- 07 BLKMAGTP = BLOCKED CC OTC MAG TAPE
- 08 = NOT USED
- 09 NOCVCHK = NO FMT 12 CAVEAT CHK
- 10 ROUTZDK = PLA LOOKUP ZDKW CIC
- 11 LPASS = NO TFM FOR L SPEC HNDLNG
- 12 ROUTZOV = PLA LOOKUP ZOVW CIC

DISTRIBUTION TABLE

ACTION: SDSLE RUEPCSV  
ASNC-LKY

---

INFO: SDSLE

			RUEPABE						
ACTION:	DESCOM	DISTRIBUTION							/////
	INFO:	/	RUEPABB	/	/	/			
							CSDA EAST		
			RUEPABD				CSDA EAST		
			RUEPABA						
ACTION:	SDSLE		ASNC-LKY						

INFO: SDSLE

AMME CIRCUIT CONFIGURATION

CMOD NAME	TID NR	LMF TYPE	SEC	IGC MAX	OQC MAX	CGC MAX	RSI	DVC	OPTIONS SELECTED	SSNS STRT	SSNS END	SSNS LAST
DCSV	01	A,T,C,B,D	T,A	0A	FF	00	01/02			0001	9999	0005
CCVA	02	C	T,A	02	03	00	01/03	04		0001	9999	0001
CCVB	03	C	T,A	02	03	00	01/03	06		0001	9999	0001
CCVC	04	C	T,A	02	03	00	01/03	08		0001	9999	9999
CCVD	05	C	T,A	02	03	00	01/03	0A		0001	9999	9999
OCCA	06	C	T,A	03	03	03	01/02		04	0001	9999	9999
OCCB	07	C	T,A	03	03	03	01/02		04	0001	9999	9999
OCPO	08	C	T,A	FF	03	03	01/03			0001	9999	9999
OCPS	09	C	T,A	FF	03	03	01/03			0001	9999	9999
MINT	10	A,T,C,B,D	T,A	FF	03	00	03/04			0001	9999	9999
OCMT	11	C,B,D	T,A	02	03	03	01/03			0001	9999	0005
OCMU	12	C,B,D	T,A	02	03	03	01/03			0001	9999	9999
OCMV	13	C,B,D	T,A	02	03	03	01/03			0001	9999	9999
OPTA	14	T	T,A	02	03	03	01/02			0001	9999	9999
CCVE	15	C	T,A	02	03	00	01/03	CC		0001	9999	0001
CCVF	16	C	T,A	02	03	00	01/03	0E		0001	9999	9999
RMDA	17	T,C	U	03	0A	00	01/03	34	02 05 08 10 11	0001	9999	9999
BNGM	18	A,T,C	T	02	03	00	01/03	42	02 04 05 06 08 10 11	0001	9999	9999
RNJY	19	T,C	S,F	03	0A	00	01/03	2C	02 05 06 08 10 11	0001	9999	0001
RAMO	20	T,C	U	03	0A	00	01/03	30	02 05 08 10 11	0001	9999	0002
SDAA	21	C,B,D	S	FF	FF	00	01/01			0001	9999	9999
SDAP	22	C,B,D	S	FF	FF	00	01/01			0001	9999	9999
SDAS	23	C,B,D	S	FF	FF	00	01/01			0001	9999	9999
SDAE	24	C,B,D	S	FF	FF	00	01/01			0001	9999	9999
SDAD	25	D	U	FF	FF	00	01/01			0001	9999	9999
SDAB	26	B,D	U	FF	FF	00	01/01			0001	9999	9999
SDAC	27	C,D	U	FF	FF	00	01/01			0001	9999	9999
SDAM	28	C,D	U	FF	FF	00	01/01			0001	9999	9999
SDAU	29	C,D	U	FF	FF	00	01/01			0001	9999	9999
SLED	30	C	U	FF	FF	00	01/01			0001	9999	9999
SLSA	31	C	U	FF	FF	00	01/01			0001	9999	9999
SLSB	32	C,D	C	FF	FF	00	01/01			0001	9999	9999
SETC	33	C,D	C	FF	FF	00	01/01			0001	9999	9999
RNHC	34	A,T,C	T	03	0A	00	01/03	48	02 04 05	0001	9999	9999

ENC 2

RNRV	35	A,T,C	T	03	0A	00	01/03	4A	06 08 10 11 02 04 05 0001 9999 0001 06 08 10
RNSS	36	A,T,C	T	03	0A	00	01/03	3C	11 02 04 05 0001 9999 0001 06 08 10
RNPR	37	A,T,C	T	03	0A	00	01/03	44	11 02 04 05 0001 9999 9999 06 08 10
BGHM	38	A	S	03	0A	00	01/03	38	11 02 06 08 0001 9999 9999 10 11
BNWV	39	A	U	03	0A	00	01/03	40	02 04 06 0001 9999 9999 08 10 11
SBRH	42	A,T,C	U	FF	FF	00	01/01		0001 9999 9999
BNLA	44	A,T,C,B,D	T,B	03	0A	00	01/03	1E	02 04 06 0001 9999 9999 08 10 11
BNBF	45	A,T,C	S	03	0A	00	01/03	46	02 05 06 0001 9999 9999 08 10 11
AUEO	46	A,T,C,B,D	T,B	03	0A	00	01/03	00	10 0001 9999 9999
AUED	47	A,T,C,B,D	T,B	03	0A	00	01/03	02	10 0001 9999 9999
RNEM	48	T,C	T,B	03	0A	00	01/03	4C	02 04 05 0001 9999 9999 06 08 10
RNCA	49	A,T,C	T	03	0A	00	01/03	50	11 02 04 05 0001 9999 9999 06 08 10
RMTN	51	T,C	U	03	0A	00	01/03	2E	11 02 05 08 0001 9999 9999 10 11
RDSO	52	T,C	U	03	0A	00	01/03	32	02 05 08 0001 9999 9999 10 11
RSRA	53	A,T,C	T,B	03	0A	00	01/03	20	02 05 0001 9999 0035
RNFI	54	A,T,C	T	03	0A	00	01/03	3A	02 04 05 0001 9999 9999 06 08 10 11
SLEE	55	C,B,D	T,B	FF	FF	00	01/01		0001 9999 9999
SLEF	56	C,B,D	T	FF	FF	00	01/01		0001 9999 9999
SLEG	57	C,B,D	T	FF	FF	00	01/01		0001 9999 9999
SLEH	58	C,B,D	T	FF	FF	00	01/01		0001 9999 9999
SLEI	59	C,B,D	T	FF	FF	00	01/01		0001 9999 9999
STFM	60	A,T,C,B,D	T,A	FF	FF	00	01/01		0001 9999 9999
QCAR	61	A,T,C	T,B	03	01	FF	01/03		0001 9999 0001

CIRCUIT OPTION LIST

01 GENSVLOW = GEN SVC PRIORITY MSG & BELOW  
02 NARRCMBK = NARR COMEBACK RQST  
03 ACKNARR = NARR MSG ACK RQST  
04 ACKDATA = DATA MSG ACK RQST  
05 MSGANNOT = MSG ANNOT RQST  
06 ACKSVC = ACKNOWLEDGE SERVICE RCVD  
07 NOVTRC = NO VALIDATION TRC  
08 GENSVTRM = GEN SVC MSG TO TERMINAL  
09 GENSVBTH = GEN SVC MSG TO TERM & PRNTR  
10 SNDSVTRM = SEND SVC MSG TO TERMINAL  
11 SNDSVPTR = SEND SVC MSG TO PRNTR  
12 NOTCOMM = NO COMM LINE NEEDED

AMME OPTIONAL SYSTEM CONSTANTS

SPACE = 1 LPP = 44 LPI = 6 MSGBLK = Y SYSRI = RUEP

AMME SYSTEM OPTIONS SELECTED

02 03 04

SYSTEM OPTION LIST

- 01 HSPSVC = SVC MSG TO HSP
- 02 FRTNATGD = FORCE ROUTE NAT'L GUARD
- 03 DINRTNG = ROUTE AUTODIN PLA'S
- 04 NOSHVAL = NO SPEC HNDLNG VAL
- 05 DBLMSG = DBL SPACE MSG STATS
- 06 = NOT USED
- 07 BLKMAGTP = BLOCKED CC OTC MAG TAPE
- 08 = NOT USED
- 09 NOCVCHK = NO FMT 12 CAVEAT CHK
- 10 ROUTZDK = PLA LOOKUP ZDKW CIC
- 11 LPASS = NO TFM FOR L SPEC HNDLNG
- 12 ROUTZOV = PLA LOOKUP ZO VW CIC

DISTRIBUTION TABLE

ACTION: SDSLE

RUEPCSV  
ASNC-LKY

-----  
INFO: SDSLE

RUEPABE

DESCOM DISTRIBUTION

ACTION:

INFO:

RUEPABB

/ / / / /  
/ / / / /  
CSDA EAST

RUEPABD

CSDA EAST

RUEPABA

ACTION: SDSLE

ASNC-LKY

-----  
INFO: SDSLE



\*\*\*\*\*UNCLASSIFIED\*\*\*\*\*

\*\*AVAILABILITY DISPLAY\*\*DATE: 245 TIME: 182049

ID	CMOD	HW/PT	STAT	ID	CMOD	HW/PT	STAT	ID	CMOD	HW/PT	STAT	ID	CMOD	HW/PT	STAT
02	CCVA	04/04	CON	03	CCVE	06/06	DD	04	CCVC	08/08	DD	05	CCVD	0A/0A	ADU
06	OCCA	0C0	UD	06	OCCA	0C0	UD	07	OCCB	090	UD	07	OCCB	0A0	UC
09	CCPO	0B0	DU	09	CCPS	0F0	DU	10	MINT		DD	11	OCMT		DC
12	OCMU		DD	13	OCMV		DD	14	OPTA	000	UD	14	OPTA	000	UD
15	CCVE	0C/0C	DD	16	CCVF	0E/0E	DD	17	RMDA	34/34	DD	18	BNGM	42/42	DD
19	RNJY	2C/2C	DD	20	RAMO	30/30	DD	21	SDAA		DD	22	SDAP		DC
23	SDAS		DD	24	SDAE		DD	25	SDAD		DD	26	SDAB		DD
27	SDAC		DD	28	SDAM		DD	29	SDAU		DD	30	SLED		DD
31	SLSA		DD	32	SLSB		DD	33	SETC		DD	34	RNHC	48/48	DC
35	RNRV	4A/4A	DD	36	RNSS	3C/3C	DD	37	RNPR	44/44	DD	38	BGHM	38/38	DD
39	BNWV	4C/4C	DD	44	BNLA	1E/1E	DD	45	BNBF	46/46	DD	46	AUEO	00/00	UD
47	AUED	02/02	UU	48	RNEM	4C/4C	DD	49	RNCA	50/50	DD	51	RMTN	2E/2E	DC
52	RDSO	32/32	DD	53	RSRA	20/20	DD	54	RNFI	3A/3A	DD	55	SLEE		DD
56	SLEF		DD	57	SLEG		DD	58	SLEH		DD	59	SLEI		DD
60	STFN		DD	61	QCAR		DD								

MAGNETIC TAPES

290 UU      291 UU      292 UU      293 UU      294 UU      295 UU      296 UU      297 UU

298 UU

ENCL 3

TERM NAME	NARR	LMF C	LMF B	LMF D	LMF I	SCTY UP	PREC UP	PREC DN	CMOD ALT	CARP DSPI
DCSV	OCPO	OCCA								
OCCA	OCPS	OCCB								
OCCB	OCPO									
MINT										
OCMT										
OCMU										
GCMV										
OPTA										
RMDA		DCSV								
RAMO		DCSV								
SDAE	RMCA									
SDAD	RMCA	DCSV	SDAB							
SDAB	RMCA	DCSV								
SDAC	RMCA		SDAB							
SDAH	RMCA		SDAB	SDAD	SDAB					
SDAU	RMCA		SDAB							
SLED	DCSV			DCSV						
SLSA	DCSV			DCSV						
SLSB	DCSV									
SETC	DCSV									
RMTN		DCSV								
RDSO		DCSV								
RSRA									DCSV	
SLEF	DCSV									
SLEG	DCSV									
SLEH	DCSV									
SLEI	DCSV									

ENCL 4

TR-085

APPENDIX C  
MEMORANDUM



DEPARTMENT OF THE ARMY  
HEADQUARTERS, US ARMY INFORMATION SYSTEMS ENGINEERING COMMAND  
FORT HUACHUCA, ARIZONA 85613-5300

REPLY TO  
ATTENTION OF

S: 30 November 1988

ASB-TEP-B (25-100)

MEMORANDUM FOR: Director, U.S. Army Information Systems Software Development Center-Huachuca, ATTN: ASBIH-CSC, Ft Huachuca, AZ 85613-5450

SUBJECT: Conditional Certification of the Automated Multi-Media Exchange (AMME) 5.0.1.4 System at 4800 Baud

1. Formal Defense Communications Agency (DCA) Category III certification testing of the Automated Multi-Media Exchange (AMME) 5.0.1.4 system was conducted at the Letterkenny Army Depot (LEAD) AMME Facility, Chambersburg, PA, on 25 Aug 88. Purpose of the test was to achieve DCA certification of the LEAD AMME 5.0.1.4 system/Automatic Digital Network (AUTODIN) interface at 4800 baud.

2. Based on the low 4800 baud line efficiency test results delineated in paragraph three below, the LEAD AMME 5.0.1.4 system was awarded a DCA Conditional Test Certificate. Details of the test and the Conditional Test Certificate will be provided by DCA Washington at a later date. It is anticipated that DCA will issue a ninety-day Conditional Test Certificate.

3. The following results of the line efficiency tests at 4800 baud are provided for your information and action as required. In accordance with DCA Circular 370-D195-3, March 1987, the line efficiency for transmit and receive must be at least ninety percent. Lower efficiency indicates excessive hardware or software delay. Consequently, the hardware or software must be improved or the operational line speed lowered until the terminal can operate at an efficiency of ninety percent or greater.

(1) Half Duplex --- Transmit - 84 percent  
Receive - 80 percent

(2) Full Duplex --- Transmit - 80 percent  
Receive - 77 percent

4. The attached Technical Acceptance Recommendation (TAR) identifies the conditional certification of the LEAD AMME 5.0.1.4 system as an "exception" at 4800 baud (see page 4, para 2 of the TAR). This command's test engineer has designated your center as the suggested action agency responsible for resolving the exception. Request this command be provided a solution to the problem by 30 Nov 88 so that we may provide DCA Washington a response in a timely manner.

ASB-TEP-3

SEP 13 1988

SUBJECT: Conditional Certification of the Automated Multi-Media Exchange  
(AMME) 5.0.1.4 System at 4800 Baud

5. Point of contact for this action is Mr. Frias, AUTCVON 879-7653 or FTS  
769-7653. DDN address is ASST-TE@HUACHUCA-EM.ARPA.

FOR THE COMMANDER:



Encl

LAWRENCE E. CORK  
Director, Test & Evaluation

CF:

Director, USAISC-LEAD, ATTN: ASNC-LKY-DO/ASNC-LKY-DOLA, Letterkenny Army  
Depot, Chambersburg, PA 17201  
Commander, Defense Communications Agency, ATTN: Code B670 (Mr. Howard),  
Washington DC 20305-2060

Dir, PID

TECHNICAL ACCEPTANCE RECOMMENDATION (SUMMARY) (CCCR-702-2)		PAGE 1 OF 6 PAGES
		DATE (DAY, MO, YEAR) 2 September 1988
PROJECT/CONTRACT NO. DAEA26-86-D-0003	TITLE LEAD AMME 5.0.1.4	LOCATION Letterkenny Army Depot Chambersburg, PA 17201
FACILITY LEAD AMME	TEST DIRECTOR Richard G. Frias	
OPERATING UNIT USAISC-LEAD ATTN: ASNC-LKY-DOLA Chambersburg, PA 17201	ENGINEERING ELEMENT  N/A	
INSTALLATION ELEMENT USAISSDC-H ATTN: ASBIH-CSC Ft Huachuca, AZ 85613-5450	TESTING ELEMENT USAISEC ATTN: ASB-TEP-B Ft Huachuca, AZ 85613-5300	
SOFTWARE ELEMENT (WHEN APPLICABLE) USAISSDC-H ATTN: ASBIH-CSC Ft Huachuca, AZ 85613-5450	OTHER ELEMENT/PARTICIPANT/WITNESS/OBSERVER (IDENTIFY) UNISYS Corporation (Participant) 4226 Avenida Cochise Sierra Vista, AZ 85635	
PROJECT DESCRIPTION (MAY BE CONTINUED IN REMARKS) To conduct onsite test and implementation of the LEAD AMME 5.0.1.4 system and preliminary/final DCA Category III certification testing of the LEAD AMME/GSA WANG interface, and the LEAD AMME/AUTODIN interface at 4800 baud.  This Technical Acceptance Recommendation is executed by the onsite representatives of the installation, test and operating agencies. It does not constitute official acceptance of the project but does certify that the MAJOR ITEMS INSTALLED AND DOCUMENTATION PROVIDED are as stated herein. This document further certifies that the project has been installed and performs satisfactorily in accordance with the requirements listed under REFERENCES except as noted under EXCEPTIONS and REMARKS. Upon execution of this TECHNICAL ACCEPTANCE RECOMMENDATION, USACEEIA considers this project complete except for such follow-on action as may be necessary to clear the EXCEPTIONS noted herein.		

USACEEIA-TED FM 98-R

(Rev 15 May 82) Previous edition 1 Jan 79 may be used until exhausted.

TECHNICAL ACCEPTANCE RECOMMENDATION (DOCUMENTATION)		PAGE 3 OF 6 PAGES
		TITLE LEAD AMME 5.0.1.4
PROJECT DOCUMENTATION PROVIDED		
DOCUMENT NUMBER	TITLE OF DOCUMENT	NO. OF COPIES
ASISM 25-19-4	Information Management, United States Army Telecommunications Automation Program (ATCAP), Automated Multi-Media Exchange (AMME) (Software Release 5.0), Operator Instruction Manual Volume II-B, 05 February 1988.	2

USACEEIA-TED FM 98-R (Continued)  
 (Rev 15 May 82) Previous edition 1 Jan 79 may be used until exhausted.

TECHNICAL ACCEPTANCE RECOMMENDATION (EXCEPTIONS)	PAGE 4 OF 6 PAGES
	TITLE LEAD AMME 5.C.1.4
EXCEPTION	SUGGESTED ACTION AGENCY
<p>1. The two remote terminals identified below were not tested with the LEAD AMME 5.0.1.4 system due to non availability of an operator at the terminal end of the circuit. The Operational and Maintenance (O&amp;M) Command (USAISC-LEAD), will be responsible for resolving this exception.</p> <p style="padding-left: 40px;">BNGM - SRT MART, Selfridge ANGB, MI</p> <p style="padding-left: 40px;">BNBF - SRT MART, West Palm Beach, FL</p>	USAISC-LEAD
<p>2. The LEAD AMME 5.0.1.4 system was awarded a "conditional" DCA Category III certification on 25 Aug 88, for on-line operation into the DCS AUTODIN at 4800 baud.</p>	USAISSDC-H
<p>3. The UNISYS Model 0716 Card Reader was received at the LEAD AMME Facility on 1 Sep 88. UNISYS Corporation will install this peripheral device at a later date. The O&amp;M Command will be responsible for conducting the hardware acceptance test on behalf of USAISEC. A copy of the test plan was provided to Mr. Kieffer on 2 Sep 88. Request USAISC-LEAD provide serial number and test results to:</p> <p style="padding-left: 40px;">CDRUSAISEC ATTN: ASB-TEP-B (Mr. R. Frias) Ft Huachuca, AZ 85613-5300</p>	USAISC-LEAD

USACEIA-TED FM 98-R (Continued)

(Rev 15 May 82) Previous edition 1 Jan 79 may be used until exhausted.




TECHNICAL ACCEPTANCE RECOMMENDATION (REMARKS)	PAGE 5 OF 6 PAGES
	TITLE LEAD AMME 5.0.1.4
<p><u>REMARKS</u></p> <ol style="list-style-type: none"> <li>1. This Technical Acceptance Recommendation (TAR) does not constitute official acceptance of this project but does certify that the major items installed are as stated. It further certifies that the project has been installed and performs satisfactorily, in accordance with (IAW) the requirements, except as noted under the exceptions listed on page 4 of this TAR.</li> <li>2. Quality Assurance (QA) and acceptance testing of the LEAD AMME 5.0.1.4 system was conducted IAW the Automated Multi-Media Exchange (AMME) Test Plan, USAISESA Publication No. ASC-QA-85-TP-024, May 85.</li> <li>3. DF, ASNC-LKY-DOLA, 30 Aug 88, subject: Review of AMME 5.0.1.4 Circuit Configuration Report, is attached to this TAR as enclosure 1 for informational purposes only. This DF reflects the LEAD AMME 5.0.1.4 configuration as of 30 Aug 88. The LEAD AMME 5.0.1.4 system is configured as stated therein.</li> <li>4. A copy of the following printouts from the LEAD AMME 5.0.1.4 "live" system are provided for informational purposes as enclosures 2, 3, and 4, respectively:             <ol style="list-style-type: none"> <li>(1) AMME Circuit Configuration</li> <li>(2) Availability Display</li> <li>(3) Alt-route Status Report</li> </ol> </li> <li>5. All exceptions identified in the Hardware Acceptance TAR dated 22 Jun 88, were reverified during the test and implementation of the LEAD AMME 5.0.1.4 system. Those exceptions are considered closed.</li> <li>6. The GSA WANG terminal at Hagerstown, MD, was awarded DCA Category III certification on 24 Aug 88, for on-line operation into the DCS AUTODIN via the LEAD AMME 5.0.1.4 system.</li> <li>7. The LEAD AMME 5.0.1.4 system was awarded a "conditional" DCA Category III certification on 25 Aug 88, for on-line operation into the DCS AUTODIN at 4800 baud. Details of the conditional certification will be provided by DCA Washington at a later date. This discrepancy is documented as an exception to this TAR pending corrective action by USAISSDC-H, Ft Huachuca, AZ.</li> <li>8. Operator proficiency in the operation of the LEAD AMME 5.0.1.4 system was observed during the test and implementation period 16 Aug - 2 Sep 88. There are a sufficient number of O&amp;M AMME operators to effectively operate the LEAD AMME 5.0.1.4 system.</li> <li>9. The exceptions listed on page 4 of this TAR may have a minor impact on the LEAD AMME 5.0.1.4 operating system.</li> <li>10. Initial Operating Capability (IOC) of the LEAD AMME 5.0.1.4 system was achieved at 1919 Greenwich Mean Time (GMT), 1 Sep 88.</li> </ol>	

USACEEIA-TED FM 98-R (Continued)


(Rev 15 May 82) Previous edition 1 Jan 79 may be used until exhausted.

TECHNICAL ACCEPTANCE RECOMMENDATION (COORDINATION)	PAGE 6 OF 6 PAGES
	TITLE LEAD AMME 5.0.1.4


Installation has been completed ~~(without)~~ (with noted) exceptions and assistance provided as required for conduct of Acceptance Tests.


INSTALLATION ELEMENT  USAISSDC-H ATTN: ASBIH-CSC Ft Huachuca, AZ 85613-5450	SIGNATURE 
	PRINTED NAME AND TITLE Alan P. Libasci Computer Systems Programmer

Acceptance Tests and Quality Assurance are complete for the equipment/software installed under this project. Technical acceptance (is) ~~(is not)~~ recommended.

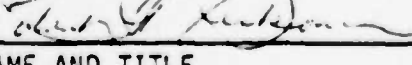
TEST ELEMENT  USAISEC ATTN: ASB-TEP-B Ft Huachuca, AZ 85613-5300	SIGNATURE 
	PRINTED NAME AND TITLE Richard G. Frias Test Engineer

Installation and Acceptance Tests have been observed or monitored and this form has been coordinated as specified below.

SOFTWARE ELEMENT (WHEN APPLICABLE)  USAISSDC-H ATTN: ASBIH-CSC Ft Huachuca, AZ 85613-5450	SIGNATURE 
	PRINTED NAME AND TITLE Alan P. Libasci Computer Systems Programmer

OTHER APPLICABLE ELEMENT (IDENTIFY)  UNISYS Corporation (Participant) 4226 Avinada Cochise Sierra Vista, AZ 85635	SIGNATURE 
	PRINTED NAME AND TITLE Clyde R. Wilson Applications Analyst

OPERATING UNIT (SITE)  USAISC-LEAD ATTN: ASNC-LKY-DOLA Chambersburg, PA 17201	SIGNATURE 
	PRINTED NAME AND TITLE Lester B. Kieffer Act Ch, Opns Div

OPERATING COMMAND  Dir, USAISC-LEAD ATTN: ASNC-LKY-DO Chambersburg, PA 17201	SIGNATURE 
	PRINTED NAME AND TITLE Robert F. Bukovec Dir Opns & Integr

END

DATE

FILMED

2-89

DTIC