

MICROCOPY RESOLUTION TEST CHART
NATIONAL BUREAU OF STANDARDS-1963-A

121

USE OF THE LOGISTICS COMPOSITE MODEL TO EVALUATE AVIONICS AVAILABILITY

Jeffrey L. Malaragno, 1st Lt., USAF
Engineering Specialties Division
 Directorate of Equipment Engineering

July 1981

DTIC
ELECTE
MAY 3 1983
S B

TECHNICAL REPORT ASD/TR 81-5028

Final Report for Period 1 January 1980 - 1 March 1981

Approved for public release; distribution unlimited

DEPUTY FOR ENGINEERING
AERONAUTICAL SYSTEMS DIVISION
AIR FORCE SYSTEMS COMMAND
UNITED STATES AIR FORCE

A127542

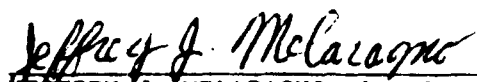
DTIC FILE COPY

NOTICE

When Government drawings, specifications, or other data are used for any purpose other than in connection with a definitely related Government procurement operation, the United States Government thereby incurs no responsibility nor any obligation whatsoever; and the fact that the government may have formulated, furnished, or in any way supplied the said drawings, specifications, or other data, is not to be regarded by implication or otherwise as in any manner licensing the holder or any other person or corporation, or conveying any rights or permission to manufacture, use, or sell any patented invention that may in any way be related thereto.


This report has been reviewed by the Office of Public Affairs (PA) and is releasable to the National Technical Information Service (NTIS). At NTIS, it will be available to the general public, including foreign nations.

This technical report has been reviewed and is approved for publication.



JEFFREY J. MELARAGNO, 1st Lt, USAF
Project Engineer

FOR THE COMMANDER



CAROLL G. CARSON, JR., Col, USAF
Director, Equipment Engineering

UNCLASSIFIED

SECURITY CLASSIFICATION OF THIS PAGE (When Data Entered)

REPORT DOCUMENTATION PAGE		READ INSTRUCTIONS BEFORE COMPLETING FORM
1. REPORT NUMBER ASD-TR-81-5028	2. GOVT ACCESSION NO. AD-A127542	3. RECIPIENT'S CATALOG NUMBER
4. TITLE (and Subtitle) USE OF THE LOGISTICS COMPOSITE MODEL TO EVALUATE AVIONICS AVAILABILITY		5. TYPE OF REPORT & PERIOD COVERED Final 1 Jan 1980 - 1 Mar 1981
		6. PERFORMING ORG. REPORT NUMBER
7. AUTHOR(s) Jeffrey J. Melaragno, 1st Lieutenant, USAF		8. CONTRACT OR GRANT NUMBER(s)
9. PERFORMING ORGANIZATION NAME AND ADDRESS Directorate of Equipment Engineering (ASD/ENESA) Aeronautical Systems Division (AFSC) Wright-Patterson Air Force Base OH 45433		10. PROGRAM ELEMENT, PROJECT, TASK AREA & WORK UNIT NUMBERS Project ASDDC306
11. CONTROLLING OFFICE NAME AND ADDRESS Directorate of Equipment Engineering (ASD/ENEZ) Aeronautical Systems Division (AFSC) Wright-Patterson Air Force Base, Ohio 45433		12. REPORT DATE July 1981
		13. NUMBER OF PAGES
14. MONITORING AGENCY NAME & ADDRESS (if different from Controlling Office)		15. SECURITY CLASS. (of this report) Unclassified
		15a. DECLASSIFICATION DOWNGRADING SCHEDULE
16. DISTRIBUTION STATEMENT (of this Report) Approved for public release; distribution unlimited		
17. DISTRIBUTION STATEMENT (of the abstract entered in Block 20, if different from Report)		
18. SUPPLEMENTARY NOTES		
19. KEY WORDS (Continue on reverse side if necessary and identify by block number) Logistics Composite Model avionics availability test equipment analysis sortie generation capability WRSK analysis Avionics Intermediate Shop		
20. ABSTRACT (Continue on reverse side if necessary and identify by block number) The Logistics Composite Model (LCOM) is a powerful tool which may be used to quantify the impact of various factors on wartime sortie generation capability for fighter aircraft. However, simulation analysis involving LCOM is often effected by insufficient data and model limitations. Special analytical techniques must be employed to accurately evaluate simulation results. Avionics availability is a critical area effecting aircraft sortie generation. Several important factors determine avionics availability. The most important of these factors includes spares, radar reliability, and test-		

DD FORM 1 JAN 73 1473

EDITION OF 1 NOV 65 IS OBSOLETE

UNCLASSIFIED

SECURITY CLASSIFICATION OF THIS PAGE (When Data Entered)

UNCLASSIFIED

SECURITY CLASSIFICATION OF THIS PAGE(When Data Entered)

Block 20. (cont'd)

equipment quantities.

The modeling of test equipment performance presents many challenges. Incomplete data and modeling limitations are serious problems.

UNCLASSIFIED

SECURITY CLASSIFICATION OF THIS PAGE(When Data Entered)

PREFACE

The purpose of this report is to document the LCOM effort which was undertaken as part of the ASD/EN Avionics Availability Study (AAS). The report discusses analysis techniques, data sources, problem areas, and general results.

Four ENESA simulation analysts worked full-time on this project for over twelve months. Nearly 1,000 LCOM simulation runs were accomplished at a cost of \$80,000 in computer usage funds. It is impossible to document such an extensive effort without leaving out a great deal. This report briefly discusses a few major topics which may be of value in future studies. Actual simulation results are not a major part of this report. Primary emphasis is placed on the analysis techniques used, and the problems encountered, during the study. The report was written with the LCOM simulation analyst in mind, and is intended primarily for in-house branch use.

Mr. Larry Jordan served as Team Leader for this project, providing expert and patient guidance throughout. Project analysts were Ms. Mary Case, Mr. Richard Cronk, and Lieutenant Jeffrey Melaragno. Each displayed extraordinary dedication and technical competence in attacking a challenging job. Additional contributions were made by Captain Michael Ehlers, Captain William Radcliffe Jr., Mr. Charles Begin, and Shea Venick. Special thanks is extended to Mrs. Linda Kenney for her indispensable help in producing this document. This particular LCOM study was truly a team effort.

Jeffrey Melaragno

TABLE OF CONTENTS

	Page
PREFACE.....	iii
LIST OF FIGURES.....	vii
LIST OF TABLES.....	viii
CHAPTER	
1. BACKGROUND.....	1
Statement of the Problem.....	1
Approach.....	1
System Description.....	3
Objective.....	5
2. SIMULATION SCENARIO.....	6
Scenario Development.....	6
AAS LCOM Scenario.....	7
Flying Schedule Considerations.....	13
3. MODELING CONSIDERATIONS.....	15
Reducing the Model.....	15
Limitations.....	16
Test Equipment.....	17
4. ANALYSIS TECHNIQUES.....	26
Analyzing a Terminating Simulation.....	26
Sensitivity Analysis.....	27
Factorial Experimental Design.....	28
WRSK Analysis.....	30

CHAPTER	Page
5. RESULTS.....	32
Preliminary Phase.....	32
Baseline Model.....	33
WRSK Analysis.....	37
Alternatives Compared.....	38
Factorial Analysis.....	42
6. CONCLUSION.....	48
SELECTED BIBLIOGRAPHY.....	49
APPENDICES.....	51
A. AAS LCOM SCENARIO.....	52
B. LRU MTBD DATA (CDEP).....	59
C. MODEL REDUCTION.....	67
D. RESOURCES CONSTRAINED.....	71
E. ORIGINAL DRAWER FAILURE CLOCKS.....	76
F. ATE RELIABILITY DATA.....	85
G. F-15 LCOM DATABASE.....	95

LIST OF FIGURES

Figure	Page
1. Avionics Supply System Diagram.....	4
2. AIS Model Sortie Rate Potential.....	14
3. Baseline Sortie Generation Capability.....	35
4. Impact of Constraining.....	36
5. Spares Cost vs. Sorties.....	39
6. Avionic LRU WRSK.....	40
7. 1/2 Maintenance Action Rate Impact.....	41
8. Test Equipment.....	43
9. TRU Spares.....	44

DTIC
COPY
INSPECTED
2

Accession For	
NTIS GRA&I	<input checked="" type="checkbox"/>
DTIC TAB	<input type="checkbox"/>
Unannounced	<input type="checkbox"/>
Justification	
By _____	
Distribution/ _____	
Availability Codes	
Dist	Avail and/or Special
A	

LIST OF TABLES

Table	Page
1. Automatic Test Station Reliability.....	21
2. Computer Test Station LRU Test Times.....	23
3. Displays Test Station LRU Test Times.....	24
4. Microwave Test Station LRU Test Times.....	25
5. Factorial Design.....	45
6. Factorial Results.....	47

BACKGROUND

Statement of the Problem

As new aircraft become more sophisticated, the ability of these aircraft to perform their mission becomes increasingly dependent on avionics subsystems. The availability of operating avionics subsystems is emerging as the critical factor in the operational readiness (sortie generation capability) of an aircraft weapon system. Recent experience with the F-15 demonstrates this. In late 1979, HQ TAC advised the ASD Commander, General Lawrence A. Skantze, that F-15 avionics support had surfaced as a critical problem. General Skantze decided there was a need to evaluate the process of acquiring avionics and its support. He asked the Deputy for Engineering (EN) to investigate the acquisition of avionics and its support from an engineering perspective. Colonel John S. Kubin (Assistant Deputy for Engineering) chaired the study advisory board and Mr. Brian Freeh (ENEGA) served as study director.

This problem is visible to field personnel as an inability to achieve scheduled sortie rates due to a lack of avionics LRU replacements. Many factors impact the availability of LRU replacements. These factors include LRU spares investment, maintenance manning, personnel experience, avionics reliability, built-in test (BIT) performance, test equipment reliability, test equipment quantities, test equipment spare parts investment, and maintenance concepts, policies, and procedures.

Approach

A meaningful evaluation of the problem required a method of describing and quantifying how the above factors interact, and what is their impact

on avionics availability. Systems analysis techniques provided the most appropriate means for handling such a complex, multi-faceted problem. The Logistics Composite Model (LCOM) was selected as the primary analytical tool for the following reasons:

1. LCOM allows a detailed description of the many reliability, maintenance, logistics, and operational factors impacting a weapon system's performance.

2. As a computer simulation model, LCOM provides the most realistic means of examining the complex interaction of these many factors.

3. LCOM ties the interaction of these many factors to sortie generation. Sortie production may be used as the critical performance measure.

4. LCOM facilitates trade-off and sensitivity analyses.

The F-15 weapon system was selected as the experimental model for the study. This decision was made for the following reasons:

1. The F-15 was a mature system.

2. An LCOM database for the F-15 had been developed by HQ TAC/XPM.

3. This database would be available in a short time.

4. Problems being experienced with F-15 avionics had initiated the study.

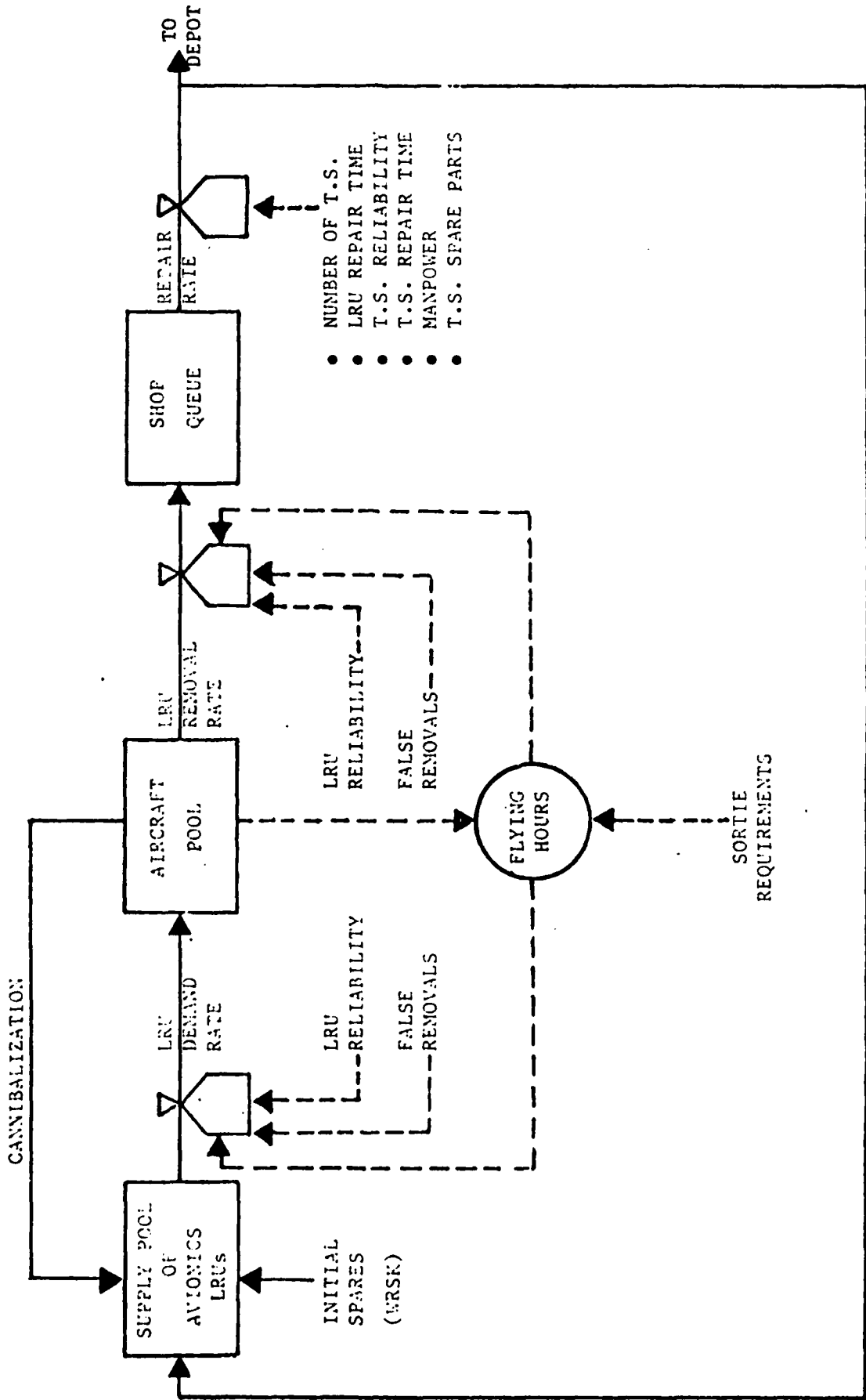
5. The F-15 was a new generation high technology fighter which made it an excellent model for future weapon systems.

Extensive efforts were made to gather and validate data on F-15 subsystems, both avionics equipment and intermediate shop test equipment. This data was used to update the database obtained from HQ TAC.

System Description

Figure 1 describes an aircraft avionics supply system. It is this system which determines avionics availability. Sortie requirements drive the system. Total sorties produced provides a measure of system performance. Sortie production is determined by the request rate and the availability of operationally ready (OR) aircraft. This system considers the availability of avionics as the sole determinant of an aircraft's operational status. If a needed replacement LRU is available from supply, then the aircraft will become OR and can satisfy a sortie request. If a needed LRU is not available from supply, then the aircraft will be down due to an avionics "hole" and cannot meet a sortie request. The supply pool initially contains the number and type of LRUs specified by the F-15 WRSK list. As the system is driven, broken LRUs are removed and sent to the avionics intermediate shop (AIS), good LRUs are taken out of supply and used to fill aircraft "holes", and repaired LRUs are returned to supply from the shop. Avionics LRUs can be found in three places in the system: supply, on-board aircraft, and in the shop. In addition, the system does "leak" a percentage of certain LRUs to the depot. Supply is augmented by cannibalizing good LRUs from aircraft with other "holes", and using these good LRUs to fill unsatisfied replacement demands. The demand rate against supply is equal to the removal rate from the aircraft pool. These two rates are based on flying hours and determined by actual LRU reliability and the frequency of troubleshooting errors. The critical point in the

FIGURE 1 - AVIONICS SUPPLY SYSTEM DIAGRAM



system is the shop. LRUs can become backed up if the shop is unable to handle the workload. Shop production is dependent to a great extent on the intermediate test equipment. Each LRU must be processed by a specific test station. If a test station is processing another LRU, busy being repaired, down due to a shortage of spare parts, or idle due to a shortage of maintenance technicians, backups will occur. All resources are present in the system in limited quantities.

Systems analysis requires the careful development of an accurate system flow diagram. Such a flow diagram defines and limits the system under consideration. LCOM analysis is primarily systems analysis, and as such should always include the development and use of a system flow diagram. Normally, a system diagram would be created first so as to facilitate the development of a computer model. In this case, however, the model (LCOM and the corresponding F-15 database) already existed and was being applied to a specific problem. The computer model was assumed to accurately replicate the real system in great detail. The flow diagram was developed to better understand and explain the complex interactions taking place in the computer model, and to better relate the model to a real world.

Objective

The objective of this LCOM effort was to evaluate the many factors impacting avionics availability, identify the crucial ones, and to assess the relative value of several alternatives designed to improve avionics availability. This was accomplished through sensitivity analysis and trade-off experiments using the F-15 model. Sortie production served as the primary performance measure in these analyses. Therefore, the specific goal of this analysis was to determine which factors affect sortie production the most.

SIMULATION SCENARIO

Scenario Development

To accomplish the sensitivity and trade-off analyses required for the AAS, a rigorous scenario which pushes the F-15's capability to the limit was needed. This limit had to be established for the baseline model so that sortie production would be sensitive to experimental parameter changes. The decision was made to develop an analytical scenario based on surge combat. It was more important for this scenario to provide an appropriate experimental framework than for it to conform to approved operational parameters. For this reason, the AAS scenario was not coordinated with HQ USAF or HQ TAC. That it might violate some real world parameter was not a serious concern. It did, however, incorporate many items from the sustained combat LCOM scenario developed by HQ TAC/XPM for the F-15.

There are many problems encountered in trying to model a surge combat environment which were not resolved in this study. Although based on a surge combat flying program, WRSK sparing, and a forward base deployment, this scenario does not consider deferred maintenance, battle damage repair, air base attack, or chemical defense problems. In addition, the scenario assumes that sufficient quantities of munitions, pilots, fuel, flightline support equipment, and replacement aircraft are available. As such, the scenario actually describes a sortie surge exercise and not a true war. The analysis, therefore, is a surge capability assessment rather than an actual combat projection.

AFR 25-8 states that any agency conducting an LCOM study must coordinate the proposed scenario with the MAJCOMs and Air Staff agencies

before simulation runs begin. It specifies HQ USAF/MPME as the focal point for HQ USAF coordination of scenarios. The regulation describes in detail what should be included in an LCOM scenario. This process, however, is currently a lengthy one which is appropriate only for manpower studies. No formal procedure exists for developing scenarios for non-manpower studies such as the Secretary of the Air Force Program Review (SPR) surge assessments, and the Avionics Availability Study.

AAS LCOM Scenario

Appendix A describes the AAS LCOM Operations and Maintenance scenario using the format suggested in AFR 25-8. A number of scenario items included in that description deserve further explanation. In addition, the AFR 25-8 format does not include some items which are of special importance. The following explanations offer background information on these important assumptions:

1. A 48 PAA unit deploying to a forward operating location. A 48 PAA unit was selected for simulation because it is the largest unit planned to deploy with a single set of avionics test stations. This deployment option places the greatest strain on the overall avionics support system. A "worst case" approach was taken in establishing this baseline condition. In addition, a 1979 Rand study identified this deployment option as being a potential logistics problem.
2. The existing 3-level maintenance concept. Organizational and intermediate levels of maintenance were modeled in detail. Depot maintenance is included in the model, but not in detail. Although the 3-level

maintenance concept for the F-15 has been criticized, this study assumes the current concept. Attempts were made to simulate a two-level maintenance environment involving a Central Intermediate Repair Facility (CIRF), but were unsuccessful due to modeling problems and insufficient data. The model was successfully set up to simulate the absence of the intermediate shop during the 30-day simulation period, and excursions were made to investigate this contingency.

3. The avionics intermediate shop (AIS) becomes operational on day 6.

This assumption was made arbitrarily. Although not based on any approved operational plan or study, it is thought to be reasonable. Originally, the model was run with the AIS operational from day 1. Shifting the operational start day did not seem to significantly impact sortie results. No sensitivity analysis was attempted.

4. Cannibalization allowed. The model was exercised in both modes: cannibalization on and cannibalization off. Sortie production was very sensitive to this factor. Turning cannibalization off resulted in a 30% reduction in sorties accomplished. Cannibalization is not only realistic in a spares constrained combat scenario, it is absolutely necessary to achieve maximum sorties. The actual LCOM cannibalization mechanism does, however, require close examination. It is complicated. Verifying its correct operation is essential. Consideration should also be given to the impact of the LCOM default values. These values allow five total "holes" in any aircraft, and restrict the number of parts an aircraft can receive by cannibalization at one time to two.

5. War Readiness Spares Kit (WRSK) deployed with the 48 PAA unit. Seventy-five avionics components were identified for inclusion in the study. These

LRUs are all processed by the AIS. The WRSK list, prepared 9 April 1980, was obtained from Warner-Robbins Air Logistics Center (WR-ALC). Only these seventy-five parts were constrained. All SRU and piece parts are assumed to be available. Sortie production was very sensitive to LRU levels.

There are a number of problems associated with using an actual WRSK list, assuming that it can be obtained from Logistics Command. There are often discrepancies between LRU work unit codes (WUC) listed in the WRSK and those in the model. In addition, a given WRSK list is not necessarily what is actually available to a particular unit. Different wings negotiate for changes in WRSK allocation. Units also have varying policies towards the peacetime use of WRSK spares. All of these factors effect critical spares levels.

6. Manning constraint. The model includes twenty-nine different work centers. Only the six involved with organizational and intermediate level avionics maintenance were constrained during the course of this study. Manning levels for these work centers were taken from the TAC F-15 LCOM Manning Standards document for sustained combat. The three shift sustained combat authorizations should have been changed to account for the increased manhour availability assumed for surge activity. This error probably had little impact due to the model's relative insensitivity to the manpower constraint. Any excursion where an improvement to the AIS yielded a large jump in sortie production probably could have done even better with such an increase in shop manning.

7. One spare for each test station drawer. The intermediate shop (AIS) is made up of seven test stations. Each test station is a package of

components contained in removable drawers. These components are subject to failure. Maintenance for the test station is accomplished either by repairing a component in place, or by removing the drawer containing the failed component and installing a spare drawer. The failed component can then be repaired in the shop or at the depot.

The majority of test station maintenance was modeled by TAC analysts as requiring drawer removal. This resulted in a large demand for spare drawers. A WRSK list for the test stations was obtained from the San Antonio Air Logistics Center. This list included piece parts and integrated circuit cards, but few entire drawers. Since the model did not track individual piece parts and circuit cards, the only way to provision test station spares was to include complete drawers. The assumption was made that an unlimited number of piece parts and circuit cards were available and that one entire spare drawer was available for every drawer contained in the AIS. The model was very sensitive to this assumption.

8. Thirty day simulation period. Thirty days is considered to be a reasonable limit on the duration of surge combat activity. Scenario parameters change significantly after day thirty. This assumption influenced the method which was used to evaluate output results. A thirty day simulation period requires that the simulation be treated as terminating, and data analyzed accordingly.

9. No resupply. It is generally assumed that surge combat must be conducted in the absence of resupply. Resupply is often considered to begin after day thirty. Excursions were run which investigated the impact of resupply during the surge period. This impact was considerable.

Again, for this study, a "worst case" approach was used.

10. No attrition. Although the scenario is a combat scenario, many of the hazards of actual combat must be ignored. The available number of aircraft remains at 48 throughout the simulation period. This assumption does not necessarily mean attrition is not occurring. However, any aircraft lost in action are assumed to be replaced immediately.

11. No battle damage. Battle damage would represent a significant portion of aircraft maintenance during a war. However, special modeling techniques must be employed to consider such maintenance. The time and data required to implement these techniques were not available for this study.

12. Deferred Maintenance not modeled. Some maintenance would be deferred during surge activity to allow aircraft to turn rapidly. This consideration also requires special modeling techniques. These techniques have not been refined for easy and accurate use in LCOM. The question of how peacetime and wartime failure rates and maintenance requirements differ has not been answered. It is also very difficult to define what maintenance would be deferred and what would not. For the F-15, it was assumed that very little maintenance could be deferred.

13. No weather impact. Weather certainly effects the operational scenario during combat. Adverse weather reduces the number of sorties which can be produced. It also restricts the hours available for launching sorties. The program which was used to generate the flying schedule for this study (Create 20) does include weather. However, to minimize the impact of this variable on the output of the model, weather parameters for Holloman AFB, New Mexico were used to generate the flying schedule.

The weather at Holloman is very good and generally does not effect F-15 sortie production. For the purposes of this study it was necessary to restrict the number of variables affecting sortie production to as few as possible.

14. No aircraft phase inspection. Many inspection requirements are waived during surge combat. The phase inspection clocks and networks were removed from the AAS model. This not only was a realistic operational condition, but it reduced the computer requirements for running the model.

15. No delay for base supply processing. Logisticians normally assume a four day delay before a repaired LRU returns to supply from the shop due to administrative processing. Not only was this delay unrealistic for the surge scenario being used, but it was not relevant to the system interactions of interest in this study. This delay was, therefore, assumed to be zero. Once an LRU was repaired in the shop, it was immediately available to be used as a spare. Excursions made with a four day and a two day delay time demonstrated the model's relative insensitivity to this variable.

16. A reduced database was used. As has already been mentioned, only avionics manpower and avionics LRUs were constrained during this study. In addition, many non-avionics subsystems were deleted from the database. Any subsystem which did not include at least one LRU processed by the AIS was eliminated. This was done by deleting the subsystem clock and corresponding networks from the database. Forty-three failure clocks out of approximately 250 were deleted. The largest portion of the model remained intact. This reduction was designed primarily to reduce the

computer core storage and execution requirements for running the model. In addition, it focused attention on avionics and its support.

17. Aircrews, munitions, and fuel not constrained. Again, important operational considerations were ignored to simplify the scenario and restrict the variables effecting sortie production.

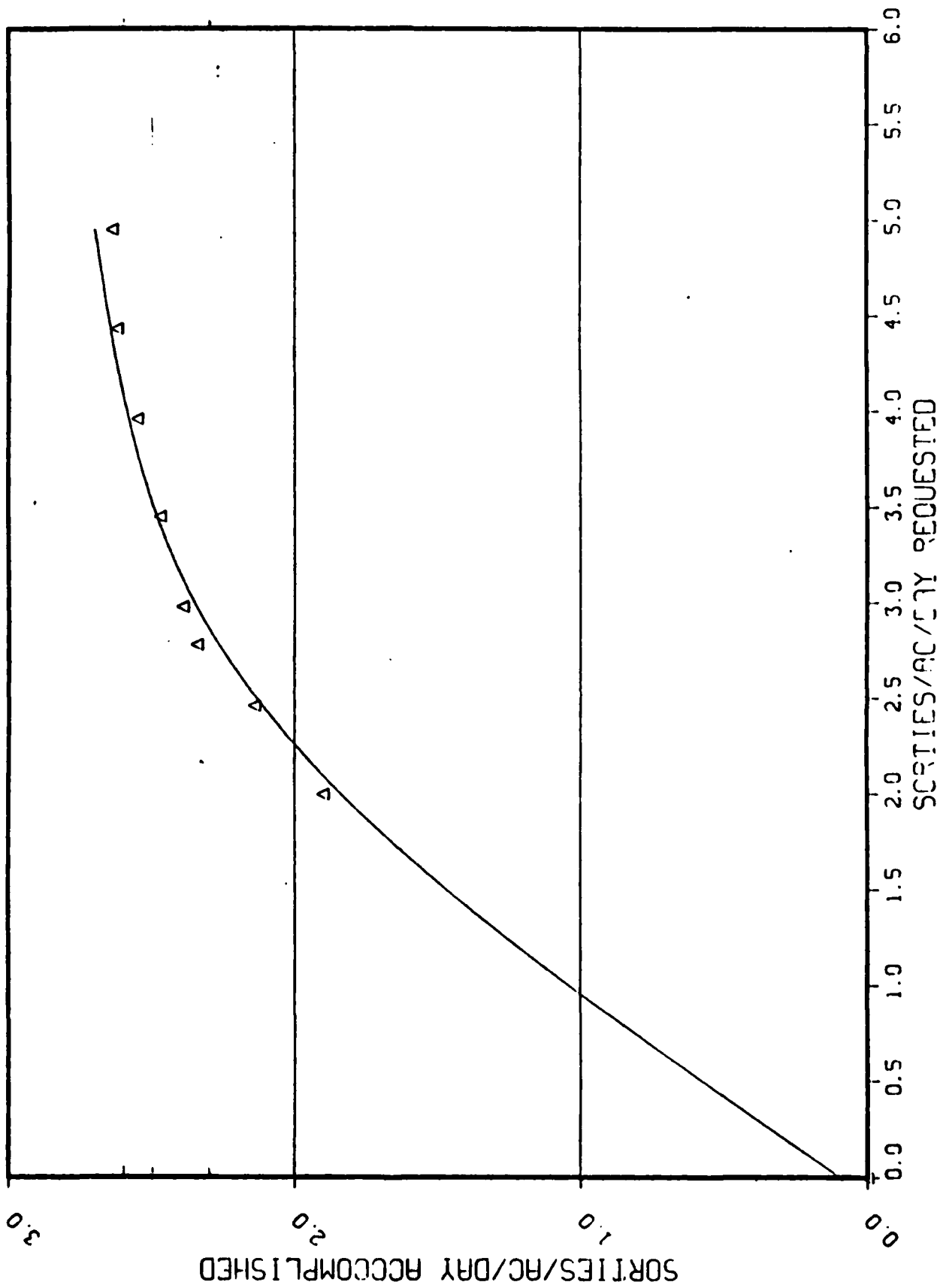
Flying Schedule Considerations

Maximum sortie production has already been mentioned as being one of the primary considerations behind the development of the simulation scenario. Sortie production is obviously effected by the flying schedule. Not only is the rate at which sorties are requested important, but lead time, cancel time, mission length, minimum and maximum mission size, spare aircraft preparation, alerts, mission mix, length of day, and day/night sortie mix are all factors which impact sortie production. An LCOM flying schedule is not something to be taken for granted.

A great deal of experimentation went into developing a flying schedule which makes maximum use of available aircraft resources. Eight different sortie request rates were tested. Figure 2 indicates the relationship which exists between sorties requested and sorties accomplished for an unconstrained AAS model. The figure refers to the model as the AIS model. That title was sometimes used to emphasize the study's emphasis on the avionics intermediate shop. Of particular note is that sortie production continues to increase, even if only minimally, at extremely high request rates. A request rate of approximately 3.9 sorties/aircraft/day was used in the final flying schedule.

AIS MODEL SORTIE RATE POTENTIAL

FIGURE 2



MODELING CONSIDERATIONS

Reducing The Model

The F-15 LCOM database acquired from HQ TAC was very large. The computer resources (CPU time and core storage) required to run the model were not only costly, but nearly exceeded the limits of our CDC computer system. Although the model ran easily within the resource limits of our Itel AS/5 computer system, the large number of excursions required for the AAS made it desirable to run simulations on both systems. To gain the use of the CDC system required a reduction in the execution core storage requirement of the model. This was accomplished, as mentioned previously, by eliminating the failure clocks and corresponding networks for forty-three subsystems not processed by the AIS. In addition, all scheduled maintenance clocks and networks, such as phase and wash, were deleted. These reductions not only permitted the use of both computer systems, but significantly reduced the cost of each simulation run.

Reducing the size of a database is an ideal technique for analyzing specific subsystems. It not only saves time and money, but it focuses attention on the subsystems of primary concern. Constraining only certain parts and workcenters also economizes and aids in analyzing specific subsystems.

There are, of course, some disadvantages associated with reducing a model. The model no longer can be applied to a variety of questions, but instead addresses a specific issue. Answers become increasingly relative and less absolute. Output results such as sortie rate and maintenance manhours per flying hour (MMH/FH) may be quite inaccurate and should be

analyzed with caution. A variable that is left unconstrained may be a limiting factor. It was very late in the AAS that we discovered the significance of engine maintenance personnel. The TAC authorized manpower for the engine workcenter was insufficient and made that variable more of a limiting factor than avionics availability. This point went undiscovered previously because only avionics workcenters were being constrained.

Appendix C contains a list of the subsystems which were eliminated to reduce the size of the database. Also listed are the scheduled maintenance clocks which were deleted. Appendix D lists the LRUs, maintenance workcenters, and test equipment which were constrained in the model.

Limitations

Inherent in the LCOM model are certain limitations. One of its major limitations prevented a successful investigation of the Central Intermediate Repair Facility (CIRF) maintenance concept. LCOM simulates the flying and maintenance activities at a single base. The CIRF is designed to handle the intermediate avionics maintenance for several bases. A CIRF serving three different F-15 bases was simulated by merely tripling the number of aircraft, the flying activity, the maintenance personnel and the number of WRSK spares. The number of test stations was doubled and appropriate delays were added to the supply networks to account for pipeline times between the CIRF and each base. Although this model did generate the correct workload for the CIRF, the resulting sortie generation rate was inflated due to the advantages of massing aircraft, manpower, and spares from three bases into a single resource pool. This massive pool of resources increased the probability of having an aircraft, a part, or a man when it was needed. This unrealistic economy of scale invalidated the CIRF model.

Overcoming this problem would have required tripling the database to reflect the same networks and resources three separate times thus distinguishing each base and its resources.

The massive data requirements of the model also limit, in practical terms, how detailed a model can be. It was impractical to include piece parts and shop repairable units (SRUs) for either avionics equipment or test equipment in the model. The model actually assumes the availability of piece parts and SRUs. This made it very difficult to accurately analyze test station downtime due to shortage of parts. The test stations are made up of removable drawers which contain integrated circuit boards, or SRUs. Maintenance and parts replacement usually takes place at the circuit card level. Test station spares are stocked at the circuit card level. However, the model included only drawers. The model stocked test station spares as drawers. This handicapped efforts to fully understand the impact of test station sparing.

Test Equipment

The F-15 model was one of the first to attempt an extensive treatment of shop test equipment. For the purposes of this study, the avionics test equipment was of great interest. Its inclusion in the model was crucial.

The task of modeling test equipment is a difficult one. Many problems were encountered trying to accurately model and analyze its performance.

As mentioned above, each of the seven AIS test stations consists of a set of drawers. Each LRU requires a specific test station and a given set of drawers (not the entire station normally) to run its test program. The time to run an LRU through its test program differs from LRU to LRU.

Every test station drawer has a unique failure clock and unscheduled maintenance network that simulates a test station failure. A separate decrement is used for every LRU so that only the failure clocks of the drawers required by that LRU are decremented. When an LRU is being tested, the model requires the following resources be available to begin the task: the test station, each required drawer, and the station operator. If any of these resources is unavailable, then the LRU is placed in a queue waiting to be tested. This can happen when the test station (or any required drawer) is being repaired or used to test another LRU.

The original database placed the drawer failure clock decrement and call to unscheduled maintenance before the actual repair task which uses the test station and drawers. We found this network scheme to be incorrect. When a queue began building at the test station and LRUs had to wait before being tested, they would still decrement the station's failure clocks as if they had already used the station. The result was that too many failures were being experienced for the number of LRUs which had actually been processed. This was corrected by putting the decrement and call to maintenance after the LRU had processed across the station.

Another major problem with test station modeling has already been mentioned. Since piece parts, subassemblies, and circuit cards (SRUs) are not included in the model, it is difficult to realistically simulate test station sparing. We assumed one spare drawer would be included in the WRSK for every drawer in the model. Because some drawers fail often and are modeled as having a probability of being sent to depot (NRTS), it's not long before the test stations go down due to a shortage of spares (NMCS). This happened quite often and was one of the drivers behind the overall performance of the system.

Normally, failure clocks are established in terms of mean time between failure (MTBF) or mean sorties between failure (MSBF). The clocks for the test station drawers were originally given in terms of mean LRUs processed between failure. These clocks were based on data accumulated in the avionics intermediate shop at Langley AFB, Virginia for the twelve month period January to December 1977. The AIS supported approximately 13,500 F-15 sorties during that period. Data was manually recorded within the shop by the test station operators. In addition to providing drawer failure rates, this data included maintenance task times for repairing failed drawers.

The appropriateness of modeling test station failures in terms of LRUs processed is questionable. The original model decremented drawer failure clocks without regard to how long an LRU actually tied up the test station. LRUs that required ten hours to run their test program impacted the failure mechanism no more than LRUs which only took one hour. Although this scheme seems counterintuitive, there was no way of determining its actual impact. This mechanism was changed so that drawer failure clocks now are in terms of operating hours (MTBF) and decrements reflect the average time an individual LRU takes to run its test program on the station. The original failure clock values are included in Appendix E.

Serious difficulties were encountered in trying to verify the correct operation of the test station failure mechanism. Because the test station architecture is so complex, with each drawer having its own clock and each LRU requiring a different set of drawers for a different length of time, it is difficult to determine analytically what the expected composite failure rate is for a particular test station based on its input drawer failure clocks. In addition, it was not possible to separate testing time

from station maintenance time in the output statistics. Because these two times were lumped together as test equipment operating hours, it was not possible to determine a composite test station failure rate in terms of operating hours (actual time processing LRUs). If station operating hours for testing LRUs had been separated from operating hours due to station maintenance in the simulation output statistics, not only could a composite failure rate have been determined, but a Fully Mission Capable (FMC) rate could also have been computed. This separate reporting of operating hours and maintenance hours could have been accomplished by either requiring a dummy manpower resource on all test station repair tasks, or by coding all LRU testing tasks as type 2 and all test station repair tasks as type 3. Since neither of these techniques was employed, the only available measure of test station reliability is in terms of LRUs processed per station failure. By painstakingly examining the hit matrix of a simulation output, the number of LRUs tested and the number of failures for each test station can be determined.

Table 1 reports the reliability being exhibited by the three automatic test stations in the model. It also reports the results of an attempt to validate the model by examining the reliability of test stations in the field. Validation was difficult because data on test station performance was not readily available. What data was available was so inconsistent as to make it questionable. Table 1 indicates the inconsistencies in test station data from one base to another. Appendix F describes in detail how this data was obtained. Although the composite reliability values for the three bases seem to validate the model, the variance of the data certainly reflects a lack of consistent test station data. It

TABLE 1 - AUTOMATIC TEST STATION RELIABILITY

<u>TEST STATION</u>	<u>F-15 MODEL</u>	<u>LRUs PROCESSED/TEST STATION FAILURE</u>			
		<u>1979 EGLIN</u>	<u>1979 LUKE</u>	<u>1979 BITBURG</u>	<u>EGLIN/LUKE/BITBURG COMBINED</u>
Computer	4.57	6.63	3.65	6.82	5.16
Microwave	2.44	4.95	2.91	1.46	2.45
Displays	3.28	2.28	3.78	3.94	3.33

should be noted that no attempt was made to compare model failure clocks with field data for individual drawers.

The problem of inconsistent data was again evident when an attempt was made to validate the LRU test times used in the model. Three sources were compared. Tables 2, 3, and 4 show the LRUs tested by each test station and the associated test times from each source. The LCOM database test times as determined by TAC using an operational audit of Langley AFB and Bitburg AB in 1977 are compared to 1978 job standard test times established at Bitburg AB and 1979 field survey times for all bases gathered by the F-15 program office.

A number of factors contribute to conflicting test time data. The skill level mix for AIS operators differs from base to base. The condition of test station hardware and software also differs from base to base. And test times may include different tasks at different bases. For instance, an LRU repair task time may or may not be reported as including equipment setup time, calibration, OJT, and test equipment maintenance.

To summarize, drawer clocks and decrements appear in the model in terms of operating hours and test times, while the resulting failure rate must be calculated in terms of LRUs processed per failure. This turns out to be convenient since the field data used to validate the model is in similar terms. The model seems to replicate the rates experienced in the field, however, inconsistencies in the field maintenance data are present. There is no way of knowing what was the impact of putting the drawer failure clocks in terms of operating hours. It seems intuitively more correct, but the composite failure rate can only be validated from field data in terms of LRUs processed per failure. An so, this measure may be preferable to operating hours.

TABLE 2 - COMPUTER TEST STATION LRU TEST TIMES (HRS)

LRU	1978		1979	
	LCOM	BITBURG	F-15	SPO
11PDO	4.6	5.7	5.3	
41AAC	1.5	3.7	3.7	
41AAU	.8	.8	.8	
41ABL	1.5	2.4	2.4	
51ADO	1.0	2.3	2.0	
51AGO	1.5	1.0	1.0	
51AHO	.9	1.0	1.8	
51AJ0	1.0	1.0	2.9	
51AMO	1.0	2.5	1.0	
51EAO	5.0	7.3	6.5	
52AAO	5.2	8.4	7.5	
52ABO	5.3	11.3	7.0	
55CAO	2.3	2.6	3.6	
57AAO	3.3	4.0	.5	
71AEO	3.5	7.2	8.7	
71AF1	.25	1.5	1.6	
71FAO	3.7	5.0	4.7	
71FBO	3.0	5.2	4.9	
71FEO	.7	.5	1.0	
74EBO	3.8	6.0	6.0	

TABLE 3 - DISPLAYS TEST STATION LRU TEST TIMES (HRS)

<u>LRU</u>	<u>LCOM</u>	1978 <u>BITBURG</u>	1979 <u>F-15 SPO</u>
13HAO	1.5	4.1	2.7
44BFA	-	4.7	3.0
51NAO	2.1	2.2	2.2
51NBO	3.2	3.3	3.5
65BHO	5.1	7.0	4.7
74FFO	3.7	6.7	7.6
74JAO	6.5	7.5	7.8
74JCO	4.8	4.5	7.2
74KAO	11.0	7.2	9.7
74KCO	2.7	9.6	5.3
75MAO	3.1	6.4	4.5
75MCO	5.2	6.5	7.0

TABLE 4 - MICROWAVE TEST STATION LRU TEST TIMES (HRS)

<u>LRU</u>	<u>LCOM</u>	1978 <u>BITBURG</u>	1979 <u>F-15 SPO</u>
74FCO	7.4	6.4	11.6
74FJO	8.6	6.5	9.5
74FQO	3.6	3.8	5.1
74FSO	5.4	6.4	10.0
76CAO	1.7	2.0	6.5

ANALYSIS TECHNIQUES

Analyzing a Terminating Simulation

A terminating simulation is one run for a specific finite time period. Such simulations normally do not reach steady state. For this reason, performance samples taken at intervals during the simulation period often are not independent. Autocorrelation analysis should be employed to determine whether or not interim samples are independent. Samples which prove to be autocorrelated cannot be used in statistical analysis requiring independent observations. The only way to generate independent observations for simulations not reaching steady state is to replicate the entire simulation using different random number streams each time. The results from each replication may then be used in classical statistical analysis.

A thirty day simulation of wartime flying activity is a terminating simulation. Autocorrelation analysis indicated that interim samples taken from the F-15 model were non-independent. For this reason, each experiment conducted for the AAS had to be replicated several times.

Because a simulation replicates the real world through the occurrence of many randomly generated events, running the model with different random numbers yields different output responses. These outputs, or independent observations, are distributed around a mean value which is theoretically the true response value for a given set of inputs. Although an infinite number of runs would be required to determine exactly the mean value of a response variable, replications do provide an estimate of the true mean. Using a common statistical technique, a confidence band or interval about the estimate can be determined. This interval is referred to as the confidence interval.

Each experiment done for the AAS was replicated five to ten times so that a sample mean and a 90% confidence interval could be calculated. It was only after this had been accomplished that the analyst could compare the results of different experiments. This procedure is similar to a statistical test of means. In some cases, different experiments were compared using one of the several tests designed to establish that two population means are significantly different.

Sensitivity Analysis

Sensitivity analysis is one of the primary analytical techniques used in simulation studies. Shannon provides a concise definition and description of sensitivity analysis [1]. Simply stated, sensitivity analysis consists of systematically varying the values of input variables over some range of interest and observing the effect on the model's response. This technique has two primary uses. First of all, it can be used to help build confidence in the model. Sensitivity analysis can identify which variables have the greatest impact on model response. The analyst can use this knowledge to direct his efforts for validating the data and any assumptions associated with these important variables. The confidence associated with these critical variables becomes the confidence associated with the entire model.

The second way of using sensitivity analysis involves the evaluation of changes to the model. Alternatives can be compared and refined. New alternatives can be designed and investigated. This technique helps the analyst determine ways of improving the model's performance. It is a means of choosing the alternative which produces the most favorable model response.

Although not planned this way from the beginning of the study, our simulation analysis eventually was divided into two experimental phases. The first phase was primarily dedicated to validation of input data, verification of model performance, and identification of critical variables. Sensitivity analysis was employed heavily. The model's sensitivity to quantities of spare parts (both avionics LRUs and test equipment TRUs), numbers of test stations, manpower, LRU test times, arrival of the intermediate shop, test equipment reliability, prime equipment reliability, repair cycle time, cannibalization, resupply, weather, and length of flying day was evaluated. A great deal of field data for the avionics and the automatic test equipment (ATE) was reviewed and changes were made to the F-15 database. All underlying assumptions were examined, along with their impacts on model response, and some were changed based on the results of sensitivity analysis.

The second phase of the study was devoted to evaluating the various alternatives for improving avionics availability. Again, sensitivity analysis was employed. The results of this analysis will be discussed in the next chapter.

Factorial Experiment Design

Designing an effective and economical experiment, or series of experiments, requires that the analyst know which input variables are the important ones, and within what practical range of values for each is the model most sensitive. The analyst, unfortunately, does not have such information at the beginning of his study. The answers to these important questions surface only after experimentation has been underway

for some time. For this reason, experimental designs are frequently revised or even scrapped entirely as an investigation proceeds. Many such false starts and design revisions were encountered during the AAS. The sensitivity analysis already mentioned was a part of this process.

The factors effecting avionics availability have already been mentioned. Each factor is represented in the model by one or more input variables. The experiments conducted for the AAS were designed to assess the relative impact each variable has on model response, specifically, sortie generation. For the most part, these experiments considered only one factor at a time. Such experimentation requires a simple design, and little complicated statistical analysis. This method, however, yields no information on the interaction between variables. A point was reached in the AAS when it was appropriate to investigate the interactive effects. A factorial design was chosen to accomplish this experiment.

A factorial design involves all combinations of the chosen factors at each level of interest. With N factors each having M different values or levels, a total of M^N combinations must be examined. In most cases, as with the AAS, replications of each combination are required. For this experiment, five replications were run for each combination. Four factors (number of test stations, radar subsystem reliability, WRSK spares, and ATE reliability) were considered at two different levels for each. This resulted in a 2^4 factorial design having 16 total combinations. In addition to measuring the interactive effects of each variable, a factorial design has the advantage of measuring the main effects of each variable with greater accuracy than a design considering one factor at a time. The design presented by Box, Hunter, and Hunter [2], along with the algorithm for computing main and interactive effects, contributed greatly to this

effort. Results of this analysis will be discussed in the following chapter.

WRSK Analysis

Preliminary experimentation indicated that the model was very sensitive to spares levels. The list of war readiness spares provided inputs to the model for the initial on hand stock of avionics LRUs. These initial levels were clearly a constraining factor. Sortie generation was directly effected by any increases or decreases in input values for spares. A great deal of analysis went into understanding the importance of WRSK sparing and attempting to better evaluate WRSK requirements.

Captain William Radcliffe, Jr., was responsible for a great deal of this analysis. He took a comprehensive and unique approach to analyzing WRSK requirements for the F-15 avionics suite. This analysis is explained in detail in his graduate school thesis [3].

Our analysis determined that the current WRSK was not optimally stocked for the dollars spent. Backorder statistics from simulation outputs indicated that some items were overstocked while other items were severely understocked. A redistribution of funds could yield a WRSK of the same cost which would make possible a significant increase in sortie generation. A brute force redistribution was possible using backorder statistics as a guide to manually increasing some input variables and decreasing others while keeping total cost constant. This was an iterative process which yielded a significant increase in sorties, but which was unable to achieve an optimal WRSK.

Captain Radcliffe developed an algorithm which optimizes WRSK

allocation. It differed from the current Air Force methodology in that it computed a unique shop throughput (base repair cycle) time for each LRU. Current algorithms assume the same standard intermediate repair time for all LRUs. The AIS environment is so complex and stressed so severely during combat support that such an assumption is grossly inaccurate. Considering that different LRUs are processed by different test stations whose reliability, maintainability, and workload parameters differ greatly, it is understandable that each LRU has a unique repair cycle time. When WRSK allocations are done with this new insight, a better WRSK results. Using the methodology for determining individual LRU repair cycle times and the WRSK allocation algorithm developed by Captain Radcliffe, a new set of input values for spares variables was established. Results of this analysis may be found in the following chapter.

RESULTS

Preliminary Phase

As has already been mentioned, numerous factors were investigated during the preliminary phase of the study. The model's sensitivity to these factors was of primary interest. A number of important insights were gained during this phase which effected the study's subsequent direction. The two most important results of this early experimentation concerned the impact of avionics spares and manpower on the model's behavior. It was apparent from just about every perspective that the spares constraint was a critical factor. It was almost as apparent that the TAC authorized avionics support manpower was not a critical factor. Manpower was therefore assumed to be a minor variable. Further study of the manpower constraint was deemed unnecessary. Spares, on the other hand, became one of the most investigated factors.

Cannibalization was observed to be a critical factor. Allowing cannibalization resulted in approximately a 50% increase in sortie accomplishment over thirty days. Cannibalization was investigated in conjunction with other variables, but the results were always the same. Because cannibalization is considered a real world maintenance procedure, and because it proved to impact sortie generation so dramatically, it was made a fundamental part of the model's baseline set of input parameters.

The impacts of weather and length of flying day were also evaluated. The worse the weather modeled, the fewer the number of sorties accomplished. Likewise, shortening the flying day resulted in a reduction in sortie generation. A daylight flying window of 16 hours was selected. This window went from 0600 to 2200 hours. Weather was eliminated from the model

to reduce the number of factors being considered and to maximize baseline sortie accomplishment.

The return of avionics LRUs and test station drawers from depot had a dramatic impact. Depending on when resupply began, sortie accomplishment took a sharp turn upward. Resupply, however, made the model less sensitive to spares inputs and AIS performance. In addition, resupply is typically considered to begin only after the first thirty days of combat. For these two reasons resupply was taken out of the model. All experiments run during the primary phase were run without resupply. Repair cycle time (delay due to administrative processing within the intermediate shop and supply) was also eliminated after sensitivity analysis indicated its impact was negligible.

The specific arrival day of the AIS was also a factor that had the potential of impacting model response. Having an AIS capability was demonstrated a critical factor. If the AIS did not arrive at all, sortie production was drastically reduced. However, sensitivity analysis indicated little difference in model performance as long as the capability became available sometime within the first ten days. Day 6 was chosen as the operational day for the AIS.

The preliminary phase also included an extensive review and validation of reliability and maintainability input data for both the prime equipment and the test stations. The test station failure rates were found to be satisfactory. Several failure clocks and network probabilities (particularly NRTS probabilities) for prime items, however, required adjustment.

Baseline Model

The preliminary phase resulted in some network changes, failure clock

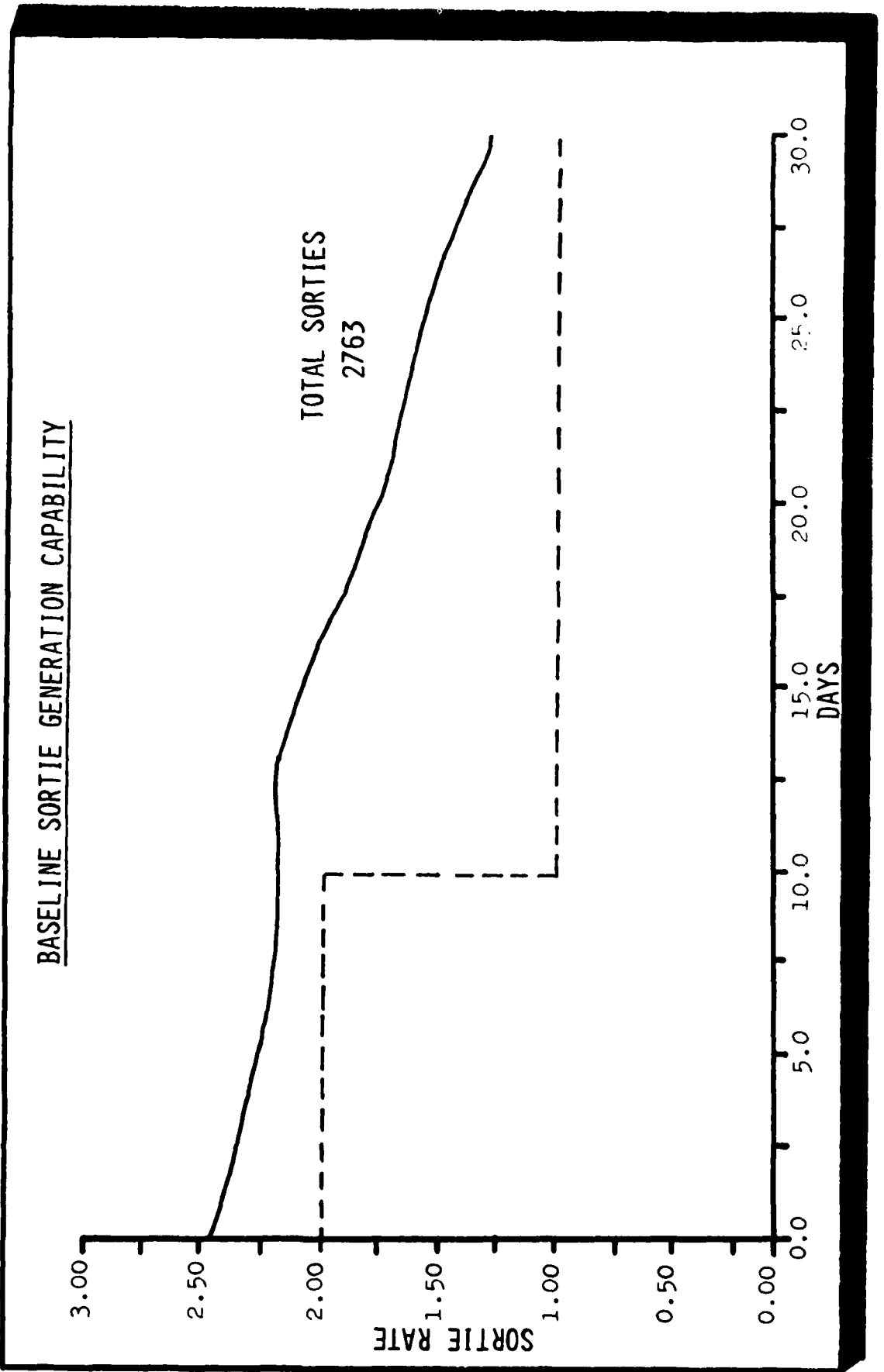
revisions, and decisions concerning scenario parameters. In this way, a baseline model for the primary analysis phase was developed. This model served as the control for all subsequent experimentation. All alternatives were compared to this baseline.

Figure 3 shows the sortie generation response of the baseline model. The dashed line indicates a hypothetical surge sortie rate goal for the first seven days and a sustained combat goal for the following 23 days. The downward trend in sortie generation is obvious. A longer simulation would be required to determine where the curve levels out. It should be noted that this figure does not indicate the actual real world surge capability of the F-15 aircraft, but only the results of a simulation model exercised under the scenario parameters stated in Appendix A. Because the model does not incorporate quick turn processing and deferrable maintenance, it cannot be used to project actual combat capability.

Figure 4 describes the baseline model in different terms. This figure gives many insights into the overall performance of the baseline model and the relative impact of the major resource constraints. The baseline referred to in the figure actually is the baseline model (2763 sorties) run with test station drawers unconstrained. The reason is that drawers are the first constraint which must be relieved in order to increase sorties. The resource constraints are listed from right to left in the order they are encountered when trying to increase sortie production. Of course, spares could always be increased independently with a resulting increase in sorties. However, for analytical purposes, spares were left at baseline levels until no other constraint was left to be released. The first constraint which must be released in the

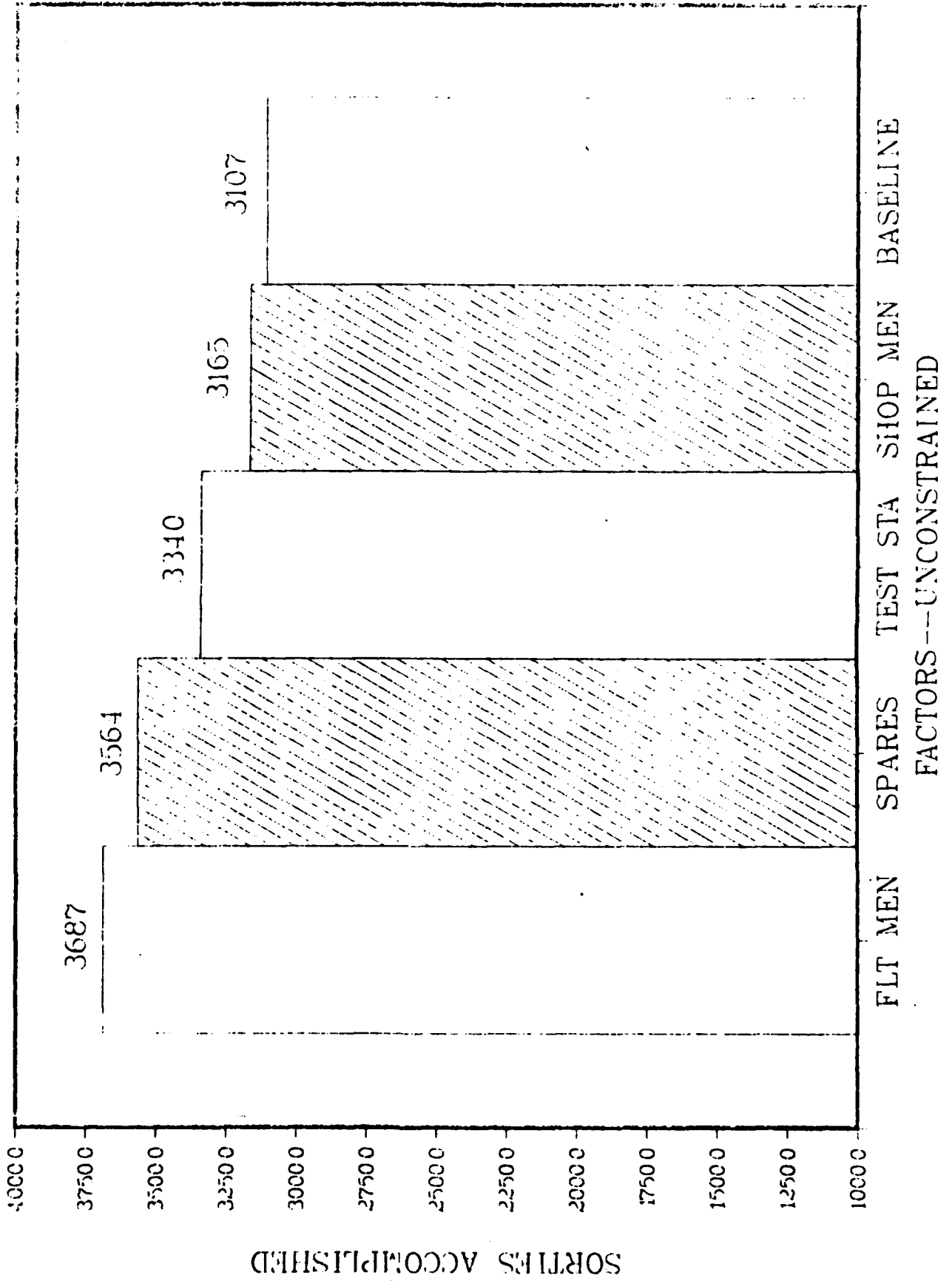


FIGURE 3 AVIONICS AVAILABILITY STUDY



IMPACT OF CONSTRAINING

FIGURE 4



model and the one which accounts for the largest single jump in sorties is test station drawers. Unconstraining drawers results in an increase of 244 sorties over the baseline (2763). Only after drawers are released and sortie production is raised does shop manpower become a concern. And then it is a relatively minor factor which when unconstrained contributes only 58 additional sorties. Once a sufficient number of operators is made available (by unconstraining shop manpower), test stations may be unconstrained. A sizeable increase of 185 sorties results. This indicates that at a certain level of flying activity one set of test stations becomes saturated even if all the spare parts and technicians are present to operate the stations. The shop workload requires additional test stations. When test stations are added to the model, a perfect shop exists. An LRU entering the shop for repair is processed immediately. However, sortie production can still be improved. Improvements to the AIS, therefore, can only go so far to improve avionics availability. Spare LRUs can still be in short supply as a result of depot maintenance requirements. The second most dramatic increase in sorties occurred when spare parts were unconstrained. An increase of 224 sorties resulted. Avionics availability was then constrained only by flight line maintenance personnel. When flight line manpower was unconstrained, the maximum number of sorties possible with the baseline model resulted (3687). This number represents approximately a 33% increase above the baseline of 2763.

WRSK Analysis

The algorithm developed by Captain Radcliffe for allocating spares investment was used to conduct a detailed sensitivity analysis. Spares investments ranging from no funding to \$40 million dollars were used.

The results of this analysis are summarized in Figure 5. The current WRSK appears below the curve generated by the Radcliffe algorithm. Although not optimal, the current WRSK is clearly past the steepest part of the curve indicating that it's not too bad. The curve demonstrates that diminishing marginal returns is in effect starting at approximately \$8 million investment.

Figure 6 illustrates the improvement gained over the baseline when using the new allocation algorithm. The current WRSK investment for avionics is \$13.5 million. Keeping that investment constant and merely buying LRUs based on the Radcliffe algorithm resulted in a 6% increase in sortie production. Using this algorithm, additions of \$2 million and \$5 million yielded increases in sortie production of 7% and 11% respectively.

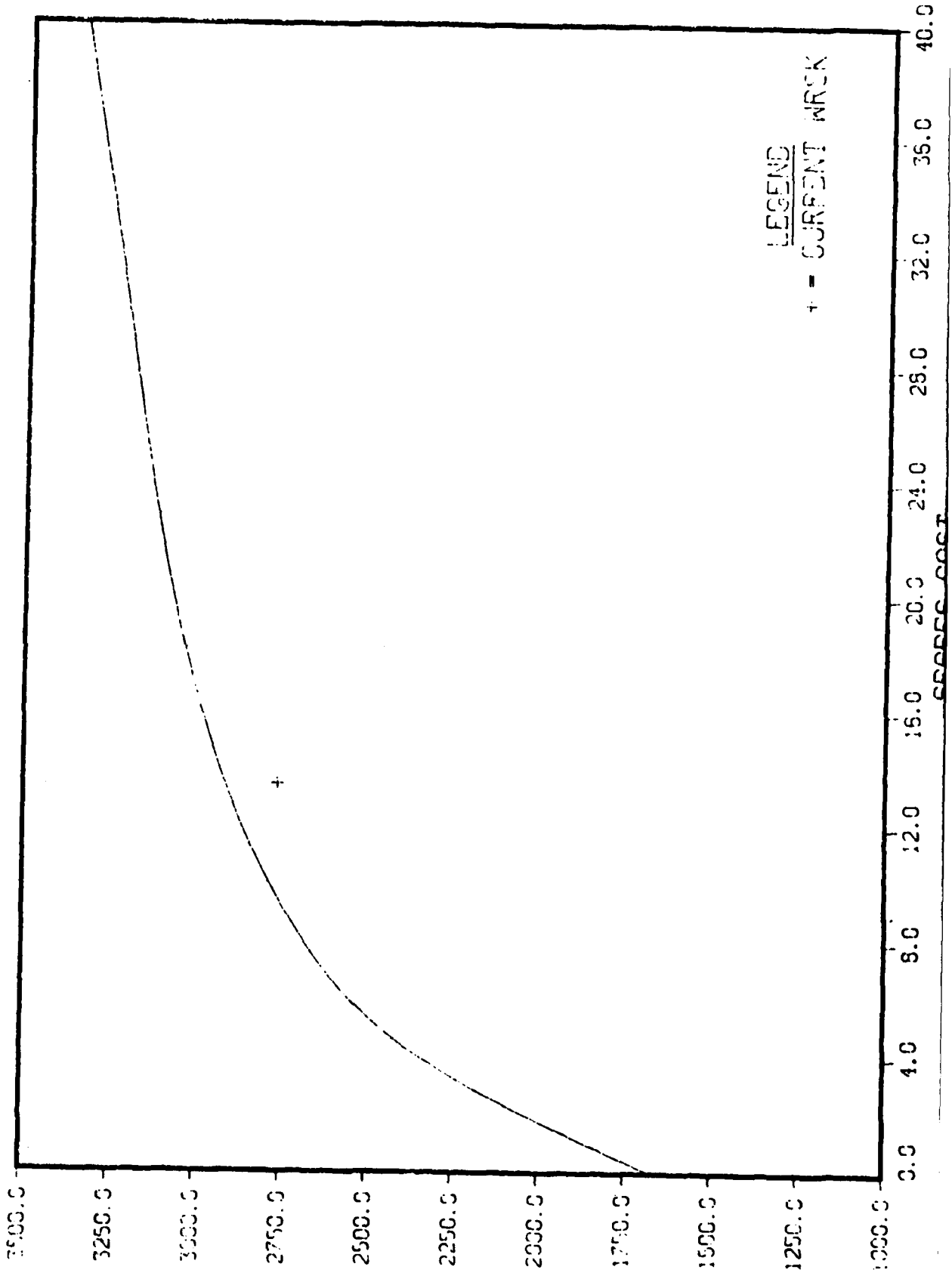
Alternatives Compared


Members of the study team proposed several alternatives for improving avionics availability. Experiments were conducted using the model to determine the impact of each alternative on sortie production. The alternatives were compared to the baseline and to one another.

The first group of alternatives dealt with prime equipment (avionics) reliability and maintainability. Figure 7 describes the effect on sortie production of each suggested improvement. These reductions in maintenance action rate (50%) were accomplished by doubling the failure clocks associated with each subsystem. For instance, the maintenance action rate for the radar subsystem was reduced by doubling the nine failure clocks belonging to radar LRUs. This experiment yielded a substantial increase in sortie production of 335 or 12%.

SPARES COST VS. SORTIES

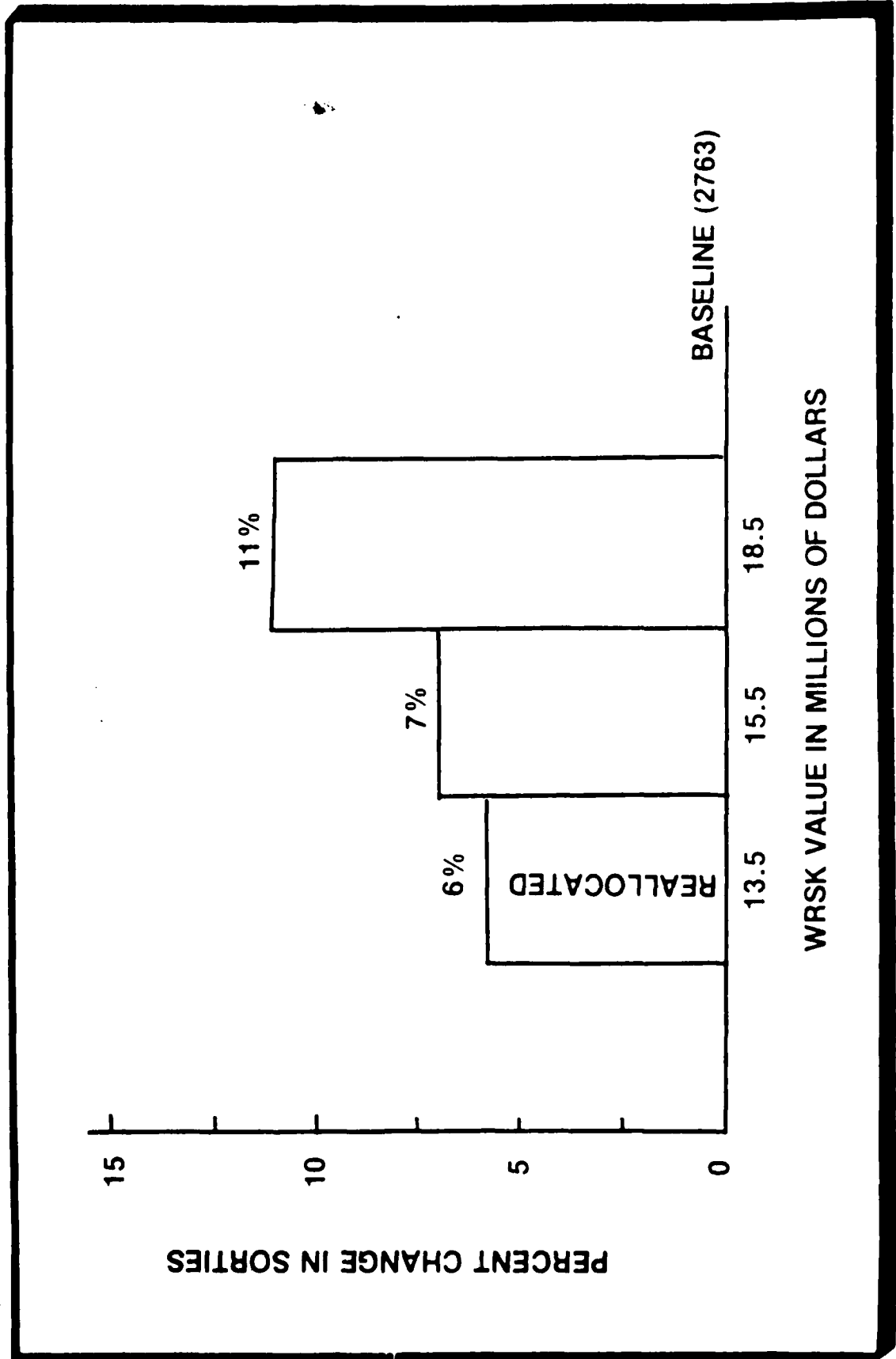
FIGURE 5






AVIONIC LRU WRSK

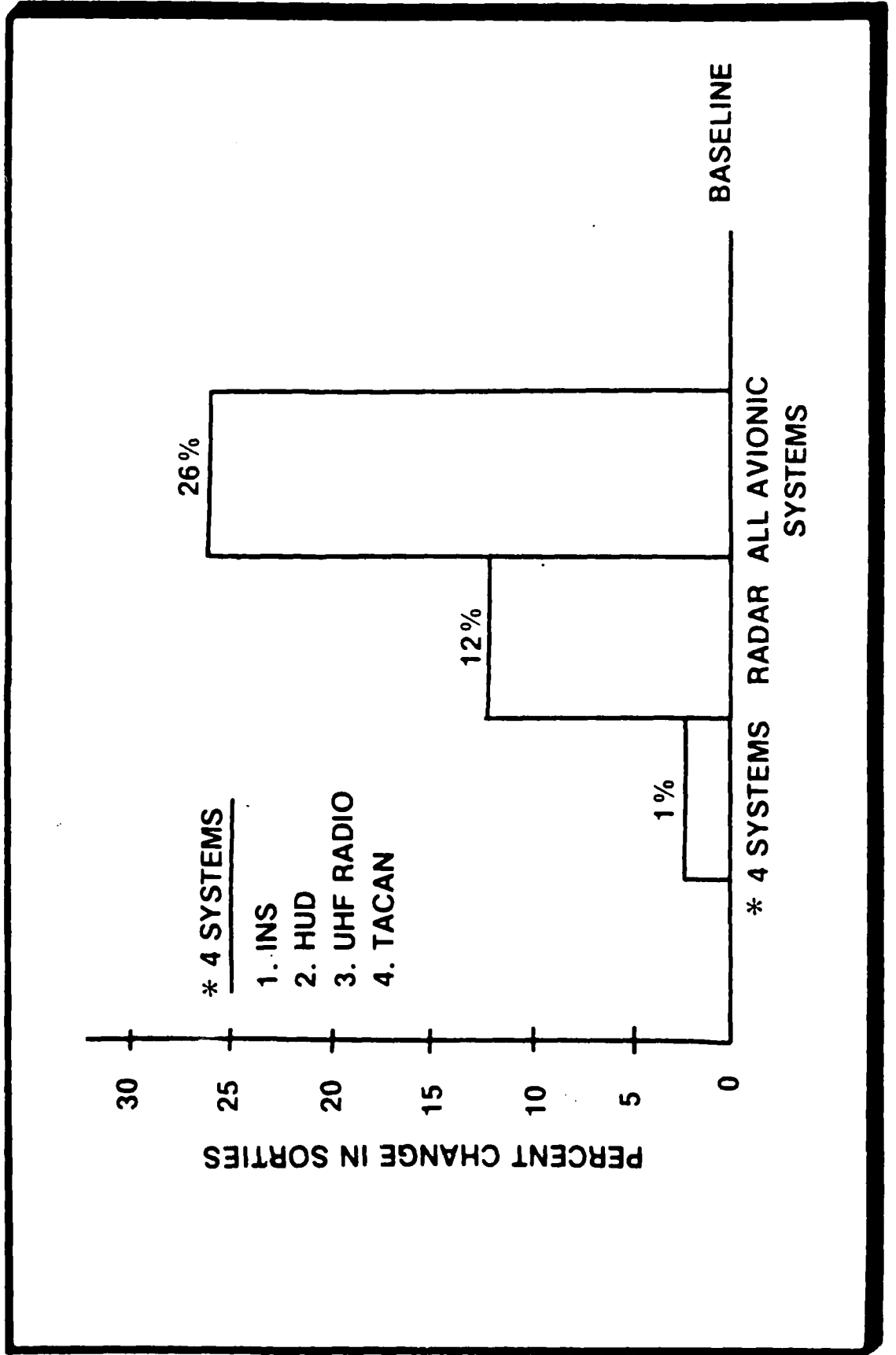
FIGURE 6





1/2 MAINTENANCE ACTION RATE IMPACT

FIGURE 7



Doubling the failure clocks for the INS, HUD, UHF Radio and the TACAN resulted in a small increase of 27 sorties. By far the most dramatic increase in sorties (712) resulted when the maintenance action rate for every LRU in the avionics suite was reduced.

The next group of alternatives dealt with the AIS test equipment. Figure 8 depicts the impact of each alternative. Reliability and maintainability inputs describing the automatic test stations were improved to achieve a 50% reduction in maintenance of the test stations themselves. This improvement produced 153 or 6% more sorties. The amount of time each LRU occupied any test station was reduced by 50%. This meant shorter LRU processing time and fewer test station failures per LRU processed. The result was an increase of 234 sorties. The third alternative suggested adding a complete set of 7 more test stations. This alternative produced a substantial increase of nearly 300 sorties. The final set of alternatives proposed changing the number of spare parts available for repairing the AIS test equipment. The importance of spare parts is shown in Figure 9. When no spare drawers were included in the model, sorties dropped off by 22%. Doubling the original input quantity of drawers resulted in an increase of 140 sorties. Unconstraining drawers (theoretically having all the drawers needed during the thirty day scenario) yielded 343 additional sorties.

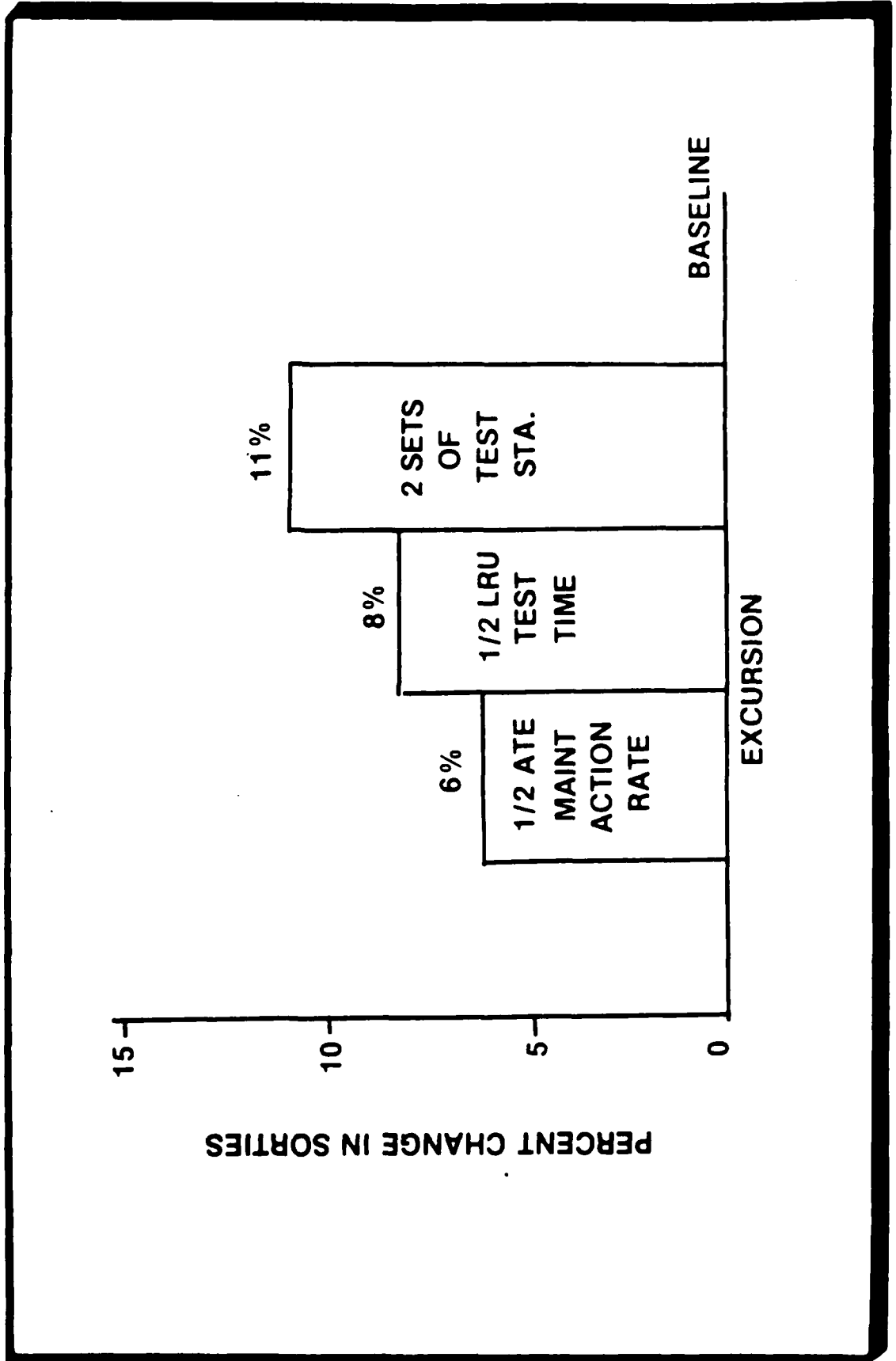
Factorial Analysis

A full factorial experimental design was employed to analyze the interactive effects of several variables. The full factorial design consisted of four factors at two levels each. The resulting 16 combinations are shown in Table 5. Each combination was replicated 5 times for a total



TEST EQUIPMENT

FIGURE 8





TRU SPARES

FIGURE 9

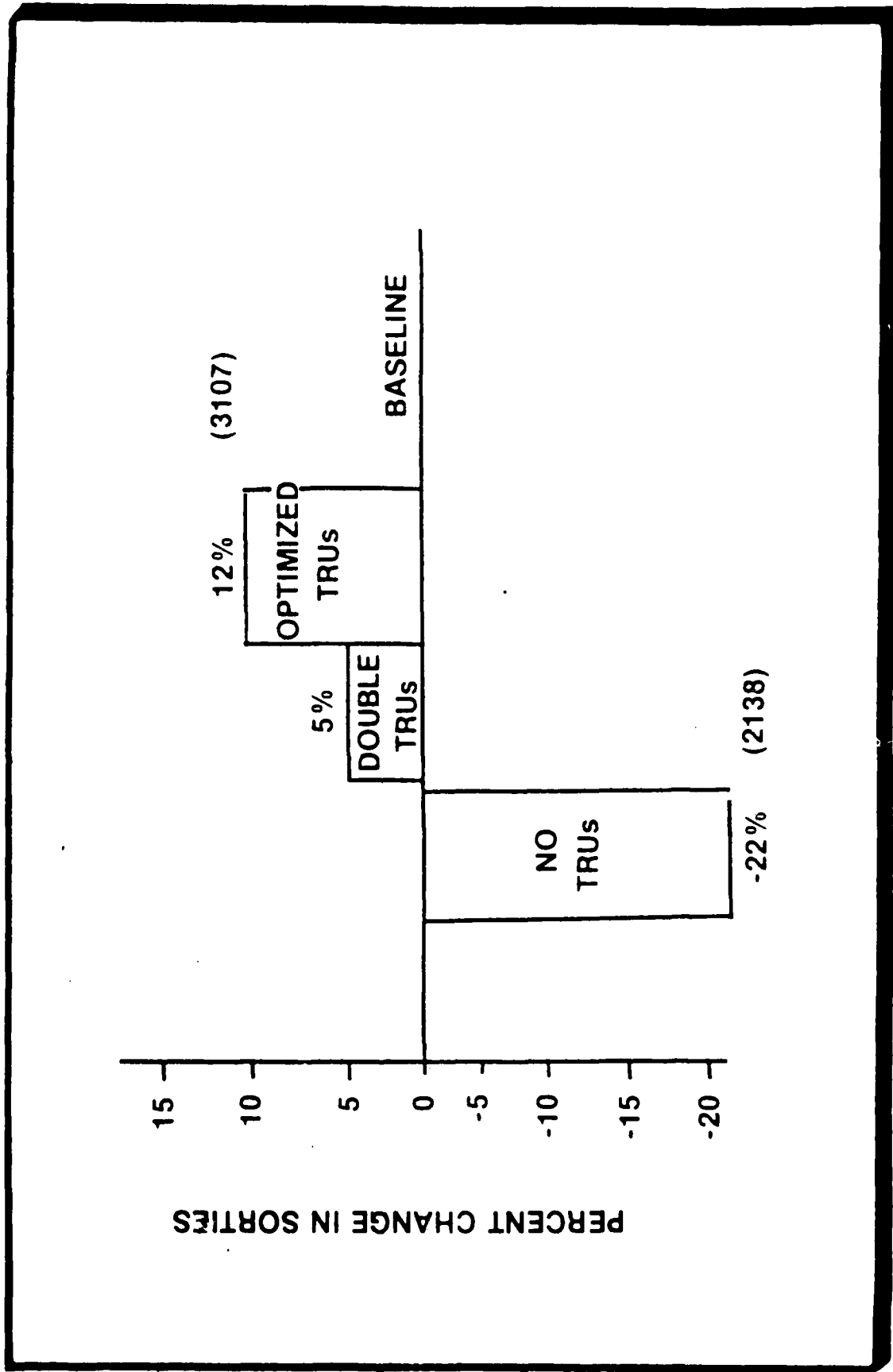


TABLE 5 - FACTORIAL DESIGN

<u>Combination</u>	<u>Sets of Test Equipment</u>		<u>Radar Reliability</u>		<u>WRSK Spares</u>		<u>ATE Reliability</u>	
	<u>(-) One Set</u>	<u>(+) Two Sets</u>	<u>(-) 10 MSBMA</u>	<u>(+) 15 MSBMA</u>	<u>(-) Current WRSK</u>	<u>(+) Addn'l \$2 Million</u>	<u>(-) Current Maintenance Rates</u>	<u>(+) Rates reduced by 50%</u>
1	-	-	-	-	-	-	-	-
2	+	-	-	-	-	-	-	-
3	-	-	+	-	-	-	-	-
4	+	-	+	-	-	-	-	-
5	-	-	-	+	+	+	-	-
6	+	-	-	-	+	+	-	-
7	-	-	+	+	+	+	-	-
8	+	-	+	+	+	+	-	-
9	-	-	-	-	-	-	+	+
10	+	-	-	-	-	-	+	+
11	-	-	+	+	-	-	+	+
12	+	-	+	+	-	-	+	+
13	-	-	-	-	+	+	+	+
14	+	-	-	-	+	+	+	+
15	-	-	+	+	+	+	+	+
16	+	-	+	+	+	+	+	+

of 80 runs. The two levels for each factor consisted of a low (the baseline) level and a high level. The following four factors were addressed:

1. Prime Equipment Reliability. The 74F00 (radar) subsystem MTBMA at the high level was 1.5 times the baseline clock.

2. WRSK Spares. Here the high level was represented by additional spares costing \$2 million above the baseline WRSK cost.

3. ATE Reliability. The high level involved doubling the baseline MTBMA of the automatic test stations.

4. Test Station Quantity. An additional test station of each type was provided at the high level.

Table 6 summarizes the results of the factorial analysis. The 90% confidence interval may be used to determine which effects and interactions are significant. Any factor involved in an interaction must be jointly analyzed, thus invalidating the reported main effect. Table 6 indicates that the only interaction found to be significant was between radar reliability and ATE reliability. Although factor (2) could be considered a significant main effect an increase in radar MTBMA of 1.5 times really is significant only when interacting with an increase in ATE reliability. The rest of the interactions were found to be insignificant. The number of test stations and spares proved to have significant main effects. A detailed explanation of how to analyze the results of factorial experiments is given by Box, Hunter, and Hunter [2].

TABLE 6 - FACTORIAL RESULTS

MEAN ± 90% CONFIDENCE INTERVAL
(RESPONSE VARIABLE = SORTIES)

<u>EFFECT</u>		
<u>MAIN EFFECTS</u>		
NO OF TEST STA (1)	157.1 ±	42.5
P.E. REL (74F) (2)	53.1 ±	42.5
SPARES (3)	150.6 ±	42.5
ATE RELIABILITY (4)	27.7 ±	42.5
<u>TWO-FACTOR INTERACTIONS</u>		
1 X 2	7.1 ±	42.5
1 X 3	-35.4 ±	42.5
1 X 4	5.4 ±	42.5
2 X 3	-27.4 ±	42.5
2 X 4	49.4 ±	42.5
3 X 4	-18.1 ±	42.5
<u>THREE-FACTOR INTERACTIONS</u>		
1 X 2 X 3	8.1 ±	42.5
1 X 3 X 4	-22.6 ±	42.5
1 X 2 X 4	-25.1 ±	42.5
2 X 3 X 4	30.9 ±	42.5
<u>FOUR-FACTOR INTERACTION</u>		
1 X 2 X 3 X 4	13.4 ±	42.5

CONCLUSION

The objective of this study was to identify which of the many factors impacting avionics availability are the crucial ones, and to assess the relative value of various alternatives for improving avionics availability. The results of this study indicate that spares is the single most critical factor impacting sortie production. Insufficient spare avionics LRUs is currently restricting the combat capability of the F-15 severely. Spare parts for the AIS test stations are also critical and in short supply. The complexity of the test equipment and the randomness of failures makes stocking replacement parts difficult. However, the inability of shop personnel to keep the AIS test stations operational severely impacts sortie production. The presence of the intermediate test equipment and its effective operation, in general, is a crucial area. The sensitivity of the model to the reliability of the radar subsystem indicates that this single item is of critical importance.

The most attractive alternatives are fairly obvious. Reallocating spares funds in a more optimal fashion, along with adding funds for WRSK spares is a very good idea. Improving the reliability and maintainability aspects of the radar, if it were possible, would certainly be worthwhile. Buying additional test stations seems like the most practical alternative for the present system, but not necessarily the best for a future system.

In conclusion, the Logistics Composite Model is a powerful tool which may be used extensively during the development and acquisition process of new weapon systems. That is the main point of this report. My purpose was to document the use of LCOM and simulation analysis in the Avionics Availability Study with the hope that our work may serve as an example for other studies.

SELECTED BIBLIOGRAPHY

SELECTED BIBLIOGRAPHY

1. R. E. Shannon, Systems Simulation: The Art and Science (Englewood Cliffs, New Jersey: Prentice-Hall, Inc., 1975)
2. G. E. P. Box, W. G. Hunter, and J. S. Hunter, Statistics for Experimenters (John Wiley and Sons, Inc., 1978)
3. W. E. Radcliffe, Jr., "Improvement in the Allocation of Deployed Avionic Spare Parts for the F-15 Aircraft", Unpublished Master's Thesis, Department of Industrial and Systems Engineering, The Ohio State University, Columbus, Ohio, June, 1980.

APPENDICES

APPENDIX A
AAS LCOM SCENARIO

APPENDIX A

Appendix A contains the Operations and Maintenance Scenario developed for the AAS LCOM analysis. This scenario follows the format suggested by AFR 25-8. Although this scenario was not coordinated at HQ USAF or HQ TAC, it does include much of the official TAC F-15 scenario published in the TAC LCOM Manpower Study Final Report dated September 1979.

AAS LCOM SCENARIO

1. GENERAL REQUIREMENTS

- a. A 48 PAA F-15 unit will be modeled.
- b. Manpower availability is 309 manhours per month (surge manning).
- c. The direct utilization rate in all shops will be the largest percentage obtainable without decreasing the prescribed utilization rate. It will be assumed that the indirect work can be accomplished in the remaining time.
- d. Standard manning for the Deputy Commander for Maintenance Staff, squadron overhead, and non-simulated workcenters will be identified by HQ TAC/XPM using current standards, criteria, or manning document extractions.
- e. No cross utilization will be considered.

2. FACILITIES AND DEPLOYMENT

- a. Number of locations and PAA size at each site:
 - (1) A 48 PAA deploying to a forward location.
- b. Unit will deploy with WRSK. Avionics intermediate shop (AIS) will arrive on day 5.
- c. Resupply time is in excess of the thirty day simulation time and will not be considered in this study.
- d. One set of avionics test stations (3 automatic and 4 manual) will be available.
- e. Full off-equipment maintenance capabilities will be modeled.
- f. Aircraft may be returned to Mission Capable (MC) status via cannibalization, remove and replace, or remove, repair, and reinstall actions.

g. Aircraft will be parked in TAB V Shelters which will allow taxiing out but require towing/winching in.

3. MISSION REQUIREMENTS

a. Mission Types:

- (1) CAP - Combat Air Patrol (26% of total sorties)
- (2) ESC - Escort (12%)
- (3) AA - Air-to-Air (43%)
- (4) ALRT - Alert (19%)

b. The only aircraft type involved in this model is the F-15.

c. The CAP, ESC, and AA missions have the same initial configuration. The ALRT mission has a unique initial configuration.

d. Probability of load and quantity expended: Tanks are jettisoned on 30% of the missions. 10% of missions require loading gun.

e. The CAP, ESC, and AA missions have the same ending configuration as initial configuration. The ALRT mission has a unique ending configuration.

f. Substitution rules for using alternative configuration: not applicable.

g. ALRT missions have a priority of 1. CAP, ESC, and AA missions have a priority of 2.

h. Each CAP, ESC, and AA mission requires two aircraft. Mission will abort if only one is ready at cancel time. ALRT missions involve only one aircraft.

i. Requested sortie rate is 3.95 sorties/aircraft/day. Mean sortie lengths:

- (1) CAP - 1.5 hours
- (2) ESC - 1.4 hours
- (3) AA - 1.6 hours
- (4) ALRT - 1.2 hours

j. Recovery will be at home station.

k. No air refueling.

l. Night Missions:

- (1) CAP - 10%
- (2) ESC - 5%
- (3) AA - 10%
- (4) ALRT - 20%

m. No weather limitations by mission type exist.

n. Cancel Times:

- (1) CAP - 1.0 hours
- (2) ESC - .3 hours
- (3) AA - .5 hours
- (4) ALRT - .2 hours

o. Extent of operations of mission peculiar equipment: not applicable to this study.

4. OPERATIONS AND SCHEDULING POLICY

a. Except for alert missions, when takeoff/recovery weather is forecast to be below 200 ft. or less than 1/2 mile visibility, the mission is

delayed. If delay lasts longer than cancel time, the mission is cancelled due to weather.

b. No air aborts considered.

c. Spare aircraft will be prepared for the first of each mission type each day, with the exception of ALRT.

d. Aircraft will be turned as required to meet requested sortie rate.

e. Day missions are defined as being between the hours of 0600 and 2200.

f. Mass launches, consisting of 10 aircraft, will vary throughout daylight hours. The probability for mass launches:

<u># Per Day</u>	<u>Probability of Occurrence</u>
0	.133
1	.600
2	.267

5. GROUND ALERT

a. Eight aircraft per 48 PAA will be on 24 hour alert.

b. Alert aircraft can only fly ALRT missions.

c. 20% of all sorties are ALRT.

d. Alert aircraft will be replaced immediately.

e. Duration of alert cycle is 7 days.

f. Prior to standing alert, aircraft will have avionic and weapon release system check accomplished. The aircraft will then be serviced, loaded with munitions, and towed to the alert area. At end of cycle, an ALRT mission will be flown.

6. FUNCTIONAL CHECK FLIGHT (FCF)

- a. Not included in surge combat.

7. MAINTENANCE CONCEPTS AND ORGANIZATION

- a. Organization structure will be as outlined in AFR 66-1.
- b. Integrated avionics maintenance will be used.
- c. Quick turns will be attempted, but deferred maintenance is not modeled.
- d. Remote vs home station maintenance: not applicable to this study.
- e. Launch support teams consisting of avionic, ECM, pneudraulic, electric, and engine specialists will be utilized. These teams will be supported by a dedicated vehicle and spare LRUs via Red Ball Transportation.
- f. Aircraft munitions download for maintenance will be required IAW T.O. 11A-1-33 and the applicable aircraft -33 and -2 technical orders.
- g. Repair will be to the system level indicated by historical data. Field maintenance will be performed where possible. LRUs will be taken to the shop for repair.
- h. Phase and corrosion inspections will be deferred during surge activity.
- i. Gun inspections, other than daily inspection, will be based on number of rounds fired (15,000 - 30,000 - 60,000).
- j. Time Change Items (TCI) are inherently included in maintenance data, therefore, TCI will not be specifically scheduled.

8. COMBAT DAMAGE

Combat damage will not be considered in this study.

APPENDIX B
LRU MTBD DATA (CDEP)

APPENDIX B

One of the most important factors to consider when evaluating avionics availability is mean time between removal for each avionics component. For supply purposes, this parameter is usually termed mean time between demand (MTBD). Clearly, the removal frequency of any LRU impacts both supply requirements and operational readiness. Removal frequency is a function of LRU reliability, maintainability and testability. These factors also account for test station workload within the AIS.

Data for LRU MTBD is available from AFM 66-1 maintenance data. The MTBD values collected from 66-1 should be accurate. The following six tables list LRU MTBD by test station for all seven test stations. A composite MTBD for the test station is also provided. The removal rates being experienced by the original TAC LCOM model may be compared to field data (66-1) for the year 1979 from Langley AFB, Luke AFB, Eglin AFB, and Bitburg AB. Where significant differences were noted, LCOM system clocks were revised to reflect the combined 1979 field data.

TABLE B.1 - COMPUTER TEST STATION (MTBD)

LRU	LCOM	1979 LANGLEY (18222FH)	1979 LUKE (19845FH)	1979 EGLIN (9205FH)	1979 BITBURG (17559FH)	COMBINED (64831FH)
11PDO	299	228	601	107	266	245
41AAC	2840	2025	2480	1023	1171	1581
41AAU	4969	3644	19843	-	-	10804
41ABL	1988	-	1984	418	1596	1029
51ADO	779	1139	1167	1315	1463	1247
51AGO	1371	3644	1102	-	5853	2493
51AHO	1242	2603	1323	3068	2195	1965
51AJ0	5679	2603	1804	9205	2927	2593
51AMO	13251	959	601	837	702	736
51EAO	662	467	551	837	976	623
52AAO	313	405	661	511	763	559
52ABO	457	521	522	614	627	559
55CAO	6626	3037	413	1841	878	790
57AAO	172	357	422	484	344	386
71AEO	103	112	155	80	83	105
71AKO	652	243	413	242	331	303
71FAO	1988	456	863	767	878	683
71FBO	1074	364	601	1841	320	454
71FEO	3975	1822	-	9205	-	5403
74EBO	162	337	551	209	439	372
Composite*	25	27	32	22	26	27

* Mean Time Between Demand (In Flying Hours)

TABLE B.2 - DISPLAYS TEST STATION (MTBD)

<u>LRU</u>	<u>LCOM</u>	1979 <u>LANGLEY</u> (18222FH)	1979 <u>LUKE</u> (19845FH)	1979 <u>EGLIN</u> (9205FH)	1979 <u>BITBURG</u> (17559FH)	<u>COMBINED</u> (64831FH)
13HAO	2650	-	6614	1584	1350	2315
51NAO	602	467	902	1151	627	763
51NBO	1136	588	1102	1534	1097	913
65BHO	883	257	794	575	1463	523
74FFO	168	234	283	167	274	243
74JAO	237	364	342	271	288	319
74JCO	1104	759	1167	288	675	655
74KAO	239	272	242	271	185	233
74KCO	368	268	264	418	308	292
75MAO	355	272	331	575	325	329
75MCO	593	309	496	400	202	310
Composite*	38	33	42	31	34	36

* Mean Time Between Demand (In Flying Hours)

TABLE B.3 - MICROWAVE TEST STATION (MTBD)

<u>LRU</u>	<u>LCOM</u>	1979 <u>LANGLEY</u> (18222FH)	1979 <u>LUKE</u> (19845FH)	1979 <u>EGLIN</u> (9205FH)	1979 <u>BITBURG</u> (17559FH)	<u>COMBINED</u> (64831FH)
74FCO	181	243	218	161	211	212
74FJO	411	314	551	418	450	418
74FQO	85	92	123	71	150	107
74FSO	187	188	182	98	228	172
76CAO	520	1656	4961	2301	2627	2524
Composite*	38	42	49	30	54	44

* Mean Time Between Demand (In Flying Hours)

TABLE B.4 - MANUAL IC TEST STATION (MTBD)

LRU	LCOM	1979 LANGLEY (18222FH)	1979 LUKE (19845FH)	1979 EGLIN (9205FH)	1979 BITBURG (17559FH)	COMBINED
12ABB	1325	607	992	541	732	712
13FAO	2338	-	3307	9205	17559	3411
231AA	4969	1822	827	4602	1463	1351
231AB	13251	1402	1417	1315	566	997
231AC	13251	-	4961	-	4390	5403
231AM	1529	-	509	-	836	926
42AFO	1169	828	1526	460	627	781
44EAO	5680	2025	19843	9205	17559	5403
44ECO	795	1012	2480	837	3512	1543
45ABD	1728	-	-	-	8780	9262
46EBA	750	344	374	307	763	408
46EDA	3050	1852	1240	1534	1951	1581
51AEO	1019	1656	1323	9205	1756	1752
51AFO	2092	9111	6614	-	2508	5402
51AKO	764	1215	1323	2301	4390	1706
51EDO	1420	1402	863	1151	976	1046
52AHO	1046	-	9922	-	2927	3814
55ABO	-	521	522	614	627	559
63BCO	126	102	171	837	247	172
63BDO	795	1012	1654	1534	1463	1350
63BEO	5680	2025	3969	-	3512	3412
63BFO	1169	1134	2835	9205	1756	1907
63BHO	833	344	1102	1534	450	559
71FCO	612	607	945	614	566	668
74KEO	406	380	301	400	462	371
Composite*	37	31	37	50	43	36

* Mean Time Between Demand (In Flying Hours)

TABLE B.5 - MANUAL ANTENNA A/B TEST STATION (MTBD)

<u>LRU</u>	<u>LCOM</u>	1979 <u>LANGLEY</u> (18222FH)	1979 <u>LUKE</u> (19845FH)	1979 <u>EGLIN</u> (9205FH)	1979 <u>BITBURG</u> (17559FH)	<u>COMBINED</u> (64831FH)
74FHO	187	143	248	114	225	177
74FUO	346	133	220	105	237	167
74FAO	122	156	155	88	158	141
Composite*	61	48	66	34	67	53

* Mean Time Between Demand (In Flying Hours)

TABLE B.6 - MANUAL CNI TEST STATION DEMAND RATE (MTBD)

<u>LRU</u>	<u>LCOM</u>	1979 <u>LANGLEY</u> (18222FH)	1979 <u>LUKE</u> (19845FH)	1979 <u>EGLIN</u> (9205FH)	1979 <u>BITBURG</u> (17559FH)	<u>COMBINED</u> (64831FH)
63AA0	128	70	185	-	108	122
63AG0	497	388	620	-	878	655
65AA0	96	157	472	132	222	211
65BA0	151	174	397	161	228	224
71BDO	1104	6074	6000	-	8780	10805
71CA0	368	959	6600	2301	2508	1964
71DA0	202	299	331	-	274	350
Composite*	28	30	67	70	43	45

* Mean Time Between Demand (In Flying Hours)

APPENDIX C
MODEL REDUCTION

APPENDIX C

Appendix C contains a list of the subsystem clocks and networks which were deleted from the model to reduce its execution costs. It also contains a list of the scheduled maintenance clocks which were a part of the original TAC F-15 database, but were deleted when the model was reduced.

TABLE C.1 - SUBSYSTEMS DELETED

11A00	14H00	47A00
11D00	24A00	49A00
11600	24B00	49B00
11K00	24D00	75A00
12B00	41C00	75B00
12C00	42C00	75D00
13A00	42E00	75E00
13B00	42F00	75F00
13C00	44A00	75H00
13D00	44B00	75N00
13Z00	45B00	76A00
14C00	45C00	76G00
14D00	46A00	76H00
14E00	46B00	
14600	46D00	

TABLE C.2 - SCHEDULED MAINTENANCE DELETIONS

FS75AO	FSA3BO	FSABO9
FSEN61	FS74BO	FSAB12
FSEN62	FS74BA	FSAB13
FSEN63	FS74BD	FSAB14
FSEN64	FSAAO3	FSAB15
FSEN65	FSAAO4	FSAB16
FSEN66	FSABO2	FSAB17
FSEN67	FSABO5	FSAB19
FSEN68	FSABO6	FSAB20
FSEN69	FSABO7	PHASE
FS7500	FSABO8	WASH

APPENDIX D
RESOURCES CONSTRAINED

APPENDIX D

Appendix D contains a list of the seventy-five LRUs, six maintenance workcenters, and seven test stations which were constrained in the F-15 LCOM model.

TABLE D.1 - LRUs CONSTRAINED

11PDO	46EDA	57AAO	71FEO
12ABB	51ADO	63AAO	74EBO
13FAO	51AEO	63AGO	74FAO
13HAO	51AFO	63BCO	74FCO
14AAA	51AGO	63BDO	74FFO
14AFD	51AHO	63BEO	74FHO
231AA	51AJO	63BFO	74FJO
231AB	51AKO	63BHO	74FQO
231AC	51AMO	65AAO	74FSO
231AG	51EAO	65BAO	74FUO
231AM	51EDO	65BHO	74JAO
41AAC	51NAO	71AEO	74JCO
41AAU	51NBO	71AKO	74KAO
41ABL	52AAO	71BDO	74KCO
42AFO	52ABO	71CAO	74KEO
44EAO	52AHO	71DAO	75MAO
44ECO	55ACO	71FAO	75MCO
45ABD	55AEO	71FBO	76CAO
46EBA	55CAO	71FCO	

TABLE D.2 - WORKCENTERS CONSTRAINED

324X0	-	PMEL
326A2	-	ATTITUDE CONTROL SYSTEMS
326B2	-	INSTRUMENT/FLIGHT CONTROL SYSTEMS
326C1	-	MANUAL TEST EQUIPMENT
326C2	-	COMMUNICATIONS/NAVIGATION SYSTEMS
326D1	-	AUTOMATIC TEST EQUIPMENT

TABLE D.3 - AIS TEST STATIONS CONSTRAINED

COMPUTER

MICROWAVE

DISPLAYS

COMMUNICATION-NAVIGATION IDENTIFICATION (CNI)

INDICATORS AND CONTROLS (IC)

ANTENNA A

ANTENNA B

APPENDIX E
ORIGINAL DRAWER FAILURE CLOCKS

APPENDIX E

Appendix E lists the original test station failure clocks. They are listed for each test station by drawer and are given in terms of LRUs processed between failure.

TABLE E.1 - COMPUTER FAILURE CLOCK SUMMARY

<u>DRAWER</u>	<u>FAILURE CLOCK</u>
POWER DISTRIBUTION PANEL	739
AUXILIARY B CARD FILE	148
PROGRAMMABLE TRANSFORMER CONVERTER	303
WAVEFORM SIGNAL GENERATOR	341
PNEUMATIC PRESSURE GENERATOR	50
PNEUMATIC PRESSURE SUPPLY	50
DIA AUXILIARY	174
PRECISION POWER SUPPLY	45
TEST STATION POWER SUPPLY	739
PRECISION SYNCHRO UNIT	162
CCDP	739
PRINTER	114
DMM	148
OSCILLOSCOPE	243
PUNCH TAPE READER	23
SAMPLING ANALYZER	122
DATA COUPLER	122
POWER SUPPLY ASSEMBLY	136
ACRPS	732
LF COUNTER	73
SWITCHING COMPLEX	32
DIA	52
SCORSBY TABLE	1
ROUTE OF TURN SYSTEM	42
ATTITUDE SIMULATOR	33
MASS STORAGE UNIT	370
ENTIRE TEST STATION	82

TABLE E.2 - MICROWAVE FAILURE CLOCK SUMMARY

<u>DRAWER</u>	<u>FAILURE CLOCK</u>
LRU BLOWER PANEL	451
PULSE GENERATOR	249
MSSU	17
PHASEMETER	225
IMPEDENCE UNIT	63
LF COUNTER	107
DIA AUXILIARY	25
LRU POWER SUPPLY #2	226
CCDP	475
SCOPE	238
SPECTRUM ANALYZER	36
NOISE ANALYZER	51
X-BAND SIGNAL GENERATOR	45
DMM	95
DIA	18
SAMPLING ANALYZER	68
DATA COUPLER	158
ACRPS	429
HF COUNTER	36
SWITCHING COMPLEX	34
AUXILIARY A	475
AUXILIARY B	119
MSU	475
LRU BLOWER	451
IF SIGNAL GENERATOR	32
ENTIRE TEST STATION	158

TABLE E.3 - DISPLAYS FAILURE CLOCK SUMMARY

<u>DRAWER</u>	<u>FAILURE CLOCK</u>
DATA COUPLER	56
DIA	8
POWER SUPPLY ASSEMBLY #1	36
POWER SUPPLY ASSEMBLY #2	213
LRU BLOWER PANEL	155
DIA AUXILIARY	74
CCDP	44
LRU POWER SUPPLY	160
SIGNAL WAVEFORM GENERATOR	39
DMM	130
LF COUNTER	51
IMPEDENCE UNIT	137
PRINTER	130
SAMPLING ANALYZER	56
SWITCHING COMPLEX	37
DISPLAY UNIT TEST ASSEMBLY	120
ENTIRE TEST STATION	52

TABLE E.4 - CNI FAILURE CLOCK SUMMARY

<u>DRAWER</u>	<u>FAILURE CLOCK</u>
POWER DISTRIBUTION PANEL (PDP)	276
FREQUENCY COUNTER	113
DIGITAL MULTIMETER (DMM)	207
OSCILLOSCOPE	135
AM/FM SIGNAL GENERATOR	55
TACAN CONTROL PANEL	96
UHF CONTROL PANEL	55
POWER SUPPLY ASSEMBLY	828
TACAN TEST SET	24
IFF PANEL	57
CONTROL PANEL (SRI)	138
RF/RMS VOLTMETER	438
ILS TEST SET	33
RADAR TEST SET	41
ENTIRE TEST STATION	138

TABLE E.5 - I & C FAILURE CLOCK SUMMARY

<u>DRAWER</u>	<u>FAILURE CLOCK</u>
SYNCHRO TEST PANEL	250
MANUAL STIMULUS ASSEMBLY	794
RELAY GROUP	115
VARIABLE AC POWER SUPPLY	8
VARIABLE DC POWER SUPPLY	540
AC/DC POWER SUPPLY	365
DMM	161
SCOPE	255
MANUAL SIGNAL GENERATOR	423
GCU CENTRAL PROCESSOR	19
DC MILLIVOLT SIGNAL GENERATOR	5
ENTIRE TEST STATION	202

TABLE E.6 - ANTENNA A FAILURE CLOCK SUMMARY

<u>DRAWER</u>	<u>FAILURE CLOCK</u>
LRU BLOWER PANEL	166
SERVO SIGNAL GENERATOR	25
POWER SUPPLY ASSEMBLY	109
ANTENNA CONTROL & DISPLAY PANEL	54
DMM	92
SCOPE	138
XL SIGNAL GENERATOR	109
TRANSFER FUNCTION ANALYZER	39
LVPS CONTROL & DISPLAY PANEL	20
ANTENNA POWER SUPPLY	109
STATION POWER SUPPLY	109
ENTIRE TEST STATION	92
VARIABLE TRANSFORMER	166
LVPS PRIMARY POWER CONTROL PANEL	166

TABLE E.7 - ANTENNA B DRAWER FAILURE CLOCKS

<u>DRAWER</u>	<u>FAILURE CLOCK</u>
PDP	171
TRANSMITTER, PULSE GENERATOR	86
TRANSMITTER, CONTROL & DISPLAY PANEL	86
TRANSMITTER, POWER SUPPLY	171
DMM	86
SCOPE	86
HF SPECTRUM ANALYZER	86
NOISE ANALYZER	86
STATION POWER SUPPLY	171
LF SPECTRUM ANALYZER	86
TRANSMITTER, PRIMARY POWER CONTROL	171
ENTIRE TEST STATION	4

APPENDIX F
ATE RELIABILITY DATA

APPENDIX F

Reliability data on the AIS test equipment was difficult to obtain. Headquarters TAC used specially collected maintenance data from Langley AFB for the year 1977 to determine test station reliability and maintainability inputs to the F-15 LCOM model. The complex drawer architecture of the test equipment makes it difficult to validate maintenance data or to verify the composite test station reliability being exhibited by the model.

AFM 66-1 maintenance data for 1979 from Eglin AFB, Luke AFB, and Bitburg AB, was obtained to determine field test station reliability. The three automatic stations occupied the center of attention throughout the study due to their poor performance relative to the manuals. For this reason, field data was examined for the automatics only. This data was extracted from base maintenance records (magnetic tapes) via the Common Data Extraction Program (CDEP). Work Unit Codes (WUC) are listed here to distinguish test station drawers. The number of maintenance actions and total maintenance manhours are listed by the WUC each was involved in repairing. Drawer descriptions (a complete list of system components) corresponding to the listed WUC are contained in T.O. 51-1-06-1 for the automatic stations and in T.O. 00-25-06-2-2 for the manuals.

Since operating hours for the test equipment is not included in base data, a standard reliability measure (MTBF or MTBMA) in terms of operating hours cannot be calculated. This was not a problem since the only composite measure of test station reliability available from the model was in terms of LRUs processed per failure. And this measure could be calculated from the field data. CDEP was used to extract the total number of LRUs processed

by each test station at the three bases for 1979. This along with the total failures for each station during that year provides the measure needed. Table F.1 summarizes these computations.

AD-A127 542

USE OF THE LOGISTICS COMPOSITE MODEL TO EVALUATE
AVIONICS AVAILABILITY(U) AERONAUTICAL SYSTEMS DIV
WRIGHT-PATTERSON AFB OH J J MELARAGNO JUL 81


2/4


UNCLASSIFIED

ASD-TR-81-5028

F/G 15/5

NL





MICROCOPY RESOLUTION TEST CHART
NATIONAL BUREAU OF STANDARDS-1963-A

TEST STATION RELIABILITY (66-1 DATA)

COMPUTER TEST STATION

<u>DRAWER</u>	<u>MAINTENANCE ACTIONS(EGLIN)</u>	<u>MAINTENANCE HOURS(EGLIN)</u>	<u>MAINTENANCE ACTIONS(LUKE)</u>	<u>MAINTENANCE HOURS(LUKE)</u>
FAAO	12	141	23	302
FAAA	1	2	-	1
FAAB	1	1	6	56
FAAG	-	4	3	52
FAAL	-	6	5	18
FAAP	1	6	2	20
FAAR	1	34	3	30
FAAU	3	21	5	18
FAAY	1	20	11	58
FAAZ	-	-	1	1
FAA2	2	4	5	13
FAA7	-	-	1	4
FABA	4	9	2	27
FABJ	-	-	10	59
FABK	2	4	-	-
FABM	-	-	-	-
FABR	3	19	4	18
FABT	-	-	2	5
FABZ	1	3	4	5
FAB3	1	5	2	2
FAB5	-	-	2	4
FAB7	5	12	6	9
FACD	7	121	38	244
FACE	3	5	3	4
FACF	1	2	4	12
FACG	-	-	1	1
FACK	4	57	14	141
FACL	1	4	2	1
FACR	5	15	2	18
FACT	1	2	1	5
FACA	-	-	2	2
FADB	-	-	1	2
FADD	-	-	-	-
FAEA	-	-	7	113
FAEB	2	17	3	17
FAE1	-	-	1	5
FAE2	1	1	2	10
Total	63	515	178	1277

TEST STATION RELIABILITY (66-1 DATA)

COMPUTER TEST STATION

<u>DRAWER</u>	<u>MAINTENANCE ACTIONS(BITBURG)</u>	<u>MAINTENANCE HOURS(BITBURG)</u>
FAAO	15	106
FAAA	2	7
FAAB	3	4
FAAF		1
FAAG		1
FAAP	1	2
FAAR	2	10
FAAU	2	31
FAAY	4	5
FAA5		3
FAA7	3	26
FABA	5	11
FABC	1	2
FABJ	2	6
FABK	6	17
FABM	2	8
FABR	1	
FABT	2	32
FABZ	4	41
FAB7	1	2
FACD	16	130
FACF	2	5
FACK	8	76
FACL	2	7
FACR	3	5
FACT	2	5
FAC7		2
FAEA	1	5
FAEB	6	11
FAEC	2	12
FAE2	1	4
	<hr/>	<hr/>
Total	99	577

TEST STATION RELIABILITY (66-1 DATA)

DISPLAYS

<u>DRAWER</u>	<u>MAINTENANCE ACTIONS(EGLIN)</u>	<u>MAINTENANCE HOURS(EGLIN)</u>	<u>MAINTENANCE ACTIONS(LUKE)</u>	<u>MAINTENANCE HOURS(LUKE)</u>
FAMO	18	290	14	358
FAMA	2	3	-	-
FAMC	1	20	2	15
FAMF	1	1	-	8
FAMH	3	17	2	7
FAMP	10	115	12	166
FAMQ	2	1	-	4
FAMT	6	34	1	1
FAMV	2	10	3	46
FAMZ	-	-	2	3
FAM2	4	16	5	60
FAM5	5	25	8	12
FANE	-	-	1	1
FANG	-	2	3	4
FANK	3	12	9	66
FANM	-	-	2	8
FANP	5	22	1	21
FANR	2	6	-	-
FANU	10	39	1	1
FANW	3	8	1	1
FANZ	-	-	2	2
FAN4	3	20	2	3
FAN6	4	17	-	-
FAN9	4	7	2	6
FAPA	4	24	6	38
FAPB	1	1	1	1
FAPE	3	19	5	55
FAPH	11	71	14	162
FAPJ	1	2	-	-
FAPK	4	4	10	16
FAPN	3	43	4	29
FAPP	-	1	-	-
FAPV	1	1	-	-
FAP2	2	11	-	-
FAP4	1	4	-	-
FAP7	4	27	2	8
FARA	2	11	1	1
FARB	5	56	6	38
FAR1	-	-	1	3
FAR2	-	-	1	2
FAR3	-	-	1	7
FAR8	-	2	-	-
Total	130	942	125	1153

TEST STATION RELIABILITY (66-1 DATA)

DISPLAYS

<u>DRAWER</u>	<u>MAINTENANCE ACTIONS (BITBURG)</u>	<u>MAINTENANCE HOURS (BITBURG)</u>
FAMO	15	111
FAMA	1	4
FAMC		47
FAMH	3	4
FAMP	8	59
FAMT	9	61
FAMV	2	5
FAMX	1	1
FAMZ	1	1
FAM2	2	32
FAM5	8	20
FAM6	3	5
FAM7	1	1
FANE		2
FANK	2	31
FANP		7
FANU	6	7
FANW	1	8
FANZ		1
FAN4	2	31
FAN6	3	4
FAN9	2	8
FAPA	9	47
FAPE	1	17
FAPH	19	72
FAPJ	1	1
FAPK	5	27
FAPM		
FAPN	2	3
FAPP	2	1
FAPV		1
FAPY		
FAP2	1	2
FAP4	3	5
FAP7	1	2
FARA	9	74
FARB	5	25
FARF	1	2
FAR1	1	3
FAR3	1	2
FAR8		1
Total	<hr/> 131	<hr/> 735

TEST STATION RELIABILITY (66-1 DATA)

MICROWAVE

<u>DRAWER</u>	<u>MAINTENANCE ACTIONS(EGLIN)</u>	<u>MAINTENANCE HOURS(EGLIN)</u>	<u>MAINTENANCE ACTIONS(LUKE)</u>	<u>MAINTENANCE HOURS(LUKE)</u>
FAYO	9	122	9	136
FAYC	-	2	2	6
FAYE	-	-	1	4
FAYG	-	-	4	47
FAYK	16	89	11	45
FAYS	2	3	1	1
FAYW	1	1	2	3
FAY1	-	1	4	10
FAY5	4	16	5	25
FAY9	2	4	1	3
FAZC	2	29	5	16
FAZD	-	-	4	8
FAZE	2	4	-	-
FAZK	-	1	1	3
FAZQ	-	1	-	1
FAZS	7	16	4	20
FAZV	1	6	4	22
FAZY	-	-	-	2
FAZ1	-	2	1	3
FAZ3	1	1	4	62
FAZ8	-	-	1	1
FA1B	2	14	15	261
FA1C	-	-	1	1
FA1F	2	16	1	2
FA1G	-	-	-	-
FA1K	1	2	1	1
FA1N	-	-	3	38
FA1P	-	1	-	-
FA1U	3	13	16	88
FA1V	-	-	3	18
FA1W	3	5	6	13
FA1X	-	-	1	2
FA14	-	-	3	1
FA2B	-	1	-	2
FA2K	-	-	-	2
FA2N	-	-	1	1
FA2Q	-	-	-	-
FA3A	-	11	7	65
FA3B	2	13	7	21
FA3C	-	-	1	2
FA31	-	-	1	5
FA32	-	-	1	1
FA4A	2	22	7	96
FA4C	-	1	-	-
Total	62	397	139	1036

TEST STATION RELIABILITY (66-1 DATA)

MICROWAVE

<u>DRAWER</u>	<u>MAINTENANCE ACTIONS (BITBURG)</u>	<u>MAINTENANCE HOURS (BITBURG)</u>
FAYO	36	437
FAYA		1
FAYB	4	36
FAYC	4	70
FAYG	3	36
FAYK	51	747
FAYS	1	5
FAYU	4	24
FAYX		1
FAY1	7	21
FAY5	2	5
FAY6	3	19
FAY9	2	9
FAZC	6	16
FAZE	2	8
FAZQ	2	14
FAZ5	6	42
FAZV	1	20
FAZ1	4	7
FAZ3	3	2
FAZ8	1	3
FA1B	11	128
FA1C	1	2
FA1F	6	42
FA1K		1
FA1N	2	9
FA1P	2	4
FA1U	18	141
FA1V		
FA1W	5	27
FA14	1	15
FA2B		1
FA2G		1
FA2K		2
FA3B	2	18
FA32	3	2
FA33	1	5
FA4A	28	202
FA4B	1	1
	<hr/>	<hr/>
Total	223	2124

TABLE F.1 TEST STATION RELIABILITY DATA

MAINTENANCE ACTIONS (1979 66-1 Data)

	<u>Eglin</u>	<u>Luke</u>	<u>Bitburg</u>	<u>Total</u>
Computer Station	63	170	99	332
Microwave Station	62	139	223	424
Displays Station	130	125	131	386

LRUs PROCESSED (1979 66-1 Data)

	<u>Eglin</u>	<u>Luke</u>	<u>Bitburg</u>	<u>Total</u>
Computer Station	418	620	675	1713
Microwave Station	307	405	325	1037
Displays Station	297	473	516	1286

TEST STATION RELIABILITY (Combined)

	<u>LRUs/Failures</u>
Computer Test Station	5.16
Microwave Test Station	2.45
Displays Test Station	3.33

APPENDIX G

F-15 LCOM DATABASE

APPENDIX G

The entire F-15 LCOM database as it was run during the primary analysis phases follows. This appendix contains the entire LCOM Forms File. This includes all the reliability and maintainability input parameters which define the model. Many operational and logistics inputs may also be found.

(CONTINUED)

AIR FORCE FORM 2710--PERFORMANCE SUMMARY REPORT

10	9	SUPPLY COLUMN HEADINGS	63BD0	63BE0	63BF0	63BH0	65AA0	65BA0	65BH0	65B00	71AE0	71AF0
10	9	SUPPLY COLUMN HEADINGS	71AKT	71AKC	71BD0	71CA0	71DA0	71FA0	71FB0	71FC0	71FE0	74EB0
10	9	SUPPLY COLUMN HEADINGS	74FA0	74FC0	74FF0	74FG0	74FH0	74FJ0	74FQC	74FQ0	74FS0	74FU0
10	9	SUPPLY COLUMN HEADINGS	74FV0	74FC0	74F99	74JA0	74JC0	74KAP	74KA0	74KC0	74KE0	74K99
10	9	SUPPLY COLUMN HEADINGS	75MA0	75TC0	76CA0	76F00	74JCO	74KAP	74KA0	74KC0	74KE0	74K99
10	11	EQUIPMENT COLUMN HEADINGS	AAD01	AAD32	AAD03	AAD04	AAD05	AAD06	AAD07	AAD08	AAD09	AAD10
10	11	EQUIPMENT COLUMN HEADINGS	AAD11	AAD12	AATS1	AATS2	ABD01	ABD02	ABD03	ABD04	ABD05	ABD06
10	11	EQUIPMENT COLUMN HEADINGS	ABD37	ABD03	ABD09	ABD10	ABD11	ABD12	ABTS1	ABTS2	CTS01	C1S02
10	11	EQUIPMENT COLUMN HEADINGS	COD01	COD32	COD03	COD04	COD05	COD06	COD07	COD08	COD09	COD10
10	11	EQUIPMENT COLUMN HEADINGS	COD11	CCD12	COD13	COD14	COD16	COD17	COD18	COD19	COD20	COD21
10	11	EQUIPMENT COLUMN HEADINGS	COD22	COD23	COD24	COD25	COD26	COD27	CPD01	CPD02	CPD03	CPD04
10	11	EQUIPMENT COLUMN HEADINGS	DPD05	DPD05	DPD07	DPD08	DPD09	DPD10	DPD11	DPD12	DPD13	DPD14
10	11	EQUIPMENT COLUMN HEADINGS	DPD15	DPD16	DPD17	DTS01	DTS02	D60	GENAV	ICD01	ICD02	ICD03
10	11	EQUIPMENT COLUMN HEADINGS	ICD04	ICD05	ICD17	ICD07	ICD08	ICD09	ICD10	ICD11	ICD12	ICD13
10	11	EQUIPMENT COLUMN HEADINGS	MWD01	MWD02	MWD0J	MWD04	MWD05	MWD06	MWD07	MWD08	MTS01	MTS02
10	11	EQUIPMENT COLUMN HEADINGS	MWD11	MWD12	MWD13	MWD14	MWD15	MWD16	MWD17	MWD18	MWD19	MWD20
10	11	EQUIPMENT COLUMN HEADINGS	MWD21	MWD22	MWD23	MWD24	MWD25	MWD26	NF2	NID01	NID02	NID03
10	11	EQUIPMENT COLUMN HEADINGS	NID04	NID05	NID06	NID07	NID08	NID09	NID10	NID11	NID12	NID13
10	11	EQUIPMENT COLUMN HEADINGS	NID14	NID15	NITS1	NITS2	TU228	ICTS2				
10	13	RUN NAME										

LOGISTICS COMPOSITE MODEL--INPUT FORMS FILE

AIR FORCE FORM 2713--RESOURCE DEFINITIONS

CARD ID	RESOURCE ID	ENTRY TYPE	RES TYPE	REPORT COLUMN	UNIT COST	AUTH QTY	SUBSTITUTE RESOURCE	FA I L U R E MEAN VARIANCE	R A T E DIST	SUBSTITUTE RESOURCE	SUBSTITUTE RESOURCE
13	AAD01	A	A	1	20K	2					
13	AAD02	A	A	2	20K	2					
13	AAD03	A	A	3	20K	2					
13	AAD04	A	A	4	20K	2					
13	AAD05	A	A	5	20K	2					
13	AAD06	A	A	6	20K	2					
13	AAD07	A	A	7	20K	2					
13	AAD08	A	A	8	20K	2					
13	AAD09	A	A	9	20K	2					
13	AAD10	A	A	10	20K	2					
13	AAD11	A	A	11	20K	2					
13	AAD12	A	A	12	20K	2					
13	AATS1	A	A	13	20K	0	AATS2				
13	AATS2	A	A	14	20K	0	AATS1				
13	ABD01	A	A	15	20K	2					
13	ABD02	A	A	16	20K	2					
13	ABD03	A	A	17	20K	2					
13	ABD04	A	A	18	20K	2					
13	ABD05	A	A	19	20K	2					
13	ABD06	A	A	20	20K	2					
13	ABD07	A	A	21	20K	2					
13	ABD08	A	A	22	20K	2					
13	ABD09	A	A	23	20K	2					
13	ABD10	A	A	24	20K	2					
13	ABD11	A	A	25	20K	2					
13	ABD12	A	A	26	20K	2					
13	ABTS1	A	A	27	20K	0	ABTS2				
13	ABTS2	A	A	28	20K	0	ABTS1				
13	CTS01	A	A	29	20K	0	CTS02				
13	CTS02	A	A	30	20K	0	CTS01				
13	COD01	A	A	31	20K	2					
13	COD02	A	A	32	20K	2					
13	COD03	A	A	33	20K	2					
13	COD04	A	A	34	20K	2					
13	COD05	A	A	35	20K	2					
13	COD06	A	A	36	20K	2					
13	COD07	A	A	37	20K	2					
13	COD08	A	A	38	20K	2					
13	COD09	A	A	39	20K	2					
13	COD10	A	A	40	20K	2					
13	COD11	A	A	41	20K	2					
13	COD12	A	A	42	20K	2					
13	COD13	A	A	43	20K	2					
13	COD14	A	A	44	20K	2					

(CONTINUED)

AIR FORCE FORM 2713--RESOURCE DEFINITIONS

CARD ID	RESOURCE ID	ENTRY	RES TYPE	REPORT COLUMN	UNIT COST	AUTH QTY	SUBSTITUTE RESOURCE	FAI L U R E MEAN VARIANCE	R A T E DIST	SUBSTITUTE RESOURCE	SUBSTITUTE RESOURCE	OPA
13	COD16		A	45	20K	2						
13	COD17		A	46	20K	2						
13	COD18		A	47	20K	2						
13	COD19		A	48	20K	2						
13	COD20		A	49	20K	2						
13	COD21		A	50	20K	2						
13	COD22		A	51	20K	2						
13	COD23		A	52	20K	2						
13	COD24		A	53	20K	2						
13	COD25		A	54	20K	2						
13	COD26		A	55	20K	2						
13	COD27		A	56	20K	2						
13	DPD01		A	57	20K	2						
13	DPD02		A	58	20K	2						
13	DPD03		A	59	20K	2						
13	DPD04		A	60	20K	2						
13	DPD05		A	61	20K	2						
13	DPD06		A	62	20K	2						
13	DPD07		A	63	20K	2						
13	DPD08		A	64	20K	2						
13	DPD09		A	65	20K	2						
13	DPD10		A	66	20K	2						
13	DPD11		A	67	20K	2						
13	DPD12		A	68	20K	2						
13	DPD13		A	69	20K	2						
13	DPD14		A	70	20K	2						
13	DPD15		A	71	20K	2						
13	DPD16		A	72	20K	2						
13	DPD17		A	73	20K	2						
13	DTS01		A	74	20K	0						
13	DTS02		A	75	20K	0						
13	D60		A	76	20K	100						
13	GENAV		A	77	20K	100						
13	ICD01		A	78	20K	2						
13	ICD02		A	79	20K	2						
13	ICD03		A	80	20K	2						
13	ICD04		A	81	20K	2						
13	ICD05		A	82	20K	2						
13	ICD06		A	83	20K	2						
13	ICD07		A	84	20K	2						
13	ICD08		A	85	20K	2						
13	ICD09		A	86	20K	2						
13	ICD10		A	87	20K	2						
13	ICD11		A	88	20K	2						
13	ICD12		A	89	20K	2						

DTS02
DTS01

AIR FORCE FORM 2713--RESOURCE DEFINITIONS (CONTINUED)

CARD ID	RESOURCE ID	ENTRY	RES TYPE	REPORT COLUMN	UNIT COST	AUTH QTY	SUBSTITUTE RESOURCE	FAI L U R E MEAN VARIANCE	R A T E DIST	SUBSTITUTE RESOURCE	SUBSTITUTE RESOURCE	QPA
13	ICD13		A	90	20K	2						
13	ICD14		A	91	20K	2						
13	ICD16		A	92	20K	2						
13	ICD17		A	93	20K	2						
13	ICD19		A	94	20K	2						
13	ICD20		A	95	20K	2						
13	ICD26		A	96	20K	2						
13	ICD27		A	97	20K	2						
13	ICTS1		A	98	20K	0						
13	MTS01		A	99	20K	0						
13	MTS02		A	00	20K	0						
13	MWD01		A	01	20K	2						
13	MWD02		A	02	20K	2						
13	MWD03		A	03	20K	2						
13	MWD04		A	04	20K	2						
13	MWD05		A	05	20K	2						
13	MWD06		A	06	20K	2						
13	MWD07		A	07	20K	2						
13	MWD08		A	08	20K	2						
13	MWD09		A	09	20K	2						
13	MWD10		A	10	20K	2						
13	MWD11		A	11	20K	2						
13	MWD12		A	12	20K	2						
13	MWD13		A	13	20K	2						
13	MWD14		A	14	20K	2						
13	MWD15		A	15	20K	2						
13	MWD16		A	16	20K	2						
13	MWD17		A	17	20K	2						
13	MWD18		A	18	20K	2						
13	MWD19		A	19	20K	2						
13	MWD20		A	20	20K	2						
13	MWD21		A	21	20K	2						
13	MWD22		A	22	20K	2						
13	MWD23		A	23	20K	2						
13	MWD24		A	24	20K	2						
13	MWD25		A	25	20K	2						
13	MWD26		A	26	20K	2						
13	NF2		A	27	20K	100						
13	NID01		A	28	20K	2						
13	NID02		A	29	20K	2						
13	NID03		A	30	20K	2						
13	NID04		A	31	20K	2						
13	NID05		A	32	20K	2						
13	NID06		A	33	20K	2						
13	NID07		A	34	20K	2						

ICTS2
MTS02
MTS01

(CONTINUED)

AIR FORCE FORM 2713--RESOURCE DEFINITIONS

CARD ID	RESOURCE ID	ENTRY	RES TYPE	REPORT COLUMN	UNIT COST	AUTH QTY	SUBSTITUTE RESOURCE	FA I L U R E MEAN VARIANCE	R A T E DIST	SUBSTITUTE RESOURCE	SUBSTITUTE RESOURCE	OPA
13	NID08		A	35	20K	2						
13	NID09		A	36	20K	2						
13	NID10		A	37	20K	2						
13	NID11		A	38	20K	2						
13	NID12		A	39	20K	2						
13	NID13		A	40	20K	2						
13	NID14		A	41	20K	2						
13	NID15		A	42	20K	2						
13	NITS1		A	43	20K	0	NITS2					
13	NITS2		A	44	20K	0	NITS1					
13	TU228		A	45	20K	100						
13	ICTS2		A	46	20K	0	ICTS1					
13	FAAD01		C					137.	X			
13	FAAD02		C					741.	X			
13	FAAD03		C					371.	X			
13	FAAD04		C					502.	X			
13	FAAD05		C					753.	X			
13	FAAD06		C					741.	X			
13	FAAD07		C					215.	X			
13	FAAD08		C					108.	X			
13	FAAD09		C					741.	X			
13	FAAD10		C					764.	X			
13	FAAD12		C					502.	X			
13	FABD01		C					1347.	X			
13	FABD02		C					678.	X			
13	FABD03		C					678.	X			
13	FABD04		C					1347.	X			
13	FABD05		C					678.	X			
13	FABD06		C					678.	X			
13	FABD07		C					678.	X			
13	FABD08		C					678.	X			
13	FABD09		C					1347.	X			
13	FABD10		C					678.	X			
13	FABD11		C					1347.	X			
13	FABD12		C					35.	X			
13	FCOD01		C					2408.	X			
13	FCOD02		C					482.	X			
13	FCOD03		C					1016.	X			
13	FCOD04		C					1298.	X			
13	FCOD05		C					165.	X			
13	FCOD06		C					165.	X			
13	FCOD07		C					597.	X			
13	FCOD08		C					151.	X			
13	FCOD09		C					2408.	X			

AIR FORCE FORM 2713--RESOURCE DEFINITIONS (CONTINUED)

CARD ID	RESOURCE ID	ENTRY	RES TYPE	REPORT COLUMN	UNIT COST	AUTH QTY	SUBSTITUTE RESOURCE	F A I L U R E MEAN VARIANCE	R A T E DIST	SUBSTITUTE RESOURCE	SUBSTITUTE RESOURCE	QPA
13	FC0D10		C					621.	X			
13	FC0D11		C					482.	X			
13	FC0D12		C					401.	X			
13	FC0D13		C					482.	X			
13	FC0D14		C					799.	X			
13	FC0D16		C					400.	X			
13	FC0D17		C					400.	X			
13	FC0D18		C					419.	X			
13	FC0D19		C					2403.	X			
13	FC0D20		C					258.	X			
13	FC0D21		C					105.	X			
13	FC0D22		C					179.	X			
13	FC0D23		C					1.	X			
13	FC0D24		C					140.	X			
13	FC0D25		C					115.	X			
13	FC0D26		C					1204.	X			
13	FC0D27		C					268.	X			
13	FDPD01		C					220.	X			
13	FDPD02		C					23.	X			
13	FDPD03		C					353.	X			
13	FDPD04		C					1205.	X			
13	FDPD05		C					1124.	X			
13	FDPD06		C					210.	X			
13	FDPD07		C					214.	X			
13	FDPD08		C					914.	X			
13	FDPD09		C					270.	X			
13	FDPD10		C					641.	X			
13	FDPD11		C					256.	X			
13	FDPD12		C					515.	X			
13	FDPD13		C					641.	X			
13	FDPD14		C					220.	X			
13	FDPD15		C					183.	X			
13	FDPD16		C					997.	X			
13	FDPD17		C					256.	X			
13	FDUM60		C					1.0		0.		
13	FDUM62		C					1.0		0.		
13	FD6000		C					9.0		0.		
13	FICD01		C					979.	X			
13	FICD02		C					2280.	X			
13	FICD03		C					328.	X			
13	FICD04		C					B.	X			
13	FICD05		C					1686.	X			
13	FICD06		C					1087.	X			
13	FICD07		C					459.	X			
13	FICD08		C					975.	X			

(CONTINUED)

AIR FORCE FORM 2713--RESOURCE DEFINITIONS

CARD ID	RESOURCE ID	ENTRY	RES TYPE	REPORT COLUMN	UNIT COST	AUTH QTY	SUBSTITUTE RESOURCE	FAI L U R E MEAN VARIANCE	R A T E DIST	SUBSTITUTE RESOURCE	SUBSTITUTE RESOURCE	OPA
13	FICD09		C					1640.	X			
13	FICD10		C					77.	X			
13	FICD11		C					5.	X			
13	FICD12		C					573.	X			
13	FMWD01		C					2705.	X			
13	FMWD02		C					1807.	X			
13	FMWD03		C					135.	X			
13	FMWD04		C					1744.	X			
13	FMWD05		C					379.	X			
13	FMWD06		C					633.	X			
13	FMWD07		C					108.	X			
13	FMWD08		C					1353.	X			
13	FMWD09		C					2763.	X			
13	FMWD10		C					1382.	X			
13	FMWD11		C					304.	X			
13	FMWD12		C					350.	X			
13	FMWD13		C					380.	X			
13	FMWD14		C					553.	X			
13	FMWD15		C					79.	X			
13	FMWD16		C					395.	X			
13	FMWD17		C					921.	X			
13	FMWD18		C					2533.	X			
13	FMWD19		C					304.	X			
13	FMWD20		C					197.	X			
13	FMWD21		C					2763.	X			
13	FMWD22		C					691.	X			
13	FMWD23		C					2763.	X			
13	FMWD24		C					2705.	X			
13	FMWD25		C					250.	X			
13	FNF200		C					15.0	X	0.		
13	FMWD26		C					921.	X			
12	FN1001		C					1578.	X			
13	FN1002		C					580.	X			
13	FN1003		C					1182.	X			
13	FN1004		C					797.	X			
13	FN1005		C					375.	X			
13	FN1006		C					464.	X			
13	FN1007		C					376.	X			
13	FN1008		C					4727.	X			
13	FN1009		C					116.	X			
13	FN1010		C					467.	X			
13	FN1011		C					788.	X			
13	FN1012		C					3136.	X			
13	FN1013		C					46.	X			
13	FN1014		C					334.	X			

(CONTINUED)

AIR FORCE FORM 2713--RESOURCE DEFINITIONS

CARD ID	RESOURCE ID	ENTRY	RES TYPE	REPORT COLUMN	UNIT COST	AUTH QTY	SUBSTITUTE RESOURCE	F A I L U R E MEAN VARIANCE	R A T E DIST	SUBSTITUTE RESOURCE	SUBSTITUTE RESOURCE	OPA
13	FNID15		C					788.	X			
13	FSA01		C					112.0	C			
13	FSA02		C					3.0	C			
13	FSAB01		C					7.0	C			
13	FSAB03		C					3.0	C			
13	FSAB04		C					112.0	C			
13	FSAB10		C					7.0	C			
13	FSAB18		C					7.0	C			
13	FSCGUN		C					15000	C			
13	FSCNI1		C					112.0	C			
13	FSGUN0		C					25000	C			
13	FSGUN7		C					30000	C			
13	FSLC01		C					112.0	C			
13	FTS129		C					1.0	C			
13	FTS131		C					1.0	C			
13	FTS171		C					1.0	C			
13	FTS177		C					1.0	C			
13	FTS179		C					1.0	C			
13	FTS100		C					1.0	C			
13	FTS190		C					1.0	C			
13	FTS205		C					1.0	C			
13	FTS206		C					1.0	C			
13	FTS234		C					1.0	C			
13	FTS235		C					1.0	C			
13	FTS236		C					1.0	C			
13	FTS263		C					1.0	C			
13	FTS267		C					1.0	C			
13	FTS274		C					1.0	C			
13	FTS296		C					1.0	C			
13	FTS326		C					1.0	C			
13	FTS327		C					1.0	C			
13	FTS332		C					1.0	C			
13	FTS385		C					1.0	C			
13	FTS393		C					1.0	C			
13	FTS802		C					1.0	C			
13	FTS414		C					1.0	C			
13	FTS415		C					1.0	C			
13	FTS416		C					1.0	C			
13	FTS417		C					1.0	C			
13	FTS418		C					1.0	C			
13	FTS419		C					1.0	C			
13	FTS420		C					1.0	C			
13	FTS421		C					1.0	C			
13	FTS422		C					1.0	C			
13	FTS424		C					1.0	C			

(CONTINUED)

AIR FORCE FORM 2713--RESOURCE DEFINITIONS

CARD ID	RESOURCE ID	ENTRY	RES TYPE	REPORT COLUMN	UNIT COST	AUTH QTY	SUBSTITUTE RESOURCE	FAI L U R E M E A N V A R I A N C E	R A T E D I S T	SUBSTITUTE RESOURCE	SUBSTITUTE RESOURCE	QPA
13	FTS428		C					1.0	C			
13	FTS429		C					1.0	C			
13	FTS430		C					1.0	C			
13	FTS431		C					1.0	C			
13	FTS433		C					1.0	C			
13	FTS434		C					1.0	C			
13	FTS435		C					1.0	C			
13	FTS437		C					1.0	C			
13	FTS438		C					1.0	C			
13	FTS439		C					1.0	C			
13	FTS442		C					1.0	C			
13	FTS444		C					1.0	C			
13	FTS445		C					1.0	C			
13	FTS446		C					1.0	C			
13	FTS447		C					1.0	C			
13	FTS448		C					1.0	C			
13	FTS449		C					1.0	C			
13	FTS450		C					1.0	C			
13	FTS451		C					1.0	C			
13	FTS453		C					1.0	C			
13	FTS454		C					1.0	C			
13	FTS455		C					1.0	C			
13	FTS457		C					1.0	C			
13	FTS458		C					1.0	C			
13	FTS459		C					1.0	C			
13	FTS460		C					1.0	C			
13	FTS461		C					1.0	C			
13	FTS462		C					1.0	C			
13	FTS463		C					1.0	C			
13	FTS464		C					1.0	C			
13	FTS465		C					1.0	C			
13	FTS466		C					1.0	C			
13	FTS467		C					1.0	C			
13	FTS468		C					1.0	C			
13	FTS469		C					1.0	C			
13	FTS470		C					1.0	C			
13	FTS471		C					1.0	C			
13	FTS477		C					1.0	C			
13	FTS478		C					1.0	C			
13	FTS479		C					1.0	C			
13	FTS480		C					1.0	C			
13	FTS481		C					1.0	C			
13	FTS489		C					1.0	C			
13	FTS490		C					1.0	C			
13	FTS503		C					1.0	C			

(CONTINUED)

AIR FORCE FORM 2713--RESOURCE DEFINITIONS

CARD ID	RESOURCE ID	ENTRY	RES TYPE	REPORT COLUMN	UNIT COST	AUTH QTY	SUBSTITUTE RESOURCE	FAI L U R E MEAN VARIANCE	R A T E DIST	SUBSTITUTE RESOURCE	SUBSTITUTE RESOURCE	QPA
13	FTTU00		C					5.0	X			
13	F11P00		C					48.0	X			
13	F12A00		C					58.0	X			
13	F13F00		C					364.0	X			
13	F13H00		C					456.0	X			
13	F14A00		C					78.0	X			
13	F23000		C					10.0	X			
13	F27000		C					10.0	X			
13	F41A00		C					37.0	X			
13	F42A00		C					103.0	X			
13	F44E00		C					390.0	X			
13	F45A00		C					67.0	X			
13	F46E00		C					60.0	X			
13	F51A00		C					85.0	X			
13	F51E00		C					106.0	X			
13	F51L00		C					967.0	X			
13	F51M00		C					437.0	X			
13	F51N00		C					138.0	X			
13	F52A00		C					106.0	X			
13	F55A00		C					280.0	X			
13	F55B00		C					135.0	X			
13	F55C00		C					479.0	X			
13	F57A00		C					97.0	X			
13	F57L00		C					377.0	X			
13	F63A00		C					31.0	X			
13	F63B00		C					62.0	X			
13	F63L00		C					273.0	X			
13	F65A00		C					54.0	X			
13	F65B00		C					40.0	X			
13	F65L00		C					5466	X			
13	F71A00		C					32.0	X			
13	F71B00		C					500.0	X			
13	F71C00		C					495.0	X			
13	F71D00		C					112.0	X			
13	F71F00		C					100.0	X			
13	F71L00		C					280.0	X			
13	F74E00		C					186.0	X			
13	F74F00		C					10.0	X			
13	F74J00		C					89.0	X			
13	F74K00		C					20.0	X			
13	F74L00		C					304.0	X			
13	F75M00		C					66.0	X			
13	F76C00		C					52.0	X			
13	MDUM60		C					1.0	C			
13	MDUM62		C					1.0	C			

(CONTINUED)

AIR FORCE FORM 2713--RESOURCE DEFINITIONS

CARD ID	RESOURCE ID	ENTRY	RES TYPE	REPORT COLUMN	UNIT COST	AUTH QTY	SUBSTITUTE RESOURCE	FAI L U R E MEAN VARIANCE	R A T E DIST	SUBSTITUTE RESOURCE	SUBSTITUTE RESOURCE	QPA
13	F15		I	1	999999	48						
13	1L100		M	1	10K							
13	1L125		M	2	10K							
13	1L126		M	3	10K							
13	1L127		M	4	10K							
13	1L128		M	5	10K							
13	1L129		M	6	10K							
13	1L130		M	7	10K							
13	1L131		M	8	10K							
13	1L171		M	9	10K							
13	1L172		M	10	10K							
13	1L173		M	11	10K							
13	1L174		M	12	10K							
13	1L175		M	13	10K							
13	1L176		M	14	10K							
13	1L177		M	15	10K							
13	1L178		M	16	10K							
13	1L179		M	17	10K							
13	1L180		M	18	10K							
13	1L181		M	19	10K							
13	1L182		M	20	10K							
13	1L183		M	21	10K							
13	1L184		M	22	10K							
13	1L185		M	23	10K							
13	1L186		M	24	10K							
13	1L187		M	25	10K							
13	1L188		M	26	10K							
13	1L189		M	27	10K							
13	1L190		M	28	10K							
13	1L191		M	29	10K							
13	1L203		M	30	10K							
13	1L205		M	31	10K							
13	1L206		M	32	10K							
13	1L207		M	33	10K							
13	1L234		M	34	10K							
13	1L235		M	35	10K							
13	1L236		M	36	10K							
13	1L261		M	37	10K							
13	1L262		M	38	10K							
13	1L263		M	39	10K							
13	1L264		M	40	10K							
13	1L265		M	41	10K							
13	1L266		M	42	10K							
13	1L267		M	43	10K							
13	1L268		M	44	10K							

AIR FORCE FORM 2713--RESOURCE DEFINITIONS (CONTINUED)

CARD ID	RESOURCE ID	ENTRY	RES TYPE	REPORT COLUMN	UNIT COST	AUTH QTY	SUBSTITUTE RESOURCE	FAI L U R E MEAN VARIANCE	R A T E DIST	SUBSTITUTE RESOURCE	SUBSTITUTE RESOURCE	QPA
13	1L269		M	45	10K							
13	1L270		M	46	10K							
13	1L271		M	47	10K							
13	1L272		M	48	10K							
13	1L273		M	49	10K							
13	1L274		M	50	10K							
13	1L275		M	51	10K							
13	1L276		M	52	10K							
13	1L277		M	53	10K							
13	1L278		M	54	10K							
13	1L279		M	55	10K							
13	1L280		M	56	10K							
13	1L281		M	57	10K							
13	1L282		M	58	10K							
13	1L283		M	59	10K							
13	1L284		M	60	10K							
13	1L285		M	61	10K							
13	1L286		M	62	10K							
13	1L287		M	63	10K							
13	1L288		M	64	10K							
13	1L289		M	65	10K							
13	1L292		M	66	10K							
13	1L293		M	67	10K							
13	1L294		M	68	10K							
13	1L295		M	69	10K							
13	1L296		M	70	10K							
13	1L297		M	71	10K							
13	1L298		M	72	10K							
13	1L299		M	73	10K							
13	1L325		M	74	10K							
13	1L326		M	75	10K							
13	1L327		M	76	10K							
13	1L328		M	77	10K							
13	1L329		M	78	10K							
13	1L330		M	79	10K							
13	1L331		M	80	10K							
13	1L332		M	81	10K							
13	1L333		M	82	10K							
13	1L334		M	83	10K							
13	1L335		M	84	10K							
13	1L336		M	85	10K							
13	1L337		M	86	10K							
13	1L382		M	87	10K							
13	1L383		M	88	10K							
13	1L384		M	89	10K							

(CONTINUED)

AIR FORCE FORM 2713--RESOURCE DEFINITIONS

CARD ID	RESOURCE ID	ENTRY	RES TYPE	REPORT COLUMN	UNIT COST	AUTH QTY	SUBSTITUTE RESOURCE	FAI L U R E MEAN VARIANCE	R A T E DIST	SUBSTITUTE RESOURCE	SUBSTITUTE RESOURCE	QPA
13	1L385		M	90	10K							
13	1L386		M	91	10K							
13	1L387		M	92	10K							
13	1L388		M	93	10K							
13	1L389		M	94	10K							
13	1L390		M	95	10K							
13	1L391		M	96	10K							
13	1L392		M	97	10K							
13	1L393		M	98	10K							
13	1L394		M	99	10K							
13	1L395		M	00	10K							
13	1L396		M	01	10K							
13	1L413		M	02	10K							
13	1L414		M	03	10K							
13	1L415		M	04	10K							
13	1L416		M	05	10K							
13	1L417		M	06	10K							
13	1L418		M	07	10K							
13	1L419		M	08	10K							
13	1L420		M	09	10K							
13	1L421		M	10	10K							
13	1L422		M	11	10K							
13	1L423		M	12	10K							
13	1L424		M	13	10K							
13	1L425		M	14	10K							
13	1L426		M	15	10K							
13	1L427		M	16	10K							
13	1L428		M	17	10K							
13	1L429		M	18	10K							
13	1L430		M	19	10K							
13	1L431		M	20	10K							
13	1L432		M	21	10K							
13	1L433		M	22	10K							
13	1L434		M	23	10K							
13	1L435		M	24	10K							
13	1L436		M	25	10K							
13	1L437		M	26	10K							
13	1L438		M	27	10K							
13	1L439		M	28	10K							
13	1L440		M	29	10K							
13	1L441		M	30	10K							
13	1L442		M	31	10K							
13	1L443		M	32	10K							
13	1L444		M	33	10K							
13	1L445		M	34	10K							

(CONTINUED)

AIR FORCE FORM 2713--RESOURCE DEFINITIONS

CARD ID	RESOURCE ID	ENTRY	RES TYPE	REPORT COLUMN	UNIT COST	AUTH QTY	SUBSTITUTE RESOURCE	FAI L U R E MEAN VARIANCE	R A T E DIST	SUBSTITUTE RESOURCE	SUBSTITUTE RESOURCE	QPA
13	1L446		M	35	10K							
13	1L447		M	36	10K							
13	1L448		M	37	10K							
13	1L449		M	38	10K							
13	1L450		M	39	10K							
13	1L451		M	40	10K							
13	1L452		M	41	10K							
13	1L453		M	42	10K							
13	1L454		M	43	10K							
13	1L455		M	44	10K							
13	1L456		M	45	10K							
13	1L457		M	46	10K							
13	1L458		M	47	10K							
13	1L459		M	48	10K							
13	1L460		M	49	10K							
13	1L461		M	50	10K							
13	1L462		M	51	10K							
13	1L463		M	52	10K							
13	1L464		M	53	10K							
13	1L465		M	54	10K							
13	1L466		M	55	10K							
13	1L467		M	56	10K							
13	1L468		M	57	10K							
13	1L469		M	58	10K							
13	1L470		M	59	10K							
13	1L471		M	60	10K							
13	1L472		M	61	10K							
13	1L473		M	62	10K							
13	1L474		M	63	10K							
13	1L475		M	64	10K							
13	1L476		M	65	10K							
13	1L477		M	66	10K							
13	1L478		M	67	10K							
13	1L479		M	68	10K							
13	1L480		M	69	10K							
13	1L481		M	70	10K							
13	1L482		M	71	10K							
13	1L483		M	72	10K							
13	1L489		M	73	10K							
13	1L490		M	74	10K							
13	1L503		M	75	10K							
13	1L802		M	76	10K							
13	1STOP		M	77	10K							
13	316L1		M	78	10K							
13	324X0		M	79	10K							

AIR FORCE FORM 2713--RESOURCE DEFINITIONS (CONTINUED)

CARD ID	RESOURCE ID	ENTRY	RES TYPE	REPORT COLUMN	UNIT COST	AUTH QTY	SUBSTITUTE RESOURCE	F A I L U R E MEAN VARIANCE	R A T E DIST	SUBSTITUTE RESOURCE	SUBSTITUTE RESOURCE	QPA
13	326A2		M	80	10K							
13	326B2		M	81	10K							
13	326C1		M	82	10K							
13	326C2		M	83	10K							
13	326D1		M	84	10K							
13	326E1		M	85	10K							
13	326L2		M	86	10K							
13	423T3		M	87	10K							
13	423X0		M	88	10K							
13	423X1		M	89	10K							
13	423X2		M	90	10K							
13	423X3		M	91	10K							
13	423X4		M	92	10K							
13	423X5		M	93	10K							
13	426T2		M	94	10K							
13	426X2		M	95	10K							
13	427X0		M	96	10K							
13	427X4		M	97	10K							
13	427X5		M	98	10K							
13	431E1		M	99	10K							
13	431R1		M	00	10K							
13	431X1		M	01	10K							
13	461S0		M	02	10K							
13	462E0		M	03	10K							
13	462G0		M	04	10K							
13	462L0		M	05	10K							
13	462W0		M	06	10K							
13	AA1M0		P	2	20K	9999						
13	AM70		P	3	20K	9999						
13	ASTER		P	4	20K	100						
13	BLDTK	*	P	5	20K	9999						
13	DELM5		P	6	20K	100						
13	11PAE		P	7	20K	100						
13	11PAJ		P	8	20K	100						
13	11PAL		P	9	20K	100						
13	11PA6		P	10	20K	100						
13	11P00		P	11	20K	100						
13	11P99		P	12	20K	100						
13	12ABB		P	13	20K	100						
13	13FAB		P	14	20K	100						
13	13FAD		P	15	20K	100						
13	13FA0		P	16	20K	100						
13	13FBB		P	17	20K	100						
13	13FBE		P	18	20K	100						
13	13F99		P	19	20K	100						

(CONTINUED)

AIR FORCE FORM 2713--RESOURCE DEFINITIONS

CARD ID	RESOURCE ID	ENTRY	RES TYPE	REPORT COLUMN	UNIT COST	AUTH QTY	SUBSTITUTE RESOURCE	F A I L U R E MEAN VARIANCE	R A T E DIST	SUBSTITUTE RESOURCE	SUBSTITUTE RESOURCE	OPA
13	13HA0		P	20	20K	100						
13	14AAA		P	21	20K	100						
13	14AA0		P	22	20K	100						
13	14ARA		P	23	20K	100						
13	14ABB		P	24	20K	100						
13	14ABC		P	25	20K	100						
13	14ABD		P	26	20K	100						
13	14ABJ		P	27	20K	100						
13	14ACA		P	28	20K	100						
13	14ACE		P	29	20K	100						
13	14AC0		P	30	20K	100						
13	14AFB		P	31	20K	100						
13	14AFD		P	32	20K	100						
13	14AFF		P	33	20K	100						
13	14A00		P	34	20K	100						
13	20MHO		P	35	20K	9999						
13	20MO0		P	36	20K	9999						
13	23A*0		P	37	20K	100						
13	23AAR		P	38	20K	100						
13	23AA0		P	39	20K	100						
13	23AD0		P	40	20K	100						
13	23A00		P	41	20K	100						
13	23B*0		P	42	20K	100						
13	23BLO		P	43	20K	100						
13	23BMO		P	44	20K	100						
13	23BH0		P	45	20K	100						
13	23BP0		P	46	20K	100						
13	23B00		P	47	20K	100						
13	23C*0		P	48	20K	100						
13	23CC0		P	49	20K	100						
13	23C00		P	50	20K	100						
12	23F*0		P	51	20K	100						
13	23FAV		P	52	20K	100						
13	23FA0		P	53	20K	100						
13	23FBC		P	54	20K	100						
13	23FBD		P	55	20K	100						
13	23FBE		P	56	20K	100						
13	23FBG		P	57	20K	100						
13	23FB0		P	58	20K	100						
13	23F90		P	59	20K	100						
13	23G*0		P	60	20K	100						
13	23G80		P	61	20K	100						
13	23GC0		P	62	20K	100						
13	23GC1		P	63	20K	100						
13	23G00		P	64	20K	100						

(CONTINUED)

AIR FORCE FORM 2713--RESOURCE DEFINITIONS

CARD ID	RESOURCE ID	ENTRY	RES TYPE	REPORT COLUMN	UNIT COST	AUTH QTY	SUBSTITUTE RESOURCE	FAI L U R E MEAN VARIANCE	R A T E DIST	SUBSTITUTE RESOURCE	SUBSTITUTE RESOURCE	OPA
13	23HAA		P	65	20K	100						
13	23HAB		P	66	20K	100						
13	23HAD		P	67	20K	100						
13	23HAE		P	68	20K	100						
13	23HAF		P	69	20K	100						
13	23HAG		P	70	20K	100						
13	23HAH		P	71	20K	100						
13	23HAK		P	72	20K	100						
13	23HAM		P	73	20K	100						
13	23HAN		P	74	20K	100						
13	23HAO		P	75	20K	100						
13	23HA1		P	76	20K	100						
13	23JAO		P	77	20K	100						
13	23KAC		P	78	20K	100						
13	23KAG		P	79	20K	100						
13	23KAH		P	80	20K	100						
13	23KAR		P	81	20K	100						
13	23KAO		P	82	20K	100						
13	23PAB		P	83	20K	100						
13	23PAC		P	84	20K	100						
13	23PAK		P	85	20K	100						
13	23PAL		P	86	20K	100						
13	23PAN		P	87	20K	100						
13	23PAO		P	88	20K	100						
13	23P90		P	89	20K	100						
13	23QA0		P	90	20K	100						
13	23QA4		P	91	20K	100						
13	23QB0		P	92	20K	100						
13	23QC0		P	93	20K	100						
13	23Q90		P	94	20K	100						
13	23000		P	95	20K	100						
13	231AA		P	96	20K	100						
13	231AB		P	97	20K	100						
13	231AC		P	98	20K	100						
13	231AG		P	99	20K	100						
13	231AM		P	00	20K	100						
13	231D0		P	01	20K	100						
13	4AIM7		P	02	20K	9999						
13	4AIM9		P	03	20K	9999						
13	41AAB		P	04	20K	100						
13	41AAC		P	05	20K	100						
13	41AAJ		P	06	20K	100						
13	41AAL		P	07	20K	100						
13	41AAR		P	08	20K	100						
13	41AAU		P	09	20K	100						

(CONTINUED)

AIR FORCE FORM 2713--RESOURCE DEFINITIONS

CARD ID	RESOURCE ID	ENTRY	RES TYPE	REPORT COLUMN	UNIT COST	AUTH QTY	SUBSTITUTE RESOURCE	FAI L U R E MEAN VARIANCE	R A T E DIST	SUBSTITUTE RESOURCE	SUBSTITUTE RESOURCE	QPA
13	41AAW		P	10	20K	100						
13	41AAZ		P	11	20K	100						
13	41AA0		P	12	20K	100						
13	41AA6		P	13	20K	100						
13	41ABC		P	14	20K	100						
13	41ABE		P	15	20K	100						
13	41ABG		P	16	20K	100						
13	41ABL		P	17	20K	100						
13	41ABP		P	18	20K	100						
13	41ABQ		P	19	20K	100						
13	41ABS		P	20	20K	100						
13	41ABX		P	21	20K	100						
13	41ACA		P	22	20K	100						
13	41ACH		P	23	20K	100						
13	41ACM		P	24	20K	100						
13	41ACU		P	25	20K	100						
13	41ACZ		P	26	20K	100						
13	41AEB		P	27	20K	100						
13	41AED		P	28	20K	100						
13	41AEE		P	29	20K	100						
13	41AEH		P	30	20K	100						
13	41AEL		P	31	20K	100						
13	41AEM		P	32	20K	100						
13	42ADA		P	33	20K	100						
13	42ADB		P	34	20K	100						
13	42ADO		P	35	20K	100						
13	42AFL		P	36	20K	100						
13	42AFO		P	37	20K	100						
13	42AKL		P	38	20K	100						
13	42AKM		P	39	20K	100						
13	42A00		P	40	20K	100						
13	44EA0		P	41	20K	100						
13	44ECO		P	42	20K	100						
13	44E00		P	43	20K	100						
13	45AAC		P	44	20K	100						
13	45AAK		P	45	20K	100						
13	45ABB		P	46	20K	100						
13	45ABC		P	47	20K	100						
13	45ABD		P	48	20K	100						
13	45ABJ		P	49	20K	100						
13	45ADD		P	50	20K	100						
13	45ADE		P	51	20K	100						
13	45AEB		P	52	20K	100						
13	45AEC		P	53	20K	100						
13	46EAE		P	54	20K	100						

AIR FORCE FORM 2713--RESOURCE DEFINITIONS (CONTINUED)

CARD ID	RESOURCE ID	ENTRY	RES TYPE	REPORT COLUMN	UNIT COST	AUTH QTY	SUBSTITUTE RESOURCE	F A I L U R E MEAN VARIANCE	R A T E DIST	SUBSTITUTE RESOURCE	SUBSTITUTE RESOURCE	QPA
13	46EBA		P	55	20K	100						
13	46EBD		P	56	20K	100						
13	46EBF		P	57	20K	100						
13	46ERJ		P	58	20K	100						
13	46EBM		P	59	20K	100						
13	46EBN		P	60	20K	100						
13	46EB0		P	61	20K	100						
13	46ECO		P	62	20K	100						
13	46EDA		P	63	20K	100						
13	46EDB		P	64	20K	100						
13	46ED0		P	65	20K	100						
13	46EEA		P	66	20K	100						
13	46EE0		P	67	20K	100						
13	46E00		P	68	20K	100						
13	51AA0		P	69	20K	100						
13	51AD0		P	70	20K	100						
13	51AE0		P	71	20K	100						
13	51AF0		P	72	20K	100						
13	51AG0		P	73	20K	100						
13	51AH0		P	74	20K	100						
13	51AJ0		P	75	20K	100						
13	51AK0		P	76	20K	100						
13	51AM0		P	77	20K	100						
13	51EAA		P	78	20K	100						
13	51EAO		P	79	20K	100						
13	51ED0		P	80	20K	100						
13	51EEA		P	81	20K	100						
13	51EE0		P	82	20K	100						
13	51MA0		P	83	20K	100						
13	51NA0		P	84	20K	100						
13	51N30		P	85	20K	100						
13	52AA0		P	86	20K	100						
13	52AB0		P	87	20K	100						
13	52AF0		P	88	20K	100						
13	52AH0		P	89	20K	100						
13	55AC0		P	90	20K	100						
13	55AE0		P	91	20K	100						
13	55BE0		P	92	20K	100						
13	55CA0		P	93	20K	100						
13	57AA0		P	94	20K	100						
13	63AA0		P	95	20K	100						
13	63AC0		P	96	20K	100						
13	63AD0		P	97	20K	100						
13	63AG0		P	98	20K	100						
13	63A00		P	99	20K	100						

(CONTINUED)

AIR FORCE FORM 2713--RESOURCE DEFINITIONS

CARD ID	RESOURCE ID	ENTRY	RES TYPE	REPORT COLUMN	UNIT COST	AUTH QTY	SUBSTITUTE RESOURCE	FAI L U R E M E A N V A R I A N C E	R A T E D I S T	SUBSTITUTE RESOURCE	SUBSTITUTE RESOURCE	QPA
13	63BC0		P	00	20K	100						
13	63BD0		P	01	20K	100						
13	63BE0		P	02	20K	100						
13	63BF0		P	03	20K	100						
13	63BH0		P	04	20K	100						
13	65AA0		P	05	20K	100						
13	65BA0		P	06	20K	100						
13	65BH0		P	07	20K	100						
13	65B00		P	08	20K	100						
13	71AE0		P	09	20K	100						
13	71AF0		P	10	20K	100						
13	71AKT		P	11	20K	100						
13	71AK0		P	12	20K	100						
13	71BD0		P	13	20K	100						
13	71CA0		P	14	20K	100						
13	71DA0		P	15	20K	100						
13	71FA0		P	16	20K	100						
13	71FB0		P	17	20K	100						
13	71FC0		P	18	20K	100						
13	71FE0		P	19	20K	100						
13	74EB0		P	20	20K	100						
13	74FA0		P	21	20K	100						
13	74FC0		P	22	20K	100						
13	74FF0		P	23	20K	100						
13	74FG0		P	24	20K	100						
13	74FH0		P	25	20K	100						
13	74FJ0		P	26	20K	100						
13	74FQC		P	27	20K	100						
13	74F00		P	28	20K	100						
13	74FS0		P	29	20K	100						
13	74FU0		P	30	20K	100						
13	74FV0		P	31	20K	100						
13	74F00		P	32	20K	100						
13	74F99		P	33	20K	100						
13	74JA0		P	34	20K	100						
13	74JC0		P	35	20K	100						
13	74KAP		P	36	20K	100						
13	74KA0		P	37	20K	100						
13	74KC0		P	38	20K	100						
13	74KE0		P	39	20K	100						
13	74K99		P	40	20K	100						
13	75MA0		P	41	20K	100						
13	75MC0		P	42	20K	100						
13	76CA0		P	43	20K	100						
13	76F00		P	44	20K	100						

LOGISTICS COMPOSITE MODEL - INPUT FORMS FILE

AIR FORCE FORM 2712--TASK DEFINITIONS

CARD ID	TASK ID	TASK TYPE	PRI	TASK MEAN	TASK VARIANCE	DURATION	ASSOC RESOURCE	TASK RESOURCE	RESOURCE C QTY	RESOURCE C QTY	REQUIREMENTS	TRIDIST
12	AD60	3	1	0.	0.				0	0	0	
12	AD6000	2	1	0.	0.				0	0	0	
12	ANF200	2	1	.3H	.09H	L		423X5	1	NF2	0	
12	ATTU00	2	1	0.	0.				0	0	0	
12	BBLDTK	3	1	3.0H	.87H	L	BLDTK	423T3	2	0	0	
12	BDOWNL	3	1	.8H	.23H	L		462LO	4	0	0	
12	BHANGT	3	1	1.0H	.29H	L		431X1	3	0	0	
12	BLDGUN	3	1	.4H	.12H	L		462LO	4	0	0	
12	BMISLS	3	1	2.0H	.58H	L		462LO	4	0	0	
12	B76F00	2	1	1.0H	.10H	L		326C2	4	0	0	
12	CAAIM7	3	1	0.	0.				0	0	0	
12	CAAIM9	3	1	0.	0.				0	0	0	
12	CAATS1	2	1	0.	0.				0	0	0	
12	CABTS1	2	1	0.	0.				0	0	0	
12	CAFAK1	3	1	0.	0.				0	0	0	
12	CAFAK3	3	1	0.	0.				0	0	0	
12	CALD60	3	2	0.	0.				0	0	0	
12	CALD61	3	1	0.	0.				0	0	0	
12	CALECM	3	1	0.	0.				0	0	0	
12	CALEG4	2	3	0.	0.				0	0	0	
12	CALFUL	3	1	0.	0.				0	0	0	
12	CALFU2	3	1	0.	0.				0	0	0	
12	CALLOM	3	1	0.	0.				0	0	0	
12	CALLS1	3	1	0.	0.				0	0	0	
12	CALLS2	3	2	0.	0.				0	0	0	
12	CALMNO	3	1	0.	0.				0	0	0	
12	CALTTU	2	1	0.	0.				0	0	0	
12	CCTS01	2	1	0.	0.				0	0	0	
12	CDTS01	2	1	0.	0.				0	0	0	
12	CEORGO	3	1	0.	0.				0	0	0	
12	CFTRIM	2	3	0.	0.				0	0	0	
12	CGUN00	3	1	0.	0.				0	0	0	
12	CICTS1	2	1	0.	0.				0	0	0	
12	CLANCH	3	1	0.	0.				0	0	0	
12	CL4AM7	3	1	0.	0.				0	0	0	
12	CL4AM9	3	1	0.	0.				0	0	0	
12	CMTS01	2	1	0.	0.				0	0	0	
12	CNITS1	2	1	0.	0.				0	0	0	
12	CTHRUF	3	1	0.	0.				0	0	0	
12	C20MMA	3	1	0.	0.				0	0	0	
12	C20MMB	3	1	0.	0.				0	0	0	
12	DAAD01	2	1	0.	0.				0	0	0	
12	DAAD02	2	1	0.	0.				0	0	0	
12	DAAIMO	3	1	0.	0.				0	0	0	

* AAIMO

AIR FORCE FORM 2712--TASK DEFINITIONS

(CONTINUED)

CARD ID	TASK ID	TASK TYPE	PRI	TASK MEAN VARIANCE	DURATION	*/#	ASSOC RESOURCE	TASK RESOURCE	RESO C QTY	REUR C QTY	REQUIR C QTY	REMENT S	TRI DIS
12	DABD01	2	1	0.	0.				0	0	0	0	
12	DAM70	3	1	0.	0.	*	AM70		0	0	0	0	
12	DCND01	2	1	0.	0.				0	0	0	0	
12	DCND03	2	1	0.	0.				0	0	0	0	
12	DCND04	2	1	0.	0.				0	0	0	0	
12	DCND05	2	1	0.	0.				0	0	0	0	
12	DCND08	2	1	0.	0.				0	0	0	0	
12	DCND10	2	1	0.	0.				0	0	0	0	
12	DCND11	2	1	0.	0.				0	0	0	0	
12	DCRD60	3	1	0.	0.				0	0	0	0	
12	DCRMG2	3	1	0.	0.				0	0	0	0	
12	DCRMG3	3	1	0.	0.				0	0	0	0	
12	DCRMG7	3	2	0.	0.				0	0	0	0	
12	DCRMH7	2	1	0.	0.				0	0	0	0	
12	DCRMT1	3	1	0.	0.				0	0	0	0	
12	DCRMT2	3	1	0.	0.				0	0	0	0	
12	DCRMT5	3	1	0.	0.				0	0	0	0	
12	DCDD01	2	1	0.	0.				0	0	0	0	
12	DCDD02	2	1	0.	0.				0	0	0	0	
12	DCDD03	2	1	0.	0.				0	0	0	0	
12	DCDD04	2	1	0.	0.				0	0	0	0	
12	DCDD06	2	1	0.	0.				0	0	0	0	
12	DCDD07	2	1	0.	0.				0	0	0	0	
12	DCDD08	2	1	0.	0.				0	0	0	0	
12	DCDD09	2	1	0.	0.				0	0	0	0	
12	DCDD10	2	1	0.	0.				0	0	0	0	
12	DCDD11	2	1	0.	0.				0	0	0	0	
12	DCDD12	2	1	0.	0.				0	0	0	0	
12	DCDD13	2	1	0.	0.				0	0	0	0	
12	DCDD18	2	1	0.	0.				0	0	0	0	
12	DCDD20	2	1	0.	0.				0	0	0	0	
12	DCDD21	2	1	0.	0.				0	0	0	0	
12	DCDD22	2	1	0.	0.				0	0	0	0	
12	DCDD23	2	1	0.	0.				0	0	0	0	
12	DCDD24	2	1	0.	0.				0	0	0	0	
12	DCDD25	2	1	0.	0.				0	0	0	0	
12	DCDD26	2	1	0.	0.				0	0	0	0	
12	DCDD27	2	1	0.	0.				0	0	0	0	
12	DDSD01	2	1	0.	0.				0	0	0	0	
12	DDSD02	2	1	0.	0.				0	0	0	0	
12	DDSD03	2	1	0.	0.				0	0	0	0	
12	DDSD04	2	1	0.	0.				0	0	0	0	
12	DDSD05	2	1	0.	0.				0	0	0	0	
12	DDSD06	2	1	0.	0.				0	0	0	0	
12	DDSD07	2	1	0.	0.				0	0	0	0	

AIR FORCE FORM 2712--TASK DEFINITIONS (CONTINUED)

CARD ID	TASK A ID	TASK CONT TYPE	PRI	TASK MEAN VARIANCE	DUR A T I O N	*/#	ASSOC RESOURCE	T A S K R E S O U R C E	R E Q U I R E M E N T S	T R I D I S T
----	-----	-----	---	-----	-----	---	-----	-----	-----	-----
12	DDSD08	2	1	0.				0	0	0
12	DDSD09	2	1	0.				0	0	0
12	DDSD10	2	1	0.				0	0	0
12	DDSD11	2	1	0.				0	0	0
12	DD60	2	3	0.		*	D60	0	0	0
12	DEC129	2	1	.00	C			0	0	0
12	DEC131	2	1	.00	C			0	0	0
12	DEC171	2	1	.00	C			0	0	0
12	DEC177	2	1	.00	C			0	0	0
12	DEC179	2	1	.00	C			0	0	0
12	DEC180	2	1	.00	C			0	0	0
12	DEC190	2	1	.00	C			0	0	0
12	DEC205	2	1	.00	C			0	0	0
12	DEC206	2	1	.00	C			0	0	0
12	DEC234	2	1	.00	C			0	0	0
12	DEC235	2	1	.00	C			0	0	0
12	DEC236	2	1	.00	C			0	0	0
12	DEC263	2	1	.00	C			0	0	0
12	DEC267	2	1	.00	C			0	0	0
12	DEC274	2	1	.00	C			0	0	0
12	DEC296	2	1	.00	C			0	0	0
12	DEC326	2	1	.00	C			0	0	0
12	DEC327	2	1	.00	C			0	0	0
12	DEC332	2	1	.00	C			0	0	0
12	DEC385	2	1	.00	C			0	0	0
12	DEC393	2	1	.00	C			0	0	0
12	DEC802	2	1	.00	C			0	0	0
12	DEC414	2	1	.00	C			0	0	0
12	DEC415	2	1	.00	C			0	0	0
12	DEC416	2	1	.00	C			0	0	0
12	DEC417	2	1	.00	C			0	0	0
12	DEC418	2	1	.00	C			0	0	0
12	DEC419	2	1	.00	C			0	0	0
12	DEC420	2	1	.00	C			0	0	0
12	DEC421	2	1	.00	C			0	0	0
12	DEC422	2	1	.00	C			0	0	0
12	DEC424	2	1	.00	C			0	0	0
12	DEC428	2	1	.00	C			0	0	0
12	DEC429	2	1	.00	C			0	0	0
12	DEC430	2	1	.00	C			0	0	0
12	DEC431	2	1	.00	C			0	0	0
12	DEC433	2	1	.00	C			0	0	0
12	DEC434	2	1	.00	C			0	0	0
12	DEC435	2	1	.00	C			0	0	0
12	DEC437	2	1	.00	C			0	0	0

(CONTINUED)

AIR FORCE FORM 2712--TASK DEFINITIONS

CARD ID	TASK A ID	TASK TYPE	CONT	PRI	TASK MEAN	TASK VARIANCE	DURATION	DIST	*/#	ASSOC RESOURCE	TASK RESOURCE	RESO C QTY	RESOURCE C QTY	REQUIREMENTS C QTY	TRIS DIS
12	DEC438	2		1	0.	.00	C					0	0	0	
12	DEC439	2		1	0.	.00	C					0	0	0	
12	DEC442	2		1	0.	.00	C					0	0	0	
12	DEC444	2		1	0.	.00	C					0	0	0	
12	DEC445	2		1	0.	.00	C					0	0	0	
12	DEC446	2		1	0.	.00	C					0	0	0	
12	DEC447	2		1	0.	.00	C					0	0	0	
12	DEC448	2		1	0.	.00	C					0	0	0	
12	DEC449	2		1	0.	.00	C					0	0	0	
12	DEC450	2		1	0.	.00	C					0	0	0	
12	DEC451	2		1	0.	.00	C					0	0	0	
12	DEC453	2		1	0.	.00	C					0	0	0	
12	DEC454	2		1	0.	.00	C					0	0	0	
12	DEC455	2		1	0.	.00	C					0	0	0	
12	DEC457	2		1	0.	.00	C					0	0	0	
12	DEC458	2		1	0.	.00	C					0	0	0	
12	DEC459	2		1	0.	.00	C					0	0	0	
12	DEC460	2		1	0.	.00	C					0	0	0	
12	DEC461	2		1	0.	.00	C					0	0	0	
12	DEC462	2		1	0.	.00	C					0	0	0	
12	DEC463	2		1	0.	.00	C					0	0	0	
12	DEC464	2		1	0.	.00	C					0	0	0	
12	DEC465	2		1	0.	.00	C					0	0	0	
12	DEC466	2		1	0.	.00	C					0	0	0	
12	DEC467	2		1	0.	.00	C					0	0	0	
12	DEC468	2		1	0.	.00	C					0	0	0	
12	DEC469	2		1	0.	.00	C					0	0	0	
12	DEC470	2		1	0.	.00	C					0	0	0	
12	DEC471	2		1	0.	.00	C					0	0	0	
12	DEC477	2		1	0.	.00	C					0	0	0	
12	DEC478	2		1	0.	.00	C					0	0	0	
12	DEC479	2		1	0.	.00	C					0	0	0	
12	DEC480	2		1	0.	.00	C					0	0	0	
12	DEC481	2		1	0.	.00	C					0	0	0	
12	DEC489	2		1	0.	.00	C					0	0	0	
12	DEC490	2		1	0.	.00	C					0	0	0	
12	DEC503	2		1	0.	.00	C					0	0	0	
12	DICD02	2		1	0.	.00	C					0	0	0	
12	DICD03	2		1	0.	.00	C					0	0	0	
12	DICD04	2		1	0.	.00	C					0	0	0	
12	DICD05	2		1	0.	.00	C					0	0	0	
12	DICD06	2		1	0.	.00	C					0	0	0	
12	DICD07	2		1	0.	.00	C					0	0	0	
12	DICD08	2		1	0.	.00	C					0	0	0	
12	DICD09	2		1	0.	.00	C					0	0	0	

(CONTINUED)

AIR FORCE FORM 2712--TASK DEFINITIONS

CARD ID	TASK ID	TASK TYPE	PRI	TASK MEAN	TASK VARIANCE	DURATION	*/#	ASSOC RESOURCE	TASK RESOURCE C QTY	RESOURCES	RESOURCE C QTY	REQUIREMENTS	TRIDIST
12	DICD10	2	1	0.	0.				0		0	0	0
12	DICD13	2	1	0.	0.				0		0	0	0
12	DICD17	2	1	0.	0.				0		0	0	0
12	DICD18	2	1	0.	0.				0		0	0	0
12	DICD19	2	1	0.	0.				0		0	0	0
12	DICD20	2	1	0.	0.				0		0	0	0
12	DICD22	2	1	0.	0.				0		0	0	0
12	DICD24	2	1	0.	0.				0		0	0	0
12	DICD25	2	1	0.	0.				0		0	0	0
12	DICD26	2	1	0.	0.				0		0	0	0
12	DICD28	2	1	0.	0.				0		0	0	0
12	DICD29	2	1	0.	0.				0		0	0	0
12	DICD30	2	1	0.	0.				0		0	0	0
12	DICD31	2	1	0.	0.				0		0	0	0
12	DICD32	2	1	0.	0.				0		0	0	0
12	DICD33	2	1	0.	0.				0		0	0	0
12	DICD34	2	1	0.	0.				0		0	0	0
12	DICD35	2	1	0.	0.				0		0	0	0
12	DICD36	2	1	0.	0.				0		0	0	0
12	DICD38	2	1	0.	0.				0		0	0	0
12	DICD40	2	1	0.	0.				0		0	0	0
12	DMID01	2	1	0.	0.				0		0	0	0
12	DMID02	2	1	0.	0.				0		0	0	0
12	DMID03	2	1	0.	0.				0		0	0	0
12	DMID04	2	1	0.	0.				0		0	0	0
12	DMID05	2	1	0.	0.				0		0	0	0
12	DNF2	2	3	0.	0.		*	NF2	0		0	0	0
12	DSGUN1	3	2	0.	0.		*	20NMO	0		0	0	0
12	D20MH2	3	1	0.	0.		*	20MGO	0		0	0	0
12	D20MH2	3	1	0.	0.				0		0	0	0
12	D20MH2	3	1	0.	0.				0		0	0	0
12	D20MH2	3	1	0.	0.				0		0	0	0
12	EXTRAN	2	1	0.	0.				0		0	0	0
12	EXTRAN	2	1	0.	0.				0		0	0	0
12	FAAD01	2	1	0.	0.				0		0	0	0
12	FAAD02	2	1	0.	0.				0		0	0	0
12	FAAD03	2	1	0.	0.				0		0	0	0
12	FAAD04	2	1	0.	0.				0		0	0	0
12	FAAD05	2	1	0.	0.				0		0	0	0
12	FAAD06	2	1	0.	0.				0		0	0	0
12	FAAD07	2	1	0.	0.				0		0	0	0
12	FAAD08	2	1	0.	0.				0		0	0	0
12	FAAD09	2	1	0.	0.				0		0	0	0
12	FAAD10	2	1	0.	0.				0		0	0	0
12	FAAD11	2	1	0.	0.				0		0	0	0
12	FAAD12	2	1	0.	0.				0		0	0	0

C

(CONTINUED)

AIR FORCE FORM 2712--TASK DEFINITIONS

CARD ID	A	TASK ID	TASK TYPE	PRI	TASK MEAN VARIANCE	DURATION	*/#	ASSOC RESOURCE	TASK RESOURCE C QTY	RESO RESOURCE C QTY	REQUIREMENT S	TRIDIS
12		FABD01	2	1	0.							
12		FABD02	2	1	0.							
12		FABD03	2	1	0.							
12		FABD04	2	1	0.							
12		FABD05	2	1	0.							
12		FABD06	2	1	0.							
12		FABD07	2	1	0.							
12		FABD08	2	1	0.							
12		FABD09	2	1	0.							
12		FABD10	2	1	0.							
12		FABD11	2	1	0.							
12		FABD12	2	1	0.							
12		FCDD01	2	1	0.							
12		FCDD02	2	1	0.							
12		FCDD03	2	1	0.							
12		FCDD04	2	1	0.							
12		FCDD05	2	1	0.							
12		FCDD06	2	1	0.							
12		FCDD07	2	1	0.							
12		FCDD08	2	1	0.							
12		FCDD09	2	1	0.							
12		FCDD10	2	1	0.							
12		FCDD11	2	1	0.							
12		FCDD12	2	1	0.							
12		FCDD13	2	1	0.							
12		FCDD14	2	1	0.							
12		FCDD16	2	1	0.							
12		FCDD17	2	1	0.							
12		FCDD18	2	1	0.							
12		FCDD19	2	1	0.							
12		FCDD20	2	1	0.							
12		FCDD21	2	1	0.							
12		FCDD22	2	1	0.							
12		FCDD23	2	1	0.							
12		FCDD24	2	1	0.							
12		FCDD25	2	1	0.							
12		FCDD26	2	1	0.							
12		FCDD27	2	1	0.							
12		FDPD01	2	1	0.							
12		FDPD02	2	1	0.							
12		FDPD03	2	1	0.							
12		FDPD04	2	1	0.							
12		FDPD05	2	1	0.							
12		FDPD06	2	1	0.							
12		FDPD07	2	1	0.							

(CONTINUED)

AIR FORCE FORM 2712--TASK DEFINITIONS

CARD ID	TASK ID	TASK TYPE	PRI	TASK MEAN VARIANCE	DURATION	*/#	ASSOC RESOURCE	TASK RESOURCE C QTY	RESOURCES	REQUIREMENTS	TRI	DIST
12	FDPD08	2	1	0.								
12	FDPD09	2	1	0.								
12	FDPD10	2	1	0.								
12	FDPD11	2	1	0.								
12	FDPD12	2	1	0.								
12	FDPD13	2	1	0.								
12	FDPD14	2	1	0.								
12	FDPD15	2	1	0.								
12	FDPD16	2	1	0.								
12	FDPD17	2	1	0.								
12	FDUM60	3	1	0.								
12	FDUM62	3	1	0.								
12	FDG000	2	1	0.								
12	FICD01	2	1	0.								
12	FICD02	2	1	0.								
12	FICD03	2	1	0.								
12	FICD04	2	1	0.								
12	FICD05	2	1	0.								
12	FICD06	2	1	0.								
12	FICD07	2	1	0.								
12	FICD08	2	1	0.								
12	FICD09	2	1	0.								
12	FICD10	2	1	0.								
12	FICD11	2	1	0.								
12	FICD12	2	1	0.								
12	FMAD01	2	1	0.								
12	FMAD02	2	1	0.								
12	FMAD03	2	1	0.								
12	FMAD04	2	1	0.								
12	FMAD05	2	1	0.								
12	FMAD06	2	1	0.								
12	FMAD07	2	1	0.								
12	FMAD08	2	1	0.								
12	FMAD09	2	1	0.								
12	FMAD10	2	1	0.								
12	FMAD11	2	1	0.								
12	FMAD12	2	1	0.								
12	FMAD13	2	1	0.								
12	FMAD14	2	1	0.								
12	FMAD15	2	1	0.								
12	FMAD16	2	1	0.								
12	FMAD17	2	1	0.								
12	FMAD18	2	1	0.								
12	FMAD19	2	1	0.								
12	FMAD20	2	1	0.								

(CONTINUED)

AIR FORCE FORM 2712--TASK DEFINITIONS

CARD ID	A	TASK ID	TASK CONT	TASK TYPE	PRI	TASK MEAN	TASK VARIANCE	DURATION	*/#	ASSOC RESOURCE	TASK RESOURCE	RESOURCE C QTY	RESOURCE C QTY	REQUIREMENTS	TRI DIS
12		FMJD21		2	1	0.									
12		FMJD22		2	1	0.									
12		FMJD23		2	1	0.									
12		FMJD24		2	1	0.									
12		FMJD25		2	1	0.									
12		FMJD26		2	1	0.									
12		FNFD200		2	1	0.									
12		FNFD01		2	1	0.									
12		FNFD02		2	1	0.									
12		FNFD03		2	1	0.									
12		FNFD04		2	1	0.									
12		FNFD05		2	1	0.									
12		FNFD06		2	1	0.									
12		FNFD07		2	1	0.									
12		FNFD08		2	1	0.									
12		FNFD09		2	1	0.									
12		FNFD10		2	1	0.									
12		FNFD11		2	1	0.									
12		FNFD12		2	1	0.									
12		FNFD13		2	1	0.									
12		FNFD14		2	1	0.									
12		FNFD15		2	1	0.									
12		FSA01		3	2	0.									
12		FSA02		3	2	0.									
12		FSAB01		3	2	0.									
12		FSAB03		3	2	0.									
12		FSAB04		3	2	0.									
12		FSAB10		3	2	0.									
12		FSAB18		3	2	0.									
12		FSCGUN		3	2	0.									
12		FSCN11		3	2	0.									
12		FSGUN0		3	2	0.									
12		FSGUN7		3	2	0.									
12		FSIC01		3	2	0.									
12		FTTU00		2	1	0.									
12		F11P00		2	1	0.									
12		F12A00		2	1	0.									
12		F13F00		2	1	0.									
12		F13H00		2	1	0.									
12		F14A00		2	1	0.									
12		F23000		2	1	0.									
12		F27000		2	1	0.									
12		F41A00		2	1	0.									
12		F42A00		2	1	0.									
12		F44E00		2	1	0.									

(CONTINUED)

AIR FORCE FORM 2712--TASK DEFINITIONS

CARD ID	TASK A ID	TASK CONT TYPE	PRI	TASK MEAN VARIANCE	DURATION	ASSOC RESOURCE	TASK RESOURCE	RESO C QTY	REQ C QTY	REQUIREMENTS	TRI DIST
----	-----	-----	---	-----	-----	-----	-----	-----	-----	-----	-----
12	F45A00	2	1	0.							
12	F46E00	2	1	0.							
12	F51A00	2	1	0.							
12	F51E00	2	1	0.							
12	F51L00	2	1	0.							
12	F51M00	2	1	0.							
12	F51N00	2	1	0.							
12	F52A00	2	1	0.							
12	F55A00	2	1	0.							
12	F55B00	2	1	0.							
12	F55C00	2	1	0.							
12	F57A00	2	1	0.							
12	F57L00	2	1	0.							
12	F63A00	2	1	0.							
12	F63B00	2	1	0.							
12	F63L00	2	1	0.							
12	F65A00	2	1	0.							
12	F65B00	2	1	0.							
12	F65L00	2	1	0.							
12	F71A00	2	1	0.							
12	F71B00	2	1	0.							
12	F71C00	2	1	0.							
12	F71D00	2	1	0.							
12	F71F00	2	1	0.							
12	F71L00	2	1	0.							
12	F74E00	2	1	0.							
12	F74F00	2	1	0.							
12	F74J00	2	1	0.							
12	F74K00	2	1	0.							
12	F74L00	2	1	0.							
12	F75M00	2	1	0.							
12	F76C00	2	1	0.							
12	FTS129	2	1	0.							
12	FTS131	2	1	0.							
12	FTS171	2	1	0.							
12	FTS177	2	1	0.							
12	FTS179	2	1	0.							
12	FTS180	2	1	0.							
12	FTS190	2	1	0.							
12	FTS205	2	1	0.							
12	FTS206	2	1	0.							
12	FTS234	2	1	0.							
12	FTS235	2	1	0.							
12	FTS236	2	1	0.							
12	FTS263	2	1	0.							

(CONTINUED)

AIR FORCE FORM 2712--TASK DEFINITIONS

CARD ID	TASK ID	CONT	TASK TYPE	PRI	TASK MEAN	VARIANCE	DURATION	#/ASSOC	RESOURCE	TASK RESOURCE	RESOURCES	REQ	QUANTITY	REMENTS	TR
12	FTS267		2	1	0.										
12	FTS274		2	1	0.										
12	FTS296		2	1	0.										
12	FTS326		2	1	0.										
12	FTS327		2	1	0.										
12	FTS332		2	1	0.										
12	FTS385		2	1	0.										
12	FTS393		2	1	0.										
12	FTS802		2	1	0.										
12	FTS414		2	1	0.										
12	FTS415		2	1	0.										
12	FTS416		2	1	0.										
12	FTS417		2	1	0.										
12	FTS418		2	1	0.										
12	FTS419		2	1	0.										
12	FTS420		2	1	0.										
12	FTS421		2	1	0.										
12	FTS422		2	1	0.										
12	FTS424		2	1	0.										
12	FTS428		2	1	0.										
12	FTS429		2	1	0.										
12	FTS430		2	1	0.										
12	FTS431		2	1	0.										
12	FTS433		2	1	0.										
12	FTS434		2	1	0.										
12	FTS435		2	1	0.										
12	FTS437		2	1	0.										
12	FTS438		2	1	0.										
12	FTS439		2	1	0.										
12	FTS442		2	1	0.										
12	FTS444		2	1	0.										
12	FTS445		2	1	0.										
12	FTS446		2	1	0.										
12	FTS447		2	1	0.										
12	FTS448		2	1	0.										
12	FTS449		2	1	0.										
12	FTS450		2	1	0.										
12	FTS451		2	1	0.										
12	FTS453		2	1	0.										
12	FTS454		2	1	0.										
12	FTS455		2	1	0.										
12	FTS457		2	1	0.										
12	FTS458		2	1	0.										
12	FTS459		2	1	0.										
12	FTS460		2	1	0.										

(CONTINUED)

AIR FORCE FORM 2712--TASK DEFINITIONS

CARD ID	TASK ID	TASK TYPE	PRI	TASK MEAN	TASK VARIANCE	TASK DURATION	TASK DIST	ASSOC RESOURCE	TASK RESOURCE	RESOURCES	RESOURCE C QTY	REQUIREMENTS	RESOURCE C QTY	TRIDIST
12	FTS461	2	1	0.0										
12	FTS462	2	1	0.0										
12	FTS463	2	1	0.0										
12	FTS464	2	1	0.0										
12	FTS465	2	1	0.0										
12	FTS466	2	1	0.0										
12	FTS467	2	1	0.0										
12	FTS468	2	1	0.0										
12	FTS469	2	1	0.0										
12	FTS470	2	1	0.0										
12	FTS471	2	1	0.0										
12	FTS477	2	1	0.0										
12	FTS478	2	1	0.0										
12	FTS479	2	1	0.0										
12	FTS480	2	1	0.0										
12	FTS481	2	1	0.0										
12	FTS489	2	1	0.0										
12	FTS490	2	1	0.0										
12	FTS503	2	1	0.0										
12	GAAIM9	3	1	.3H	.09H	L			431X1	0	3		0	0
12	GASCKO	3	1	.3H	.09H	L			431X1	1	1	GENAV	0	0
12	GASF15	3	1	0.0						0	0		0	0
12	G11PD0	2	3	0.0						0	0		0	0
12	G12ABB	2	3	0.0						0	0		0	0
12	G13FA0	2	3	0.0						0	0		0	0
12	G13HA0	2	3	0.0						0	0		0	0
12	G14AAA	2	3	0.0						0	0		0	0
12	G14AA0	2	3	0.0						0	0		0	0
12	G14AFD	2	3	0.0						0	0		0	0
12	G23A00	2	3	0.0				23A00		0	0		0	0
12	G23B00	2	3	0.0				23B00		0	0		0	0
12	G23C00	2	3	0.0				23C00		0	0		0	0
12	G23G00	2	3	0.0				23G00		0	0		0	0
12	G23000	2	3	0.0				23000		0	0		0	0
12	G231AA	2	3	0.0						0	0		0	0
12	G231AB	2	3	0.0				231AC		0	0		0	0
12	G231AC	2	3	0.0						0	0		0	0
12	G231AG	2	3	0.0				231AM		0	0		0	0
12	G231AM	2	3	0.0						0	0		0	0
12	G231A1	2	1	0.0						0	0		0	0
12	G4AIM7	3	1	0.0				4AIM7		0	0		0	0
12	G4AIM9	3	1	0.0				4AIM9		0	0		0	0
12	G41AAC	2	3	0.0						0	0		0	0
12	G41AAU	2	3	0.0						0	0		0	0
12	G41ABL	2	3	0.0						0	0		0	0

(CONTINUED)

AIR FORCE FORM 2712--TASK DEFINITIONS

CARD ID	TASK A ID	TASK CONT	TASK TYPE	PRI	TASK MEAN VARIANCE	TASK DURATION	ASSOC #/	RESOURCE	TASK RESOURCE	RESOURCE C QTY	RESOURCE C QTY	REQUIREMENTS	TRI DIST
12	G42AF0		2	3	0.	0.				0	0	0	
12	G44EA0		2	3	0.	0.				0	0	0	
12	G44EC0		2	3	0.	0.				0	0	0	
12	G45AB0		2	3	0.	0.				0	0	0	
12	G46EB0		2	3	0.	0.				0	0	0	
12	G46EDA		2	3	0.	0.				0	0	0	
12	G51AD0		2	3	0.	0.				0	0	0	
12	G51AE0		2	3	0.	0.				0	0	0	
12	G51AF0		2	3	0.	0.				0	0	0	
12	G51AG0		2	3	0.	0.				0	0	0	
12	G51AH0		2	3	0.	0.				0	0	0	
12	G51AJ0		2	3	0.	0.				0	0	0	
12	G51AK0		2	3	0.	0.				0	0	0	
12	G51AM0		2	3	0.	0.				0	0	0	
12	G51EA0		2	3	0.	0.				0	0	0	
12	G51ED0		2	3	0.	0.				0	0	0	
12	G51NA0		2	3	0.	0.				0	0	0	
12	G51NB0		2	3	0.	0.				0	0	0	
12	G52AA0		2	3	0.	0.				0	0	0	
12	G52AB0		2	3	0.	0.				0	0	0	
12	G52AH0		2	3	0.	0.				0	0	0	
12	G55AC0		2	3	0.	0.				0	0	0	
12	G55AE0		2	3	0.	0.				0	0	0	
12	G55CA0		2	3	0.	0.				0	0	0	
12	G57AA0		2	3	0.	0.				0	0	0	
12	G63AA0		2	3	0.	0.				0	0	0	
12	G63AG0		2	3	0.	0.				0	0	0	
12	G63BC0		2	3	0.	0.				0	0	0	
12	G63BD0		2	3	0.	0.				0	0	0	
12	G63BE0		2	3	0.	0.				0	0	0	
12	G63BF0		2	3	0.	0.				0	0	0	
12	G63BH0		2	3	0.	0.				0	0	0	
12	G65AA0		2	3	0.	0.				0	0	0	
12	G65BA0		2	3	0.	0.				0	0	0	
12	G65BH0		2	3	0.	0.				0	0	0	
12	G71AE0		2	3	0.	0.				0	0	0	
12	G71AF0		2	3	0.	0.				0	0	0	
12	G71AK0		2	3	0.	0.				0	0	0	
12	G71BD0		2	3	0.	0.				0	0	0	
12	G71CA0		2	3	0.	0.				0	0	0	
12	G71DA0		2	3	0.	0.				0	0	0	
12	G71FA0		2	3	0.	0.				0	0	0	
12	G71FB0		2	3	0.	0.				0	0	0	
12	G71FC0		2	3	0.	0.				0	0	0	
12	G71FE0		2	3	0.	0.				0	0	0	

(CONTINUED)

AIR FORCE FORM 2712--TASK DEFINITIONS

CARD ID	TASK ID	TASK TYPE	PRI	TASK MEAN	TASK VARIANCE	DURATION	ASSOC RESOURCE	TASK RESOURCE	RESOURCE C QTY	RESOURCE C QTY	RESOURCE C QTY	REQUIREMENTS	TRI DIST
12	G74EB0	2	3	0.	0.				0	0		0	
12	G74FA0	2	3	0.	0.				0	0		0	
12	G74FC0	2	3	0.	0.				0	0		0	
12	G74FF0	2	3	0.	0.				0	0		0	
12	G74FH0	2	3	0.	0.				0	0		0	
12	G74FJ0	2	3	0.	0.				0	0		0	
12	G74FQ0	2	3	0.	0.				0	0		0	
12	G74FS0	2	3	0.	0.				0	0		0	
12	G74FU0	2	3	0.	0.				0	0		0	
12	G74JA0	2	3	0.	0.				0	0		0	
12	G74JC0	2	3	0.	0.				0	0		0	
12	G74KA0	2	3	0.	0.				0	0		0	
12	G74KC0	2	3	0.	0.				0	0		0	
12	G74KE0	2	3	0.	0.				0	0		0	
12	G75MA0	2	3	0.	0.				0	0		0	
12	G75MC0	2	3	0.	0.				0	0		0	
12	G76CA0	2	3	0.	0.				0	0		0	
12	HC0D08	2	1	3.5H	1.01H	L		326D1	2	2	COD08	0	
12	HC0D10	2	1	1.5H	.43H	L		326D1	2	2	COD10	0	
12	HC0D12	2	1	2.0H	.58H	L		326D1	2	2	COD12	0	
12	HC0D13	2	1	2.0H	.58H	L		326D1	2	2	COD13	0	
12	HC0D20	2	1	2.0H	.58H	L		326D1	2	2	COD20	0	
12	HDPD10	2	1	2.0H	.58H	L		326D1	2	2	DPD10	0	
12	HDPD11	2	1	2.0H	.58H	L		326D1	2	2	DPD11	0	
12	HDPD13	2	1	2.0H	.58H	L		326D1	2	2	DPD13	0	
12	HDPD17	2	1	2.0H	.58H	L		326D1	2	2	DPD17	0	
12	H0UM60	3	1	0. H	0.	C			0	0		0	
12	H0UM62	3	1	0. H	0.	C			0	0		0	
12	HMWD03	2	1	7.8H	2.26H	L		326D1	2	2	MWD03	0	
12	HMWD04	2	1	2.0H	.58H	L		326D1	2	2	MWD04	0	
12	HMWD06	2	1	2.0H	.58H	L		326D1	2	2	MWD06	0	
12	HMWD11	2	1	2.0H	.58H	L		326D1	2	2	MWD11	0	
12	HMWD13	2	1	3.0H	.87H	L		326D1	2	2	MWD13	0	
12	HMWD14	2	1	2.0H	.58H	L		326D1	2	2	MWD14	0	
12	HMWD19	2	1	2.0H	.58H	L		326D1	2	2	MWD19	0	
12	HMWD25	2	1	1.2H	.35H	L		326D1	2	2	MWD25	0	
12	HMWD26	2	1	2.0H	.58H	L		326D1	2	2	MWD26	0	
12	H11P01	2	1	2.0H	.58H	L		326B2	2	2		0	
12	H12A00	2	1	1.0H	.29H	L		326A2	2	2		0	
12	H13H00	2	1	2.1H	.61H	L		423X0	2	2		0	
12	H14A00	2	3	3.4H	.99H	L		326B2	2	2		0	
12	H14A01	2	1	.5H	.14H	L		326A2	2	2	D60	0	
12	H14A02	2	1	2.7H	.78H	L		423X4	2	2	D60	0	
12	H14A04	2	1	5.0H	1.45H	L		431R1	2	2	TU22B	0	
12	H23000	2	1	.5H	.14H	L		426X2	2	2	D60	0	

(CONTINUED)

AIR FORCE FORM 2712--TASK DEFINITIONS

CARD ID	TASK ID	TASK TYPE	PRI	TASK MEAN	TASK VARIANCE	DURATION	ASSOC RESOURCE	TASK RESOURCE	RESOURCES	REQD	REMENTS	TRI
*****	*****	*****	*****	*****	*****	*****	*****	*****	*****	*****	*****	*****
12	H23006	2	1	1.0H	.29H	L	431R1	2	0	0	0	0
12	H23007	2	1	1.3H	.38H	L	326B2	2	0	0	0	0
12	H41A00	2	1	2.9H	.84H	L	423X1	2	0	0	0	0
12	H41A01	2	1	1.0H	.29H	L	423X4	2	0	0	0	0
12	H42A00	2	3	1.8H	.52H	L	423X0	2	1	0	0	0
12	H45A00	2	1	1.1H	.32H	L	423X4	2	1	0	0	0
12	H46E00	2	1	1.1H	.32H	L	326B2	2	1	0	0	0
12	H46E02	2	1	1.1H	.32H	L	423X3	2	0	0	0	0
12	H51A00	2	1	.9H	.26H	L	326B2	2	1	0	0	0
12	H51E00	2	1	.8H	.23H	L	326B2	2	1	0	0	0
12	H51M00	2	1	1.0H	.29H	L	326B2	2	1	0	0	0
12	H51N00	2	1	.8H	.23H	L	326B2	2	1	0	0	0
12	H52A00	2	1	1.0H	.29H	L	326B2	2	1	0	0	0
12	H55A00	2	1	.4H	.12H	L	326B2	2	1	0	0	0
12	H55B00	2	3	.6H	.17H	L	326B2	2	1	0	0	0
12	H55C01	2	1	.3H	.09H	L	326B2	2	1	0	0	0
12	H57A00	2	1	1.0H	.29H	L	326A2	2	1	0	0	0
12	H63A00	2	1	.8H	.23H	L	326C2	2	1	0	0	0
12	H63B00	2	1	.6H	.17H	L	326C2	2	1	0	0	0
12	H65A00	2	1	.8H	.23H	L	326C2	2	1	0	0	0
12	H65B00	2	1	.8H	.23H	L	326C2	2	1	0	0	0
12	H65B01	2	1	.8H	.23H	L	423X5	2	1	0	0	0
12	H71A00	2	1	1.3H	.38H	L	326A2	2	1	0	0	0
12	H71B00	2	1	1.0H	.29H	L	326C2	2	1	0	0	0
12	H71C00	2	1	.8H	.23H	L	326C2	2	1	0	0	0
12	H71D00	2	1	.9H	.26H	L	326C2	2	1	0	0	0
12	H71F00	2	1	1.3H	.38H	L	326A2	2	1	0	0	0
12	H74E00	2	1	.8H	.23H	L	326A2	2	1	0	0	0
12	H74F00	2	1	1.1H	.32H	L	326A2	2	1	0	0	0
12	H74J00	2	1	.9H	.26H	L	326A2	2	1	0	0	0
12	H74K00	2	1	.9H	.26H	L	326A2	2	1	0	0	0
12	H75M01	2	1	1.6H	.46H	L	5C2W0	2	1	0	0	0
12	H75C00	2	1	.9H	.26H	L	326C2	2	1	0	0	0
12	IAAB00	2	3	4.0H	1.16H	L	423X5	1	0	0	0	0
12	JAC2F0	2	1	0.	0.	L		0	0	0	0	0
12	JASTER	2	3	0.	0.			0	0	0	0	0
12	JBLANK	2	1	0.	0.			0	0	0	0	0
12	JBLAN7	2	1	0.	0.			0	0	0	0	0
12	JBLAN8	2	1	0.	0.			0	0	0	0	0
12	JBLAN9	2	1	0.	0.			0	0	0	0	0
12	JBLA10	2	1	0.	0.			0	0	0	0	0
12	JBLA13	2	1	0.	0.			0	0	0	0	0
12	JBLA14	2	1	0.	0.			0	0	0	0	0
12	JBLA15	2	1	0.	0.			0	0	0	0	0
12	JBLA16	2	1	0.	0.			0	0	0	0	0

* ASTER

TU228

(CONTINUED)

AIR FORCE FORM 2712--TASK DEFINITIONS

CARD ID	TASK ID	TASK TYPE	PRI	TASK MEAN	TASK VARIANCE	DURATION	ASSOC RESOURCE	TASK RESOURCE	RESO C QTY	REQUIRE C QTY	TRIS DIST
12	JBLA23	2	1	0.	0.				0	0	0
12	JBLA24	2	1	0.	0.				0	0	0
12	JCKGUN	3	1	.4H	.12H	L		462G0	2	0	0
12	JCODES	3	1	.5H	.14H	L		326C2	2	0	0
12	JDELMS	3	1	.5H	.14H	L	DELMS	461S0	2	0	0
12	JDPREP	2	1	1.0H	.29H	L		426X2	4	0	0
12	JDUARMY	2	1	0.	0.				0	0	0
12	JDUARM1	2	1	0.	0.				0	0	0
12	JDUARM2	2	1	0.	0.				0	0	0
12	JDUARM3	2	1	0.	0.				0	0	0
12	JDUARM4	2	1	0.	0.				0	0	0
12	JDUARM5	2	1	0.	0.				0	0	0
12	JDUARM6	2	1	0.	0.				0	0	0
12	JDUARM7	2	1	0.	0.				0	0	0
12	JDUARM8	2	1	0.	0.				0	0	0
12	JDUARM9	2	1	0.	0.				0	0	0
12	JDUARM10	2	1	0.	0.				0	0	0
12	JDUARM11	2	1	0.	0.				0	0	0
12	JDUARM12	2	1	0.	0.				0	0	0
12	JDUARM13	2	1	0.	0.				0	0	0
12	JDUARM14	2	1	0.	0.				0	0	0
12	JDUARM15	2	1	0.	0.				0	0	0
12	JDUARM16	2	1	0.	0.				0	0	0
12	JDUARM17	2	1	0.	0.				0	0	0
12	JDUARM18	2	1	0.	0.				0	0	0
12	JDUARM19	2	1	0.	0.				0	0	0
12	JDUARM20	2	1	0.	0.				0	0	0
12	JDUARM21	2	1	0.	0.				0	0	0
12	JDUARM22	2	1	0.	0.				0	0	0
12	JDUARM23	2	1	0.	0.				0	0	0
12	JDUARM24	2	1	0.	0.				0	0	0
12	JDUARM25	2	1	0.	0.				0	0	0
12	JDUARM26	2	1	0.	0.				0	0	0
12	JDUARM27	2	1	0.	0.				0	0	0
12	JDUARM28	2	1	0.	0.				0	0	0
12	JDUARM29	2	1	0.	0.				0	0	0
12	JDUARM30	2	1	0.	0.				0	0	0
12	JDUARM31	2	1	0.	0.				0	0	0
12	JDUARM32	2	1	0.	0.				0	0	0
12	JDUARM33	2	1	0.	0.				0	0	0
12	JETCKO	3	1	.3H	.09H	L		462L0	1	0	0
12	JETCK1	3	1	.3H	.09H	L		431X1	2	0	0
12	JEORG1	3	1	.1H	.01H	L		431E1	2	3	0
12	JEORIN	3	1	.1H	.03H	L		462E0	3	0	0
12	JFUEL4	2	3	.5H	.14H	L		426X2	2	0	0

AIR FORCE FORM 2712--TASK DEFINITIONS (CONTINUED)

CARD ID	TASK A ID	TASK CONT	TASK TYPE	PRI	TASK MEAN	TASK VARIANCE	DURATION	ASSOC RESOURCE	TASK RESOURCE	RESOURCES	REQD CQTY	REQUIREMENTS	TRI DIST
----	-----	-----	-----	---	-----	-----	-----	-----	-----	-----	-----	-----	-----
12	JN00K		2	3	.7H	.20H	L		426X2	4	0	0	
12	JLANHI		3	1	1.3H	.38H	L		431X1	1	1	0	
12	JLEKCK		2	1	1.0H	.29H	L		426X2	3	0	0	
12	JLOXSV		3	1	1.0H	.29H	L		431X1	2	0	0	
12	JNOTS		2	1	0.	0.				0	0	0	
12	JNOTSK		2	1	0.	0.				0	0	0	
12	JNOX		2	1	0.	0.				0	0	0	
12	JNOOPS		2	1	0.	0.				0	0	0	
12	JN0118		2	3	0.	0.				0	0	0	
12	JN0119		2	3	0.	0.				0	0	0	
12	JN0120		2	3	0.	0.				0	0	0	
12	JN0140		2	3	0.	0.				0	0	0	
12	JN0141		2	3	0.	0.				0	0	0	
12	JN0142		2	3	0.	0.				0	0	0	
12	JN0143		2	3	0.	0.				0	0	0	
12	JN0144		2	3	0.	0.				0	0	0	
12	JN0145		2	3	0.	0.				0	0	0	
12	JN0149		2	3	0.	0.				0	0	0	
12	JN0151		2	3	0.	0.				0	0	0	
12	JN0152		2	3	0.	0.				0	0	0	
12	JN0154		2	3	0.	0.				0	0	0	
12	JN0155		2	3	0.	0.				0	0	0	
12	JN0156		2	3	0.	0.				0	0	0	
12	JN0157		2	3	0.	0.				0	0	0	
12	JN0158		2	3	0.	0.				0	0	0	
12	JN0166		2	3	0.	0.				0	0	0	
12	JN0167		2	3	0.	0.				0	0	0	
12	JN0185		2	3	0.	0.				0	0	0	
12	JN0186		2	3	0.	0.				0	0	0	
12	JN0187		2	3	0.	0.				0	0	0	
12	JN0188		2	3	0.	0.				0	0	0	
12	JN0189		2	3	0.	0.				0	0	0	
12	JN0190		2	3	0.	0.				0	0	0	
12	JN0191		2	3	0.	0.				0	0	0	
12	JN0192		2	3	0.	0.				0	0	0	
12	JN0193		2	3	0.	0.				0	0	0	
12	JN0194		2	3	0.	0.				0	0	0	
12	JN0195		2	3	0.	0.				0	0	0	
12	JN0196		2	3	0.	0.				0	0	0	
12	JN0198		2	3	0.	0.				0	0	0	
12	JN0199		2	3	0.	0.				0	0	0	
12	JN0200		2	3	0.	0.				0	0	0	
12	JN0201		2	3	0.	0.				0	0	0	
12	JN0202		2	3	0.	0.				0	0	0	
12	JN0203		2	3	0.	0.				0	0	0	

(CONTINUED)

AIR FORCE FORM 2712--TASK DEFINITIONS

CARD ID	TASK A ID	TASK TYPE	PRI	TASK MEAN VARIANCE	DURATION	*/#	ASSOC RESOURCE	TASK RESOURCE	RESO C QTY	RESOURCE	REQTY	RESOURCE	ELEMENTS C QTY	TRI DIST
12	JN0223	2	3	0.	0.				0	0	0	0	0	0
12	JN0224	2	3	0.	0.				0	0	0	0	0	0
12	JN0225	2	3	0.	0.				0	0	0	0	0	0
12	JN0226	2	3	0.	0.				0	0	0	0	0	0
12	JN0227	2	3	0.	0.				0	0	0	0	0	0
12	JN0228	2	3	0.	0.				0	0	0	0	0	0
12	JN0229	2	3	0.	0.				0	0	0	0	0	0
12	JN0230	2	3	0.	0.				0	0	0	0	0	0
12	JN0269	2	3	0.	0.				0	0	0	0	0	0
12	JN0270	2	3	0.	0.				0	0	0	0	0	0
12	JN0271	2	3	0.	0.				0	0	0	0	0	0
12	JN0272	2	3	0.	0.				0	0	0	0	0	0
12	JN0273	2	3	0.	0.				0	0	0	0	0	0
12	JN0274	2	3	0.	0.				0	0	0	0	0	0
12	JN0275	2	3	0.	0.				0	0	0	0	0	0
12	JN0276	2	3	0.	0.				0	0	0	0	0	0
12	JN0277	2	3	0.	0.				0	0	0	0	0	0
12	JN0278	2	3	0.	0.				0	0	0	0	0	0
12	JN0279	2	3	0.	0.				0	0	0	0	0	0
12	JN0280	2	3	0.	0.				0	0	0	0	0	0
12	JN0281	2	3	0.	0.				0	0	0	0	0	0
12	JN0291	2	3	0.	0.				0	0	0	0	0	0
12	JN0292	2	3	0.	0.				0	0	0	0	0	0
12	JN0293	2	3	0.	0.				0	0	0	0	0	0
12	JN0294	2	3	0.	0.				0	0	0	0	0	0
12	JN0295	2	3	0.	0.				0	0	0	0	0	0
12	JN0296	2	3	0.	0.				0	0	0	0	0	0
12	JN0297	2	3	0.	0.				0	0	0	0	0	0
12	JN0298	2	3	0.	0.				0	0	0	0	0	0
12	JN0299	2	3	0.	0.				0	0	0	0	0	0
12	JN0300	2	3	0.	0.				0	0	0	0	0	0
12	JN0301	2	3	0.	0.				0	0	0	0	0	0
12	JN0302	2	3	0.	0.				0	0	0	0	0	0
12	JN0303	2	3	0.	0.				0	0	0	0	0	0
12	JN0304	2	3	0.	0.				0	0	0	0	0	0
12	JN0305	2	3	0.	0.				0	0	0	0	0	0
12	JN0306	2	3	0.	0.				0	0	0	0	0	0
12	JN0307	2	3	0.	0.				0	0	0	0	0	0
12	JN0308	2	3	0.	0.				0	0	0	0	0	0
12	JN0309	2	3	0.	0.				0	0	0	0	0	0
12	JN0310	2	3	0.	0.				0	0	0	0	0	0
12	JN0311	2	3	0.	0.				0	0	0	0	0	0
12	JN0312	2	3	0.	0.				0	0	0	0	0	0
12	JN0997	2	3	0.	0.				0	0	0	0	0	0
12	JN0998	2	3	0.	0.				0	0	0	0	0	0

(CONTINUED)

AIR FORCE FORM 2712--TASK DEFINITIONS

CARD ID	TASK ID	TASK	CONT	TASK TYPE	PRI	TASK MEAN	TASK VARIANCE	DURATION	TASK DIST	ASSOC RESOURCE	TASK RESOURCE	RESO C QTY	RESOURCE C QTY	REQUIREMENTS	TRIDIST
12	JPARK0	3		3	1	.3H	.09H	L		431X1	2	0	0	0	0
12	JPFDEL	3		3	1	.2H	.06H	L		426X2	0	0	0	0	0
12	JPREPO	2		2	1	1.0H	.29H	L		431X1	4	0	0	0	0
12	JPRFLO	3		3	1	1.5H	.43H	L		431X1	1	1	0	0	0
12	JPRLCO	3		3	1	.6H	.17H	L		462W0	2	0	0	0	0
12	JPSTM1	2		2	3	6.0H	1.74H	L		426X2	4	0	0	0	0
12	JPOSTM	2		2	1	8.0H	2.32H	L		426X2	4	0	0	0	0
12	JPOST1	3		3	1	2.1H	.69H	L		431X1	1	0	0	0	0
12	JRELE	2		2	3	.8H	.23H	L		426X2	4	0	0	0	0
12	JROLBK	2		2	1	1.0H	.29H	L		426X2	4	0	0	0	0
12	JTAXIN	3		3	1	.2H	.02H	L			0	0	0	0	0
12	JTAXIO	3		3	1	.2H	.02H	L			0	0	0	0	0
12	JTFDEL	3		3	1	.2H	.06H	L			0	0	0	0	0
12	JTHRUF	3		3	1	1.5H	.43H	L		431X1	1	0	0	0	0
12	JTRIM1	2		2	3	3.0H	.87H	L		426X2	4	0	0	0	0
12	JTRIM2	2		2	3	.5H	.14H	L		426X2	4	0	0	0	0
12	JTRIM3	2		2	3	3.0H	.87H	L		426X2	4	0	0	0	0
12	JTRIM4	2		2	3	3.0H	.87H	L		426X2	4	0	0	0	0
12	JTRIM5	2		2	3	.5H	.14H	L		426X2	4	0	0	0	0
12	JTRIM6	2		2	3	.5H	.14H	L		426X2	4	0	0	0	0
12	JTRIM7	2		2	3	2.0H	.58H	L		426X2	4	0	0	0	0
12	JTRIM8	2		2	3	3.0H	.87H	L		426X2	4	0	0	0	0
12	JTRIM9	2		2	3	3.0H	.87H	L		426X2	4	0	0	0	0
12	JTRM10	2		2	3	2.0H	.58H	L		426X2	4	0	0	0	0
12	JTRM11	2		2	3	3.0H	.87H	L		426X2	4	0	0	0	0
12	JTRM12	2		2	3	3.0H	.87H	L		426X2	4	0	0	0	0
12	JTSTCL	2		2	1	4.6H	1.33H	L		426T2	4	0	0	0	0
12	JTOWBK	3		3	1	.5H	.14H	L		431X1	5	0	0	0	0
12	JTOW1	3		3	1	.6H	.17H	L		426X2	2	0	0	0	0
12	JWXCNX	3		3	1	0.	0.	L			0	0	0	0	0
12	JWXDEL	3		3	1	.2H	.06H	L			0	0	0	0	0
12	JOPCK1	2		2	3	1.0H	.29H	L		426X2	3	0	0	0	0
12	J00000	3		3	1	0.	0.	L			0	0	0	0	0
12	J00004	2		2	3	0.	0.	L			0	0	0	0	0
12	J00030	2		2	1	0.	0.	L			0	0	0	0	0
12	KAAD04	2		2	3	3.0H	.87H	L		AAD04	1	0	0	0	0
12	KAAD05	2		2	3	3.0H	.87H	L		AAD05	1	0	0	0	0
12	KAAD06	2		2	3	3.0H	.87H	L		AAD06	1	0	0	0	0
12	KAAD07	2		2	3	3.0H	.87H	L		AAD07	1	0	0	0	0
12	KABD02	2		2	3	3.0H	.87H	L		ABC02	1	0	0	0	0
12	KABD05	2		2	3	3.0H	.87H	L		ABD05	1	0	0	0	0
12	KABD06	2		2	3	3.0H	.87H	L		ABD06	1	0	0	0	0
12	KABD07	2		2	3	3.0H	.87H	L		ABD07	1	0	0	0	0
12	KABD10	2		2	3	6.0H	1.74H	L		ABD10	1	0	0	0	0
12	KC0D03	2		2	3	3.0H	.87H	L		C0D03	1	0	0	0	0

(CONTINUED)

AIR FORCE FORM 2712--TASK DEFINITIONS

CARD ID	TASK ID	TASK TYPE	PRI	TASK MEAN	DURATION VARIANCE	TASK DIST	*/#	ASSOC RESOURCE	TASK RESOURCE	RESO C QTY	RESOURCE C QTY	REQUIREMENTS	TRIDIST
12	KC0D04	2	3	4.0H	1.16H	L	*	C0D04	324X0	1	0	0	
12	KC0D05	2	3	4.0H	1.16H	L	*	C0D05	324X0	1	0	0	
12	KC0D10	2	3	3.0H	.87H	L	*	C0D10	324X0	1	0	0	
12	KC0D13	2	3	3.5H	1.01H	L	*	C0D13	324X0	1	0	0	
12	KC0D14	2	3	3.0H	.87H	L	*	C0D14	324X0	1	0	0	
12	KC0D16	2	3	4.0H	1.16H	L	*	C0D16	324X0	1	0	0	
12	KC0D17	2	3	3.0H	.87H	L	*	C0D17	324X0	1	0	0	
12	KC0D20	2	3	4.0H	1.16H	L	*	C0D20	324X0	1	0	0	
12	KC0D21	2	3	3.0H	.87H	L	*	C0D21	324X0	1	0	0	
12	KPD001	2	3	3.0H	.87H	L	*	DPD01	324X0	1	0	0	
12	KPD010	2	3	3.5H	1.01H	L	*	DPD10	324X0	1	0	0	
12	KPD011	2	3	4.0H	1.16H	L	*	DPD11	324X0	1	0	0	
12	KPD014	2	3	4.0H	1.16H	L	*	DPD14	324X0	1	0	0	
12	KPD015	2	3	3.0H	.87H	L	*	DPD15	324X0	1	0	0	
12	KICD01	2	3	3.0H	.87H	L	*	ICD01	324X0	1	0	0	
12	KICD07	2	3	3.0H	.87H	L	*	ICD07	324X0	1	0	0	
12	KICD08	2	3	3.0H	.87H	L	*	ICD08	324X0	1	0	0	
12	KICD09	2	3	3.0H	.87H	L	*	ICD09	324X0	1	0	0	
12	KMWD04	2	3	3.5H	1.01H	L	*	MWD04	324X0	1	0	0	
12	KMWD06	2	3	4.0H	1.16H	L	*	MWD06	324X0	1	0	0	
12	KMWD10	2	3	3.0H	.87H	L	*	MWD10	324X0	1	0	0	
12	KMWD11	2	3	5.0H	1.45H	L	*	MWD11	324X0	1	0	0	
12	KMWD12	2	3	2.0H	.58H	L	*	MWD12	324X0	1	0	0	
12	KMWD13	2	3	3.0H	.87H	L	*	MWD13	324X0	1	0	0	
12	KMWD14	2	3	3.5H	1.01H	L	*	MWD14	324X0	1	0	0	
12	KMWD16	2	3	4.0H	1.16H	L	*	MWD16	324X0	1	0	0	
12	KMWD19	2	3	4.0H	1.16H	L	*	MWD19	324X0	1	0	0	
12	KNID02	2	3	3.0H	.87H	L	*	NID02	324X0	1	0	0	
12	KNID03	2	3	3.0H	.87H	L	*	NID03	324X0	1	0	0	
12	KNID04	2	3	3.0H	.87H	L	*	NID04	324X0	1	0	0	
12	KNID05	2	3	3.0H	.87H	L	*	NID05	324X0	1	0	0	
12	KNID09	2	3	6.0H	1.74H	L	*	NID09	324X0	1	0	0	
12	KNID12	2	3	2.5H	.72H	L	*	NID12	324X0	1	0	0	
12	KNID13	2	3	3.0H	.87H	L	*	NID13	324X0	1	0	0	
12	KNID14	2	3	15.0H	4.35H	L	*	NID14	324X0	1	0	0	
12	K13HA0	2	3	1.5H	.43H	L	*						
12	K13HA0	2											
12	K13HA0	2											
12	K13HA0	2											
12	K13HA0	2											
12	K14AAA	2											
12	K14AAA	2											
12	K14ABA	2											
12	K23B*0	2					*	23B*0	426X2	2	0	0	
12	K23BL0	2					*	23BL0	426X2	3	0	0	

DTS01 X
DPD13
DPD14
DPD09
ICTS1 X
ICD12

DPD07
DPD10
DPD15
DPD08
DPD17
ICD07
ICD02

(CONTINUED)

AIR FORCE FORM 2712--TASK DEFINITIONS

CARD ID	TASK A ID	TASK ID	CONT	TASK TYPE	PRI	TASK MEAN	VARIANCE	DURATION	TASK DIST	ASSOC RESOURCE	TASK RESOURCE	RES QTY	URC RESOURCE	REQ QTY	ITEMS RESOURCE	TRIDIST
12	K238M0			2	3	31.5H	9.13H	L	L	238M0	426X2	3	ICD07	0		
12	K238N0			2	3	31.5H	9.13H	L	L	238N0	426X2	2	ICD02	0		
12	K23C*0			2	3	24.0H	6.96H	L	L	23C*0	426X2	2	ICD01	0		
12	K23FB0			2	3	1.6H	.46H	L	L	23FB0	426X2	2	ICD03	0		
12	K231AB			2	3	1.0H	.29H	L	L		326C1	1	ICD07	1	ICTS1	X
12	K231AB		C								ICD03	1	ICD02	1	ICD06	
12	K231AB		C								ICD11	1	ICD12	1		
12	K231AC		C				.29H	L	L		326C1	2	ICD01	1	ICTS1	X
12	K231AC		C								ICD07	1	ICD03	1	ICD06	
12	K231AC		C								ICD12	1		0		
12	K231AG		C				.43H	L	L		326C1	1	ICD01	1	ICTS1	X
12	K231AG		C								ICD07	1	ICD03	1	ICD02	
12	K231AG		C				.38H	L	L		ICD06	1	ICD12	1		
12	K231AM		C								326C1	1	ICD01	1	ICTS1	X
12	K41AAC		C				.43H	L	L		ICD07	1	ICD03	1	ICD06	
12	K41AAC		C								326D1	2	ICD01	1	CTS01	X
12	K41AAC		C								COD11	1	COD26	1	COD09	
12	K41AAC		C								COD20	1	COD13	1	COD02	
12	K41AAC		C								COD21	1	COD19	1	COD14	
12	K41AAC		C								COD16	1	COD17	1	COD08	
12	K42ADA		C				1.01H	L	L		COD27	1		0		
12	K42ADA		C				2.0H	L	L		423X0	2		0		
12	K42AF0		C				.58H	L	L		423X0	2		0		
12	K42AF0		C				1.16H	L	L		326C1	2	ICD07	1	ICTS1	X
12	K42AF0		C								ICD01	1	ICD08	1	ICD03	
12	K42AF0		C								ICD05	1	ICD06	1	ICD09	
12	K44EA0		C				.61H	L	L		ICD02	1	ICD07	1	ICD12	
12	K44EA0		C								326C1	2	ICD07	1	ICTS1	X
12	K44EA0		C				1.22H	L	L		ICD12	1	ICD02	1	ICD06	
12	K44ECO		C								326C1	2	ICD07	0	ICTS1	X
12	K44ECO		C								ICD03	1	ICD08	1	ICD02	
12	K45ABD		C				.38H	L	L		ICD06	1	ICD12	1		
12	K45ABD		C								326C1	2	ICD01	1	ICTS1	X
12	K45ABD		C								ICD07	1	ICD03	1	ICD06	
12	K46EBA		C				.72H	L	L		ICD12	1	ICD07	0		
12	K46EBA		C								326C1	2	ICD07	1	ICTS1	X
12	K46EBA		C								ICD03	1	ICD05	1	ICD02	
12	K51AD0		C				.29H	L	L		ICD06	1	ICD12	1		
12	K51AD0		C								326D1	2	COD01	1	CTS01	X
12	K51AD0		C								ICD11	1	ICD26	1	COD09	
12	K51AD0		C								COD20	1	ICD13	1	ICD02	
12	K51AD0		C								COD21	1	COD19	1	ICD14	
12	K51AD0		C								ICD16	1	COD17	1	COD08	
12	K51AD0		C								ICD10	1	ICD27	1		

AIR FORCE FORM 2712--TASK DEFINITIONS (CONTINUED)

CARD ID	TASK A ID	TASK CONT	TASK TYPE	PRI	TASK MEAN	VARIANCE	DURATION	ASSOC RESOURCE	TASK RESOURCE	RESO C QTY	RESO C QTY	RESO C QTY	REQUIREMENTS	TRI DIST
12	K51AE0		2	3	2.0H	.58H	L		326C1	2	ICD01	1	ICTS1	1
12	K51AE0	C						ICD07	ICD07	1	ICD03	1	ICD05	1
12	K51AE0	C	2	3	1.5H	.43H	L	ICD02	ICD02	1	ICD06	1	ICD12	1
12	K51AG0	C						326D1	326D1	2	COD01	1	CTSO1	1
12	K51AG0	C						COD11	COD11	1	COD26	1	COD09	1
12	K51AG0	C						COD13	COD13	1	COD02	1	COD21	1
12	K51AG0	C						COD19	COD19	1	COD05	1	COD06	1
12	K51AG0	C						COD08	COD08	1	COD27	1		0
12	K51AK0	C	2	3	1.5H	.43H	L	326C1	326C1	2	ICD01	1	ICTS1	1
12	K51AK0	C						ICD07	ICD07	1	ICD03	1	ICD02	1
12	K51AK0	C						ICD06	ICD06	1	ICD12	1		0
12	K51EA0	C	2	3	4.0H	1.16H	L	326D1	326D1	2	COD01	1	CTSO1	1
12	K51EA0	C						COD11	COD11	1	COD26	1	COD09	1
12	K51EA0	C						COD20	COD20	1	COD13	1	COD22	1
12	K51EA0	C						COD07	COD07	1	COD02	1	COD21	1
12	K51EA0	C						COD19	COD19	1	COD04	1	COD03	1
12	K51EA0	C						COD05	COD05	1	COD06	1	COD14	1
12	K51EA0	C						COD16	COD16	1	COD17	1	COD08	1
12	K51EA0	C						COD27	COD27	1		0		0
12	K51ED0	C	2	3	1.5H	.43H	L	326C1	326C1	2	ICD07	1	ICTS1	1
12	K51ED0	C						ICD03	ICD03	1	ICD05	1	ICD12	1
12	K51ED0	C						ICD08	ICD08	1	ICD02	1	ICD06	1
12	K51NA0	C	2	3	2.0H	.58H	L	326D1	326D1	2	DPD07	1	DTSO1	1
12	K51NA0	C						DPD11	DPD11	1	DPD10	1	DPD13	1
12	K51NA0	C						DPD02	DPD02	1	DPD06	1	DPD12	1
12	K51NA0	C						DPD15	DPD15	1	DPD14	1	DPD01	1
12	K51NA0	C						DPD08	DPD08	1	DPD09	1	DPD04	1
12	K51NA0	C						DPD17	DPD17	1		0		0
12	K51NB0	C	2	3	3.0H	.87H	L	326D1	326D1	2	DPD07	1	DTSO1	1
12	K51NB0	C						DPD11	DPD11	1	DPD10	1	DPD13	1
12	K51NB0	C						DPD02	DPD02	1	DFD06	1	DPD12	1
12	K51NB0	C						DPD15	DPD15	1	DFD14	1	DPD01	1
12	K51NB0	C						DPD08	DPD08	1	DFD04	1	DPD17	1
12	K52AA0	C	2	3	4.5H	1.30H	L	326D1	326D1	2	COD01	1	CTSO1	1
12	K52AA0	C						CCD11	CCD11	1	COD26	1	COD09	1
12	K52AA0	C						COD20	COD20	1	COD13	1	COD12	1
12	K52AA0	C						COD02	COD02	1	COD21	1	COD19	1
12	K52AA0	C						COD04	COD04	1	COD03	1	COD08	1
12	K52AA0	C						COD10	COD10	1	COD27	1		0
12	K52AB0	C	2	3	4.5H	1.30H	L	326D1	326D1	2	COD01	1	CTSO1	1
12	K52AB0	C						COD11	COD11	1	COD26	1	COD09	1
12	K52AB0	C						COD20	COD20	1	COD13	1	COD12	1
12	K52AB0	C						COD02	COD02	1	COD21	1	COD19	1
12	K52AB0	C						COD04	COD04	1	COD03	1	COD08	1
12	K52AB0	C						COD10	COD10	1	COD27	1		0
12	K52AB0	C						326D1	326D1	2	COD01	1	CTSO1	1
12	K52AB0	C						COD11	COD11	1	COD26	1	COD09	1
12	K52AB0	C						COD20	COD20	1	COD13	1	COD12	1
12	K52AB0	C						COD02	COD02	1	COD21	1	COD19	1
12	K52AB0	C						COD04	COD04	1	COD03	1	COD08	1
12	K52AB0	C						COD10	COD10	1	COD27	1		0

(CONTINUED)

AIR FORCE FORM 2712--TASK DEFINITIONS

CARD ID	TASK ID	TASK TYPE	PRI	TASK DURATION		ASSOC	TASK RESOURCES		REQ	J	I	R	E	M	E	N	T	S	TRI		
				MEAN	VARIANCE		RESOURCE	RESOURCE												C	QTY
12	K52AH0	2	3	1.0H	.29H	L	326C1	2	ICD07	1	ICTS1	X	1								
12	K52AH0						ICD03	1	ICD08	1	ICD09		1								
12	K52AH0	2	3	2.0H	.58H	L	ICD02	1	ICD06	1	ICD12		1								
12	K55AC0	2	3	2.0H	.58H	L	326C1	2	ICD07	1	ICTS1	X	1								
12	K55BE0	2	3	1.0H	.29H	L	ICD06	1	ICD03	1	ICD12		1								
12	K55CA0	2	3	2.0H	.58H	L	326B2	2		0			0								
12	K55CA0						326D1	2	COD01	1	CTS01	X	1								
12	K55CA0						ICD11	1	ICD26	1	COD09		1								
12	K55CA0						ICD20	1	ICD13	1	ICD02		1								
12	K55CA0						COD21	1	ICD19	1	ICD04		1								
12	K55CA0						ICD14	1	COD16	1	ICD17		1								
12	K55CA0						ICD08	1	ICD27	1			0								
12	K57AA0	2	3	2.0H	.58H	L	326D1	2	COD01	1	CTS01	X	1								
12	K57AA0						COD11	1	COD26	1	COD09		1								
12	K57AA0						COD20	1	COD13	1	COD12		1								
12	K57AA0						COD22	1	COD07	1	COD02		1								
12	K57AA0						COD21	1	COD19	1	COD04		1								
12	K57AA0						COD14	1	COD16	1	ICD17		1								
12	K57AA0						COD27	1	COD01	1			0								
12	K63AA0	2	3	2.0H	.58H	L	326C1	1	NID01	1	NITS1	X	1								
12	K63AA0						NID03	1	NID04	1	NID05		1								
12	K63AA0						NID11	1	NID08	1	NID02		1								
12	K63AAC						NID12	1	NID07	1	NID15		1								
12	K63AG0	2	3	2.6H	.75H	L	326C1	1	NID01	1	NITS1	X	1								
12	K63AG0						NID03	1	NID04	1	NID05		1								
12	K63AG0						NID11	1	NID08	1	NID02		1								
12	K63AG0						NID12	1	NID07	1	NID15		1								
12	K63BC0	2	3	4.7H	1.36H	L	326C1	2	ICD01	1	ICTS1	X	1								
12	K63BC0						ICD07	1	ICD03	1	ICD05		1								
12	K63BC0						ICD08	1	ICD09	1	ICD02		1								
12	K63BC0						ICD06	1	ICD12	1			0								
12	K63BD0	2	3	2.0H	.58H	L	326C1	2	ICD07	1	ICTS1	X	1								
12	K63BD0						ICD03	1	ICD08	1	ICD02		1								
12	K63BD0						ICD06	1	ICD12	1			0								
12	K63BE0	2	3	1.0H	.29H	L	326C1	2	ICD07	1	ICTS1	X	1								
12	K63BE0						ICD03	1	ICD02	1	ICD12		1								
12	K63BF0	2	3	1.5H	.43H	L	326C1	2	ICD07	1	ICD12		1								
12	K63BF0						ICD03	1	ICD05	1	ICD08		1								
12	K63BF0						ICD09	1	ICD02	1	ICD06		1								
12	K63BF0						ICD12	1		0			0								
12	K63BH0	2	3	1.0H	.29H	L	326C1	2	ICD07	1	ICTS1	X	1								
12	K63BH0						ICD03	1	ICD02	1	ICD06		1								
12	K63BH0						ICD12	1		0			0								
12	K65AA0	2	3	4.9H	1.42H	L	326C1	2	NID01	1	NITS1	X	1								
12	K65AA0						NID03	1	NID11	1	NID08		1								

AIR FORCE FORM 2712--TASK DEFINITIONS (CONTINUED)

CARD ID	TASK A ID	TASK CONT	TASK TYPE	PRI	TASK MEAN VARIANCE	DURATION	ION DIST	*/#	ASSOC RESOURCE	TASK RESOURCE	RESO C QTY	URC RESOURCE	REQ C QTY	QUIR RESOURCE	REMENTS C QTY	TRI DIST
12	K65AA0	C	2	3	6.5H	1.88H	L		NID02	NID14	1	NID14	1	NID15	1	
12	K65BA0	C	2	3	6.5H	1.88H	L		326C1	NID01	2	NID01	1	NITS1	X	
12	K65BA0	C	2	3	6.5H	1.88H	L		NID10	NID03	1	NID03	1	NID11	1	
12	K65BA0	C	2	3	6.5H	1.88H	L		NID08	NID12	1	NID12	1	NID14	1	
12	K71AE0	C	2	3	4.0H	1.16H	L		NID15		1		0		0	
12	K71AE0	C	2	3	4.0H	1.16H	L		326D1	COD01	2	COD01	1	CTS01	X	
12	K71AE0	C	2	3	4.0H	1.16H	L		COD11	COD26	1	COD26	1	COD09	1	
12	K71AE0	C	2	3	4.0H	1.16H	L		COD20	COD13	1	COD13	1	COD12	1	
12	K71AE0	C	2	3	4.0H	1.16H	L		COD22	COD07	1	COD07	1	COD02	1	
12	K71AE0	C	2	3	4.0H	1.16H	L		COD21	COD19	1	COD19	1	COD08	1	
12	K71AE0	C	2	3	4.0H	1.16H	L		COD10	COD18	1	COD18	1	COD25	1	
12	K71AE0	C	2	3	4.0H	1.16H	L		COD27		1		0		0	
12	K71AK0	C	2	3	2.2H	.64H	L		326D1	COD01	2	COD01	1	CTS01	X	
12	K71AK0	C	2	3	2.2H	.64H	L		COD11	COD26	1	COD26	1	COD09	1	
12	K71AK0	C	2	3	2.2H	.64H	L		COD20	COD13	1	COD13	1	COD22	1	
12	K71AK0	C	2	3	2.2H	.64H	L		COD07	COD02	1	COD02	1	COD21	1	
12	K71AK0	C	2	3	2.2H	.64H	L		COD19	COD14	1	COD14	1	COD16	1	
12	K71AK0	C	2	3	2.2H	.64H	L		COD17	COD08	1	COD08	1	COD18	1	
12	K71AK0	C	2	3	2.2H	.64H	L		COD27		1		0		0	
12	K71CA0	C	2	3	1.5H	.43H	L		326C1	NID01	2	NID01	1	NITS1	X	
12	K71CA0	C	2	3	1.5H	.43H	L		NID13	NID03	1	NID03	1	NID04	1	
12	K71CA0	C	2	3	1.5H	.43H	L		NID11	NID08	1	NID08	1	NID12	1	
12	K71CA0	C	2	3	1.5H	.43H	L		NID15		1		0		0	
12	K71DA0	C	2	3	2.5H	.72H	L		326C1	NID01	2	NID01	1	NITS1	X	
12	K71DA0	C	2	3	2.5H	.72H	L		NID06	NID09	1	NID09	1	NID03	1	
12	K71DA0	C	2	3	2.5H	.72H	L		NID04	NID11	1	NID11	1	NID08	1	
12	K71DA0	C	2	3	2.5H	.72H	L		NID02	NID15	1	NID15	1		0	
12	K71FB0	C	2	3	3.0H	.87H	L		326D1	COD01	2	COD01	1	CTS01	X	
12	K71FB0	C	2	3	3.0H	.87H	L		COD11	COD26	1	COD26	1	COD09	1	
12	K71FB0	C	2	3	3.0H	.87H	L		COD13	COD02	1	COD02	1	COD21	1	
12	K71FB0	C	2	3	3.0H	.87H	L		COD19	COC04	1	COC04	1	COD03	1	
12	K71FC0	C	2	3	1.0H	.29H	L		COD08	COD10	1	COD10	1	COD27	1	
12	K71FC0	C	2	3	1.0H	.29H	L		326C1	ICD07	2	ICD07	1	ICTS1	X	
12	K71FC0	C	2	3	1.0H	.29H	L		ICD03	ICD05	1	ICD05	1	ICD02	1	
12	K71FC0	C	2	3	1.0H	.29H	L		ICD06	ICD12	1	ICD12	1		0	
12	K71FE0	C	2	3	.8H	.23H	L		326D1	COD01	2	COD01	1	CTS01	X	
12	K71FE0	C	2	3	.8H	.23H	L		COD11	COD26	1	COD26	1	COD09	1	
12	K71FE0	C	2	3	.8H	.23H	L		COD13	COD32	1	COD32	1	COD21	1	
12	K71FE0	C	2	3	.8H	.23H	L		COD27		1		0		0	
12	K74EB0	C	2	3	2.5H	.72H	L		326D1	COD01	2	COD01	1	CTS01	X	
12	K74EB0	C	2	3	2.5H	.72H	L		COD11	COD26	1	COD26	1	COD09	1	
12	K74EB0	C	2	3	2.5H	.72H	L		COD20	COD13	1	COD13	1	COD22	1	
12	K74EB0	C	2	3	2.5H	.72H	L		COD07	COD02	1	COD02	1	COD21	1	
12	K74EB0	C	2	3	2.5H	.72H	L		COD19	COD14	1	COD14	1	COD16	1	
12	K74EB0	C	2	3	2.5H	.72H	L		COD17	COD08	1	COD08	1	COD10	1	

(CONTINUED)

AIR FORCE FORM 2712--TASK DEFINITIONS

CARD ID	TASK ID	TASK TYPE	PRI	TASK MEAN	DURATION VARIANCE	ASSOC RESOURCE	TASK RESOURCE	*/#	ASSOC RESOURCE	TASK RESOURCE	RESO C QTY	URC RESOURCE	REQ C QTY	RESO C QTY	ELEMENTS	TRI	DIST
12	K74EBO	C					COD18	1	COD24	1	COD27	1	COD27	1			
12	K74FAO	C	3	4.0H	1.16H	L	326C1	2	ABD01	1	ABTS1	1	ABTS1	1	X		
12	K74FAO	C					ABD05	1	ABD06	1	ABD04	1	ABD04	1			
12	K74FAO	C					ABD08	1	ABD07	1	ABD10	1	ABD10	1			
12	K74FAO	C					ABD11	1	ABD09	1	ABD02	1	ABD02	1			
12	K74FAO	C	3	3.0H	.87H	L	ABD03	1	ABD12	1	MTS01	1	MTS01	1	X		
12	K74FCO	C					MWD23	1	MWD09	1	MWD06	1	MWD06	1			
12	K74FCO	C					MWD14	1	MWD21	1	MWD02	1	MWD02	1			
12	K74FCO	C					MWD20	1	MWD18	1	MWD10	1	MWD10	1			
12	K74FCO	C					MWD16	1	MWD17	1	MWD25	1	MWD25	1			
12	K74FCO	C					MWD04	1	MWD13	1	MWD03	1	MWD03	1			
12	K74FCO	C					MWD19	1	MWD11	1	MWD01	1	MWD01	1			
12	K74FCO	C					MWD08	1	MWD24	1	MWD26	1	MWD26	1			
12	K74FFO	C	3	2.8H	.81H	L	DPD11	2	DPD01	1	DPD07	1	DPD07	1	X		
12	K74FFO	C					DPD02	1	DPD06	1	DPD13	1	DPD13	1			
12	K74FFO	C					DPD03	1	DPD14	1	DPD15	1	DPD15	1			
12	K74FFO	C					DPD08	1	UPD05	1	DPD01	1	DPD01	1			
12	K74FH0	C	3	4.0H	1.16H	L	326C1	2	AD01	1	ADTS1	1	ADTS1	1	X		
12	K74FH0	C					AAD04	1	AAD05	1	AAD07	1	AAD07	1			
12	K74FH0	C					AAD08	1	AAD11	1	AAD12	1	AAD12	1			
12	K74FJ0	C	3	4.0H	1.16H	L	326D1	2	MWD09	1	MTS01	1	MTS01	1	X		
12	K74FJ0	C					MWD23	1	MWD21	1	MWD06	1	MWD06	1			
12	K74FJ0	C					MWD14	1	MWD22	1	MWD02	1	MWD02	1			
12	K74FJ0	C					MWD05	1	MWD20	1	MWD18	1	MWD18	1			
12	K74FJ0	C					MWD10	1	MWD16	1	MWD17	1	MWD17	1			
12	K74FJ0	C					MWD25	1	MWD04	1	MWD13	1	MWD13	1			
12	K74FJ0	C					MWD03	1	MWD19	1	MWD12	1	MWD12	1			
12	K74FJ0	C					MWD11	1	MWD01	1	MWD08	1	MWD08	1			
12	K74FJ0	C					MWD24	1	MWD26	1	MTS01	1	MTS01	1	X		
12	K74FQ0	C	3	1.5H	.43H	L	326D1	2	MWD09	1	MWD06	1	MWD06	1			
12	K74FQ0	C					MWD23	1	MWD21	1	MWD07	1	MWD07	1			
12	K74FQ0	C					MWD14	1	MWD15	1	MWD18	1	MWD18	1			
12	K74FQ0	C					MWD22	1	MWD20	1	MWD17	1	MWD17	1			
12	K74FQ0	C					MWD10	1	MWD16	1	MWD17	1	MWD17	1			
12	K74FQ0	C					MWD01	1	MWD08	1	MWD24	1	MWD24	1			
12	K74FQ0	C					MWD26	1	MWD09	1	MTS01	1	MTS01	1	X		
12	K74FS0	C	3	3.0H	.87H	L	326D1	2	MWD09	1	MWD06	1	MWD06	1	X		
12	K74FS0	C					MWD23	1	MWD21	1	MWD14	1	MWD14	1			
12	K74FS0	C					MWD15	1	MWD07	1	MWD22	1	MWD22	1			
12	K74FS0	C					MWD02	1	MWD05	1	MWD20	1	MWD20	1			
12	K74FS0	C					MWD10	1	MWD16	1	MWD17	1	MWD17	1			
12	K74FS0	C					MWD25	1	MWD04	1	MWD03	1	MWD03	1			
12	K74FS0	C					MWD12	1	MWD01	1	MWD08	1	MWD08	1			

(CONTINUED)

AIR FORCE FORM 2712--TASK DEFINITIONS

CARD ID	TASK A ID	TASK TYPE	PRI	TASK MEAN VARIANCE	DURATION	DIST	ASSOC RESOURCE	TASK RESOURCE	RESO C QTY	RESOURCE	REQ C QTY	REQUIREMENT C QTY	TRIS DIST
12	K74FS0	C					MWD24	MWD26	1	MWD26	1		
12	K74FU0	C	3	4.0H	1.16H	L	326C1	AAD03	2	AAD03	1	AATS1	X
12	K74FU0	C					AAD01	AAD06	1	AAD06	1	AAD04	
12	K74FU0	C					AAD10	AAD05	1	AAD05	1	AAD07	
12	K74FU0	C					AAD08	AAD09	1	AAD09	1	AAD02	
12	K74FU0	C					AAD12		1		0		
12	K74JA0	C	3	6.2H	1.80H	L	326D1	DPD07	2	DPD07	1	DT501	X
12	K74JA0	C					DPD11	DPD10	1	DPD10	1	DPD13	
12	K74JA0	C					DPD12	DPD15	1	DPD15	1	DPD14	
12	K74JA0	C					DPD01	DPD09	1	DPD09	1	DPD05	
12	K74JA0	C					DPD04	DPD16	1	DPD16	1	DPD17	
12	K74JCO	C	3	3.2H	.93H	L	326D1	DPD07	2	DPD07	1	DT501	X
12	K74JCO	C					DPD11	DPD10	1	DPD10	1	DPD13	
12	K74JCO	C					DPD02	DPD06	1	DPD06	1	DPD12	
12	K74JCO	C					DPD15	DPD05	1	DPD05	1	DPD17	
12	K74KA0	C	3	6.0H	1.74H	L	326D1	DPD07	2	DPD07	1	DT501	X
12	K74KA0	C					DPD11	DPD10	1	DPD10	1	DPD13	
12	K74KA0	C					DPD15	DPD03	1	DPD03	1	DPD08	
12	K74KA0	C					DPD09	DPD05	1	DPD05	1	DPD04	
12	K74KA0	C					DPD16	DPD17	1	DPD17	1		
12	K74KCO	C	3	2.3H	.67H	L	326D1	DPD07	2	DPD07	1	DT501	X
12	K74KCO	C					DPD11	DPD10	1	DPD10	1	DPD13	
12	K74KCO	C					DPD02	DPD06	1	DPD06	1	DPD12	
12	K74KCO	C					DPD15	DPD05	1	DPD05	1	DPD17	
12	K74KE0	C	3	2.2H	.64H	L	326C1	ICD07	2	ICD07	1	ICTS1	X
12	K74KE0	C					ICD03	ICD05	1	ICD05	1	ICD08	
12	K74KE0	C					ICD09	ICD02	1	ICD02	1	ICD06	
12	K74KE0	C					ICD12		1		0		
12	K75MA0	C	3	2.6H	.75H	L	326D1	DPD07	2	DPD07	1	DT501	X
12	K75MA0	C					DPD11	DPD10	1	DPD10	1	DPD13	
12	K75MA0	C					DPD15	DPD08	1	DPD08	1	DPD04	
12	K75MA0	C					DPD17		1		0		
12	K75MCO	C	3	4.0H	1.16H	L	325D1	DPD07	2	DPD07	1	DT501	X
12	K75MCO	C					DFD11	DPD10	1	DPD10	1	DPD13	
12	K75MCO	C					DPD02	DPD06	1	DPD06	1	DPD12	
12	K75MCO	C					DPD15	DPD14	1	DPD14	1	DPD01	
12	K75MCO	C					DPD08	DPD09	1	DPD09	1	DPD05	
12	K75MCO	C					DPD04	DPD17	1	DPD17	1		
12	K76CA0	C	3	1.0H	.29H	L	326D1	MWD09	2	MWD09	1	MT501	X
12	K76CA0	C					MWD23	MWD21	1	MWD21	1	MWD06	
12	K76CA0	C					MWD14	MWD22	1	MWD22	1	MWD02	
12	K76CA0	C					MWD05	MWD20	1	MWD20	1	MWD18	
12	K76CA0	C					MWD10	MWD16	1	MWD16	1	MWD17	
12	LAAA02	C	3	0.	0.		MWD26		1		0		
12		C	2	0.	0.				0		0		

AIR FORCE FORM 2712--TASK DEFINITIONS (CONTINUED)

CARD ID	TASK A ID	TASK CONT	TASK TYPE	PRI	TASK MEAN	TASK VARIANCE	DURATION	TION DIST	*/#	ASSOC RESOURCE	TASK RESOURCE	RESO C QTY	SOURC RESOURCE	REQ C QTY	REMEMB RESOURCE	MENTS C QTY	TRI DIST
12	LAAB02		2	3	0.	0.						0		0		0	
12	LAAE02		2	3	0.	0.						0		0		0	
12	LAC2E1		2	1	0.	0.						0		0		0	
12	LDJMMY		2	3	0.	0.						0		0		0	
12	LST100		2	3	.1H	.03H	L		*	76F00	1ST0P	1	1L100	1		0	
12	LST125		2	3	.1H	.03H	L		*	11PAE	1ST0P	1	1L125	1		0	
12	LST126		2	3	.1H	.03H	L		*	11PAJ	1ST0P	1	1L126	1		0	
12	LST127		2	3	.1H	.03H	L		*	11PAL	1ST0P	1	1L127	1		0	
12	LST128		2	3	.1H	.03H	L		*	11PA6	1ST0P	1	1L128	1		0	
12	LST129		2	3	.1H	.03H	L		*	11PD0	1ST0P	1	1L129	1		0	
12	LST130		2	3	.1H	.03H	L		*	11P99	1ST0P	1	1L130	1		0	
12	LST131		2	3	.1H	.03H	L		*	12ABB	1ST0P	1	1L131	1		0	
12	LST171		2	3	.1H	.03H	L		*	13FA0	1ST0P	1	1L171	1		0	
12	LST172		2	3	.1H	.03H	L		*	13FAB	1ST0P	1	1L172	1		0	
12	LST173		2	3	.1H	.03H	L		*	13FAD	1ST0P	1	1L173	1		0	
12	LST174		2	3	.1H	.03H	L		*	13F8B	1ST0P	1	1L174	1		0	
12	LST175		2	3	.1H	.03H	L		*	13F8E	1ST0P	1	1L175	1		0	
12	LST176		2	3	.1H	.03H	L		*	13F99	1ST0P	1	1L176	1		0	
12	LST177		2	3	.1H	.03H	L		*	13HA0	1ST0P	1	1L177	1		0	
12	LST178		2	3	.1H	.03H	L		*	14A00	1ST0P	1	1L178	1		0	
12	LST179		2	3	.1H	.03H	L		*	14AA0	1ST0P	1	1L179	1		0	
12	LST180		2	3	.1H	.03H	L		*	14AAA	1ST0P	1	1L180	1		0	
12	LST181		2	3	.1H	.03H	L		*	14ABA	1ST0P	1	1L181	1		0	
12	LST182		2	3	.1H	.03H	L		*	14ABB	1ST0P	1	1L182	1		0	
12	LST183		2	3	.1H	.03H	L		*	14ABC	1ST0P	1	1L183	1		0	
12	LST184		2	3	.1H	.03H	L		*	14ABD	1ST0P	1	1L184	1		0	
12	LST185		2	3	.1H	.03H	L		*	14ABJ	1ST0P	1	1L185	1		0	
12	LST186		2	3	.1H	.03H	L		*	14AC0	1ST0P	1	1L186	1		0	
12	LST187		2	3	.1H	.03H	L		*	14ACA	1ST0P	1	1L187	1		0	
12	LST188		2	3	.1H	.03H	L		*	14ACE	1ST0P	1	1L188	1		0	
12	LST189		2	3	.1H	.03H	L		*	14AFB	1ST0P	1	1L189	1		0	
12	LST190		2	3	.1H	.03H	L		*	14AFD	1ST0P	1	1L190	1		0	
12	LST191		2	3	.1H	.03H	L		*	14AFF	1ST0P	1	1L191	1		0	
12	LST203		2	3	.1H	.03H	L		*	235L0	1ST0P	1	1L203	1		0	
12	LST205		2	3	.1H	.03H	L		*	231AA	1ST0P	1	1L205	1		0	
12	LST206		2	3	.1H	.03H	L		*	231AB	1ST0P	1	1L206	1		0	
12	LST207		2	3	.1H	.03H	L		*	231D0	1ST0P	1	1L207	1		0	
12	LST234		2	3	.1H	.03H	L		*	231AC	1ST0P	1	1L234	1		0	
12	LST235		2	3	.1H	.03H	L		*	231AG	1ST0P	1	1L235	1		0	
12	LST236		2	3	.1H	.03H	L		*	231AM	1ST0P	1	1L236	1		0	
12	LST261		2	3	.1H	.03H	L		*	41AA0	1ST0P	1	1L261	1		0	
12	LST262		2	3	.1H	.03H	L		*	41AAB	1ST0P	1	1L262	1		0	
12	LST263		2	3	.1H	.03H	L		*	41AAC	1ST0P	1	1L263	1		0	
12	LST264		2	3	.1H	.03H	L		*	41AAJ	1ST0P	1	1L264	1		0	
12	LST265		2	3	.1H	.03H	L		*	41AAL	1ST0P	1	1L265	1		0	

(CONTINUED)

AIR FORCE FORM 2712--TASK DEFINITIONS

CARD ID	TASK A ID	TASK TYPE	PRI	TASK MEAN	VARIANCE	DURATION	ION DIST	*/#	ASSOC RESOURCE	TASK RESOURCE	RESO C QTY	RESOURCE	REQ C QTY	REMENTS C QTY	TRI DIST
12	LST266	2	3	.1H	.03H	L	L	*	41AAR	1STOP	1	1L266	1	0	
12	LST267	2	3	.1H	.03H	L	L	*	41AAU	1STOP	1	1L267	1	0	
12	LST268	2	3	.1H	.03H	L	L	*	41AAW	1STOP	1	1L268	1	0	
12	LST269	2	3	.1H	.03H	L	L	*	41AAZ	1STOP	1	1L269	1	0	
12	LST270	2	3	.1H	.03H	L	L	*	41AAG	1STOP	1	1L270	1	0	
12	LST271	2	3	.1H	.03H	L	L	*	41ABC	1STOP	1	1L271	1	0	
12	LST272	2	3	.1H	.03H	L	L	*	41ABE	1STOP	1	1L272	1	0	
12	LST273	2	3	.1H	.03H	L	L	*	41ABG	1STOP	1	1L273	1	0	
12	LST274	2	3	.1H	.03H	L	L	*	41ABL	1STOP	1	1L274	1	0	
12	LST275	2	3	.1H	.03H	L	L	*	41ABP	1STOP	1	1L275	1	0	
12	LST276	2	3	.1H	.03H	L	L	*	41ABQ	1STOP	1	1L276	1	0	
12	LST277	2	3	.1H	.03H	L	L	*	41ABS	1STOP	1	1L277	1	0	
12	LST278	2	3	.1H	.03H	L	L	*	41ABX	1STOP	1	1L278	1	0	
12	LST279	2	3	.1H	.03H	L	L	*	41ACA	1STOP	1	1L279	1	0	
12	LST280	2	3	.1H	.03H	L	L	*	41ACH	1STOP	1	1L280	1	0	
12	LST281	2	3	.1H	.03H	L	L	*	41ACM	1STOP	1	1L281	1	0	
12	LST282	2	3	.1H	.03H	L	L	*	41ACU	1STOP	1	1L282	1	0	
12	LST283	2	3	.1H	.03H	L	L	*	41ACZ	1STOP	1	1L283	1	0	
12	LST284	2	3	.1H	.03H	L	L	*	41AEB	1STOP	1	1L284	1	0	
12	LST285	2	3	.1H	.03H	L	L	*	41AED	1STOP	1	1L285	1	0	
12	LST286	2	3	.1H	.03H	L	L	*	41AEE	1STOP	1	1L286	1	0	
12	LST287	2	3	.1H	.03H	L	L	*	41AEH	1STOP	1	1L287	1	0	
12	LST288	2	3	.1H	.03H	L	L	*	41AEL	1STOP	1	1L288	1	0	
12	LST289	2	3	.1H	.03H	L	L	*	41AEM	1STOP	1	1L289	1	0	
12	LST292	2	3	.1H	.03H	L	L	*	42A00	1STOP	1	1L292	1	0	
12	LST293	2	3	.1H	.03H	L	L	*	42A00	1STOP	1	1L293	1	0	
12	LST294	2	3	.1H	.03H	L	L	*	42ADA	1STOP	1	1L294	1	0	
12	LST295	2	3	.1H	.03H	L	L	*	42ADB	1STOP	1	1L295	1	0	
12	LST296	2	3	.1H	.03H	L	L	*	42AFO	1STOP	1	1L296	1	0	
12	LST297	2	3	.1H	.03H	L	L	*	42AFL	1STOP	1	1L297	1	0	
12	LST298	2	3	.1H	.03H	L	L	*	42AKL	1STOP	1	1L298	1	0	
12	LST299	2	3	.1H	.03H	L	L	*	42AKM	1STOP	1	1L299	1	0	
12	LST325	2	3	.1H	.03H	L	L	*	44E00	1STOP	1	1L325	1	0	
12	LST326	2	3	.1H	.03H	L	L	*	44EA0	1STOP	1	1L326	1	0	
12	LST327	2	3	.1H	.03H	L	L	*	44EC0	1STOP	1	1L327	1	0	
12	LST328	2	3	.1H	.03H	L	L	*	45AAC	1STOP	1	1L328	1	0	
12	LST329	2	3	.1H	.03H	L	L	*	45AAB	1STOP	1	1L329	1	0	
12	LST330	2	3	.1H	.03H	L	L	*	45ABB	1STOP	1	1L330	1	0	
12	LST331	2	3	.1H	.03H	L	L	*	45ABC	1STOP	1	1L331	1	0	
12	LST332	2	3	.1H	.03H	L	L	*	45ABD	1STOP	1	1L332	1	0	
12	LST333	2	3	.1H	.03H	L	L	*	45ABJ	1STOP	1	1L333	1	0	
12	LST334	2	3	.1H	.03H	L	L	*	45ADD	1STOP	1	1L334	1	0	
12	LST335	2	3	.1H	.03H	L	L	*	45ADE	1STOP	1	1L335	1	0	
12	LST336	2	3	.1H	.03H	L	L	*	45AEB	1STOP	1	1L336	1	0	
12	LST337	2	3	.1H	.03H	L	L	*	45AEC	1STOP	1	1L337	1	0	

AIR FORCE FORM 2712--TASK DEFINITIONS (CONTINUED)

CARD ID	TASK ID	TASK TYPE	PRI	TASK MEAN	TASK VARIANCE	DURATION	DIST	#/DIST	ASSOC RESOURCE	TASK RESOURCE	RESO C QTY	URC	REQ C QTY	REMEM C QTY	TRIDIST
12	LST443	2	3	.1H	.03H	L	L	*	63A00	1STOP	1	1L443	1	0	0
12	LST444	2	3	.1H	.03H	L	L	*	63B00	1STOP	1	1L444	1	0	0
12	LST445	2	3	.1H	.03H	L	L	*	63B00	1STOP	1	1L445	1	0	0
12	LST446	2	3	.1H	.03H	L	L	*	63B00	1STOP	1	1L446	1	0	0
12	LST447	2	3	.1H	.03H	L	L	*	63B00	1STOP	1	1L447	1	0	0
12	LST448	2	3	.1H	.03H	L	L	*	63B00	1STOP	1	1L448	1	0	0
12	LST449	2	3	.1H	.03H	L	L	*	65A00	1STOP	1	1L449	1	0	0
12	LST450	2	3	.1H	.03H	L	L	*	65B00	1STOP	1	1L450	1	0	0
12	LST451	2	3	.1H	.03H	L	L	*	65B00	1STOP	1	1L451	1	0	0
12	LST452	2	3	.1H	.03H	L	L	*	65B00	1STOP	1	1L452	1	0	0
12	LST453	2	3	.1H	.03H	L	L	*	71A00	1STOP	1	1L453	1	0	0
12	LST454	2	3	.1H	.03H	L	L	*	71A00	1STOP	1	1L454	1	0	0
12	LST455	2	3	.1H	.03H	L	L	*	71A00	1STOP	1	1L455	1	0	0
12	LST456	2	3	.1H	.03H	L	L	*	71A00	1STOP	1	1L456	1	0	0
12	LST457	2	3	.1H	.03H	L	L	*	71A00	1STOP	1	1L457	1	0	0
12	LST458	2	3	.1H	.03H	L	L	*	71A00	1STOP	1	1L458	1	0	0
12	LST459	2	3	.1H	.03H	L	L	*	71A00	1STOP	1	1L459	1	0	0
12	LST460	2	3	.1H	.03H	L	L	*	71B00	1STOP	1	1L460	1	0	0
12	LST461	2	3	.1H	.03H	L	L	*	71B00	1STOP	1	1L461	1	0	0
12	LST462	2	3	.1H	.03H	L	L	*	71B00	1STOP	1	1L462	1	0	0
12	LST463	2	3	.1H	.03H	L	L	*	74E00	1STOP	1	1L463	1	0	0
12	LST464	2	3	.1H	.03H	L	L	*	74F00	1STOP	1	1L464	1	0	0
12	LST465	2	3	.1H	.03H	L	L	*	74F00	1STOP	1	1L465	1	0	0
12	LST466	2	3	.1H	.03H	L	L	*	74F00	1STOP	1	1L466	1	0	0
12	LST467	2	3	.1H	.03H	L	L	*	74F00	1STOP	1	1L467	1	0	0
12	LST468	2	3	.1H	.03H	L	L	*	74F00	1STOP	1	1L468	1	0	0
12	LST469	2	3	.1H	.03H	L	L	*	74F00	1STOP	1	1L469	1	0	0
12	LST470	2	3	.1H	.03H	L	L	*	74F00	1STOP	1	1L470	1	0	0
12	LST471	2	3	.1H	.03H	L	L	*	74F00	1STOP	1	1L471	1	0	0
12	LST472	2	3	.1H	.03H	L	L	*	74F00	1STOP	1	1L472	1	0	0
12	LST473	2	3	.1H	.03H	L	L	*	74F00	1STOP	1	1L473	1	0	0
12	LST474	2	3	.1H	.03H	L	L	*	74F00	1STOP	1	1L474	1	0	0
12	LST475	2	3	.1H	.03H	L	L	*	74F00	1STOP	1	1L475	1	0	0
12	LST476	2	3	.1H	.03H	L	L	*	74F00	1STOP	1	1L476	1	0	0
12	LST477	2	3	.1H	.03H	L	L	*	74F00	1STOP	1	1L477	1	0	0
12	LST478	2	3	.1H	.03H	L	L	*	74J00	1STOP	1	1L478	1	0	0
12	LST479	2	3	.1H	.03H	L	L	*	74K00	1STOP	1	1L479	1	0	0
12	LST480	2	3	.1H	.03H	L	L	*	74K00	1STOP	1	1L480	1	0	0
12	LST481	2	3	.1H	.03H	L	L	*	74K00	1STOP	1	1L481	1	0	0
12	LST482	2	3	.1H	.03H	L	L	*	74K00	1STOP	1	1L482	1	0	0
12	LST483	2	3	.1H	.03H	L	L	*	74K00	1STOP	1	1L483	1	0	0
12	LST489	2	3	.1H	.03H	L	L	*	75M00	1STOP	1	1L489	1	0	0
12	LST490	2	3	.1H	.03H	L	L	*	75M00	1STOP	1	1L490	1	0	0
12	LST503	2	3	.1H	.03H	L	L	*	76C00	1STOP	1	1L503	1	0	0
12	LST802	2	3	.1H	.03H	L	L	*	71B00	1STOP	1	1L802	1	0	0

(CONTINUED)

AIR FORCE FORM 2712--TASK DEFINITIONS

CARD ID	TASK ID	TASK TYPE	PRI	TASK MEAN	TASK VARIANCE	DURATION	DIST	*/#	ASSOC RESOURCE	TASK RESOURCE	RESOURCE C QTY	RESOURCE C QTY	REQUIREMENTS	TRI DIST
12	L231AA	2	3	0.	0.	L				423X5	0	0	0	
12	MAA00	2	3	1.5H	.43H	L				427X5	0	0	0	
12	MAA01	2	3	2.4H	.70H	L				423X5	0	0	0	
12	MAA00	2	3	1.3H	.38H	L				423X0	0	0	0	
12	MAA00	2	3	2.2H	.64H	L				326D1	1	0	0	
12	MAA01	2	1	1.3H	.38H	L				326D1	2	0	0	
12	MAA03	2	1	2.0H	.58H	L				326D1	2	0	0	
12	MAA04	2	1	.5H	.14H	L				326D1	2	0	0	
12	MAA08	2	1	2.0H	.58H	L				326D1	2	0	0	
12	MAA12	2	1	1.0H	.29H	L				423X5	0	0	0	
12	MAE00	2	3	2.9H	.84H	L				225D1	1	0	0	
12	MAB02	2	1	1.0H	.29H	L				326D1	2	0	0	
12	MAB05	2	1	.5H	.14H	L				326D1	2	0	0	
12	MAB12	2	1	12.5H	3.62H	L				326D1	2	0	0	
12	MAC2A0	2	1	1.2H	.35H	L				423X5	0	0	0	
12	MAC2B0	2	1	2.0H	.58H	L				423X5	0	0	0	
12	MAC2C0	2	1	1.0H	.29H	L				423X5	0	0	0	
12	MAC2E0	2	1	4.0H	1.16H	L				427X0	0	0	0	
12	MAC2E1	2	1	1.8H	.52H	L				423X5	0	0	0	
12	MAC2F0	2	1	.8H	.23H	L				423X5	0	0	0	
12	MAC2G2	2	1	.7H	.20H	L				326D1	2	0	0	
12	MC0D01	2	1	4.0H	1.16H	L				326D1	2	0	0	
12	MC0D03	2	1	5.0H	1.45H	L				326D1	2	0	0	
12	MC0D05	2	1	2.0H	.58H	L				326D1	2	0	0	
12	MC0D08	2	1	5.7H	1.65H	L				326D1	2	0	0	
12	MC0D09	2	1	2.0H	.58H	L				326D1	2	0	0	
12	MC0D10	2	1	3.0H	.87H	L				326D1	2	0	0	
12	MC0D11	2	1	9.9H	2.87H	L				326D1	2	0	0	
12	MC0D16	2	1	7.0H	2.03H	L				326D1	2	0	0	
12	MC0D17	2	1	14.2H	4.12H	L				326D1	2	0	0	
12	MC0D18	2	1	4.0H	1.16H	L				326D1	2	0	0	
12	MC0D21	2	1	10.2H	2.96H	L				326D1	2	0	0	
12	MC0D22	2	1	4.0H	1.16H	L				326D1	2	0	0	
12	MC0D23	2	1	4.3H	1.25H	L				326D1	2	0	0	
12	MC0D24	2	1	4.4H	1.28H	L				326D1	2	0	0	
12	MC0D25	2	1	4.4H	1.28H	L				326D1	2	0	0	
12	MC0D26	2	1	8.0H	2.32H	L				326D1	2	0	0	
12	MC0D27	2	1	1.5H	.43H	L				326D1	2	0	0	
12	MDP001	2	1	14.2H	4.12H	L				326D1	2	0	0	
12	MDP002	2	1	4.0H	1.16H	L				326D1	2	0	0	
12	MDP005	2	1	4.0H	1.16H	L				326D1	2	0	0	
12	MDP007	2	1	9.9H	2.87H	L				326D1	2	0	0	
12	MDP008	2	1	2.0H	.58H	L				326D1	2	0	0	
12	MDP009	2	1	2.0H	.58H	L				326D1	2	0	0	
12	MDP012	2	1	10.0H	2.90H	L				326D1	2	0	0	

AIR FORCE FORM 2712--TASK DEFINITIONS

(CONTINUED)

CARD ID	TASK ID	TASK TYPE	PRI	TASK MEAN	TASK VARIANCE	DURATION	TASK DIST	*/#	ASSOC RESOURCE	TASK RESOURCE	RESO C QTY	URC RESOURCE	REQ C QTY	ELEMENTS	TRI DIST
12	MDPD14	2	1	7.0H	2.03H	L	L		326D1	326D1	2	DPD14	1	0	
12	MDPD15	2	1	10.2H	2.96H	L	L		326D1	326D1	2	DPD15	1	0	
12	MDPD16	2	1	2.0H	.58H	L	L		326D1	326D1	2	DPD16	1	0	
12	MDPD17	2	1	4.0H	1.16H	L	L		326D1	326D1	2	DPD17	1	0	
12	MDG000	2	1	.5H	.14H	L	L		423X5	423X5	1	D60	1	0	
12	MICD02	2	1	1.8H	.52H	L	L		326D1	326D1	2	ICD02	1	0	
12	MICD03	2	1	2.0H	.58H	L	L		326D1	326D1	2	ICD03	1	0	
12	MICD07	2	1	1.5H	.43H	L	L		326D1	326D1	2	ICD07	1	0	
12	MICD10	2	1	2.0H	.58H	L	L		326D1	326D1	2	ICD10	1	0	
12	MICD11	2	1	1.0H	.29H	L	L		326D1	326D1	2	ICD11	1	0	
12	MICD12	2	1	7.6H	2.20H	L	L		326D1	326D1	2		0	0	
12	MMAD01	2	1	4.0H	1.16H	L	L		326D1	326D1	2	MWD01	1	0	
12	MMAD02	2	1	4.0H	1.16H	L	L		326D1	326D1	2	MWD02	1	0	
12	MMAD03	2	1	8.7H	2.52H	L	L		326D1	326D1	2	MWD03	1	0	
12	MMAD05	2	1	5.0H	1.45H	L	L		326D1	326D1	2	MWD05	1	0	
12	MMAD08	2	1	4.0H	1.16H	L	L		326D1	326D1	2	MWD08	1	0	
12	MMAD09	2	1	9.9H	2.87H	L	L		326D1	326D1	2	MWD09	1	0	
12	MMAD13	2	1	4.8H	1.39H	L	L		326D1	326D1	2	MWD13	1	0	
12	MMAD15	2	1	4.0H	1.16H	L	L		326D1	326D1	2	MWD15	1	0	
12	MMAD16	2	1	7.0H	2.03H	L	L		326D1	326D1	2	MWD16	1	0	
12	MMAD17	2	1	14.2H	4.12H	L	L		326D1	326D1	2	MWD17	1	0	
12	MMAD20	2	1	10.2H	2.96H	L	L		326D1	326D1	2	MWD20	1	0	
12	MMAD21	2	1	2.0H	.58H	L	L		326D1	326D1	2	MWD21	1	0	
12	MMAD23	2	1	8.0H	2.32H	L	L		326D1	326D1	2	MWD23	1	0	
12	MMAD25	2	1	11.9H	3.45H	L	L		326D1	326D1	2	MWD25	1	0	
12	MMAD26	2	1	4.0H	1.16H	L	L		326D1	326D1	2	MWD26	1	0	
12	MNF200	2	1	.5H	.14H	L	L		423X5	423X5	1	NF2	1	0	
12	MNID03	2	1	.5H	.14H	L	L		326D1	326D1	2	NID03	1	0	
12	MNID06	2	1	2.0H	.58H	L	L		326D1	326D1	2	NID06	1	0	
12	MNID07	2	1	4.0H	1.16H	L	L		326D1	326D1	2	NID07	1	0	
12	MNID10	2	1	6.0H	1.74H	L	L		326D1	326D1	2	NID10	1	0	
12	MNID11	2	1	2.5H	.72H	L	L		326D1	326D1	2	NID11	1	0	
12	MNID15	2	1	1.0H	.29H	L	L		326D1	326D1	2		0	0	
12	MSAB01	3	2	.5H	.14H	L	L		326C1	326C1	1	ABTS1	X	0	
12	MSLIS1	3	1	.1H	.03H	L	L		316L1	316L1	1		0	0	
12	MTTU00	2	1	.5H	.14H	L	L		423X5	423X5	1		0	0	
12	M11P00	2	1	2.7H	.78H	L	L		326B2	326B2	2		0	0	
12	M11P01	2	1	1.5H	.43H	L	L		423X4	423X4	2		0	0	
12	M11P02	2	1	.9H	.26H	L	L		423X0	423X0	2		0	0	
12	M11P04	2	1	2.4H	.70H	L	L		427X5	427X5	2		0	0	
12	M11P06	2	1	1.2H	.35H	L	L		427X0	427X0	2		0	0	
12	M11P07	2	1	2.0H	.58H	L	L		431R1	431R1	3		0	0	
12	M12A00	2	1	1.2H	.35H	L	L		326A2	326A2	2		0	0	
12	M12A03	2	1	1.0H	.29H	L	L		427X5	427X5	1		0	0	
12	M13F00	2	1	1.0H	.29H	L	L		423X0	423X0	2	D60	1	0	

(CONTINUED)

AIR FORCE FORM 2712--TASK DEFINITIONS

CARD ID	TASK ID	TASK TYPE	PRI	TASK MEAN	TASK VARIANCE	DURATION	ASSOC RESOURCE	TASK RESOURCE	RESO C QTY	RESOURCE	REQ C QTY	REMENTS	TRI DIST
12	M63B00	2	1	.6H	.17H	L		326C2	2	D60	1	0	
12	M65A00	2	1	.4H	.12H	L		326C2	2	D60	1	0	
12	M65A01	2	1	1.0H	.29H	L		427X0	2	D60	1	0	
12	M65A02	2	1	2.0H	.58H	L		427X5	2	D60	1	0	
12	M65B00	2	1	.8H	.23H	L		326C2	2	D60	1	0	
12	M71A00	2	1	1.0H	.29H	L		326A2	2	D60	1	0	
12	M71A01	2	1	1.8H	.52H	L		427X5	2	D60	0	0	
12	M71B00	2	1	1.9H	.55H	L		326C2	2	D60	1	0	
12	M71B01	2	1	3.0H	.87H	L		326C2	1	423X1	1	0	
12	M71C00	2	1	.4H	.12H	L		326C2	2	D60	1	0	
12	M71D00	2	1	.3H	.09H	L		326C2	2	D60	1	0	
12	M71F00	2	1	.2H	.06H	L		326R2	2	D60	1	0	
12	M74F00	2	1	1.2H	.35H	L		326A2	2	D60	1	0	
12	M74J00	2	1	.8H	.23H	L		326A2	2	D60	1	0	
12	M74K00	2	1	2.0H	.58H	L		326A2	2	D60	1	0	
12	M74K01	2	1	.8H	.23H	L		326B2	2	D60	1	0	
12	M75M00	2	1	3.5H	1.01H	L		462W0	2	D60	1	0	
12	M76C00	2	1	1.3H	.38H	L		326C2	2	D60	1	0	
12	NAAA00	2	3	1.0H	.29H	L		423X5	1	D60	0	0	
12	NAAB00	2	3	1.2H	.35H	L		423X0	1	D60	0	0	
12	NAAC00	2	3	2.0H	.58H	L		423X0	1	D60	0	0	
12	NAAD01	2	3	.5H	.14H	L	AA001	326D1	2	D60	0	0	
12	NAAD02	2	3	.5H	.14H	L	AA002	326D1	2	D60	0	0	
12	NAAD03	2	3	.5H	.14H	L	AA003	326D1	2	D60	0	0	
12	NAAD08	2	3	.5H	.14H	L	AA008	326D1	2	D60	0	0	
12	NAAD09	2	3	.5H	.14H	L	AA009	326D1	2	D60	0	0	
12	NAAD10	2	3	.5H	.14H	L	AAAD10	326D1	2	D60	0	0	
12	NAAD11	2	3	.5H	.14H	L	AAAD11	326D1	2	D60	0	0	
12	NAAE00	2	3	1.5H	.43H	L		423X5	1	D60	0	0	
12	NABD01	2	3	.5H	.14H	L	ABD01	326D1	2	D60	0	0	
12	NABD03	2	3	.5H	.14H	L	ABD03	326D1	2	D60	0	0	
12	NA3D04	2	3	.5H	.14H	L	ABD04	326D1	2	D60	0	0	
12	NABD08	2	3	.5H	.14H	L	ABD08	326D1	2	D60	0	0	
12	NABD09	2	3	.5H	.14H	L	ABD09	326D1	2	D60	0	0	
12	NABD11	2	3	.5H	.14H	L	ABD11	326D1	2	D60	0	0	
12	NAC2B0	2	3	1.7H	.49H	L		423X5	1	D60	0	0	
12	NAC2E0	2	3	2.0H	.58H	L		423X5	1	D60	0	0	
12	NAC2F0	2	3	5.5H	1.59H	L		423X5	1	D60	0	0	
12	NCOD01	2	3	.5H	.14H	L	CCD01	326D1	2	D60	0	0	
12	NCOD02	2	3	.5H	.14H	L	CCD02	326D1	2	D60	0	0	
12	NCOD06	2	3	.5H	.14H	L	CCD06	326D1	2	D60	0	0	
12	NCOD07	2	3	.5H	.14H	L	CCD07	326D1	2	D60	0	0	
12	NCOD08	2	3	.5H	.14H	L	CCD08	326D1	2	D60	0	0	
12	NCOD09	2	3	.5H	.14H	L	CCD09	326D1	2	D60	0	0	
12	NCOD11	2	3	.5H	.14H	L	CCD11	326D1	2	D60	0	0	

AIR FORCE FORM 2712--TASK DEFINITIONS (CONTINUED)

CARD ID	TASK ID	TASK TYPE	PRI	TASK MEAN	VARIANCE	DURATION	T I O N	*/#	ASSOC RESOURCE	TASK RESOURCE	RESOURCE C QTY	RESOURCE C QTY	REQUIREMENTS	TRI DIST
12	NC0012	2	3	.5H	.14H	L	*	*	CO012	326D1	2	0	0	0
12	NC0018	2	3	.5H	.14H	L	*	*	CO018	326D1	2	0	0	0
12	NC0019	2	3	.5H	.14H	L	*	*	CO019	326D1	2	0	0	0
12	NC0022	2	3	.5H	.14H	L	*	*	CO022	326D1	2	0	0	0
12	NC0026	2	3	.5H	.14H	L	*	*	CO026	326D1	2	0	0	0
12	NDP002	2	3	.5H	.14H	L	*	*	DF002	326D1	2	0	0	0
12	NDP003	2	3	.5H	.14H	L	*	*	DP003	326D1	2	0	0	0
12	NDP004	2	3	.5H	.14H	L	*	*	DP004	326D1	2	0	0	0
12	NDP006	2	3	.5H	.14H	L	*	*	DP006	326D1	2	0	0	0
12	NDP007	2	3	.5H	.14H	L	*	*	DP007	326D1	2	0	0	0
12	NDP008	2	3	.5H	.14H	L	*	*	DP008	326D1	2	0	0	0
12	NDP009	2	3	.5H	.14H	L	*	*	DF009	326D1	2	0	0	0
12	NDP012	2	3	.5H	.14H	L	*	*	DP012	326D1	2	0	0	0
12	NDP013	2	3	.5H	.14H	L	*	*	DP013	326D1	2	0	0	0
12	NIC002	2	3	.5H	.14H	L	*	*	IC002	326D1	2	0	0	0
12	NIC003	2	3	.5H	.14H	L	*	*	IC003	326D1	2	0	0	0
12	NIC004	2	3	.5H	.14H	L	*	*	IC004	326D1	2	0	0	0
12	NIC005	2	3	.5H	.14H	L	*	*	IC005	326D1	2	0	0	0
12	NIC006	2	3	.5H	.14H	L	*	*	IC006	326D1	2	0	0	0
12	NIC010	2	3	.5H	.14H	L	*	*	IC010	326D1	2	0	0	0
12	NM#D02	2	3	.5H	.14H	L	*	*	MWD02	326D1	2	0	0	0
12	NM#D03	2	3	.5H	.14H	L	*	*	MWD03	326D1	2	0	0	0
12	NM#D05	2	3	.5H	.14H	L	*	*	MWD05	326D1	2	0	0	0
12	NM#D07	2	3	.5H	.14H	L	*	*	MWD07	326D1	2	0	0	0
12	NM#D08	2	3	.5H	.14H	L	*	*	MWD08	326D1	2	0	0	0
12	NM#D09	2	3	.5H	.14H	L	*	*	MWD09	326D1	2	0	0	0
12	NM#D15	2	3	.5H	.14H	L	*	*	MWD15	326D1	2	0	0	0
12	NM#D17	2	3	.5H	.14H	L	*	*	MWD17	326D1	2	0	0	0
12	NM#D18	2	3	.5H	.14H	L	*	*	MWD18	326D1	2	0	0	0
12	NM#D20	2	3	.5H	.14H	L	*	*	MWD20	326D1	2	0	0	0
12	NM#D21	2	3	.5H	.14H	L	*	*	MWD21	326D1	2	0	0	0
12	NM#D22	2	3	.5H	.14H	L	*	*	MWD22	326D1	2	0	0	0
12	NM#D23	2	3	.5H	.14H	L	*	*	MWD23	326D1	2	0	0	0
12	NM#D24	2	3	.5H	.14H	L	*	*	MWD24	326D1	2	0	0	0
12	NM#D25	2	3	.5H	.14H	L	*	*	MWD25	326D1	2	0	0	0
12	NNID01	2	3	.5H	.14H	L	*	*	NID01	326D1	2	0	0	0
12	NNID07	2	3	.5H	.14H	L	*	*	NID07	326D1	2	0	0	0
12	NNID08	2	3	.5H	.14H	L	*	*	NID08	326D1	2	0	0	0
12	NNID11	2	3	.5H	.14H	L	*	*	NID11	326D1	2	0	0	0
12	NRT100	2	3	0.	0.	L	*	*	76F00		0	0	0	0
12	NRT125	2	3	0.	0.		*	*	11PAE		0	0	0	0
12	NRT126	2	3	0.	0.		*	*	11PAJ		0	0	0	0
12	NRT127	2	3	0.	0.		*	*	11PAL		0	0	0	0
12	NRT128	2	3	0.	0.		*	*	11PA6		0	0	0	0
12	NRT129	2	3	0.	0.		*	*	11PD0		0	0	0	0

AIR FORCE FORM 2712--TASK DEFINITIONS

(CONTINUED)

CARD ID	TASK ID	TASK TYPE	PRI	TASK MEAN	TASK VARIANCE	DURATION	ASSOC RESOURCE	TASK RESOURCE	RESOURCES	RESOURCE C QTY	REQ	UIR	MEM	NTS	TRI DIST
12	NRT130	2	3	0.	0.	0.	11P99	0	0	0	0	0	0	0	0
12	NRT131	2	3	0.	0.	0.	12ABB	0	0	0	0	0	0	0	0
12	NRT171	2	3	0.	0.	0.	13FA0	0	0	0	0	0	0	0	0
12	NRT172	2	3	0.	0.	0.	13FAB	0	0	0	0	0	0	0	0
12	NRT173	2	3	0.	0.	0.	13FAD	0	0	0	0	0	0	0	0
12	NRT174	2	3	0.	0.	0.	13FBB	0	0	0	0	0	0	0	0
12	NRT175	2	3	0.	0.	0.	13FBE	0	0	0	0	0	0	0	0
12	NRT176	2	3	0.	0.	0.	13F99	0	0	0	0	0	0	0	0
12	NRT177	2	3	0.	0.	0.	13HA0	0	0	0	0	0	0	0	0
12	NRT178	2	3	0.	0.	0.	14A00	0	0	0	0	0	0	0	0
12	NRT179	2	3	0.	0.	0.	14AA0	0	0	0	0	0	0	0	0
12	NRT180	2	3	0.	0.	0.	14AAA	0	0	0	0	0	0	0	0
12	NRT181	2	3	0.	0.	0.	14ABA	0	0	0	0	0	0	0	0
12	NRT182	2	3	0.	0.	0.	14ABB	0	0	0	0	0	0	0	0
12	NRT183	2	3	0.	0.	0.	14ABC	0	0	0	0	0	0	0	0
12	NRT184	2	3	0.	0.	0.	14ABD	0	0	0	0	0	0	0	0
12	NRT185	2	3	0.	0.	0.	14ABJ	0	0	0	0	0	0	0	0
12	NRT186	2	3	0.	0.	0.	14AC0	0	0	0	0	0	0	0	0
12	NRT187	2	3	0.	0.	0.	14ACA	0	0	0	0	0	0	0	0
12	NRT188	2	3	0.	0.	0.	14ACE	0	0	0	0	0	0	0	0
12	NRT189	2	3	0.	0.	0.	14AFB	0	0	0	0	0	0	0	0
12	NRT190	2	3	0.	0.	0.	14AFD	0	0	0	0	0	0	0	0
12	NRT191	2	3	0.	0.	0.	14AFF	0	0	0	0	0	0	0	0
12	NRT203	2	3	0.	0.	0.	23BLO	0	0	0	0	0	0	0	0
12	NRT205	2	3	0.	0.	0.	231AA	0	0	0	0	0	0	0	0
12	NRT206	2	3	0.	0.	0.	231AB	0	0	0	0	0	0	0	0
12	NRT207	2	3	0.	0.	0.	231D0	0	0	0	0	0	0	0	0
12	NRT234	2	3	0.	0.	0.	231AC	0	0	0	0	0	0	0	0
12	NRT235	2	3	0.	0.	0.	231AG	0	0	0	0	0	0	0	0
12	NRT236	2	3	0.	0.	0.	231AM	0	0	0	0	0	0	0	0
12	NRT261	2	3	0.	0.	0.	41AA0	0	0	0	0	0	0	0	0
12	NRT262	2	3	0.	0.	0.	41AAB	0	0	0	0	0	0	0	0
12	NRT263	2	3	0.	0.	0.	41AAC	0	0	0	0	0	0	0	0
12	NRT264	2	3	0.	0.	0.	41AAJ	0	0	0	0	0	0	0	0
12	NRT265	2	3	0.	0.	0.	41AAL	0	0	0	0	0	0	0	0
12	NRT266	2	3	0.	0.	0.	41AAR	0	0	0	0	0	0	0	0
12	NRT267	2	3	0.	0.	0.	41AAU	0	0	0	0	0	0	0	0
12	NRT268	2	3	0.	0.	0.	41AAW	0	0	0	0	0	0	0	0
12	NRT269	2	3	0.	0.	0.	41AAZ	0	0	0	0	0	0	0	0
12	NRT270	2	3	0.	0.	0.	41AA6	0	0	0	0	0	0	0	0
12	NRT271	2	3	0.	0.	0.	41ABC	0	0	0	0	0	0	0	0
12	NRT272	2	3	0.	0.	0.	41ABE	0	0	0	0	0	0	0	0
12	NRT273	2	3	0.	0.	0.	41ABG	0	0	0	0	0	0	0	0
12	NRT274	2	3	0.	0.	0.	41ABL	0	0	0	0	0	0	0	0
12	NRT275	2	3	0.	0.	0.	41ABP	0	0	0	0	0	0	0	0

AIR FORCE FORM 2712--TASK DEFINITIONS (CONTINUED)

CARD ID	TASK ID	TASK TYPE	PRI	TASK MEAN	TASK VARIANCE	DURATION	*/#	ASSOC RESOURCE	TASK RESOURCE	RESO C QTY	RESOURCE C QTY	REQUIRE C QTY	RESOURCE C QTY	TRIP DIST
12	NRT276	2	3	0.	0.	0.	*	41ABQ	0	0	0	0	0	0
12	NRT277	2	3	0.	0.	0.	*	41ABS	0	0	0	0	0	0
12	NRT278	2	3	0.	0.	0.	*	41ABX	0	0	0	0	0	0
12	NRT279	2	3	0.	0.	0.	*	41ACA	0	0	0	0	0	0
12	NRT280	2	3	0.	0.	0.	*	41ACH	0	0	0	0	0	0
12	NRT281	2	3	0.	0.	0.	*	41ACM	0	0	0	0	0	0
12	NRT282	2	3	0.	0.	0.	*	41ACU	0	0	0	0	0	0
12	NRT283	2	3	0.	0.	0.	*	41ACZ	0	0	0	0	0	0
12	NRT284	2	3	0.	0.	0.	*	41AEB	0	0	0	0	0	0
12	NRT285	2	3	0.	0.	0.	*	41AED	0	0	0	0	0	0
12	NRT286	2	3	0.	0.	0.	*	41AEE	0	0	0	0	0	0
12	NRT287	2	3	0.	0.	0.	*	41AEH	0	0	0	0	0	0
12	NRT288	2	3	0.	0.	0.	*	41AEL	0	0	0	0	0	0
12	NRT289	2	3	0.	0.	0.	*	41AEM	0	0	0	0	0	0
12	NRT292	2	3	0.	0.	0.	*	42A00	0	0	0	0	0	0
12	NRT293	2	3	0.	0.	0.	*	42A00	0	0	0	0	0	0
12	NRT294	2	3	0.	0.	0.	*	42ADA	0	0	0	0	0	0
12	NRT295	2	3	0.	0.	0.	*	42ADB	0	0	0	0	0	0
12	NRT296	2	3	0.	0.	0.	*	42AF0	0	0	0	0	0	0
12	NRT297	2	3	0.	0.	0.	*	42AFL	0	0	0	0	0	0
12	NRT298	2	3	0.	0.	0.	*	42AKL	0	0	0	0	0	0
12	NRT299	2	3	0.	0.	0.	*	42AKM	0	0	0	0	0	0
12	NRT325	2	3	0.	0.	0.	*	44E00	0	0	0	0	0	0
12	NRT326	2	3	0.	0.	0.	*	44EA0	0	0	0	0	0	0
12	NRT327	2	3	0.	0.	0.	*	44EC0	0	0	0	0	0	0
12	NRT328	2	3	0.	0.	0.	*	45AAC	0	0	0	0	0	0
12	NRT329	2	3	0.	0.	0.	*	45AAK	0	0	0	0	0	0
12	NRT330	2	3	0.	0.	0.	*	45ABB	0	0	0	0	0	0
12	NRT331	2	3	0.	0.	0.	*	45ABC	0	0	0	0	0	0
12	NRT332	2	3	0.	0.	0.	*	45ABD	0	0	0	0	0	0
12	NRT333	2	3	0.	0.	0.	*	45ABJ	0	0	0	0	0	0
12	NRT334	2	3	0.	0.	0.	*	45ADD	0	0	0	0	0	0
12	NRT335	2	3	0.	0.	0.	*	45ADE	0	0	0	0	0	0
12	NRT336	2	3	0.	0.	0.	*	45AEB	0	0	0	0	0	0
12	NRT337	2	3	0.	0.	0.	*	46E00	0	0	0	0	0	0
12	NRT382	2	3	0.	0.	0.	*	46EAE	0	0	0	0	0	0
12	NRT383	2	3	0.	0.	0.	*	46EB0	0	0	0	0	0	0
12	NRT384	2	3	0.	0.	0.	*	46EBA	0	0	0	0	0	0
12	NRT385	2	3	0.	0.	0.	*	46EBD	0	0	0	0	0	0
12	NRT386	2	3	0.	0.	0.	*	46EBD	0	0	0	0	0	0
12	NRT387	2	3	0.	0.	0.	*	46EBF	0	0	0	0	0	0
12	NRT388	2	3	0.	0.	0.	*	46EBJ	0	0	0	0	0	0
12	NRT389	2	3	0.	0.	0.	*	46EBM	0	0	0	0	0	0
12	NRT390	2	3	0.	0.	0.	*	46EBN	0	0	0	0	0	0
12	NRT391	2	3	0.	0.	0.	*	46ECO	0	0	0	0	0	0

(CONTINUED)

AIR FORCE FORM 2712--TASK DEFINITIONS

CARD ID	TASK ID	TASK TYPE	PRI	TASK MEAN VARIANCE	TASK DURATION	ASSOC RESOURCE	TASK RESOURCE C QTY	RESOURCE C QTY	RESOURCE C QTY	REQUIREMENTS	TRI DIST
12	NRT392	2	3	0.	0.	46ED0	0	0	0	0	0
12	NRT393	2	3	0.	0.	46EDA	0	0	0	0	0
12	NRT394	2	3	0.	0.	46EDB	0	0	0	0	0
12	NRT395	2	3	0.	0.	46EEO	0	0	0	0	0
12	NRT396	2	3	0.	0.	46EEA	0	0	0	0	0
12	NRT413	2	3	0.	0.	51AA0	0	0	0	0	0
12	NRT414	2	3	0.	0.	51AD0	0	0	0	0	0
12	NRT415	2	3	0.	0.	51AE0	0	0	0	0	0
12	NRT416	2	3	0.	0.	51AF0	0	0	0	0	0
12	NRT417	2	3	0.	0.	51AG0	0	0	0	0	0
12	NRT418	2	3	0.	0.	51AH0	0	0	0	0	0
12	NRT419	2	3	0.	0.	51AJ0	0	0	0	0	0
12	NRT420	2	3	0.	0.	51AK0	0	0	0	0	0
12	NRT421	2	3	0.	0.	51AM0	0	0	0	0	0
12	NRT422	2	3	0.	0.	51EA0	0	0	0	0	0
12	NRT423	2	3	0.	0.	51EAA	0	0	0	0	0
12	NRT424	2	3	0.	0.	51ED0	0	0	0	0	0
12	NRT425	2	3	0.	0.	51EE0	0	0	0	0	0
12	NRT426	2	3	0.	0.	51EEA	0	0	0	0	0
12	NRT427	2	3	0.	0.	51FA0	0	0	0	0	0
12	NRT428	2	3	0.	0.	51FAO	0	0	0	0	0
12	NRT429	2	3	0.	0.	51FB0	0	0	0	0	0
12	NRT430	2	3	0.	0.	52AA0	0	0	0	0	0
12	NRT431	2	3	0.	0.	52AB0	0	0	0	0	0
12	NRT432	2	3	0.	0.	52AF0	0	0	0	0	0
12	NRT433	2	3	0.	0.	52AH0	0	0	0	0	0
12	NRT434	2	3	0.	0.	55AC0	0	0	0	0	0
12	NRT435	2	3	0.	0.	55AE0	0	0	0	0	0
12	NRT436	2	3	0.	0.	55BE0	0	0	0	0	0
12	NRT437	2	3	0.	0.	55CA0	0	0	0	0	0
12	NRT438	2	3	0.	0.	57AA0	0	0	0	0	0
12	NRT439	2	3	0.	0.	63AA0	0	0	0	0	0
12	NRT440	2	3	0.	0.	63AC0	0	0	0	0	0
12	NRT441	2	3	0.	0.	63AD0	0	0	0	0	0
12	NRT442	2	3	0.	0.	63AO0	0	0	0	0	0
12	NRT443	2	3	0.	0.	63AO0	0	0	0	0	0
12	NRT444	2	3	0.	0.	63EC0	0	0	0	0	0
12	NRT445	2	3	0.	0.	63BD0	0	0	0	0	0
12	NRT446	2	3	0.	0.	63BE0	0	0	0	0	0
12	NRT447	2	3	0.	0.	63BF0	0	0	0	0	0
12	NRT448	2	3	0.	0.	63BH0	0	0	0	0	0
12	NRT449	2	3	0.	0.	65AA0	0	0	0	0	0
12	NRT450	2	3	0.	0.	65BA0	0	0	0	0	0
12	NRT451	2	3	0.	0.	65BH0	0	0	0	0	0
12	NRT452	2	3	0.	0.	65B00	0	0	0	0	0

AIR FORCE FORM 2712--TASK DEFINITIONS

(CONTINUED)

CARD ID	TASK ID	TASK TYPE	PRI	TASK MEAN VARIANCE DIST	* / #	ASSOC RESOURCE	TASK RESOURCE	RESOURCE C QTY	RESO URCE C QTY	RESOURCE C QTY	REQUIREMENTS	TRI DIST
12	NRT453	2	3	0. 0.	*	71AE0		0	0	0		
12	NRT454	2	3	0. 0.	*	71AF0		0	0	0		
12	NRT455	2	3	0. 0.	*	71AK0		0	0	0		
12	NRT456	2	3	0. 0.	*	71AT		0	0	0		
12	NRT457	2	3	0. 0.	*	71CA0		0	0	0		
12	NRT458	2	3	0. 0.	*	71DA0		0	0	0		
12	NRT459	2	3	0. 0.	*	71FA0		0	0	0		
12	NRT460	2	3	0. 0.	*	71FB0		0	0	0		
12	NRT461	2	3	0. 0.	*	71FC0		0	0	0		
12	NRT462	2	3	0. 0.	*	71FE0		0	0	0		
12	NRT463	2	3	0. 0.	*	74E80		0	0	0		
12	NRT464	2	3	0. 0.	*	74FA0		0	0	0		
12	NRT465	2	3	0. 0.	*	74FC0		0	0	0		
12	NRT466	2	3	0. 0.	*	74FU0		0	0	0		
12	NRT467	2	3	0. 0.	*	74FU0		0	0	0		
12	NRT468	2	3	0. 0.	*	74FF0		0	0	0		
12	NRT469	2	3	0. 0.	*	74FQ0		0	0	0		
12	NRT470	2	3	0. 0.	*	74FS0		0	0	0		
12	NRT471	2	3	0. 0.	*	74FH0		0	0	0		
12	NRT472	2	3	0. 0.	*	74FO0		0	0	0		
12	NRT473	2	3	0. 0.	*	74FG0		0	0	0		
12	NRT474	2	3	0. 0.	*	74FC		0	0	0		
12	NRT475	2	3	0. 0.	*	74FV0		0	0	0		
12	NRT476	2	3	0. 0.	*	74FV0		0	0	0		
12	NRT477	2	3	0. 0.	*	74F99		0	0	0		
12	NRT478	2	3	0. 0.	*	74JA0		0	0	0		
12	NRT479	2	3	0. 0.	*	74JC0		0	0	0		
12	NRT480	2	3	0. 0.	*	74KC0		0	0	0		
12	NRT481	2	3	0. 0.	*	74KA0		0	0	0		
12	NRT482	2	3	0. 0.	*	74KE0		0	0	0		
12	NRT483	2	3	0. 0.	*	74K99		0	0	0		
12	NRT489	2	3	0. 0.	*	74KAP		0	0	0		
12	NRT490	2	3	0. 0.	*	75AA0		0	0	0		
12	NRT503	2	3	0. 0.	*	75AC0		0	0	0		
12	NRT802	2	3	0. 0.	*	76CA0		0	0	0		
12	N11PAE	2	3	1.2H	L	71BD0		0	0	0		
12	N11PD0	2	3	1.2H	L			0	0	0		
12	N11PD0	2	3	1.2H	L			0	0	0		
12	N11PD0	2	3	3.0H	.87H			0	0	0		
12	N11PD0	2	3	1.0H	.29H			0	0	0		
12	N12ABB	2	3	1.0H	.29H			0	0	0		
						423X4		2	2			
						423X4		2	2			
						326C1		2	2			
						C0D06		1	1			
						C0D14		1	1			
						C0D26		1	1			
						C0D20		1	1			
						C0D22		1	1			
						C0D17		1	1			
						C0D03		1	1			
						326C1		2	2			
						C0D27		1	1			
						C0D01		1	1			
						C0D09		1	1			
						C0D16		1	1			
						C0D02		1	1			
						C0D19		1	1			
						C0D05		1	1			
						ICT51		1	1			
						C0D08		1	1			
						ICD07		1	1			

(CONTINUED)

AIR FORCE FORM 2712--TASK DEFINITIONS

CARD ID	TASK ID	TASK TYPE	PRI	TASK MEAN	VARIANCE	DURATION	TION DIST	*/#	ASSOC RESOURCE	TASK RESOURCE	RESO C QTY	URC RESOURCE	REQ C QTY	UIR RESOURCE	RENTS C QTY	TRI DIST
12	N12ABB	C								ICD06	1	ICD03	1	ICD05	1	
12	N12ABB	C								ICD02	1	ICD12	1		0	
12	N13HA0	C	3	1.5H	.43H	L				326D1	2	DPD07	1	DTS01	X	
12	N13HA0	C								DPD11	1	DPD10	1	DPD13	1	
12	N13HA0	C								DPD12	1	DPD15	1	DPD14	1	
12	N13HA0	C								DPD01	1	DPD08	1	DPD09	1	
12	N13HA0	C								DPD04	1	DPD17	1		0	
12	N14AAA	C	3	.7H	.20H	L				326C1	2	ICD07	1	ICTS1	X	
12	N14AAA	C								ICD03	1	ICD02	1	ICD12	1	
12	N14ABA	C	3	1.0H	.29H	L				423X4	2		0		0	
12	N14ABB	C	3	1.0H	.29H	L				423X4	2		0		0	
12	N14ABC	C	3	1.6H	.46H	L				423X4	2		0		0	
12	N14ABD	C	3	1.0H	.29H	L				423X4	2		0		0	
12	N14ABJ	C	3	1.0H	.29H	L				423X4	2		0		0	
12	N14AC0	C	3	1.0H	.29H	L				423X4	2		0		0	
12	N14AFB	C	3	1.0H	.29H	L				423X4	2		0		0	
12	N14AFD	C	3	1.0H	.29H	L				326C1	2	ICD07	1	ICTS1	X	
12	N14AFD	C								ICD03	1	ICD02	1	ICD06	1	
12	N14AFD	C								ICD12	1		0		0	
12	N23A*0	C	3	24.0H	6.96H	L		*	23A*0	426X2	3		0		0	
12	N23AAR	C	3	.2H	.06H	L		*	23AAR	426X2	1		0		0	
12	N23AA0	C	3	24.0H	6.96H	L		*	23AA0	426X2	3		0		0	
12	N23AD0	C	3	24.0H	6.96H	L		*	23AD0	426X2	3		0		0	
12	N23BL0	C	3	31.5H	9.13H	L		*	23BL0	426X2	3		0		0	
12	N23BM0	C	3	31.5H	9.13H	L		*	23BM0	426X2	3		0		0	
12	N23BN0	C	3	31.5H	9.13H	L		*	23BN0	426X2	3		0		0	
12	N23BP0	C	3	31.5H	9.13H	L		*	23BP0	426X2	3		0		0	
12	N23C*0	C	3	24.0H	6.96H	L		*	23C*0	426X2	2		0		0	
12	N23CC0	C	3	24.0H	6.96H	L		*	23CC0	426X2	2		0		0	
12	N23F*0	C	3	24.0H	6.96H	L		*	23F*0	426X2	2		0		0	
12	N23FAV	C	3	.2H	.06H	L		*	23FAV	426X2	1		0		0	
12	N23FA3	C	3	24.0H	6.96H	L		*	23FA0	426X2	2		0		0	
12	N23FBC	C	3	.3H	.09H	L		*	23FBC	426X2	1		0		0	
12	N23FBD	C	3	.3H	.09H	L		*	23FBD	426X2	1		0		0	
12	N23FBE	C	3	.2H	.06H	L		*	23FBE	426X2	1		0		0	
12	N23FBG	C	3	.2H	.06H	L		*	23FBG	426X2	1		0		0	
12	N23FB0	C	3	24.0H	6.96H	L		*	23FB0	426X2	2		0		0	
12	N23F90	C	3	24.0H	6.96H	L		*	23F90	426X2	2		0		0	
12	N23G80	C	3	4.0H	1.16H	L		*	23G80	426X2	3		0		0	
12	N23GC0	C	3	4.0H	1.16H	L		*	23CC0	426X2	3		0		0	
12	N23GC1	C	3	.2H	.06H	L		*	23GC0	426X2	1		0		0	
12	N23HAA	C	3	.2H	.06H	L		*	23HAA	426X2	1		0		0	
12	N23HAB	C	3	.2H	.06H	L		*	23HAB	426X2	1		0		0	
12	N23HAD	C	3	.2H	.06H	L		*	23HAD	426X2	1		0		0	
12	N23HAE	C	3	.2H	.06H	L		*	23HAE	426X2	1		0		0	

(CONTINUED)

AIR FORCE FORM 2712--TASK DEFINITIONS

CARD ID	TASK A ID	TASK TYPE	PRI	TASK MEAN	TASK VARIANCE	DURATION	DIST	*/#	ASSOC RESOURCE	TASK RESOURCE	RESO C QTY	UR C QTY	REQUIREMENTS	RESOURCE C QTY	TRIDIST
12	N23HAF	2	3	.2H	.06H	L	*	*	23HAF	426X2	1	0	0	0	
12	N23HAG	2	3	.2H	.06H	L	*	*	23HAG	426X2	1	0	0	0	
12	N23HAM	2	3	.2H	.06H	L	*	*	23HAM	426X2	1	0	0	0	
12	N23HAK	2	3	.2H	.06H	L	*	*	23HAK	426X2	1	0	0	0	
12	N23HAM	2	3	.2H	.06H	L	*	*	23HAM	426X2	1	0	0	0	
12	N23HAN	2	3	.2H	.06H	L	*	*	23HAN	426X2	1	0	0	0	
12	N23HAO	2	3	.8H	.23H	L	*	*	23HAO	426X2	1	0	0	0	
12	N23HA1	2	3	.2H	.06H	L	*	*	23HAK	426X2	1	0	0	0	
12	N23JAO	2	3	.5H	.14H	L	*	*	23JAO	426X2	1	0	0	0	
12	N23KAC	2	3	.2H	.06H	L	*	*	23KAC	426X2	1	0	0	0	
12	N23KAG	2	3	.2H	.06H	L	*	*	23KAG	426X2	1	0	0	0	
12	N23KAH	2	3	.2H	.06H	L	*	*	23KAH	426X2	1	0	0	0	
12	N23KAR	2	3	.2H	.06H	L	*	*	23KAR	426X2	1	0	0	0	
12	N23KAO	2	3	.5H	.14H	L	*	*	23KAO	426X2	1	0	0	0	
12	N23PAB	2	3	.2H	.06H	L	*	*	23PAB	426X2	1	0	0	0	
12	N23PAC	2	3	.2H	.06H	L	*	*	23PAC	426X2	1	0	0	0	
12	N23PAK	2	3	.2H	.06H	L	*	*	23PAK	426X2	1	0	0	0	
12	N23PAL	2	3	.2H	.06H	L	*	*	23PAL	426X2	1	0	0	0	
12	N23PAN	2	3	.2H	.06H	L	*	*	23PAN	426X2	1	0	0	0	
12	N23PAO	2	3	.8H	.27H	L	*	*	23PAO	426T2	2	0	0	0	
12	N23PA1	2	3	.6H	.17H	L	*	*	23PAO	426X2	1	0	0	0	
12	N23P90	2	3	.5H	.14H	L	*	*	23P90	426X2	1	0	0	0	
12	N23QAO	2	3	1.0H	.29H	L	*	*	23QAO	426X2	2	0	0	0	
12	N23QA4	2	3	.2H	.06H	L	*	*	23QA4	426X2	1	0	0	0	
12	N23QBO	2	3	1.0H	.29H	L	*	*	23QBO	426X2	1	0	0	0	
12	N23QCO	2	3	1.0H	.29H	L	*	*	23QCO	426X2	1	0	0	0	
12	N23Q90	2	3	1.0H	.29H	L	*	*	23Q90	426X2	1	0	0	0	
12	N231AA	2	3	1.0H	.29H	L			326C1	326C1	1	1	1	1	ICTS1
12	N231AA	2	3	1.0H	.29H	L			1CD03	1CD03	1	1	1	1	ICD12
12	N231AA	2	3	1.0H	.29H	L			1CD07	1CD07	1	1	1	1	ICD12
12	N231AB	2	3	1.0H	.29H	L			326C1	326C1	1	1	1	1	ICTS1
12	N231AB	2	3	1.0H	.29H	L			1CD03	1CD03	1	1	1	1	ICD06
12	N231AB	2	3	1.0H	.29H	L			1CD11	1CD11	1	1	1	1	ICD06
12	N231AC	2	3	1.0H	.29H	L			326C1	326C1	1	1	1	1	ICTS1
12	N231AC	2	3	1.0H	.29H	L			1CD07	1CD07	1	1	1	1	ICD06
12	N231AC	2	3	1.0H	.29H	L			1CD12	1CD12	1	1	1	1	ICD06
12	N231AM	2	3	1.3H	.38H	L			1CD01	1CD01	1	1	1	1	ICTS1
12	N231AM	2	3	1.3H	.38H	L			1CD03	1CD03	1	1	1	1	ICD02
12	N231AM	2	3	1.0H	.29H	L			1CD06	1CD06	1	1	1	1	ICD12
12	N231A1	2	3	1.0H	.29H	L			326C1	326C1	2	1	1	1	ICTS1
12	N231A1	2	3	1.0H	.29H	L			1CD07	1CD07	1	1	1	1	ICD06
12	N231A1	2	3	1.3H	.38H	L			1CD12	1CD12	1	1	1	1	ICD06
12	N231A2	2	3	1.3H	.38H	L			1CD01	1CD01	1	1	1	1	ICTS1
12	N231A2	2	3	1.3H	.38H	L			1CD03	1CD03	1	1	1	1	ICD06
12	N231D0	2	3	.5H	.14H	L			426X2	426X2	1	0	0	0	

AIR FORCE FORM 2712--TASK DEFINITIONS

(CONTINUED)

CARD ID	TASK ID	TASK TYPE	PRI	TASK DURATION		ASSOC RESOURCE	TASK RESOURCE	RESO C QTY	UR C QTY	REQU I R E M E N T S	RESOURCE C QTY	TRI DIST
				MEAN	VARIANCE							
12	N231D1	2	3	1.1H	.32H	L	427X0	1				
12	N41AAR	2	3	1.0H	.29H	L	423X1	1				
12	N41AAU	2	3	.8H	.23H	L	326D1	1	COD01	0	CTS01	0
12	N41AAU						COD11	1	COD26	1	COD09	1
12	N41AAU						COD13	1	COD02	1	COD21	1
12	N41AAU						COD19	1	COD05	1	COD06	1
12	N41AAU						COD08	1	COD27	1		0
12	N41AA6	2	3	1.0H	.29H	L	423X1	1				
12	N41ABG	2	3	1.0H	.29H	L	423X1	1				
12	N41ABL	2	3	1.5H	.43H	L	326D1	2	COD01	1	CTS01	1
12	N41ABL						COD11	1	COD26	1	COD09	1
12	N41ABL						COD20	1	COD13	1	COD02	1
12	N41ABL						COD21	1	COD19	1	COD05	1
12	N41ABL						COD06	1	COD14	1	COD16	1
12	N41ABL						COD17	1	COD08	1	COD27	1
12	N41ABP	2	3	1.4H	.41H	L	423X1	1				
12	N41ABQ	2	3	1.7H	.49H	L	423X1	1				
12	N41ACA	2	3	1.5H	.43H	L	423X1	1				
12	N41ACH	2	3	.5H	.14H	L	423X1	1				
12	N41ACM	2	3	1.0H	.29H	L	423X1	1				
12	N41ACU	2	3	1.0H	.29H	L	423X1	1				
12	N41AEB	2	3	.9H	.26H	L	423X1	1				
12	N41AED	2	3	.9H	.26H	L	423X1	1				
12	N41AEE	2	3	1.2H	.35H	L	423X1	1				
12	N41AEH	2	3	1.0H	.29H	L	423X1	1				
12	N42ADA	2	3	1.0H	.29H	L	423X0	2				
12	N42A0B	2	3	1.4H	.41H	L	423X0	2				
12	N42AF0	2	3	4.0H	1.16H	L	326C1	2	ICD10	1	ICTS1	1
12	N42AF0						ICD01	1	ICD07	1	ICD03	1
12	N42AF0						ICD05	1	ICD08	1	ICD09	1
12	N42AF0						ICD02	1	ICD06	1	ICD12	1
12	N42AKL	2	3	1.0H	.29H	L	423X0	2	ICD07	1	ICTS1	1
12	N44EC0	2	3	2.3H	.67H	L	326C1	2	ICD07	1	ICTS1	1
12	N44EC0						ICD03	1	ICD08	1	ICD02	1
12	N44EC0						ICD06	1	ICD12	1		0
12	N45ABD	2	3	1.3H	.38H	L	326C1	2	ICD01	1	ICTS1	1
12	N45ABD						ICD07	1	ICD03	1	ICD06	1
12	N45ABD						ICD12	1		0		0
12	N45AEB	2	3	5.0H	1.45H	L	423X4	2				0
12	N45AEC	2	3	1.0H	.29H	L	423X4	2				0
12	N46EBA	2	3	2.0H	.58H	L	326C1	2	ICD07	1	ICTS1	1
12	N46EBA						ICD03	1	ICD05	1	ICD02	1
12	N46EBA						ICD06	1	ICD12	1		0
12	N46EBO	2	3	1.4H	.41H	L	326B2	2				0
12	N46EDA	2	3	1.0H	.29H	L	326C1	2	ICD01	1	ICTS1	1

AIR FORCE FORM 2712--TASK DEFINITIONS

(CONTINUED)

CARD ID	TASK ID	TASK TYPE	PRI	TASK MEAN VARIANCE	DURATION	DIST	*/#	ASSOC RESOURCE	TASK RESOURCE	RESO C QTY	SOJ R C E R E QTY	RESOURCE	REQUIREMENT	TRI DIST
12	N46EDA	C						1CD07		1	1	ICD03	ICD02	1
12	N46EDA	C						ICD06		1	1	ICD12		0
12	N46EDB	C	3	1.2H	.35H	L		326B2		2	0			0
12	N51AD0	C	3	1.0H	.29H	L		326D1		2	1	COD01	CTS01	X
12	N51AD0	C						ICD11		1	1	ICD26	COD09	1
12	N51AD0	C						COD20		1	1	ICD13	ICD02	1
12	N51AD0	C						COD21		1	1	COD19	ICD14	1
12	N51AD0	C						ICD16		1	1	COD17	COD08	1
12	N51AD0	C						ICD10		1	1	ICD27		0
12	N51AE0	C	3	1.3H	.38H	L		326C1		2	1	ICD01	ICTS1	X
12	N51AE0	C						ICD07		1	1	ICD03	ICD05	1
12	N51AE0	C						ICD02		1	1	ICD06	ICD12	1
12	N51AF0	C	3	1.0H	.29H	L		326C1		2	1	ICD01	ICTS1	X
12	N51AF0	C						ICD07		1	1	ICD03	ICD05	1
12	N51AF0	C						ICD02		1	1	ICD06	ICD12	1
12	N51AG0	C	3	1.5H	.43H	L		326D1		2	1	COD01	CTS01	X
12	N51AG0	C						COD11		1	1	COD26	COD09	1
12	N51AG0	C						COD13		1	1	COD02	COD21	1
12	N51AG0	C						COD19		1	1	COD05	COD06	1
12	N51AG0	C						COD08		1	1	COD27		0
12	N51AH0	C	3	.9H	.26H	L		326D1		2	1	COD01	CTS01	X
12	N51AH0	C						COD11		1	1	COD26	COD09	1
12	N51AH0	C						COD13		1	1	COD02	COD21	1
12	N51AH0	C						COD05		1	1	COD06	COD08	1
12	N51AH0	C						COD27		1	0			0
12	N51AJ0	C	3	1.0H	.29H	L		326D1		2	1	COD01	CTS01	X
12	N51AJ0	C						COD11		1	1	COD26	COD09	1
12	N51AJ0	C						COD13		1	1	COD02	COD21	1
12	N51AJ0	C						COD19		1	1	COD08	COD23	1
12	N51AJ0	C						COD25		1	1	COD27		0
12	N51AK0	C	3	1.1H	.32H	L		326C1		2	1	ICD01	ICTS1	X
12	N51AK0	C						ICD07		1	1	ICD03	ICD02	1
12	N51AK0	C						ICD06		1	1	ICD12		0
12	N51AM0	C	3	1.0H	.29H	L		326D1		2	1	COD01	CTS01	X
12	N51AM0	C						COD11		1	1	COD26	COD09	1
12	N51AM0	C						COD13		1	1	COD02	COD21	1
12	N51AM0	C						COD19		1	1	COD08	COD27	1
12	N51AM0	C						326D1		2	1	COD01	CTS01	X
12	N51EA0	C	3	5.0H	1.45H	L		COD11		1	1	COD26	COD09	1
12	N51EA0	C						COD20		1	1	COD13	COD22	1
12	N51EA0	C						COD07		1	1	COD02	COD21	1
12	N51EA0	C						COD19		1	1	COD04	COD03	1
12	N51EA0	C						COD05		1	1	COD06	COD14	1
12	N51EA0	C						COD16		1	1	COD17	COD08	1
12	N51EA0	C						COD27		1	0			0

(CONTINUED)

AIR FORCE FORM 2712--TASK DEFINITIONS

CARD ID	TASK ID	TASK TYPE	PRI	TASK DURATION		ASSOC TASK RESOURCES	URCER		ITEMS		TRI DIST		
				MEAN	VARIANCE		RESOURCE	CQTY	RESOURCE	CQTY		RESOURCE	CQTY
12	N63BF0	2	3	1.0H	.29H	L	326C1	2	ICD07	1	ICTS1	X	1
12	N63BF0	C					ICD03	1	ICD05	1	ICD08		1
12	N63BF0	C					ICD09	1	ICD02	1	ICD06		1
12	N63BF0	C					ICD12	1		0			0
12	N63BH0	2	3	1.0H	.29H	L	326C1	2	ICD07	1	ICTS1	X	1
12	N63BH0	C					ICD03	1	ICD02	1	ICD06		1
12	N63BH0	C					ICD12	1		0			0
12	N65AA0	2	3	3.5H	1.01H	L	326C1	2	NID01	1	NITS1	X	1
12	N65AA0	C					NID03	1	NID11	1	NID08		1
12	N65AA0	C					NID02	1	NID14	1	NID15		1
12	N65BA0	2	3	7.0H	2.03H	L	326C1	2	NID01	1	NITS1	X	1
12	N65BA0	C					NID10	1	NID03	1	NID11		1
12	N65BA0	C					NID08	1	NID12	1	NID14		1
12	N65BA0	C					NID15	1		0			0
12	N65BH0	2	3	4.0H	1.16H	L	326D1	2	DPD07	1	DTS01	X	1
12	N65BH0	C					DPD11	1	DPD10	1	DPD13		1
12	N65BH0	C					DPD02	1	DPD06	1	DPD15		1
12	N65BH0	C					DPD14	1	DPD01	1	DPD08		1
12	N65BH0	C					DPD05	1	DPD17	1			0
12	N71AE0	2	3	2.0H	.58H	L	326D1	2	CCD01	1	CTS01	X	1
12	N71AE0	C					CCD11	1	CCD26	1	CCD09		1
12	N71AE0	C					CCD20	1	CCD13	1	CCD12		1
12	N71AE0	C					CCD22	1	CCD07	1	CCD02		1
12	N71AE0	C					CCD21	1	CCD19	1	CCD08		1
12	N71AE0	C					CCD10	1	CCD18	1	CCD25		1
12	N71AE0	C					CCD27	1		0			0
12	N71AF0	2	3	1.0H	.29H	L	326D1	2	CCD01	1	CTS01	X	1
12	N71AF0	C					CCD11	1	CCD26	1	CCD09		1
12	N71AF0	C					CCD03	1	CCD13	1	CCD12		1
12	N71AF0	C					CCD02	1	CCD27	1	CCD18		1
12	N71AF0	C					CCD21	1	CCD19	1	CCD08		1
12	N71AK0	2	3	3.0H	.97H	L	326D1	2	CCD01	1	CTS01	X	1
12	N71AK0	C					CCD11	1	CCD26	1	CCD09		1
12	N71AK0	C					CCD20	1	CCD13	1	CCD22		1
12	N71AK0	C					CCD07	1	CCD02	1	CCD21		1
12	N71AK0	C					CCD19	1	CCD14	1	CCD16		1
12	N71AK0	C					CCD17	1	CCD08	1	CCD18		1
12	N71AK0	C					CCD27	1		0			0
12	N71BD0	2	3	1.9H	.55H	L	326C1	2	NID01	1	NITS1	X	1
12	N71BD0	C					NID05	1	NID03	1	NID04		1
12	N71BD0	C					NID11	1	NID08	1	NID12		1
12	N71BD0	C					NID15	1	NID02	1	NID07		1
12	N71CA0	2	3	1.5H	.43H	L	326C1	2	NID01	1	NITS1	X	1
12	N71CA0	C					NID13	1	NID03	1	NID04		1
12	N71CA0	C					NID11	1	NID08	1	NID12		1

AIR FORCE FORM 2712--TASK DEFINITIONS

(CONTINUED)

CARD ID	TASK ID	TASK TYPE	PRI	TASK MEAN	TASK VARIANCE	TASK DURATION	TASK DIST	ASSOC RESOURCE	TASK RESOURCE	RESOURCE C QTY	RESOURCE C QTY	RESOURCE C QTY	REQUIREMENTS	TRIDIST
12	N74JC0	C						DPD02	DPD06	1	1	DPD12	1	
12	N74JC0	C						DPD15	DPD05	1	1	DPD17	1	
12	N74KA0	C	3	10.0H	2.90H	L		326D1	DPD07	2	2	DTS01	X	
12	N74KA0	C						DPD11	DPD10	1	1	DPD13	1	
12	N74KA0	C						DPD15	DPD03	1	1	DPD08	1	
12	N74KA0	C						DPD09	DPD05	1	1	DPD04	1	
12	N74KA0	C						DPD16	DPD17	1	1		0	
12	N74KC0	C	3	2.3H	.67H	L		326D1	DPD07	2	2	DTS01	X	
12	N74KC0	C						DPD11	DPD10	1	1	DPD13	1	
12	N74KC0	C						DPD02	DPD06	1	1	DPD12	1	
12	N74KC0	C						DPD15	DPD05	1	1	DPD17	1	
12	N74KE0	C	3	3.2H	.93H	L		326C1	ICD07	2	2	ICTS1	X	
12	N74KE0	C						ICD03	ICD05	1	1	ICD08	1	
12	N74KE0	C						ICD09	ICD02	1	1	ICD06	1	
12	N74KE0	C						ICD12		1	0		0	
12	N75MA0	C	3	2.0H	.58H	L		326D1	DPD07	2	2	DTS01	X	
12	N75MA0	C						DPJ11	DPD10	1	1	DPD13	1	
12	N75MA0	C						DPD15	DPD08	1	1	DPD04	1	
12	N75MA0	C						DPD17		1	0		0	
12	N75MC0	C	3	4.0H	1.16H	L		326D1	DFD07	2	2	DTS01	X	
12	N75MC0	C						DPD11	DPD10	1	1	DPD13	1	
12	N75MC0	C						DPD02	DFC06	1	1	DPD12	1	
12	N75MC0	C						DPD15	DPD14	1	1	DPD01	1	
12	N75MC0	C						DPD08	DPD09	1	1	DPD05	1	
12	N75MC0	C						DPD04	DPD17	1	1		0	
12	N76CA0	C	3	3.0H	.87H	L		326D1	MWD09	2	2	MTS01	X	
12	N76CA0	C						MWD23	MWD21	1	1	MWD06	1	
12	N76CA0	C						MWD14	MWD22	1	1	MWD02	1	
12	N76CA0	C						MWD05	MWD20	1	1	MWD18	1	
12	N76CA0	C						MWD10	MWD16	1	1	MWD17	1	
12	N76CA0	C						MWD26		1	0		0	
12	PDEP01	C	3	30D		C								
12	QAAD01	C	1	0.	0.			AAD01		C	1			0
12	QAAD02	C	1	0.	0.			AAD02		C	1			0
12	QAAD03	C	1	0.	0.			AAD03		C	1			0
12	QAAD04	C	1	0.	0.			AAD04		C	1			0
12	QAAD05	C	1	0.	0.			AAD05		C	1			0
12	QAAD06	C	1	0.	0.			AAD06		C	1			0
12	QAAD07	C	1	0.	0.			AAD07		C	1			0
12	QAAD08	C	1	0.	0.			AAD08		C	1			0
12	QAAD09	C	1	0.	0.			AAD09		C	1			0
12	QAAD10	C	1	0.	0.			AAD10		C	1			0
12	QAAD11	C	1	0.	0.			AAD11		C	1			0
12	QABD01	C	1	0.	0.			ABD01		C	1			0
12	QABD02	C	1	0.	0.			ABD02		C	1			0

(CONTINUED)

AIR FORCE FORM 2712--TASK DEFINITIONS

CARD ID	TASK A ID	TASK TYPE	PRI	TASK MEAN	TASK VARIANCE	DURATION	ASSOC RESOURCE	TASK RESOURCE	RESO C QTY	RESOURCE C QTY	REQUIREMENTS	TRI DIST
12	QABD03	2	1	0.	0.		ABD03	C	1	0	0	0
12	QABD04	2	1	0.	0.		ABD04	C	1	0	0	0
12	QABD05	2	1	0.	0.		ABD05	C	1	0	0	0
12	QABD06	2	1	0.	0.		ABD06	C	1	0	0	0
12	QABD07	2	1	0.	0.		ABD07	C	1	0	0	0
12	QABD08	2	1	0.	0.		ABD08	C	1	0	0	0
12	QABD09	2	1	0.	0.		ABD09	C	1	0	0	0
12	QABD10	2	1	0.	0.		ABD10	C	1	0	0	0
12	QABD11	2	1	0.	0.		ABD11	C	1	0	0	0
12	QBLDTK	3	1	0.	0.		BLDTK	C	1	0	0	0
12	QCDD01	2	1	0.	0.		CDD01	C	1	0	0	0
12	QCDD02	2	1	0.	0.		CDD02	C	1	0	0	0
12	QCDD03	2	1	0.	0.		CDD03	C	1	0	0	0
12	QCDD04	2	1	0.	0.		CDD04	C	1	0	0	0
12	QCDD05	2	1	0.	0.		CDD05	C	1	0	0	0
12	QCDD06	2	1	0.	0.		CDD06	C	1	0	0	0
12	QCDD07	2	1	0.	0.		CDD07	C	1	0	0	0
12	QCDD08	2	1	0.	0.		CDD08	C	1	0	0	0
12	QCDD09	2	1	0.	0.		CDD09	C	1	0	0	0
12	QCDD10	2	1	0.	0.		CDD10	C	1	0	0	0
12	QCDD11	2	1	0.	0.		CDD11	C	1	0	0	0
12	QCDD12	2	1	0.	0.		CDD12	C	1	0	0	0
12	QCDD13	2	1	0.	0.		CDD13	C	1	0	0	0
12	QCDD14	2	1	0.	0.		CDD14	C	1	0	0	0
12	QCDD16	2	1	0.	0.		CDD16	C	1	0	0	0
12	QCDD17	2	1	0.	0.		CDD17	C	1	0	0	0
12	QCDD18	2	1	0.	0.		CDD18	C	1	0	0	0
12	QCDD19	2	1	0.	0.		CDD19	C	1	0	0	0
12	QCDD20	2	1	0.	0.		CDD20	C	1	0	0	0
12	QCDD21	2	1	0.	0.		CDD21	C	1	0	0	0
12	QCDD22	2	1	0.	0.		CDD22	C	1	0	0	0
12	QCDD26	2	1	0.	0.		CDD26	C	1	0	0	0
12	QDPD01	2	1	0.	0.		DPD01	C	1	0	0	0
12	QDPD02	2	1	0.	0.		DPD02	C	1	0	0	0
12	QDPD03	2	1	0.	0.		DPD03	C	1	0	0	0
12	QDPD04	2	1	0.	0.		DPD04	C	1	0	0	0
12	QDPD06	2	1	0.	0.		DPD06	C	1	0	0	0
12	QDPD07	2	1	0.	0.		DPD07	C	1	0	0	0
12	QDPD08	2	1	0.	0.		DPD08	C	1	0	0	0
12	QDPD09	2	1	0.	0.		DPD09	C	1	0	0	0
12	QDPD10	2	1	0.	0.		DPD10	C	1	0	0	0
12	QDPD11	2	1	0.	0.		DPD11	C	1	0	0	0
12	QDPD12	2	1	0.	0.		DPD12	C	1	0	0	0
12	QDPD13	2	1	0.	0.		DPD13	C	1	0	0	0
12	QDPD14	2	1	0.	0.		DPD14	C	1	0	0	0

AIR FORCE FORM 2712--TASK DEFINITIONS (CONTINUED)

CARD ID	TASK ID	TASK TYPE	PRI	TASK MEAN	VARIANCE	DUR	A T I O N	ASSOC	TASK RESOURCE	RESO C QTY	UR C E	RE Q U	I R E M E N T S	TRI DIST
----	-----	-----	---	---	-----	---	---	-----	-----	-----	-----	-----	-----	-----
12	QDPD15	2	1	0.	0.				DFD15	C 1	0	0	0	
12	QD60	2	1	0.	0.				D60	C 1	0	0	0	
12	QICD01	2	1	0.	0.				ICD01	C 1	0	0	0	
12	QICD02	2	1	0.	0.				ICD02	C 1	0	0	0	
12	QICD03	2	1	0.	0.				ICD03	C 1	0	0	0	
12	QICD04	2	1	0.	0.				ICD04	C 1	0	0	0	
12	QICD05	2	1	0.	0.				ICD05	C 1	0	0	0	
12	QICD06	2	1	0.	0.				ICD06	C 1	0	0	0	
12	QICD07	2	1	0.	0.				ICD07	C 1	0	0	0	
12	QICD08	2	1	0.	0.				ICD08	C 1	0	0	0	
12	QICD09	2	1	0.	0.				ICD09	C 1	0	0	0	
12	QICD10	2	1	0.	0.				ICD10	C 1	0	0	0	
12	QMW02	2	1	0.	0.				MWD02	C 1	0	0	0	
12	QMW03	2	1	0.	0.				MWD03	C 1	0	0	0	
12	QMW04	2	1	0.	0.				MWD04	C 1	0	0	0	
12	QMW05	2	1	0.	0.				MWD05	C 1	0	0	0	
12	QMW06	2	1	0.	0.				MWD06	C 1	0	0	0	
12	QMW07	2	1	0.	0.				MWD07	C 1	0	0	0	
12	QMW08	2	1	0.	0.				MWD08	C 1	0	0	0	
12	QMW09	2	1	0.	0.				MWD09	C 1	0	0	0	
12	QMW10	2	1	0.	0.				MWD10	C 1	0	0	0	
12	QMW11	2	1	0.	0.				MWD11	C 1	0	0	0	
12	QMW12	2	1	0.	0.				MWD12	C 1	0	0	0	
12	QMW13	2	1	0.	0.				MWD13	C 1	0	0	0	
12	QMW14	2	1	0.	0.				MWD14	C 1	0	0	0	
12	QMW15	2	1	0.	0.				MWD15	C 1	0	0	0	
12	QMW16	2	1	0.	0.				MWD16	C 1	0	0	0	
12	QMW17	2	1	0.	0.				MWD17	C 1	0	0	0	
12	QMW18	2	1	0.	0.				MWD18	C 1	0	0	0	
12	QMW19	2	1	0.	0.				MWD19	C 1	0	0	0	
12	QMW20	2	1	0.	0.				MWD20	C 1	0	0	0	
12	QMW21	2	1	0.	0.				MWD21	C 1	0	0	0	
12	QMW22	2	1	0.	0.				MWD22	C 1	0	0	0	
12	QMW23	2	1	0.	0.				MWD23	C 1	0	0	0	
12	QMW24	2	1	0.	0.				MWD24	C 1	0	0	0	
12	QMW25	2	1	0.	0.				MWD25	C 1	0	0	0	
12	QNF2	2	1	0.	0.				NF2	C 1	0	0	0	
12	QNI001	2	1	0.	0.				NID01	C 1	0	0	0	
12	QNI002	2	1	0.	0.				NID02	C 1	0	0	0	
12	QNI003	2	1	0.	0.				NID03	C 1	0	0	0	
12	QNI004	2	1	0.	0.				NID04	C 1	0	0	0	
12	QNI005	2	1	0.	0.				NID05	C 1	0	0	0	
12	QNI007	2	1	0.	0.				NID07	C 1	0	0	0	
12	QNI008	2	1	0.	0.				NID08	C 1	0	0	0	
12	QNI009	2	1	0.	0.				NID09	C 1	0	0	0	

AIR FORCE FORM 2712--TASK DEFINITIONS (CONTINUED)

CARD ID	TASK ID	TASK TYPE	PRI	TASK MEAN	VARIANCE	DUR AT I O N	* / #	ASSOC RESOURCE	T A S K R E S O U R C E Q T Y	R E S O U R C E Q T Y	R E Q U I R E M E N T S	T R I D I S T
12	QNID11	2	1	0.	0.				NID11	C 1	0	0
12	QNID12	2	1	0.	0.				NID12	C 1	0	0
12	QNID13	2	1	0.	0.				NID13	C 1	0	0
12	QNID14	2	1	0.	0.				NID14	C 1	0	0
12	Q11PAE	2	1	2.0H	.58H	L			11PAE	C 1	2	0
12	Q11PAJ	2	1	0.	0.				11PAJ	C 1	0	0
12	Q11PAL	2	1	1.2H	.35H	L			11PAL	C 1	2	0
12	Q11PA6	2	1	0.	0.				11PA6	C 1	0	0
12	Q11PDO	2	1	4.5H	1.30H	L			11PDO	C 1	2	0
12	Q11P99	2	1	0.	0.				11P99	C 1	0	0
12	Q12ABB	2	1	1.5H	.43H	L			12ABB	C 1	2	0
12	Q13FAB	2	1	0.	0.				13FAB	C 1	0	0
12	Q13FAD	2	1	0.	0.				13FAD	C 1	0	0
12	Q13FA0	2	1	2.0H	.58H	L			13FA0	C 1	2	0
12	Q13FBB	2	1	2.0H	.58H	L			13FBB	C 1	2	0
12	Q13FBE	2	1	2.0H	.58H	L			13FBE	C 1	2	0
12	Q13F99	2	1	0.	0.				13F99	C 1	0	0
12	Q13HA0	2	1	3.2H	.93H	L			13HA0	C 1	2	0
12	Q14AAA	2	1	.9H	.26H	L			14AAA	C 1	2	0
12	Q14AA0	2	1	2.0H	.58H	L			14AA0	C 1	2	0
12	Q14ABA	2	1	.6H	.17H	L			14ABA	C 1	2	0
12	Q14ABB	2	1	1.0H	.29H	L			14ABB	C 1	2	0
12	Q14ABC	2	1	1.4H	.41H	L			14ABC	C 1	2	0
12	Q14ABD	2	1	2.4H	.70H	L			14ABD	C 1	2	0
12	Q14ABJ	2	1	0.	0.				14ABJ	C 1	0	0
12	Q14ACA	2	1	0.	0.				14ACA	C 1	0	0
12	Q14ACE	2	1	0.	0.				14ACE	C 1	0	0
12	Q14ACO	2	1	1.0H	.29H	L			14ACO	C 1	2	0
12	Q14AFB	2	1	1.0H	.29H	L			14AFB	C 1	2	0
12	Q14AFD	2	1	.9H	.26H	L			14AFD	C 1	1	0
12	Q14AFF	2	1	0.	0.				14AFF	C 1	0	0
12	Q14A00	2	1	0.	0.				14A00	C 1	0	0
12	Q23A*0	2	1	0.	0.				23A*0	C 1	0	0
12	Q23AAR	2	1	2.0H	.58H	L			23AAR	C 1	2	0
12	Q23AA0	2	1	0.	0.				23AA0	C 1	0	0
12	Q23AD0	2	1	0.	0.				23AD0	C 1	0	0
12	Q23A00	2	1	0.	0.				23A00	C 1	0	0
12	Q23B*0	2	1	0.	0.				23B*0	C 1	0	0
12	Q23BL0	2	1	0.	0.				23BL0	C 1	0	0
12	Q23BM0	2	1	0.	0.				23BM0	C 1	0	0
12	Q23BN0	2	1	0.	0.				23BN0	C 1	0	0
12	Q23BP0	2	1	0.	0.				23BP0	C 1	0	0
12	Q23B00	2	1	0.	0.				23B00	C 1	0	0
12	Q23C*0	2	1	0.	0.				23C*0	C 1	0	0
12	Q23CC0	2	1	0.	0.				23CC0	C 1	0	0

AIR FORCE FORM 2712--TASK DEFINITIONS

(CONTINUED)

CARD ID	TASK ID	TASK TYPE	PRI	TASK MEAN	TASK VARIANCE	DURATION	TASK DIST	*/#	ASSOC RESOURCE	TASK RESOURCE	RESO C QTY	URC RESOURCE	REQ C QTY	REMENTS C QTY	TRI DIST
12	023C00	2	1	0.	0.					23C00	C 1		0	0	
12	023F*0	2	1	0.	0.					23F*0	C 1		0	0	
12	023FAV	2	1	0.	0.					23FAV	C 1		0	0	
12	023FA0	2	1	0.	0.					23FA0	C 1		0	0	
12	023FBC	2	1	3.0H	.87H		L			23FBC	C 1	426X2	2	0	
12	023FBD	2	1	2.0H	.58H		L			23FBD	C 1	426X2	2	0	
12	023FBE	2	1	1.5H	.43H		L			23FBE	C 1	426X2	2	0	
12	023FBG	2	1	0.	0.					23FBG	C 1		0	0	
12	023FB0	2	1	0.	0.					23FB0	C 1		0	0	
12	023F90	2	1	0.	0.					23F90	C 1		0	0	
12	023G*0	2	1	0.	0.					23G*0	C 1		0	0	
12	023G80	2	1	0.	0.					23G80	C 1		0	0	
12	023GCO	2	1	0.	0.					23GCO	C 1		0	0	
12	023GC1	2	1	0.	0.					23GC0	C 1		0	0	
12	023G00	2	1	0.	0.					23G00	C 1		0	0	
12	023HAA	2	1	0.	0.					23HAA	C 1		0	0	
12	023HAB	2	1	1.5H	.43H		L			23HAB	C 1	426X2	2	0	
12	023HAD	2	1	2.5H	.72H		L			23HAD	C 1	426X2	2	0	
12	023HAE	2	1	0.	0.					23HAE	C 1		0	0	
12	023HAF	2	1	0.	0.					23HAF	C 1		0	0	
12	023HAG	2	1	3.0H	.87H		L			23HAG	C 1	426X2	2	0	
12	023HAH	2	1	3.0H	.87H		L			23HAH	C 1	426X2	2	0	
12	023HAK	2	3	0.	0.					23HAK	C 1		0	0	
12	023HAM	2	1	0.	0.					23HAM	C 1		0	0	
12	023HAN	2	1	0.	0.					23HAN	C 1		0	0	
12	023HA0	2	1	0.	0.					23HA0	C 1		0	0	
12	023HA1	2	1	0.	0.					23HA1	C 1		0	0	
12	023JAO	2	1	0.	0.					23JAO	C 1		0	0	
12	023KAC	2	1	0.	0.					23KAC	C 1		0	0	
12	023KAG	2	1	2.0H	.58H		L			23KAG	C 1	426X2	3	0	
12	023KAH	2	1	1.5H	.43H		L			23KAH	C 1	426X2	2	0	
12	023KAR	2	1	1.5H	.43H		L			23KAR	C 1	426X2	2	0	
12	023KA0	2	1	0.	0.					23KA0	C 1		0	0	
12	023PAB	2	1	0.	0.					23PAB	C 1		0	0	
12	023PAC	2	1	0.	0.					23PAC	C 1		0	0	
12	023PAK	2	1	1.5H	.43H		L			23PAK	C 1	426X2	2	0	
12	023PAL	2	1	1.5H	.43H		L			23PAL	C 1	426X2	2	0	
12	023PAN	2	1	0.	0.					23PAN	C 1		0	0	
12	023PA0	2	1	0.	0.					23PA0	C 1		0	0	
12	023P90	2	1	0.	0.					23P90	C 1		0	0	
12	023QA0	2	1	0.	0.					23QA0	C 1		0	0	
12	023QA4	2	1	0.	0.					23QA4	C 1		0	0	
12	023QB0	2	1	0.	0.					23QB0	C 1		0	0	
12	023GC0	2	1	0.	0.					23GC0	C 1		0	0	
12	023Q90	2	1	0.	0.					23Q90	C 1		0	0	

(CONTINUED)

AIR FORCE FORM 2712--TASK DEFINITIONS

CARD ID	TASK ID	TASK TYPE	PRI	TASK MEAN	VARIANCE	DURATION	DIST	*/#	ASSOC RESOURCE	TASK RESOURCE	RESOURCES	QUANTITY	ELEMENTS	TRIDIST
12	Q23000	2	1	6.0H	1.74H	L				23000	C 1	4	0	
12	Q231AA	2	1	0.	0.					231AA	C 1	0	0	
12	Q231AB	2	1	0.	0.					231AB	C 1	0	0	
12	Q231AC	2	1	0.	0.					231AC	C 1	0	0	
12	Q231AG	2	1	2.5H	.72H	L				231AG	C 1	2	0	
12	Q231AM	2	1	0.	0.					231AM	C 1	0	0	
12	Q231D0	2	1	0.	0.					231D0	C 1	0	0	
12	Q41M7	3	1	0.	0.					41M7	C 1	0	0	
12	Q41M9	3	1	0.	0.					41M9	C 1	0	0	
12	Q41AAB	2	1	0.	0.					41AAB	C 1	0	0	
12	Q41AAC	2	1	3.1H	.90H	L				41AAC	C 1	2	0	
12	Q41AAJ	2	1	0.	0.					41AAJ	C 1	0	0	
12	Q41AAL	2	1	0.	0.					41AAL	C 1	0	0	
12	Q41AAR	2	1	2.0H	.58H	L				41AAR	C 1	2	0	
12	Q41AAU	2	1	1.0H	.29H	L				41AAU	C 1	2	0	
12	Q41AAW	2	1	0.	0.					41AAW	C 1	0	0	
12	Q41AAZ	2	1	0.	0.					41AAZ	C 1	0	0	
12	Q41AA0	2	1	0.	0.					41AA0	C 1	0	0	
12	Q41AA6	2	1	0.	0.					41AA6	C 1	0	0	
12	Q41ABC	2	1	0.	0.					41ABC	C 1	0	0	
12	Q41ABE	2	1	1.0H	.29H	L				41ABE	C 1	2	0	
12	Q41ABG	2	1	3.0H	.87H	L				41ABG	C 1	2	0	
12	Q41ABL	2	1	2.8H	.81H	L				41ABL	C 1	2	0	
12	Q41ABP	2	1	1.5H	.43H	L				41ABP	C 1	2	0	
12	Q41ABQ	2	1	1.8H	.52H	L				41ABQ	C 1	2	0	
12	Q41ABS	2	1	0.	0.					41ABS	C 1	0	0	
12	Q41ABX	2	1	2.0H	.58H	L				41ABX	C 1	2	0	
12	Q41ACA	2	1	1.0H	.29H	L				41ACA	C 1	2	0	
12	Q41ACH	2	1	2.0H	.58H	L				41ACH	C 1	2	0	
12	Q41ACM	2	1	2.3H	.67H	L				41ACM	C 1	2	0	
12	Q41ACU	2	1	2.0H	.58H	L				41ACU	C 1	2	0	
12	Q41ACZ	2	1	0.	0.					41ACZ	C 1	0	0	
12	Q41AEB	2	1	2.0H	.58H	L				41AEB	C 1	2	0	
12	Q41AED	2	1	2.5H	.72H	L				41AED	C 1	2	0	
12	Q41AEE	2	1	0.	0.					41AEE	C 1	0	0	
12	Q41AEH	2	1	2.0H	.58H	L				41AEH	C 1	2	0	
12	Q41AEL	2	1	0.	0.					41AEL	C 1	0	0	
12	Q41AEM	2	1	0.	0.					41AEM	C 1	0	0	
12	Q42ADA	2	1	2.5H	.72H	L				42ADA	C 1	2	0	
12	Q42ADB	2	1	2.1H	.61H	L				42ADB	C 1	2	0	
12	Q42AD0	2	1	3.5H	1.01H	L				42AD0	C 1	2	0	
12	Q42AFL	2	3	0.	0.					42AFL	C 1	0	0	
12	Q42AFO	2	1	3.0H	.87H	L				42AFO	C 1	2	0	
12	Q42AKL	2	1	0.	0.					42AKL	C 1	0	0	
12	Q42AKM	2	1	0.	0.					42AKM	C 1	0	0	

(CONTINUED)

AIR FORCE FORM 2712--TASK DEFINITIONS

CARD ID	TASK ID	TASK TYPE	PRI	TASK MEAN	TASK VARIANCE	DURATION	DIST	*/#	ASSOC RESOURCE	TASK RESOURCE	RESO C QTY	URC	REQ C QTY	REMEM	ENTS	TRI
12	Q42A00	2	1	0.	0.					42A00	C 1		0			
12	Q44EA0	2	1	1.5H	.43H	L				44EA0	C 1	326B2	2			
12	Q44EC0	2	1	1.5H	.43H	L				44EC0	C 1	326B2	2			
12	Q44F00	2	1	0.	0.					44F00	C 1		0			
12	Q45AAC	2	1	0.	0.					45AAC	C 1		0			
12	Q45AAK	2	1	0.	0.					45AAK	C 1		0			
12	Q45ABB	2	1	0.	0.					45ABB	C 1		0			
12	Q45ABC	2	1	0.	0.					45ABC	C 1		0			
12	Q45ABD	2	1	0.	0.					45ABD	C 1		0			
12	Q45ABJ	2	1	0.	0.					45ABJ	C 1		0			
12	Q45ADD	2	1	0.	0.					45ADD	C 1		0			
12	Q45ADE	2	1	0.	0.					45ADE	C 1		0			
12	Q45AEB	2	1	0.	0.					45AEB	C 1		0			
12	Q45AEC	2	1	0.	0.					45AEC	C 1		0			
12	Q46EAE	2	1	0.	0.					46EAE	C 1		0			
12	Q46EBA	2	1	1.5H	.43H	L				46EBA	C 1	423X3	2			
12	Q46EBD	2	1	0.	0.					46EBD	C 1		0			
12	Q46EBF	2	1	0.	0.					46EBF	C 1		0			
12	Q46EBJ	2	1	0.	0.					46EBJ	C 1		0			
12	Q46EBM	2	1	0.	0.					46EBM	C 1		0			
12	Q46EBN	2	1	0.	0.					46EBN	C 1		0			
12	Q46EB0	2	1	0.	0.					46EB0	C 1		0			
12	Q46ECO	2	1	0.	0.					46ECO	C 1		0			
12	Q46EDA	2	1	0.	0.					46EDA	C 1		0			
12	Q46EDB	2	1	0.	0.					46EDB	C 1		0			
12	Q46ED0	2	1	0.	0.					46ED0	C 1		0			
12	Q46EEA	2	1	0.	0.					46EEA	C 1		0			
12	Q46EE0	2	1	0.	0.					46EE0	C 1		0			
12	Q46E00	2	1	0.	0.					46E00	C 1		0			
12	Q51AA0	2	1	0.	0.					51AA0	C 1		0			
12	Q51AD0	2	1	1.5H	.43H	L				51AD0	C 1	326B2	2			
12	Q51AE0	2	1	1.5H	.43H	L				51AE0	C 1	326B2	2			
12	Q51AF0	2	1	1.4H	.41H	L				51AF0	C 1	326B2	2			
12	Q51AG0	2	1	1.0H	.29H	L				51AG0	C 1	326B2	2			
12	Q51AH0	2	1	1.5H	.43H	L				51AH0	C 1	326B2	2			
12	Q51AJ0	2	1	1.4H	.41H	L				51AJ0	C 1	326B2	2			
12	Q51AK0	2	1	.8H	.23H	L				51AK0	C 1	326B2	2			
12	Q51AM0	2	1	.8H	.23H	L				51AM0	C 1	326B2	2			
12	Q51EA0	2	1	0.	0.					51EA0	C 1		0			
12	Q51EAO	2	1	2.0H	.58H	L				51EAO	C 1	326B2	2			
12	Q51ED0	2	1	2.0H	.58H	L				51ED0	C 1	326B2	2			
12	Q51EEA	2	1	0.	0.					51EEA	C 1		0			
12	Q51EE0	2	1	2.7H	.78H	L				51EE0	C 1	326B2	2			
12	Q51MA0	2	1	1.8H	.52H	L				51MA0	C 1	326B2	2			
12	Q51NA0	2	1	1.8H	.52H	L				51NA0	C 1	326B2	2			

(CONTINUED)

AIR FORCE FORM 2712--TASK DEFINITIONS

CARD ID	TASK ID	TASK CONT	TASK TYPE	PRI	TASK MEAN	TASK VARIANCE	DURATION	TION DIST	*/#	ASSOC RESOURCE	TASK RESOURCE	RESO C QTY	RESO C QTY	RESOURCE C QTY	RESOURCE C QTY	REMENTS C QTY	TRI DIST
12	051N80		2	1	1.4H	.41H	L			51N80	C 1	1	326B2	2	0	0	
12	052AA0		2	1	3.0H	.87H	L			52AA0	C 1	1	326B2	2	0	0	
12	052AB0		2	1	3.2H	.93H	L			52AB0	C 1	1	326B2	2	0	0	
12	052AF0		2	1	1.5H	.43H	L			52AF0	C 1	1	326B2	2	0	0	
12	052AH0		2	3	1.5H	.43H	L			52AH0	C 1	1	326B2	2	0	0	
12	055AC0		2	1	1.5H	.43H	L			55AC0	C 1	1	326B2	2	0	0	
12	055AE0		2	1	4.0H	1.16H	L			55AE0	C 1	1	326B2	2	0	0	
12	055BE0		2	1	0.	0.	L			55BE0	C 1	1	326B2	2	0	0	
12	055CA0		2	1	3.0H	.87H	L			55CA0	C 1	1	326B2	2	0	0	
12	057AA0		2	1	2.9H	.84H	L			57AA0	C 1	1	326B2	2	0	0	
12	063AA0		2	1	1.0H	.29H	L			63AA0	C 1	1	326C2	2	0	0	
12	063AC0		2	1	1.0H	.29H	L			63AC0	C 1	1	326C2	2	0	0	
12	063AD0		2	1	1.1H	.32H	L			63AD0	C 1	1	326C2	2	0	0	
12	063AG0		2	1	1.5H	.43H	L			63AG0	C 1	1	326C2	2	0	0	
12	063AO0		2	1	0.	0.	L			63AO0	C 1	1	326C2	2	0	0	
12	063BC0		2	1	1.2H	.35H	L			63BC0	C 1	1	326C2	2	0	0	
12	063BD0		2	1	1.5H	.43H	L			63BD0	C 1	1	326C2	2	0	0	
12	063BL0		2	1	1.4H	.41H	L			63BE0	C 1	1	326C2	2	0	0	
12	063BF0		2	1	1.5H	.43H	L			63BF0	C 1	1	326C2	2	0	0	
12	063BH0		2	1	1.0H	.29H	L			63BH0	C 1	1	326C2	2	0	0	
12	065AA0		2	1	.8H	.23H	L			65AA0	C 1	1	326C2	2	0	0	
12	065BA0		2	1	1.0H	.29H	L			65BA0	C 1	1	326C2	2	0	0	
12	065BH0		2	1	1.2H	.35H	L			65BH0	C 1	1	326C2	2	0	0	
12	065B00		2	1	.8H	.23H	L			65B00	C 1	1	326C2	2	0	0	
12	071AE0		2	1	1.4H	.41H	L			71AE0	C 1	1	326B2	2	0	0	
12	071AF0		2	1	1.0H	.29H	L			71AF0	C 1	1	326A2	2	0	0	
12	071AKT		2	1	1.0H	.29H	L			71AKT	C 1	1	326A2	2	0	0	
12	071AK0		2	1	1.4H	.41H	L			71AK0	C 1	1	326A2	2	0	0	
12	071BD0		2	1	1.0H	.29H	L			71BD0	C 1	1	326A2	2	0	0	
12	071CA0		2	1	1.0H	.29H	L			71CA0	C 1	1	326A2	2	0	0	
12	071DA0		2	1	1.0H	.29H	L			71DA0	C 1	1	326C2	2	0	0	
12	071FA0		2	1	2.0H	.58H	L			71FA0	C 1	1	326B2	2	0	0	
12	071FB0		2	1	2.0H	.58H	L			71FB0	C 1	1	326B2	2	0	0	
12	071FC0		2	1	2.1H	.61H	L			71FC0	C 1	1	326B2	2	0	0	
12	071FE0		2	1	3.0H	.87H	L			71FE0	C 1	1	326B2	2	0	0	
12	074EB0		2	1	2.0H	.58H	L			74EB0	C 1	1	326A2	2	0	0	
12	074FA0		2	1	2.4H	.70H	L			74FA0	C 1	1	326A2	2	0	0	
12	074FC0		2	1	2.4H	.70H	L			74FC0	C 1	1	326A2	2	0	0	
12	074FF0		2	1	3.0H	.87H	L			74FF0	C 1	1	326A2	2	0	0	
12	074FG0		2	1	3.1H	.90H	L			74FG0	C 1	1	326A2	2	0	0	
12	074FH0		2	1	1.5H	.43H	L			74FH0	C 1	1	326A2	2	0	0	
12	074FJ0		2	1	2.1H	.61H	L			74FJ0	C 1	1	326A2	2	0	0	
12	074FQC		2	1	1.0H	.29H	L			74FQC	C 1	1	326A2	2	0	0	
12	074FQ0		2	1	3.1H	.90H	L			74FQ0	C 1	1	326A2	2	0	0	
12	074FS0		2	1	2.0H	.58H	L			74FS0	C 1	1	326A2	2	0	0	

(CONTINUED)

AIR FORCE FORM 2712--TASK DEFINITIONS

CARD ID	TASK ID	TASK TYPE	PRI	TASK MEAN	TASK VARIANCE	DURATION	DIST	*/#	ASSOC RESOURCE	TASK RESOURCE	RESO C QTY	URC RESOURCE	REQ C QTY	REMTS	TRI DIST
12	Q74FU0	2	1	2.0H	.58H	L	L			74FU0	C 1	326A2	2	0	
12	Q74FV0	2	1	.6H	.17H	L	L			74FV0	C 1	326A2	2	0	
12	Q74F00	2	1	3.0H	.87H	L	L			74F00	C 1	326A2	2	0	
12	Q74F99	2	1	0.	0.	L	L			74F99	C 1		0	0	
12	Q74JA0	2	1	1.6H	.46H	L	L			74JA0	C 1	326A2	2	0	
12	Q74JC0	2	1	1.6H	.46H	L	L			74JC0	C 1	326A2	2	0	
12	Q74KAP	2	1	.9H	.26H	L	L			74KAP	C 1	326A2	2	0	
12	Q74KA0	2	1	1.2H	.35H	L	L			74KA0	C 1	326A2	2	0	
12	Q74KC0	2	1	1.2H	.35H	L	L			74KC0	C 1	326A2	2	0	
12	Q74KE0	2	1	1.2H	.35H	L	L			74KE0	C 1	326A2	2	0	
12	Q74K99	2	1	0.	0.	L	L			74K99	C 1		0	0	
12	Q75MA0	2	1	2.5H	.72H	L	L			75MA0	C 1	462W0	2	0	
12	Q75MC0	2	1	2.5H	.72H	L	L			75MC0	C 1	462W0	2	0	
12	Q76CA0	2	1	3.0H	.87H	L	L			76CA0	C 1	326C2	2	0	
12	Q76F00	2	1	3.0H	.87H	L	L			76F00	C 1	326C2	2	0	
12	RAA00	2	3	2.0H	.58H	L	L			423X5	C 1		0	0	
12	RAA00	2	3	2.2H	.64H	L	L			423X5	C 1		0	0	
12	RAA00	2	3	1.5H	.43H	L	L			423X0	C 1		0	0	
12	RAAD01	2	1	7.4H	2.15H	L	L			326D1	C 2	AA001	1	0	
12	RAAD02	2	1	1.0H	.29H	L	L			326D1	C 2	AA002	1	0	
12	RAAD03	2	1	6.0H	1.74H	L	L			326D1	C 2	AA003	1	0	
12	RAAD04	2	1	1.0H	.29H	L	L			326D1	C 2	AA004	1	0	
12	RAAD05	2	1	1.0H	.29H	L	L			326D1	C 2	AA005	1	0	
12	RAAD06	2	1	4.0H	1.16H	L	L			326D1	C 2	AA006	1	0	
12	RAAD07	2	1	1.0H	.29H	L	L			326D1	C 2	AA007	1	0	
12	RAAD08	2	1	6.0H	1.74H	L	L			326D1	C 2	AA008	1	0	
12	RAAD09	2	1	1.0H	.29H	L	L			326D1	C 2	AA009	1	0	
12	RAAD10	2	1	1.0H	.29H	L	L			326D1	C 2	AA010	1	0	
12	RAAD11	2	1	2.0H	.58H	L	L			326D1	C 2	AA011	1	0	
12	RAAE00	2	3	4.3H	1.25H	L	L			423X5	C 1		0	0	
12	RABD01	2	1	1.0H	.29H	L	L			326D1	C 2	ARD01	1	0	
12	RABD02	2	1	1.0H	.29H	L	L			326D1	C 2	AB502	1	0	
12	RABD03	2	1	5.6H	1.62H	L	L			326D1	C 2	ABD03	1	0	
12	RABD04	2	1	.5H	.14H	L	L			326D1	C 2	ABD04	1	0	
12	RABD05	2	1	1.0H	.29H	L	L			326D1	C 2	ABD05	1	0	
12	RABD06	2	1	1.0H	.29H	L	L			326D1	C 2	ABD06	1	0	
12	RABD07	2	1	.5H	.14H	L	L			326D1	C 2	ABD07	1	0	
12	RABD08	2	1	7.0H	2.03H	L	L			326D1	C 2	ABD08	1	0	
12	RABD09	2	1	2.0H	.58H	L	L			326D1	C 2	ABD09	1	0	
12	RABD10	2	1	1.0H	.29H	L	L			326D1	C 2	ABD10	1	0	
12	RABD11	2	1	2.0H	.58H	L	L			326D1	C 2	ABD11	1	0	
12	RAC2A0	2	1	3.7H	1.07H	L	L			423X5	C 1		0	0	
12	RAC2B0	2	1	1.5H	.43H	L	L			423X5	C 1		0	0	
12	RAC2C0	2	1	1.3H	.38H	L	L			423X5	C 1		0	0	
12	RAC2C1	2	1	2.5H	.72H	L	L			427X4	C 1		0	0	

(CONTINUED)

AIR FORCE FORM 2712--TASK DEFINITIONS

CARD ID	TASK ID	TASK TYPE	PRI	TASK MEAN	DUR VARIANCE	T A S K D U R A T I O N * / #	ASSOC RESOURCE	T A S K R E S O U R C E	E Q U I R E M E N T S	TR1 DIST
----	-----	-----	---	----	-----	-----	-----	-----	-----	-----
12	RAC2E1	2	1	5.0H	1.45H	L	427X0	1	0	0
12	RAC2F0	2	1	2.2H	.64H	L	423X5	1	0	0
12	RAC2G0	2	1	1.0H	.29H	L	423X5	1	0	0
12	PCTLRU	7	1	OD		C				
12	RCTTST	7	1	OD		C				
12	RC0D01	2	1	4.0H	1.16H	L	326D1	2	1	0
12	RC0D02	2	1	10.0H	2.90H	L	326D1	2	1	0
12	RC0D03	2	1	5.0H	1.45H	L	326D1	2	1	0
12	RC0D04	2	1	14.5H	4.20H	L	326D1	2	1	0
12	RC0D05	2	1	14.5H	4.20H	L	326D1	2	1	0
12	RC0D06	2	1	8.0H	2.32H	L	326D1	2	1	0
12	RC0D07	2	1	14.0H	4.06H	L	326D1	2	1	0
12	RC0D08	2	1	12.0H	3.48H	L	326D1	2	1	0
12	RC0D09	2	1	2.0H	.58H	L	326D1	2	1	0
12	RC0D10	2	1	3.0H	.87H	L	326D1	2	1	0
12	RC0D11	2	1	6.9H	2.00H	L	326D1	2	1	0
12	RC0D12	2	1	8.0H	2.32H	L	326D1	2	1	0
12	RC0D13	2	1	2.0H	.58H	L	326D1	2	1	0
12	RC0D14	2	1	2.0H	.58H	L	326D1	2	1	0
12	RC0D16	2	1	16.0H	4.64H	L	326D1	2	1	0
12	RC0D17	2	1	14.8H	4.29H	L	326D1	2	1	0
12	RC0D18	2	1	8.0H	2.32H	L	326D1	2	1	0
12	RC0D19	2	1	4.0H	1.16H	L	326D1	2	1	0
12	RC0D20	2	1	2.0H	.58H	L	326D1	2	1	0
12	RC0D21	2	1	17.0H	4.93H	L	326D1	2	1	0
12	RC0D22	2	1	14.0H	4.06H	L	326D1	2	1	0
12	RC0D26	2	1	16.0H	4.64H	L	326D1	2	1	0
12	RDpD01	2	1	14.8H	4.29H	L	326D1	2	1	0
12	RDpD02	2	1	14.0H	4.06H	L	326D1	2	1	0
12	RDpD03	2	1	5.0H	1.45H	L	326D1	2	1	0
12	RDpD04	2	1	6.1H	1.77H	L	326D1	2	1	0
12	RDpD06	2	1	14.0H	4.06H	L	326D1	2	1	0
12	RDpD07	2	1	6.9H	2.00H	L	326D1	2	1	0
12	RDpD08	2	1	6.0H	1.74H	L	326D1	2	1	0
12	RDpD09	2	1	6.0H	1.74H	L	326D1	2	1	0
12	RDpD10	2	1	2.0H	.58H	L	326D1	2	1	0
12	RDpD11	2	1	2.0H	.58H	L	326D1	2	1	0
12	RDpD12	2	1	2.0H	.58H	L	326D1	2	1	0
12	RDpD13	2	1	8.0H	2.32H	L	326D1	2	1	0
12	RDpD14	2	1	16.0H	4.64H	L	326D1	2	1	0
12	RDpD15	2	1	17.0H	4.93H	L	326D1	2	1	0
12	REN501	2	1	4.0H	1.16H	L	426X2	4	0	0
12	RE1AJ0	2	1	.3H	.09H	L	326L2	1	0	0
12	RE1AE0	2	1	.2H	.06H	L	326L2	1	0	0
12	RE1AK0	2	1	.3H	.09H	L	326L2	1	0	0

AIR FORCE FORM 2712--TASK DEFINITIONS (CONTINUED)

CARD ID	TASK ID	TASK TYPE	PRI	TASK MEAN	DUR VARIANCE	T A S K D U R A T I O N	ASSOC RESOURCE	T A S K R E S O U R C E	R E Q U I R E M E N T S	TR I
----	-----	-----	---	-----	-----	-----	-----	-----	-----	-----
12	RE1EAO	2	1	.8H	.23H	L	326L2	1	0	0
12	RE1NAO	2	1	.2H	.06H	L	326L2	1	0	0
12	RE1NBO	2	1	.3H	.09H	L	326L2	1	0	0
12	RE7AAC	2	1	.2H	.06H	L	326L2	1	0	0
12	RF3AAO	2	1	.1H	.03H	L	326L2	1	0	0
12	RF3AGO	2	1	.1H	.03H	L	326L2	1	0	0
12	RF3BCO	2	1	.2H	.06H	L	326L2	1	0	0
12	RF3BDO	2	1	.3H	.09H	L	326L2	1	0	0
12	RF5AAO	2	1	.2H	.06H	L	326L2	2	0	0
12	RG1AEO	2	1	.3H	.09H	L	326L2	2	0	0
12	RG1DAO	2	1	.1H	.03H	L	326L2	2	0	0
12	RG1FAO	2	1	.3H	.09H	L	326L2	2	0	0
12	RG4FFO	2	1	.3H	.09H	L	326L2	2	0	0
12	RG4FHO	2	1	.3H	.09H	L	326L2	2	0	0
12	RG4FOO	2	1	.3H	.09H	L	326L2	2	0	0
12	RG4F5O	2	1	.3H	.09H	L	326L2	2	0	0
12	RG4KCO	2	1	.2H	.06H	L	326L2	2	0	0
12	RICD01	2	1	1.0H	.29H	L	326D1	2	1	0
12	RICD02	2	1	4.0H	1.16H	L	326D1	2	1	0
12	RICD03	2	1	4.0H	1.16H	L	326D1	2	1	0
12	RICD04	2	1	2.0H	.58H	L	326D1	2	1	0
12	RICD05	2	1	2.0H	.58H	L	326D1	2	1	0
12	RICD06	2	1	1.6H	.46H	L	326D1	2	1	0
12	RICD07	2	1	1.0H	.29H	L	326D1	2	1	0
12	RICD08	2	1	1.0H	.29H	L	326D1	2	1	0
12	RICD09	2	1	1.0H	.29H	L	326D1	2	1	0
12	RICD10	2	1	6.3H	1.83H	L	326D1	2	1	0
12	RMAD02	2	1	8.0H	2.32H	L	326D1	2	1	0
12	RMAD03	2	1	15.5H	4.49H	L	326D1	2	1	0
12	RMAD04	2	1	2.0H	.58H	L	326D1	2	1	0
12	RMAD05	2	1	5.0H	1.45H	L	326D1	2	1	0
12	RMAD06	2	1	2.0H	.58H	L	326D1	2	1	0
12	RMAD07	2	1	14.0H	4.06H	L	326D1	2	1	0
12	RMAD08	2	1	8.0H	2.32H	L	326D1	2	1	0
12	RMAD09	2	1	6.9H	2.00H	L	326D1	2	1	0
12	RMAD10	2	1	2.0H	.58H	L	326D1	2	1	0
12	RMAD11	2	1	3.4H	.99H	L	326D1	2	1	0
12	RMAD12	2	1	4.0H	1.16H	L	326D1	2	1	0
12	RMAD13	2	1	4.8H	1.39H	L	326D1	2	1	0
12	RMAD14	2	1	2.0H	.58H	L	326D1	2	1	0
12	RMAD15	2	1	14.0H	4.06H	L	326D1	2	1	0
12	RMAD16	2	1	16.0H	4.64H	L	326D1	2	1	0
12	RMAD17	2	1	14.8H	4.29H	L	326D1	2	1	0
12	RMAD18	2	1	4.0H	1.16H	L	326D1	2	1	0
12	RMAD19	2	1	2.0H	.58H	L	326D1	2	1	0

(CONTINUED)

AIR FORCE FORM 2712--TASK DEFINITIONS

CARD ID	TASK ID	TASK TYPE	PRI	TASK MEAN	VARIANCE	DURATION	DIST	*/#	ASSOC RESOURCE	TASK RESOURCE	RESO C QTY	URC E R E Q U I R E M E N T S	RESOURCE C QTY	TR I D I S T
12	RMWD20	2	1	17.0H	4.93H	L				326D1	2	MWD20	1	0
12	RMWD21	2	1	2.0H	.58H	L				326D1	2	MWD21	1	0
12	RMWD22	2	1	10.0H	2.90H	L				326D1	2	MWD22	1	0
12	RMWD23	2	1	16.0H	4.64H	L				326D1	2	MWD23	0	0
12	RMWD24	2	1	4.0H	1.16H	L				326D1	2	MWD24	0	0
12	RMWD25	2	1	17.8H	5.16H	L				326D1	2	MWD25	0	0
12	RNID01	2	1	1.0H	.29H	L				326D1	2	NID01	0	0
12	RNID02	2	1	1.0H	.29H	L				326D1	2	NID02	0	0
12	RNID03	2	1	1.0H	.29H	L				326D1	2	NID03	0	0
12	RNID04	2	1	1.0H	.29H	L				326D1	2	NID04	0	0
12	RNID05	2	1	1.0H	.29H	L				326D1	2	NID05	0	0
12	RNID07	2	1	4.0H	1.16H	L				326D1	2	NID07	0	0
12	RNID08	2	1	1.0H	.29H	L				326D1	2	NID08	0	0
12	RNID09	2	1	1.0H	.29H	L				326D1	2	NID09	0	0
12	RNID11	2	1	2.0H	.58H	L				326D1	2	NID11	0	0
12	RNID12	2	1	1.0H	.29H	L				326D1	2	NID12	0	0
12	RNID13	2	1	1.0H	.29H	L				326D1	2	NID13	0	0
12	RNID14	2	1	6.0H	1.74H	L				326D1	2	NID14	0	0
12	RSAA01	3	2	1.5H	.43H	L				326C1	1	AATS1	X	0
12	RSAB02	3	2	2.0H	.58H	L				326C1	1	AATS1	X	0
12	RSAB03	3	2	2.5H	.72H	L				326C1	1	ABTS1	X	0
12	RSAB04	3	2	1.5H	.43H	L				326C1	1	ABTS1	X	0
12	RSAB10	3	2	4.0H	1.16H	L				326C1	1	ABTS1	X	0
12	RSAB18	3	2	4.0H	1.16H	L				326C1	1	ABTS1	X	0
12	RSCN11	3	2	1.5H	.43H	L				326C1	1	NI151	X	0
12	RSIC01	3	2	1.5H	.43H	L				326C1	1	ICT51	X	0
12	R11P00	2	1	1.0H	.29H	L				326B2	2			0
12	R11P01	2	1	7.2H	2.09H	L				423X4	2			0
12	R11P02	2	1	4.5H	1.30H	L				326B2	1	423X4	1	0
12	R12A00	2	1	4.6H	1.33H	L				431X1	1			0
12	R13F00	2	1	1.0H	.29H	L				423X0	2	D60	1	0
12	R13F01	2	1	2.5H	.72H	L				423X4	2	D60	1	0
12	R13H00	2	1	1.0H	.29H	L				423X0	2			0
12	R14A00	2	1	.9H	.26H	L				326B2	2	D60	1	0
12	R14A01	2	1	1.5H	.43H	L				423X4	2	TU228	1	0
12	R14A03	2	1	3.4H	.99H	L				423X4	2	427X5	1	0
12	R14A05	2	1	.9H	.26H	L				423X0	2	D60	1	0
12	R23AAR	2	1	.6H	.17H	L				426X2	1			0
12	R23FAV	2	1	1.0H	.29H	L				426X2	1			0
12	R23FBC	2	1	1.3H	.38H	L				426X2	1			0
12	R23FBD	2	1	.5H	.14H	L				426X2	1			0
12	R23FBE	2	1	.8H	.23H	L				426X2	1			0
12	R23FBG	2	1	.5H	.14H	L				426X2	1			0
12	R23GCO	2	1	5.5H	1.59H	L				426X2	2			0
12	R23HAA	2	1	8.0H	2.32H	L				426X2	2			0

AIR FORCE FORM 2712--TASK DEFINITIONS

(CONTINUED)

CARD ID	TASK A ID	TASK TYPE	PRI	TASK MEAN	VARIANCE	DURATION	ASSOC RESOURCE	TASK RESOURCE	RESO C QTY	REQ C QTY	REQUIR RESOURCE	EMTS C QTY	TRIST DIST
12	R23HAB	2	1	2.0H	.58H	L		426X2	1	0		0	
12	R23HAD	2	1	5.0H	1.45H	L		426X2	2	0		0	
12	R23HAE	2	1	3.0H	.87H	L		426X2	2	0		0	
12	R23HAF	2	1	4.0H	1.16H	L		426X2	2	0		0	
12	R23HAG	2	1	1.5H	.43H	L		426X2	1	0		0	
12	R23HAH	2	1	4.0H	1.16H	L		426X2	1	0		0	
12	R23HAK	2	1	.5H	.14H	L		426X2	1	0		0	
12	R23HAM	2	1	1.5H	.43H	L		426X2	1	0		0	
12	R23HAN	2	1	2.5H	.72H	L		426X2	1	0		0	
12	R23HA1	2	1	.5H	.14H	L		426X2	1	0		0	
12	R23KAC	2	1	1.0H	.29H	L		426X2	1	0		0	
12	R23KAG	2	1	2.0H	.58H	L		426X2	3	0		0	
12	R23KAH	2	1	1.5H	.43H	L		426X2	1	0		0	
12	R23KAR	2	1	1.0H	.29H	L		426X2	1	0		0	
12	R23PAB	2	1	2.5H	.72H	L		426X2	2	0		0	
12	R23PAC	2	1	2.0H	.58H	L		426X2	1	0		0	
12	R23PAK	2	1	1.0H	.29H	L		426X2	1	0		0	
12	R23PAL	2	1	1.0H	.29H	L		426X2	1	0		0	
12	R23PAN	2	1	2.0H	.58H	L		426X2	2	0		0	
12	R23PA4	2	1	2.0H	.58H	L		426X2	1	0		0	
12	R23001	2	1	0.	0.	L			0	0		0	
12	R23006	2	1	1.5H	.43H	L		423X0	2	0		0	
12	R23TAC	2	1	2.5H	.72H	L		326B2	2	0		0	
12	R23TAG	2	1	2.5H	.72H	L		326B2	2	0		0	
12	R23TAM	2	1	0.	0.	L			0	0		0	
12	R41A00	2	1	.5H	.14H	L		326B2	2	0		0	
12	R41A01	2	1	1.5H	.43H	L		423X1	2	0		0	
12	R42A00	2	1	1.9H	.55H	L		423X0	2	0		0	
12	R44E00	2	1	2.1H	.61H	L		423X0	2	0		0	
12	R45A00	2	1	.8H	.23H	L		326B2	1	0		0	
12	R45A02	2	1	.8H	.23H	L		423X4	2	0		0	
12	R46E00	2	1	1.6H	.46H	L		326B2	2	0		0	
12	R46E02	2	1	2.17H	2.17H	L		326B2	2	0		0	
12	R46E03	2	1	2.2H	.64H	L		423X0	2	0		0	
12	R46E04	2	1	5.6H	1.62H	L		423X3	2	0		0	
12	R51A00	2	1	.9H	.26H	L		326B2	2	0		0	
12	R51E00	2	1	1.9H	.55H	L		326B2	2	0		0	
12	R51E01	2	1	3.0H	.87H	L		326B2	1	0		0	
12	R51M00	2	1	1.1H	.32H	L		326B2	2	0		0	
12	R51N00	2	1	.9H	.26H	L		326B2	2	0		0	
12	R52A00	2	1	.7H	.20H	L		326B2	2	0		0	
12	R55A01	2	1	2.1H	.61H	L		326B2	2	0		0	
12	R55B00	2	1	.7H	.20H	L		326B2	2	0		0	
12	R55C00	2	1	1.7H	.49H	L		326B2	2	0		0	
12	R57A01	2	1	.7H	.20H	L		326A2	2	0		0	

(CONTINUED)

AIR FORCE FORM 2712--TASK DEFINITIONS

CARD ID	TASK ID	TASK TYPE	PRI	TASK MEAN	TASK VARIANCE	DURATION	ASSOC TASK	RESOURCE	RESO C QTY	RESOURCE	REQ C QTY	REMENTS	TRI DIST
12	R63A00	2	1	.6H	.17H	L	326C2	D60	2	D60	1	0	
12	R63B00	2	1	.6H	.17H	L	326C2	D60	2	D60	1	0	
12	R65A00	2	1	.4H	.12H	L	326C2	D60	2	D60	1	0	
12	R65B00	2	1	.6H	.12H	L	326B2	D60	2	D60	0	0	
12	R71A00	2	1	.6H	.17H	L	326A2	D60	2	D60	1	0	
12	R71A02	2	1	.8H	.23H	L	326B2	D60	2	D60	0	0	
12	R71B00	2	1	1.1H	.32H	L	326C2	D60	2	D60	1	0	
12	R71C00	2	1	.6H	.17H	L	326C2	D60	2	D60	1	0	
12	R71D00	2	1	.6H	.17H	L	326C2	D60	2	D60	1	0	
12	R71F00	2	1	.6H	.17H	L	326B2	D60	2	D60	1	0	
12	R71F01	2	1	1.3H	.38H	L	326A2	D60	2	D60	1	0	
12	R74E00	2	1	.5H	.14H	L	326A2	D60	2	D60	1	0	
12	R74F00	2	1	1.2H	.35H	L	326A2	D60	2	D60	1	0	
12	R74J00	2	1	.8H	.23H	L	326A2	D60	2	D60	1	0	
12	R74K00	2	1	1.0H	.29H	L	326A2	D60	2	D60	1	0	
12	R75M00	2	1	1.7H	.49H	L	462W0	D60	2	D60	1	0	
12	R76C00	2	1	2.0H	.58H	L	326C2	D60	2	D60	1	0	
12	R76C01	2	1	1.5H	.43H	L	431X1	D60	2	D60	1	0	
12	SHOP	2	3	0.	0.				0		0	0	
12	SORTIE	1	1	0.	0.				0		0	0	
12	TAA00	2	3	3.5H	1.01H	L	423X0	D60	1	D60	0	0	
12	T11P00	2	1	1.0H	.29H	L	423X0	D60	2	D60	0	0	
12	T11P03	2	1	.5H	.14H	L	326B2	D60	2	D60	0	0	
12	T11P04	2	1	.8H	.23H	L	326B2	D60	2	D60	0	0	
12	T11P06	2	1	2.5H	.72H	L	326B2	D60	2	D60	0	0	
12	T11P07	2	1	30.0H	8.70H	L	326B2	423X4	1	423X4	1	0	
12	T12A06	2	1	2.0H	.58H	L	326A2	D60	2	D60	0	0	
12	T12A07	2	1	2.0H	.58H	L	431R1	D60	2	D60	0	0	
12	T13F00	2	1	7.0H	2.03H	L	423X0	D60	2	D60	0	0	
12	T13F01	2	1	7.8H	2.26H	L	423X0	D60	1	431R1	2	0	
12	T13H00	2	1	3.7H	1.07H	L	423X0	D60	2	D60	0	0	
12	T14A0X	2	1	1.4H	.41H	L	423X0	D60	2	D60	1	0	
12	T14A00	2	1	3.3H	.96H	L	326B2	D60	2	D60	0	0	
12	T14A01	2	1	.8H	.23H	L	326A2	D60	2	D60	0	0	
12	T14A02	2	1	.9H	.26H	L	423X0	D60	2	D60	1	0	
12	T14A03	2	1	2.9H	.84H	L	423X4	TU228	2	TU228	1	0	
12	T14A05	2	1	5.5H	1.59H	L	431R1	431R1	1	431R1	1	0	
12	T23000	2	1	2.5H	.72H	L	426X2	D60	3	D60	0	0	
12	T23001	2	1	1.6H	.46H	L	426X2	D60	4	D60	0	0	
12	T23002	2	1	2.6H	.75H	L	426X2	D60	2	D60	0	0	
12	T23006	2	1	3.0H	.87H	L	431R1	D60	2	D60	0	0	
12	T23007	2	1	1.5H	.43H	L	326B2	D60	2	D60	0	0	
12	T41A00	2	1	4.1H	1.19H	L	423X0	423X1	1	423X1	1	0	

(CONTINUED)

AIR FORCE FORM 2712--TASK DEFINITIONS

CARD ID	TASK ID	TASK TYPE	PRI	TASK MEAN	DURATION	VARIANCE	DIST	*/#	ASSOC RESOURCE	TASK RESOURCE		ASSOC RESOURCE		TASK RESOURCE		C QTY	REQUIREMENTS	TRI DIST
										RESOURCE	C QTY	RESOURCE	C QTY	RESOURCE	C QTY			
12	T41A01	2	1	3.0H	.87H		L		423X1	2	0	0				0	0	
12	T41A02	2	1	.5H	.14H		L		423X1	2	0	0				0	0	
12	T41A04	2	1	.3H	.09H		L		423X1	2	0	0				0	0	
12	T42A00	2	1	2.6H	.75H		L		423X0	2	1	0				0	0	
12	T42A01	2	1	.9H	.26H		L		423X0	2	1	0				0	0	
12	T42A02	2	1	1.0H	.29H		L		423X0	2	1	0				0	0	
12	T44E00	2	1	1.2H	.35H		L		423X0	2	1	0				0	0	
12	T45A00	2	1	1.3H	.38H		L		423X0	2	1	0				0	0	
12	T45A01	2	1	.3H	.09H		L		326B2	2	2	0				0	0	
12	T45A02	2	1	.3H	.09H		L		326B2	2	2	0				0	0	
12	T45A03	2	1	4.5H	1.30H		L		326B2	1	1	0				0	0	
12	T45A04	2	1	1.3H	.38H		L		423X4	2	1	0				1	1	TU228
12	T45A05	2	1	.3H	.09H		L		423X4	2	1	0				1	1	TU228
12	T45A06	2	1	.2H	.06H		L		423X4	2	1	0				1	1	TU228
12	T46E00	2	1	2.0H	.58H		L		326B2	2	2	0				0	0	
12	T46E01	2	1	3.5H	1.01H		L		326B2	2	2	0				1	1	D60
12	T46E02	2	1	3.2H	.93H		L		423X0	2	2	2				0	0	
12	T46E04	2	1	2.8H	.81H		L		423X3	2	2	0				0	0	
12	T51A00	2	1	1.1H	.32H		L		326B2	2	1	1				0	0	
12	T51A01	2	1	2.2H	.64H		L		423X1	3	1	1				0	0	
12	T51E00	2	1	1.0H	.29H		L		326B2	2	2	1				0	0	
12	T51N00	2	1	1.2H	.35H		L		326B2	2	2	1				0	0	
12	T52A00	2	1	3.0H	.87H		L		326B2	2	2	0				0	0	
12	T52A01	2	1	.1H	.03H		L		326B2	2	2	1				0	0	
12	T52A02	2	1	.1H	.03H		L		326B2	2	2	1				0	0	
12	T55B00	2	1	.7H	.20H		L		326B2	2	2	1				0	0	
12	T55C00	2	1	2.8H	.81H		L		326B2	2	2	1				0	0	
12	T57A00	2	1	1.2H	.35H		L		326A2	2	2	1				0	0	
12	T63A00	2	1	1.1H	.32H		L		326C2	2	2	1				0	0	
12	T63B00	2	1	.2H	.06H		L		326C2	2	2	1				0	0	
12	T63B01	2	1	1.2H	.35H		L		326C2	2	2	1				0	0	
12	T63B02	2	1	.1H	.03H		L		326C2	2	2	1				0	0	
12	T63B02	2	1	.1H	.03H		L		326C2	2	2	1				0	0	
12	T65A00	2	1	1.0H	.29H		L		326C2	2	2	1				0	0	
12	T65A01	2	1	.2H	.06H		L		326C2	2	2	1				0	0	
12	T65A02	2	1	.2H	.06H		L		326C2	2	2	1				0	0	
12	T65B00	2	1	.9H	.26H		L		326C2	2	2	1				0	0	
12	T65B01	2	1	.1H	.03H		L		326C2	2	2	1				0	0	
12	T65B02	2	1	1.0H	.29H		L		326B2	2	2	0				0	0	
12	T65B03	2	1	.1H	.03H		L		326B2	2	2	0				0	0	
12	T65B04	2	1	2.1H	.61H		L		326A2	2	2	0				0	0	
12	T71A00	2	1	1.2H	.35H		L		326A2	2	2	1				0	0	
12	T71A01	2	1	.2H	.06H		L		326A2	2	2	1				0	0	
12	T71A02	2	1	.1H	.03H		L		326A2	2	2	1				0	0	
12	T71A03	2	1	.5H	.14H		L		326C2	2	2	0				0	0	

(CONTINUED)

AIR FORCE FORM 2712--TASK DEFINITIONS

CARD ID	TASK A ID	TASK TYPE	PRI	TASK MEAN	VARIANCE	DURATION	ASSOC RESOURCE	TASK RESOURCE	RESO C QTY	URC	REQUIRE C QTY	RESOURCES	REQUIRE C QTY	TREMENTS	TRI DIST
12	T71B00	2	1	1.4H	.41H	L		326C2	2	D60	1			0	
12	T71C00	2	1	.7H	.20H	L		326C2	2	D60	1			0	
12	T71C01	2	1	.1H	.03H	L		326C2	2	D60	1			0	
12	T71D00	2	1	.9H	.26H	L		326C2	2	D60	1			0	
12	T71D01	2	1	.1H	.03H	L		326C2	2	D60	1			0	
12	T71D02	2	1	.1H	.03H	L		326C2	2	D60	1			0	
12	T71F00	2	1	1.2H	.35H	L		326B2	2	D60	1			0	
12	T71F01	2	1	.1H	.03H	L		326B2	2	D60	1			0	
12	T71F02	2	1	.1H	.03H	L		326B2	2	D60	1			0	
12	T71F03	2	1	.2H	.06H	L		326A2	2	D60	1			0	
12	T74E00	2	1	.9H	.26H	L		326A2	2	D60	1			0	
12	T74E02	2	1	.1H	.03H	L		326A2	2	D60	1			0	
12	T74F00	2	1	2.0H	.58H	L		326A2	2	D60	1			0	
12	T74F01	2	1	.1H	.03H	L		326A2	2	D60	1			0	
12	T74F02	2	1	.1H	.03H	L		326A2	2	D60	1			0	
12	T74J00	2	1	1.0H	.29H	L		326A2	2	D60	1			0	
12	T74J01	2	1	.1H	.03H	L		326A2	2	D60	1			0	
12	T74K00	2	1	1.0H	.29H	L		326A2	2	D60	1			0	
12	T74K01	2	1	.1H	.03H	L		326A2	2	D60	1			0	
12	T74K02	2	1	.1H	.03H	L		326A2	2	D60	1			0	
12	T74K03	2	1	.2H	.06H	L		326B2	2	D60	1			0	
12	VSGUN0	3	2	2.0H	.58H	L		462G0	3		0			0	
12	VSGUN1	3	2	1.5H	.43H	L		462G0	3		0			0	
12	VSGUN2	3	2	2.5H	.72H	L		462G0	3		0			0	
12	VSGUN7	3	2	16.0H	4.64H	L		462G0	3		0			0	
12	V11P00	2	1	2.0H	.58H	L		326B2	1	423X4	1			0	
12	V11P01	2	1	1.0H	.29H	L		423X0	2		0			0	
12	V11P03	2	1	.2H	.06H	L		326B2	2		0			0	
12	V11P04	2	1	.5H	.14H	L		326B2	2		0			0	
12	V11P06	2	1	.9H	.26H	L		326B2	2		0			0	
12	V11P07	2	1	9.0H	2.61H	L		326B2	1	431R1	1			0	
12	V11P08	2	1	1.1H	.32H	L		423X4	2		0			0	
12	V11P09	2	1	3.0H	.87H	L		431R1	1		0			0	
12	V12A00	2	1	.5H	.14H	L		427X5	1		0			0	
12	V12A06	2	1	.8H	.23H	L		326A2	2		0			0	
12	V13F00	2	1	.5H	.14H	L		423X0	2		0			0	
12	V13F01	2	1	1.0H	.29H	L		423X4	2		0			0	
12	V13F02	2	1	7.5H	2.17H	L		431R1	2		0			0	
12	V13H00	2	1	1.1H	.32H	L		423X0	2		0			0	
12	V13H01	2	1	1.1H	.32H	L		423X0	2		0			0	
12	V14A0A	2	1	.9H	.26H	L		431R1	2	D60	1			0	
12	V14A0B	2	1	1.2H	.35H	L		462W0	3	D60	1			0	
12	V14A0X	2	1	.8H	.23H	L		326A2	2	D60	1			0	
12	V14A00	2	1	1.3H	.38H	L		326B2	2		0			0	
12	V14A01	2	1	3.0H	.87H	L		32652	2	326A2	2			423X0	1

AIR FORCE FORM 2712--TASK DEFINITIONS

(CONTINUED)

CARD ID	TASK ID	TASK TYPE	PRI	TASK MEAN	DUR A T I O N VARIANCE	ASSOC RESOURCE	T A S K R E S O U R C E Q T Y	R E S O U R C E Q T Y	R E Q U I R E M E N T S	T R I D I S T
12	V14A02	2	1	1.5H	.43H	326B2	2	462W0	1	0
12	V14A03	2	1	1.0H	.29H	423X0	2	D60	1	0
12	V14A04	2	1	.2H	.06H	423X0	2	D60	1	0
12	V14A05	2	1	.5H	.14H	423X0	2	D60	1	0
12	V14A06	2	1	.9H	.26H	423X4	2	TU228	1	0
12	V14A07	2	1	.6H	.17H	423X4	2	TU228	1	0
12	V14A08	2	1	.9H	.26H	423X4	2	TU228	1	0
12	V14A09	2	1	3.4H	.99H	431R1	2	D60	1	0
12	V23001	2	1	1.9H	.55H	423X0	2	D60	0	0
12	V23002	2	1	1.2H	.35H	426X2	2	D60	0	0
12	V23006	2	1	.8H	.23H	326B2	2	D60	0	0
12	V41A00	2	1	.3H	.23H	423X0	2	D60	0	0
12	V41A01	2	1	1.9H	.55H	423X1	2	D60	0	0
12	V41A03	2	1	.5H	.14H	423X1	2	D60	0	0
12	V41A05	2	1	.4H	.12H	423X1	2	D60	0	0
12	V42A00	2	1	1.5H	.43H	423X0	2	D60	1	0
12	V42A03	2	1	1.2H	.35H	426X2	2	D60	1	0
12	V44E00	2	3	.6H	.17H	423X0	2	423X4	1	0
12	V45A0X	2	1	1.5H	.43H	326B2	1	D60	1	0
12	V45A00	2	1	1.2H	.35H	326B2	2	D60	1	0
12	V45A01	2	1	.4H	.12H	326B2	2	D60	1	0
12	V45A02	2	1	.9H	.26H	423X4	2	D60	1	1
12	V45A05	2	1	.2H	.06H	423X4	2	D60	1	1
12	V45A0G	2	1	.4H	.12H	423X4	2	D60	1	1
12	V46E00	2	1	.7H	.20H	326B2	2	D60	1	0
12	V46E01	2	1	1.2H	.35H	423X0	2	D60	1	0
12	V46E03	2	1	3.9H	1.13H	423X0	2	423X3	2	1
12	V46E04	2	1	2.9H	.84H	423X3	2	D60	0	0
12	V46E05	2	1	3.0H	.87H	426X2	2	D60	0	0
12	V51A00	2	1	.6H	.17H	326B2	2	D60	1	0
12	V51E00	2	1	.8H	.23H	326B2	2	D60	1	0
12	V51E01	2	1	.8H	.23H	326B2	2	D60	1	0
12	V51N00	2	1	.8H	.23H	326B2	2	D60	1	0
12	V52A00	2	1	1.0H	.29H	326B2	2	U60	1	0
12	V52A01	2	1	1.0H	.29H	326B2	2	D60	1	0
12	V52A02	2	1	.1H	.03H	326B2	2	D60	1	0
12	V52A03	2	1	.1H	.03H	326B2	2	D60	1	0
12	V52A04	2	1	.1H	.03H	326B2	2	D60	1	0
12	V55A00	2	1	.9H	.26H	326B2	2	D60	1	0
12	V55B00	2	1	.5H	.14H	326B2	2	D60	1	0
12	V55C00	2	1	1.3H	.38H	326B2	2	D60	1	0
12	V57A00	2	1	.8H	.23H	326A2	2	D60	1	0
12	V63A0Z	2	1	.2H	.06H	326C2	2	D60	1	0
12	V63A00	2	1	.6H	.17H	326C2	2	D60	1	0
12	V63A01	2	1	.2H	.06H	326C2	2	D60	1	0

AIR FORCE FORM 2712--TASK DEFINITIONS

(CONTINUED)

CARD ID	TASK ID	TASK TYPE	PRI	TASK MEAN	VARIANCE	DURATION	TION DIST	*/#	ASSOC RESOURCE	TASK RESOURCE	RESOURC QTY	URC QTY	REQUIRE	RESOURCE C QTY	ELEMENTS	TRI DIST
12	V63B00	2	1	.7H	.20H	L	L			326C2	2	D60	1		0	
12	V63B01	2	1	.1H	.03H	L	L			326C2	2	D60	1		0	
12	V63B02	2	1	.1H	.03H	L	L			326C2	2	D60	1		0	
12	V63B03	2	1	.1H	.03H	L	L			326C2	2	D60	1		0	
12	V65A00	2	1	.2H	.06H	L	L			326C2	2	D60	1		0	
12	V65A01	2	1	.2H	.06H	L	L			326C2	2	D60	1		0	
12	V65A02	2	1	.1H	.03H	L	L			326C2	2	D60	1		0	
12	V65B00	2	1	.1H	.03H	L	L			326C2	2	D60	1		0	
12	V65B01	2	1	.8H	.23H	L	L			326C2	2	D60	1		0	
12	V65B02	2	1	.1H	.03H	L	L			326C2	2	D60	1		0	
12	V71A0X	2	1	.2H	.06H	L	L			326A2	2	D60	1		0	
12	V71A0Y	2	1	.2H	.06H	L	L			326B2	2	D60	0		0	
12	V71A00	2	1	.1H	.03H	L	L			326A2	2	D60	1		0	
12	V71A01	2	1	.29H	.03H	L	L			326A2	2	D60	1		0	
12	V71A02	2	1	.1H	.03H	L	L			326A2	2	D60	1		0	
12	V71A03	2	1	.5H	.14H	L	L			326C2	2	D60	0		0	
12	V71B00	2	1	1.0H	.29H	L	L			326C2	2	D60	1		0	
12	V71B01	2	1	2.0H	.58H	L	L			423X4	2	D60	0		0	
12	V71C00	2	1	.2H	.06H	L	L			326C2	2	D60	1		0	
12	V71C01	2	1	.8H	.23H	L	L			326C2	2	D60	1		0	
12	V71C02	2	1	.1H	.03H	L	L			326C2	2	D60	1		0	
12	V71C03	2	1	.1H	.03H	L	L			326C2	2	D60	1		0	
12	V71D00	2	1	.1H	.03H	L	L			326C2	2	D60	1		0	
12	V71D01	2	1	.7H	.20H	L	L			326C2	2	D60	1		0	
12	V71D02	2	1	.1H	.03H	L	L			326C2	2	D60	1		0	
12	V71D03	2	1	.1H	.03H	L	L			326C2	2	D60	1		0	
12	V71F00	2	1	.7H	.20H	L	L			326B2	2	D60	1		0	
12	V71F01	2	1	.1H	.03H	L	L			326B2	2	D60	1		0	
12	V71F02	2	1	.1H	.03H	L	L			326B2	2	D60	1		0	
12	V71F03	2	1	.1H	.03H	L	L			326B2	2	D60	1		0	
12	V74E00	2	1	.1H	.03H	L	L			326A2	2	D60	1		0	
12	V74E01	2	1	.6H	.17H	L	L			326A2	2	D60	1		0	
12	V74E02	2	1	.1H	.03H	L	L			326A2	2	D60	1		0	
12	V74F00	2	1	1.0H	.29H	L	L			326A2	2	D60	1		0	
12	V74F01	2	1	.1H	.03H	L	L			326A2	2	D60	1		0	
12	V74F02	2	1	.1H	.03H	L	L			326A2	2	D60	1		0	
12	V74F03	2	1	.1H	.03H	L	L			326A2	2	D60	1		0	
12	V74J00	2	1	.6H	.17H	L	L			326A2	2	D60	1		0	
12	V74J01	2	1	.1H	.03H	L	L			326A2	2	D60	1		0	
12	V74J02	2	1	.1H	.03H	L	L			326A2	2	D60	1		0	
12	V74K00	2	1	.7H	.20H	L	L			326A2	2	D60	1		0	
12	V74K01	2	1	.1H	.03H	L	L			326A2	2	D60	1		0	
12	V74K02	2	1	.1H	.03H	L	L			326A2	2	D60	1		0	
12	V74K03	2	1	.2H	.06H	L	L			326A2	2	D60	1		0	
12	WAAA01	2	3	2.0H	.58H	L	L			427X4	1	D60	0		0	

AIR FORCE FORM 2712--TASK DEFINITIONS (CONTINUED)

CARD ID	TASK ID	TASK TYPE	PRI	TASK MEAN	TASK VARIANCE	DURATION	TASK DIST	ASSOC RESOURCE	TASK RESOURCE	RESO C QTY	REUR C QTY	RESOURCE	REUR C QTY	RESO C QTY	TRIST	DIST
12	WAA02	2	3	2.5H	.72H	L	L	427X5	1	1	0	427X5	1	0	0	
12	WAB01	2	3	5.0H	1.45H	L	L	423X0	1	1	0	423X0	1	0	0	
12	WAB02	2	3	1.2H	.35H	L	L	427X4	1	1	0	427X4	1	0	0	
12	WAC00	2	3	6.3H	1.83H	L	L	423X0	1	1	0	423X0	1	0	0	
12	WAD04	2	3	5.0H	1.45H	L	L	AAD04	*	1	0	324X0	1	0	0	
12	WAD05	2	3	5.0H	1.45H	L	L	AAD05	*	1	0	324X0	1	0	0	
12	WAD06	2	3	5.0H	1.45H	L	L	AAD06	*	1	0	324X0	1	0	0	
12	WAD07	2	3	5.0H	1.45H	L	L	AAD07	*	1	0	324X0	1	0	0	
12	WAE00	2	3	1.2H	.35H	L	L	427X5	1	1	0	427X5	1	0	0	
12	WAE01	2	3	1.3H	.38H	L	L	427X4	1	1	0	427X4	1	0	0	
12	WAB02	2	3	5.0H	1.45H	L	L	ABD02	*	1	0	324X0	1	0	0	
12	WAB05	2	3	5.0H	1.45H	L	L	ABD05	*	1	0	324X0	1	0	0	
12	WAB06	2	3	5.0H	1.45H	L	L	ABD06	*	1	0	324X0	1	0	0	
12	WAB07	2	3	5.0H	1.45H	L	L	ABD07	*	1	0	324X0	1	0	0	
12	WAB10	2	3	10.0H	2.90H	L	L	ABD10	*	1	0	324X0	1	0	0	
12	WAC280	2	3	3.5H	1.01H	L	L	423X5	1	1	0	423X5	1	0	0	
12	WAC2E0	2	1	.5H	.14H	L	L	427X4	1	1	0	427X4	1	0	0	
12	WAC2E1	2	1	1.3H	.38H	L	L	427X4	1	1	0	427X4	1	0	0	
12	WAC2F0	2	1	2.4H	.70H	L	L	423X5	1	1	0	423X5	1	0	0	
12	WAC2F1	2	1	1.2H	.35H	L	L	427X4	1	1	0	427X4	1	0	0	
12	WC0003	2	3	5.0H	1.45H	L	L	COD03	*	1	0	324X0	1	0	0	
12	WC0D04	2	3	9.0H	2.61H	L	L	COD04	*	1	0	324X0	1	0	0	
12	WC0D05	2	3	9.0H	2.61H	L	L	COD05	*	1	0	324X0	1	0	0	
12	WC0D10	2	3	5.0H	1.45H	L	L	COD10	*	1	0	324X0	1	0	0	
12	WC0D13	2	3	8.5H	2.46H	L	L	COD13	*	1	0	324X0	1	0	0	
12	WC0D14	2	3	8.0H	2.32H	L	L	COD14	*	1	0	324X0	1	0	0	
12	WC0D16	2	3	9.0H	2.61H	L	L	COD16	*	1	0	324X0	1	0	0	
12	WC0D17	2	3	8.0H	2.32H	L	L	COD17	*	1	0	324X0	1	0	0	
12	WC0D20	2	3	9.0H	2.61H	L	L	COD20	*	1	0	324X0	1	0	0	
12	WC0D21	2	3	5.0H	1.45H	L	L	COD21	*	1	0	324X0	1	0	0	
12	WDP001	2	3	8.0H	2.32H	L	L	DPD01	*	1	0	324X0	1	0	0	
12	WDPD10	2	3	8.5H	2.46H	L	L	DPD10	*	1	0	324X0	1	0	0	
12	WDPD11	2	3	9.0H	2.61H	L	L	DPD11	*	1	0	324X0	1	0	0	
12	WDPD14	2	3	9.0H	2.61H	L	L	DPD14	*	1	0	324X0	1	0	0	
12	WDPD15	2	3	5.0H	1.45H	L	L	DPD15	*	1	0	324X0	1	0	0	
12	WICD01	2	3	5.0H	1.45H	L	L	ICD01	*	1	0	324X0	1	0	0	
12	WICD07	2	3	5.0H	1.45H	L	L	ICD07	*	1	0	324X0	1	0	0	
12	WICD08	2	3	5.0H	1.45H	L	L	ICD08	*	1	0	324X0	1	0	0	
12	WICD09	2	3	5.0H	1.45H	L	L	ICD09	*	1	0	324X0	1	0	0	
12	WMWD04	2	3	8.5H	2.46H	L	L	MWD04	*	1	0	324X0	1	0	0	
12	WMWD06	2	3	9.0H	2.61H	L	L	MWD06	*	1	0	324X0	1	0	0	
12	WMWD10	2	3	8.0H	2.32H	L	L	MWD10	*	1	0	324X0	1	0	0	
12	WMWD11	2	3	10.0H	2.90H	L	L	MWD11	*	1	0	324X0	1	0	0	
12	WMWD12	2	3	7.0H	2.03H	L	L	MWD12	*	1	0	324X0	1	0	0	
12	WMWD13	2	3	8.0H	2.32H	L	L	MWD13	*	1	0	324X0	1	0	0	

AIR FORCE FORM 2712--TASK DEFINITIONS (CONTINUED)

CARD ID	TASK ID	TASK TYPE	PRI	TASK MEAN	DUR	T I O N	ASSOC RESOURCE	TASK RESOURCE	RESO C QTY	UR C QTY	RE M E N T S	TRI DIST
12	WMJD14	2	3	8.5H	2.46H	L	MJD14	324X0	1	0	0	
12	WMJD16	2	3	9.0H	2.61H	L	MJD16	324X0	1	0	0	
12	WMJD19	2	3	9.0H	2.61H	L	MJD19	324X0	1	0	0	
12	WNID02	2	3	5.0H	1.45H	L	NID02	324X0	1	0	0	
12	WNID03	2	3	5.0H	1.45H	L	NID03	324X0	1	0	0	
12	WNID04	2	3	5.0H	1.45H	L	NID04	324X0	1	0	0	
12	WNID05	2	3	5.0H	1.45H	L	NID05	324X0	1	0	0	
12	WNID09	2	3	10.0H	2.90H	L	NID09	324X0	1	0	0	
12	WNID12	2	3	4.5H	1.30H	L	NID12	324X0	1	0	0	
12	WNID13	2	3	5.0H	1.45H	L	NID13	324X0	1	0	0	
12	WNID14	2	3	20.0H	5.80H	L	NID14	324X0	1	0	0	
12	W11PD0	2	3	5.0H	1.45H	L		326C1	2	1	X	
12	W11PD0							ICD06	1	1		
12	W11PD0							COD26	1	1		
12	W11PD0							COD20	1	1		
12	W11PD0							COD22	1	1		
12	W11PD0							ICD17	1	1		
12	W11PD0							COD03	1	1		
12	W13FA0							326C1	2	1	X	
12	W13FA0							ICD12	1	1		
12	W13FA0							ICD02	1	1		
12	W13FA0							423X4	2	0		
12	W13FBE							326D1	2	1	X	
12	W13HA0							DPD11	1	1		
12	W13HA0							DPD12	1	1		
12	W13HA0							DPD08	1	1		
12	W13HA0							DPD04	1	1		
12	W14AAA							326C1	2	1	X	
12	W14AAA							ICD03	1	1		
12	W14AAA							326C1	2	1	X	
12	W14AAA							ICD03	1	1		
12	W14AFB							423X4	2	0		
12	W14AF1							423X4	2	0		
12	W14A00							326B2	2	0		
12	W23A*0							426X2	3	0		
12	W23AD0							426X2	3	0		
12	W23B*0							426X2	3	0		
12	W23BL0							426X2	3	0		
12	W23BL1							427X5	2	0		
12	W23BM0							426X2	3	0		
12	W23BN0							426X2	3	0		
12	W23BN1							427X4	1	0		
12	W23C*0							426X2	2	0		
12	W23F*0							427X4	2	2		
12	W23F*1							427X5	2	2		

AD-A127 542

USE OF THE LOGISTICS COMPOSITE MODEL TO EVALUATE
AVIONICS AVAILABILITY(U) AERONAUTICAL SYSTEMS DIV
WRIGHT-PATTERSON AFB OH J J MELARRAGNO JUL 81
ASD-TR-81-5028


3/4

UNCLASSIFIED

F/G 15/5

NL

A large grid of 10 columns and 8 rows of black squares, likely representing a data table or a scanning artifact. The grid is composed of 80 individual black square cells arranged in a regular pattern.



MICROCOPY RESOLUTION TEST CHART
NATIONAL BUREAU OF STANDARDS-1963-A

AIR FORCE FORM 2712--TASK DEFINITIONS

(CONTINUED)

CARD ID	TASK ID	TASK TYPE	PRI	TASK MEAN	DURATION VARIANCE	DIST	*#	ASSOC RESOURCE	TASK RESOURCE	RESO C QTY	SO U R C E R E S O U R C E QTY	RE Q U I R E M E N T S	TRI DIST
12	W23F*2	2	3	16.0H	4.64H	L	*	23F*0	426X2	2	0	0	0
12	W23F*3	2	3	4.3H	1.25H	L	*	23F*0	427X4	2	0	0	0
12	W23F*4	2	3	4.8H	1.39H	L	*	23F*0	427X5	1	0	0	0
12	W23FA0	2	3	7.0H	2.03H	L	*	23FA0	427X5	1	427X4	0	0
12	W23FA1	2	3	4.4H	1.28H	L	*	23FA0	427X4	2	0	0	0
12	W23FA2	2	3	4.7H	1.36H	L	*	23FA0	427X5	2	0	0	0
12	W23FBD	2	3	.6H	.17H	L	*	23FBD	427X5	1	0	0	0
12	W23F90	2	3	.6H	.17H	L	*	23F90	427X5	1	0	0	0
12	W23G*0	2	3	4.0H	1.16H	L	*	23G*0	426X2	3	0	0	0
12	W23GB0	2	3	1.2H	.35H	L	*	23GB0	427X0	1	0	0	0
12	W23KAO	2	3	.5H	.14H	L	*	23KAO	426X2	1	0	0	0
12	W23OAO	2	3	3.2H	.93H	L	*	23OAO	427X4	1	0	0	0
12	W23TAM	2	3	2.0H	.58H	L	*	23OAO	326C1	1	ICD01	IC1S1	X
12	W23TAM	C							ICD07	1	ICD03	ICD02	
12	W23TAM	C							ICD06	1	ICD04	ICD12	
12	W23TAM	C							326C1	1	ICD01	IC1S1	X
12	W23TAM	C							ICD07	1	ICD03	ICD06	
12	W23TAM	C							423X0	2	0	0	
12	W42AD0	2	3	4.0H	1.16H	L	*	326C1	326C1	2	ICD10	IC1S1	X
12	W42AF0	2	3	4.0H	1.16H	L	*	ICD01	ICD07	1	ICD07	ICD03	
12	W42AF0	C							ICD05	1	ICD08	ICD09	
12	W42AF0	C							ICD02	1	ICD06	ICD12	
12	W44ECO	2	3	6.0H	1.74H	L	*	326C1	326C1	2	ICD07	IC1S1	X
12	W44ECO	C							ICD03	1	ICD08	ICD02	
12	W44ECO	C							ICD06	1	ICD12	0	
12	W44E00	2	3	3.4H	.99H	L	*	326D1	326D1	2	0	0	
12	W51EA0	2	3	6.0H	1.74H	L	*	COD01	COD01	2	COD01	CTS01	X
12	W51EA0	C							COD11	1	COD26	COD09	
12	W51EA0	C							COD20	1	COD13	COD22	
12	W51EA0	C							COD07	1	COD02	COD21	
12	W51EA0	C							COD19	1	COD04	COD03	
12	W51EA0	C							COD05	1	COD06	COD14	
12	W51EA0	C							COD16	1	COD17	COD08	
12	W51EA0	C							COD27	1	0	0	
12	W51NB0	2	3	4.0H	1.16H	L	*	326D1	326D1	2	DPD07	DT501	X
12	W51NB0	C							DPD11	1	DPD10	DPD13	
12	W51NB0	C							DPD02	1	DPD06	DPD12	
12	W51NB0	C							DPD15	1	DPD14	DPD01	
12	W51NB0	C							DPD08	1	DPD04	DPD17	
12	W52AA0	2	3	6.0H	1.74H	L	*	326D1	326D1	2	COD01	CTS01	X
12	W52AA0	C							COD11	1	COD26	COD09	
12	W52AA0	C							COD20	1	COD13	COD12	
12	W52AA0	C							COD02	1	COD21	COD19	
12	W52AA0	C							COD04	1	COD03	COD08	
12	W52AA0	C							COD10	1	COD27	0	

AIR FORCE FORM 2712--TASK DEFINITIONS (CONTINUED)

CARD ID	TASK ID	TASK TYPE	PRI	TASK MEAN	VARIANCE	DURATION	TASK DIST	ASSOC */#	TASK RESOURCE	RESOURCES C QTY	TASK RESOURCE	RESOURCES C QTY	ELEMENTS RESOURCE	C QTY	TRIS DIST
12	W52AB0	2	3	6.0H	1.74H	L			326D1	2	C0D01	1	CTS01	X	1
12	W52AB0								C0D11	1	C0D26	1	C0D09		1
12	W52AB0								C0D20	1	C0D13	1	C0D12		1
12	W52AB0								C0D02	1	C0D21	1	C0D19		1
12	W52AB0								C0D04	1	C0D03	1	C0D08		1
12	W52AB0								C0D10	1	C0D27	1			0
12	W52AH0	2	3	4.2H	1.22H	L			326C1	2	ICD07	1	ICTS1	X	1
12	W52AH0								ICD03	1	ICD08	1	ICD09		1
12	W52AH0								ICD02	1	ICD06	1	ICD12		1
12	W55AC0	2	3	3.0H	.87H	L			326C1	2	ICD07	1	ICTS1	X	1
12	W55AC0								ICD06	1	ICD03	1	ICD12		1
12	W55AE0	2	3	4.1H	1.19H	L			326C1	2	ICD07	1	ICTS1	X	1
12	W55AE0								ICD03	1	ICD08	1	ICD02		1
12	W55AE0								ICD12	1	ICD06	1			0
12	W55CA0	2	3	3.0H	.87H	L			326D1	2	C0D01	1	CTS01	X	1
12	W55CA0								ICD11	1	ICD26	1	C0D09		1
12	W55CA0								ICD20	1	ICD13	1	ICD02		1
12	W55CA0								C0D21	1	ICD19	1	ICD04		1
12	W55CA0								ICD14	1	C0D16	1	ICD17		1
12	W55CA0								ICD08	1	ICD27	1			0
12	W57AA0	2	3	4.0H	1.16H	L			326D1	2	C0D01	1	CTS01	X	1
12	W57AA0								C0D11	1	C0D26	1	C0D09		1
12	W57AA0								C0D20	1	C0D13	1	C0D12		1
12	W57AA0								C0D22	1	C0D07	1	C0D02		1
12	W57AA0								C0D21	1	C0D19	1	C0D04		1
12	W57AA0								C0D14	1	C0D16	1	C0D17		1
12	W57AA0								C0D27	1		0			0
12	W63AA0	2	3	8.0H	2.32H	L			326C1	1	NID01	1	NITS1	X	1
12	W63AA0								NID03	1	NID04	1	NID05		1
12	W63AA0								NID11	1	NID08	1	NID02		1
12	W63AA0								NID12	1	NID07	1	NID15		1
12	W63AG0	2	3	5.7H	1.55H	L			326C1	1	NID01	1	NITS1	X	1
12	W63AG0								NID03	1	NID04	1	NID05		1
12	W63AG0								NID11	1	NID08	1	NID02		1
12	W63AG0								NID12	1	NID07	1	NID15		1
12	W63BC0	2	3	6.4H	1.86H	L			326C1	2	ICD01	1	ICTS1	X	1
12	W63BC0								ICD07	1	ICD03	1	ICD05		1
12	W63BC0								ICD08	1	ICD09	1	ICD02		1
12	W63BC0								ICD06	1	ICD12	1			0
12	W63BD0	2	3	3.8H	1.10H	L			326C1	2	ICD07	1	ICTS1	X	1
12	W63BD0								ICD03	1	ICD08	1	ICD02		1
12	W63BD0								ICD06	1	ICD12	1			0
12	W63BE0	2	3	1.5H	.43H	L			326C1	2	ICD07	1	ICTS1	X	1
12	W63BE0								ICD03	1	ICD02	1	ICD12		1
12	W63BF0	2	3	2.5H	.72H	L			326C1	2	ICD07	1	ICTS1	X	1

(CONTINUED)

AIR FORCE FORM 2712--TASK DEFINITIONS

CARD ID	TASK ID	TASK TYPE	PRI	TASK MEAN	TASK VARIANCE	TASK DURATION	ASSOC RESOURCE	TASK RESOURCE	ASSOC RESOURCE	TASK RESOURCE	RESO C QTY	URC RESOURCE	REQ C QTY	REQUIR RESOURCE	REMENTS C QTY	TRIS DIST
12	W63BF0	C					IC003	1	IC005	1	IC008	1	IC008	1		
12	W63BF0	C					IC009	1	IC002	1	IC006	1	IC006	1		
12	W63BF0	C					IC012	1		0						
12	W63BH0	C	3	2.0H	.58H	L	326C1	2	IC007	1	ICTS1	1	IC006	X		
12	W63BH0	C					IC003	1	IC002	1						
12	W63BH0	C					IC012	1		0						
12	W65AA0	C	3	8.0H	2.32H	L	326C1	2	NID01	1	NITS1	1		X		
12	W65AA0	C					NID03	1	NID11	1	NID08	1				
12	W65AA0	C					NID02	1	NID14	1	NID15	1				
12	W65BA0	C	3	9.9H	2.87H	L	326C1	2	NID01	1	NITS1	1		X		
12	W65BA0	C					NID10	1	NID03	1	NID11	1				
12	W65BA0	C					NID08	1	NID12	1	NID14	1				
12	W65BA0	C					NID15	1		0						
12	W65BH0	C	3	5.5H	1.59H	L	326D1	2	DPD07	1	DT501	1		X		
12	W65BH0	C					DPD11	1	DPD10	1	DPD13	1				
12	W65BH0	C					DPD02	1	DPD06	1	DPD15	1				
12	W65BH0	C					DPD14	1	DPD01	1	DPD08	1				
12	W65BH0	C					DPD05	1	DPD17	1						
12	W65B00	C	3	9.8H	2.84H	L	326D1	2	COD01	1	CTS01	1		X		
12	W71AE0	C	3	5.0H	1.45H	L	326D1	2	COD26	1	COD09	1				
12	W71AE0	C					COD11	1	COD13	1	COD12	1				
12	W71AE0	C					COD20	1	COD07	1	COD02	1				
12	W71AE0	C					COD22	1	COD07	1	COD02	1				
12	W71AE0	C					COD21	1	COD19	1	COD08	1				
12	W71AE0	C					COD10	1	COD18	1	COD25	1				
12	W71AE0	C					COD27	1		0						
12	W71AK0	C	3	4.0H	1.16H	L	326D1	2	COD01	1	CTS01	1		X		
12	W71AK0	C					COD11	1	COD26	1	COD09	1				
12	W71AK0	C					COD20	1	COD13	1	COD22	1				
12	W71AK0	C					COD07	1	COC02	1	COD21	1				
12	W71AK0	C					COD19	1	COD14	1	COD16	1				
12	W71AK0	C					COD17	1	COD08	1	COD18	1				
12	W71AK0	C					COD27	1		0						
12	W71BD0	C	3	3.8H	1.10H	L	326C1	2	NID01	1	NITS1	1		X		
12	W71BD0	C					NID05	1	NID03	1	NID04	1				
12	W71BD0	C					NID11	1	NID08	1	NID12	1				
12	W71BD0	C					NID15	1	NID02	1	NID07	1				
12	W71CA0	C	3	2.5H	.72H	L	326C1	2	NID01	1	NITS1	1		X		
12	W71CA0	C					NID13	1	NID03	1	NID04	1				
12	W71CA0	C					NID11	1	NID08	1	NID12	1				
12	W71CA0	C					NID15	1		0						
12	W71DA0	C	3	5.9H	1.71H	L	326C1	2	NID01	1	NITS1	1		X		
12	W71DA0	C					NID06	1	NID09	1	NID03	1				
12	W71DA0	C					NID04	1	NID11	1	NID08	1				
12	W71DA0	C					NID02	1	NID15	1						

AIR FORCE FORM 2712--TASK DEFINITIONS (CONTINUED)

CARD ID	TASK ID	TASK TYPE	PRI	TASK MEAN	TASK VARIANCE	DURATION	ASSOC RESOURCE	TASK RESOURCE	RESOURCE C QTY	RESOURCES	RESOURCE C QTY	ELEMENTS	TRIDIST
12	W71FA0	2	3	4.0H	1.16H	L	326D1	COD01	2	COD01	1	CTS01	1
12	W71FA0						COD11	COD26	1	COD26	1	COD09	1
12	W71FA0						COD20	COD13	1	COD13	1	COD12	1
12	W71FA0						COD22	COD07	1	COD07	1	COD02	1
12	W71FA0						COD21	COD19	1	COD19	1	COD04	1
12	W71FA0						COD03	COD14	1	COD14	1	COD16	1
12	W71FA0						COD17	COD08	1	COD08	1	COD10	1
12	W71FA0						COD27		1		0		0
12	W71FC0	2	3	2.5H	.72H	L	326C1	ICD07	2	ICD07	1	ICTS1	X
12	W71FC0						ICD03	ICD05	1	ICD05	1	ICD02	1
12	W71FC0						ICD06	ICD12	1	ICD12	1		1
12	W74EB0	2	3	4.0H	1.16H	L	326D1	COD01	2	COD01	1	CTS01	X
12	W74EB0						COD11	COD26	1	COD26	1	COU09	1
12	W74EB0						COD20	COD13	1	COD13	1	COD22	1
12	W74EB0						COD07	COD02	1	COD02	1	COD21	1
12	W74EB0						COD19	COD14	1	COD14	1	COD16	1
12	W74EB0						COD17	COD08	1	COD08	1	COD10	1
12	W74EB0						COD18	COD24	1	COD24	1	COD27	1
12	W74FA0	2	3	9.5H	2.75H	L	326C1	ABD01	2	ABD01	1	ABTS1	X
12	W74FA0						ABD05	ABD06	1	ABD06	1	ABD04	1
12	W74FA0						ABD08	ABD07	1	ABD07	1	ABD10	1
12	W74FA0						ABD11	ABD09	1	ABD09	1	ABD02	1
12	W74FA0						ABD03	ABD12	1	ABD12	1		1
12	W74FC0	2	3	8.0H	2.32H	L	326D1	MWD09	2	MWD09	1	MTS01	X
12	W74FC0						MWD23	MWD21	1	MWD21	1	MWD06	1
12	W74FC0						MWD14	MWD22	1	MWD22	1	MWD02	1
12	W74FC0						MWD20	MWD18	1	MWD18	1	MWD10	1
12	W74FC0						MWD16	MWD17	1	MWD17	1	MWD25	1
12	W74FC0						MWD04	MWD13	1	MWD13	1	MWD03	1
12	W74FC0						MWD19	MWD11	1	MWD11	1	MWD01	1
12	W74FC0						MWD08	MWD24	1	MWD24	1	MWD26	1
12	W74FF0	2	3	4.0H	1.16H	L	326D1	DPD07	2	DPD07	1	DTSO1	X
12	W74FF0						DPD11	DPD10	1	DPD10	1	DPD13	1
12	W74FF0						DPD02	DPD06	1	DPD06	1	DPD15	1
12	W74FF0						DPD03	DPD14	1	DPD14	1	DPD01	1
12	W74FF0						DPD08	DPD05	1	DPD05	1	DPD17	1
12	W74FH0	2	3	5.0H	1.45H	L	325C1	AAD01	2	AAD01	1	AATS1	X
12	W74FH0						AAD04	AAC05	1	AAC05	1	AAD07	1
12	W74FH0						AAD08	AAD11	1	AAD11	1	AAD12	1
12	W74FJ0	2	3	9.0H	2.61H	L	326D1	MWD09	2	MWD09	1	MTS01	X
12	W74FJ0						MWD23	MWD21	1	MWD21	1	MWD06	1
12	W74FJ0						MWD14	MWD22	1	MWD22	1	MWD02	1
12	W74FJ0						MWD05	MWD20	1	MWD20	1	MWD18	1
12	W74FJ0						MWD10	MWD16	1	MWD16	1	MWD10	1
12	W74FJ0						MWD25	MWD04	1	MWD04	1	MWD13	1

AIR FORCE FORM 2712--TASK DEFINITIONS

(CONTINUED)

CARD ID	A	TASK ID	TASK TYPE	PRI	TASK MEAN	TASK VARIANCE	DURATION	DIST	*/#	ASSOC RESOURCE	TASK RESOURCE	RESO C QTY	RESO R C QTY	RESO U R C QTY	REQU I R E M E N T S	TRI DIST
12		W74FJ0	C							MWD03		1	MWD19		MWD12	1
12		W74FJ0	C							MWD11		1	MWD01		MWD08	1
12		W74FJ0	C							MWD24		1	MWD26			0
12		W74FQ0	C	3	4.8H	1.39H	L			326D1		2	MWD09		MTS01	X
12		W74FQ0	C							MWD23		1	MWD21		MWD06	1
12		W74FQ0	C							MWD14		1	MWD15		MWD07	1
12		W74FQ0	C							MWD22		1	MWD20		MWD18	1
12		W74FQ0	C							MWD10		1	MWD16		MWD17	1
12		W74FQ0	C							MWD01		1	MWD08		MWD24	1
12		W74FQ0	C							MWD26		1				0
12		W74FS0	C	3	6.0H	1.74H	L			326D1		2	MWD09		MTS01	X
12		W74FS0	C							MWD23		1	MWD21		MWD14	1
12		W74FS0	C							MWD15		1	MWD07		MWD22	1
12		W74FS0	C							MWD02		1	MWD05		MWD20	1
12		W74FS0	C							MWD10		1	MWD16		MWD17	1
12		W74FS0	C							MWD25		1	MWD04		MWD03	1
12		W74FS0	C							MWD12		1	MWD01		MWD08	1
12		W74FS0	C							MWD24		1	MWD26			0
12		W74FU0	C	3	7.5H	2.17H	L			326C1		2	AAD03		AATS1	X
12		W74FU0	C							AAD01		1	AAD06		AAD04	1
12		W74FU0	C							AAD10		1	AAD05		AAD07	1
12		W74FU0	C							AAD08		1	AAD09		AAD02	1
12		W74FU0	C							AAD12		1				0
12		W74F00	C	3	8.0H	2.32H	L			326D1		2	DPD07		DTSO1	X
12		W74JAO	C	3	8.1H	2.35H	L			DPD11		1	DPD10		DPD13	1
12		W74JAO	C							DPD12		1	DPD15		DPD14	1
12		W74JAO	C							DPD01		1	DFC09		DPD05	1
12		W74JAO	C							DPD04		1	DFD16		DPD17	1
12		W74JCO	C	3	6.0H	1.74H	L			326D1		2	DPD07		DTSO1	X
12		W74JCO	C							DPD11		1	DPL10		DPD13	1
12		W74JCO	C							DPD02		1	DFD06		DPD12	1
12		W74JCO	C							DPD15		1	DFD05		DPD17	1
12		W74KAO	C	3	12.0H	3.48H	L			326D1		2	DFD07		DTSO1	X
12		W74KAO	C							DFD11		1	DFD10		DPD13	1
12		W74KAO	C							DPD15		1	DFD03		DPD08	1
12		W74KAO	C							DPD09		1	DFD05		DPD04	1
12		W74KAO	C							DPD16		1	DFD17			0
12		W74KCO	C	3	3.0H	.87H	L			326D1		2	DFD07		DTSO1	X
12		W74KCO	C							DPD11		1	DFD10		DPD13	1
12		W74KCO	C							DPD02		1	DFD06		DPD12	1
12		W74KCO	C							DPD15		1	DFD05		DPD17	1
12		W74KE0	C	3	4.6H	1.33H	L			326C1		2	ICD07		ICTS1	X
12		W74KE0	C							ICD03		1	ICD05		ICD08	1
12		W74KE0	C							ICD09		1	ICD02		ICD06	1

(CONTINUED)

AIR FORCE FORM 2712--TASK DEFINITIONS

CARD ID	TASK A ID	TASK TYPE	PRI	TASK MEAN VARIANCE	DURATION	ASSOC TASK RESOURCE	TASK RESOURCE	RESO C QTY	RESOURCE	REQ C QTY	RESOURCE	ELEMENTS C QTY	TRI DIST
12	W74KE0	C	3	4.0H	1.16H	L	1CD12	1		0			
12	W75NA0	C	3	4.0H	1.16H	L	326D1	2	DFD07	1	DTS01	X	0
12	W75MA0	C					DPD11	1	DPD10	1	DPD13		1
12	W75MA0	C					DPD15	1	DPD08	1	DPD04		1
12	W75NA0	C					DPD17	1		0			0
12	W75MC0	C	3	6.0H	1.74H	L	326D1	2	DPD07	1	DTS01	X	0
12	W75MC0	C					DPD11	1	DPD10	1	DPD13		1
12	W75MC0	C					DPD02	1	DPD06	1	DPD12		1
12	W75MC0	C					DPD15	1	DPD14	1	DPD01		1
12	W75MC0	C					DPD08	1	DPD09	1	DPD05		1
12	W75MC0	C					DPD04	1	DPD17	1			0
12	W76CA0	C	3	2.0H	.58H	L	326D1	2	MWD09	1	MTS01	X	0
12	W76CA0	C					MWD23	1	MWD21	1	MWD06		1
12	W76CA0	C					MWD14	1	MWD22	1	MWD02		1
12	W76CA0	C					MWD05	1	MWD20	1	MWD18		1
12	W76CA0	C					MWD10	1	MWD16	1	MWD17		1
12	W76CA0	C					MWD26	1		0			0
12	W76F00	C	3	8.1H	2.35H	L	326E1	3		0			0
12	X12A00	C	1	.5H	.14H	L	326A2	2		0			0
12	X12A01	C	1	4.0H	1.16H	L	431R1	1		0			0
12	X12A02	C	1	2.8H	.81H	L	431X1	1		0			0
12	X13F00	C	1	.9H	.26H	L	423X4	2		0			0
12	X13H00	C	1	1.6H	.46H	L	423X0	2		0			0
12	X14A01	C	1	.9H	.26H	L	423X0	2		0			0
12	X14A02	C	1	5.1H	1.48H	L	423X4	2		0			0
12	X14A03	C	1	3.2H	.93H	L	431R1	2		0			0
12	X23001	C	1	3.7H	1.07H	L	426X2	2		0			0
12	X23006	C	1	2.0H	.58H	L	431R1	2		0			0
12	X23007	C	1	1.0H	.29H	L	326B2	2		0			0
12	X41A00	C	1	4.1H	1.19H	L	423X1	2		0			0
12	X42A00	C	3	2.9H	.84H	L	423X0	2	D60	1			0
12	X42A01	C	3	2.9H	.84H	L	423X0	2	U60	1			0
12	X42A02	C	3	2.9H	.84H	L	423X0	2	D60	1			0
12	X44E00	C	1	1.4H	.41H	L	423X0	2	D60	1			0
12	X45A00	C	1	.5H	.14H	L	326B2	2	D60	1			0
12	X45A02	C	1	2.4H	.70H	L	423X4	2	D60	1	TU228		1
12	X46E00	C	1	.4H	.12H	L	326B2	2	D60	1			0
12	X46E02	C	1	1.8H	.52H	L	423X0	2	D60	1			0
12	X46E03	C	1	3.3H	.96H	L	423X3	2	D60	1			0
12	X51A00	C	1	.9H	.26H	L	326B2	2	D60	1			0
12	X51E00	C	1	1.3H	.38H	L	326B2	2	D60	1			0
12	X51N00	C	1	.9H	.26H	L	326B2	2	D60	1			0
12	X52A00	C	1	.8H	.23H	L	326B2	2	D60	1			0
12	X55A00	C	1	1.0H	.29H	L	326B2	2	D60	1			0
12	X55B00	C	1	1.1H	.32H	L	326B2	2	D60	1			0

(CONTINUED)

AIR FORCE FORM 2712--TASK DEFINITIONS

CARD ID	TASK ID	TASK TYPE	PRI	TASK MEAN	VARIANCE	DURATION	ASSOC RESOURCE	TASK RESOURCE	RESO C QTY	RESOURCE	REQ C QTY	REMENTS C QTY	TRIDIST
12	X55C00	2	1	.5H	.14H	L		326B2	2	D60	1	0	
12	X57A01	2	1	.8H	.23H	L		326A2	2	D60	1	0	
12	X63A00	2	1	.8H	.23H	L		326C2	2	D60	1	0	
12	X63B00	2	1	.8H	.23H	L		326C2	2	D60	1	0	
12	X65A0Z	2	1	.5H	.14H	L		423X2	2	D60	1	0	
12	X65A00	2	1	.7H	.20H	L		326C2	2	D60	1	0	
12	X65B00	2	1	.9H	.26H	L		326C2	2	D60	1	0	
12	X71A00	2	1	1.0H	.29H	L		326A2	2	D60	1	0	
12	X71B00	2	1	.4H	.12H	L		326C2	1	D60	1	0	
12	X71C00	2	1	1.9H	.55H	L		326C2	2	D60	1	0	
12	X71C01	2	1	1.9H	.55H	L		326C2	2	D60	1	0	
12	X71D00	2	1	.8H	.23H	L		326C2	2	D60	1	0	
12	X71F00	2	1	.7H	.20H	L		326B2	2	D60	1	0	
12	X71F01	2	1	1.2H	.35H	L		326A2	2	D60	1	0	
12	X74E00	2	1	.8H	.23H	L		326A2	2	D60	1	0	
12	X74F00	2	1	1.1H	.32H	L		326A2	2	D60	1	0	
12	X74J00	2	1	1.2H	.35H	L		326A2	2	D60	1	0	
12	X74K00	2	1	1.0H	.29H	L		326A2	2	D60	1	0	
12	YAAIM1	3	1	1.5H	.43H	L		461S0	5	D60	0	0	
12	YAAIM2	3	1	1.0H	.29H	L		461S0	4	D60	0	0	
12	YAAIM3	3	1	4.0H	1.16H	L		461S0	4	D60	0	0	
12	YAAIM4	3	1	5.0H	1.45H	L		461S0	1	D60	0	0	
12	YAM71	3	1	1.5H	.43H	L		461S0	5	D60	0	0	
12	YAM72	3	1	2.0H	.58H	L		461S0	4	D60	0	0	
12	YAM73	3	1	1.1H	.32H	L		461S0	4	D60	0	0	
12	YAM74	3	1	3.1H	.90H	L		461S0	1	D60	0	0	
12	Y20MM3	3	1	2.0H	.58H	L		461S0	4	D60	0	0	
12	Y20MM4	3	1	12.0H	3.48H	L		461S0	7	D60	0	0	
12	Y20MM5	3	1	.5H	.14H	L		461S0	2	D60	0	0	
12	Y20M01	3	1	.8H	.23H	L		461S0	7	D60	0	0	
12	Y20M02	3	1	.8H	.23H	L		461S0	5	D60	0	0	
12	Y20M03	3	1	1.6H	.46H	L		461S0	1	D60	0	0	
12	Y23A00	2	1	8.0H	2.32H	L		426X2	3	D60	0	0	
12	Y23A01	2	1	8.0H	2.32H	L		426X2	3	D60	0	0	
12	Y23B00	2	1	21.0H	6.09H	L		426X2	4	D60	0	0	
12	Y23B01	2	1	21.0H	6.09H	L		426X2	4	D60	0	0	
12	Y23C00	2	1	13.7H	3.97H	L		426X2	3	D60	0	0	
12	Y23C01	2	1	13.7H	3.97H	L		426X2	3	D60	0	0	
12	Y23F00	2	1	2.5H	.72H	L		426X2	4	D60	0	0	
12	Y23F01	2	1	2.5H	.72H	L		426X2	4	D60	0	0	
12	Y23G00	2	1	2.0H	.58H	L		426X2	3	D60	0	0	
12	Y23G01	2	1	2.0H	.58H	L		426X2	3	D60	0	0	
12	Y23H00	2	1	4.0H	1.16H	L		426X2	3	D60	0	0	
12	Y23H01	2	1	4.0H	1.16H	L		426X2	3	D60	0	0	
12	Y23J00	2	1	1.5H	.43H	L		426X2	1	D60	0	0	

(CONTINUED)

AIR FORCE FORM 2712--TASK DEFINITIONS

CARD ID	TASK ID	TASK TYPE	PRI	TASK MEAN	TASK VARIANCE	DURATION	ASSOC RESOURCE	TASK RESOURCE	TASK RESOURCE C QTY	RESOURCE C QTY	RESOURCE C QTY	RESOURCES	TRIP DIST
12	Y23J01	2	1	1.5H	.43H	L		426X2	1	0	0		0
12	Y23K00	2	1	3.5H	1.01H	L		426X2	2	0	0		0
12	Y23K01	2	1	3.5H	1.01H	L		426X2	2	0	0		0
12	Y23P00	2	1	1.8H	.52H	L		426X2	1	0	0		0
12	Y23P01	2	1	1.8H	.52H	L		426X2	1	0	0		0
12	Y23Q00	2	1	5.0H	1.45H	L		426X2	3	0	0		0
12	Y23Q01	2	1	5.0H	1.45H	L		426X2	3	0	0		0
12	Y23100	2	1	.5H	.14H	L		426X2	1	0	0		0
12	Y4AM73	3	1	2.0H	.58H	L		461S0	4	0	0		0
12	Y4AM74	3	1	2.0H	.58H	L		316L1	9	0	0		0
12	Y4AM75	3	1	2.0H	.58H	L		316L1	1	0	0		0
12	Y4AM93	3	1	2.0H	.58H	L		461S0	4	0	0		0
12	Y4AM94	3	1	2.5H	.72H	L		316L1	8	0	0		0

LOGISTICS COMPOSITE MODEL - INPUT FORMS FILE

AIR FORCE FORM 2711--TASK NETWORK

CARD ID	PRIOR NODE	TASK ID	NEXT NODE	SEL MODE	SELECTION PARAM	TASK DESCRIPTION
11	PDEPOT	PDEPOT		D		DUMMY TO CAUSE SUBSTITUTE TEST STA
11	EXTRAN	EXTRAN		D		REPAIR CYCLE TIME FOR LRU
11	RCTLRU	RCTLRU		D		REPAIR CYCLE TIME FOR TEST STA
11	RCTTST	RCTTST		D		PRFLT CALL SECTION
11	CALMNO	JPRFLO		D		PRFLT CALL SECTION
11	CALMNO	JLOXSU		D		PRFLT CALL SECTION
11	CALMNO	JCODES		D		CALL SECT FOR LAUNCH
11	CLANCH	JLANH1		D		CALL SECT FOR END OF RNMW CK
11	GEORGO	JEORG1		D		CHG MALFUNCTIONED ECM POD
11	CALECM	DCRMG2		D	.100	CHG MALFUNCTIONED ECM POD
11	J0030	CALD61	J0030	A		CHG MALFUNCTIONED ECM POD
11	J0032	B76F00	IGF00	C		CHG MALFUNCTIONED ECM POD
11	J0032	Q76F00		D		CHG MALFUNCTIONED ECM POD
11	IGF00	LDUMMY		I		ALO119 POD
11	IG1000	LST100	IG1000	D		ALO119 POD
11	IG1000	NRT100	PDEPOT	R		ALO119 POD
11	IGF01	W76F00	RCTLRU	D		ALO119 POD
11	CALFUL	BHANGT	J0040	D		HANG 2 EXTERNAL TANKS
11	J0040	DCRMG2	J0042	D		HANG 2 EXTERNAL TANKS
11	J0042	CALD61	J0044	C		HANG 2 EXTERNAL TANKS
11	J0044	JECKO	J0046	D		HANG 2 EXTERNAL TANKS
11	J0046	JECK1	J0047	D		HANG 2 EXTERNAL TANKS
11	J0047	GASCKO		D		BUILD UP TANKS CMBT ENV
11	J0047	BBLDTK		D		BUILD UP TANKS CMBT ENV
11	J0047	QBLDTK		D		TOW BACK FOR FUELS MAINT
11	CALFU1	JTOWBK	CALFU2	F		DOWNLOAD ISSLS
11	DOWNL1	BDOWNL		D		F15 BPO END OF DAY POST FLT
11	J0062	JPOST1		D		THRU FLIGHT
11	CTHRUF	JTHRUJ		D		THRU FLIGHT
11	CTHRUF	JCKGUN		D		THRU FLIGHT
11	CTHRUF	JPRLCO		D		THRU FLIGHT
11	CTHRUF	JTFDEL	J0070	D		THRU FLIGHT
11	J0070	CALFU1	J0071	C		THRU FLIGHT
11	J0071	CALLQM		C		THRU FLIGHT
11	J0071	CALLS1		C		THRU FLIGHT
11	CAFAK1	J00000	MN0000	D		CALL TO FOOL MAIN NTWK
11	MN0000	FDUM60	MN0012	F	FDUM60	CALL TO FOOL MAIN NTWK
11	100		MN0000	F		CALL TO FOOL MAIN NTWK
11	CALLS1		100	F		CALL TO FOOL MAIN NTWK
11	MN0000	HDUM60		H	HDUM60	CALL TO FOOL MAIN NTWK
11	MN0012	CALD61	MN0014	C		CALL TO FOOL MAIN NTWK
11	MN0014	CALMNO		C		CALL TO FOOL MAIN NTWK
11	CAFAK3	J00000	WXC000	D		CALL TJ FOOL MAIN NTWK
11	WXC000	FDUM62	WXC102	F	FDUM62	CALL TO FOOL MAIN NTWK

(CONTINUED)

AIR FORCE FORM 2711--TASK NETWORK

CARD ID	PRIOR NODE	TASK ID	NEXT NODE	SEL MODE	SELECTION PARAM	TASK DESCRIPTION
100	WXC000	HDUM62	WXC000	F	HDUM62	CALL TO FOOL MAIN NTWK
11	WXC102	CALD61	WXC104	H		CALL TO FOOL MAIN NTWK
11	WXC104	CALMNO		C		CALL TO FOOL MAIN NTWK
11	CL4AM9	O4AIM9	4AIM92	D		GENERATE 20 AIM9S
11	4AIM93	G4AIM9	4AIM93	A	.150	GENERATE 20 AIM9S
11	4AIM94	Y4AM93	4AIM94	D		GENERATE 20 AIM9S
11	4AIM95	Y4AM94	4AIM95	D		GENERATE 20 AIM9S
11	4AIM95	G4AIM9		D		GENERATE 20 AIM9S
11	4AIM95	G4AIM9		D		GENERATE 20 AIM9S
11	4AIM95	G4AIM9		D		GENERATE 20 AIM9S
11	4AIM95	G4AIM9		D		GENERATE 20 AIM9S
11	4AIM95	G4AIM9		D		GENERATE 20 AIM9S
11	CAAIM9	G4AIM9		D		GENERATE 20 AIM9S
11	AAIM92	DAAIM0	AAIM92	D	.020	RECEIVE 150 AIM9S
11	AAIM93	GAAIM9	AAIM93	A		RECEIVE 150 AIM9S
11	AAIM93	YAAIM1	AAIM94	D		RECEIVE 150 AIM9S
11	AAIM94	YAAIM2	AAIM95	D		RECEIVE 150 AIM9S
11	AAIM95	YAAIM3		D		RECEIVE 150 AIM9S
11	AAIM93	YAAIM4		D		RECEIVE 150 AIM9S
11	CL4AM7	QAAIM7	4AIM72	D		GENERATE 16 AIM7S
11	4AIM72	G4AIM7	4AIM73	A	.188	GENERATE 16 AIM7S
11	4AIM73	Y4AM73	4AIM74	D		GENERATE 16 AIM7S
11	4AIM74	Y4AM74	4AIM75	D		GENERATE 16 AIM7S
11	4AIM74	Y4AM75		D		GENERATE 16 AIM7S
11	4AIM75	G4AIM7		D		GENERATE 16 AIM7S
11	4AIM75	G4AIM7		D		GENERATE 16 AIM7S
11	CAAIM7	DAM70	AAIM71	A	.062	RECEIVE 48 AIM7
11	AAIM71	YAM71	AAIM72	D		RECEIVE 48 AIM7
11	AAIM72	YAM72	AAIM73	D		RECEIVE 48 AIM7
11	AAIM73	YAM73		D		RECEIVE 48 AIM7
11	AAIM73	YAM74		D		RECEIVE 48 AIM7
11	AAIM72	YAM74		D		RECEIVE 48 AIM7
11	C20MMA	D20MM0	20MM01	D		DELIVERY OF 20MM AMMO
11	20MM01	D20MM2	20MM02	A	.015	DELIVERY OF 20MM AMMO
11	20MM02	Y20MM3	20MM03	D		DELIVERY OF 20MM AMMO
11	20MM03	Y20MM4	20MM04	D		DELIVERY OF 20MM AMMO
11	20MM04	Y20MM5		D		DELIVERY OF 20MM AMMO
11	C20MMB	D20M00	20M01	A	.015	RECEIVE 64000ROUNDS 20MM
11	20M01	Y20M01	20M02	D		RECEIVE 64000ROUNDS 20MM
11	20M02	Y20M02		D		RECEIVE 64000ROUNDS 20MM
11	20M01	Y20M03		D		RECEIVE 64000ROUNDS 20MM
11	WXC100	DCRD60	WXC101	J		WEATHER NETWORK
11	WXC101	CAFAK3	WXC106	C		WEATHER NETWORK
11	CAFAK3	DCRMT1	WXC108	D		WEATHER NETWORK
11	WXC106	JWXDEL		D		WEATHER NETWORK
11	WXC108	CALFU2	WXC110	C		WEATHER NETWORK

(CONTINUED)

AIR FORCE FORM 2711--TASK NETWORK

CARD ID	PRIOR NODE	TASK ID	NEXT NODE	SEL MODE	SELECTION PARAM	TASK DESCRIPTION
11	WXC110	CALLQM		C		WEATHER NETWORK
11	WXC110	CALLS1	WXC112	C		WEATHER NETWORK
11	WXC112	CLANCH	WXC114	C		WEATHER NETWORK
11	WXC114	JWXCNX		D		WEATHER NETWORK
11	MNXXXX	DCRD60	MN0011	J		PREFLT NETWORK
11	MN0011	CAFAK1		C		PREFLT NETWORK
11	CAFAK1	DCRNT1	MN0106	D		PREFLT NETWORK
11	MN0106	JPFDEL	MN0108	D		PREFLT NETWORK
11	MN0108	CALFU1	MN0110	C		PREFLT NETWORK
11	MN0110	CALLOM		C		PREFLT NETWORK
11	MN0110	CALLS1		C		PREFLT NETWORK
11	DUME1	J00000		D		DUMMY RECONFIG OR ALERT REPLINISH
11	RN0010	CLANCH	MN0116	C		MAIN NETWORK-F15
11	MN0116	JTAXIO	MN0118	D		MAIN NETWORK-F15
11	MN0118	CEORGO	MN0122	C		MAIN NETWORK-F15
11	MN0122	SORTIE	MN0123	S		MAIN NETWORK-F15
11	MN0123	DCRMT2	MN0124	D		MAIN NETWORK-F15
11	MN0124	DCRMT5	MN0125	D		MAIN NETWORK-F15
11	MN0125	JEORIN	MN0126	D		MAIN NETWORK-F15
11	MN0126	JTAXIN	MN0127	D		MAIN NETWORK-F15
11	MN0127	JPARKO	MN0128	D		MAIN NETWORK-F15
11	MN0128	GTHRUF		C		MAIN NETWORK-F15
11	MN0128	GASF15		E	.701	MAIN NETWORK-F15
11	MN0128	J00000	MN0138	E	.299	MAIN NETWORK-F15
11	MN0138	CALFUL		C		MAIN NETWORK-F15
11	MN0138	CALECM		C		MAIN NETWORK-F15
11	MN0128	J00000		D		MAIN NETWORK-F15
11	MN0141	J00000		E	.491	MAIN NETWORK-F15
11	MN0128	JDELMS		A	.491	MAIN NETWORK-F15
11	MN014X	DCRMG3	MN0143	D		MAIN NETWORK-F15
11	MN0143	CALD61	MN0144	C		MAIN NETWORK-F15
11	MN0144	BMISLS	MN0145	D		MAIN NETWORK-F15
11	MN0145	CL4AM9		C		MAIN NETWORK-F15
11	MN0145	CAAIM9		C		MAIN NETWORK-F15
11	MN0145	CAAIM7		C		MAIN NETWORK-F15
11	MN0145	CL4AM7		C		MAIN NETWORK-F15
11	MN0145	CGUN00		C		MAIN NETWORK-F15
11	MN0141	J00000	MN0142	E	.509	MAIN NETWORK-F15
11	MN0142	MSLS1		D		MAIN NETWORK-F15
11	MN0142	CGUN00		C		MAIN NETWORK-F15
11	CGUN00	BLDGUN	GUN01	A	.109	CALL FOR LOADING GUN
11	GUN01	C20MMA		C		CALL FOR LOADING GUN
11	GUN01	C20MMB		C		CALL FOR LOADING GUN
11	JGUN0	FSCGUN	JGUN1	F		F15 GUN SCHED INSPECTIONS
11	JGUN0		JGUN0	F		
11	100					

AIR FORCE FORM 2711--TASK NETWORK

(CONTINUED)

CARD ID	PRIOR NODE	TASK ID	NEXT NODE	SEL MODE	SELECTION PARAM	TASK DESCRIPTION
11	JGUN1	DCRMG7	JGUNA	D		F15 GUN SCHED INSPECTIONS
11	JGUNA	CALD60	JGUN2	C		F15 GUN SCHED INSPECTIONS
11	JGUN2	DSGUN1	JGUN3	D		F15 GUN SCHED INSPECTIONS
11	JGUN3	VSGUN1		D		F15 15000 RND INSP & BOLT RBLD RQ
11	JGUN3	VSGUN2		D		F15 15000 RND INSP & BOLT RBLD RQ
11	JGUN7	FSGUN7	JGUN8	F	FSGUN7	F15 30000 RND INSP REQUIREMENTS SG
11	100		JGUN7	F		
11	JGUN8	VSGUN7		D		F15 30000 RND INSP REQUIREMENTS SG
11	JGUN5	FSGUN0	JGUN6	F	FSGUN0	F15 60000 RND INSP & BARL RMVL SGU
11	100		JGUN5	F		
11	JGUN6	VSGUN0		D		F15 60000 RND INSP & BARL RMVL SGU
11	SSX000	DCRMTE	SSX001	C		TS SCHEDULED INSPECTIONS/MAINT
11	SSX001	CALLS2		C		TS SCHEDULED INSPECTIONS/MAINT
11	CAATS1	FSA01	JAA01	F	FSA01	ANT A FILTER CHANGE, HOURS
11	JAA01	RSA01		D		ANT A FILTER CHANGE, HOURS
11	CALLS2	FSA02	JAA03	F	FSA02	ANT A NITROGEN CHANGE, DAYS
11	JAA03	RSA02		D		ANT A NITROGEN CHANGE, DAYS
11	CALLS2	FSA01	JAB01	F	FSA01	ANT A NITROGEN CHANGE, DAYS
11	JAB01	MSAB01		D		ANT B RESERVOIR DRAIN, DAYS
11	CALLS2	FSA03	JAB05	F	FSA03	ANT B RESERVOIR DRAIN, DAYS
11	JAB05	RSAB03		D		ANT B NITROGEN CHANGE, DAYS
11	CABTS1	FSA04	JAB07	F	FSA04	ANT B NITROGEN CHANGE, DAYS
11	JAB07	RSAB04		D		ANT B NITROGEN CHANGE, DAYS
11	CALLS2	FSA10	JAB19	F	FSA10	ANT B CHANGE FILTERS, HOURS
11	JAB19	RSAB10		D		ANT B CHANGE FILTERS, HOURS
11	CALLS2	FSA18	JAB35	F	FSA18	ANT B COOLANT CHECK, DAYS
11	JAB35	RSAB18		D		ANT B COOLANT CHECK, DAYS
11	CICTS1	FSIC01	JIC01	F	FSIC01	ANT B COOLANT SUPPLY CHECK, DAYS
11	JIC01	RSIC01		D		ANT B COOLANT SUPPLY CHECK, DAYS
11	CNITS1	FSCN11	JCN11	F	FSCN11	I&C FILTER CHANGE, HOURS
11	JCN11	RSCN11		D		I&C FILTER CHANGE, HOURS
11	A1P00	F11P00	A1P01	F	F11P00	CNI FILTER CHANGE, HOURS
11	100		A1P00	F		CNI FILTER CHANGE, HOURS
11	A1P01	T11P06		A	.371	AIR INDUCTION SYS F15
11	A1P01	T11P07		A	.010	AIR INDUCTION SYS F15
11	A1P01	V11P06		A	.659	AIR INDUCTION SYS F15
11	A1P01	V11P07		A	.010	AIR INDUCTION SYS F15
11	A1P01	V11P08		A	.010	AIR INDUCTION SYS F15
11	A1P01	V11P09		A	.021	AIR INDUCTION SYS F15
11	A1P01	JBLAN8	A1P0A	E	.258	AIR INDUCTION SYS F15
11	A1P0A	JN0TS	A1P0B	E	.160	AIR INDUCTION SYS F15
11	A1P0A	T11P03	A1P0B	E	.840	AIR INDUCTION SYS F15
11	A1P0B	R11P00	A1P0C	D		AIR INDUCTION SYS F15
11	A1P0C	JN00PS	IA1P00	E	.120	AIR INDUCTION SYS F15
11	A1P0C	V11P03	IA1P00	E	.880	AIR INDUCTION SYS F15

(CONTINUED)

AIR FORCE FORM 2711--TASK NETWORK

CARD ID	PRIOR NODE	TASK ID	NEXT NODE	SEL MODE	SELECTION PARAM	TASK DESCRIPTION
11	A1P01	JBLAN9	A1P0D	E	.175	AIR INDUCTION SYS F15
11	A1P0D	JN0TSK	A1P0E	E	.706	AIR INDUCTION SYS F15
11	A1P0D	T11P04	A1P0E	E	.294	AIR INDUCTION SYS F15
11	A1P0E	M11P00	A1P0F	D		AIR INDUCTION SYS F15
11	A1P0F	V11P04		A	.352	AIR INDUCTION SYS F15
11	A1P01	R11P01	IA1P00	E	.010	AIR INDUCTION SYS F15
11	A1P01	M11P01		E	.010	AIR INDUCTION SYS F15
11	A1P01	JBLA10	A1P04	E	.031	AIR INDUCTION SYS F15
11	A1P04	JN0TS	A1P05	E	.333	AIR INDUCTION SYS F15
11	A1P04	T11P00	A1P05	E	.667	AIR INDUCTION SYS F15
11	A1P05	M11P02	A1P06	D		AIR INDUCTION SYS F15
11	A1P06	V11P01		A	.333	AIR INDUCTION SYS F15
11	A1P01	M11P07	IA1P00	E	.010	AIR INDUCTION SYS F15
11	A1P01	M11P06		E	.010	AIR INDUCTION SYS F15
11	A1P01	M11P04		E	.269	AIR INDUCTION SYS F15
11	A1P01	H11P01		E	.196	AIR INDUCTION SYS F15
11	A1P01	R11P02	A1P03	E	.031	AIR INDUCTION SYS F15
11	A1P03	JN00PS	IA1P00	E	.333	AIR INDUCTION SYS F15
11	A1P03	V11P00		E	.667	AIR INDUCTION SYS F15
11	IA1P00	SHOP	IA1P01	D		AIR INDUCTION SYS F15
11	IA1P01	LDUMMY	IA1050	E	.057	SERVOCYCLER HYD
11	IA1050	LST125	IA1PAE	R		SERVOCYCLER HYD
11	IA1050	NRT125	PDEP0T	R		SERVOCYCLER HYD
11	IA1PAE	N11PAE	PDEP0T	D		SERVOCYCLER HYD
11	IA1050	LDUMMY	IA1051	D		SERVOCYCLER HYD
11	IA1051	Q11PAE		I		SERVOCYCLER HYD
11	IA1P01	LDUMMY	IA1052	E	.057	SERVOCYCLER HYD BYPASS DOOR
11	IA1052	LST126	IA1PAJ	R		SERVOCYCLER HYD BYPASS DOOR
11	IA1052	NRT126	PDEP0T	R		SERVOCYCLER HYD BYPASS DOOR
11	IA1PAJ	N11PAJ	PDEP0T	D		SERVOCYCLER HYD BYPASS DOOR
11	IA1052	LDUMMY	IA1053	D		SERVOCYCLER HYD BYPASS DOOR
11	IA1053	Q11PAJ		D		SERVOCYCLER HYD BYPASS DOOR
11	IA1P01	LDUMMY	IA1054	E	.029	PITOT TUBE AIR INLET SYS
11	IA1054	LST127	IA1PAL	R		PITOT TUBE AIR INLET SYS
11	IA1054	NRT127	PDEP0T	R		PITOT TUBE AIR INLET SYS
11	IA1PAL	JN0118		D		PITOT TUBE AIR INLET SYS
11	IA1054	LDUMMY	IA1055	D		PITOT TUBE AIR INLET SYS
11	IA1055	Q11PAL		I		PITOT TUBE AIR INLET SYS
11	IA1P01	LDUMMY	IA1056	E	.029	PITOT TUBE AIR INLET SYS
11	IA1056	LST128	IA1PA6	R		PITOT TUBE AIR INLET SYS
11	IA1056	NRT128	PDEP0T	R		PITOT TUBE AIR INLET SYS
11	IA1PA6	JN0119		D		PITOT TUBE AIR INLET SYS
11	IA1056	LDUMMY	IA1057	D		PITOT TUBE AIR INLET SYS
11	IA1057	Q11PA6		D		PITOT TUBE AIR INLET SYS
11	IA1P01	LDUMMY	IA1058	E	.800	CONTROLLER AIR INLET

(CONTINUED)

AIR FORCE FORM 2711--TASK NETWORK

CARD ID	PRIOR NODE	TASK ID	NEXT NODE	SEL NODE	SELECTION PARAM	TASK DESCRIPTION
11	IA1058	LST129	IA1PD0	R		CONTROLLER AIR INLET
11	IA1058	NRT129	PDEP0T	R		CONTROLLER AIR INLET
11	IA1058	LDUMMY	IA1PD5	D		CONTROLLER AIR INLET
11	SHT129	FTS129	NNN129	F	FTS129	
11	NNN129	DCOD01	IA1PD3	D		CONTROLLER AIR INLET
11	IA1PD0	LDUMMY	IA1PD2	D		CONTROLLER AIR INLET
11	IA1PD3	CCTS01		C		CONTROLLER AIR INLET
11	IA1PD2	G11PD0	IA1PD4	D		CONTROLLER AIR INLET
11	IA1PD4	N11PD0	PDE129	E	.210	CONTROLLER AIR INLET
11	IA1PD4	W11PD0	RCT129	E	.790	CONTROLLER AIR INLET
11	RCT129	RCTLRU		D		CONTROLLER AIR INLET
11	RCT129	DEC129	SHT129	D		
11	PDE129	PDEP0T		D		
11	PDE129	DEC129	SHT129	D		
11	IA1PD5	Q11PD0		I		CONTROLLER AIR INLET
11	IA1P01	LDUMMY	IA1059	E	.028	
11	IA1059	LST130	IA1P99	R		
11	IA1059	NRT130	PDEP0T	R		
11	IA1P99	JN0120		D		
11	IA1059	LDUMMY	IA1060	D		
11	IA1060	Q11P99		D		
11	A2A00	F12A00	A2A01	F	F12A00	COCKPIT FURNISHINGS F15
11	100		A2A00	F		
11	A2A01	X12A00		A	.027	COCKPIT FURNISHINGS F15
11	A2A01	X12A01		A	.083	COCKPIT FURNISHINGS F15
11	A2A01	X12A02		A	.055	COCKPIT FURNISHINGS F15
11	A2A01	T12A06		A	.055	COCKPIT FURNISHINGS F15
11	A2A01	T12A07		A	.027	COCKPIT FURNISHINGS F15
11	A2A01	V12A06		A	.194	COCKPIT FURNISHINGS F15
11	A2A01	R12A00	IA2A00	E	.056	COCKPIT FURNISHINGS F15
11	A2A01	M12A00		E	.194	COCKPIT FURNISHINGS F15
11	A2A01	M12AC3		E	.694	COCKPIT FURNISHINGS F15
11	A2A02	V12A00	A2AC2	A	.400	COCKPIT FURNISHINGS F15
11	A2A01	H12A00		E	.056	COCKPIT FURNISHINGS F15
11	IA2A00	LDUMMY	IA1061	D		RH THROTTLE GP
11	IA1061	LST131	IA2ABB	R		RH THROTTLE GP
11	IA1061	NRT131	PDEP0T	R		RH THROTTLE GP
11	IA1061	LDUMMY	IA2AB9	D		RH THROTTLE GP
11	SHT131	FTS131	NNN131	F	FTS131	
11	NNN131	D1CD02	IA2AB3	D		RH THROTTLE GP
11	IA2ABB	LDUMMY	IA2AB2	D		RH THROTTLE GP
11	IA2AB3	C1CT51		C		RH THROTTLE GP
11	IA2AB2	G12ABB		D		RH THROTTLE GP
11	IA2AB4	N12ABB		D		RH THROTTLE GP
11	PDE131	PDEP0T		D		RH THROTTLE GP

(CONTINUED)

AIR FORCE FORM 2711--TASK NETWORK

CARD ID	PRIOR NODE	TASK ID	NEXT NODE	SEL NODE	SELECTION PARAM	TASK DESCRIPTION
11	PDE131	DEC131	SHT131	D		RH THROTTLE GP
11	IA2AB9	Q12ABB	A3F01	I	F13F00	LNG CNL WARM / EMERG SYS F15
11	A3F00	F13F00	A3F00	F		
11	100		A3F0A	F		
11	A3F01	DCRMG7	A3F0B	D		LNG CNL WARM / EMERG SYS F15
11	A3FOA	CALD60		C	.125	LNG CNL WARM / EMERG SYS F15
11	A3F0B	V13F00		A	.125	LNG CNL WARM / EMERG SYS F15
11	A3F0B	T13F00		A	.125	LNG CNL WARM / EMERG SYS F15
11	A3F0B	T13F01		A	.125	LNG CNL WARM / EMERG SYS F15
11	A3F0B	V13F01		A	.125	LNG CNL WARM / EMERG SYS F15
11	A3F0B	X13F00		A	.250	LNG CNL WARM / EMERG SYS F15
11	A3F0B	V13F02		A	.250	LNG CNL WARM / EMERG SYS F15
11	A3F0B	M13F00		E	.375	LNG CNL WARM / EMERG SYS F15
11	A3F0B	R13F00	IA3F00	E	.250	LNG CNL WARM / EMERG SYS F15
11	A3F0B	M13F01		E	.250	LNG CNL WARM / EMERG SYS F15
11	A3F0B	R13F01		E	.400	LNG CNL WARM / EMERG SYS F15
11	IA3F00	IA3F00	IA3F00	E		CONTROL INDICATOR, LANDING GR
11	IA1140	IA1140	IA1140	E		CONTROL INDICATOR, LANDING GR
11	IA1140	LST171	IA3FA0	R		CONTROL INDICATOR, LANDING GR
11	IA1140	NRT171	PDEPOT	R		CONTROL INDICATOR, LANDING GR
11	IA1140	LDUMMY	IA3FA9	D		CONTROL INDICATOR, LANDING GR
11	SHT171	FTS171	NN171	F	FTS171	
11	NN171	DIC003	IA3FA2	D		CONTROL INDICATOR, LANDING GR
11	IA3FA0	LDUMMY	IA3FA1	D		CONTROL INDICATOR, LANDING GR
11	IA3FA2	CICTS1		C		CONTROL INDICATOR, LANDING GR
11	IA3FA1	G13FA0	IA3FA3	D		CONTROL INDICATOR, LANDING GR
11	IA3FA3	W13FA0	RCT171	D		CONTROL INDICATOR, LANDING GR
11	RCT171	RCTLRU		D		
11	RCT171	DEC171	SHT171	D		CONTROL INDICATOR, LANDING GR
11	IA3FA9	Q13FA0		I	.500	HANDLE CONTROL
11	IA3FA3	LDUMMY	IA1141	E		HANDLE CONTROL
11	IA1141	LST172	IA3FA4	R		HANDLE CONTROL
11	IA1141	NRT172	PDEPOT	R		HANDLE CONTROL
11	IA3FA4	JN0998		D		HANDLE CONTROL
11	IA1141	LDUMMY	IA1142	D		HANDLE CONTROL
11	IA1142	Q13FAB		D	.500	LAMP GEAR INDICATOR
11	IA3FA3	LDUMMY	IA1143	E		LAMP GEAR INDICATOR
11	IA1143	LST173	IA3FA5	R		LAMP GEAR INDICATOR
11	IA1143	NRT173	PDEPOT	R		LAMP GEAR INDICATOR
11	IA3FA5	JN0997		D		LAMP GEAR INDICATOR
11	IA1143	LDUMMY	IA1144	D		LAMP GEAR INDICATOR
11	IA1144	Q13FAD		D		VALVE RESTRICTOR MLG
11	IA3F00	LDUMMY	IA1145	E	.200	VALVE RESTRICTOR MLG
11	IA1145	LST174	IA3FBB	R		VALVE RESTRICTOR MLG
11	IA1145	NRT174	PDEPOT	R		VALVE RESTRICTOR MLG
11	IA3FBB	JN0140		D		VALVE RESTRICTOR MLG

(CONTINUED)

AIR FORCE FORM 2711--TASK NETWORK

CARD ID	PRIOR NODE	TASK ID	NEXT NODE	SEL MODE	SELECTION PARAM	TASK DESCRIPTION
11	IA1145	LDUMMY	IA1146	D		VALVE RESTRICTOR MLG
11	IA1146	Q13FBB	IA1147	I		VALVE RESTRICTOR MLG
11	IA3F00	LDUMMY	IA3FBE	E	.200	VALVE RESTRICTOR CHK NLG
11	IA1147	LST175	PDEPOT	R		VALVE RESTRICTOR CHK NLG
11	IA3FBE	W13FBE	RCTLRU	D		VALVE RESTRICTOR CHK NLG
11	IA1147	LDUMMY	IA1148	D		VALVE RESTRICTOR CHK NLG
11	IA1148	Q13FBE	IA1149	I	.200	VALVE RESTRICTOR CHK NLG
11	IA3F00	LDUMMY	IA3F99	E		NOC
11	IA1149	LST176	PDEPOT	R		NOC
11	IA1149	NRT176	PDEPOT	R		NOC
11	IA3F99	JN0141	IA1150	D		NOC
11	IA1149	LDUMMY	IA1150	D		NOC
11	IA1150	Q13F99	A3H01	D	F13H00	SKID CONT SYS F15
11	A3H00	F13H00	A3H00	F		SKID CONT SYS F15
11	100		A3H02	F		SKID CONT SYS F15
11	A3H01	X13H00	A3H02	D		SKID CONT SYS F15
11	A3H02	T13H00	A3H03	D	.250	SKID CONT SYS F15
11	A3H03	R13H00	IA3H00	E	.250	SKID CONT SYS F15
11	A3H03	M13H00		E	.500	SKID CONT SYS F15
11	A3H03	H13H00		E		SKID CONT SYS F15
11	A3H03	V13H01		D		SKID CONT SYS F15
11	A3H03	V13H00		D		SKID CONT SYS F15
11	IA3H00	LDUMMY	IA1151	A	.250	SKID CONT SYS F15
11	IA1151	LST177	IA3HA1	D		CONT ASY
11	IA1151	NRT177	PDEPOT	R		CONT ASY
11	SHT177	FTS177	NNN177	F	FTS177	CONT ASY
11	NNN177	DDSD01	IA3HA2	D		CONT ASY
11	IA3HA2	CDTS01		C		CONT ASY
11	IA3HA1	G13HA0	IA3HA3	D		CONT ASY
11	IA3HA3	N13HA0	PDE177	E	.167	CONT ASY
11	IA3HA3	W13HA0	RCT177	E	.333	CONT ASY
11	IA3HA3	K13HA0	RCT177	E	.500	CONT ASY
11	RCT177	RCTLRU	SHT177	D		CONT ASY
11	DEC177	DEC177	SHT177	D		CONT ASY
11	PDE177	PDEPOT	SHT177	D		CONT ASY
11	PDE177	DEC177	IA1152	D		CONT ASY
11	IA1151	LDUMMY	IA1152	D		CONT ASY
11	IA1152	Q13HA0	IA1152	I		PRIMARY FLT CONTS F15
11	A4A00	F14A00	A4A01	F	F14A00	PRIMARY FLT CONTS F15
11	100		A4A00	F		PRIMARY FLT CONTS F15
11	A4A01	DCRMG7	A4A0A	D		PRIMARY FLT CONTS F15
11	A4A0A	DCRMH7	A4A0B	D		PRIMARY FLT CONTS F15
11	A4A0B	CALD50	A4A0C	C		PRIMARY FLT CONTS F15
11	A4A0C	CALTTU	A4A0D	C		PRIMARY FLT CONTS F15

(CONTINUED)

AIR FORCE FORM 2711--TASK NETWORK

CARD ID	PRIOR NODE	TASK ID	NEXT NODE	SEL MODE	SELECTION PARAM	TASK DESCRIPTION
11	A4A0D	V14A00		A	.180	PRIMARY FLT CONTS F15
11	A4A0D	T14A00		E	.131	PRIMARY FLT CONTS F15
11	A4A0D	R14A00	IA4A00	A	.033	PRIMARY FLT CONTS F15
11	A4A0D	M14A00		E	.033	PRIMARY FLT CONTS F15
11	A4A0D	H14A00		E	.033	PRIMARY FLT CONTS F15
11	A4A0D	V14A01		A	.016	PRIMARY FLT CONTS F15
11	A4A0D	V14A02		A	.016	PRIMARY FLT CONTS F15
11	A4A0D	V14A0X		A	.016	PRIMARY FLT CONTS F15
11	A4A0D	T14A01		A	.049	PRIMARY FLT CONTS F15
11	A4A0D	M14A01		E	.016	PRIMARY FLT CONTS F15
11	A4A0D	H14A01		E	.016	PRIMARY FLT CONTS F15
11	A4A0D	T14A0X		A	.066	PRIMARY FLT CONTS F15
11	A4A0D	V14A03		A	.033	PRIMARY FLT CONTS F15
11	A4A0D	X14A01		A	.049	PRIMARY FLT CONTS F15
11	A4A0D	JBLA23	A4A02	A	.213	PRIMARY FLT CONTS F15
11	A4A02	T14A02	A4A03	E	.308	PRIMARY FLT CONTS F15
11	A4A02	JNOTS	A4A03	E	.692	PRIMARY FLT CONTS F15
11	A4A03	R14A05	A4A04	D		PRIMARY FLT CONTS F15
11	A4A04	JN00PS	IA4A00	E	.462	PRIMARY FLT CONTS F15
11	A4A04	V14A04	IA4A00	E	.538	PRIMARY FLT CONTS F15
11	A4A0D	M14A02	IA4A00	E	.016	PRIMARY FLT CONTS F15
11	A4A0D	V14A05		A	.400	PRIMARY FLT CONTS F15
11	A4A0D	V14A06		A	.197	PRIMARY FLT CONTS F15
11	A4A0D	JBLA24	A4A05	A	.297	PRIMARY FLT CONTS F15
11	A4A05	T14A03	A4A06	E	.556	PRIMARY FLT CONTS F15
11	A4A05	JNOTS	A4A06	E	.444	PRIMARY FLT CONTS F15
11	A4A06	R14A01	A4A07	D		PRIMARY FLT CONTS F15
11	A4A07	JN00PS	IA4A00	E	.288	PRIMARY FLT CONTS F15
11	A4A07	V14A08	IA4A00	E	.712	PRIMARY FLT CONTS F15
11	A4A0D	M14A03	A4A08	E	.082	PRIMARY FLT CONTS F15
11	A4A08	V14A07		A	.400	PRIMARY FLT CONTS F15
11	A4A0D	H14A02		F	.016	PRIMARY FLT CONTS F15
11	A4A0D	X14A02		A	.066	PRIMARY FLT CONTS F15
11	A4A0D	T14A04		A	.016	PRIMARY FLT CONTS F15
11	A4A0D	R14A03		E	.016	PRIMARY FLT CONTS F15
11	A4A0D	V14A09	IA4A00	A	.131	PRIMARY FLT CONTS F15
11	A4A0D	T14A05		A	.148	PRIMARY FLT CONTS F15
11	A4A0D	M14A04		A	.049	PRIMARY FLT CONTS F15
11	A4A0D	H14A04		E	.049	PRIMARY FLT CONTS F15
11	A4A0D	V14A0A		A	.333	PRIMARY FLT CONTS F15
11	A4A0D	X14A03		A	.033	PRIMARY FLT CONTS F15
11	A4A0D	V14A0B		A	.016	PRIMARY FLT CONTS F15
11	A4A0D	M14A05		E	.016	PRIMARY FLT CONTS F15
11	A4A0D	M14A06	IA1153	E	.115	PRIMARY FLT CONTS F15
11	IA4A00	LDUMMY		E	.016	PRIMARY FLT CONTS F15

(CONTINUED)

AIR FORCE FORM 2711--TASK NETWORK

CARD ID	PRIOR NODE	TASK ID	NEXT NODE	SEL NODE	SELECTION PARAM	TASK DESCRIPTION
11	IA1153	LST178	IA4A01	R		PRIMARY FLT CONT
11	IA1153	NRT178	PDEPOT	R		PRIMARY FLT CONT
11	IA4A01	W14A00	RCTLRU	D		PRIMARY FLT CONT
11	IA1153	LDUMMY	IA1154	D		PRIMARY FLT CONT
11	IA1154	Q14A00		D		PRIMARY FLT CONT
11	IA4A00	LDUMMY	IA1155	E	.054	CONTROL STICK
11	IA1155	LST179	IA4AA0	R		CONTROL STICK
11	IA1155	NRT179	PDEPOT	R		CONTROL STICK
11	IA1155	LDUMMY	IA4AA9	D		CONTROL STICK
11	SHT179	FTS179	NNN179	F	FTS179	CONTROL STICK
11	NNN179	DICD04	IA4AA2	D		CONTROL STICK
11	IA4AA0	LDUMMY	IA4AA1	D		CONTROL STICK
11	IA4AA2	CICTS1		C		CONTROL STICK
11	IA4AA1	G14AA3	IA4AA3	D		CONTROL STICK
11	IA4AA3	W14AA0	RCT179	D		CONTROL STICK
11	RCT179	RCTLRU		D		CONTROL STICK
11	RCT179	DEC179	SHT179	D		CONTROL STICK
11	IA4AA9	Q14AA0		I		CONTROL STICK
11	IA4A00	LDUMMY	IA1156	E	.541	GRIP ASSY CONT ACFT
11	IA1156	LST180	IA4AAA	R		GRIP ASSY CONT ACFT
11	IA1156	NRT180	PDEPOT	R		GRIP ASSY CONT ACFT
11	IA1156	LDUMMY	IA4A9A	D		GRIP ASSY CONT ACFT
11	SHT180	FTS180	NNN180	F	FTS180	GRIP ASSY CONT ACFT
11	NNN180	DICD04	IA4A2A	D		GRIP ASSY CONT ACFT
11	IA4AAA	LDUMMY	IA4A1A	D		GRIP ASSY CONT ACFT
11	IA4A2A	CICTS1		C		GRIP ASSY CONT ACFT
11	IA4A1A	G14AA1A	IA4A3A	D		GRIP ASSY CONT ACFT
11	IA4A3A	N14AAA	PDE180	E	.080	GRIP ASSY CONT ACFT
11	IA4A3A	K14AAA	RCT180	E	.090	GRIP ASSY CONT ACFT
11	IA4A3A	W14AAA	RCT180	E	.830	GRIP ASSY CONT ACFT
11	RCT180	RCTLRU		D		GRIP ASSY CONT ACFT
11	RCT180	DEC180	SHT180	D		GRIP ASSY CONT ACFT
11	PDE180	PDEPOT		D		GRIP ASSY CONT ACFT
11	PDE180	DEC180	SHT180	D		GRIP ASSY CONT ACFT
11	IA4A9A	Q14AAA		I		GRIP ASSY CONT ACFT
11	IA4A00	LDUMMY	IA1157	E	.081	GRIP ASSY CONT ACFT
11	IA1157	LST181	IA4ABA	R		CONTROLLER PITCH RATIO
11	IA1157	NRT181	PDEPOT	R		CONTROLLER PITCH RATIO
11	IA4ABA	N14ABA	PDEPOT	R		CONTROLLER PITCH RATIO
11	IA4ABA	K14ABA	RCTLRU	E	.667	CONTROLLER PITCH RATIO
11	IA1157	LDUMMY	IA1158	E	.333	CONTROLLER PITCH RATIO
11	IA1158	Q14ABA		D		CONTROLLER PITCH RATIO
11	IA4A00	LDUMMY	IA1159	I	.116	CONTROLLER PITCH RATIO
11	IA1159	LST182	IA4ABB	R		CONTROLLER PITCH TRIM
11	IA1159	NRT182	PDEPOT	R		CONTROLLER PITCH TRIM

(CONTINUED)

AIR FORCE FORM 2711--TASK NETWORK

CARD ID	PRIOR NODE	TASK ID	NEXT NODE	SEL MODE	SELECTION PARAM	TASK DESCRIPTION
11	IA4ABB	N14ABB	PDEPOT	D		CONTROLER PITCH TRIM
11	IA1159	LDUMMY	IA1160	D		CONTROLER PITCH TRIM
11	IA1160	Q14ABB		I		CONTROLER PITCH TRIM
11	IA4A00	LDUMMY		E	.016	CONTROLER ROLL RATIO
11	IA1161	LST183	IA4ABC	R		CONTROLER ROLL RATIO
11	IA1161	NRT183	PDEPOT	R		CONTROLER ROLL RATIO
11	IA4ABC	N14ABC	PDEPOT	D		CONTROLER ROLL RATIO
11	IA1161	LDUMMY	IA1162	D		CONTROLER ROLL RATIO
11	IA1162	Q14ABC		I	.032	CONTROLER ROLL RATIO
11	IA4A00	LDUMMY	IA1163	E		MODE SELECT ASSY
11	IA1163	LST184	IA4BD	R		MODE SELECT ASSY
11	IA1163	NRT184	PDEPOT	R		MODE SELECT ASSY
11	IA4BD	N14BD	PDEPOT	D		MODE SELECT ASSY
11	IA1163	LDUMMY	IA1164	D		MODE SELECT ASSY
11	IA1164	Q14BD		I	.032	MODE SELECT ASSY
11	IA4A00	LDUMMY	IA1165	E		VALVE EMERG PRESS
11	IA1165	LST185	IA4BJ	R		VALVE EMERG PRESS
11	IA1165	NRT185	PDEPOT	R		VALVE EMERG PRESS
11	IA4BJ	N14BJ	PDEPOT	E	.500	VALVE EMERG PRESS
11	IA4ABJ	JN0142	PDEPOT	E	.500	VALVE EMERG PRESS
11	IA1165	LDUMMY	IA1166	D		VALVE EMERG PRESS
11	IA1166	Q14ABJ		D		VALVE EMERG PRESS
11	IA4A00	LDUMMY	IA1167	E	.016	AILERON RUDDER INTERCONCT
11	IA1167	LST186	IA4AC0	R		AILERON RUDDER INTERCONCT
11	IA1167	NRT186	PDEPOT	R		AILERON RUDDER INTERCONCT
11	IA4AC0	N14AC0	PDEPOT	D		AILERON RUDDER INTERCONCT
11	IA1167	LDUMMY	IA1168	D		AILERON RUDDER INTERCONCT
11	IA1168	Q14AC0		I	.016	AILERON RUDDER INTERCONCT
11	IA4A00	LDUMMY	IA1169	E		CONTROLER YAW RATIO
11	IA1169	LST187	IA4ACA	R		CONTROLER YAW RATIO
11	IA1169	NRT187	PDEPOT	R		CONTROLER YAW RATIO
11	IA4ACA	JN0143	PDEPOT	D		CONTROLER YAW RATIO
11	IA1169	LDUMMY	IA1170	D		CONTROLER YAW RATIO
11	IA1170	Q14ACA		D		CONTROLER YAW RATIO
11	IA4A00	LDUMMY	IA1171	E	.016	LINKAGE ASY INBRD-OUTBRD
11	IA1171	LST188	IA4ACE	R		LINKAGE ASY INBRD-OUTBRD
11	IA1171	NRT188	PDEPOT	R		LINKAGE ASY INBRD-OUTBRD
11	IA4ACE	JN0144	PDEPOT	D		LINKAGE ASY INBRD-OUTBRD
11	IA1171	LDUMMY	IA1172	D		LINKAGE ASY INBRD-OUTBRD
11	IA1172	Q14ACE		D		LINKAGE ASY INBRD-OUTBRD
11	IA4A00	LDUMMY	IA1173	E	.032	VALVE LINEAR DIR
11	IA1173	LST189	IA4AFB	R		VALVE LINEAR DIR
11	IA1173	NRT189	PDEPOT	R		VALVE LINEAR DIR
11	IA4AFB	N14AFB	PDEPOT	E	.500	VALVE LINEAR DIR
11	IA4AFB	W14AFB	RCTLRU	E	.250	VALVE LINEAR DIR

AIR FORCE FORM 2711--TASK NETWORK (CONTINUED)

CARD ID	PRIOR NODE	TASK ID	NEXT NODE	SEL MODE	SELECTION PARAM	TASK DESCRIPTION
11	IA4AFB	W14AF1	RC1LRU	E	.250	VALVE LINEAR DIR
11	IA1173	LDUMMY	IA1174	D		VALVE LINEAR DIR
11	IA1174	Q14AFB		I		VALVE LINEAR DIR
11	IA4A00	LDUMMY	IA1175	E	.016	PITCH RATIO INDICATOR
11	IA1175	LST190	IA4AFD	R		PITCH RATIO INDICATOR
11	IA1175	NRT190	PDEP0T	R		PITCH RATIO INDICATOR
11	IA1175	LDUMMY	IA4AF9	D		PITCH RATIO INDICATOR
11	SHT190	FTS190	NN190	F	FTS190	
11	NN190	DICD05	IA4AF2	D		PITCH RATIO INDICATOR
11	IA4AFD	LDUMMY	IA4AF1	D		PITCH RATIO INDICATOR
11	IA4AF2	CICTS1		C		PITCH RATIO INDICATOR
11	IA4AF1	IA4AFD	IA4AF3	D		PITCH RATIO INDICATOR
11	IA4AF3	N14AFD	PDE190	D		PITCH RATIO INDICATOR
11	PDE190	PDEP0T		D		
11	PDE190	DEC190	SHT190	D		
11	IA4AF9	Q14AFD		I	.016	PITCH RATIO INDICATOR
11	IA4A00	LDUMMY	IA1176	E		TUBING HYD
11	IA1176	LST191	IA4AF	R		TUBING HYD
11	IA1176	NRT191	PDEP0T	R		TUBING HYD
11	IA4AFF	JN0145		D		TUBING HYD
11	IA1176	LDUMMY	IA1177	D		TUBING HYD
11	IA1177	Q14AFF		D		TUBING HYD
11	B3000	F23000	B3001	F	F23000	F15 F100 ENGINE
11	101		B3000	F		
11	CALLS1		101	F		
11	B3001	DCRMG7	B300A	D		F15 F100 ENGINE
11	B300A	CALD60	B3002	C		F15 F100 ENGINE
11	B3002	V23001		A	.297	F15 F100 ENGINE
11	B3002	V23002		A	.104	F15 F100 ENGINE
11	B3002	T23001		A	.257	F15 F100 ENGINE
11	B3002	T23002		A	.046	F15 F100 ENGINE
11	B3002	X23001		A	.495	F15 F100 ENGINE
11	B3002	M23006		A	.080	F15 F100 ENGINE
11	B3002	R23006		A	.030	F15 F100 ENGINE
11	B3002	M23007		A	.523	F15 F100 ENGINE
11	B3002	M23008		A	.271	F15 F100 ENGINE
11	B3002	M23009		A	.052	F15 F100 ENGINE
11	B3002	M2300A		A	.010	F15 F100 ENGINE
11	B3002	T23006		A	.004	F15 F100 ENGINE
11	B3002	T23007		A	.030	F15 F100 ENGINE
11	B3002	H23006		A	.002	F15 F100 ENGINE
11	B3002	H23007		A	.030	F15 F100 ENGINE
11	B3002	X23006		A	.002	F15 F100 ENGINE
11	B3002	X23007		A	.002	F15 F100 ENGINE
11	B3002	V23006		A	.010	F15 F100 ENGINE

(CONTINUED)

AIR FORCE FORM 2711--TASK NETWORK

CARD ID	PRIOR NODE	TASK ID	NEXT NODE	SEL MODE	SELECTION PARAM	TASK DESCRIPTION
11	B3002	W23000		E	.428	F15 F100 ENGINE
11	B3002	H23000		E	.026	F15 F100 ENGINE
11	B3002	T23000	B3003	E	.546	F15 F100 ENGINE
11	B3003	RENG01	B3XX0	E	.324	F15 F100 ENGINE
11	B3XX0	Q23000	B3XX1	I		F15 F100 ENGINE
11	B3XX1	G23000	B3004	D		F15 F100 ENGINE
11	B3003	R23001	B3005	E	.676	F15 F100 ENGINE
11	B3004	CALEG4	IB3018	C		F15 F100 ENGINE
11	IB3018	Y23A01	IB3076	D		F15 F100 ENGINE
11	IB3076	JPREP0	B3077	D		F15 F100 ENGINE
11	B3077	JTOW1	B3078	D		F15 F100 ENGINE
11	B3078	JTSTCL	B3079	D		F15 F100 ENGINE
11	B3079	JTOW1	B3080	D		F15 F100 ENGINE
11	B3080	JDPREP	B3081	D		F15 F100 ENGINE
11	B3081	JPOSTM		D		F15 F100 ENGINE
11	CALEG4	Y23A00	IB3XX1	G	.00462	INLET FAN MODULE
11	IB3XX1	Q23A0C	IB3XX2	D		INLET FAN MODULE
11	IB3XX2	G23A00	IB3XX3	D		INLET FAN MODULE
11	IB3XX3	Y23A00	IB3A00	D		INLET FAN MODULE
11	IB3A00	LDUNMY	IB3A00	E	.070	INLET FAN MODULE
11	IB3A00	JN0149		E	.200	INLET FAN SENSORS
11	IB3A00	SHOP	IB2AA1	E	.800	INLET FAN SENSORS
11	IB3AA1	N23AA0	PDEPOT	D		INLET FAN SENSORS
11	IB3AA1	Q23AA0		D		INLET FAN SENSORS
11	IB3A00	LDUNMY		D		INLET FAN SENSORS
11	IB3A00	SHOP	IB3A00	E	.850	INLET FAN SENSORS
11	IB3A00	N23A00	IB3A01	D		INLET FAN BLADES, SEALS, CASE
11	IB3A01	W23A00	RCTLRU	E	.860	INLET FAN BLADES, SEALS, CASE
11	IB3A01	N23A00	PDEPOT	E	.140	INLET FAN BLADES, SEALS, CASE
11	IB3A01	Q23A00		D		INLET FAN BLADES, SEALS, CASE
11	IB3A00	LDUNMY	IB3A*0	E	.080	INLET FAN BLADES, SEALS, CASE
11	IB3A*0	SHOP	IB3A*1	D		MISC INLET FAN PARTS
11	IB3A*1	W23A*0	RCTLRU	E	.670	MISC INLET FAN PARTS
11	IB3A*1	N23A*0	PDEPOT	E	.330	MISC INLET FAN PARTS
11	IB3A*1	Q23A*0		D		MISC INLET FAN PARTS
11	CALEG4	Y23B00	IB3002	G	.00448	CORE ENGINE MODULE
11	IB3002	Q23B00	IB3B19	D		CORE ENGINE MODULE
11	IB3B19	G23B00	IB3B76	D		CORE ENGINE MODULE
11	IB3B76	Y23B01	IB3B00	D		CORE ENGINE MODULE
11	IB3B00	LDUNMY	IB1200	E	.120	BEERINGS & SEALS
11	IB1200	LS1203	IB3B00	R		BEERINGS & SEALS
11	IB1200	NRT203	PDEPOT	R		BEERINGS & SEALS
11	IB3B00	SHOP	IB3B00	D		BEERINGS & SEALS
11	IB3B00	W23B00	RCTLRU	E	.170	SEALS & BEARINGS
11	IB3B00	W23B00	RCTLRU	E	.020	SEALS & BEARINGS
11	IB3B00	K23B00	RCTLRU	E	.380	SEALS & BEARINGS

(CONTINUED)

AIR FORCE FORM 2711--TASK NETWORK

CARD ID	PRIOR NODE	TASK ID	NEXT NODE	SEL MODE	SELECTION PARAM	TASK DESCRIPTION
11	I83BL1	N23BL0	PDEPOT	E	.430	SEALS & BEARINGS
11	I83BL1	Q23BL0		D		SEALS & BEARINGS
11	I83B00	LDUMMY		E	.610	SEALS & BEARINGS
11	I83B00	SHOP		D		SEALS & BEARINGS
11	I83B01	W23B00		E	.770	SEALS & BEARINGS
11	I83B01	K23B00	RCTLRU	E	.100	SEALS & BEARINGS
11	I83B01	N23B00	PDEPOT	E	.130	SEALS & BEARINGS
11	I83B01	Q23B00		D		SEALS & BEARINGS
11	I83B00	LDUMMY		E	.130	SEALS & BEARINGS
11	I83B00	SHOP		D		SEALS & BEARINGS
11	I83B01	W23B00	RCTLRU	E	.120	ROTOR & STATOR ASSY.
11	I83B01	W23B01	RCTLRU	E	.330	ROTOR & STATOR ASSY.
11	I83B01	K23B00	RCTLRU	E	.020	ROTOR & STATOR ASSY.
11	I83B01	N23B00	PDEPOT	E	.530	ROTOR & STATOR ASSY.
11	I83B01	Q23B00		D		ROTOR & STATOR ASSY.
11	I83B00	LDUMMY		E	.130	ROTOR & STATOR ASSY.
11	I83B00	SHOP		D		ROTOR & STATOR ASSY.
11	I83B01	W23B00		D		CORE ENGINE COMPONENTS
11	I83B01	Q23B00		D		CORE ENGINE COMPONENTS
11	I83B00	LDUMMY		D		CORE ENGINE COMPONENTS
11	I83B00	JN0151		E	.010	CORE ENGINE COMPONENTS
11	I83B00	SHOP		E	.540	MISC CORE ENGINE PARTS
11	I83B00	W23B00		E	.460	MISC CORE ENGINE PARTS
11	I83B01	K23B00	RCTLRU	E	.830	MISC CORE ENGINE PARTS
11	I83B01	Q23B00	RCTLRU	E	.170	MISC CORE ENGINE PARTS
11	CALEG4	Y23C00		D		MISC CORE ENGINE PARTS
11	I83003	Q23C00		G	.00215	FAN DR TURB MOD
11	I83C21	Q23C00		D		FAN DR TURB MOD
11	I83C21	G23C00		D		FAN DR TURB MOD
11	I83C76	Y23C01		D		FAN DR TURB MOD
11	I83C00	LDUMMY		D		FAN DR TURB MOD
11	I83C00	JN0152		E	.400	FAN DRIVE COMPONENTS
11	I83C00	SHOP		E	.500	FAN DRIVE COMPONENTS
11	I83C00	N23C00		D	.500	FAN DRIVE COMPONENTS
11	I83C01	Q23C00		D		FAN DRIVE COMPONENTS
11	I83C00	LDUMMY		E	.600	FAN DRIVE COMPONENTS
11	I83C00	SHOP		E		MISC FAN DRIVE TURBINE PARTS
11	I83C01	W23C00		D	.330	MISC FAN DRIVE TURBINE PARTS
11	I83C01	K23C00	RCTLRU	E	.330	MISC FAN DRIVE TURBINE PARTS
11	I83C01	N23C00	PDEPOT	E	.340	MISC FAN DRIVE TURBINE PARTS
11	I83C01	Q23C00		D		MISC FAN DRIVE TURBINE PARTS
11	CALEG4	Y23G00		G	.00260	GEARBOX MODULE
11	I83004	Q23G00		D		GEARBOX MODULE
11	I83G23	G23G00		D		GEARBOX MODULE
11	I83G76	Y23G01		D		GEARBOX MODULE
11	I83G00	LDUMMY		E	.040	GEARBOX MODULE

(CONTINUED)

AIR FORCE FORM 2711--TASK NETWORK

CARD ID	PRIOR NODE	TASK ID	NEXT NODE	SEL MODE	SELECTION PARAM	TASK DESCRIPTION
11	1B3GB0	SHOP	1B3GB1	D		GEAR BOX BEARINGS
11	1B3GB1	W23GB0	RCTLRU	E	.170	GEAR BOX BEARINGS
11	1B3GB1	N23GB0	PDEPOT	E	.830	GEAR BOX BEARINGS
11	1B3GB1	Q23GB0		D		GEAR BOX BEARINGS
11	1B3G00	LDUMMY	1B3GC0	E	.100	GEAR BOX BEARINGS
11	1B3G00	SHOP	1B3GC1	D		MAIN OIL PUMP ASSY.
11	1B3GC1	N23GC0	PDEPOT	D		MAIN OIL PUMP ASSY.
11	1B3GC1	Q23GC0		D		MAIN OIL PUMP ASSY.
11	1B3G00	LDUMMY	1B3G*0	E	.860	MAIN OIL PUMP ASSY.
11	1B3G*0	JN0154		E	.120	MISC GEAR BOX PARTS
11	1B3G*0	SHOP	1B3G*1	E	.880	MISC GEAR BOX PARTS
11	1B3G*1	W23G*0	RCTLRU	D		MISC GEAR BOX PARTS
11	1B3G*1	Q23G*0		D	.01262	MISC GEAR BOX PARTS
11	CALEG4	Y23H00	1B3H76	G		ENG FUEL SYS
11	1B3H76	Y23H01	1B3H00	D		ENG FUEL SYS
11	1B3H00	LDUMMY	1B3HA0	D		ENG FUEL SYS
11	1B3HA0	JN0155		E	.160	ENG FUEL SYS
11	1B3HA0	SHOP	1B3HA1	E	.840	FUEL SYS PUMPS, SENSORS, VALVES
11	1B3HA0	N23HA0	PDEPOT	D		FUEL SYS PUMPS, SENSORS, VALVES
11	1B3HA1	Q23HA0		D	.00091	OIL SYS
11	CALEG4	Y23J00	1B3J76	G		OIL SYS
11	1B3J76	Y23J01	1B3J00	D		OIL SYS
11	1B3J00	LDUMMY	1B3JA0	D		OIL SYS TANK, COOLER, VALVES
11	1B3J00	SHOP	1B3JA1	D		OIL SYS TANK, COOLER, VALVES
11	1B3JA1	N23JA0	PDEPOT	D		OIL SYS TANK, COOLER, VALVES
11	1B3JA1	Q23JA0		D	.00165	ELECT SYS
11	CALEG4	Y23K00	1B3K76	G		ELECT SYS
11	1B3K76	Y23K01	1B3K00	D		ELECT SYS
11	1B3K00	LDUMMY	1B3KA0	D		ELECT SYS
11	1B3KA0	SHOP	1B3KA1	D		ELEC SYS COMPONENTS
11	1B3KA1	W23KA0	RCTLRU	E	.100	ELEC SYS COMPONENTS
11	1B3KA1	N23KA0	PDEPOT	F	.900	ELFC SYS COMPONENTS
11	1B3KA1	Q23KA0		D		ELEC SYS COMPONENTS
11	CALEG4	Y23P00	1B3P76	G	.00119	AUG NOZ ACTU SYS
11	1B3P76	Y23P01	1B3P00	D	.750	AUG NOZ ACTU SYS
11	1B3P00	LDUMMY	1B3PA0	E	.330	AUG NOZ ACTU SYS
11	1B3PA0	JN0156		E	.670	AUG NOZZLE ACTUATION SYS
11	1B3PA0	SHOP	1B3PA1	E	.100	AUG NOZZLE ACTUATION SYS
11	1B3PA1	N23PA0	PDEPOT	E	.900	AUG NOZZLE ACTUATION SYS
11	1B3PA1	N23PA1	PDEPOT	E		AUG NOZZLE ACTUATION SYS
11	1B3PA1	Q23PA0		D	.250	AUG NOZZLE ACTUATION SYS
11	1B3P00	LDUMMY	1B3P90	E		NOC
11	1B3P90	SHOP	1B3P91	D		NOC
11	1B3P91	N23P90	PDEPOT	D		NOC
11	1B3P91	Q23P90		D		NOC

(CONTINUED)

AIR FORCE FORM 2711--TASK NETWORK

CARD ID	PRIOR NODE	TASK ID	NEXT NODE	SEL MODE	SELECTION PARAM	TASK DESCRIPTION
11	CALEG4	Y23Q00	IB3076	G	.00357	HARDWARE INST AT ENG FINAL ASY
11	IB3076	Y23Q01	IB3000	D		HARDWARE INST AT ENG FINAL ASY
11	IB3000	LDUMMY	IB30A0	E	.850	HARDWARE INST AT ENG FINAL ASY
11	IB30A0	SHOP	IB30A1	D		ENG FINAL ASSY PARTS
11	IB30A1	W23QA0	RCT:RU	E	.460	ENG FINAL ASSY PARTS
11	IB30A1	N23QA0	PDEPOT	E	.540	ENG FINAL ASSY PARTS
11	IB30A1	Q23QA0		D		ENG FINAL ASSY PARTS
11	IB3000	LDUMMY	IB30B0	E	.060	ENG FINAL ASSY PARTS
11	IB30B0	SHOP	IB30B1	D		ENG FINAL ASSY PARTS
11	IB30B1	N23OB0	PDEPOT	D		ENG FINAL ASSY PARTS
11	IB30B1	Q23OB0		D		ENG FINAL ASSY PARTS
11	IB3000	LDUMMY	IB30C0	E	.001	ENG FINAL ASSY PARTS
11	IB30C0	SHOP	IB30C1	D		ENG FINAL ASSY PARTS
11	IB30C1	N23OC0	PDEPOT	D		ENG FINAL ASSY PARTS
11	IB30C1	Q23OC0		D		ENG FINAL ASSY PARTS
11	IB3000	LDUMMY	IB3090	E	.089	ENG FINAL ASSY PARTS
11	IB3090	SHOP	IB3091	D		ENG FINAL ASSY PARTS
11	IB3091	N23O90	PDEPOT	D		ENG FINAL ASSY PARTS
11	IB3091	Q23O90		D		ENG FINAL ASSY PARTS
11	CALEG4	Y23I00	IB3035	G	.00046	ENGINE INSTRUMENTS
11	IB3035	LDUMMY	IB3100	D		ELEC TAC IND
11	IB3100	LDUMMY	IB1202	E	.960	ELEC TAC IND
11	IB3100	LST205	IB31A0	R		ELEC TAC IND
11	IB1202	NRT205	PDEPOT	R		ELEC TAC IND
11	IB1202	LDUMMY	IB31A9	D		ELEC TAC IND
11	IB31AA	L231AA	IB31A1	D		ELEC TAC IND
11	IB31A0	LDUMMY	IB31AA	E		ELEC TAC IND
11	SHT205	FTS205	NNN205	F	.320	ELEC TAC IND
11	NNN205	DICD06	IB31A2	D	FTS205	ELEC TAC IND
11	IB31A2	CICTS1		C		ELEC TAC IND
11	IB31A1	G231AA	IB31A3	D		ELEC TAC IND
11	IB31A3	N231AA	PDE205	D		ELEC TAC IND
11	PDE205	PDEPOT		D		ELEC TAC IND
11	PDE205	DEC205	SHT205	D		ELEC TAC IND
11	IB31A9	Q231AA		D		ELEC TAC IND
11	IB31A0	LDUMMY	IB1203	E	.360	FAN INLET TURB TEMP IND
11	IB1203	LST206	IB31AB	R		FAN INLET TURB TEMP IND
11	IB1203	NRT206	PDEPOT	R		FAN INLET TURB TEMP IND
11	IB1203	LDUMMY	IB31AB	D		FAN INLET TURB TEMP IND
11	IB1203	FTS206	NNN206	F	FTS206	FAN INLET TURB TEMP IND
11	SHT206	DICD07	IB31B3	D		FAN INLET TURB TEMP IND
11	NNN206	LDUMMY	IB31B2	C		FAN INLET TURB TEMP IND
11	IB31AB	CICTS1		C		FAN INLET TURB TEMP IND
11	IB31B3	G231AB	IB31B4	D		FAN INLET TURB TEMP IND
11	IB31B2	K231AB	RCT206	E	.220	FAN INLET TURB TEMP IND
11	IB31B4					

(CONTINUED)

AIR FORCE FORM 2711--TASK NETWORK

CARD ID	PRIOR NODE	TASK ID	NEXT NODE	SEL MODE	SELECTION PARAM	TASK DESCRIPTION
11	IB31B4	N231AB	PDE206	E	.780	FAN INLET TURB TEMP IND
11	RCTLRU	RCTLRU	SHT206	D		
11	DEC206	DEC206	SHT206	D		
11	PDE206	PDE206	SHT206	D		
11	PDE206	Q231AB	SHT206	D		
11	IB31A8	SHOP	IB31AC	E	.120	FAN INLET TURB TEMP IND
11	IB31A0	LDUNMY	IB31C1	D		
11	IB31AC	DICD08	IB31C2	D		
11	IB31C1	CICTS1	IB31C3	C		
11	IB31C2	G231AC	POEPOT	D		
11	IB31C1	N231AC	POEPOT	D		
11	IB31C3	Q231AC	POEPOT	D		
11	IB31AC	SHOP	IB31AM	D		
11	IB31A0	LDUNMY	IB31M7	E	.200	NOZZLE POS XMITER
11	IB31AM	DICD10	IB31M7	D		
11	IB31M7	CICTS1	IB31MB	D		
11	IB31MB	G231AM	IB31M9	C		
11	IB31M7	N231AM	IB31M9	D		
11	IB31M9	W231AM	PDEPOT	E	.200	NOZZLE POS XMITER
11	IB31M9	Q231AM	PDEPOT	E	.800	NOZZLE POS XMITER
11	IB31AM	Q231AM	RCTLRU	D		
11	IB3100	LDUNMY	IB1204	D		
11	IB1204	LST207	IB1204	E	.040	ENGINE MOUNTING SYS
11	IB1204	NRT207	IB1204	R		
11	IB1204	SHOP	PDEPOT	R		
11	IB1204	SHOP	IB31D1	R		
11	IB1204	N231D0	PDEPOT	D		
11	IB1204	N231D1	PDEPOT	E	.670	ENGINE MOUNTING SYS
11	IB1204	LDUNMY	PDEPOT	E	.330	ENGINE MOUNTING SYS
11	IB1205	Q231D0	IB1205	D		
11	CALEG4	Y23F00	IB3F76	D	.00832	ENGINE MOUNTING SYS
11	IB3F76	Y23F01	IB3F00	G		
11	IB3F00	JPSTM1	IB3F00	D		
11	IB3F00	LDUNMY	IB3FA0	D		
11	IB3FA0	JN0157	IB3FA0	E	.600	AUG DUCT & NOZ MOD
11	IB3FA0	SHOP	IB3FA0	E	.820	AUG DUCT & NOZ MOD
11	IB3FA1	W23FA0	IB3FA1	E	.180	DUCT, AUGMENTER COMB CHBR
11	IB3FA1	W23FA1	IB3FA1	E	.100	DUCT, AUGMENTER COMB CHBR
11	IB3FA1	W23FA2	IB3FA1	E	.270	DUCT, AUGMENTER COMB CHBR
11	IB3FA1	W23FA3	IB3FA1	E	.080	DUCT, AUGMENTER COMB CHBR
11	IB3FA1	Q23FA0	IB3FA1	E	.550	DUCT, AUGMENTER COMB CHBR
11	IB3FA0	LDUNMY	IB3F*0	D		
11	IB3F00	JN0158	IB3F*0	E	.050	DUCT, AUGMENTER COMB CHBR
11	IB3F*0	SHOP	IB3F*1	E	.160	AUGMENTER MISC
11	IB3F*0	IB3F*1	IB3F*1	E	.840	AUGMENTER MISC
11	IB3F*1	W23F*0	IB3F*1	E	.020	AUGMENTER MISC
11	IB3F*1	W23F*1	IB3F*1	E	.040	AUGMENTER MISC

(CONTINUED)

AIR FORCE FORM 2711--TASK NETWORK

CARD ID	PRIOR NODE	TASK ID	NEXT NODE	SCL MODE	SELECTION PARAM	TASK DESCRIPTION
11	1B3F*1	W23F*2	RCTLRU	E	.540	AUGMENTER MISC
11	1B3F*1	W23F*3	RCTLRU	E	.230	AUGMENTER MISC
11	1B3F*1	W23F*4	RCTLRU	E	.040	AUGMENTER MISC
11	1B3F*1	N23F*0	PDEPOT	E	.130	AUGMENTER MISC
11	1B3F*1	Q23F*0	PDEPOT	D		AUGMENTER MISC
11	1B3F00	LDUMMY	IB3FB0	E	.340	AUGMENTER MISC
11	1B3FB0	SHOP	IB3FB1	D		AUGMENTER NOZZLE
11	1B3FB1	K23FB0	RCTLRU	E	.040	AUGMENTER NOZZLE
11	1B3FB1	N23FB0	PDEPOT	E	.960	AUGMENTER NOZZLE
11	1B3FB1	Q23FB0	PDEPOT	D		AUGMENTER NOZZLE
11	1B3F00	LDUMMY	IB3F90	E	.010	AUGMENTER NOZZLE
11	1B3F90	SHOP	IB3F91	D		NOC
11	1B3F91	W23F90	RCTLRU	E	.570	NOC
11	1B3F91	N23F90	PDEPOT	E	.430	NOC
11	1B3F91	Q23F90	PDEPOT	D		NOC
11	1B3F91	LDUMMY	Z0001	E	.003	NOC
11	1B3F91	LDUMMY	IZ0002	D		SENSOR, ELECTRIC N1, DUAL
11	Z0001	R23AAR	IZ0002	D		SENSOR, ELECTRIC N1, DUAL
11	Z0001	Q23AAR	IZ0002	I		SENSOR, ELECTRIC N1, DUAL
11	IZ0002	JTRIM1	IZ0003	D		SENSOR, ELECTRIC N1, DUAL
11	IZ0003	CFRIM	IZ0003	C		SENSOR, ELECTRIC N1, DUAL
11	IZ0002	N23AAR	PDEPOT	D		SENSOR, ELECTRIC N1, DUAL
11	B3005	LDUMMY	Z0003	E	.073	SEAL, AUG NOZ SUPPORT
11	Z0003	Q23FAV	Z0003	D		SEAL, AUG NOZ SUPPORT
11	Z0003	Q23FAV	IZ0004	D		SEAL, AUG NOZ SUPPORT
11	IZ0004	N23FAV	PDEPOT	D		SEAL, AUG NOZ SUPPORT
11	B3005	LDUMMY	Z0005	E	.053	NOZZLE SEGMENT, DIVERGENT, AUGMENTOR
11	Z0005	Q23FBC	Z0005	D		NOZZLE SEGMENT, DIVERGENT, AUGMENTOR
11	Z0005	Q23FBC	IZ0006	I		NOZZLE SEGMENT, DIVERGENT, AUGMENTOR
11	IZ0006	N23FBC	PDEPOT	D	.565	NOZZLE SEGMENT, DIVERGENT, AUGMENTOR
11	B3005	LDUMMY	Z0007	E		NOZZLE SEGMENT, EXTERNAL, AUGMENTOR
11	Z0007	Q23FBD	IZ0008	D		NOZZLE SEGMENT, EXTERNAL, AUGMENTOR
11	Z0007	Q23FBD	IZ0008	I		NOZZLE SEGMENT, EXTERNAL, AUGMENTOR
11	IZ0008	W23FBD	RCTLRU	E	.280	NOZZLE SEGMENT, EXTERNAL, AUGMENTOR
11	IZ0008	N23FBD	PDEPOT	E	.720	NOZZLE SEGMENT, EXTERNAL, AUGMENTOR
11	B3005	LDUMMY	Z0009	E	.003	NOZZLE SEGMENT, CONVERGENT
11	Z0009	R23FBE	Z0009	D		NOZZLE SEGMENT, CONVERGENT
11	Z0009	Q23FBE	IZ0010	I		NOZZLE SEGMENT, CONVERGENT
11	IZ0010	N23FBE	PDEPOT	D	.001	NOZZLE SEGMENT, CONVERGENT
11	B3005	LDUMMY	Z0011	E		BRIDGE CLAMP
11	Z0011	R23FBG	Z0011	D		BRIDGE CLAMP
11	Z0011	Q23FBG	IZ0012	D		BRIDGE CLAMP
11	Z0011	Q23FBG	IZ0012	I		BRIDGE CLAMP
11	IZ0012	N23FBG	PDEPOT	D	.004	BRIDGE CLAMP
11	B3005	LDUMMY	Z0013	E		PUMP ASSY, MAIN OIL
11	Z0013	JR0LBK	Z0013	D		PUMP ASSY, MAIN OIL
11	Z0014	R23GCO	Z0014	D		PUMP ASSY, MAIN OIL
11	Z0014	R23GCO	Z015A	D		PUMP ASSY, MAIN OIL

(CONTINUED)

AIR FORCE FORM 2711--TASK NETWORK

CARD ID	PRIOR NODE	TASK ID	NEXT NODE	SEL MODE	SELECTION PARAM	TASK DESCRIPTION
11	Z015A	Q23GC1	Z0015	D		PUMP ASSY, MAIN OIL
11	Z0015	JR0LBK	Z0016	D		PUMP ASSY, MAIN OIL
11	Z0016	JLEKCK	I20017	D		PUMP ASSY, MAIN OIL
11	I20017	JTRIM2	I20018	D		PUMP ASSY, MAIN OIL
11	I20018	CFTRIM		C		PUMP ASSY, MAIN OIL
11	I20017	N23GC1	PDEP0T	D		PUMP ASSY, MAIN OIL
11	B3005	LDUMMY	Z0020	E	.004	UNIFIED FUEL CONTROL
11	Z0020	JR0LBK	Z0021	D		UNIFIED FUEL CONTROL
11	Z0021	R23HAA	Z0022	D		UNIFIED FUEL CONTROL
11	Z0022	Q23HAA	Z0023	D		UNIFIED FUEL CONTROL
11	Z0023	JR0LBK	I20024	D		UNIFIED FUEL CONTROL
11	I20024	JTRIM3		D		UNIFIED FUEL CONTROL
11	I20024	CFTRIM		C		UNIFIED FUEL CONTROL
11	I20023	N23HAA	PDEP0T	D		UNIFIED FUEL CONTROL
11	B3005	LDUMMY	Z0026	E	.043	CONTROL, ENGINE ELECTRONIC
11	Z0026	R23HAB	Z0027	D		CONTROL, ENGINE ELECTRONIC
11	Z0027	Q23HAB		I		CONTROL, ENGINE ELECTRONIC
11	I20027	JTRIM4		D		CONTROL, ENGINE ELECTRONIC
11	I20028	CFTRIM		C		CONTROL, ENGINE ELECTRONIC
11	I20027	N23HAB	PDEP0T	D		CONTROL, ENGINE ELECTRONIC
11	B3005	LDUMMY	Z0029	E	.070	PUMP, FUEL, MAIN
11	Z0029	R23HAD	Z0030	D		PUMP, FUEL, MAIN
11	Z0029	Q23HAD		I		PUMP, FUEL, MAIN
11	I20030	N23HAD		D		PUMP, FUEL, MAIN
11	B3005	LDUMMY	PDEP0T	D		FUEL PUMP AUGMENTOR
11	Z0031	JR0LBK	Z0031	E	.006	FUEL PUMP AUGMENTOR
11	Z0032	R23HAE	Z0032	D		FUEL PUMP AUGMENTOR
11	Z0033	Q23HAE	Z0033	D		FUEL PUMP AUGMENTOR
11	Z0033	Q23HAE	Z0034	D		FUEL PUMP AUGMENTOR
11	Z0034	JR0LBK	Z0035	D		FUEL PUMP AUGMENTOR
11	Z0035	JLEKCK	I20036	D		FUEL PUMP AUGMENTOR
11	I20036	JTRIM5	I20037	D		FUEL PUMP AUGMENTOR
11	I20037	CFTRIM		C		FUEL PUMP AUGMENTOR
11	I20036	N23HAE	PDEP0T	D		FUEL PUMP AUGMENTOR
11	B3005	LDUMMY	Z0038	E	.001	FUEL PUMP AUG CONTROLLER
11	Z0038	JR0LBK	Z0039	D		FUEL PUMP AUG CONTROLLER
11	Z0039	R23HAF	Z0040	D		FUEL PUMP AUG CONTROLLER
11	Z0040	Q23HAF	Z0041	D		FUEL PUMP AUG CONTROLLER
11	Z0041	JR0LBK	Z0042	D		FUEL PUMP AUG CONTROLLER
11	Z0042	JLEKCK	I20043	D		FUEL PUMP AUG CONTROLLER
11	Z0043	JTRIM6	I20044	D		FUEL PUMP AUG CONTROLLER
11	I20044	CFTRIM		C		FUEL PUMP AUG CONTROLLER
11	I20043	N23HAF	PDEP0T	D		FUEL PUMP AUG CONTROLLER
11	I20044	LDUMMY	Z0045	E	.017	SENSOR, HYDORMECHANICAL
11	B3005	R23HAG	I20046	D		SENSOR, HYDORMECHANICAL
11	Z0045	Q23HAG		I		SENSOR, HYDORMECHANICAL

(CONTINUED)

AIR FORCE FORM 2711--TASK NETWORK

CARD ID	PRIOR NODE	TASK ID	NEXT NODE	SEL MODE	SELECTION PARAM	TASK DESCRIPTION
11	IZ0046	JTRIM7	IZ0047	D		SENSOR, HYDROMECHANICAL
11	IZ0047	CFTRIM		C		SENSOR, HYDROMECHANICAL
11	IZ0046	N23HAG	PDEP0T	D		SENSOR, HYDROMECHANICAL
11	B3005	LDUMMY	Z0048	E	.032	SENSOR, TEMPERATURE, FAN EXIT
11	Z0048	R23HAM	IZ0049	D		SENSOR, TEMPERATURE, FAN EXIT
11	Z0048	Q23HAH		I		SENSOR, TEMPERATURE, FAN EXIT
11	IZ0049	JTRIM8	IZ0050	D		SENSOR, TEMPERATURE, FAN EXIT
11	IZ0050	CFTRIM		C		SENSOR, TEMPERATURE, FAN EXIT
11	IZ0049	N23HAH	PDEP0T	D		SENSOR, TEMPERATURE, FAN EXIT
11	B3005	LDUMMY	Z0051	E	.001	FTIT SENSOR THERMOCOUPLE
11	Z0051	LDUMMY	Z0052	E	.286	FTIT SENSOR THERMOCOUPLE
11	Z0052	R23HAK	IZ0053	D		FTIT SENSOR THERMOCOUPLE
11	Z0052	Q23HAK		D		FTIT SENSOR THERMOCOUPLE
11	IZ0053	N23HAK	PDEP0T	D		FTIT SENSOR THERMOCOUPLE
11	Z0051	LDUMMY	Z0054	E	.714	FTIT SENSOR THERMOCOUPLE
11	Z0054	JR0LBK	Z0055	D		FTIT SENSOR THERMOCOUPLE
11	Z0055	R23HA1	Z0056	D		FTIT SENSOR THERMOCOUPLE
11	Z0055	Q23HA1		D		FTIT SENSOR THERMOCOUPLE
11	Z0056	JR0LBK	IZ0057	D		FTIT SENSOR THERMOCOUPLE
11	IZ0057	JTRIM9	IZ0058	D		FTIT SENSOR THERMOCOUPLE
11	IZ0058	CFTRIM		C		FTIT SENSOR THERMOCOUPLE
11	IZ0057	N23HA1	PDEP0T	D		PT6 AUG PRESSURE PROBE
11	B3005	LDUMMY	Z0059	E	.009	PT6 AUG PRESSURE PROBE
11	Z0059	R23HAM	IZ0060	D		PT6 AUG PRESSURE PROBE
11	Z0059	Q23HAM		D		PT6 AUG PRESSURE PROBE
11	IZ0060	JTRIM10	IZ0061	D		PT6 AUG PRESSURE PROBE
11	IZ0061	CFTRIM		C		PT6 AUG PRESSURE PROBE
11	IZ0060	N23HAM	PDEP0T	D		PT6 AUG PRESSURE PROBE
11	B3005	LDUMMY	Z0062	E	.009	FUEL PRESS + DUMP VALVE
11	Z0062	R23HAN	IZ0063	D		FUEL PRESS + DUMP VALVE
11	Z0062	Q23HAN		D		FUEL PRESS + DUMP VALVE
11	IZ0063	JLEKCK	IZ0064	D		FUEL PRESS + DUMP VALVE
11	IZ0064	N23HAN	PDEP0T	D		FUEL PRESS + DUMP VALVE
11	B3005	LDUMMY	Z0065	E	.001	IGNITER PLUG
11	Z0065	R23KAC	IZ0066	D		IGNITER PLUG
11	Z0065	Q23KAC		D		IGNITER PLUG
11	IZ0066	J0PCK1	IZ0067	D		IGNITER PLUG
11	IZ0067	N23KAC	PDEP0T	D		IGNITER PLUG
11	B3005	LDUMMY	Z0068	E	.001	CABLE
11	Z0068	JR0LBK	Z0069	D		CABLE
11	Z0069	R23KAG	Z0070	D		CABLE
11	Z0069	Q23KAG		I		CABLE
11	Z0070	JR0LBK	IZ0071	D		CABLE
11	IZ0071	JTRIM11	IZ0072	D		CABLE
11	IZ0072	CFTRIM		C		CABLE

(CONTINUED)

AIR FORCE FORM 2711--TASK NETWORK

CARD ID	PRIOR NODE	TASK ID	NEXT NODE	SEL MODE	SELECTION PARAM	TASK DESCRIPTION
11	I20071	N23KAG	PDEPOT	D		CABLE
11	B3005	LDUMMY	Z0073	E	.012	STATOR, GENERATOR
11	Z0073	R23KAH	I20074	D		STATOR, GENERATOR
11	Z0073	Q23KAH		I		STATOR, GENERATOR
11	I20074	JTRM12	I20075	D		STATOR, GENERATOR
11	I20075	CFTRIM		C		STATOR, GENERATOR
11	I20074	N23KAH	PDEPOT	D	.001	STATOR, GENERATOR
11	B3005	LDUMMY	Z0076	E		BOX, INTERCONNECTING
11	Z0076	R23KAR	I20077	D		BOX, INTERCONNECTING
11	Z0076	Q23KAR		I		BOX, INTERCONNECTING
11	I20077	N23KAR	PDEPOT	D	.019	BOX, INTERCONNECTING
11	B3005	LDUMMY	Z0078	E		CONTROL, EXHAUST NOZ CONVERGENT
11	Z0078	R23PAB	Z0079	D		CONTROL, EXHAUST NOZ CONVERGENT
11	Z0078	Q23PAB		D		CONTROL, EXHAUST NOZ CONVERGENT
11	Z0079	JOPCK1	I20080	D		CONTROL, EXHAUST NOZ CONVERGENT
11	I20080	N23PAB	PDEPOT	D	.010	REGULATOR, AIR PRESS, EX NOZ CONTROL
11	B3005	LDUMMY	Z0081	E		REGULATOR, AIR PRESS, EX NOZ CONTROL
11	Z0081	R23PAC	Z0082	D		REGULATOR, AIR PRESS, EX NOZ CONTROL
11	Z0081	Q23PAC		D		REGULATOR, AIR PRESS, EX NOZ CONTROL
11	Z0082	JOPCK1	I20083	D		REGULATOR, AIR PRESS, EX NOZ CONTROL
11	Z0083	N23PAC	PDEPOT	D	.006	REGULATOR, AIR PRESS, EX NOZ CONTROL
11	B3005	LDUMMY	Z0084	E		SHAFT, FLEX, PRIMARY ACTUATOR, CON R
11	Z0084	R23PAK	Z0085	D		SHAFT, FLEX, PRIMARY ACTUATOR, CON R
11	Z0084	Q23PAK		I		SHAFT, FLEX, PRIMARY ACTUATOR, CON R
11	Z0085	JOPCK1	I20086	D		SHAFT, FLEX, PRIMARY ACTUATOR, CON R
11	I20086	N23PAK	PDEPOT	D	.001	SHAFT, FLEX, PRIMARY ACTUATOR, CON L
11	B3005	LDUMMY	Z0088	E		SHAFT, FLEX, PRIMARY ACTUATOR, CON L
11	Z0088	R23PAL	Z0089	D		SHAFT, FLEX, PRIMARY ACTUATOR, CON L
11	Z0088	Q23PAL		I		SHAFT, FLEX, PRIMARY ACTUATOR, CON L
11	Z0089	JOPCK1	I20090	D		SHAFT, FLEX, PRIMARY ACTUATOR, CON L
11	I20090	N23PAL	PDEPOT	D	.003	SHAFT, FLEX, PRIMARY ACTUATOR, CON L
11	B3005	LDUMMY	Z0091	E		SHAFT, FLEX, PRIMARY ACTUATOR, CON L
11	Z0091	R23PAN	Z0092	D		CONTROL - PUSH PULL, AJ REQUEST
11	Z0091	Q23PAN		D		CONTROL - PUSH PULL, AJ REQUEST
11	Z0092	JOPCK1	I20093	D		CONTROL - PUSH PULL, AJ REQUEST
11	I20093	N23PAN	PDEPOT	D	.023	CONTROL - PUSH PULL, AJ REQUEST
11	B3005	LDUMMY	Z0094	E		CONTROL - PUSH PULL, AJ REQUEST
11	Z0094	R23QA4	Z0095	D		EVENTS HISTORY RECORDER
11	Z0094	Q23QA4		D		EVENTS HISTORY RECORDER
11	Z0095	JLEKCK	I20096	D		EVENTS HISTORY RECORDER
11	I20096	N23QA4	PDEPOT	D	.003	EVENTS HISTORY RECORDER
11	B3005	LDUMMY	Z0097	E		INDICATOR, NOZZLE POSITION
11	Z0097	R231AC	Z0097	D		INDICATOR, NOZZLE POSITION
11	Z0097	LDUMMY	B1252	E	.750	INDICATOR, NOZZLE POSITION
11	B1252	LST234	B3117	R		INDICATOR, NOZZLE POSITION

AIR FORCE FORM 2711--TASK NETWORK (CONTINUED)

CARD ID	PRIOR NODE	TASK ID	NEXT NODE	SEL MODE	SELECTION PARAM	TASK DESCRIPTION
11	B1252	NRT234	PDEPOT	R		INDICATOR, NOZZLE POSITION
11	B1252	LDUMMY	IB316C	D		INDICATOR, NOZZLE POSITION
11	ZZ0097	JN0166		E	.250	INDICATOR, NOZZLE POSITION
11	B3117	SHOP	IB31C6	D		INDICATOR, NOZZLE POSITION
11	SHT234	FTS234	NNN234	F	FTS234	INDICATOR, NOZZLE POSITION
11	NNN234	DICD08	IB31C8	D		INDICATOR, NOZZLE POSITION
11	IB31C6	LDUMMY	IB31C7	D		INDICATOR, NOZZLE POSITION
11	IB31C7	CICTS1		C		INDICATOR, NOZZLE POSITION
11	IB31C7	G231A1	IB31C9	D		INDICATOR, NOZZLE POSITION
11	IB31C9	K231AC	RCT234	E	.670	INDICATOR, NOZZLE POSITION
11	IB31C9	N231A1	PDE234	E	.330	INDICATOR, NOZZLE POSITION
11	RCT234	RCTLRU		D		INDICATOR, NOZZLE POSITION
11	RCT234	DEC234	SHT234	D		
11	PDE234	PDEPOT		D		
11	PDE234	DEC234	SHT234	D		
11	IB316C	Q231AC		D		
11	B3005	LDUMMY	Z0098	E	.013	INDICATOR, NOZZLE POSITION
11	ZZ0098	R231AG	ZZ0098	D		INDICATOR, OIL PRESSURE
11	ZZ0098	JN0167		E	.270	INDICATOR, OIL PRESSURE
11	ZZ0098	LDUMMY		E	.730	INDICATOR, OIL PRESSURE
11	IB31G0	LST235	IB31G0	R		INDICATOR, OIL PRESSURE
11	IB31G0	R231G1	IB31G1	R		INDICATOR, OIL PRESSURE
11	IB31G0	LDUMMY	PDEPOT	R		INDICATOR, OIL PRESSURE
11	IB31G0	R231G2	IB31G5	D		INDICATOR, OIL PRESSURE
11	IB31G1	SHOP	IB31G2	D		INDICATOR, OIL PRESSURE
11	SHT235	FTS235	NNN235	F	FTS235	INDICATOR, OIL PRESSURE
11	NNN235	DICD09	IB31G3	D		INDICATOR, OIL PRESSURE
11	IB31G3	CICTS1		C		INDICATOR, OIL PRESSURE
11	IB31G2	G231AG	IB31G4	D		INDICATOR, OIL PRESSURE
11	IB31G4	K231AG	RCT235	D		INDICATOR, OIL PRESSURE
11	RCT235	RCTLRU		D		
11	RCT235	DEC235	SHT235	D		
11	IB31G5	Q231AG		D		
11	B3005	LDUMMY	Z0099	I	.013	INDICATOR, OIL PRESSURE
11	ZZ0099	R231AM	Z0099	E		TRANSDUCER, NOZZLE POSITION
11	ZZ0099	LST236	IB31M1	D		TRANSDUCER, NOZZLE POSITION
11	ZZ0099	NRT236	PDEPOT	R		TRANSDUCER, NOZZLE POSITION
11	ZZ0099	LDUMMY	ZZ0100	D		TRANSDUCER, NOZZLE POSITION
11	SHT236	FTS236	NNN236	F	FTS236	TRANSDUCER, NOZZLE POSITION
11	NNN236	DICD10	IB31M2	D		TRANSDUCER, NOZZLE POSITION
11	IB31M1	G231AM	IB31M3	D		TRANSDUCER, NOZZLE POSITION
11	ZZ0100	Q231AM		D		TRANSDUCER, NOZZLE POSITION
11	IB31M2	CICTS1		C		TRANSDUCER, NOZZLE POSITION
11	IB31M3	W231A2	RCT236	E	.300	TRANSDUCER, NOZZLE POSITION
11	IB31M3	K231AM	RCT236	E	.200	TRANSDUCER, NOZZLE POSITION
11	IB31M3	N231A2	PDE236	E	.500	TRANSDUCER, NOZZLE POSITION

(CONTINUED)

AIR FORCE FORM 2711--TASK NETWORK

CARD ID	PRIOR NODE	TASK ID	NEXT NODE	SEL MODE	SELECTION PARAM	TASK DESCRIPTION
11	RCT236	RCTLRU	SHT236	D	F27000	CALL SECTION FOR ENGINE TRIM
11	RCT236	DEC236	SHT236	D	F27000	CALL SECTION FOR ENGINE TRIM
11	PDE236	PDEPOT	SHT236	D	F27000	CALL SECTION FOR ENGINE TRIM
11	PDE236	DEC236	SHT236	D	F27000	CALL SECTION FOR ENGINE TRIM
11	CFTRIM	JTOW1	TRIM1	D	F27000	CALL SECTION FOR ENGINE TRIM
11	TRIM1	JHOOK	TRIM2	D	F27000	CALL SECTION FOR ENGINE TRIM
11	TRIM2	JFUEL4	TRIM3	D	F27000	CALL SECTION FOR ENGINE TRIM
11	TRIM3	JRELE	TRIM4	D	F27000	CALL SECTION FOR ENGINE TRIM
11	TRIM4	JASTER	TRIM4	D	F27000	CALL SECTION FOR ENGINE TRIM
11	B7000	F27000	B3001	F	F27000	2ND F100 ENGINE FOLLOWS SAME NTWK
11	101		B7000	F	F27000	
11	D1A00	F41A00	D1A01	F	F41A00	ENV CONT SYS F15
11	101		D1A00	F	F41A00	
11	D1A01	R41A00	ID1A00	E	.008	ENV CCNT SYS F15
11	D1A01	V41A00	ID1A00	A	.008	ENV CCNT SYS F15
11	D1A01	M41A00	ID1A00	E	.008	ENV CCNT SYS F15
11	D1A01	T41A00	ID1A00	A	.008	ENV CCNT SYS F15
11	D1A01	M41A05	ID1A00	E	.008	ENV CCNT SYS F15
11	D1A01	V41A01	ID1A00	A	.867	ENV CCNT SYS F15
11	D1A01	T41A01	ID1A00	A	.632	ENV CCNT SYS F15
11	D1A01	JBLAN7	D1A02	E	.600	ENV CCNT SYS F15
11	D1A02	JNOTS	D1A03	E	.455	ENV CCNT SYS F15
11	D1A02	T41A02	D1A03	E	.545	ENV CCNT SYS F15
11	D1A03	R41A01	D1A04	D	.582	ENV CCNT SYS F15
11	D1A04	JN00PS	ID1A00	E	.418	ENV CCNT SYS F15
11	D1A04	V41A03	ID1A00	E	.258	ENV CCNT SYS F15
11	D1A01	JBLAN8	D1A05	E	.758	ENV CCNT SYS F15
11	D1A05	JNOTS	D1A06	E	.242	ENV CCNT SYS F15
11	D1A05	T41A04	D1A06	E	.333	ENV CCNT SYS F15
11	D1A06	M41A03	D1A07	D	.102	ENV CCNT SYS F15
11	D1A07	V41A05	D1A07	A	.258	ENV CCNT SYS F15
11	D1A01	H41A00	D1A01	E	.008	ENV CCNT SYS F15
11	D1A01	X41A00	D1A01	A	.008	ENV CCNT SYS F15
11	D1A01	H41A01	D1A01	E	.008	ENV CCNT SYS F15
11	D1A01	M41A04	D1A01	E	.011	ENV CCNT SYS F15
11	ID1A00	LDUMMY	ID1305	E		CAB COOL & PRES
11	ID1305	LST261	ID1A00	R		CAB COOL & PRES
11	ID1305	NRT261	PDEPOT	R		CAB COOL & PRES
11	ID1A00	JN0185	ID1306	D		CAB COOL & PRES
11	ID1305	LDUMMY	ID1306	D		CAB COOL & PRES
11	ID1306	Q41A00	ID1306	D		CAB COOL & PRES
11	ID1A00	LDUMMY	ID1307	E	.033	SEN FLOW/TEMP CABIN AIR
11	ID1307	LST262	ID1A08	R		SEN FLOW/TEMP CABIN AIR
11	ID1307	NRT262	PDEPOT	R		SEN FLOW/TEMP CABIN AIR
11	ID1307	LDUMMY	ID1308	D		SEN FLOW/TEMP CABIN AIR

(CONTINUED)

AIR FORCE FORM 2711--TASK NETWORK

CARD ID	PRIOR NODE	TASK ID	NEXT NODE	SEL MODE	SELECTION PARAM	TASK DESCRIPTION
11	ID1308	Q41AAB		D		SEN FLOW/TEMP CABIN AIR
11	ID1AAB	JN0186		D		SEN FLOW/TEMP CABIN AIR
11	ID1A00	LDUMMY	ZZ0101	E	.033	CONTRLR FLOW/TEMP
11	ZZ0101	LDUMMY	ID1309	E	.667	CONTRLR FLOW/TEMP
11	ID1309	LST263	ID1AAC	R		CONTRLR FLOW/TEMP
11	ID1309	NRT263	PDEPOT	R		CONTRLR FLOW/TEMP
11	ID1309	LDUMMY	ID1310	D		CONTRLR FLOW/TEMP
11	ID1310	Q41AAC		I		CONTRLR FLOW/TEMP
11	ID1AAC	LDUMMY	ID1AC1	D		CONTRLR FLOW/TEMP
11	SHT263	FTS263	NNN263	F	FTS263	CONTRLR FLOW/TEMP
11	NNN263	DC0002	ID1AC2	D		CONTRLR FLOW/TEMP
11	ID1AC2	CCTS01		C		CONTRLR FLOW/TEMP
11	ID1AC1	G41AAC	ID1AC3	D	.333	CONTRLR FLOW/TEMP
11	ZZ0101	JN0187		E		CONTRLR FLOW/TEMP
11	ID1AC3	K41AAC	RCT263	D		CONTRLR FLOW/TEMP
11	RCT263	RCTLRU		D		CONTRLR FLOW/TEMP
11	RCT263	DEC263	SHT263	D	.011	VALVE ANTI G
11	ID1A00	LDUMMY	ID1311	E		VALVE ANTI G
11	ID1311	LST264	ID1AAJ	R		VALVE ANTI G
11	ID1311	NRT264	PDEPOT	R		VALVE ANTI G
11	ID1AAJ	JN0188		D		VALVE ANTI G
11	ID1311	LDUMMY	ID1312	D		VALVE ANTI G
11	ID1312	Q41AAJ		D		VALVE CAB INLET AIR
11	ID1A00	LDUMMY	ID1313	E	.033	VALVE CAB INLET AIR
11	ID1313	LST265	ID1AAL	R		VALVE CAB INLET AIR
11	ID1313	NRT265	PDEPOT	R		VALVE CAB INLET AIR
11	ID1AAL	JN0189		D		VALVE CAB INLET AIR
11	ID1313	LDUMMY	ID1314	D		VALVE CAB INLET AIR
11	ID1314	Q41AAL		D		VALVE CAB INLET AIR
11	ID1A00	LDUMMY	ID1315	E	.113	VALVE CABIN PRESS REG
11	ID1315	LST266	ID1AAR	R		VALVE CABIN PRESS REG
11	ID1315	NRT266	PDEPOT	R		VALVE CABIN PRESS REG
11	ID1AAR	JN0190		E	.300	VALVE CABIN PRESS REG
11	ID1AAR	N41AAR		E	.700	VALVE CABIN PRESS REG
11	ID1315	LDUMMY	ID1316	D		VALVE CABIN PRESS REG
11	ID1316	Q41AAR		D		VALVE CABIN PRESS REG
11	ID1A00	LDUMMY	ID1317	I	.011	ALTIMETER PRES COMPRT
11	ID1317	LST267	ID1AAU	E		ALTIMETER PRES COMPRT
11	ID1317	NRT267	PDEPOT	R		ALTIMETER PRES COMPRT
11	ID1317	LDUMMY	ID1318	D		ALTIMETER PRES COMPRT
11	ID1318	Q41AAU		D		ALTIMETER PRES COMPRT
11	ID1AAU	LDUMMY	ID1AU1	D		ALTIMETER PRES COMPRT
11	SHT267	FTS267	NNN267	F	FTS267	ALTIMETER PRES COMPRT
11	NNN267	DC0003	ID1AU2	D		ALTIMETER PRES COMPRT
11	ID1AU2	CCTS01		C		ALTIMETER PRES COMPRT

(CONTINUED)

AIR FORCE FORM 2711--TASK NETWORK

CARD ID	PRIOR NODE	TASK ID	NEXT NODE	SEL MODE	SELECTION PARAM	TASK DESCRIPTION
11	ID1AU1	G41AAU	ID1AU3	D		ALTIMETER PRES COMPRT
11	ID1AU3	N41AAU	PDE267	D		ALTIMETER PRES COMPRT
11	PDE267	PDEPOT		D		
11	PDE267	DEC267	SHT267	D	.022	WATER SEP CABIN
11	ID1A00	LDUNMY	ID1319	E		WATER SEP CABIN
11	ID1319	LST268	ID1AAW	R		WATER SEP CABIN
11	ID1319	NRT268	PDEPOT	R		WATER SEP CABIN
11	ID1AAW	JN0191		D		WATER SEP CABIN
11	ID1319	LDUNMY	ID1320	D		WATER SEP CABIN
11	ID1320	Q41AAW		D		WATER SEP CABIN
11	ID1A00	LDUNMY	ID1321	E	.033	COALESSER CABIN WATER SEP
11	ID1321	LST269	ID1AAZ	R		COALESSER CABIN WATER SEP
11	ID1321	NRT269	PDEPOT	R		COALESSER CABIN WATER SEP
11	ID1AAZ	JN0192		D		COALESSER CABIN WATER SEP
11	ID1321	LDUNMY	ID1322	D		COALESSER CABIN WATER SEP
11	ID1322	Q41AAZ		D		COALESSER CABIN WATER SEP
11	ID1A00	LDUNMY	ID1323	E	.011	
11	ID1323	LST270	ID1AA6	R		
11	ID1323	NRT270	PDEPOT	R		
11	ID1AA6	N41AA6	PDEPOT	D		
11	ID1323	LDUNMY	ID1324	D		
11	ID1324	Q41AA6		D		
11	ID1A00	LDUNMY	ID1325	E	.011	SENSOR FLOW TEMP
11	ID1325	LST271	ID1ABC	R		SENSOR FLOW TEMP
11	ID1325	NRT271	PDEPOT	R		SENSOR FLOW TEMP
11	ID1ABC	JN0193		D		SENSOR FLOW TEMP
11	ID1325	LDUNMY	ID1326	D		SENSOR FLOW TEMP
11	ID1326	Q41ABC		D		SENSOR FLOW TEMP
11	ID1A00	LDUNMY	ID1327	E	.022	HOSE ASY LIQUID COOL
11	ID1327	LST272	ID1ABE	R		HOSE ASY LIQUID COOL
11	ID1327	NRT272	PDEPOT	R		HOSE ASY LIQUID COOL
11	ID1ABE	JN0194		D		HOSE ASY LIQUID COOL
11	ID1327	LDUNMY	ID1328	D		HOSE ASY LIQUID COOL
11	ID1328	Q41ABE		I		HOSE ASY LIQUID COOL
11	ID1A00	LDUNMY	ID1329	E	.135	PUMP RES PKG
11	ID1329	LST273	ID1ABG	R		PUMP RES PKG
11	ID1329	NRT273	PDEPOT	R		PUMP RES PKG
11	ID1ABG	N41ABG	PDEPOT	D		PUMP RES PKG
11	ID1329	LDUNMY	ID1330	D		PUMP RES PKG
11	ID1330	Q41ABG		I		PUMP RES PKG
11	ID1A00	LDUNMY	ID1331	E	.033	CONT FLOW TEMP AVN CIR AIR
11	ID1331	LST274	ID1ABL	R		CONT FLOW TEMP AVN CIR AIR
11	ID1331	NRT274	PDEPOT	R		CONT FLOW TEMP AVN CIR AIR
11	ID1331	LDUNMY	ID1332	D		CONT FLOW TEMP AVN CIR AIR
11	ID1332	Q41ABL		I		CONT FLOW TEMP AVN CIR AIR

(CONTINUED)

AIR FORCE FORM 2711--TASK NETWORK

CARD ID	PRIOR NODE	TASK ID	NEXT NODE	SEL MODE	SELECTION PARAM	TASK DESCRIPTION
11	ID1ABL	LDUMMY	ID1AL1	D		CONT FLOW TEMP AVN CIR AIR
11	SHT274	FTS274	NNN274	F	FTS274	CONT FLOW TEMP AVN CIR AIR
11	NNN274	DC0004	ID1AL2	D		CONT FLOW TEMP AVN CIR AIR
11	ID1AL2	CCTS01		C		CONT FLOW TEMP AVN CIR AIR
11	ID1AL1	G41ABL	ID1AL3	D		CONT FLOW TEMP AVN CIR AIR
11	ID1AL3	N41ABL	PDE274	D		CONT FLOW TEMP AVN CIR AIR
11	PDE274	PDEP0T		D		
11	PDE274	DEC274	SHT274	D		
11	ID1A00	LDUMMY	ID1333	E	.113	FLTR AVN PRESS
11	ID1333	LS1275	ID1ABP	R		FLTR AVN PRESS
11	ID1333	ID1333	PDEP0T	R		FLTR AVN PRESS
11	ID1ABP	N41ABP	PDEP0T	D		FLTR AVN PRESS
11	ID1333	LDUMMY	ID1334	D		FLTR AVN PRESS
11	ID1334	Q41ABP		I		FLTR AVN PRESS
11	ID1A00	LDUMMY	ID1335	E	.033	VALVE AVN PRESS
11	ID1335	LS1276	ID1ABQ	R		VALVE AVN PRESS
11	ID1335	NRT276	PDEP0T	R		VALVE AVN PRESS
11	ID1ABQ	N41ABQ	PDEP0T	D		VALVE AVN PRESS
11	ID1335	LDUMMY	ID1336	D		VALVE AVN PRESS
11	ID1336	Q41ABQ		I		VALVE AVN PRESS
11	ID1A00	LDUMMY	ID1337	E	.033	DESICNT DEHUM AIR AVN PRES
11	ID1337	LS1277	ID1ABS	R		DESICNT DEHUM AIR AVN PRES
11	ID1337	NRT277	PDEP0T	R		DESICNT DEHUM AIR AVN PRES
11	ID1ABS	JN0195		D		DESICNT DEHUM AIR AVN PRES
11	ID1337	LDUMMY	ID1338	D		DESICNT DEHUM AIR AVN PRES
11	ID1338	Q41ABS		D		DESICNT DEHUM AIR AVN PRES
11	ID1A00	LDUMMY	ID1339	E	.011	DUCT AIR DIS
11	ID1339	LS1278	ID1ABX	R		DUCT AIR DIS
11	ID1339	NRT278	PDEP0T	R		DUCT AIR DIS
11	ID1ABX	JN0196		D		DUCT AIR DIS
11	ID1339	LDUMMY	ID1340	D		DUCT AIR DIS
11	ID1340	Q41ABX		I		DUCT AIR DIS
11	ID1A00	LDUMMY	ID1341	E	.011	TURBIN AIR COOL
11	ID1341	LS1279	ID1ACA	R		TURBIN AIR COOL
11	ID1341	NRT279	PDEP0T	R		TURBIN AIR COOL
11	ID1ACA	N41ACA	PDEP0T	D		TURBIN AIR COOL
11	ID1341	LDUMMY	ID1342	D		TURBIN AIR COOL
11	ID1342	Q41ACA		I		TURBIN AIR COOL
11	ID1A00	LDUMMY	ID1343	E	.022	SEP WTR PRIM
11	ID1343	LS1280	IJ1ACH	R		SEP WTR PRIM
11	ID1343	NRT280	PDEP0T	R		SEP WTR PRIM
11	ID1ACH	N41ACH	PDEP0T	D		SEP WTR PRIM
11	ID1343	LDUMMY	ID1344	D		SEP WTR PRIM
11	ID1344	Q41ACH		I		SEP WTR PRIM
11	ID1A00	LDUMMY	ID1345	E	.044	VALVE MOD SHUTOFF

(CONTINUED)

AIR FORCE FORM 2711--TASK NETWORK

CARD ID	PRIOR NODE	TASK ID	NEXT NODE	SEL MODE	SELECTION PARAM	TASK DESCRIPTION
11	ID1345	LST281	ID1ACM	R		VALVE MOD SHUTOFF
11	ID1345	NRT281	PDEPOT	R		VALVE MOD SHUTOFF
11	ID1ACM	N41ACM	PDEPOT	D		VALVE MOD SHUTOFF
11	ID1345	LDUMMY	ID1346	D		VALVE MOD SHUTOFF
11	ID1346	Q41ACM		I		VALVE MOD SHUTOFF
11	ID1A00	LDUMMY	ID1347	E	.011	COALSCER, PRIM WTR SEP
11	ID1347	LST282	ID1ACU	R		COALSCER, PRIM WTR SEP
11	ID1347	NRT282	PDEPOT	R		COALSCER, PRIM WTR SEP
11	ID1ACU	N41ACU	PDEPOT	D		COALSCER, PRIM WTR SEP
11	ID1347	LDUMMY	ID1348	D		COALSCER, PRIM WTR SEP
11	ID1348	Q41ACU		I		COALSCER, PRIM WTR SEP
11	ID1A00	LDUMMY	ID1349	E	.033	COALSCER, PRIM WTR SEP
11	ID1349	LST283	ID1ACZ	R		COALSCER, PRIM WTR SEP
11	ID1349	NRT283	PDEPOT	R		COALSCER, PRIM WTR SEP
11	ID1ACZ	JN0198		D		COALSCER, PRIM WTR SEP
11	ID1349	LDUMMY	ID1350	D		COALSCER, PRIM WTR SEP
11	ID1350	Q41ACZ		D		COALSCER, PRIM WTR SEP
11	ID1A00	LDUMMY	ID1351	E	.044	VLV PRES REG SHTOFF PRM BLEED AIR
11	ID1351	LST284	ID1AEB	R		VLV PRES REG SHTOFF PRM BLEED AIR
11	ID1351	NRT284	PDEPOT	R		VLV PRES REG SHTOFF PRM BLEED AIR
11	ID1AEB	N41AEB	PDEPOT	D		VLV PRES REG SHTOFF PRM BLEED AIR
11	ID1351	LDUMMY	ID1352	D		VLV PRES REG SHTOFF PRM BLEED AIR
11	ID1352	Q41AEB		I		VLV PRES REG SHTOFF PRM BLEED AIR
11	ID1A00	LDUMMY	ID1353	E	.067	VLV SHUTOFF PRIM EUCTR
11	ID1353	LST285	ID1AED	R		VLV SHUTOFF PRIM EUCTR
11	ID1353	NRT285	PDEPOT	R		VLV SHUTOFF PRIM EUCTR
11	ID1AED	N41AED	PDEPOT	D		VLV SHUTOFF PRIM EUCTR
11	ID1353	LDUMMY	ID1354	D		VLV SHUTOFF PRIM EUCTR
11	ID1354	Q41AED		I		VLV SHUTOFF PRIM EUCTR
11	ID1A00	LDUMMY	ID1355	E	.011	EUCTR PRIM HEAT EXC
11	ID1355	LST286	ID1AEE	R		EUCTR PRIM HEAT EXC
11	ID1355	NRT286	PDEPOT	R		EUCTR PRIM HEAT EXC
11	ID1AEE	N41AEE	PDEPOT	D		EUCTR PRIM HEAT EXC
11	ID1355	LDUMMY	ID1356	D		EUCTR PRIM HEAT EXC
11	ID1356	Q41AEE		D		EUCTR PRIM HEAT EXC
11	ID1A00	LDUMMY	ID1357	E	.011	VALVE PRES REG
11	ID1357	LST287	ID1AEH	R		VALVE PRES REG
11	ID1357	NRT287	PDEPOT	R		VALVE PRES REG
11	ID1AEH	N41AEH	PDEPOT	D		VALVE PRES REG
11	ID1357	LDUMMY	ID1358	D		VALVE PRES REG
11	ID1358	Q41AEH		I		VALVE PRES REG
11	ID1A00	LDUMMY	ID1359	E	.033	SENSOR TEMP PRECOND BLD AIR
11	ID1359	LST288	ID1AEL	R		SENSOR TEMP PRECOND BLD AIR
11	ID1359	NRT288	PDEPOT	R		SENSOR TEMP PRECOND BLD AIR
11	ID1AEL	JN0199		D		SENSOR TEMP PRECOND BLD AIR

(CONTINUED)

AIR FORCE FORM 2711--TASK NETWORK

CARD ID	PRIOR NODE	TASK ID	NEXT NODE	SEL NODE	SELECTION PARAM	TASK DESCRIPTION
11	1D1359	LDUMMY	1D1360	D		SENSOR TEMP PRECOND BLD AIR
11	1D1360	Q41AEL		D		SENSOR TEMP PRECOND BLD AIR
11	1D1A00	LDUMMY	1D1361	E	.011	SWITCH PRES PRECOND BLD AIR
11	1D1361	LST289	1D1AEM	R		SWITCH PRES PRECOND BLD AIR
11	1D1361	NRT289	PDEPOT	R		SWITCH PRES PRECOND BLD AIR
11	1D1AEM	JN0200		D		SWITCH PRES PRECOND BLD AIR
11	1D1361	LDUMMY	1D1362	D		SWITCH PRES PRECOND BLD AIR
11	1D1362	Q41AEM		D		SWITCH PRES PRECOND BLD AIR
11	1D1362	F42A00		F	F42A00	SWITCH PRES PRECOND BLD AIR
11	101		D2A01	F		ELECT PWR F15
11	D2A01	DCRMG7	D2A00	F		ELECT PWR F15
11	D2A0A	CALD60	D2A0A	D		ELECT PWR F15
11	D2A0B	V42A00	D2A0R	C		ELECT PWR F15
11	D2A0B	T42A00		A	.867	ELECT PWR F15
11	D2A0B	JBLAN9	D2A02	A	.500	ELECT PWR F15
11	D2A02	JNOTS	D2A03	E	.667	ELECT PWR F15
11	D2A02	T42A02	D2A03	E	.400	ELECT PWR F15
11	D2A03	R42A00	D2A04	E	.600	ELECT PWR F15
11	D2A04	JN00P5	D2A00	D		ELECT PWR F15
11	D2A04	T42A01	1D2A00	E	.700	ELECT PWR F15
11	D2A0B	M42A00		E	.300	ELECT PWR F15
11	D2A0B	H42A00	1D2A00	E	.300	ELECT PWR F15
11	D2A0B	X42A00		E	.033	ELECT PWR F15
11	D2A0B	X42A01		E		ELECT PWR F15
11	D2A0B	X42A02		D		ELECT PWR F15
11	D2A0B	V42A03		D		ELECT PWR F15
11	1D2A00	LDUMMY	1D1367	A	.300	ELECT PWR F15
11	1D1367	LST292	1D2A01	E	.033	3 AC PWR GEN SYS
11	1D1367	NRT292	PDEPOT	R	.038	3 AC PWR GEN SYS
11	1D2A01	JN0201		R		3 AC PWR GEN SYS
11	1D1367	LDUMMY	1D1368	D		3 AC PWR GEN SYS
11	1D1368	Q42A00		D		3 AC PWR GEN SYS
11	1D2A00	LDUMMY	1D1369	D		3 GEN CONS SPEED DR ASY
11	1D1369	LST293	1D2A00	E	.464	3 GEN CONS SPEED DR ASY
11	1D1369	NRT293	PDEPOT	R		3 GEN CONS SPEED DR ASY
11	1D2A00	W42A00	RCTLRU	R		3 GEN CONS SPEED DR ASY
11	1D1369	LDUMMY	1D1370	D		3 GEN CONS SPEED DR ASY
11	1D1370	Q42A00		D		3 GEN CONS SPEED DR ASY
11	1D2A00	LDUMMY	1D1371	I	.115	3 GEN
11	1D1371	LST294	1D2ADA	E		3 GEN
11	1D1371	NRT294	PDEPOT	R		3 GEN
11	1D2ADA	N42ADA	PDEPOT	R	.778	3 GEN
11	1D2ADA	K42ADA	RCTLRU	E	.222	3 GEN
11	1D1371	LDUMMY	1D1372	E		3 GEN
11	1D1372	Q42ADA		I		3 GEN

(CONTINUED)

AIR FORCE FORM 2711--TASK NETWORK

CARD ID	PRIOR NODE	TASK ID	NEXT NODE	SEL MODE	SELECTION PARAM	TASK DESCRIPTION
11	ID2A00	LDUMMY	ID1373	E	.038	3 DR CONST SPEED MECH
11	ID1373	LST295	ID2ADB	R		3 DR CONST SPEED MECH
11	ID1373	NRT295	PDEPOT	R		3 DR CONST SPEED MECH
11	ID2ADB	N42ADB	PDEPOT	E	.750	3 DR CONST SPEED MECH
11	ID2ADB	K42ADB	RCTLRU	E	.250	3 DR CONST SPEED MECH
11	ID1373	LDUMMY	ID1374	D		3 DR CONST SPEED MECH
11	ID1374	Q42ADB		I		3 DR CONST SPEED MECH
11	ID2A00	LDUMMY	ID1375	E	.231	3 CONTROL UT GEN
11	ID1375	LST296	ID2AF0	R		3 CONTROL UT GEN
11	ID1375	NRT296	PDEPOT	R		3 CONTROL UT GEN
11	ID1375	LDUMMY	ID1376	D		3 CONTROL UT GEN
11	ID1376	Q42AF0		I		3 CONTROL UT GEN
11	ID2AF0	LDUMMY	ID2AF1	D		3 CONTROL UT GEN
11	SHT296	FTS296	NNN296	F	FTS296	3 CONTROL UT GEN
11	NNN296	DICD13	ID2AF2	D		3 CONTROL UT GEN
11	ID2AF2	CICTS1		C		3 CONTROL UT GEN
11	ID2AF1	G42AF0	ID2AF3	D		3 CONTROL UT GEN
11	ID2AF3	N42AF0	PDE296	E	.125	3 CONTROL UT GEN
11	ID2AF3	K42AF0	RCT296	E	.125	3 CONTROL UT GEN
11	ID2AF3	W42AF0	RCT296	E	.750	3 CONTROL UT GEN
11	RCT296	RCTLRU		D		3 CONTROL UT GEN
11	RCT296	DEC296	SHT296	D		3 CONTROL UT GEN
11	PDE296	PDEPOT		D		3 CONTROL UT GEN
11	PDE296	DEC296	SHT296	D		3 CONTROL UT GEN
11	ID2A00	LDUMMY	ID1377	E	.038	3 CONTROL UT GEN
11	ID1377	LST297	ID2AFL	R		3 CONTROL UT GEN
11	ID1377	NRT297	PDEPOT	R		3 CONTROL UT GEN
11	ID2AFL	JN0202		D		3 CONTROL UT GEN
11	ID1377	LDUMMY	ID1378	D		3 CONTROL UT GEN
11	ID1378	Q42AFL		D		3 CONTROL UT GEN
11	ID2A00	LDUMMY	ID1379	E	.038	VLV TEMP REG
11	ID1379	LST298	ID2AKL	R		VLV TEMP REG
11	ID1379	NRT298	PDEPOT	R		VLV TEMP REG
11	ID2AKL	N42AKL	PDEPOT	D		VLV TEMP REG
11	ID1379	LDUMMY	ID1380	D		VLV TEMP REG
11	ID1380	Q42AKL		D		VLV TEMP REG
11	ID2A00	LDUMMY	ID1381	E	.038	TUBING OIL CSD LH
11	ID1381	LST299	ID2AKM	R		TUBING OIL CSD LH
11	ID1381	NRT299	PDEPOT	R		TUBING OIL CSD LH
11	ID2AKM	JN0203		D		TUBING OIL CSD LH
11	ID1381	LDUMMY	ID1382	D		TUBING OIL CSD LH
11	ID1382	Q42AKM		D		TUBING OIL CSD LH
11	D4E00	F44E00	D4E01	F	F44E00	WARN / CAUT LIGHTS F15
11	101		D4E00	F		WARN / CAUT LIGHTS F15
11	D4E01	DCRMG7	D4E0A	D		WARN / CAUT LIGHTS F15

(CONTINUED)

AIR FORCE FORM 2711--TASK NETWORK

CAPD ID	PRIOR NODE	TASK ID	NEXT NODE	SEL MODE	SELECTION PARAM	TASK DESCRIPTION
11	D4E0A	CALD60	D4E0B	C		WARN / CAUT LIGHTS F15
11	D4E0B	V44E00		A	.385	WARN / CAUT LIGHTS F15
11	D4E0B	T44E00		A	.462	WARN / CAUT LIGHTS F15
11	D4E0B	R44E00	ID4E00	E	.923	WARN / CAUT LIGHTS F15
11	D4E0B	M44E00		E	.077	WARN / CAUT LIGHTS F15
11	D4E0B	X44E00		A	.385	WARN / CAUT LIGHTS F15
11	ID4E00	LDUMMY	ID1433	E	.182	CAU LGHT PNL ASY
11	ID1433	LST325	ID4E01	R		CAU LGHT PNL ASY
11	ID1433	NRT325	PDEPOT	R		CAU LGHT PNL ASY
11	ID4E01	W44E00	RCTLRU	E	.500	CAU LGHT PNL ASY
11	ID4E01	JN0223		E	.500	CAU LGHT PNL ASY
11	ID1433	LDUMMY	ID1434	D		CAU LGHT PNL ASY
11	ID1434	Q44E00		D		DISP UT CAU LT
11	ID4E00	LDUMMY	ID1435	E	.182	DISP UT CAU LT
11	ID1435	LST326	ID4EA0	R		DISP UT CAU LT
11	ID1435	NRT326	PDEPOT	R		DISP UT CAU LT
11	ID1435	LDUMMY	ID1436	D		DISP UT CAU LT
11	ID1436	Q44EA0		I		DISP UT CAU LT
11	ID4EA0	LDUMMY	ID4EA1	D		DISP UT CAU LT
11	SHT326	FTS326	NNN326	F	FTS326	DISP UT CAU LT
11	NNN326	DICD17	ID4EA2	D		DISP UT CAU LT
11	ID4EA2	CICTS1		C		DISP UT CAU LT
11	ID4EA1	G44EA0	ID4EA3	D		DISP UT CAU LT
11	ID4EA3	K44EA0	RCT326	D		DISP UT CAU LT
11	RCT326	RCTLRU		D		DISP UT CAU LT
11	RCT326	DEC326	SHT326	D		CAUTION LIGHT LOGIC UNIT
11	ID4E00	LDUMMY	ID1437	E	.636	CAUTION LIGHT LOGIC UNIT
11	ID1437	LST327	ID4EC0	R		CAUTION LIGHT LOGIC UNIT
11	ID1437	NRT327	PDEPOT	R		CAUTION LIGHT LOGIC UNIT
11	ID1437	LDUMMY	ID1438	D		CAUTION LIGHT LOGIC UNIT
11	ID1438	Q44EC0		I		CAUTION LIGHT LOGIC UNIT
11	ID4EC0	LDUMMY	ID4EC1	D		CAUTION LIGHT LOGIC UNIT
11	SHT327	FTS327	NNN327	F	FTS327	CAUTION LIGHT LOGIC UNIT
11	NNN327	DICD18	ID4EC2	D		CAUTION LIGHT LOGIC UNIT
11	ID4EC2	CICTS1		C		CAUTION LIGHT LOGIC UNIT
11	ID4EC1	G44EC0	ID4EC3	D		CAUTION LIGHT LOGIC UNIT
11	ID4EC3	N44EC0	PDE327	E	.133	CAUTION LIGHT LOGIC UNIT
11	ID4EC3	K44EC0	RCT327	E	.534	CAUTION LIGHT LOGIC UNIT
11	ID4EC3	W44EC0	RCT327	E	.333	CAUTION LIGHT LOGIC UNIT
11	RCT327	RCTLRU		D		CAUTION LIGHT LOGIC UNIT
11	RCT327	DEC327	SHT327	D		CAUTION LIGHT LOGIC UNIT
11	PDE327	PDEPOT	SHT327	D		CAUTION LIGHT LOGIC UNIT
11	PDE327	DEC327	D5A01	D		CAUTION LIGHT LOGIC UNIT
11	D5A00	F45A00	D5A00	F	F45A00	NO 1 HYD SYS PWR CONT F15
11						

(CONTINUED)

AIR FORCE FORM 2711--TASK NETWORK

CARD ID	PRIOR NODE	TASK ID	NEXT NODE	SEL MODE	SELECTION PARAM	TASK DESCRIPTION
11	D5A01	DCRMG7	D5A0A	D		NO 1 HYD SYS PWR CONT F15
11	D5A0A	CALC60	D5A0B	C		NO 1 HYD SYS PWR CONT F15
11	D5A0B	DCRMH7	D5A0C	D		NO 1 HYD SYS PWR CONT F15
11	D5A0C	CALTTU	D5A0D	C		NO 1 HYD SYS PWR CONT F15
11	D5A0D	V45A00		A	.089	NO 1 HYD SYS PWR CONT F15
11	D5A0D	T45A00		A	.054	NO 1 HYD SYS PWR CONT F15
11	D5A0D	JBLA13	D5A02	E	.069	NO 1 HYD SYS PWR CONT F15
11	D5A02	JN0TS	D5A03	E	.500	NO 1 HYD SYS PWR CONT F15
11	D5A03	T45A01	D5A04	E	.500	NO 1 HYD SYS PWR CONT F15
11	D5A03	R45A00	D5A04	D		NO 1 HYD SYS PWR CONT F15
11	D5A04	JN00PS	ID5A00	E	.500	NO 1 HYD SYS PWR CONT F15
11	D5A04	V45A01	XCSA00	E	.034	NO 1 HYD SYS PWR CONT F15
11	D5A0D	JBLA14	D5A05	E	.500	NO 1 HYD SYS PWR CONT F15
11	D5A05	JN0TS	D5A06	E		NO 1 HYD SYS PWR CONT F15
11	D5A05	T45A02	D5A06	E		NO 1 HYD SYS PWR CONT F15
11	D5A06	M45A00		D		NO 1 HYD SYS PWR CONT F15
11	D5A0D	X45A00		A	.018	NO 1 HYD SYS PWR CONT F15
11	D5A0D	V45A0X		A	.018	NO 1 HYD SYS PWR CONT F15
11	D5A0D	T45A03		A	.018	NO 1 HYD SYS PWR CONT F15
11	D5A0D	V45A02		A	.268	NO 1 HYD SYS PWR CONT F15
11	D5A0D	T45A04		A	.125	NO 1 HYD SYS PWR CONT F15
11	D5A0D	JBLA16	D5A07	E	.224	NO 1 HYD SYS PWR CONT F15
11	D5A07	JN0TS	D5A08	E	.715	NO 1 HYD SYS PWR CONT F15
11	D5A07	T45A05	D5A08	E	.285	NO 1 HYD SYS PWR CONT F15
11	D5A08	R45A02	D5A09	D		NO 1 HYD SYS PWR CONT F15
11	D5A09	JN00PS	ID5A00	E	.538	NO 1 HYD SYS PWR CONT F15
11	D5A09	V45A05	ID5A00	E	.462	NO 1 HYD SYS PWR CONT F15
11	D5A0D	JBLA15	D5A0H	E	.639	NO 1 HYD SYS PWR CONT F15
11	D5A0H	JN0TS	D5A0J	E	.730	NO 1 HYD SYS PWR CONT F15
11	D5A0H	T45A06	D5A0J	E	.270	NO 1 HYD SYS PWR CONT F15
11	D5A0J	M45A02	D5A0K	D		NO 1 HYD SYS PWR CONT F15
11	D5A0K	V45A06		A	.351	NO 1 HYD SYS PWR CONT F15
11	D5A0D	H45A00		E	.034	NO 1 HYD SYS PWR CONT F15
11	D5A0D	X45A02		A	.250	NO 1 HYD SYS PWR CONT F15
11	ID5A00	LOUMMY	ID1439	E	.158	TUBING HYD
11	ID1439	LST328	ID5AAC	R		TUBING HYD
11	ID1439	NRT328	PDEPOT	R		TUBING HYD
11	ID5AAC	JN0224		D		TUBING HYD
11	ID1439	LOUMMY	ID1440	D		TUBING HYD
11	ID1440	Q45AAC		D		TUBING HYD
11	ID5A00	LOUMMY	ID1441	D		INDICATOR HYD PRES
11	ID1441	LST329	ID5AAK	R	.210	INDICATOR HYD PRES
11	ID1441	NRT329	PDEPOT	R		INDICATOR HYD PRES
11	ID5AAK	JN0225		D		INDICATOR HYD PRES
11	ID1441	LOUMMY	ID1442	D		INDICATOR HYD PRES

(CONTINUED)

AIR FORCE FORM 2711--TASK NETWORK

CARD ID	PRIOR NODE	TASK ID	NEXT NODE	SEL MODE	SELECTION PARAM	TASK DESCRIPTION
11	ID1442	Q45AAK		D		INDICATOR HYD PRES
11	ID5A00	LDUMMY	ID1443	E	.053	VALVE CHECK
11	ID1443	LST330	ID5ABB	R		VALVE CHECK
11	ID1443	NRT330	PDEPOT	R		VALVE CHECK
11	ID5ABB	JN0226		D		VALVE CHECK
11	ID1443	LDUMMY	ID1444	D		VALVE CHECK
11	ID1444	Q45ABB		D		VALVE CHECK
11	ID5A00	LDUMMY	ID1445	E	.053	SWITCH PRES
11	ID1445	LST331	ID5ABC	R		SWITCH PRES
11	ID1445	NRT331	PDEPOT	R		SWITCH PRES
11	ID5ABC	JN0227		D		SWITCH PRES
11	ID1445	LDUMMY	ID1446	D		SWITCH PRES
11	ID1446	Q45ABC		D		SWITCH PRES
11	ID5A00	LDUMMY	ID1447	E	.210	TRANSMITTER PRESS
11	ID1447	LST332	ID5ABD	R		TRANSMITTER PRESS
11	ID1447	NRT332	PDEPOT	R		TRANSMITTER PRESS
11	ID1447	LDUMMY	ID1448	D		TRANSMITTER PRESS
11	ID1448	Q45ABD		D		TRANSMITTER PRESS
11	ID5ABD	LDUMMY	ID5AB1	D		TRANSMITTER PRESS
11	SHT332	FTS332	NNN332	F	FTS332	TRANSMITTER PRESS
11	NNN332	DICD19	ID5AB2	D		TRANSMITTER PRESS
11	ID5AB2	CICT51		C		TRANSMITTER PRESS
11	ID5ABD	G45ABD	ID5AB3	D		TRANSMITTER PRESS
11	ID5AB3	K45ABD	RCT332	E	.800	TRANSMITTER PRESS
11	ID5AB3	N45ABD	PDE332	E	.200	TRANSMITTER PRESS
11	RCT332	RCTLRU		D		TRANSMITTER PRESS
11	RCT332	DEC332	SHT332	D		TRANSMITTER PRESS
11	PDE332	PDEPOT		D		TRANSMITTER PRESS
11	PDE332	DEC332		D		TRANSMITTER PRESS
11	ID5A00	LDUMMY	SHT332	D		TRANSMITTER PRESS
11	ID1449	LST333	ID1449	E	.053	FILTER ELMT PRESS
11	ID1449	NRT333	ID5ABJ	R		FILTER ELMT PRESS
11	ID5ABJ	JN0228	PDEPOT	R		FILTER ELMT PRESS
11	ID1449	LDUMMY		D		FILTER ELMT PRESS
11	ID1450	Q45ABJ	ID1450	D		FILTER ELMT PRESS
11	ID5A00	LDUMMY	ID1451	E	.053	IND TEMP VOLUME
11	ID1451	LST334	ID5ADD	R		IND TEMP VOLUME
11	ID1451	NRT334	PDEPOT	R		IND TEMP VOLUME
11	ID5ADD	JN0229		D		IND TEMP VOLUME
11	ID1451	LDUMMY	ID1452	D		IND TEMP VOLUME
11	ID1452	Q45ADD		D		IND TEMP VOLUME
11	ID5A00	LDUMMY	ID1453	E	.104	SWITCH PRESS
11	ID1453	LST335	ID5ADE	R		SWITCH PRESS
11	ID1453	NRT335	PDEPOT	R		SWITCH PRESS
11	ID5ADE	JN0230		D		SWITCH PRESS

(CONTINUED)

AIR FORCE FORM 2711--TASK NETWORK

CARD ID	PRIOR NODE	TASK ID	NEXT NODE	SEL MODE	SELECTION PARAM	TASK DESCRIPTION
11	ID1453	LDUMMY	ID1454	D		SWITCH PRESS
11	ID1454	Q45ADE		D		SWITCH PRESS
11	ID5A00	LDUMMY	ID1455	E	.053	MANIFOLD HYD
11	ID1455	LDUMMY	ID5AEB	R		MANIFOLD HYD
11	ID1455	NRT336	PDEPOT	R		MANIFOLD HYD
11	ID5AEB	N45AEB	PDEPOT	D		MANIFOLD HYD
11	ID1455	LDUMMY	ID1456	D		MANIFOLD HYD
11	ID1456	Q45AEB		D		MANIFOLD HYD
11	ID5A00	LDUMMY	ID1457	E	.053	PUMP HYD
11	ID1457	LDUMMY	ID5AEC	R		PUMP HYD
11	ID1457	NRT337	PDEPOT	R		PUMP HYD
11	ID5AEC	N45AEC	PDEPOT	D		PUMP HYD
11	ID1457	LDUMMY	ID1458	D		PUMP HYD
11	ID1458	Q45AEC		D		PUMP HYD
11	D6E00	F46E00	D6E01	F	F46E00	FUEL CONT & WG INDICATING SYS F15
11	CALFU2		D6E00	F		FUEL CONT & WG INDICATING SYS F15
11	D6E01	DCRMG7	D6E00	D		FUEL CONT & WG INDICATING SYS F15
11	D6E0A	CALD60	D6E0A	C		FUEL CONT & WG INDICATING SYS F15
11	D6E0B	V46E00	D6E0B	D		FUEL CONT & WG INDICATING SYS F15
11	D6E0B	T46E00		A	.132	FUEL CONT & WG INDICATING SYS F15
11	D6E0B	R46E00	ID6E00	A	.482	FUEL CONT & WG INDICATING SYS F15
11	D6E0B	M46E00		E	.238	FUEL CONT & WG INDICATING SYS F15
11	D6E0B	H46E00		E	.075	FUEL CONT & WG INDICATING SYS F15
11	D6E0B	X46E00		E	.146	FUEL CONT & WG INDICATING SYS F15
11	D6E0B	T46E01		A	.036	FUEL CONT & WG INDICATING SYS F15
11	D6E0B	R46E02	ID6E00	A	.012	FUEL CONT & WG INDICATING SYS F15
11	D6E0B	V46E01		A	.084	FUEL CONT & WG INDICATING SYS F15
11	D6E0B	T46E02		A	.096	FUEL CONT & WG INDICATING SYS F15
11	D6E0B	R46E03		E	.060	FUEL CONT & WG INDICATING SYS F15
11	D6E0B	M46E01		E	.050	FUEL CONT & WG INDICATING SYS F15
11	D6E0B	X46E02		A	.036	FUEL CONT & WG INDICATING SYS F15
11	D6E02	V46E03		A	.012	FUEL CONT & WG INDICATING SYS F15
11	D6E0B	V46E04		A	.144	FUEL CONT & WG INDICATING SYS F15
11	D6E0B	T46E04		A	.048	FUEL CONT & WG INDICATING SYS F15
11	D6E0B	R46E04	ID6E00	E	.313	FUEL CONT & WG INDICATING SYS F15
11	D6E0B	M46E02		E	.025	FUEL CONT & WG INDICATING SYS F15
11	D6E0B	H46E02		E	.013	FUEL CONT & WG INDICATING SYS F15
11	D6E0B	X46E03		A	.036	FUEL CONT & WG INDICATING SYS F15
11	D6E0B	V46E05		A	.012	FUEL CONT & WG INDICATING SYS F15
11	D6E0B	M46E04		E	.050	FUEL CONT & WG INDICATING SYS F15
11	ID6E00	LDUMMY	ID1546	E	.023	FUEL CONT IND & WARN SYS
11	ID1546	LST382	ID6E01	R		FUEL CONT IND & WARN SYS
11	ID1546	NRT382	PDEPOT	R		FUEL CONT IND & WARN SYS
11	ID6E01	JN0269		D		FUEL CONT IND & WARN SYS
11	ID1546	LDUMMY	ID1547	D		FUEL CONT IND & WARN SYS

(CONTINUED)

AIR FORCE FORM 2711--TASK NETWORK

CARD ID	PRIOR NODE	TASK ID	NEXT NODE	SEL MODE	SELECTION PARAM	TASK DESCRIPTION
11	ID1547	Q46E00	ID1548	D		FUEL CONT IND & WARN SYS
11	ID6E00	LDUMMY	ID6EAE	E	.023	SWICH FLOAT TNK 1
11	ID1548	LST383	PDEPOT	R		SWICH FLOAT TNK 1
11	ID1548	NRT383		R		SWICH FLOAT TNK 1
11	ID6EAE	JN0270		D		SWICH FLOAT TNK 1
11	ID1548	LDUMMY	ID1549	D		SWICH FLOAT TNK 1
11	ID1549	Q46EAE		D		SWICH FLOAT TNK 1
11	ID6E00	LDUMMY	ID1550	E	.023	FUEL GAGING SYS
11	ID1550	LST384	ID6E80	R		FUEL GAGING SYS
11	ID1550	NRT384	PDEPOT	R		FUEL GAGING SYS
11	ID6E80	N46E80	PDEPOT	D		FUEL GAGING SYS
11	ID1550	LDUMMY	ID1551	D		FUEL GAGING SYS
11	ID1551	Q46E80		D		FUEL GAGING SYS
11	ID6E00	LDUMMY	ID1552	E	.326	IND FUEL QUAN
11	ID1552	LST385	ID6E8A	R		IND FUEL QUAN
11	ID1552	NRT385	PDEPOT	R		IND FUEL QUAN
11	ID1552	LDUMMY	ID1553	D		IND FUEL QUAN
11	ID1553	Q46E8A		I		IND FUEL QUAN
11	ID6E8A	LDUMMY	ID6E81	D		IND FUEL QUAN
11	SHT385	FTS385	NNN385	F	FTS385	IND FUEL QUAN
11	NNN385	DIC020	ID6E82	D		IND FUEL QUAN
11	ID6E82	CIC151		C		IND FUEL QUAN
11	ID6E81	G46E8A	ID6E83	D		IND FUEL QUAN
11	ID6E83	N46E8A	PDE385	E	.786	IND FUEL QUAN
11	ID6E83	K46E8A	RCT385	E	.214	IND FUEL QUAN
11	RCT385	RCTLRU		D		IND FUEL QUAN
11	RCT385	DEC385	SHT385	D		IND FUEL QUAN
11	PDE385	PDEPOT		D		IND FUEL QUAN
11	PDE385	DEC385	SHT385	D		IND FUEL QUAN
11	ID6E00	LDUMMY	ID1554	E	.023	IND FUEL QUAN
11	ID1554	LST386	ID6E8D	R		IND FUEL QUAN
11	ID1554	NRT386	PDEPOT	R		IND FUEL QUAN
11	ID6E8D	JN0271		D		IND FUEL QUAN
11	ID1554	LDUMMY	ID1555	D		IND FUEL QUAN
11	ID1555	Q46E8D		D		IND FUEL QUAN
11	ID6E00	LDUMMY	ID1556	E	.093	TRNSMTR FUEL QUON TANK NO 1
11	ID1556	LST387	ID6E8F	R		TRNSMTR FUEL QUON TANK NO 1
11	ID1556	NRT387	PDEPOT	R		TRNSMTR FUEL QUON TANK NO 1
11	ID6E8F	JN0272		D		TRNSMTR FUEL QUON TANK NO 1
11	ID1556	LDUMMY	ID1557	D		TRNSMTR FUEL QUON TANK NO 1
11	ID1557	Q46E8F		D		TRNSMTR FUEL QUON TANK NO 1
11	ID6E00	LDUMMY	ID1558	E	.023	TRNSMTR FUEL QUON TANK NO 3A
11	ID1558	LST388	ID6E8J	R		TRNSMTR FUEL QUON TANK NO 3A
11	ID1558	NRT388	PDEPOT	R		TRNSMTR FUEL QUON TANK NO 3A
11	ID6E8J	JN0273		D		TRNSMTR FUEL QUON TANK NO 3A

(CONTINUED)

AIR FORCE FORM 2711--TASK NETWORK

CARD ID	PRIOR NODE	TASK ID	NEXT NODE	SEL MODE	SELECTION PARAM	TASK DESCRIPTION
11	ID1558	LDUNMY	ID1559	D		3 TRNSMTR FUEL QUON TANK NO 3A
11	ID1559	Q46EBJ	ID1560	D		3 TRNSMTR FUEL QUON TANK NO 3A
11	ID6E00	LDUNMY	ID1560	E	.047	3 TRNSMTR FUEL WG LOC NO 2
11	ID1560	LST389	ID6EBM	R		3 TRNSMTR FUEL WG LOC NO 2
11	ID1560	NRT389	PDEPOT	R		3 TRNSMTR FUEL WG LOC NO 2
11	ID6EBM	JN0274		D		3 TRNSMTR FUEL WG LOC NO 2
11	ID1560	LDUNMY	ID1561	D		3 TRNSMTR FUEL WG LOC NO 2
11	ID1561	Q46EBM		D		3 TRNSMTR FUEL WG LOC NO 2
11	ID6E00	LDUNMY	ID1562	E	.023	3 TRNSMTR FUEL WG LOC NO 3
11	ID1562	LST390	ID6EBN	R		3 TRNSMTR FUEL WG LOC NO 3
11	ID1562	NRT390	PDEPOT	R		3 TRNSMTR FUEL WG LOC NO 3
11	ID6EBN	JN0275		D		3 TRNSMTR FUEL WG LOC NO 3
11	ID1562	LDUNMY	ID1563	D		3 TRNSMTR FUEL WG LOC NO 3
11	ID1563	Q46EBN		D		3 TRNSMTR FUEL WG LOC NO 3
11	ID6E00	LDUNMY	ID1564	E	.023	3 FUEL WARN SYS
11	ID1564	LST391	ID6ECO	R		3 FUEL WARN SYS
11	ID1564	NRT391	PDEPOT	R		3 FUEL WARN SYS
11	ID6ECO	JN0276		D		3 FUEL WARN SYS
11	ID1564	LDUNMY	ID1565	D		3 FUEL WARN SYS
11	ID1565	Q46ECO		D		3 FUEL WARN SYS
11	ID6E00	LDUNMY	ID1566	E	.023	3 FUEL FLOW IND SYS
11	ID1566	LST392	ID6E00	R		3 FUEL FLOW IND SYS
11	ID1566	NRT392	PDEPOT	R		3 FUEL FLOW IND SYS
11	ID6E00	JN0277		D		3 FUEL FLOW IND SYS
11	ID1566	LDUNMY	ID1567	D		3 FUEL FLOW IND SYS
11	ID1567	Q46ED0		D		3 FUEL FLOW IND SYS
11	ID6E00	LDUNMY	ZZ0102	E	.070	3 IND FUEL FLOW IND & WARN SYS
11	ZZ0102	LDUNMY	ID1568	E	.667	3 IND FUEL FLOW IND & WARN SYS
11	ID1568	LST393	ID6EDA	R		3 IND FUEL FLOW IND & WARN SYS
11	ID1568	NRT393	PDEPOT	R		3 IND FUEL FLOW IND & WARN SYS
11	ID1568	LDUNMY	ID1569	D		3 IND FUEL FLOW IND & WARN SYS
11	ID1569	Q46EDA		D		3 IND FUEL FLOW IND & WARN SYS
11	ID6EDA	LDUNMY	ID6ED1	D		3 IND FUEL FLOW IND & WARN SYS
11	SHT393	FTS393	NNN393	F	FTS393	3 IND FUEL FLOW IND & WARN SYS
11	NNN393	DIC022	ID6ED2	D		3 IND FUEL FLOW IND & WARN SYS
11	ID6ED2	CIC151		C		3 IND FUEL FLOW IND & WARN SYS
11	ID6ED1	G46EDA	ID6ED3	D		3 IND FUEL FLOW IND & WARN SYS
11	ID6ED3	N46EDA	PDE393	D		3 IND FUEL FLOW IND & WARN SYS
11	PDE393	PDEPOT		D		3 IND FUEL FLOW IND & WARN SYS
11	PDE393	DEC393	SHT393	D		3 IND FUEL FLOW IND & WARN SYS
11	ZZ0102	JN0278		D	.333	3 IND FUEL FLOW IND & WARN SYS
11	ID6E00	LDUNMY	ID1570	E	.234	3 TRNSMTR FUEL RATE OF FLOW
11	ID1570	LST394	ID6E0B	R		3 TRNSMTR FUEL RATE OF FLOW
11	ID1570	NRT394	PDEPOT	R		3 TRNSMTR FUEL RATE OF FLOW
11	ID6EDB	N46EDB	PDEPOT	E	.100	3 TRNSMTR FUEL RATE OF FLOW

(CONTINUED)

AIR FORCE FORM 2711--TASK NETWORK

CARD ID	PRIOR NODE	TASK ID	NEXT NODE	SEL MODE	SELECTION PARAM	TASK DESCRIPTION
11	ID6EDB	JN0279		E	.900	3 TRNSMTR FUEL RATE OF FLOW
11	ID1570	LDUMMY	ID1571	D		3 TRNSMTR FUEL RATE OF FLOW
11	ID1571	Q46EDB		D		3 TRNSMTR FUEL RATE OF FLOW
11	ID6E00	LDUMMY	ID1572	E	.023	3 AIR REFUEL IND & CONT SYS
11	ID1572	LST395	ID6E00	R		3 AIR REFUEL IND & CONT SYS
11	ID1572	NRT395	PDEP0T	R		3 AIR REFUEL IND & CONT SYS
11	ID6E00	JN0280		D		3 AIR REFUEL IND & CONT SYS
11	ID1572	LDUMMY	ID1573	D		3 AIR REFUEL IND & CONT SYS
11	ID1573	Q46E00		D		3 AIR REFUEL IND & CONT SYS
11	ID6E00	LDUMMY	ID1574	E	.023	3 LGHT AIR REFUEL
11	ID1574	LST396	ID6EEA	R		3 LGHT AIR REFUEL
11	ID1574	NRT396	PDEP0T	R		3 LGHT AIR REFUEL
11	ID6EEA	JN0281		D		3 LGHT AIR REFUEL
11	ID1574	LDUMMY	ID1575	D		3 LGHT AIR REFUEL
11	ID1575	Q46EEA		D		3 LGHT AIR REFUEL
11	E1L00	F51L00	E1L01	D	F51L00	THIS IS LAUNCH FOR 51000 AREA
11	CALLQM		E1L00	F		
11	E1L01	RE1EAO	E1L01	F		
11	E1L01	RE1AEO	E1L01	E	.390	THIS IS LAUNCH FOR 51000 AREA
11	E1L01	RE1AEO	E1L01	E	.071	THIS IS LAUNCH FOR 51000 AREA
11	E1L01	RE1AEO	E1L01	E	.195	THIS IS LAUNCH FOR 51000 AREA
11	E1L01	RE1AEO	E1L01	E	.168	THIS IS LAUNCH FOR 51000 AREA
11	E1L01	RE1AKO	E1L01	E	.088	THIS IS LAUNCH FOR 51000 AREA
11	E1L01	RE1NB0	E1L01	E	.088	THIS IS LAUNCH FOR 51000 AREA
11	E1A00	F51A00	E1A01	E	F51A00	F15 INSTRUMENTS 51A00
11	101		E1A00	F		
11	E1A01	DCRMG7	E1A01	F		
11	E1A0A	CALD60	E1A0A	D		F15 INSTRUMENTS 51A00
11	E1A02	V51A00	E1A02	C		F15 INSTRUMENTS 51A00
11	E1A02	T51A00		A	.426	F15 INSTRUMENTS 51A00
11	E1A02	R51A00		A	.362	F15 INSTRUMENTS 51A00
11	E1A02	M51A00	IE1A00	E	.745	F15 INSTRUMENTS 51A00
11	E1A02	H51A00		E	.170	F15 INSTRUMENTS 51A00
11	E1A02	X51A00		E	.043	F15 INSTRUMENTS 51A00
11	E1A02	M51A01		F	.362	F15 INSTRUMENTS 51A00
11	E1A02	T51A01		A	.021	F15 INSTRUMENTS 51A00
11	E1A02	M51A02		E	.021	F15 INSTRUMENTS 51A00
11	IE1A00	LDUMMY	IE1608	E	.021	F15 INSTRUMENTS 51A00
11	IE1608	LST413	IE1A00	E	.095	
11	IE1608	NRT413	IE1A00	R		
11	IE1A00	JN0291	PDEP0T	R		
11	IE1A00	LDUMMY	IE1609	D		
11	IE1609	Q51A00		D		
11	IE1A00	LDUMMY	IE1610	D		
11	IE1610	LST414	IE1A00	E	.130	INDICATOR ATTITUDE
11	IE1610	NRT414	PDEP0T	R		INDICATOR ATTITUDE
11				R		INDICATOR ATTITUDE

(CONTINUED)

AIR FORCE FORM 2711--TASK NETWORK

CARD ID	PRIOR NODE	TASK ID	NEXT NODE	SEL MODE	SELECTION PARAM	TASK DESCRIPTION
11	IE1610	LDUNMY	IE1611	D		INDICATOR ATTITUDE
11	IE1611	Q51AD0	IE1AD1	I		INDICATOR ATTITUDE
11	IE1610	LDUNMY	NN414	D		INDICATOR ATTITUDE
11	SHT414	FTS414	NN414	F	FTS414	INDICATOR ATTITUDE
11	NN414	DC0D06	IE1AD2	D		INDICATOR ATTITUDE
11	IE1AD2	CCT501	IE1AD3	D		INDICATOR ATTITUDE
11	IE1AD1	G51AD0	IE1AD3	D		INDICATOR ATTITUDE
11	IE1AD3	N51AD0	PDE414	E	.500	INDICATOR ATTITUDE
11	IE1AD3	K51AD0	RCT414	E	.500	INDICATOR ATTITUDE
11	RCT414	RCTLRU	SHT414	D		INDICATOR ATTITUDE
11	RCT414	DEC414	SHT414	D		INDICATOR ATTITUDE
11	PDE414	PDEPOT	SHT414	C		INDICATOR ATTITUDE
11	PDE414	DEC414	SHT414	D		INDICATOR ATTITUDE
11	IE1A00	LDUNMY	IE1612	E	.154	INDICATOR AIR SPD MACH
11	IE1612	LST415	IE1AE0	R		INDICATOR AIR SPD MACH
11	IE1612	NRT415	PDEPOT	R		INDICATOR AIR SPD MACH
11	IE1612	LDUNMY	IE1613	D		INDICATOR AIR SPD MACH
11	IE1613	Q51AE0	IE1AE1	I		INDICATOR AIR SPD MACH
11	IE1AE0	LDUNMY	IE1AE1	D		INDICATOR AIR SPD MACH
11	SHT415	FTS415	NN415	F	FTS415	INDICATOR AIR SPD MACH
11	NN415	DICD24	IE1AE2	D		INDICATOR AIR SPD MACH
11	IE1AE2	CICTS1	IE1AE3	C		INDICATOR AIR SPD MACH
11	IE1AE1	G51AE0	IE1AE3	D		INDICATOR AIR SPD MACH
11	IE1AE3	N51AE0	PDE415	E	.700	INDICATOR AIR SPD MACH
11	IE1AE3	K51AE0	RCT415	E	.300	INDICATOR AIR SPD MACH
11	RCT415	RCTLRU	SHT415	D		INDICATOR AIR SPD MACH
11	RCT415	DEC415	SHT415	D		INDICATOR AIR SPD MACH
11	PDE415	PDEPOT	SHT415	D		INDICATOR AIR SPD MACH
11	PDE415	DEC415	SHT415	D		INDICATOR AIR SPD MACH
11	IE1A00	LDUNMY	SHT415	D		INDICATOR AIR SPD MACH
11	ZZ0103	LDUNMY	ZZ0103	E	.077	INDICATOR VERT SPEED
11	IE1614	LST416	IE1614	E	.333	INDICATOR VERT SPEED
11	IE1614	NRT416	IE1AF0	R		INDICATOR VERT SPEED
11	IE1614	LDUNMY	PDEPOT	R		INDICATOR VERT SPEED
11	IE1615	Q51AF0	IE1615	D		INDICATOR VERT SPEED
11	IE1AF0	LDUNMY	IE1615	I		INDICATOR VERT SPEED
11	SHT416	FTS416	IE1AF1	D		INDICATOR VERT SPEED
11	NN416	DICD25	NN416	F	FTS416	INDICATOR VERT SPEED
11	IE1AF2	CICTS1	IE1AF2	D		INDICATOR VERT SPEED
11	IE1AF1	G51AF0	IE1AF3	C		INDICATOR VERT SPEED
11	IE1AF3	N51AF0	IE1AF3	D		INDICATOR VERT SPEED
11	PDE416	PDEPOT	PDE416	D		INDICATOR VERT SPEED
11	PDE416	DEC416	SHT416	D		INDICATOR VERT SPEED
11	ZZ0103	JN0292	SHT416	D	.667	INDICATOR VERT SPEED
11	IE1A00	LDUNMY	IE1616	E	.065	INDICATOR STANDBY AIR SPD

(CONTINUED)

AIR FORCE FORM 2711--TASK NETWORK

CARD ID	PRIOR NODE	TASK ID	NEXT NODE	SEL MODE	SELECTION PARAM	TASK DESCRIPTION
11	IE1616	LST417	IE1AG0	R		INDICATOR STANDBY AIR SPD
11	IE1616	NRT417	PDEPOT	R		INDICATOR STANDBY AIR SPD
11	IE1616	LDUMMY	IE1617	D		INDICATOR STANDBY AIR SPD
11	IE1617	Q51AG0	IE1AG1	I		INDICATOR STANDBY AIR SPD
11	IE1AG0	LDUMMY	LDUMMY	D		INDICATOR STANDBY AIR SPD
11	SHT417	FTS417	NNN417	F	FTS417	INDICATOR STANDBY AIR SPD
11	NNN417	DC0D07	IE1AG2	D		INDICATOR STANDBY AIR SPD
11	IE1AG2	CCT501	IE1AG3	C		INDICATOR STANDBY AIR SPD
11	IE1AG1	G51AG0	IE1AG3	D		INDICATOR STANDBY AIR SPD
11	IE1AG3	K51AG0	RCT417	E	.143	INDICATOR STANDBY AIR SPD
11	IE1AG3	N51AG0	PDE417	E	.857	INDICATOR STANDBY AIR SPD
11	RCT417	RCTLRU		D		
11	RCT417	DEC417	SHT417	D		
11	PDE417	PDEPOT		D		
11	PDE417	DEC417	SHT417	D		
11	IE1A00	LDUMMY	IE1618	E	.128	ALTIMETER PRESS
11	IE1618	LST418	IE1AH0	R		ALTIMETER PRESS
11	IE1618	NRT418	PDEPOT	R		ALTIMETER PRESS
11	IE1618	LDUMMY	IE1619	D		ALTIMETER PRESS
11	IE1619	Q51AH0	IE1AH1	I		ALTIMETER PRESS
11	IE1AH0	LDUMMY	IE1AH1	D		ALTIMETER PRESS
11	SHT418	FTS418	NNN418	F	FTS418	ALTIMETER PRESS
11	NNN418	DC0D08	IE1AH2	D		ALTIMETER PRESS
11	IE1AH2	CCT501	IE1AH3	C		ALTIMETER PRESS
11	IE1AH1	G51AH0	IE1AH3	D		ALTIMETER PRESS
11	IE1AH3	N51AH0	PDE418	D		ALTIMETER PRESS
11	PDE418	PDEPOT		D		
11	PDE418	DEC418	SHT418	D		
11	IE1A00	LDUMMY	IE1620	E	.062	INDCTR STANDBY GYRO
11	IE1620	LST419	IE1AJ0	R		INDCTR STANDBY GYRO
11	IE1620	NRT419	PDEPOT	R		INDCTR STANDBY GYRO
11	IE1620	LDUMMY	IE1621	D		INDCTR STANDBY GYRO
11	IE1621	Q51AJ0	IE1AJ1	I		INDCTR STANDBY GYRO
11	IE1AJ0	LDUMMY	IE1AJ1	D		INDCTR STANDBY GYRO
11	SHT419	FTS419	NNN419	F	FTS419	INDCTR STANDBY GYRO
11	NNN419	DC0D09	IE1AJ2	D		INDCTR STANDBY GYRO
11	IE1AJ2	CCT501	IE1AJ3	C		INDCTR STANDBY GYRO
11	IE1AJ1	G51AJ0	IE1AJ3	D		INDCTR STANDBY GYRO
11	IE1AJ3	N51AJ0	PDE419	D		INDCTR STANDBY GYRO
11	PDE419	PDEPOT		D		
11	PDE419	DEC419	SHT419	D		
11	IE1A00	LDUMMY	IE1622	E	.095	INDCTR ALTITUDE
11	IE1622	LST420	IE1AK0	R		INDCTR ALTITUDE
11	IE1622	NRT420	PDEPOT	R		INDCTR ALTITUDE
11	IE1622	LDUMMY	IE1623	D		INDCTR ALTITUDE

(CONTINUED)

AIR FORCE FORM 2711--TASK NETWORK

CARD ID	PRIOR NODE	TASK ID	NEXT NODE	SEL MODE	SELECTION PARAM	TASK DESCRIPTION
11	IE1623	Q51AK0	IE1AK1	I		INDCTR ALTITUDE
11	IE1AK0	LDUMMY	NNN420	D		INDCTR ALTITUDE
11	SHT420	FTS420	IE1AK2	F	FTS420	
11	NNN420	DICD26		D		INDCTR ALTITUDE
11	IE1AK2	CICTS1		C		INDCTR ALTITUDE
11	IE1AK1	G51AK0	IE1AK3	D		INDCTR ALTITUDE
11	IE1AK3	N51AK0	PDE420	E	.857	INDCTR ALTITUDE
11	IE1AK3	K51AK0	RCT420	E	.143	INDCTR ALTITUDE
11	RCT420	RCTLRU		D		
11	RCT420	DEC420	SHT420	D		
11	PDE420	PDEPOT		D		
11	PDE420	DEC420	SHT420	D		
11	IE1A00	LDUMMY	IE1624	E	.194	INDCTR ACCELEROMETER
11	IE1624	LST421	IE1AM0	R		INDCTR ACCELEROMETER
11	IE1624	IE1624	PDEPOT	R		INDCTR ACCELEROMETER
11	IE1624	LDUMMY	IE1625	D		INDCTR ACCELEROMETER
11	IE1625	Q51AM0		I		INDCTR ACCELEROMETER
11	IE1AM0	LDUMMY	IE1AM1	D		
11	SHT421	FTS421	NNN421	F	FTS421	
11	NNN421	DCOD10	IE1AM2	D		INDCTR ACCELEROMETER
11	IE1AM2	CCTS01		C		INDCTR ACCELEROMETER
11	IE1AM1	G51AM0	IE1AM3	D		INDCTR ACCELEROMETER
11	IE1AM3	N51AM0	PDE421	D		INDCTR ACCELEROMETER
11	PDE421	PDEPOT		D		
11	PDE421	DEC421	SHT421	D		
11	E1E00	F51E00	E1E01	F	F51E00	F15 AIR DATA SYS 51E00
11	101		E1E00	F		F15 AIR DATA SYS 51E00
11	E1E01	DCRMG7		D		F15 AIR DATA SYS 51E00
11	E1E0A	CALD60	E1E0A	D		F15 AIR DATA SYS 51E00
11	E1E02	V51E00	E1E02	C		F15 AIR DATA SYS 51E00
11	E1E02	V51E01		D		F15 AIR DATA SYS 51E00
11	E1E02	T51CC0		A	.039	F15 AIR DATA SYS 51E00
11	E1E02	R51E00		A	.112	F15 AIR DATA SYS 51E00
11	E1E02	M51E00	IE1E00	E	.548	F15 AIR DATA SYS 51E00
11	E1E02	H51E00		E	.255	F15 AIR DATA SYS 51E00
11	E1E02	X51E00		E	.157	F15 AIR DATA SYS 51E00
11	E1E02	R51E01		E	.510	F15 AIR DATA SYS 51E00
11	E1E02	M51E01	IE1E00	E	.020	F15 AIR DATA SYS 51E00
11	IE1E00	LDUMMY		E	.020	F15 AIR DATA SYS 51E00
11	ZZ0104	LDUMMY	ZZ0104	E	.394	F15 AIR DATA COMPUTER 51EAO
11	IE1626	LST422	IE1626	E	.923	F15 AIR DATA COMPUTER 51EAO
11	IE1626	NRT422	IE1EAO	R		F15 AIR DATA COMPUTER 51EAO
11	IE1626	LDUMMY	PDEPOT	R		F15 AIR DATA COMPUTER 51EAO
11	IE1627	Q51EAO	IE1627	D		F15 AIR DATA COMPUTER 51EAO
11	IE1EAO	LDUMMY	IE1EA1	I		F15 AIR DATA COMPUTER 51EAO
11				D		

(CONTINUED)

AIR FORCE FORM 2711--TASK NETWORK

CARD ID	PRIOR NODE	TASK ID	NEXT NODE	SEL MODE	SELECTION PARAM	TASK DESCRIPTION
11	SHT422	FTS422	NNN422	F	FTS422	F15 AIR DATA COMPUTER S1EAO
11	NNN422	DCOD11	IE1EA2	D		F15 AIR DATA COMPUTER S1EAO
11	IE1EA2	CCTS01		C		F15 AIR DATA COMPUTER S1EAO
11	IE1EA1	G51EA0	IE1EA3	D		F15 AIR DATA COMPUTER S1EAO
11	IE1EA3	N51EA0	PDE422	E	.133	F15 AIR DATA COMPUTER S1EAO
11	IE1EA3	K51EA0	RCT422	E	.417	F15 AIR DATA COMPUTER S1EAO
11	IE1EA3	W51EA0	RCT422	E	.450	F15 AIR DATA COMPUTER S1EAO
11	RCT422	RCTLRU		D		
11	RCT422	DEC422	SHT422	D		
11	PDE422	PDEPOT		D		
11	PDE422	JEC422	SHT422	D		
11	ZZ0104	JNC393		D		
11	IE1E00	LDUNNY	IE1628	E	.077	F15 AIR DATA COMPUTER S1EAO
11	IE1628	LST423	IE1EAA	E	.030	
11	IE1628	NRT423	PDEPOT	R		
11	IE1EAA	JN0294		D		
11	IE1628	LDUNNY	IE1629	D		
11	IE1629	Q51EAA		D		
11	IE1E00	LDUNNY	IE1630	E	.182	F15 ANGLE OF ATTACK TRANS S1ED0
11	IE1630	LST424	IE1ED0	R		F15 ANGLE OF ATTACK TRANS S1ED0
11	IE1630	NRT424	PDEPOT	R		F15 ANGLE OF ATTACK TRANS S1ED0
11	IE1630	LDUNNY	IE1631	D		F15 ANGLE OF ATTACK TRANS S1ED0
11	IE1631	Q51ED0		I		F15 ANGLE OF ATTACK TRANS S1ED0
11	IE1ED0	LDUNNY	IE1ED1	D		F15 ANGLE OF ATTACK TRANS S1ED0
11	SHT424	FTS424	NNN424	F	FTS424	F15 ANGLE OF ATTACK TRANS S1ED0
11	IE1ED2	DICD28	IE1ED2	D		F15 ANGLE OF ATTACK TRANS S1ED0
11	IE1ED1	CICTS1		C		F15 ANGLE OF ATTACK TRANS S1ED0
11	IE1ED3	G51ED0	IE1ED3	D		F15 ANGLE OF ATTACK TRANS S1ED0
11	IE1ED3	K51ED0	RCT424	E	.250	F15 ANGLE OF ATTACK TRANS S1ED0
11	IE1ED3	N51ED0	PDE424	E	.750	F15 ANGLE OF ATTACK TRANS S1ED0
11	RCT424	RCTLRU		D		
11	RCT424	DEC424	SHT424	D		
11	PDE424	PDEPOT		D		
11	PDE424	DEC424	SHT424	D		
11	IE1E00	LDUNNY	IE1632	E	.152	PITOT STATIC
11	IE1632	LST425	IE1EE0	R		PITOT STATIC
11	IE1632	NRT425	PDEPOT	R		PITOT STATIC
11	IE1EE0	JN0295		D		PITOT STATIC
11	IE1632	LDUNNY	IE1633	D		PITOT STATIC
11	IE1633	Q51EE0		I		PITOT STATIC TUBE
11	IE1E00	LDUNNY	IE1634	E	.242	PITOT STATIC TUBE
11	IE1634	LST426	IE1EEA	R		PITOT STATIC TUBE
11	IE1634	NRT426	PDEPOT	R		PITOT STATIC TUBE
11	IE1EEA	N51EEA	PDEPOT	E	.125	PITOT STATIC TUBE
11	IE1EEA	JN0296		E	.875	PITOT STATIC TUBE

(CONTINUED)

AIR FORCE FORM 2711--TASK NETWORK

CARD ID	PRIOR NODE	TASK ID	NEXT NODE	SEL MODE	SELECTION PARAM	TASK DESCRIPTION
11	IE1634	LDUMMY	IE1635	D		PITOT STATIC TUBE
11	IE1635	Q51EEA	E1M01	D		PITOT STATIC TUBE
11	E1M00	F51M00	E1M00	F	F51M00	NAV INSTRUMENTS
11	102		102	F		
11	CALLS1			F		
11	E1M01	DCRMG7	E1M0A	D		NAV INSTRUMENTS
11	E1M0A	CALD60	E1M02	C		NAV INSTRUMENTS
11	E1M02	R51M00	E1M00	E	.645	NAV INSTRUMENTS
11	E1M02	M51M00		E	.214	NAV INSTRUMENTS
11	E1M02	H51M00		E	.071	NAV INSTRUMENTS
11	E1M02	M51M02		E	.070	NAV INSTRUMENTS
11	IE1M00	LDUMMY	IE1636	D		CLOCKBY COMPASS 51M80
11	IE1636	LST427	IE1M0A	R		CLOCKBY COMPASS 51M80
11	IE1636	NRT427	PDEPOT	R		CLOCKBY COMPASS 51M80
11	IE1M0A	N51M0A	PDEPOT	D		CLOCKBY COMPASS 51M80
11	IE1636	LDUMMY	IE1637	D		CLOCKBY COMPASS 51M80
11	IE1637	Q51M0A	E1N01	I		CLOCKBY COMPASS 51M80
11	E1N00	F51N00	E1N01	F	F51N00	F15 INDICATOR SET 51N00
11	102		E1N00	F		F15=20
11	E1N01	DCRMG7	E1N0A	D		F15 INDICATOR SET 51N00
11	E1N0A	CALD60	E1N02	C		F15=20
11	E1N02	R51N00	E1N00	E	.545	F15=20
11	E1N02	T51N00		E	.613	F15=20
11	E1N02	V51N00		A	.295	F15=20
11	E1N02	X51N00		A	.318	F15=20
11	E1N02	M51N00		A	.023	F15=20
11	E1N02	H51N00		E	.409	F15=20
11	E1N02	M51N01		E	.023	F15=20
11	IE1N00	LDUMMY	IE1638	E		F15 INDICATOR SET 51N00
11	IE1638	LST428	IE1NA0	E		F15 HORIZ SITUATION IND
11	IE1638	NRT428	IE1NA0	R		F15 HORIZ SITUATION IND
11	IE1638	LDUMMY	PDEPOT	R		F15 HORIZ SITUATION IND
11	IE1639	Q51NA0	IE1639	D		F15 HORIZ SITUATION IND
11	IE1NA0	LDUMMY	IE1NA1	I		F15 HORIZ SITUATION IND
11	SHT428	FTS428	IE1NA1	D		F15 HORIZ SITUATION IND
11	NNN428	DDSD02	NNN428	F	FTS428	F15 HORIZ SITUATION IND
11	IE1NA2	COTS01	IE1NA2	D		F15 HORIZ SITUATION IND
11	IE1NA1	G51NA0	IE1NA3	C		F15 HORIZ SITUATION IND
11	IE1NA3	K51NA0	RCT428	D	.190	F15 HORIZ SITUATION IND
11	IE1NA3	N51NA0	PDE428	E	.810	F15 HORIZ SITUATION IND
11	RCT428	RCTLRU		E		F15 HORIZ SITUATION IND
11	RCT428	DEC428	SHT428	D		F15 HORIZ SITUATION IND
11	PDE428	PDEPOT		D		F15 HORIZ SITUATION IND
11	PDE428	DEC428	SHT428	D		F15 HORIZ SITUATION IND
11	IE1N00	LDUMMY	ZZ0105	E	.375	F15 FLT DIRECTOR ADAPTOR

(CONTINUED)

AIR FORCE FORM 2711--TASK NETWORK

CARD ID	PRIOR NODE	TASK ID	NEXT NODE	SEL MODE	SELECTION PARAM	TASK DESCRIPTION
11	Z20105	LDUMMY	IE1640	E	.667	F15 FLT DIRECTOR ADAPTOR
11	IE1640	LST429	IE1NB0	R		F15 FLT DIRECTOR ADAPTOR
11	IE1640	NRT429	PDEPOT	R		F15 FLT DIRECTOR ADAPTOR
11	IE1640	LDUMMY	IE1641	D		F15 FLT DIRECTOR ADAPTOR
11	IE1641	Q51NB0		I		F15 FLT DIRECTOR ADAPTOR
11	IE1NB0	LDUMMY	IE1NB1	D		F15 FLT DIRECTOR ADAPTOR
11	SHT429	FTS429	NNN429	F	FTS429	F15 FLT DIRECTOR ADAPTOR
11	NNN429	DDSD03	IE1NB2	D		F15 FLT DIRECTOR ADAPTOR
11	IE1NB1	CDTS01		C		F15 FLT DIRECTOR ADAPTOR
11	IE1NB1	G51NB0	IE1NB3	D		F15 FLT DIRECTOR ADAPTOR
11	IE1NB3	W51NB0	RCT429	E	.168	F15 FLT DIRECTOR ADAPTOR
11	IE1NB3	K51NB0	RCT429	E	.499	F15 FLT DIRECTOR ADAPTOR
11	IE1NB3	N51NB0	PDE429	E	.333	F15 FLT DIRECTOR ADAPTOR
11	RCT429	RCTLRU		D		
11	RCT429	DEC429	SHT429	D		
11	PDE429	PDEPOT		D		
11	PDE429	PDE429	SHT429	D		
11	Z20105	JN0297		D		
11	E2A00	F52A00		E	.333	F15 FLT DIRECTOR ADAPTOR
11	102		E2A01	F	F52A00	F15 AUTO FLT CONT SET ASW38
11	E2A01	DCRMGT	E2A00	F		
11	E2A0A	CALD60	E2A0A	D		F15 AUTO FLT CONT SET ASW38
11	E2A02	V52A00	E2A0A	C		F15 AUTO FLT CONT SET ASW38
11	E2A02	V52A01	E2A02	D		F15 AUTO FLT CONT SET ASW38
11	E2A02	T52A00		D	.080	F15 AUTO FLT CONT SET ASW38
11	E2A02	JDUMMY	E2A03	A	.873	F15 AUTO FLT CONT SET ASW38
11	E2A03	T52A01	E2A04	E	.564	F15 AUTO FLT CONT SET ASW38
11	E2A03	JNOTS	E2A04	E	.861	F15 AUTO FLT CONT SET ASW38
11	E2A04	R52A00	E2A05	E	.139	F15 AUTO FLT CONT SET ASW38
11	E2A05	V52A02	E2A06	D	.750	F15 AUTO FLT CONT SET ASW38
11	E2A05	JN00PS	E2A06	E	.250	F15 AUTO FLT CONT SET ASW38
11	E2A06	JDUMMY	IE2A00	C		F15 AUTO FLT CONT SET ASW38
11	E2A02	JDUMMY	E2A07	E	.088	F15 AUTO FLT CONT SET ASW38
11	E2A07	T52A02	E2A08	E	.140	F15 AUTO FLT CONT SET ASW38
11	E2A07	JNOTS	E2A08	E	.850	F15 AUTO FLT CONT SET ASW38
11	E2A08	M52A00	E2A09	D		F15 AUTO FLT CONT SET ASW38
11	E2A09	V52A03		A	.571	F15 AUTO FLT CONT SET ASW38
11	E2A02	H52A00		E	.348	F15 AUTO FLT CONT SET ASW38
11	E2A02	X52A00		E	.316	F15 AUTO FLT CONT SET ASW38
11	E2A10	V52A04		A	.640	F15 AUTO FLT CONT SET ASW38
11	IE2A00	LDUMMY	IE1642	E	.441	COMPUTER FLT CONT
11	IE1642	LST430	IE2A00	R		COMPUTER FLT CONT
11	IE1642	NRT430	PDEPOT	R		COMPUTER FLT CONT
11	IE1642	LDUMMY	IE1643	D		COMPUTER FLT CONT
11	IE1643	Q52A00		I		COMPUTER FLT CONT

(CONTINUED)

AIR FORCE FORM 2711--TASK NETWORK

CARD ID	PRIOR MODE	TASK ID	NEXT MODE	SEL MODE	SELECTION PARAM	TASK DESCRIPTION
11	IE2AA0	LDUMMY	IE2AA1	D		1 COMPUTER FLT CONT
11	SHT430	FTS430	NNN430	F	FTS430	
11	NNN430	DCOD12	IE2AA2	D		1 COMPUTER FLT CONT
11	IE2AA2	CCT501		C		1 COMPUTER FLT CONT
11	IE2AA1	G52AA0	IE2AA3	D		1 COMPUTER FLT CONT
11	IE2AA3	IE2AA0	PDE430	E	.130	1 COMPUTER FLT CONT
11	IE2AA3	K52AA0	RCT430	E	.440	1 COMPUTER FLT CONT
11	IE2AA3	W52AA0	RCT430	E	.430	1 COMPUTER FLT CONT
11	RCT430	RCTLRU		D		
11	RCT430	DEC430	SHT430	D		
11	PDE430	PDEPOT		D		
11	PDE430	DEC430	SHT430	D		
11	IE2A00	LDUMMY	IE1644	E	.441	F15 ROLL-YAW FLT CONT COMPUTER
11	IE1644	LST431	IE2AB0	R		F15 ROLL-YAW FLT CONT COMPUTER
11	IE1644	NRT431	PDEPOT	R		F15 ROLL-YAW FLT CONT COMPUTER
11	IE1644	LDUMMY	IE1645	I		F15 ROLL-YAW FLT CONT COMPUTER
11	IE1645	Q52AB0		D		F15 ROLL-YAW FLT CONT COMPUTER
11	IE2AB0	LDUMMY	IE2AB1	D		
11	SHT431	FTS431	NNN431	F	FTS431	
11	NNN431	DCOD13	IE2AB2	D		F15 ROLL-YAW FLT CONT COMPUTER
11	IE2AB2	CCT501		C		F15 ROLL-YAW FLT CONT COMPUTER
11	IE2AB1	G52AB0	IE2AB3	D		F15 ROLL-YAW FLT CONT COMPUTER
11	IE2AB3	N52AB0	PDE431	E	.140	F15 ROLL-YAW FLT CONT COMPUTER
11	IE2A53	K52AB0	RCT431	E	.360	F15 ROLL-YAW FLT CONT COMPUTER
11	IE2AB3	W52AB0	RCT431	E	.500	F15 ROLL-YAW FLT CONT COMPUTER
11	RCT431	RCTLRU		D		
11	RCT431	DEC431	SHT431	D		
11	PDE431	PDEPOT		D		
11	PDE431	DEC431	SHT431	D		
11	IE2A00	LDUMMY	IE1646	E	.053	SENSOR STICK FORCE
11	IE1646	LST432	IE2AF0	R		SENSOR STICK FORCE
11	IE1646	NRT432	PDEPOT	R		SENSOR STICK FORCE
11	IE2AF0	N52AF0	PDEPOT	D		SENSOR STICK FORCE
11	IE1646	LDUMMY	IE1647	D		SENSOR STICK FORCE
11	IE1647	Q52AF0		I		SENSOR STICK FORCE
11	IE2A00	LDUMMY	IE1648	E	.065	ENGAGING CONTR AUTO
11	IE1648	LST433	IE2AH0	R		ENGAGING CONTR AUTO
11	IE1648	NRT433	PDEPOT	R		ENGAGING CONTR AUTO
11	IE1648	LDUMMY	IE1649	D		ENGAGING CONTR AUTO
11	IE1649	Q52AH0		I		ENGAGING CONTR AUTO
11	IE2AH0	LDUMMY	IE2AH1	D		ENGAGING CONTR AUTO
11	SHT433	FTS433	NNN433	F	FTS433	
11	NNN433	DICD29	IE2AH2	D		ENGAGING CONTR AUTO
11	IE2AH2	CICTS1		C		ENGAGING CONTR AUTO
11	IE2AH1	G52AH0	IE2AH3	D		ENGAGING CONTR AUTO

(CONTINUED)

AIR FORCE FORM 2711--TASK NETWORK

CARD ID	PRIOR NODE	TASK ID	NEXT NODE	SEL MODE	SELECTION PARAM	TASK DESCRIPTION
11	IE2AH3	K52AH0	RCT433	E	.286	ENGAGING CONTR AUTO
11	IE2AH3	W52AH0	RCT433	E	.714	ENGAGING CONTR AUTO
11	RCT433	RCTLRU		D		
11	RCT433	DEC433	SHT433	D		
11	ESA00	F55A00	ESA01	F	F55A00	THIS IS NETWORK FOR BIT ON F15
11	102		ESA00	F		
11	ESA01	DCRMG7	ESA0A	D		
11	ESA0A	CALD60	ESA02	C		
11	ESA02	V55A00		C		
11	ESA02	R55A01	IE5A00	A	.846	THIS IS NETWORK FOR BIT ON F15
11	ESA02	M55A00		E	.231	THIS IS NETWORK FOR BIT ON F15
11	ESA02	H55A00		E	.461	THIS IS NETWORK FOR BIT ON F15
11	ESA02	X55A00		E	.231	THIS IS NETWORK FOR BIT ON F15
11	ESA02	M55A01		A	.385	THIS IS NETWORK FOR BIT ON F15
11	IE5A00	LDUMMY	IE1650	E	.077	THIS IS NETWORK FOR BIT ON F15
11	IE1650	LST434	IE5AC0	E	.500	PNL AVN STATUS
11	IE1650	NRT434	PDEPOT	R		PNL AVN STATUS
11	IE1650	LDUMMY	IE1651	D		PNL AVN STATUS
11	IE1651	Q55AC0		I		PNL AVN STATUS
11	IE5AC0	LDUMMY	IE5AC1	D		
11	SHT434	FTS434	NNN434	F	FTS434	
11	NNN434	DICD30	IE5AC2	D		
11	IE5AC2	CICTS1		C		
11	IE5AC1	G55AC0	IE5AC3	D		
11	IE5AC3	K55AC0	RCT434	E	.500	PNL AVN STATUS
11	IE5AC3	W55AC0	RCT434	E	.500	PNL AVN STATUS
11	RCT434	RCTLRU		D		
11	RCT434	DEC434	SHT434	D		
11	IE5A00	LDUMMY	IE1652	E	.500	PNL BIT & DISPLAY
11	IE1652	LST435	IE5AE0	R		PNL BIT & DISPLAY
11	IE1652	NRT435	PDEPOT	R		PNL BIT & DISPLAY
11	IE1652	LDUMMY	IE1653	D		PNL BIT & DISPLAY
11	IE1653	Q55AE0		I		PNL BIT & DISPLAY
11	IE5AE0	LDUMMY	IE5AE1	D		PNL BIT & DISPLAY
11	SHT435	FTS435	NNN435	F	FTS435	
11	NNN435	DICD31	IE5AE2	D		
11	IE5AE2	CICTS1		C		
11	IE5AE1	G55AE0	IE5AE3	D		
11	IE5AE3	W55AE0	RCT435	D		
11	RCT435	RCTLRU		D		
11	RCT435	DEC435	SHT435	D		
11	E5800	F55800	SHI435	D	F55800	F15 SIG DATA RECDR
11	102		E5801	F		
11	E5801	DCRMG7	E5800	F		F15 SIG DATA RECDR
11	E580A	CALD60	E580A	D		F15 SIG DATA RECDR
11	E580A		E5802	C		

(CONTINUED)

AIR FORCE FORM 2711--TASK NETWORK

CARD ID	PRIOR NODE	TASK ID	NEXT NODE	SEL MODE	SELECTION PARAM	TASK DESCRIPTION
11	E5802	V55800		A	.364	F15 SIG DATA RECDR
11	E5802	T55800		A	.182	F15 SIG DATA RECDR
11	E5802	X55800		A	.273	F15 SIG DATA RECDR
11	F5802	R55800	IE5800	E	.364	F15 SIG DATA RECDR
11	E5802	M55800		E	.273	F15 SIG DATA RECDR
11	E5802	H55800		E	.363	F15 SIG DATA RECDR
11	IE5800	LDUMMY	IE1654	D		CASSETTE TAPE
11	IE1654	LST436	IE58E0	R		CASSETTE TAPE
11	IE1654	NRT436	PDEPOT	R		CASSETTE TAPE
11	IE58E0	N55E0	PDEPOT	E	.900	CASSETTE TAPE
11	IE58E0	K55E0	RCTLRU	E	.100	CASSETTE TAPE
11	IE1654	LDUMMY	IE1655	D		CASSETTE TAPE
11	IE1655	Q55E0		D		CASSETTE TAPE
11	E5C00	F55C00	E5C01	F	F55C00	F15 ACCELEROMETER COUNTER 55C00
11	102		E5C00	F		
11	E5C01	DCRMG7	E5C0A	D		F15 ACCELEROMETER COUNTER 55C00
11	E5C0A	CALD60	E5C02	C		F15 ACCELEROMETER COUNTER 55C00
11	E5C02	R55C00	IE5C00	E	.200	F15 ACCELEROMETER COUNTER 55C00
11	E5C02	H55C01		E	.800	F15 ACCELEROMETER COUNTER 55C00
11	E5C02	V55C00		E	.200	F15 ACCELEROMETER COUNTER 55C00
11	E5C02	T55C00		A	.200	F15 ACCELEROMETER COUNTER 55C00
11	E5C02	X55C00		A	.200	F15 ACCELEROMETER COUNTER 55C00
11	IE5C00	LDUMMY	IE1656	D		COUNTER ELECTRONIC DIGITAL
11	IE1656	LST437	IE5CA0	R		COUNTER ELECTRONIC DIGITAL
11	IE1656	NRT437	PDEPOT	R		COUNTER ELECTRONIC DIGITAL
11	IE1656	LDUMMY	IE1657	D		COUNTER ELECTRONIC DIGITAL
11	IE1657	Q55CA0		I		COUNTER ELECTRONIC DIGITAL
11	IE5CA0	LDUMMY	IE5CA1	D		COUNTER ELECTRONIC DIGITAL
11	SHT437	F5437	NNN437	F	F5437	COUNTER ELECTRONIC DIGITAL
11	NNN437	DC0018	IE5CA2	D		COUNTER ELECTRONIC DIGITAL
11	IE5CA2	CCY501		C		COUNTER ELECTRONIC DIGITAL
11	IE5CA1	G55CA0	IE5CA3	D		COUNTER ELECTRONIC DIGITAL
11	IE5CA3	K55CA0	RCT437	E	.667	COUNTER ELECTRONIC DIGITAL
11	IE5CA3	W55CA0	RCT437	E	.333	COUNTER ELECTRONIC DIGITAL
11	RCT437	RCTLRU		D		COUNTER ELECTRONIC DIGITAL
11	RCT437	DEC437	SHT437	D		COUNTER ELECTRONIC DIGITAL
11	E7L00	F57L00	E7L01	F	F57L00	THIS IS LAUNCH FOR 57000 AREA
11	CALLOM		E7L00	F		
11	E7L01	RE7AA0	IE7AA0	D		THIS IS LAUNCH FOR 57000 AREA
11	E7A00	F57A00	E7A01	F	F57A00	F15 CENTRAL COMPUTER
11	102		E7A00	F		
11	E7A01	DCRMG7	E7A0A	D		F15 CENTRAL COMPUTER
11	E7A0A	CALD60	E7A02	C		F15 CENTRAL COMPUTER
11	E7A02	V57A00		A	.404	F15 CENTRAL COMPUTER
11	E7A02	R57A01	IE7AA0	E	.330	F15 CENTRAL COMPUTER

(CONTINUED)

AIR FORCE FORM 2711--TASK NETWORK

CARD ID	PRIOR NODE	TASK ID	NEXT NODE	SEL MODE	SELECTION PARAM	TASK DESCRIPTION
11	E7A02	M57A00		E	.337	F15 CENTRAL COMPUTER
11	E7A02	H57A00		E	.333	F15 CENTRAL COMPUTER
11	E7A02	T57A00		A	.526	F15 CENTRAL COMPUTER
11	E7A02	X57A01		A	.509	F15 CENTRAL COMPUTER
11	IE7AA0	LDUMMY	IE1658	D		F15 57AA0 CENT COMP F15 DATA USED
11	IE1658	LST438	IE7AA1	R		F15 57AA0 CENT COMP F15 DATA USED
11	IE1658	NRT438	PDEP0T	R		F15 57AA0 CENT COMP F15 DATA USED
11	IE1658	LDUMMY	IE1659	D		F15 57AA0 CENT COMP F15 DATA USED
11	IE1659	Q57AA0		I		F15 57AA0 CENT COMP F15 DATA USED
11	IE7AA1	LDUMMY	IE7AA2	D		F15 57AA0 CENT COMP F15 DATA USED
11	SHT438	FTS438	NNN438	F	FTS438	F15 57AA0 CENT COMP F15 DATA USED
11	NNN438	DC0220	IE7AA3	C		F15 57AA0 CENT COMP F15 DATA USED
11	IE7AA3	CCT501		C		F15 57AA0 CENT COMP F15 DATA USED
11	IE7AA2	G57AA0	IE7AA4	D		F15 57AA0 CENT COMP F15 DATA USED
11	IE7AA4	W57AA0	RCT438	D	.375	F15 57AA0 CENT COMP F15 DATA USED
11	IE7AA4	N57AA0	PDE438	E	.175	F15 57AA0 CENT COMP F15 DATA USED
11	IE7AA4	K57AA0	RCT438	E	.450	F15 57AA0 CENT COMP F15 DATA USED
11	RCT438	RCTLRU		D		
11	RCT438	DEC438	SHT438	D		
11	PDE438	PDEP0T		D		
11	PDE438	DEC438	SHT438	D		
11	F3L00	F63L00	F3L01	F	F63L00	THIS IS LAUNCH FOR 63000 AREA
11	CALLOM		F3L00	F		
11	F3L01	RF3AA0	IF1660	E	.419	THIS IS LAUNCH FOR 63000 AREA
11	F3L01	RF3BC0	IF1668	E	.389	THIS IS LAUNCH FOR 63000 AREA
11	F3L01	RF3AG0	IF1665	E	.136	THIS IS LAUNCH FOR 63000 AREA
11	F3L01	RF3BD0	IF1669	E	.056	THIS IS LAUNCH FOR 63000 AREA
11	F3A00	F63A00	F3A01	F	F63A00	UHF COMMA SET
11	102		F3A00	F		
11	F3A01	DCRMG7	F3A0A	D		UHF COMMA SET
11	F3A0A	CALD60	F3A02	C		UHF COMMA SET
11	F3A02	X63A00		A	.424	UHF COMMA SET
11	F3A02	T63A00		A	.440	UHF COMMA SET
11	F3A02	V63A00		A	.560	UHF COMMA SET
11	F3A02	JDUMM1	F3A03	E	.533	UHF COMMA SET
11	F3A02	T63A01	F3A04	E	.552	UHF COMMA SET
11	F3A03	JN0T5	F3A04	E	.448	UHF COMMA SET
11	F3A04	R63A00	F3A05	D		UHF COMMA SET
11	F3A05	V63A01	F3A06	E	.286	UHF COMMA SET
11	F3A05	JN00P5	F3A06	E	.714	UHF COMMA SET
11	F3A06	JDUMM2	IF3A00	D		UHF COMMA SET
11	F3A02	M63A00	F3A08	E	.112	UHF COMMA SET
11	F3A08	V63A0Z		A	.091	UHF COMMA SET
11	F3A02	M63A01		E	.005	UHF COMMA SET
11	F3A02	M63A0Z		E	.020	UHF COMMA SET

(CONTINUED)

AIR FORCE FORM 2711--TASK NETWORK

CARD ID	PRIOR NODE	TASK ID	NEXT NODE	SEL MODE	SELECTION PARAM	TASK DESCRIPTION
11	F3A02	M63A03		E	.005	UHF COMM SET
11	F3A02	H63A00		E	.325	UHF COMM SET
11	IF3A00	LDUMMY	IF1660	E	.632	F15 UHF RT 63AA0
11	IF1660	LST439	IF3A00	R		F15 UHF RT 63AA0
11	IF1660	NRT439	PDEPOT	R		F15 UHF RT 63AA0
11	IF1660	LDUMY	IF3AA9	D		F15 UHF RT 63AA0
11	SHT439	FTS439	NNN439	F	FTS439	
11	NNN439	DCND01	IF3AA2	D		F15 UHF RT 63AA0
11	IF3AA0	LDUMMY	IF3AA1	D		F15 UHF RT 63AA0
11	IF3AA2	CNITS1		C		F15 UHF RT 63AA0
11	IF3AA1	G63AA0	IF3AA3	D		F15 UHF RT 63AA0
11	IF3AA3	W63AA0	RCT439	E	.870	F15 UHF RT 63AA0
11	IF3AA3	K63AA0	RCT439	E	.090	F15 UHF RT 63AA0
11	IF3AA3	N63AA0	PDE439	E	.040	F15 UHF RT 63AA0
11	RCT439	RCTLRU		D		
11	RCT439	DEC439	SHT439	D		
11	PDE439	PDEPOT		D		
11	PDE439	DEC439	SHT439	D		
11	IF3AA9	Q63AA0		D		
11	IF3A00	LDUMMY	IF1661	I	.032	F15 UHF RT 63AA0
11	IF1661	LST440	IF3A00	E		3 ANTENNA SELECTOR
11	IF1661	NRT440	PDEPOT	R		3 ANTENNA SELECTOR
11	IF3A00	JN0298		D		3 ANTENNA SELECTOR
11	IF1661	LDUMY	IF1662	D		3 ANTENNA SELECTOR
11	IF1662	Q63A00		I	.141	3 ANTENNA SELECTOR
11	IF3A00	LDUMMY	IF1663	E		3 ANTENNA
11	IF1663	LST441	IF3A00	R		3 ANTENNA
11	IF1663	NRT441	PDEPOT	R		3 ANTENNA
11	IF3A00	JN0299		D		3 ANTENNA
11	IF1663	LDUMMY	IF1664	D		3 ANTENNA
11	IF1664	Q63A00		I		3 ANTENNA
11	IF3A00	LDUMY	IF1665	E	.117	3 R1789 ARC-109(V)
11	IF1665	LST442	IF3AG0	R		3 R1789 ARC-109(V)
11	IF1665	NRT442	PDEPOT	R		3 R1789 ARC-109(V)
11	IF1665	LDUMMY	IF3AG9	D		3 R1789 ARC-109(V)
11	SHT442	FTS442	NNN442	F	FTS442	
11	NNN442	DCND03	IF3AG2	D		3 R1789 ARC-109(V)
11	IF3AG0	LDUMY	IF3AG1	D		3 R1789 ARC-109(V)
11	IF3AG2	CNITS1		C		3 R1789 ARC-109(V)
11	IF3AG1	G63AG0	IF3AG3	D		3 R1789 ARC-109(V)
11	IF3AG3	W63AG0	RCT442	E	.833	3 R1789 ARC-109(V)
11	IF3AG3	K63AG0	RCT442	E	.167	3 R1789 ARC-109(V)
11	RCT442	RCTLRU		D		
11	RCT442	DEC442	SHT442	D		
11	IF3AG9	Q63AG0		I		3 R1789 ARC-109(V)

AIR FORCE FORM 2711--TASK NETWORK (CONTINUED)

CARD ID	PRIOR NODE	TASK ID	NEXT NODE	SEL MODE	SELECTION PARAM	TASK DESCRIPTION
11	IF3A00	LDUMMY	IF1666	E	.078	3 UHF COMM SET
11	IF1666	LST443	IF3A01	R		3 UHF COMM SET
11	IF1666	NRT443	PDEP01	R		3 UHF COMM SET
11	IF3A01	JN0300		D		3 UHF COMM SET
11	IF1666	LDUMMY	IF1667	D		3 UHF COMM SET
11	IF1667	Q63A00		D		3 UHF COMM SET
11	F3B00	F63B00	F3B01	F	F63B00	INTEGRATED CNI CONT SET CONT PAN
11	103		F3B00	F		
11	CALLS1		103	F		
11	F3B01	DCRMG7	F3B0A	D		INTEGRATED CNI CONT SET CONT PAN
11	F3B0A	CALD60	F3B02	C		INTEGRATED CNI CONT SET CONT PAN
11	F3B02	V63B00	F3B02	A		INTEGRATED CNI CONT SET CONT PAN
11	F3B02	T63B00		A		INTEGRATED CNI CONT SET CONT PAN
11	F3B02	JDUMM3	F3B03	E	.367	INTEGRATED CNI CONT SET CONT PAN
11	F3B03	T63B01	F3B04	E	.188	INTEGRATED CNI CONT SET CONT PAN
11	F3B03	JN0TS	F3B04	E	.750	INTEGRATED CNI CONT SET CONT PAN
11	F3B04	R63B00	F3B05	E	.593	INTEGRATED CNI CONT SET CONT PAN
11	F3B05	V63B01	F3B06	E	.407	INTEGRATED CNI CONT SET CONT PAN
11	F3B05	JN00PS	F3B06	E	.291	INTEGRATED CNI CONT SET CONT PAN
11	F3B06	JDUMM4	F3B07	D	.709	INTEGRATED CNI CONT SET CONT PAN
11	F3B07	JDUMM5	F3B07	E		INTEGRATED CNI CONT SET CONT PAN
11	F3B07	T63B02	F3B08	E	.198	INTEGRATED CNI CONT SET CONT PAN
11	F3B07	JN0TS	F3B08	E	.138	INTEGRATED CNI CONT SET CONT PAN
11	F3B08	M63B00	F3B08	E	.862	INTEGRATED CNI CONT SET CONT PAN
11	F3B09	V63B02	F3B09	D		INTEGRATED CNI CONT SET CONT PAN
11	F3B09	H63B00		A		INTEGRATED CNI CONT SET CONT PAN
11	F3B02	X63B00		E		INTEGRATED CNI CONT SET CONT PAN
11	F3B02	V63B03	F3B10	A	.069	INTEGRATED CNI CONT SET CONT PAN
11	F3B10	LDUMMY		A	.052	INTEGRATED CNI CONT SET CONT PAN
11	IF3B00	LST444	IF1668	R	.844	INTEGRATED CNI CONT SET CONT PAN
11	IF1668	NRT444	IF3BC0	R	.417	INTEGRATED CNI CONT SET CONT PAN
11	IF1668	LDUMMY	PDEP01	R	.635	INTEGRATED CNI CONT SET CONT PAN
11	SHT444	FTS444	NNN444	F		C-9011A/ARA
11	NNN444	D1CD32	IF3BC2	D		C-9011A/ARA
11	IF3BC0	LDUMMY	IF3BC1	D		C-9011A/ARA
11	IF3BC2	C1CTS1		C		C-9011A/ARA
11	IF3BC1	G63BC0	IF3BC3	D		C-9011A/ARA
11	IF3BC3	W63BC0	RCT444	E	.676	C-9011A/ARA
11	IF3BC3	K63BC0	RCT444	E	.127	C-9011A/ARA
11	IF3BC3	N63BC0	PDE444	E	.197	C-9011A/ARA
11	RCT444	RCTLRU	SHT444	D		
11	RCT444	DEC444		D		
11	PDE444	PDEP01		D		
11	PDE444	DEC444	SHT444	D		
11	IF3BC9	Q63BC0		I		C-9011A/ARA

(CONTINUED)

AIR FORCE FORM 2711--TASK NETWORK

CARD ID	PRIOR NODE	TASK ID	NEXT NODE	SEL MODE	SELECTION PARAM	TASK DESCRIPTION
11	IF3800	LDUMMY	ZZ0106	E	.091	C-9014/ARN
11	ZZ0106	LDUMMY	IF1669	E	.889	C-9014/ARN
11	IF1669	LST445	IF3800	R		C-9014/ARN
11	IF1669	NRT445	PDEPOT	R		C-9014/ARN
11	IF1669	LDUMMY	IF3809	D		C-9014/ARN
11	SHT445	FTS445	NNN445	F	FTS445	
11	NNN445	DICD33	IF3802	D		C-9014/ARN
11	IF3800	LDUMMY	IF3801	D		C-9014/ARN
11	IF3801	CICTS1		C		C-9014/ARN
11	IF3801	G638D0	IF3803	D		C-9014/ARN
11	IF3803	W638D0	RCT445	E	.625	C-9014/ARN
11	IF3803	K638D0	RCT445	E	.375	C-9014/ARN
11	RCT445	RCTLRU		D		C-9014/ARN
11	RCT445	DEC445	SHT445	D		
11	ZZ0106	JN0301		E	.111	C-9014/ARN
11	IF3809	Q638D0		I		C-9014/ARN
11	IF3800	LDUMMY	IF1670	E	.025	C-9013/APX
11	IF1670	LST446	IF38E0	R		C-9013/APX
11	IF1670	NRT446	PDEPOT	R		C-9013/APX
11	IF1670	LDUMMY	IF38E9	D		C-9013/APX
11	SHT446	FTS446	NNN446	F	FTS446	
11	NNN446	DICD34	IF38E2	D		C-9013/APX
11	IF38E0	LDUMMY	IF38E1	D		C-9013/APX
11	IF38E2	CICTS1		C		C-9013/APX
11	IF38E1	G638E0	IF38E3	D		C-9013/APX
11	IF38E3	W638E0	RCT446	E	.500	C-9013/APX
11	IF38E3	K638E0	RCT446	E	.500	C-9013/APX
11	RCT446	RCTLRU		D		C-9013/APX
11	RCT446	DEC446	SHT446	D		
11	IF38E9	Q638E0		I		C-9013/APX
11	IF3800	LDUMMY	IF1671	E	.057	C-9012/APX
11	IF1671	LST447	IF38F0	R		C-9012/APX
11	IF1671	NRT447	PDEPOT	R		C-9012/APX
11	IF1671	LDUMMY	IF38F9	D		C-9012/APX
11	SHT447	FTS447	NNN447	F	FTS447	
11	NNN447	DICD35	IF38F2	D		C-9012/APX
11	IF38F0	LDUMMY	IF38F1	D		C-9012/APX
11	IF38F2	CICTS1		C		C-9012/APX
11	IF38F1	G638F0	IF38F3	D		C-9012/APX
11	IF38F3	W638F0	RCT447	E	.571	C-9012/APX
11	IF38F3	K638F0	RCT447	E	.286	C-9012/APX
11	IF38F3	N638F0	PDE447	E	.143	C-9012/APX
11	RCT447	RCTLRU		D		C-9012/APX
11	RCT447	DEC447	SHT447	D		
11	PDE447	PDEPOT		D		

AIR FORCE FORM 2711--TASK NETWORK

(CONTINUED)

CARD ID	PRIOR NODE	TASK ID	NEXT NODE	SEL MODE	SELECTION PARAM	TASK DESCRIPTION
11	PDE447	DEC447	SHT447	D		C-9012/APX
11	IF38F9	Q638F0	IF1672	I	.192	C-1905/ARA
11	IF3800	LDUMMY	IF38H0	E		C-1905/ARA
11	IF1672	LST448	PDEP0T	R		C-1905/ARA
11	IF1672	NRT448	IF38H9	R		C-1905/ARA
11	IF1672	LDUMMY	NNN448	D		C-1905/ARA
11	SHT448	FTS448	IF38H2	F	FTS448	C-1905/ARA
11	NNN448	D1CD36	IF38H1	D		C-1905/ARA
11	IF38H0	LDUMMY	IF38H1	D		C-1905/ARA
11	IF38H2	CICTS1	IF38H3	C		C-1905/ARA
11	IF38H1	IF38H0	RCT448	D		C-1905/ARA
11	IF38H3	W638H0	RCT448	D	.650	C-1905/ARA
11	IF38H3	K638H0	RCT448	E	.230	C-1905/ARA
11	IF38H3	N638H0	PDE448	E	.120	C-1905/ARA
11	RCT448	RCTLRU	SHT448	D		C-1905/ARA
11	DEC448	DEC448	SHT448	D		C-1905/ARA
11	PDE448	PDEP0T	SHT448	D		C-1905/ARA
11	PDE448	DEC448	SHT448	D		C-1905/ARA
11	IF38H9	Q638H0	SHT448	D		C-1905/ARA
11	F5L00	F65L00	F5L01	I	F65L00	C-1905/ARA
11	CALLQM	F5L00	F5L00	F		THIS IS LAUNCH FOR 65000 AREA
11	F5L01	RF5A00	IF1673	F		THIS IS LAUNCH FOR 65000 AREA
11	F5A00	F65A00	F5A01	D		THIS IS IFF TRANSPONDER APX101 FOR F1
11	103	F5A00	F5A00	F		THIS IS IFF TRANSPONDER APX101 FOR F1
11	F5A01	DCRMG7	F5A00	F		THIS IS IFF TRANSPONDER APX101 FOR F1
11	F5A0A	CALD60	F5A0A	D		THIS IS IFF TRANSPONDER APX101 FOR F1
11	F5A02	X65A00	F5A02	C		THIS IS IFF TRANSPONDER APX101 FOR F1
11	F5A03	V65A00	F5A03	A	.451	THIS IS IFF TRANSPONDER APX101 FOR F1
11	F5A03	T65A00	F5A03	A	.125	THIS IS IFF TRANSPONDER APX101 FOR F1
11	F5A02	JDUMM6	F5A04	A	.394	THIS IS IFF TRANSPONDER APX101 FOR F1
11	F5A04	T65A01	F5A05	E	.338	THIS IS IFF TRANSPONDER APX101 FOR F1
11	F5A05	JN0TS	F5A05	E	.512	THIS IS IFF TRANSPONDER APX101 FOR F1
11	F5A06	R65A00	F5A06	E	.488	THIS IS IFF TRANSPONDER APX101 FOR F1
11	F5A06	V65A01	F5A07	E	.122	THIS IS IFF TRANSPONDER APX101 FOR F1
11	F5A07	JN00PS	F5A07	E	.878	THIS IS IFF TRANSPONDER APX101 FOR F1
11	F5A07	JDUMM7	IF5A00	D		THIS IS IFF TRANSPONDER APX101 FOR F1
11	F5A02	JDUMMB	F5A08	D	.320	THIS IS IFF TRANSPONDER APX101 FOR F1
11	F5A08	T65A02	F5A08	E	.143	THIS IS IFF TRANSPONDER APX101 FOR F1
11	F5A08	JN0TS	F5A09	E	.857	THIS IS IFF TRANSPONDER APX101 FOR F1
11	F5A09	M65A00	F5A09	E		THIS IS IFF TRANSPONDER APX101 FOR F1
11	F5A02	H65A00	F5A10	D	.314	THIS IS IFF TRANSPONDER APX101 FOR F1
11	F5A10	V65A02	F5A08	E	.143	THIS IS IFF TRANSPONDER APX101 FOR F1
11	F5A02	M65A01	F5A09	E	.014	THIS IS IFF TRANSPONDER APX101 FOR F1
11	F5A02	M65A02	F5A09	E	.014	THIS IS IFF TRANSPONDER APX101 FOR F1
11	F5A02	X65A02	F5A10	A	.014	THIS IS IFF TRANSPONDER APX101 FOR F1

(CONTINUED)

AIR FORCE FORM 2711--TASK NETWORK

CARD ID	PRIOR NODE	TASK ID	NEXT NODE	SEL MODE	SELECTION PARAM	TASK DESCRIPTION
11	IF5A00	LDUMMY	IF1673			RT-1063B/APX-101(V)
11	IF1673	LST449	IF5AA0			RT-1063B/APX-101(V)
11	IF1673	NRT449	PDEPOT			RT-1063B/APX-101(V)
11	IF1673	LDUMMY	IF5AA9			RT-1063B/APX-101(V)
11	SMT449	FTS449	NNN449		FTS449	RT-1063B/APX-101(V)
11	NNV449	DCND04	IF5AA2			RT-1063B/APX-101(V)
11	IF5AA0	LDUMMY	IF5AA1			RT-1063B/APX-101(V)
11	IF5AA2	CNITS1				RT-1063B/APX-101(V)
11	IF5AA1	G65AA0	IF5AA3			RT-1063B/APX-101(V)
11	IF5AA3	W65AA0	RCT449		.560	RT-1063B/APX-101(V)
11	IF5AA3	K65AA0	RCT449		.160	RT-1063B/APX-101(V)
11	IF5AA3	N65AA0	PDE449		.280	RT-1063B/APX-101(V)
11	RCT449	RCTLRU				
11	RCT449	DEC449	SMT449			
11	PDE449	PDEPOT				
11	PDE449	PDE449	SMT449			
11	IF5AA9	Q65AA0				
11	F5900	F65800	F5801	I	F65800	RT-1063B APX-101(V)
11	103		F5800	F		IFF INTEROGATOR SET
11	F5801	DCRMG7	F580A	D		IFF INTEROGATOR SET
11	F580A	CALD60	F5802	C	.224	IFF INTEROGATOR SET
11	F5802	X65800	F5803	A	.269	IFF INTEROGATOR SET
11	F5803	V65800		A	.233	IFF INTEROGATOR SET
11	F5802	V65801		A	.276	IFF INTEROGATOR SET
11	F5802	T65800		A	.355	IFF INTEROGATOR SET
11	F5802	JDUK99	F5804	E	.565	IFF INTEROGATOR SET
11	F5804	T65801	F5805	E	.435	IFF INTEROGATOR SET
11	F5805	JN0TS	F5806	D		IFF INTEROGATOR SET
11	F5805	R65800	F5807	O	.217	IFF INTEROGATOR SET
11	F5806	V65802	F5817	E	.783	IFF INTEROGATOR SET
11	F5806	JN00PS	F5817	E		IFF INTEROGATOR SET
11	F5817	JDUK10	IF5800	D		IFF INTEROGATOR SET
11	F5802	M65800		E	.277	IFF INTEROGATOR SET
11	F5802	H65800		E	.350	IFF INTEROGATOR SET
11	F5802	T65802		A	.009	IFF INTEROGATOR SET
11	F5802	JDUK11	F5809	E	.009	IFF INTEROGATOR SET
11	F5809	T65803	F5810	D		IFF INTEROGATOR SET
11	F5610	R65801	F5817	D		IFF INTEROGATOR SET
11	F5802	T65804		A	.009	IFF INTEROGATOR SET
11	F5802	H65801		E	.009	IFF INTEROGATOR SET
11	IF5800	LDUMMY	IF1674	E	.674	RT-868A/APX-76
11	IF1674	LST450	IF58A0	R		RT-868A/APX-76
11	IF1674	NRT450	PDEPOT	R		RT-868A/APX-76
11	IF1674	LDUMMY	IF58A9	D		RT-868A/APX-76
11	SMT450	FTS450	NNN450	F	FTS450	

(CONTINUED)

AIR FORCE FORM 2711--TASK NETWORK

CARD ID	PRIOR NODE	TASK ID	NEXT NODE	SEL MODE	SELECTION PARAM	TASK DESCRIPTION
11	NN450	DCND05	IF5BA2	D		RT-868A/APX-76
11	IF5BA0	LDUMMY	IF5BA1	D		RT-868A, APX-76
11	IF5BA2	CN1TS1		C		RT-868A, APX-76
11	IF5BA1	G65BA0	IF5BA3	D		RT-868A, APX-76
11	IF5BA3	W65BA0	RCT450	E	.849	RT-868A/APX-76
11	IF5BA3	K65BA0	RCT450	E	.030	RT-868A/APX-76
11	IF5BA3	N65BA0	PDE450	E	.121	RT-868A/APX-76
11	RCT450	RCTLRU		D		
11	RCT450	DEC450	SHT450	D		
11	PDE450	PDEPOT		D		
11	PDE450	DEC450	SHT450	D		
11	IF5BA9	G656A0		D		
11	IF5800	LDUMMY	ZZ0107	E	.278	RT-868A/APX-76
11	ZZ0107	LDUMMY	IF1675	E	.999	PROCESSOR, RADAR TGT DATA
11	IF1675	LST451	IF5BH0	R		PROCESSOR, RADAR TGT DATA
11	IF1675	NRT451	PDEPOT	R		PROCESSOR, RADAR TGT DATA
11	IF1675	LDUMMY	IF5BH9	D		PROCESSOR, RADAR TGT DATA
11	SHT451	FTS451	NN451	F	FTS451	
11	NN451	DDSD04	IF5BH2	D		PROCESSOR, RADAR TGT DATA
11	IF5BH0	LDUMMY	IF5BH1	D		PROCESSOR, RADAR TGT DATA
11	IF5BH2	CDTS01		C		PROCESSOR, RADAR TGT DATA
11	IF5BH1	G65BH0	IF5BH3	D		PROCESSOR, RADAR TGT DATA
11	IF5BH3	W65BH0	RCT451	E	.720	PROCESSOR, RADAR TGT DATA
11	ZZ0107	JN0302		E	.001	PROCESSOR, RADAR TGT DATA
11	IF5BH3	N65BH0	PDE451	E	.280	PROCESSOR, RADAR TGT DATA
11	RCT451	RCTLRU		D		
11	RCT451	DEC451	SHT451	D		
11	PDE451	PDEPOT		D		
11	PDE451	DEC451	SHT451	D		
11	IF5BH9	G65BH0		D		
11	IF5800	LDUMMY	IF1676	I	.048	PROCESSOR, RADAR TGT DATA
11	IF1676	LST452	IF5B01	E		IFF INTERROGATOR SET
11	IF1676	NRT452	PDEPOT	R		IFF INTERROGATOR SET
11	IF5B01	W65B00	RCTLRU	R		IFF INTERROGATOR SET
11	IF5B01	JN0303		E	.667	IFF INTERROGATOR SET
11	IF1676	LDUMMY	IF1677	E	.333	IFF INTERROGATOR SET
11	IF1677	G65B00		D		IFF INTERROGATOR SET
11	G1L00	F71L00		I	F71L00	THIS IS LAUNCH FOR 71000 AREA
11	CALL0M		G1L01	F		
11	G1L01	RG1DA0	IG1684	F	.327	THIS IS LAUNCH FOR 71000 AREA
11	G1L01	RG1AE0	IG1678	E	.589	THIS IS LAUNCH FOR 71000 AREA
11	G1L01	RG1FA0	IG1685	E	.084	THIS IS LAUNCH FOR 71000 AREA
11	G1A00	F71A00	G1A01	F	F71A00	INERTIAL NAVIGATION SET
11	103	G1A00	G1A00	F		
11	G1A01	DCRMG7	G1A0A	D		INERTIAL NAVIGATION SET

(CONTINUED)

AIR FORCE FORM 2711--TASK NETWORK

CARD ID	PRIOR NODE	TASK ID	NEXT NODE	SEL MODE	SELECTION PARAM	TASK DESCRIPTION
11	G1A0A	CALD60	G1A02	C		INERTIAL NAVIGATION SET
11	G1A02	X71A00	G1A03	A	.362	INERTIAL NAVIGATION SET
11	G1A03	V71A00		A	.241	INERTIAL NAVIGATION SET
11	G1A02	V71A00		A	.404	INERTIAL NAVIGATION SET
11	G1A02	V71A01		A	.248	INERTIAL NAVIGATION SET
11	G1A02	JDUM12	G1A04	E	.567	INERTIAL NAVIGATION SET
11	G1A04	T71A01	G1A05	E	.695	INERTIAL NAVIGATION SET
11	G1A04	JN0TS	G1A05	E	.305	INERTIAL NAVIGATION SET
11	G1A05	R71A00	G1A06	D		INERTIAL NAVIGATION SET
11	G1A06	V71A0X	G1A07	E	.190	INERTIAL NAVIGATION SET
11	G1A06	JN00PS	G1A07	E	.810	INERTIAL NAVIGATION SET
11	G1A07	JN00PS	IG1A00	D		INERTIAL NAVIGATION SET
11	G1A02	JDUM13	G1A08	E	.015	INERTIAL NAVIGATION SET
11	G1A02	JDUM14	G1A09	E	.065	INERTIAL NAVIGATION SET
11	G1A08	T71A02	G1A09	E	.935	INERTIAL NAVIGATION SET
11	G1A08	JN0TS	G1A09	E		INERTIAL NAVIGATION SET
11	G1A09	M71A00	G1A10	D		INERTIAL NAVIGATION SET
11	G1A10	V71A02		A	.065	INERTIAL NAVIGATION SET
11	G1A02	H71A00	G1A11	E	.400	INERTIAL NAVIGATION SET
11	G1A02	R71A02	G1A07	E	.004	INERTIAL NAVIGATION SET
11	G1A11	V71A0Y		D		INERTIAL NAVIGATION SET
11	G1A02	V71A03		A	.004	INERTIAL NAVIGATION SET
11	G1A02	T71A03		A	.004	INERTIAL NAVIGATION SET
11	G1A02	M71A01		E	.014	INERTIAL NAVIGATION SET
11	IG1A00	LDUMMY	IG1678	E	.592	INERTIAL NAVIGATION SET
11	IG1678	LST453	IG1A00	R		INERTIAL MEASUREMENT UNIT
11	IG1678	NRT453	IG1A00	R		INERTIAL MEASUREMENT UNIT
11	IG1678	LDUMMY	PDEPOT	R		INERTIAL MEASUREMENT UNIT
11	SHT453	LDUMMY	IG1A09	D		INERTIAL MEASUREMENT UNIT
11	NNN453	FTS453	NNN453	F	FTS453	INERTIAL MEASUREMENT UNIT
11	IG1A00	DC0D21	IG1A02	D		INERTIAL MEASUREMENT UNIT
11	IG1A00	LDUMMY	IG1A01	D		INERTIAL MEASUREMENT UNIT
11	IG1A02	CCT501		C		INERTIAL MEASUREMENT UNIT
11	IG1A01	G71A00	IG1A03	D		INERTIAL MEASUREMENT UNIT
11	IG1A03	W71A00	RCT453	E	.349	INERTIAL MEASUREMENT UNIT
11	IG1A03	K71A00	RCT453	E	.240	INERTIAL MEASUREMENT UNIT
11	IG1A03	N71A00	PDE453	E	.411	INERTIAL MEASUREMENT UNIT
11	RCT453	RCTLRU	SHT453	D		INERTIAL MEASUREMENT UNIT
11	RCT453	DEC453	SHT453	D		INERTIAL MEASUREMENT UNIT
11	PDE453	PDEPOT	SHT453	D		INERTIAL MEASUREMENT UNIT
11	PDE453	DEC453	SHT453	D		INERTIAL MEASUREMENT UNIT
11	IG1A00	LDUMMY	SHT453	D		INERTIAL MEASUREMENT UNIT
11	IG1A00	LDUMMY	ZZU108	I	.052	INERTIAL MEASUREMENT UNIT
11	ZZU108	LDUMMY	IG1679	E	.250	MISC. ASSY.
11	IG1679	LST454	IG1A00	R		MISC. ASSY.
11	IG1679	NRT454	IG1A00	R		MISC. ASSY.
11	IG1679	LDUMMY	PDEPOT	R		MISC. ASSY.
11	IG1679	LDUMMY	IG1A09	D		MISC. ASSY.

(CONTINUED)

AIR FORCE FORM 2711--TASK NETWORK

CARD ID	PRIOR NODE	TASK ID	NEXT NODE	SEL NODE	SELECTION PARAM	TASK DESCRIPTION
11	SHT454	FTS454	NNN454	F	FTS454	MISC. ASSY.
11	NNN454	DCOD22	IG1AF2	D		MISC. ASSY.
11	IG1AF0	LDUMMY	IG1AF1	D		MISC. ASSY.
11	IG1AF2	CCTS01		C		MISC. ASSY.
11	IG1AF1	G71AF0	IG1AF3	D		MISC. ASSY.
11	ZZ0108	JN0304		E	.750	MISC. ASSY.
11	IG1AF3	N71AF0	PDE454	D		MISC. ASSY.
11	PDE454	PDEPOT		D		
11	PDE454	DEC454	SHT454	D		
11	IG1AF9	Q71AF0		I		MISC. ASSY.
11	IG1A00	LDUMMY	IG1680	E	.245	CONTROL INDICATOR, NAVIGATION
11	IG1680	LST455	IG1AK0	R		CONTROL INDICATOR, NAVIGATION
11	IG1680	NRT455	PDEPOT	R		CONTROL INDICATOR, NAVIGATION
11	IG1680	LDUMMY	IG1AK9	D		CONTROL INDICATOR, NAVIGATION
11	IG1680	IG1680		F		
11	SHT455	FTS455	NNN455	F	FTS455	CONTROL INDICATOR, NAVIGATION
11	NNN455	DCOD23	IG1AK2	D		CONTROL INDICATOR, NAVIGATION
11	IG1AK0	LDUMMY	IG1AK1	D		CONTROL INDICATOR, NAVIGATION
11	IG1AK2	CCTS01		C		CONTROL INDICATOR, NAVIGATION
11	IG1AK1	G71AK0	IG1AK3	D		CONTROL INDICATOR, NAVIGATION
11	IG1AK3	N71AK0	RCT455	E	.410	CONTROL INDICATOR, NAVIGATION
11	IG1AK3	IG1AK3	RCT455	E	.220	CONTROL INDICATOR, NAVIGATION
11	IG1AK3	N71AK0	PDE455	E	.370	CONTROL INDICATOR, NAVIGATION
11	RCT455	RCTLRU		D		
11	RCT455	DEC455	SHT455	D		
11	PDE455	PDEPOT		D		
11	PDE455	DEC455		D		
11	IG1AK9	Q71AK0		I		CONTROL INDICATOR, NAVIGATION
11	IG1A00	LDUMMY	IG1681	E	.111	BEZEL ASSY.
11	IG1681	LST456	IG1AKT	R		BEZEL ASSY.
11	IG1681	NRT456	PDEPOT	R		BEZEL ASSY.
11	IG1AKT	JN0305		D		BEZEL ASSY.
11	IG1681	LDUMMY	IG1682	D		BEZEL ASSY.
11	IG1682	Q71AKT		I		DIRECTION FINDER GROUP
11	IG1800	F71B00	G1B01	F	F71B00	
11	103		G1B00	F		
11	G1B01	DCRMG7		F		DIRECTION FINDER GROUP
11	G1B0A	CALD60	G1B0A	D		DIRECTION FINDER GROUP
11	G1B02	V71B00	G1B02	C		DIRECTION FINDER GROUP
11	G1B02	T71B00		A	.400	DIRECTION FINDER GROUP
11	G1B02	X71B00		A	.400	DIRECTION FINDER GROUP
11	G1B02	M71B00		E	.200	DIRECTION FINDER GROUP
11	G1B02	H71B00		E	.200	DIRECTION FINDER GROUP
11	G1B02	R71B00		E	.400	DIRECTION FINDER GROUP
11	G1B02	M71B01		E	.200	DIRECTION FINDER GROUP
11	G1B02	V71B01		A	.200	DIRECTION FINDER GROUP
11			IG1800			

AIR FORCE FORM 2711--TASK NETWORK

(CONTINUED)

CARD ID	PRIOR NODE	TASK ID	NEXT NODE	SEL MODE	SELECTION PARAM	TASK DESCRIPTION
11	IG1800	LDUMMY	IG8002	D		AMP, ELEC. CONTROL AM-6440/ARD
11	IG8002	LST802	IG18D0	R		AMP, ELEC. CONTROL AM-6440/ARD
11	IG8002	NRT802	PDEP0T	R		AMP, ELEC. CONTROL AM-6440/ARD
11	IG8002	LDUMMY	IG18D9	D		AMP, ELEC. CONTROL AM-6440/ARD
11	SHT802	FTS802	NNN802	F	FTS802	AMP, ELEC. CONTROL AM-6440/ARD
11	NNN802	DCND11	IG18D2	D		AMP, ELEC. CONTROL AM-6440/ARD
11	IG18D0	LDUMMY	IG18D1	D		AMP, ELEC. CONTROL AM-6440/ARD
11	IG18D1	CNITS1		C		AMP, ELEC. CONTROL AM-6440/ARD
11	IG18D1	G718D0	IG18D3	D		AMP, ELEC. CONTROL AM-6440/ARD
11	IG18D3	W718D0	RCT802	D	.500	AMP, ELEC. CONTROL AM-6440/ARD
11	IG18D3	N718D0	PDE802	E	.500	AMP, ELEC. CONTROL AM-6440/ARD
11	RCT802	RCTLRU	SHT802	D		AMP, ELEC. CONTROL AM-6440/ARD
11	RCT802	DEC802	SHT802	D		AMP, ELEC. CONTROL AM-6440/ARD
11	PDE802	PDEP0T	SHT802	D		AMP, ELEC. CONTROL AM-6440/ARD
11	PDE802	DEC802	SHT802	D		AMP, ELEC. CONTROL AM-6440/ARD
11	IG18D9	Q718D0		I		AMP, ELEC. CONTROL AM-6440/ARD
11	G1C00	F71C00	G1C01	F	F71C00	AMP, ELEC. CONTROL AM-6440/ARD
11	103		G1C00	F		INSTRUMENT LANDING SET
11	G1C01	DCRMG7	G1C0A	D		INSTRUMENT LANDING SET
11	G1C0A	CALD60	G1C02	C		INSTRUMENT LANDING SET
11	G1C02	X71C00	G1C03	D		INSTRUMENT LANDING SET
11	G1C03	X71C01	G1C04	E	.200	INSTRUMENT LANDING SET
11	G1C03	JN0X		E	.800	INSTRUMENT LANDING SET
11	G1C04	V71C00		E	.278	INSTRUMENT LANDING SET
11	G1C02	V71C01		A	.533	INSTRUMENT LANDING SET
11	G1C02	T71C00		A	.467	INSTRUMENT LANDING SET
11	G1C02	JDUM15		E	.333	INSTRUMENT LANDING SET
11	G1C05	T71C01	G1C05	E	.875	INSTRUMENT LANDING SET
11	G1C05	JN0TS	G1C06	E	.125	INSTRUMENT LANDING SET
11	G1C06	R71C00	G1C07	D		INSTRUMENT LANDING SET
11	G1C07	V71C02	G1C08	E	.125	INSTRUMENT LANDING SET
11	G1C07	JN00PS	G1C08	E	.875	INSTRUMENT LANDING SET
11	G1C08	JDUM16	IG1C00	D		INSTRUMENT LANDING SET
11	G1C02	M71C00	G1C09	D	.200	INSTRUMENT LANDING SET
11	G1C09	V71C03		E	.333	INSTRUMENT LANDING SET
11	G1C02	H71C00		E	.467	INSTRUMENT LANDING SET
11	IG1C00	LDUMMY	IG1683	D		ILS RECEIVER
11	IG1683	LST457	IG1CA0	R		ILS RECEIVER
11	IG1683	NRT457	PDEP0T	R		ILS RECEIVER
11	IG1683	LDUMMY	IG1CA9	D		ILS RECEIVER
11	SHT457	FTS457	NNN457	F	FTS457	ILS RECEIVER
11	NNN457	DCND08	IG1CA2	D		ILS RECEIVER
11	IG1CA0	LDUMMY	IG1CA1	D		ILS RECEIVER
11	IG1CA1	CNITS1		C		ILS RECEIVER
11	IG1CA1	G71CA0	IG1CA3	D		ILS RECEIVER

(CONTINUED)

AIR FORCE FORM 2711--TASK NETWORK

CARD ID	PRIOR NODE	TASK ID	NEXT NODE	SEL MODE	SELECTION PARAM	TASK DESCRIPTION
11	IG1CA3	W71CA0	RCT457	E	.835	ILS RECEIVER
11	IG1CA3	K71CA0	RCT457	E	.125	ILS RECEIVER
11	IG1CA3	N71CA0	PDE457	E	.040	ILS RECEIVER
11	RCT457	RCTLRU	SHT457	D		
11	RCT457	DEC457	SHT457	D		
11	PDE457	PDEP0T	SHT457	D		
11	PDE457	DEC457	SHT457	D		
11	IG1CA9	Q71CA0	G1D01	I		ILS RECEIVER
11	G1D00	F71D00	G1D00	F	F71D00	TACTICAL AIR NAVIGATION SET
11	103		G1D00	F		
11	G1D01	DCRMG7	G1D00	F		
11	G1D0A	CALD60	G1D0A	D		TACTICAL AIR NAVIGATION SET
11	G1D02	X71D00	G1D02	C	.333	TACTICAL AIR NAVIGATION SET
11	G1D03	V71D00	G1D03	A	.226	TACTICAL AIR NAVIGATION SET
11	G1D02	V71D01		A	.237	TACTICAL AIR NAVIGATION SET
11	G1D02	V71D00		A	.376	TACTICAL AIR NAVIGATION SET
11	G1D02	T71D00		A	.436	TACTICAL AIR NAVIGATION SET
11	G1D02	JDUM17	G1D04	E	.614	TACTICAL AIR NAVIGATION SET
11	G1D04	T71D01	G1D05	E	.386	TACTICAL AIR NAVIGATION SET
11	G1D04	JN0T5	G1D05	E		
11	G1D05	R71D00	G1D06	D	.205	TACTICAL AIR NAVIGATION SET
11	G1D06	V71D02	G1D07	E	.795	TACTICAL AIR NAVIGATION SET
11	G1D06	JN00PS	G1D07	E		
11	G1D07	JDUMMY	IG1D00	D		TACTICAL AIR NAVIGATION SET
11	G1D02	JDUM18	G1D08	E	.125	TACTICAL AIR NAVIGATION SET
11	G1D08	T71D02	G1D09	E	.300	TACTICAL AIR NAVIGATION SET
11	G1D08	JN0T5	G1D09	E	.700	TACTICAL AIR NAVIGATION SET
11	G1D09	W71D00	G1D10	D	.200	TACTICAL AIR NAVIGATION SET
11	G1D10	V71D03		A	.439	TACTICAL AIR NAVIGATION SET
11	G1D02	H71D00		E		
11	IG1D00	LDUMMY	IG1684	D		RT-1045/ARN
11	IG1684	LST458	IG1DA0	R		RT-1045/ARN
11	IG1684	NRT458	PDEP0T	R		RT-1045/ARN
11	IG1684	LDUMMY	IG1DA9	D		RT-1045/ARN
11	SHT458	FTS458	NNN458	F	FTS458	RT-1045/ARN
11	NNN458	DCND10	IG1DA2	D		RT-1045/ARN
11	IG1DA0	LDUMMY	IG1DA1	D		RT-1045/ARN
11	IG1DA2	CNIT51		C		RT-1045/ARN
11	IG1DA1	G71DA0	IG1DA3	D		RT-1045/ARN
11	IG1DA3	W71DA0	RCT458	E	.697	RT-1045/ARN
11	IG1DA3	K71DA0	RCT458	E	.256	RT-1045/ARN
11	IG1DA3	N71DA0	PDE458	E	.047	RT-1045/ARN
11	RCT458	RCTLRU	SHT458	D		
11	RCT458	DEC458	SHT458	D		
11	PDE458	PDEP0T	SHT458	D		
11	PDE458	DEC458	SHT458	D		

(CONTINUED)

AIR FORCE FORM 2711--TASK NETWORK

CARD ID	PRIOR NODE	TASK ID	NEXT NODE	SEL MODE	SELECTION PARAM	TASK DESCRIPTION
11	IG1DA9	Q71DA0	G1F01	I		RT-1045/ARN
11	G1F00	F71F00	G1F00	F	F71F00	ATTITUDE - HEADING REFERENCE SET
11	103		G1F0A	F		ATTITUDE - HEADING REFERENCE SET
11	G1F01	DCRMG7	G1F0A	D		ATTITUDE - HEADING REFERENCE SET
11	G1F0A	CALD60	G1F02	C	.159	ATTITUDE - HEADING REFERENCE SET
11	G1F02	X71F00	G1F03	A	.400	ATTITUDE - HEADING REFERENCE SET
11	G1F03	V71F00		A	.667	ATTITUDE - HEADING REFERENCE SET
11	G1F02	V71F01		A	.413	ATTITUDE - HEADING REFERENCE SET
11	G1F02	T71F00		A	.706	ATTITUDE - HEADING REFERENCE SET
11	G1F02	JDUM19		E	.667	ATTITUDE - HEADING REFERENCE SET
11	G1F04	T71F01		E	.333	ATTITUDE - HEADING REFERENCE SET
11	G1F04	JN0T5		E		ATTITUDE - HEADING REFERENCE SET
11	G1F05	R71F00	G1F04	D	.500	ATTITUDE - HEADING REFERENCE SET
11	G1F06	V71F02	G1F05	E	.500	ATTITUDE - HEADING REFERENCE SET
11	G1F06	JN00PS	G1F07	E		ATTITUDE - HEADING REFERENCE SET
11	G1F07	JDUM20	G1F07	E		ATTITUDE - HEADING REFERENCE SET
11	G1F07	JDUM21	IG1F00	D		ATTITUDE - HEADING REFERENCE SET
11	G1F02	JDUM21	G1F08	E	.048	ATTITUDE - HEADING REFERENCE SET
11	G1F08	T71F02	G1F09	E	.667	ATTITUDE - HEADING REFERENCE SET
11	G1F08	JN0T5	G1F09	E	.333	ATTITUDE - HEADING REFERENCE SET
11	G1F09	M71F00	G1F10	D	.667	ATTITUDE - HEADING REFERENCE SET
11	G1F10	V71F03		A	.230	ATTITUDE - HEADING REFERENCE SET
11	G1F02	H71F00	G1F11	E	.016	ATTITUDE - HEADING REFERENCE SET
11	G1F02	JDUM22	G1F12	E		ATTITUDE - HEADING REFERENCE SET
11	G1F11	T71F03		D		ATTITUDE - HEADING REFERENCE SET
11	G1F12	R71F01		D		ATTITUDE - HEADING REFERENCE SET
11	G1F02	X71F01		A	.012	ATTITUDE - HEADING REFERENCE SET
11	IG1F00	LDUMMY	IG1685	E	.274	AMPLIFIER, ELECTRONIC CONTROL
11	IG1685	LST459	IG1FA0	R		AMPLIFIER, ELECTRONIC CONTROL
11	IG1685	NRT459	PDEPOT	R		AMPLIFIER, ELECTRONIC CONTROL
11	IG1685	LDUNWY	IG1FA9	D		AMPLIFIER, ELECTRONIC CONTROL
11	SHT459	FIS459	NNN459	F		AMPLIFIER, ELECTRONIC CONTROL
11	NNN459	DCQ24	IG1FA2	D		AMPLIFIER, ELECTRONIC CONTROL
11	IG1FA0	LDUMMY	IG1FA1	D		AMPLIFIER, ELECTRONIC CONTROL
11	IG1FA2	CCTS01		C		AMPLIFIER, ELECTRONIC CONTROL
11	IG1FA1	G71FA0	IG1FA3	D		AMPLIFIER, ELECTRONIC CONTROL
11	IG1FA3	W71FA0	RCT459	D	.890	AMPLIFIER, ELECTRONIC CONTROL
11	IG1FA3	N71FA0	PDE459	E	.110	AMPLIFIER, ELECTRONIC CONTROL
11	RCT459	RCTLRU		D		AMPLIFIER, ELECTRONIC CONTROL
11	RCT459	DEC459	SHT459	D		AMPLIFIER, ELECTRONIC CONTROL
11	PDE459	PDEPOT		D		AMPLIFIER, ELECTRONIC CONTROL
11	PDE459	DEC459	SHT459	D		AMPLIFIER, ELECTRONIC CONTROL
11	IG1FA9	Q71FA0		I		AMPLIFIER, ELECTRONIC CONTROL
11	IG1F00	LDUMMY	IG1686	E	.412	DISPLACEMENT GYRO
11	IG1686	LST460	IG1F80	R		DISPLACEMENT GYRO
11	IG1686	NRT460	PDEPOT	R		DISPLACEMENT GYRO

(CONTINUED)

AIR FORCE FORM 2711--TASK NETWORK

CARD ID	PRIOR NODE	TASK ID	NEXT NODE	SEL MODE	SELECTION PARAM	TASK DESCRIPTION
11	IG1686	LDUMMY	IG1FB9	D		DISPLACEMENT GYRO
11	SHT460	FTS460	NNN460	F	FTS460	DISPLACEMENT GYRO
11	NNN460	DC0025	IG1FB2	D		DISPLACEMENT GYRO
11	IG1FB0	LDUMMY	IG1FB1	D		DISPLACEMENT GYRO
11	IG1FB2	CCT501		C		DISPLACEMENT GYRO
11	IG1FB1	G71FB0	IG1FB3	D		DISPLACEMENT GYRO
11	IG1FB3	K71FB0	RCT460	E	.111	DISPLACEMENT GYRO
11	IG1FB3	N71FB0	PDE460	E	.889	DISPLACEMENT GYRO
11	RCT460	RCTLRU	SHT460	D		
11	RCT460	DEC460		D		
11	PDE460	PDEPOT		D		
11	PDE460	DEC460	SHT460	D		
11	IG1FB9	Q71FB0	SHT460	C		
11	IG1F00	LDUMMY	ZZ0109	I		DISPLACEMENT GYRO
11	ZZ0109	LDUMMY	IG1687	E	.279	COMPASS CONTROL
11	IG1687	LS1461	IG1687	E	.999	COMPASS CONTROL
11	IG1687	NRT461	IG1FC0	R		COMPASS CONTROL
11	IG1687	LDUMMY	PDEPOT	R		COMPASS CONTROL
11	SHT461	LDUMMY	IG1FC9	D		COMPASS CONTROL
11	NNN461	FTS461	NNN461	F	FTS461	COMPASS CONTROL
11	NNN461	DIC038	IG1FC2	D		COMPASS CONTROL
11	IG1FC0	LDUMMY	IG1FC1	D		COMPASS CONTROL
11	IG1FC2	CICTS1		C		COMPASS CONTROL
11	IG1FC1	G71FC0	IG1FC3	D		COMPASS CONTROL
11	IG1FC3	W71FC0	RCT461	E	.840	COMPASS CONTROL
11	IG1FC3	K71FC0	RCT461	E	.140	COMPASS CONTROL
11	IG1FC3	N71FC0	PDE461	E	.020	COMPASS CONTROL
11	RCT461	RCTLRU	SHT461	D		
11	RCT461	DEC461		D		
11	PDE461	PDEPOT	SHT461	D		
11	PDE461	DEC461	SHT461	D		
11	ZZ0109	JN0306		D		
11	IG1FC9	Q71FC0		E	.001	COMPASS CONTROL
11	IG1F00	LDUMMY	IG1688	I	.035	MAG. AZIMUTH DETECTOR
11	IG1688	LS1462	IG1FE0	E		MAG. AZIMUTH DETECTOR
11	IG1688	NRT462	PDEPOT	R		MAG. AZIMUTH DETECTOR
11	IG1688	LDUMMY	IG1FE9	R		MAG. AZIMUTH DETECTOR
11	SHT462	FTS462	NNN462	D	FTS462	MAG. AZIMUTH DETECTOR
11	NNN462	DC0026	IG1FE2	F		MAG. AZIMUTH DETECTOR
11	IG1FE0	LDUMMY	IG1FE1	D		MAG. AZIMUTH DETECTOR
11	IG1FE2	CCT501		D		MAG. AZIMUTH DETECTOR
11	IG1FE1	G71FE0	IG1FE3	C		MAG. AZIMUTH DETECTOR
11	IG1FE3	K71FE0	RCT462	D		MAG. AZIMUTH DETECTOR
11	IG1FE3	N71FE0	RCT462	E	.500	MAG. AZIMUTH DETECTOR
11	RCT462	RCTLRU	PDE462	E	.500	MAG. AZIMUTH DETECTOR
11	RCT462	DEC462	SHT462	D		MAG. AZIMUTH DETECTOR

(CONTINUED)

AIR FORCE FORM 2711--TASK NETWORK

CARD ID	PRIOR NODE	TASK ID	NEXT NODE	SEL MODE	SELECTION PARAM	TASK DESCRIPTION
11	PDE462	PDEPOT	SHT462	D		
11	PDE462	DEC462		D		
11	IG1FE9	Q71FE0		I		
11	G4L00	F74L00	G4L01	F	F74L00	MAG. AZIMUTH DETECTOR THIS IS LAUNCH FOR 74000 AREA
11	CALLOM		G4L00	F		
11	CALLS1		104	F		
11	G4L01	RG4KC0	IG1710	E	.091	THIS IS LAUNCH FOR 74000 AREA
11	G4L01	RG4F00	IG1695	E	.330	THIS IS LAUNCH FOR 74000 AREA
11	G4L01	RG4FF0	IG1694	E	.190	THIS IS LAUNCH FOR 74000 AREA
11	G4L01	RG4FS0	IG1696	E	.211	THIS IS LAUNCH FOR 74000 AREA
11	G4L01	RG4FH0	IG1697	E	.178	THIS IS LAUNCH FOR 74000 AREA
11	G4E00	F74E00	G4E01	F	F74E00	LEAD COMPUTING GYRO SYS
11	104		G4E00	F		
11	G4E01	DCRMG7	G4E0A	D		LEAD COMPUTING GYRO SYS
11	G4E0A	CALD60	G4E02	C		LEAD COMPUTING GYRO SYS
11	G4E02	X74E00	G4E03	C	.658	LEAD COMPUTING GYRO SYS
11	G4E03	V74E09		A	.160	LEAD COMPUTING GYRO SYS
11	G4E03	V74E01		A	.500	LEAD COMPUTING GYRO SYS
11	G4E02	T74E00		A	.526	LEAD COMPUTING GYRO SYS
11	G4E02	JDUW23	G4E04	E	.655	LEAD COMPUTING GYRO SYS
11	G4E02	T74E02		E	.815	LEAD COMPUTING GYRO SYS
11	G4E04	JN0T5	G4E05	E	.185	LEAD COMPUTING GYRO SYS
11	G4E05	R74E00	G4E06	D		LEAD COMPUTING GYRO SYS
11	G4E06	V74E02	G4 07	E	.185	LEAD COMPUTING GYRO SYS
11	G4E06	JN00P5	G4E07	E	.815	LEAD COMPUTING GYRO SYS
11	G4E07	JDUW24	IG4E00	D		LEAD COMPUTING GYRO SYS
11	G4E02	H74E00		E	.345	LEAD COMPUTING GYRO SYS
11	IG4E00	LDUMY	IG1689	D		F15 LEAD COMP GYRO 74E80
11	IG1689	LST463	IG4E80	R		F15 LEAD COMP GYRO 74E80
11	IG1689	NRT463	PSEPOT	R		F15 LEAD COMP GYRO 74E80
11	IG1689	LDUMY	IG4E89	D		F15 LEAD COMP GYRO 74E80
11	SHT463	FTS463	NNN463	F	FTS463	
11	NNN463	DC0D27	IG4E82	D		F15 LEAD COMP GYRO 74E80
11	IG4E80	LDUMY	IG4E81	D		F15 LEAD COMP GYRO 74E80
11	IG4E82	CCT501		C		F15 LEAD COMP GYRO 74E80
11	IG4E81	G74E80	IG4E83	D		F15 LEAD COMP GYRO 74E80
11	IG4E83	W74E80	RCT463	E	.700	F15 LEAD COMP GYRO 74E80
11	IG4E83	K74E80	RCT463	E	.130	F15 LEAD COMP GYRO 74E80
11	IG4E83	N74E80	PDE463	E	.170	F15 LEAD COMP GYRO 74E80
11	RCT463	RCTLRU		D		
11	DEC463	DEC463	SHT463	D		
11	PDE463	PDEPOT		D		
11	PDE463	DEC463	SHT463	D		
11	IG4E89	Q74E80		I		F15 LEAD COMP GYRO 74E80
11	G4F00	F74F00	G4F01	F	F74F00	RADAR SET AN/APG-63

(CONTINUED)

AIR FORCE FORM 2711--TASK NETWORK

CARD ID	PRIOR NODE	TASK ID	NEXT NODE	SEL MODE	SELECTION PARAM	TASK DESCRIPTION
11	104	DCRMG7	G4F00	F		RADAR SET AN/APG-63
11	G4F01	CALD60	G4F0A	D		RADAR SET AN/APG-63
11	G4F0A	V74F00	G4F02	C	.166	RADAR SET AN/APG-63
11	G4F02	T74F00		A	.459	RADAR SET AN/APG-63
11	G4F02	JDUW25	G4F03	E	.600	RADAR SET AN/APG-63
11	G4F03	T74F01	G4F04	E	.774	RADAR SET AN/APG-63
11	G4F03	JN0TS	G4F04	E	.226	RADAR SET AN/APG-63
11	G4F04	R74F00	G4F05	D		RADAR SET AN/APG-63
11	G4F05	V74F01	G4F06	E	.138	RADAR SET AN/APG-63
11	G4F05	JN00PS	G4F06	E	.862	RADAR SET AN/APG-63
11	G4F06	JDUW26	IG4F00	D		RADAR SET AN/APG-63
11	G4F02	JDUW27	G4F07	E	.033	RADAR SET AN/APG-63
11	G4F07	T74F02	G4F08	E	.333	RADAR SET AN/APG-63
11	G4FC7	JN0TS	G4F08	E	.667	RADAR SET AN/APG-63
11	G4F08	M74F00	G4F09	D		RADAR SET AN/APG-63
11	G4F09	V74F02		A	.042	RADAR SET AN/APG-63
11	G4F02	H74F00		E	.367	RADAR SET AN/APG-63
11	G4F02	X74F00	G4F10	E	.359	RADAR SET AN/APG-63
11	G4F10	V74F03		A	.136	RADAR SET AN/APG-63
11	IG4F00	LDUMMY	IG1690	E	.154	TRANSMITTER, RADAR T-1208/APG-63
11	IG1690	LST464	IG4FA0	R		TRANSMITTER, RADAR T-1208/APG-63
11	IG1690	NRT464	PDEP0T	R		TRANSMITTER, RADAR T-1208/APG-63
11	IG1690	LDUMMY	IG4FA9	D		TRANSMITTER, RADAR T-1208/APG-63
11	SHT464	FTS464	NNN464	F	FTS464	TRANSMITTER, RADAR T-1208/APG-63
11	NNN464	DABD01	IG4FA2	D		TRANSMITTER, RADAR T-1208/APG-63
11	IG4FA0	LDUMMY	IG4FA1	D		TRANSMITTER, RADAR T-1208/APG-63
11	IG4FA2	CABTS1		C		TRANSMITTER, RADAR T-1208/APG-63
11	IG4FA1	G74FA0	IG4FA3	D		TRANSMITTER, RADAR T-1208/APG-63
11	IG4FA3	W74FA0	RCT464	E	.709	TRANSMITTER, RADAR T-1208/APG-63
11	IG4FA3	K74FA0	RCT464	E	.202	TRANSMITTER, RADAR T-1208/APG-63
11	IG4FA3	N74FA0	PDE464	F	.089	TRANSMITTER, RADAR T-1208/APG-63
11	RCT464	RCTLRU	SHT464	D		TRANSMITTER, RADAR T-1208/APG-63
11	RCT464	DEC464		D		TRANSMITTER, RADAR T-1208/APG-63
11	PDE464	PDEP0T		D		TRANSMITTER, RADAR T-1208/APG-63
11	PDE464	DEC464	SHT464	D		TRANSMITTER, RADAR T-1208/APG-63
11	IG4FA9	Q74FA0		I	.100	RECEIVER, RADAR R-1765/APG
11	IG4F00	LDUMMY	IG1691	E		RECEIVER, RADAR R-1765/APG
11	IG1691	LST465	IG4FC0	R		RECEIVER, RADAR R-1765/APG
11	IG1691	NRT465	PDEP0T	R		RECEIVER, RADAR R-1765/APG
11	IG1691	LDUMMY	IG4FC9	D		RECEIVER, RADAR R-1765/APG
11	SHT465	FTS465	NNN465	F	FTS465	RECEIVER, RADAR R-1765/APG
11	NNN465	DMID01	IG4FC2	D		RECEIVER, RADAR R-1765/APG
11	IG4FC0	LDUMMY	IG4FC1	D		RECEIVER, RADAR R-1765/APG
11	IG4FC2	CMTS01		C		RECEIVER, RADAR R-1765/APG

(CONTINUED)

AIR FORCE FORM 2711--TASK NETWORK

CARD ID	PRIOR NODE	TASK ID	NEXT NODE	SEL MODE	SELECTION PARAM	TASK DESCRIPTION
11	IG4FC1	G74FC0	IG4FC3	D		RECEIVER, RADAR R-1765/APG
11	IG4FC3	W74FC0	RCT465	E	.710	RECEIVER, RADAR R-1765/APG
11	IG4FC3	K74FC0	RCT465	E	.170	RECEIVER, RADAR R-1765/APG
11	IG4FC3	N74FC0	PDE465	E	.120	RECEIVER, RADAR R-1765/APG
11	RCT465	RCTLRU		D		
11	RCT465	DEC465	SHT465	D		
11	PDE465	PDEPOT		D		
11	PDE465	DEC465	SHT465	D		
11	IG4FC9	Q74FC0		D		
11	IG4F00	LDUMMY		I	.049	RECEIVER, RADAR R-1765/APG
11	IG1692	LST466	IG1692	E		OSCILLATOR 0-1620/APG-63
11	IG1692	NRT466	IG4FJ0	R		OSCILLATOR 0-1620/APG-63
11	IG1692	LDUMMY	PDEPOT	R		OSCILLATOR 0-1620/APG-63
11	IG1692	LDUMMY	IG4FJ9	D		OSCILLATOR 0-1620/APG-63
11	SHT466	FTS466	NNN466	F		
11	NNN466	DM1D02	IG4FJ2	D		OSCILLATOR 0-1620/APG-63
11	IG4FJ0	LDUMMY	IG4FJ1	D		OSCILLATOR 0-1620/APG-63
11	IG4FJ1	CMTS01		C		
11	IG4FJ1	G74FJ0	IG4FJ3	D		OSCILLATOR 0-1620/APG-63
11	IG4FJ3	W74FJ0	RCT466	E	.790	OSCILLATOR 0-1620/APG-63
11	IG4FJ3	K74FJ0	RCT466	E	.090	OSCILLATOR 0-1620/APG-63
11	IG4FJ3	N74FJ0	PDE466	E	.120	OSCILLATOR 0-1620/APG-63
11	RCT466	RCTLRU		D		
11	RCT466	DEC466	SHT465	D		
11	PDE466	PDEPOT		D		
11	PDE466	DEC466	SHT466	D		
11	IG4FJ9	Q74FJ0		D		
11	IG4F00	LDUMMY		I	.133	OSCILLATOR 0-1620/APG-63
11	IG1693	LST467	IG1693	E		ANTENNA AS-2712/APC (6)
11	IG1693	NRT467	IG4FU0	R		ANTENNA AS-2712/APC (6)
11	IG1693	LDUMMY	PDEPOT	R		ANTENNA AS-2712/APC (6)
11	SHT467	FTS467	IG4FU9	D		ANTENNA AS-2712/APC (6)
11	NNN467	DAAD02	NNN467	F		
11	IG4FU0	LDUMMY	IG4FU2	D		ANTENNA AS-2712/APC (6)
11	IG4FU2	CAATS1	IG4FU1	D		ANTENNA AS-2712/APC (6)
11	IG4FU1	G74FU0		C		
11	IG4FU3	W74FU0	IG4FU3	D		ANTENNA AS-2712/APC (6)
11	IG4FU3	K74FU0	RCT467	E	.800	ANTENNA AS-2712/APC (6)
11	IG4FU3	N74FU0	RCT467	E	.133	ANTENNA AS-2712/APC (6)
11	RCT467	RCTLRU	PDE467	E	.067	ANTENNA AS-2712/APC (6)
11	RCT467	DEC467	SHT467	D		
11	PDE467	PDEPOT		D		
11	PDE467	DEC467	SHT467	D		
11	IG4FU9	Q74FU0		I	.080	ANTENNA AS-2712/APC (6)
11	IG4F00	LDUMMY	IG1694	E		DIG. RADAR TARGET DATA PROC. MX-9098/
11	IG1694	LST468	IG4FF0	R		DIG. RADAR TARGET DATA PROC. MX-9098/

(CONTINUED)

AIR FORCE FORM 2711--TASK NETWORK

CARD ID	PRIOR NODE	TASK ID	NEXT NODE	SEL MODE	SELECTION PARAM	TASK DESCRIPTION
11	IG1694	NRT468	PDEPOT	R		DIG. RADAR TARGET DATA PROC. MX-9098/
11	IG1694	LUNMYY	IG4FF9	D		DIG. RADAR TARGET DATA PROC. MX-9098/
11	SHT468	FTS468	NNN468	F	FTS468	DIG. RADAR TARGET DATA PROC. MX-9098/
11	NNN468	DDSD05	IG4FF2	D		DIG. RADAR TARGET DATA PROC. MX-9098/
11	IG4FF0	LUNMYY	IG4FF1	D		DIG. RADAR TARGET DATA PROC. MX-9098/
11	IG4FF1	CDY501	IG4FF3	C		DIG. RADAR TARGET DATA PROC. MX-9098/
11	IG4FF3	W74FF0	RCT468	D	.530	DIG. RADAR TARGET DATA PROC. MX-9098/
11	IG4FF3	K74FF0	RCT468	E	.210	DIG. RADAR TARGET DATA PROC. MX-9098/
11	IG4FF3	N74FF0	PDE468	E	.260	DIG. RADAR TARGET DATA PROC. MX-9098/
11	RCT468	RCTLRU	SHT468	D		DIG. RADAR TARGET DATA PROC. MX-9098/
11	RCT468	DEC468	SHT468	D		DIG. RADAR TARGET DATA PROC. MX-9098/
11	PDE468	PDEPOT	SHT468	D		DIG. RADAR TARGET DATA PROC. MX-9098/
11	PDE468	DEC468	SHT468	D		DIG. RADAR TARGET DATA PROC. MX-9098/
11	IG4FF9	Q74FF0	SHT468	D		DIG. RADAR TARGET DATA PROC. MX-9098/
11	IG4F00	LUNMYY	IG1695	I	.188	DIG. RADAR TARGET DATA PROC. MX-9098/
11	IG1695	LST469	IG4FQ0	E		RADAR TARGET PROC. MX-9099/APG
11	IG1695	NRT469	PDEPOT	R		RADAR TARGET PROC. MX-9099/APG
11	IG1695	LUNMYY	IG4FQ9	R		RADAR TARGET PROC. MX-9099/APG
11	SHT469	FTS469	NNN469	D		RADAR TARGET PROC. MX-9099/APG
11	NNN469	DMID03	IG4FQ2	F	FTS469	RADAR TARGET PROC. MX-9099/APG
11	IG4FQ0	LUNMYY	IG4FQ1	D		RADAR TARGET PROC. MX-9099/APG
11	IG4FQ1	CMTS01	IG4FQ3	C		RADAR TARGET PROC. MX-9099/APG
11	IG4FQ3	G74FQ0	IG4FQ3	D	.470	RADAR TARGET PROC. MX-9099/APG
11	IG4FQ3	W74FQ0	RCT469	E	.400	RADAR TARGET PROC. MX-9099/APG
11	IG4FQ3	K74FQ0	RCT469	E	.130	RADAR TARGET PROC. MX-9099/APG
11	IG4FQ3	N74FQ0	PDE469	E		RADAR TARGET PROC. MX-9099/APG
11	RCT469	RCTLRU	SHT469	D		RADAR TARGET PROC. MX-9099/APG
11	RCT469	DEC469	SHT469	D		RADAR TARGET PROC. MX-9099/APG
11	PDE469	PDEPOT	SHT469	D		RADAR TARGET PROC. MX-9099/APG
11	PDE469	DEC469	SHT469	D		RADAR TARGET PROC. MX-9099/APG
11	IG4FQ9	Q74FQ0	SHT469	D		RADAR TARGET PROC. MX-9099/APG
11	IG4F00	LUNMYY	IG1696	I	.117	ANALOG RADAR TAR. DATA PROC. MX-9100/
11	IG1696	LST470	IG4F50	E		ANALOG RADAR TAR. DATA PROC. MX-9100/
11	IG1696	NRT470	PDEPOT	R		ANALOG RADAR TAR. DATA PROC. MX-9100/
11	IG1696	LUNMYY	IG4F59	R		ANALOG RADAR TAR. DATA PROC. MX-9100/
11	SHT470	FTS470	NNN470	D		ANALOG RADAR TAR. DATA PROC. MX-9100/
11	NNN470	DMID04	IG4F52	F	FTS470	ANALOG RADAR TAR. DATA PROC. MX-9100/
11	IG4F50	LUNMYY	IG4F51	D		ANALOG RADAR TAR. DATA PROC. MX-9100/
11	IG4F52	CMTS01	IG4F53	D		ANALOG RADAR TAR. DATA PROC. MX-9100/
11	IG4F51	G74F50	RCT470	C		ANALOG RADAR TAR. DATA PROC. MX-9100/
11	IG4F53	W74F50	RCT470	D	.560	ANALOG RADAR TAR. DATA PROC. MX-9100/
11	IG4F53	K74F50	RCT470	E	.200	ANALOG RADAR TAR. DATA PROC. MX-9100/
11	IG4F53	N74F50	PDE470	E	.240	ANALOG RADAR TAR. DATA PROC. MX-9100/
11	RCT470	RCTLRU	PDE470	E		ANALOG RADAR TAR. DATA PROC. MX-9100/

(CONTINUED)

AIR FORCE FORM 2711--TASK NETWORK

CARD ID	PRIOR NODE	TASK ID	NEXT NODE	SEL MODE	SELECTION PARAM	TASK DESCRIPTION
11	RCT470	DEC470	SHT470	D		
11	PDE470	PDEPOT	SHT470	D		
11	PDE470	DEC470	SHT470	D		
11	IG4FS9	Q74FS0		I		
11	IG4F00	LDUNMY	IG1697	E	.115	ANALOG RADAR TAR. DATA PROC. MX-9100/ POWER SUPPLY PP-6682/APG
11	IG1697	LST471	IG4FH0	R		POWER SUPPLY PP-6682/APG
11	IG1697	NRT471	PDEPOT	R		POWER SUPPLY PP-6682/APG
11	IG1697	LDUNMY	IG4FH9	D		POWER SUPPLY PP-6682/APG
11	SHT471	FTS471	NNN471	F	FTS471	
11	NNN471	DAAD01	IG4FH2	D		POWER SUPPLY PP-6682/APG
11	IG4FH0	LDUNMY	IG4FH1	D		POWER SUPPLY PP-6682/APG
11	IG4FH2	CAATS1		C		POWER SUPPLY PP-6682/APG
11	IG4FH1	IG4FH1		D		POWER SUPPLY PP-6682/APG
11	IG4FH3	IG4FH3	IG4FH3	D		POWER SUPPLY PP-6682/APG
11	IG4FH3	W74FH0	RCT471	E	.560	POWER SUPPLY PP-6682/APG
11	IG4FH3	IG4FH3	RCT471	E	.340	POWER SUPPLY PP-6682/APG
11	IG4FH3	IG4FH3	PDE471	E	.100	POWER SUPPLY PP-6682/APG
11	RCT471	RCTLRU		D		
11	RCT471	DEC471	SHT471	D		
11	PDE471	PDEPOT		D		
11	PDE471	DEC471	SHT471	D		
11	PDE471	DEC471	SHT471	D		
11	IG4FH9	Q74FH0		I		
11	IG4F00	LDUNMY	IG1698	E	.011	POWER SUPPLY PP-6682/APG
11	IG1698	LST472	IG4F01	R		RADAR SET AN/APG-63
11	IG1698	NRT472	PDEPOT	R		RADAR SET AN/APG-63
11	IG4F01	IG4F01	RCTLRU	R	.500	RADAR SET AN/APG-63
11	IG4F01	IG4F01	PDEPOT	E	.500	RADAR SET AN/APG-63
11	IG1698	LDUNMY	PDEPOT	E		RADAR SET AN/APG-63
11	IG1699	LDUNMY	IG1699	D		RADAR SET AN/APG-63
11	IG4F00	Q74F00		I		
11	IG4F00	LDUNMY	IG1700	E	.011	MISC CARDS
11	IG1700	LST473	IG4FG0	R		MISC CARDS
11	IG1700	NRT473	PDEPOT	R		MISC CARDS
11	IG4FG0	JH0307		D		MISC CARDS
11	IG1700	LDUNMY	IG1701	D		MISC CARDS
11	IG1701	Q74FG0		I		MISC CARDS
11	IG4F00	LDUNMY	IG1702	E	.011	DISCRETE INPUT CARD
11	IG1702	LST474	IG4FQC	R		DISCRETE INPUT CARD
11	IG1702	NRT474	IG4FQC	R		DISCRETE INPUT CARD
11	IG4FQC	JN0308	PDEPOT	D		DISCRETE INPUT CARD
11	IG1702	LDUNMY	IG1703	D		DISCRETE INPUT CARD
11	IG1703	Q74FQC		I		DISCRETE INPUT CARD
11	IG4F00	LDUNMY	IG1704	E	.011	MISC. VALVES AND CABLES
11	IG1704	LST475	IG4FV0	R		MISC. VALVES AND CABLES
11	IG1704	NRT475	PDEPOT	R		MISC. VALVES AND CABLES
11	IG4FV0	JN0309		D		MISC. VALVES AND CABLES
11	IG1704	LDUNMY	IG1705	D		MISC. VALVES AND CABLES

(CONTINUED)

AIR FORCE FORM 2711--TASK NETWORK

CARD ID	PRIOR NODE	TASK ID	NEXT NODE	SEL MODE	SELECTION PARAM	TASK DESCRIPTION
11	IG1705	Q74FV0	IG1706	I	.020	MISC. VALVES AND CABLES
11	IG4F00	LDUMMY	IG4F99	E		NOC
11	IG1706	LST476	PDEP0T	R		NOC
11	IG1706	NRT476		R		NOC
11	IG4F99	JN0310		D		NOC
11	IG1706	LDUMMY	IG1707	D		NOC
11	IG1707	Q74F99		D		NOC
11	G4J00	F74J00	G4J01	F	F74J00	INDICATOR GROUP OD-60/A
11	104		G4J00	F		
11	G4J01	DCRMG7	G4J00	F		
11	G4J0A	CALD60	G4J0A	D		INDICATOR GROUP OD-60/A
11	G4J02	V74J00	G4J02	C		INDICATOR GROUP OD-60/A
11	G4J02	T74J00		A	.104	INDICATOR GROUP OD-60/A
11	G4J02	JDUM28	G4J03	A	.429	INDICATOR GROUP OD-60/A
11	G4J03	T74J01	G4J04	E	.542	INDICATOR GROUP OD-60/A
11	G4J04	JN0T5	G4J04	E	.882	INDICATOR GROUP OD-60/A
11	G4J04	R74J00	G4J05	E	.118	INDICATOR GROUP OD-60/A
11	G4J05	V74J01	G4J06	D	.059	INDICATOR GROUP OD-60/A
11	G4J05	JN00PS	G4J06	E	.941	INDICATOR GROUP OD-60/A
11	G4J06	JDUM29	IG4J00	D		INDICATOR GROUP OD-60/A
11	G4J02	M74J00		E	.052	INDICATOR GROUP OD-60/A
11	G4J02	H74J00		E	.406	INDICATOR GROUP OD-60/A
11	G4J02	X74J00	G4J07	E	.273	INDICATOR GROUP OD-60/A
11	G4J07	V74J02		A	.095	INDICATOR GROUP OD-60/A
11	IG4J00	LDUMMY	IG1708	A	.667	MULT. AIR NAV. INDICATOR IP-1086/A
11	IG1708	LST477	IG4JAO	E		MULT. AIR NAV. INDICATOR IP-1086/A
11	IG1708	NRT477	PDEP0T	R		MULT. AIR NAV. INDICATOR IP-1086/A
11	IG1708	LDUMMY	IG4JA9	R		MULT. AIR NAV. INDICATOR IP-1086/A
11	SHT477	FTS477	NNN477	D		MULT. AIR NAV. INDICATOR IP-1086/A
11	NNN477	DDSD06	IG4JA2	F	FTS477	
11	IG4JAO	LDUMMY	IG4JA1	D		MULT. AIR NAV. INDICATOR IP-1086/A
11	IG4JA2	CDTS01	IG4JA1	D		MULT. AIR NAV. INDICATOR IP-1086/A
11	IG4JA1	G74JAO	IG4JA3	C		MULT. AIR NAV. INDICATOR IP-1086/A
11	IG4JA3	W74JAO	RCT477	D		MULT. AIR NAV. INDICATOR IP-1086/A
11	IG4JA3	K74JAO	RCT477	U	.570	MULT. AIR NAV. INDICATOR IP-1086/A
11	IG4JA3	N74JAO	PDE477	E	.070	MULT. AIR NAV. INDICATOR IP-1086/A
11	RCT477	RCTLRU	PDE477	E	.360	MULT. AIR NAV. INDICATOR IP-1086/A
11	DEC477	DEC477	SHT477	D		
11	PDE477	PDEP0T	SHT477	D		
11	PDE477	DEC477	SHT477	D		
11	IG4JA9	Q74JAO	IG1709	I	.333	MULT. AIR NAV. INDICATOR IP-1086/A
11	IG4J00	LDUMMY	IG4JCO	E		SIG. DATA PROC. CP-1088/A
11	IG1709	LST478	PDEP0T	R		SIG. DATA PROC. CP-1088/A
11	IG1709	NRT478	PDEP0T	R		SIG. DATA PROC. CP-1088/A
11	IG1709	LDUMMY	IG4JCO	P		SIG. DATA PROC. CP-1088/A
11	IG1709	LDUMMY	IG4JCO	D		SIG. DATA PROC. CP-1088/A

(CONTINUED)

AIR FORCE FORM 2711--TASK NETWORK

CARD ID	PRIOR NODE	TASK ID	NEXT NODE	SEL MODE	SELECTION PARAM	TASK DESCRIPTION
11	SHT478	FTS478	NNN478	F	FTS478	SIG. DATA PROC. CP-1088/A
11	NNN478	DDSD07	IG4JC2	D		SIG. DATA PROC. CP-1088/A
11	IG4JC0	LDUMMY	IG4JC1	D		SIG. DATA PROC. CP-1088/A
11	IG4JC1	CDT501		C		SIG. DATA PROC. CP-1088/A
11	IG4JC2	G74JC0	IG4JC3	D		SIG. DATA PROC. CP-1088/A
11	IG4JC3	W74JC0	RCT478	E	.570	SIG. DATA PROC. CP-1088/A
11	IG4JC3	K74JC0	RCT478	E	.180	SIG. DATA PROC. CP-1088/A
11	IG4JC3	N74JC0	PDE478	E	.250	SIG. DATA PROC. CP-1088/A
11	RCT478	RCTLRU		D		
11	RCT478	DEC478	SHT478	D		
11	PDE478	PDEP0T		D		
11	PDE478	DEC478		D		
11	IG4JC9	Q74JC0	SHT478	I		
11	G4K00	F74K00	G4K01	F	F74K00	SIG. DATA PROC. CP-1088/A
11	104		G4K00	F		HEAD-UP DISPLAY SET AN/AVQ-20
11	G4K01	DCRMG7	G4K00	D		HEAD-UP DISPLAY SET AN/AVQ-20
11	G4K0A	CALD60	G4K0A	D		HEAD-UP DISPLAY SET AN/AVQ-20
11	G4K02	V74K00	G4K02	C		HEAD-UP DISPLAY SET AN/AVQ-20
11	G4K02	T74K00		A	.180	HEAD-UP DISPLAY SET AN/AVQ-20
11	G4K02	JDUM30	G4K03	A	.320	HEAD-UP DISPLAY SET AN/AVQ-20
11	G4K03	T74K01	G4K04	E	.316	HEAD-UP DISPLAY SET AN/AVQ-20
11	G4K03	JNOTS	G4K04	E	.736	HEAD-UP DISPLAY SET AN/AVQ-20
11	G4K04	R74K00	G4K05	E	.264	HEAD-UP DISPLAY SET AN/AVQ-20
11	G4K05	V74K01	G4K06	D		HEAD-UP DISPLAY SET AN/AVQ-20
11	G4K05	JN00PS	G4K06	E	.194	HEAD-UP DISPLAY SET AN/AVQ-20
11	G4K06	JDUM31	G4K06	E	.806	HEAD-UP DISPLAY SET AN/AVQ-20
11	G4K07	JDUM32	IG4K00	D		HEAD-UP DISPLAY SET AN/AVQ-20
11	G4K07	T74K02	G4K07	E	.101	HEAD-UP DISPLAY SET AN/AVQ-20
11	G4K07	JNOTS	G4K08	E	.087	HEAD-UP DISPLAY SET AN/AVQ-20
11	G4K08	M74K00	G4K08	E	.913	HEAD-UP DISPLAY SET AN/AVQ-20
11	G4K09	V74K02	G4K09	D		HEAD-UP DISPLAY SET AN/AVQ-20
11	G4K02	H74K00		A	.130	HEAD-UP DISPLAY SET AN/AVQ-20
11	G4K10	X74K00	G4K10	E	.579	HEAD-UP DISPLAY SET AN/AVQ-20
11	G4K10	V74K03		A	.294	HEAD-UP DISPLAY SET AN/AVQ-20
11	G4K02	JDUM33	G4K11	A	.313	HEAD-UP DISPLAY SET AN/AVQ-20
11	G4K11	T74K03	G4K12	E	.004	HEAD-UP DISPLAY SET AN/AVQ-20
11	G4K12	M74K01	G4K12	D		HEAD-UP DISPLAY SET AN/AVQ-20
11	IG4K00	LDUMMY	IG1710	E	.296	SIG. DATA PROC. CP-1111/AVQ-20
11	IG1710	LST479	IG4KC0	R		SIG. DATA PROC. CP-1111/AVQ-20
11	IG1710	NRT479	PDEP0T	R		SIG. DATA PROC. CP-1111/AVQ-20
11	IG1710	LDUMMY	IG4KC9	D		SIG. DATA PROC. CP-1111/AVQ-20
11	SHT479	FTS479	NNN479	F	FTS479	SIG. DATA PROC. CP-1111/AVQ-20
11	NNN479	DDSD09	IG4KC2	D		SIG. DATA PROC. CP-1111/AVQ-20
11	IG4KC0	LDUMMY	IG4KC1	D		SIG. DATA PROC. CP-1111/AVQ-20
11	IG4KC2	CDT501		C		

(CONTINUED)

AIR FORCE FORM 2711--TASK NETWORK

CARD ID	PRIOR NODE	TASK ID	NEXT NODE	SEL MODE	SELECTION PARAM	TASK DESCRIPTION
11	IG4K1	G74KC0	IG4KC3	D		SIG. DATA PROC. CP-1111/AVQ-20
11	IG4K3	W74KC0	RCT479	E	.570	SIG. DATA PROC. CP-1111/AVQ-20
11	IG4K3	K74KC0	RCT479	E	.260	SIG. DATA PROC. CP-1111/AVQ-20
11	IG4K3	N74KC0	PDE479	E	.170	SIG. DATA PROC. CP-1111/AVQ-20
11	RCT479	RCTLRU	SHT479	D		
11	RCT479	DEC479	SHT479	D		
11	PDE479	PDEPOT	SHT479	D		
11	PDE479	DEC479	SHT479	D		
11	IG4K9	Q74KC0		D		
11	IG4K00	LDUMMY	IG1711	I	.423	SIG. DATA PROC. CP-1111/AVQ-20
11	IG1711	LST480	IG4KA0	R		HEAD-UP DISPLAY UNIT IP-1103/AVQ-20
11	IG1711	NRT480	PDEPOT	R		HEAD-UP DISPLAY UNIT IP-1103/AVQ-20
11	IG1711	LDUMMY	IG4KA9	D		HEAD-UP DISPLAY UNIT IP-1103/AVQ-20
11	SHT480	FTS480	NNN480	F		HEAD-UP DISPLAY UNIT IP-1103/AVQ-20
11	NNN480	DDSD08	IG4KA2	D		HEAD-UP DISPLAY UNIT IP-1103/AVQ-20
11	IG4KA0	LDUMMY	IG4KA1	D		HEAD-UP DISPLAY UNIT IP-1103/AVQ-20
11	IG4KA2	COT501		C		
11	IG4KA1	G74KA0	IG4KA3	D		HEAD-UP DISPLAY UNIT IP-1103/AVQ-20
11	IG4KA3	W74KA0	RCT480	E	.700	HEAD-UP DISPLAY UNIT IP-1103/AVQ-20
11	IG4KA3	K74KA0	RCT480	E	.090	HEAD-UP DISPLAY UNIT IP-1103/AVQ-20
11	IG4KA3	N74KA0	PDE480	E	.210	HEAD-UP DISPLAY UNIT IP-1103/AVQ-20
11	RCT480	RCTLRU	SHT480	D		
11	RCT480	DEC480	SHT480	D		
11	PDE480	PDEPOT	SHT480	D		
11	PDE480	DEC480	SHT480	D		
11	IG4KA9	Q74KA0		I	.254	HEAD-UP DISPLAY UNIT IP-1103/AVQ-20
11	IG4K00	LDUMMY	IG1712	E		CAMERA, MOTION PICTURE
11	IG1712	LST481	IG4KE0	R		CAMERA, MOTION PICTURE
11	IG1712	NRT481	PDEPOT	R		CAMERA, MOTION PICTURE
11	IG1712	LDUMMY	IG4KE9	D		CAMERA, MOTION PICTURE
11	SHT481	FTS481	NNN481	F		CAMERA, MOTION PICTURE
11	NNN481	DICD40	IG4KE2	D		CAMERA, MOTION PICTURE
11	IG4KE0	LDUMMY	IG4KE1	C		CAMERA, MOTION PICTURE
11	IG4KE1	G74KE0	IG4KE3	D		CAMERA, MOTION PICTURE
11	IG4KE3	W74KE0	IG4KE3	E	.730	CAMERA, MOTION PICTURE
11	IG4KE3	K74KE0	RCT481	E	.230	CAMERA, MOTION PICTURE
11	IG4KE3	N74KE0	PDE481	E	.040	CAMERA, MOTION PICTURE
11	RCT481	RCTLRU	SHT481	D		
11	RCT481	DEC481	SHT481	D		
11	PDE481	PDEPOT	SHT481	D		
11	PDE481	DEC481	SHT481	D		
11	IG4KE9	Q74KE0	IG1713	I	.013	CAMERA, MOTION PICTURE
11	IG4K00	LDUMMY	IG4K99	E		NOC
11	IG1713	LST482	IG4K99	R		NOC

(CONTINUED)

AIR FORCE FORM 2711--TASK NETWORK

CARD ID	PRIOR NCDE	TASK ID	NEXT NODE	SEL MODE	SELECTION PARAM	TASK DESCRIPTION
11	IG1713	NRT482	PDEPOT	R		NOC
11	IG4K99	JN0311		D		NOC
11	IG1713	LDUMMY	IG1714	D		NOC
11	IG1714	Q74K99		D		NOC
11	IG4K00	LDUMMY	IG1715	E	.014	CONTROL PANEL ASSY
11	IG1715	LST483	IG4KAP	R		CONTROL PANEL ASSY
11	IG1715	NRT483	PDEPOT	R		CONTROL PANEL ASSY
11	IG4KAP	JN0312	IG1716	D		CONTROL PANEL ASSY
11	IG1715	LDUMMY		D		CONTROL PANEL ASSY
11	IG1716	Q74KAP		I		ARMAMENT CONTROL SET AN/ANG-20
11	IG1716	F75M00	G5M01	F	F75M00	ARMAMENT CONTROL SET AN/ANG-20
11	G5M00		G5M00	F		ARMAMENT CONTROL SET AN/ANG-20
11	104			F		ARMAMENT CONTROL SET AN/ANG-20
11	G5M01	DCRNG7	G5M0A	D		ARMAMENT CONTROL SET AN/ANG-20
11	G5M0A	CALD60	G5M02	C	.546	ARMAMENT CONTROL SET AN/ANG-20
11	G5M02	R75M00	IG5M00	E	.020	ARMAMENT CONTROL SET AN/ANG-20
11	G5M02	W75M00		E	.434	ARMAMENT CONTROL SET AN/ANG-20
11	G5M02	H75M01		E	.500	ARMAMENT CONTROL SET AN/ANG-20
11	IG5M00	LDUMMY	IG5MAD	E		ARMAMENT CONTROL SET AN/ANG-20
11	IG5MAD	LDUMMY	IG1727	D		ARMAMENT CONTROL PANEL C-9358/ANG-20
11	IG1727	LST489	IG5MA1	R		ARMAMENT CONTROL PANEL C-9358/ANG-20
11	IG1727	NRT489	PDEPOT	R		ARMAMENT CONTROL PANEL C-9358/ANG-20
11	SHT489	F75489	NNN489	F	F75489	ARMAMENT CONTROL PANEL C-9358/ANG-20
11	NNN489	DDSD10	IG5MA2	D		ARMAMENT CONTROL PANEL C-9358/ANG-20
11	IG5WA2			D		ARMAMENT CONTROL PANEL C-9358/ANG-20
11	IG5MA1	CDTS01		C		ARMAMENT CONTROL PANEL C-9358/ANG-20
11	IG5MA3	G75MA0	IG5MA3	D	.490	ARMAMENT CONTROL PANEL C-9358/ANG-20
11	IG5MA3	W75MA0	RCT489	E	.170	ARMAMENT CONTROL PANEL C-9358/ANG-20
11	IG5MA3	K75MA0	RCT489	E	.340	ARMAMENT CONTROL PANEL C-9358/ANG-20
11	IG5MA3	N75MA0	PDE489	E		ARMAMENT CONTROL PANEL C-9358/ANG-20
11	RCT489	RCTLRU		D		ARMAMENT CONTROL PANEL C-9358/ANG-20
11	RCT489	DEC489	SHT489	D		ARMAMENT CONTROL PANEL C-9358/ANG-20
11	PDE489	PDEPOT		D		ARMAMENT CONTROL PANEL C-9358/ANG-20
11	PDE489	DEC489	SHT489	D		ARMAMENT CONTROL PANEL C-9358/ANG-20
11	IG1727	LDUMMY	IG1728	D		ARMAMENT CONTROL PANEL C-9358/ANG-20
11	IG1728	Q75MA0		D		ARMAMENT CONTROL PANEL C-9358/ANG-20
11	IG5M00	LDUMMY	IG1729	I	.500	ARMAMENT CONTROL PANEL C-9358/ANG-20
11	IG1729	LST490	IG5MCO	R		ARMAMENT CONTROL PANEL C-9358/ANG-20
11	IG1729	NRT490	PDEPOT	R		ARMAMENT CONTROL PANEL C-9358/ANG-20
11	SHT490	F75490	NNN490	F	F75490	ARMAMENT CONTROL PANEL C-9358/ANG-20
11	NNN490	DDSD11	IG5MC2	D		ARMAMENT CONTROL PANEL C-9358/ANG-20
11	IG1729	LDUMMY	IG5MC9	D		ARMAMENT CONTROL PANEL C-9358/ANG-20
11	IG5MC2	CDTS01		C		ARMAMENT CONTROL PANEL C-9358/ANG-20
11	IG5MCO	G75MCO	IG5MC3	D	.600	ARMAMENT CONTROL PANEL C-9358/ANG-20
11	IG5MC3	W75MCO	RCT490	E	.110	ARMAMENT CONTROL PANEL C-9358/ANG-20
11	IG5MC3	K75MCO	RCT490	E	.290	ARMAMENT CONTROL PANEL C-9358/ANG-20
11	IG5MC3	N75MCO	PDE490	E		ARMAMENT CONTROL PANEL C-9358/ANG-20
11	IG5MC3			E		ARMAMENT CONTROL PANEL C-9358/ANG-20

(CONTINUED)

AIR FORCE FORM 2711--TASK NETWORK

CARD ID	PRIOR NODE	TASK ID	NEXT NODE	SEL NODE	SELECTION PARAM	TASK DESCRIPTION
11	RCT490	RCTLRU	SHT490	D		CONVERTER-PROGRAMMER CV-3080/AMG-20
11	RCT490	DEC490	SHT490	D		INTERFERENCE BLANKER
11	PDE490	PDEPOT		D		INTERFERENCE BLANKER
11	PDE490	DEC490		D		INTERFERENCE BLANKER
11	IG5MC9	Q75MC0		I		INTERFERENCE BLANKER
11	G6C00	F76C00	G6C01	F	F76C00	INTERFERENCE BLANKER
11	104		G6C00	F		INTERFERENCE BLANKER
11	G6C01	DCRMG7	G6C0A	D		INTERFERENCE BLANKER
11	G6C0A	CALD60	G6C0A	D		INTERFERENCE BLANKER
11	G6C02	R76C00	G6C02	C	.060	INTERFERENCE BLANKER
11	G6C02	R76C01	IG6C00	E	.040	INTERFERENCE BLANKER
11	G6C02	M76C00	IG6C00	E	.130	INTERFERENCE BLANKER
11	G6C02	H76C00		E	.770	INTERFERENCE BLANKER
11	IG6C00	LDUANY	IG1754	D		BLANKER, INTERFERENCE MX 9287/A
11	IG1754	LST503	IG6CA0	R		BLANKER, INTERFERENCE MX 9287/A
11	IG1754	NRT503	PDEPOT	R		BLANKER, INTERFERENCE MX 9287/A
11	IG1754	LDUANY	IG6CA9	D		BLANKER, INTERFERENCE MX 9287/A
11	SHT503	FTS503	NNN503	F	FTS503	BLANKER, INTERFERENCE MX 9287/A
11	NNN503	DMID05	IG6CA2	D		BLANKER, INTERFERENCE MX 9287/A
11	IG6CA0	LDUANY	IG6CA1	D		BLANKER, INTERFERENCE MX 9287/A
11	IG6CA2	LDUANY		C		BLANKER, INTERFERENCE MX 9287/A
11	IG6CA1	CMT501	IG6CA3	D		BLANKER, INTERFERENCE MX 9287/A
11	IG6CA3	G76CA0	IG6CA3	D	.580	BLANKER, INTERFERENCE MX 9287/A
11	IG6CA3	W76CA0	RCT503	E	.370	BLANKER, INTERFERENCE MX 9287/A
11	IG6CA3	K76CA0	RCT503	E	.050	BLANKER, INTERFERENCE MX 9287/A
11	IG6CA3	N76CA0	PDE503	E		BLANKER, INTERFERENCE MX 9287/A
11	RCT503	RCTLRU		D		BLANKER, INTERFERENCE MX 9287/A
11	RCT503	DEC503	SHT503	D		BLANKER, INTERFERENCE MX 9287/A
11	PDE503	PDEPOT		D		BLANKER, INTERFERENCE MX 9287/A
11	PDE503	DEC503	SHT503	D		BLANKER, INTERFERENCE MX 9287/A
11	IG6CA9	Q76CA0		I		BLANKER, INTERFERENCE MX 9287/A
11	CALD60	AD6000	AD6004	D		BLANKER, INTERFERENCE MX 9287/A
11	CALD60	BDOWNL	AD6004	D		BLANKER, INTERFERENCE MX 9287/A
11	CALD61	AD6000	AD6004	D		BLANKER, INTERFERENCE MX 9287/A
11	AD6004	FD6000	AD6005	F	FD6000	BLANKER, INTERFERENCE MX 9287/A
11	104		AD6004	F		BLANKER, INTERFERENCE MX 9287/A
11	AD6005	MD6000	AD6006	E	.600	BLANKER, INTERFERENCE MX 9287/A
11	AD6005	AD6000	AD6006	E	.400	BLANKER, INTERFERENCE MX 9287/A
11	AD6006	QD60		D		BLANKER, INTERFERENCE MX 9287/A
11	AD6006	AD60	AD6007	D		BLANKER, INTERFERENCE MX 9287/A
11	AD6007	DD60	AAAG2	E	.320	BLANKER, INTERFERENCE MX 9287/A
11	AD6007	DD60	AAB02	E	.290	BLANKER, INTERFERENCE MX 9287/A
11	AD6007	DD60	AAC02	E	.120	BLANKER, INTERFERENCE MX 9287/A
11	AD6007	DD60	AAE02	E	.270	BLANKER, INTERFERENCE MX 9287/A
11	AAA02	MAAA00		E	.330	CHASIS/BODY/ENCLOSURE/MOBILITY
11	AAA02	MAAA01		E	.080	CHASIS/BODY/ENCLOSURE/MOBILITY

(CONTINUED)

AIR FORCE FORM 2711--TASK NETWORK

CARD ID	PRIOR NODE	TASK ID	NEXT NODE	SEL MODE	SELECTION PARAM	TASK DESCRIPTION
11	AAA02	RAAA00	AAA03	E	.590	CHASIS/BODY/ENCLOSURE/MOBILITY
11	AAA03	SHOP	SAAA00	D		CHASIS/BODY/ENCLOSURE/MOBILITY
11	SAAA00	LAAA02	IAAA00	E	.610	CHASIS/BODY/ENCLOSURE/MOBILITY
11	SAAA00	LDUMMY		E	.390	CHASIS/BODY/ENCLOSURE/MOBILITY
11	IAAA00	WAAA01	RCTLRU	E	.140	CHASIS/BODY/ENCLOSURE/MOBILITY
11	IAAA00	WAAA02	RCTLRU	E	.760	CHASIS/BODY/ENCLOSURE/MOBILITY
11	IAAA00	NAAA00	PDEPOT	E	.100	CHASIS/BODY/ENCLOSURE/MOBILITY
11	AAB02	IAAB00	AAB03	E	.190	D60 ELEC PWR GENERATOR
11	AAB03	MAAB00		D		D60 ELEC PWR GENERATOR
11	AAB02	RAAB00	AAB04	E	.810	D60 ELEC PWR GENERATOR
11	AAB04	SHOP	SAAB00	D		D60 ELEC PWR GENERATOR
11	SAAB00	LAAB02	IAAB00	E	.730	D60 ELEC PWR GENERATOR
11	SAAB00	LDUMMY		E	.270	D60 ELEC PWR GENERATOR
11	IAAB00	WAAB01	RCTLRU	E	.590	D60 ELEC PWR GENERATOR
11	IAAB00	WAAB02	RCTLRU	E	.040	D60 ELEC PWR GENERATOR
11	IAAB00	NAAB00	PDEPOT	E	.370	D60 ELEC PWR GENERATOR
11	AAC02	TAAC00	AAC03	E	.220	D60 ENGINE SYS GEN
11	AAC03	MAAC00		D		D60 ENGINE SYS GEN
11	AAC02	RAAC00	AAC04	E	.780	D60 ENGINE SYS GEN
11	AAC04	SHOP	SAAC00	D		D60 ENGINE SYS GEN
11	SAAC00	J00004	IAAC00	D		D60 ENGINE SYS GEN
11	IAAC00	WAAC00	RCTLRU	E	.930	D60 ENGINE SYS GEN
11	IAAC00	NAAC00	PDEPOT	E	.070	D60 ENGINE SYS GEN
11	AAE02	MAAE00		E	.490	GAS TURBINE ENGINE
11	AAE02	RAAE00	AAE03	E	.510	GAS TURBINE ENGINE
11	AAE03	SHOP	SAAE00	D		GAS TURBINE ENGINE
11	SAAE00	LAAE02	IAAE00	E	.370	GAS TURBINE ENGINE
11	SAAE00	LDUMMY		E	.630	GAS TURBINE ENGINE
11	IAAE00	WAAE01	RCTLRU	E	.560	GAS TURBINE ENGINE
11	IAAE00	NAAE00	PDEPOT	E	.400	GAS TURBINE ENGINE
11	IAAE00	WAAE00	RCTLRU	E	.040	GAS TURBINE ENGINE
11	NF22	FNF200	NF23	F	FNF200	NF2 AGE NTWK
11	104		NF22	F		NF2 AGE NTWK
11	NF23	MNF200		E	.600	NF2 AGE NTWK
11	NF23	ANF200		E	.400	NF2 AGE NTWK
11	NF24	QNF2	NF24	D		NF2 AGE NTWK
11	NF24	DNF2		E	.180	NF2 AGE NTWK
11	NF24	DNF2	AC2A2	E	.130	NF2 AGE NTWK
11	NF24	DNF2	AC2B2	E	.060	NF2 AGE NTWK
11	NF24	DNF2	AC2E2	E	.400	NF2 AGE NTWK
11	NF24	DNF2	AC2F2	E	.180	NF2 AGE NTWK
11	NF24	DNF2	AC2G2	E	.050	NF2 AGE NTWK
11	AC2A2	MAC2A0		E	.570	RUNNING GEAR
11	AC2A2	RAC2A0		E	.430	RUNNING GEAR
11	AC2B2	MAC2B0		E	.500	BODY & BASE

(CONTINUED)

AIR FORCE FORM 2711--TASK NETWORK

CARD ID	PRIOR NODE	TASK ID	NEXT NODE	SEL MODE	SELECTION PARAM	TASK DESCRIPTION
11	AC2B2	RAC2B0	AC2B3	E	.500	BODY & BASE
11	AC2B3	SHOP	SAC2B0	D		BODY & BASE
11	SAC2B0	WAC2B0	RCTLRU	E	.130	BODY & BASE
11	SAC2B0	NAC2B0	PDEP0T	E	.870	BODY & BASE
11	AC2C2	MAC2C0		E	.270	INST PANNEL
11	AC2C2	RAC2C0		E	.640	INST PANNEL
11	AC2C2	AC2C1		E	.090	INST PANNEL
11	AC2E2	RAC2E1	AC2E3	E	.290	ENGINE
11	AC2E2	MAC2E0		E	.670	ENGINE
11	AC2E2	MAC2E1		E	.040	ENGINE
11	AC2E3	SHOP		E		ENGINE
11	SAC2E0	LAC2E1	SAC2E0	D	.00182	ENGINE
11	SAC2E0	LDUNMY	IAC2E1	C	.00150	ENGINE
11	IAC2E1	WAC2E0	RCTLRU	E	.090	ENGINE
11	IAC2E1	IAC2E1	RCTLRU	E	.550	ENGINE
11	IAC2E1	IAC2E1	IAC2E2	E	.360	ENGINE
11	IAC2E2	IAC2E2	PDEP0T	E		ENGINE
11	AC2F2	NAC2F0		D		ENGINE
11	AC2F2	MAC2F0		E	.630	NF2 GENERATOR
11	AC2F4	RAC2F0	AC2F4	E	.370	NF2 GENERATOR
11	SAC2F0	SHOP	SAC2F0	D		NF2 GENERATOR
11	SAC2F0	WAC2F0	RCTLRU	E	.920	NF2 GENERATOR
11	SAC2F0	WAC2F1	RCTLRU	E	.030	NF2 GENERATOR
11	SAC2F0	JAC2F0	IAC2F0	E	.050	NF2 GENERATOR
11	IAC2F0	NAC2F0	PDEP0T	D		NF2 GENERATOR
11	AC2G2	MAC2G2		E	.630	CONTROL BOX
11	AC2G2	RAC2G0		E	.370	CONTROL BOX
11	CALTU	ATTU00	ATTU04	E		HYD MULE
11	ATTU04	FTTU00	ATTU05	F		HYD MULE
11	ATTU04	FTTU00	ATTU04	F		HYD MULE
11	ATTU05	MTTU00		E	.500	HYD MULE
11	ATTU05	ATTU00		E	.500	HYD MULE
11	CICTS1	JBLANK	IC100	D		MANUAL IC TEST STATION
11	CICTS1	JBLANK	IC200	D		MANUAL IC TEST STATION
11	IC100	FICD01	IC101	F	FICD01	DRAWER 1, SYNCHRO TEST PANEL
11	IC101	RICD01	IICD01	D		DRAWER 1, SYNCHRO TEST PANEL
11	IICD01	WICD01	RCTTST	E	.500	DRAWER 1, SYNCHRO TEST PANEL
11	IICD01	KICD01	RCTTST	E	.500	DRAWER 1, SYNCHRO TEST PANEL
11	IICD01	QICD01		D		DRAWER 1, SYNCHRO TEST PANEL
11	IC100	FICD02	IC102	F	FICD02	DRAWER 2, MAN. STIMULUS ASSY.
11	IC102	RICD02	IICD02	F	.500	DRAWER 2, MAN. STIMULUS ASSY.
11	IC102	MICD02		E	.500	DRAWER 2, MAN. STIMULUS ASSY.
11	IICD02	NICD02	PDEP0T	D		DRAWER 2, MAN. STIMULUS ASSY.
11	IICD02	QICD02		D		DRAWER 2, MAN. STIMULUS ASSY.
11	IC100	FICD03	IC103	F	FICD03	DRAWER 3, RELAY GROUP
11	IC103	RICD03	IICD03	E	.500	DRAWER 3, RELAY GROUP

(CONTINUED)

AIR FORCE FORM 2711--TASK NETWORK

CARD ID	PRIOR NODE	TASK ID	NEXT NODE	SEL MODE	SELECTION PARAM	TASK DESCRIPTION
11	IC103	MICD03		E	.500	DRAWER 3, RELAY GROUP
11	IICD03	NICD03	PDEP01	D		DRAWER 3, RELAY GROUP
11	IICD03	QICD03		D		DRAWER 3, RELAY GROUP
11	IC100	FICD04		F	FICD04	DRAWER 4, VARIABLE AC POWER SUPPLY
11	IC104	RICD04	IC104	D		DRAWER 4, VARIABLE AC POWER SUPPLY
11	IICD04	NICD04	PDEP01	D		DRAWER 4, VARIABLE AC POWER SUPPLY
11	IICD04	QICD04		D		DRAWER 4, VARIABLE AC POWER SUPPLY
11	IC100	FICD05		F	FICD05	DRAWER 5, VARIABLE DC POWER SUPPLY
11	IC105	RICD05	IC105	D		DRAWER 5, VARIABLE DC POWER SUPPLY
11	IICD05	NICD05	PDEP01	D		DRAWER 5, VARIABLE DC POWER SUPPLY
11	IICD05	QICD05		D		DRAWER 5, VARIABLE DC POWER SUPPLY
11	IC100	FICD06		F	FICD06	DRAWER 6, AC/DC POWER SUPPLY
11	IC106	RICD06	IC106	D		DRAWER 6, AC/DC POWER SUPPLY
11	IICD06	NICD06	PDEP01	D		DRAWER 6, AC/DC POWER SUPPLY
11	IICD06	QICD06		D		DRAWER 6, AC/DC POWER SUPPLY
11	IC100	FICD07		F	FICD07	DRAWER 7, DIGITAL MULTIMETER
11	IC107	RICD07	IC107	E	.750	DRAWER 7, DIGITAL MULTIMETER
11	IICD07	NICD07	IICD07	E	.250	DRAWER 7, DIGITAL MULTIMETER
11	IICD07	QICD07		E	.500	DRAWER 7, DIGITAL MULTIMETER
11	IC100	FICD08		F	FICD08	DRAWER 7, DIGITAL MULTIMETER
11	IC108	RICD08	IC108	F		DRAWER 8, OSCILLOSCOPE
11	IICD08	NICD08	IICD08	F		DRAWER 8, OSCILLOSCOPE
11	IICD08	QICD08		D		DRAWER 8, OSCILLOSCOPE
11	IC100	FICD09		F	FICD09	DRAWER 8, OSCILLOSCOPE
11	IC109	RICD09	IC109	F		DRAWER 9, MANUAL SIGNAL GENERATOR
11	IICD09	NICD09	IICD09	F		DRAWER 9, MANUAL SIGNAL GENERATOR
11	IICD09	QICD09		D		DRAWER 9, MANUAL SIGNAL GENERATOR
11	IC100	FICD10		F	FICD10	DRAWER 9, MANUAL SIGNAL GENERATOR
11	IC110	RICD10	IC110	F		DRAWER 10, GENERATOR CONTROL UNIT
11	IICD10	NICD10	IICD10	F	.750	DRAWER 10, GENERATOR CONTROL UNIT
11	IICD10	QICD10		E	.250	DRAWER 10, GENERATOR CONTROL UNIT
11	IC200	FICD11		F	FICD11	DRAWER 10, GENERATOR CONTROL UNIT
11	IC200	RICD11	PDEP01	D		DRAWER 10, GENERATOR CONTROL UNIT
11	IC200	NICD11	IC111	F		DRAWER 11, DC MILLIVOLT SIG GENERATOR
11	CNITS1	FICD12	IC112	F	FICD12	ENTIRE I&C TEST STATION
11	CNITS1	MICD12		D		ENTIRE I&C TEST STATION
11	NI100	JBLANK	NI100	D		MANUAL CNI TEST STATION
11	NI100	NICD12	NI200	D		MANUAL CNI TEST STATION
11	NI100	FNID01	NI101	F	FNID01	DRAWER 1, POWER DISTRIBUTION PANEL
11	NI101	RNID01	INID01	D		DRAWER 1, POWER DISTRIBUTION PANEL
11	INID01	NNID01	PDEP01	D		DRAWER 1, POWER DISTRIBUTION PANEL

(CONTINUED)

AIR FORCE FORM 2711--TASK NETWORK

CARD ID	PRIOR NODE	TASK ID	NEXT NODE	SEL MODE	SELECTION PARAM	TASK DESCRIPTION
11	INID01	QNID01		D		DRAWER 1, POWER DISTRIBUTION PANEL
11	NI100	FNID02	NI102	F	FNID02	DRAWER 2, FREQUENCY COUNTER
11	NI102	RNID02	INID02	D		DRAWER 2, FREQUENCY COUNTER
11	INID02	WNID02	RCTTST	E	.500	DRAWER 2, FREQUENCY COUNTER
11	INID02	KNID02	RCTTST	E	.500	DRAWER 2, FREQUENCY COUNTER
11	NI100	QNID03	NI103	F	FNID03	DRAWER 3, DIGITAL MULTIMETER
11	NI103	RNID03	INID03	E	.750	DRAWER 3, DIGITAL MULTIMETER
11	NI103	MNID03	INID03	E	.250	DRAWER 3, DIGITAL MULTIMETER
11	INID03	WNID03	RCTTST	E	.500	DRAWER 3, DIGITAL MULTIMETER
11	INID03	KNID03	RCTTST	E	.500	DRAWER 3, DIGITAL MULTIMETER
11	NI100	QNID04	NI104	D	FNID04	DRAWER 4, OSCILLOSCOPE
11	NI104	RNID04	INID04	F		DRAWER 4, OSCILLOSCOPE
11	INID04	WNID04	RCTTST	D	.500	DRAWER 4, OSCILLOSCOPE
11	INID04	KNID04	RCTTST	E	.500	DRAWER 4, OSCILLOSCOPE
11	NI100	QNID05	NI105	D	FNID05	DRAWER 5, AM/FM SIGNAL GENERATOR
11	NI105	RNID05	INID05	F		DRAWER 5, AM/FM SIGNAL GENERATOR
11	INID05	WNID05	RCTTST	D	.500	DRAWER 5, AM/FM SIGNAL GENERATOR
11	INID05	KNID05	RCTTST	E	.500	DRAWER 5, AM/FM SIGNAL GENERATOR
11	NI100	QNID06	NI106	D	FNID06	DRAWER 6, TACAN CONTROL PANEL
11	NI106	MNID06	INID07	F		DRAWER 6, TACAN CONTROL PANEL
11	NI107	RNID07	NI107	D	FNID07	DRAWER 7, UHF CONTROL PANEL
11	NI107	MNID07	INID07	F		DRAWER 7, UHF CONTROL PANEL
11	INID07	QNID07	PDEPOT	E	.500	DRAWER 7, UHF CONTROL PANEL
11	INID07	KNID07	PDEPOT	E	.500	DRAWER 7, UHF CONTROL PANEL
11	NI100	QNID08	NI108	D	FNID08	DRAWER 8, POWER SUPPLY ASSY.
11	NI108	RNID08	INID08	F		DRAWER 8, POWER SUPPLY ASSY.
11	INID08	MNID08	PDEPOT	D		DRAWER 8, POWER SUPPLY ASSY.
11	INID08	KNID08	PDEPOT	D		DRAWER 8, POWER SUPPLY ASSY.
11	NI100	QNID09	NI109	D	FNID09	DRAWER 9, TACAN TEST SET
11	NI109	RNID09	INID09	F		DRAWER 9, TACAN TEST SET
11	INID09	WNID09	RCTTST	D	.500	DRAWER 9, TACAN TEST SET
11	INID09	KNID09	RCTTST	E	.500	DRAWER 9, TACAN TEST SET
11	INID09	QNID09	NI110	D	FNID10	DRAWER 10, IFF PANEL
11	NI100	FNID10	NI110	F		DRAWER 10, IFF PANEL
11	NI110	MNID10	INID11	D	FNID11	DRAWER 11, CONTROL PANEL (SRI)
11	NI200	FNID11	NI111	F		DRAWER 11, CONTROL PANEL (SRI)
11	NI111	MNID11	INID11	E	.500	DRAWER 11, CONTROL PANEL (SRI)
11	NI111	KNID11	INID11	E	.500	DRAWER 11, CONTROL PANEL (SRI)
11	INID11	MNID11	PDEPOT	D		DRAWER 11, CONTROL PANEL (SRI)
11	INID11	KNID11	PDEPOT	D		DRAWER 11, CONTROL PANEL (SRI)

(CONTINUED)

AIR FORCE FORM 2711--TASK NETWORK

CARD ID	PRIOR NODE	TASK ID	NEXT NODE	SEL MODE	SELECTION PARAM	TASK DESCRIPTION
11	NI200	FNID12	NI112	F	FNID12	DRAWER 12, RF/RMS VOLTMETER
11	NI112	RNID12	INID12	D		DRAWER 12, RF/RMS VOLTMETER
11	INID12	KNID12	RCITST	E	.500	DRAWER 12, RF/RMS VOLTMETER
11	INID12	QNID12	RCITST	E	.500	DRAWER 12, RF/RMS VOLTMETER
11	NI200	FNID13	NI113	F	FNID13	DRAWER 13, ILS TEST SET
11	NI113	RNID13	INID13	D		DRAWER 13, ILS TEST SET
11	INID13	KNID13	RCITST	E	.500	DRAWER 13, ILS TEST SET
11	INID13	QNID13	RCITST	E	.500	DRAWER 13, ILS TEST SET
11	NI200	FNID14	NI114	F	FNID14	DRAWER 14, RADAR TEST SET
11	NI114	RNID14	INID14	D		DRAWER 14, RADAR TEST SET
11	INID14	KNID14	RCITST	E	.500	DRAWER 14, RADAR TEST SET
11	INID14	QNID14	RCITST	E	.500	DRAWER 14, RADAR TEST SET
11	NI200	FNID15	NI115	F	FNID15	ENTIRE CNI TEST STATION
11	NI115	MNID15		D		ENTIRE CNI TEST STATION
11	CAATS1	JBLANK	AA100	D		MANUAL ANTENNA A TEST STATION
11	CAATS1	JBLANK	AA200	D		MANUAL ANTENNA A TEST STATION
11	AA100	FAAD01	AA101	F	FAAD01	DRAWER 1, SERVO SIGNAL GENERATOR
11	AA101	RAAD01	IAAD01	E	.727	DRAWER 1, SERVO SIGNAL GENERATOR
11	AA101	MAAD01	PDEP0T	E	.273	DRAWER 1, SERVO SIGNAL GENERATOR
11	IAAD01	QAAD01		D		DRAWER 1, SERVO SIGNAL GENERATOR
11	AA100	FAAD02	AA102	F	FAAD02	DRAWER 2, POWER SUPPLY ASSY.
11	AA102	RAAD02	IAAD02	D		DRAWER 2, POWER SUPPLY ASSY.
11	IAAD02	QAAD02	PDEP0T	D		DRAWER 2, POWER SUPPLY ASSY.
11	AA100	FAAD03	AA103	F	FAAD03	DRAWER 3, ANTENNA CONT.&DISPLAY PANEL
11	AA103	RAAD03	IAAD03	E	.750	DRAWER 3, ANTENNA CONT.&DISPLAY PANEL
11	AA103	MAAD03	PDEP0T	E	.250	DRAWER 3, ANTENNA CONT.&DISPLAY PANEL
11	IAAD03	QAAD03		D		DRAWER 3, ANTENNA CONT.&DISPLAY PANEL
11	AA100	FAAD04	AA104	F	FAAD04	DRAWER 4, DIGITAL MULTIMETER
11	AA104	RAAD04	IAAD04	E	.667	DRAWER 4, DIGITAL MULTIMETER
11	IAAD04	QAAD04		E	.333	DRAWER 4, DIGITAL MULTIMETER
11	AA104	MAAD04	RCITST	E	.500	DRAWER 4, DIGITAL MULTIMETER
11	IAAD04	KAAD04	RCITST	E	.500	DRAWER 4, DIGITAL MULTIMETER
11	IAAD04	QAAD04		D		DRAWER 4, DIGITAL MULTIMETER
11	AA100	FAAD05	AA105	F	FAAD05	DRAWER 5, OSCILLOSCOPE
11	AA105	RAAD05	IAAD05	D		DRAWER 5, OSCILLOSCOPE
11	IAAD05	QAAD05	RCITST	E	.500	DRAWER 5, OSCILLOSCOPE
11	IAAD05	KAAD05	RCITST	E	.500	DRAWER 5, OSCILLOSCOPE
11	IAAD05	QAAD05		D		DRAWER 5, OSCILLOSCOPE
11	AA100	FAAD06	AA106	F	FAAD06	DRAWER 6, XL SIGNAL GENERATOR

(CONTINUED)

AIR FORCE FORM 2711--TASK NETWORK

CARD ID	PRIOR NODE	TASK ID	NEXT NODE	SEL MODE	SELECTION PARAM	TASK DESCRIPTION
11	AA106	RAAD06	IAAD06	D		DRAWER 6, XL SIGNAL GENERATOR
11	IAAD06	WAAD06	RCTTST	E	.500	DRAWER 6, XL SIGNAL GENERATOR
11	IAAD06	KAAD06	RCTTST	E	.500	DRAWER 6, XL SIGNAL GENERATOR
11	IAAD06	QAAD06		D		DRAWER 6, XL SIGNAL GENERATOR
11	AA100	FAAD07	AA107	F	FAAD07	DRAWER 7, TRANSFER FUNCTION ANALYZER
11	AA107	RAAD07	IAAD07	D		DRAWER 7, TRANSFER FUNCTION ANALYZER
11	IAAD07	WAAD07	RCTTST	E	.500	DRAWER 7, TRANSFER FUNCTION ANALYZER
11	IAAD07	KAAD07	RCTTST	E	.500	DRAWER 7, TRANSFER FUNCTION ANALYZER
11	IAAD07	QAAD07		D		DRAWER 7, TRANSFER FUNCTION ANALYZER
11	AA100	FAAD08	AA108	F	FAAD08	DRAWER 8, LVPS CONT.&DISPLAY PANEL
11	AA108	RAAD08	IAAD08	E	.750	DRAWER 8, LVPS CONT.&DISPLAY PANEL
11	AA108	MAAD08		E	.250	DRAWER 8, LVPS CONT.&DISPLAY PANEL
11	IAAD08	QAAD08	PDEPOT	D		DRAWER 8, LVPS CONT.&DISPLAY PANEL
11	AA100	FAAD09	AA109	F	FAAD09	DRAWER 9, ANTENNA POWER SUPPLY
11	AA109	RAAD09	IAAD09	D		DRAWER 9, ANTENNA POWER SUPPLY
11	IAAD09	QAAD09	PDEPOT	D		DRAWER 9, ANTENNA POWER SUPPLY
11	AA100	FAAD10	AA110	F	FAAD10	DRAWER 10, STATION POWER SUPPLY
11	AA110	RAAD10	IAAD10	D		DRAWER 10, STATION POWER SUPPLY
11	IAAD10	QAAD10	PDEPOT	D		DRAWER 10, STATION POWER SUPPLY
11	AA200	FAAD11	AA111	F	FAAD11	DRAWER 11, LVPS PRIMARY POWER
11	AA111	RAAD11	IAAD11	D		DRAWER 11, LVPS PRIMARY POWER
11	IAAD11	QAAD11	PDEPOT	D		DRAWER 11, LVPS PRIMARY POWER
11	AA200	FAAD12	AA112	F	FAAD12	DRAWER 11, LVPS PRIMARY POWER
11	AA112	MAAD12		D		ENTIRE ANTENNA A TEST STATION
11	CABTS1	JBLANK	AB100	D		ENTIRE ANTENNA A TEST STATION
11	CABTS1	JBLANK	AB200	D		MANUAL ANTENNA B TEST STATION
11	AB100	FABD01	AB101	F	FABD01	DRAWER 1, POWER DISTRIBUTION PANEL
11	AB101	RABD01	IABD01	D		DRAWER 1, POWER DISTRIBUTION PANEL
11	IABD01	NABD01	PDEPOT	D		DRAWER 1, POWER DISTRIBUTION PANEL
11	IABD01	QABD01		D		DRAWER 1, POWER DISTRIBUTION PANEL
11	AB100	FABD02	AB102	F	FABD02	DRAWER 2, XMTR, PULSE GENERATOR
11	AB102	RABD02	IABD02	E	.500	DRAWER 2, XMTR, PULSE GENERATOR
11	AB102	WABD02		E	.500	DRAWER 2, XMTR, PULSE GENERATOR
11	IABD02	KABD02	RCTTST	E	.500	DRAWER 2, XMTR, PULSE GENERATOR
11	IABD02	QABD02	RCTTST	E	.500	DRAWER 2, XMTR, PULSE GENERATOR
11	AB100	FABD03	AJ103	F	FABD03	DRAWER 3, XMTR, CONT.& DISPLAY PANEL
11	AB103	RABD03	IABD03	D		DRAWER 3, XMTR, CONT.& DISPLAY PANEL
11	IABD03	NABD03	PDEPOT	D		DRAWER 3, XMTR, CONT.& DISPLAY PANEL
11	IABD03	QABD03		D		DRAWER 3, XMTR, CONT.& DISPLAY PANEL
11	AB100	FABD04	AB104	F	FABD04	DRAWER 4, XMTR, POWER SUPPLY

AIR FORCE FORM 2711--TASK NETWORK

(CONTINUED)

CARD ID	PRIOR NODE	TASK ID	NEXT NODE	SEL MODE	SELECTION PARAM	TASK DESCRIPTION
11	AB104	RABD04	IABD04	D		DRAWER 4, XMTR, POWER SUPPLY
11	IABD04	NABD04	PDEPOT	D		DRAWER 4, XMTR, POWER SUPPLY
11	IABD04	QABD04		D		DRAWER 4, XMTR, POWER SUPPLY
11	AB100	FABD05	AB105	F	FABD05	DRAWER 5, DIGITAL MULTIMETER
11	AB105	RABD05	IABD05	E	.667	DRAWER 5, DIGITAL MULTIMETER
11	AB105	MABD05		E	.333	DRAWER 5, DIGITAL MULTIMETER
11	IABD05	WABD05	RCTTST	E	.500	DRAWER 5, DIGITAL MULTIMETER
11	IABD05	KABD05	RCTTST	E	.500	DRAWER 5, DIGITAL MULTIMETER
11	IABD05	QABD05		D		DRAWER 5, DIGITAL MULTIMETER
11	AB100	FABD06	AB106	F	FABD06	DRAWER 6, OSCILLOSCOPE
11	AB106	RABD06	IABD06	D		DRAWER 6, OSCILLOSCOPE
11	IABD06	WABD06	RCTTST	E	.500	DRAWER 6, OSCILLOSCOPE
11	IABD06	KABD06	RCTTST	E	.500	DRAWER 6, OSCILLOSCOPE
11	IABD06	QABD06		D		DRAWER 6, OSCILLOSCOPE
11	AB100	FABD07	AB107	F	FABD07	DRAWER 7, HF SPECTRUM ANALYZER
11	AB107	RABD07	IABD07	D		DRAWER 7, HF SPECTRUM ANALYZER
11	IABD07	WABD07	RCTTST	E	.500	DRAWER 7, HF SPECTRUM ANALYZER
11	IABD07	KABD07	RCTTST	E	.500	DRAWER 7, HF SPECTRUM ANALYZER
11	IABD07	QABD07		D		DRAWER 7, HF SPECTRUM ANALYZER
11	AB100	FABD08	AB108	F	FABD08	DRAWER 8, NOISE ANALYZER
11	AB108	RABD08	IABD08	D		DRAWER 8, NOISE ANALYZER
11	IABD08	NABD08	PDEPOT	D		DRAWER 8, NOISE ANALYZER
11	IABD08	QABD08		D		DRAWER 8, NOISE ANALYZER
11	AB100	FABD09	AB109	F	FABD09	DRAWER 9, STATION POWER SUPPLY
11	AB109	RABD09	IABD09	D		DRAWER 9, STATION POWER SUPPLY
11	IABD09	NABD09	PDEPOT	D		DRAWER 9, STATION POWER SUPPLY
11	IABD09	QABD09		D		DRAWER 9, STATION POWER SUPPLY
11	AB100	FABD10	AB110	F	FABD10	DRAWER 10, LF SPECTRUM ANALYZER
11	AB110	RABD10	IABD10	D		DRAWER 10, LF SPECTRUM ANALYZER
11	IABD10	WABD10	RCTTST	E	.500	DRAWER 10, LF SPECTRUM ANALYZER
11	IABD10	KABD10	RCTTST	E	.500	DRAWER 10, LF SPECTRUM ANALYZER
11	IABD10	QABD10		D		DRAWER 10, LF SPECTRUM ANALYZER
11	AB200	FABD11	AB111	F	FABD11	DRAWER 11, XMTR, PRIMARY PWR CONTROL
11	AB111	RABD11	IABD11	D		DRAWER 11, XMTR, PRIMARY PWR CONTROL
11	IABD11	NABD11	PDEPOT	D		DRAWER 11, XMTR, PRIMARY PWR CONTROL
11	IABD11	QABD11		D		ENTIRE ANTENNA B TEST STATION
11	AB200	FABD12	AB112	F	FABD12	ENTIRE ANTENNA B TEST STATION
11	AB112	MABD12		D		AUTO COMPUTER TEST STATION
11	CCTS01	JBLANK	C0100	D		AUTO COMPUTER TEST STATION
11	CCTS01	JBLANK	C0200	D		AUTO COMPUTER TEST STATION
11	CCTS01	JBLANK	C0300	D		AUTO COMPUTER TEST STATION
11	C0100	FCOD01	C0101	F	FCOD01	DRAWER 1, POWER DISTRIBUTION PANEL
11	C0101	RCOD01	ICOD01	E	.900	DRAWER 1, POWER DISTRIBUTION PANEL
11	C0101	MCOD01		E	.100	DRAWER 1, POWER DISTRIBUTION PANEL
11	ICOD01	NCOD01	PDEPOT	D		DRAWER 1, POWER DISTRIBUTION PANEL

AIR FORCE FORM 2711--TASK NETWORK

(CONTINUED)

CARD ID	PRIOR NODE	TASK ID	NEXT NODE	SEL MODE	SELECTION PARAM	TASK DESCRIPTION
11	IC0001	QC0001		D		DRAWER 1, POWER DISTRIBUTION PANEL
11	C0100	FC0002	C0102	F	FC0002	DRAWER 2, AUX B CARD FILE
11	C0102	RC0002	IC0002	D		DRAWER 2, AUX B CARD FILE
11	IC0002	NC0002	PDEPOT	D		DRAWER 2, AUX B CARD FILE
11	C0100	FC0003	C0103	F	FC0003	DRAWER 3, PROG. TRANSFORMER CONVERTER
11	C0103	RC0003	IC0003	E	.250	DRAWER 3, PROG. TRANSFORMER CONVERTER
11	C0103	MC0003		E	.750	DRAWER 3, PROG. TRANSFORMER CONVERTER
11	IC0003	WC0003	RCTTST	E	.500	DRAWER 3, PROG. TRANSFORMER CONVERTER
11	IC0003	KC0003	RCTTST	E	.500	DRAWER 3, PROG. TRANSFORMER CONVERTER
11	IC0003	QC0003		D		DRAWER 3, PROG. TRANSFORMER CONVERTER
11	C0100	FC0004	C0104	F	FC0004	DRAWER 4, WAVEFORM SIGNAL GENERATOR
11	C0104	RC0004	IC0004	D		DRAWER 4, WAVEFORM SIGNAL GENERATOR
11	IC0004	WC0004	RCTTST	E	.500	DRAWER 4, WAVEFORM SIGNAL GENERATOR
11	IC0004	KC0004	RCTTST	E	.500	DRAWER 4, WAVEFORM SIGNAL GENERATOR
11	IC0004	QC0004		D		DRAWER 4, WAVEFORM SIGNAL GENERATOR
11	C0100	FC0005	C0105	F	FC0005	DRAWER 5, PNEUMATIC PRESSURE GENERATOR
11	C0105	RC0005	IC0005	E	.667	DRAWER 5, PNEUMATIC PRESSURE GENERATOR
11	C0105	MC0005		E	.333	DRAWER 5, PNEUMATIC PRESSURE GENERATOR
11	IC0005	WC0005	RCTTST	E	.500	DRAWER 5, PNEUMATIC PRESSURE GENERATOR
11	IC0005	KC0005	RCTTST	E	.500	DRAWER 5, PNEUMATIC PRESSURE GENERATOR
11	IC0005	QC0005		D		DRAWER 5, PNEUMATIC PRESSURE GENERATOR
11	C0100	FC0006	C0106	F	FC0006	DRAWER 6, PNEUMATIC PRESSURE SUPPLY
11	C0105	RC0006	IC0006	D		DRAWER 6, PNEUMATIC PRESSURE SUPPLY
11	IC0006	NC0006	PDEPOT	D		DRAWER 6, PNEUMATIC PRESSURE SUPPLY
11	IC0006	QC0006		D		DRAWER 6, PNEUMATIC PRESSURE SUPPLY
11	C0100	FC0007	C0107	F	FC0007	DRAWER 7, DIA AUX
11	C0107	RC0007	IC0007	D		DRAWER 7, DIA AUX
11	IC0007	NC0007	PDEPOT	D		DRAWER 7, DIA AUX
11	IC0007	QC0007		D		DRAWER 7, DIA AUX
11	C0100	FC0008	C0108	F	FC0008	DRAWER 8, PRECISION POWER SUPPLY
11	C0108	RC0008	IC0008	F	.154	DRAWER 8, PRECISION POWER SUPPLY
11	C0108	MC0008		E	.769	DRAWER 8, PRECISION POWER SUPPLY
11	C0108	HC0008		E	.077	DRAWER 8, PRECISION POWER SUPPLY
11	IC0008	NC0008	PDEPOT	D		DRAWER 8, PRECISION POWER SUPPLY
11	IC0008	QC0008		D		DRAWER 8, PRECISION POWER SUPPLY
11	C0100	FC0009	C0109	F	FC0009	DRAWER 9, TEST STATION POWER SUPPLY
11	C0109	RC0009	IC0009	E	.100	DRAWER 9, TEST STATION POWER SUPPLY
11	C0109	MC0009		E	.900	DRAWER 9, TEST STATION POWER SUPPLY
11	IC0009	NC0009	PDEPOT	D		DRAWER 9, TEST STATION POWER SUPPLY
11	IC0009	QC0009		D		DRAWER 9, TEST STATION POWER SUPPLY
11	C0100	FC0010	C0110	F	FC0010	DRAWER 10, PRECISION SYNCHRO UNIT
11	C0110	RC0010	IC0010	E	.500	DRAWER 10, PRECISION SYNCHRO UNIT
11	C0110	MC0010		E	.250	DRAWER 10, PRECISION SYNCHRO UNIT
11	C0110	HC0010		E	.250	DRAWER 10, PRECISION SYNCHRO UNIT

(CONTINUED)

AIR FORCE FORM 2711--TASK NETWORK

CARD ID	PRIOR NODE	TASK ID	NEXT NODE	SEL MODE	SELECTION PARAM	TASK DESCRIPTION
11	IC0D10	WC0D10	RC1TST	E	.500	DRAWER 10, PRECISION SYNCHRO UNIT
11	IC0D10	KC0D10	RC1TST	E	.500	DRAWER 10, PRECISION SYNCHRO UNIT
11	IC0D10	QC0D10		D		DRAWER 10, PRECISION SYNCHRO UNIT
11	C0200	FC0D11	C0111	F	FC0D11	DRAWER 11, CDDP
11	C0111	RC0D11	IC0D11	E	.500	DRAWER 11, CDDP
11	C0111	MC0D11		E	.500	DRAWER 11, CDDP
11	IC0D11	NC0D11	PDEPOT	D		DRAWER 11, CDDP
11	IC0D11	QC0D11		D		DRAWER 11, CDDP
11	C0200	FC0D12	C0112	F	FC0D12	DRAWER 12, PRINTER
11	C0112	RC0D12	IC0D12	E	.500	DRAWER 12, PRINTER
11	C0112	HC0D12		E	.500	DRAWER 12, PRINTER
11	IC0D12	NC0D12	PDEPOT	D		DRAWER 12, PRINTER
11	IC0D12	QC0D12		D		DRAWER 12, PRINTER
11	C0200	FC0D13	C0113	F	FC0D13	DRAWER 13, DIGITAL MULTIMETER
11	C0113	RC0D13	IC0D13	E	.500	DRAWER 13, DIGITAL MULTIMETER
11	C0113	HC0D13		E	.500	DRAWER 13, DIGITAL MULTIMETER
11	IC0D13	WC0D13	RC1TST	E	.500	DRAWER 13, DIGITAL MULTIMETER
11	IC0D13	KC0D13	RC1TST	E	.500	DRAWER 13, DIGITAL MULTIMETER
11	IC0D13	QC0D13		D		DRAWER 13, DIGITAL MULTIMETER
11	C0200	FC0D14	C0114	F	FC0D14	DRAWER 14, OSCILLOSCOPE
11	C0114	RC0D14	IC0D14	D		DRAWER 14, OSCILLOSCOPE
11	IC0D14	WC0D14	RC1TST	E	.500	DRAWER 14, OSCILLOSCOPE
11	IC0D14	KC0D14	RC1TST	E	.500	DRAWER 14, OSCILLOSCOPE
11	IC0D14	QC0D14		D		DRAWER 14, OSCILLOSCOPE
11	C0200	FC0D16	C0116	F	FC0D16	DRAWER 16, SAMPLING ANALYZER
11	105	C0200	C0200	F		
11	CALLS1		105	F		
11	C0116	RC0D16	IC0D16	E	.500	DRAWER 16, SAMPLING ANALYZER
11	C0116	MC0D16		E	.500	DRAWER 16, SAMPLING ANALYZER
11	IC0D16	WC0D16	RC1TST	E	.500	DRAWER 16, SAMPLING ANALYZER
11	IC0D16	KC0D16	RC1TST	E	.500	DRAWER 16, SAMPLING ANALYZER
11	IC0D16	QC0D16		D		DRAWER 16, SAMPLING ANALYZER
11	C0200	FC0D17	C0117	F	FC0D17	DRAWER 17, DATA COUPLER
11	C0117	RC0D17	IC0D17	E	.500	DRAWER 17, DATA COUPLER
11	C0117	MC0D17		E	.500	DRAWER 17, DATA COUPLER
11	IC0D17	WC0D17	RC1TST	E	.500	DRAWER 17, DATA COUPLER
11	IC0D17	KC0D17	RC1TST	E	.500	DRAWER 17, DATA COUPLER
11	IC0D17	QC0D17		D		DRAWER 17, DATA COUPLER
11	C0200	FC0D18	C0118	F	FC0D18	DRAWER 18, POWER SUPPLY ASSY.
11	C0118	RC0D18	IC0D18	E	.750	DRAWER 18, POWER SUPPLY ASSY.
11	C0118	MC0D18		E	.250	DRAWER 18, POWER SUPPLY ASSY.
11	IC0D18	NC0D18	PDEPOT	D		DRAWER 18, POWER SUPPLY ASSY.
11	IC0D18	QC0D18		D		DRAWER 18, POWER SUPPLY ASSY.
11	C0200	FC0D19	C0119	F	FC0D19	DRAWER 19, ACRPS
11	C0119	RC0D19	IC0D19	D		DRAWER 19, ACRPS

AIR FORCE FORM 2711--TASK NETWORK

(CONTINUED)

CARD ID	PRIOR NODE	TASK ID	NEXT NODE	SEL MODE	SELECTION PARAM	TASK DESCRIPTION
11	IC0D19	NC0D19	PDEP0T	D		DRAWER 19, ACRPS
11	IC0D19	QC0D19		D		DRAWER 19, ACRPS
11	C0200	FC0D20	C0120	F	FC0D20	DRAWER 20, LF COUNTER
11	C0120	RC0D20	IC0D20	E	.500	DRAWER 20, LF COUNTER
11	C0120	HC0D20		E	.500	DRAWER 20, LF COUNTER
11	IC0D20	WC0D20	RCTTST	E	.500	DRAWER 20, LF COUNTER
11	IC0D20	KC0D20	RCTTST	E	.500	DRAWER 20, LF COUNTER
11	IC0D20	QC0D20		D		DRAWER 20, LF COUNTER
11	C0300	FC0D21	C0121	F	FC0D21	DRAWER 21, SWITCHING COMPLEX
11	C0121	RC0D21	IC0D21	E	.500	DRAWER 21, SWITCHING COMPLEX
11	C0121	MC0D21		E	.500	DRAWER 21, SWITCHING COMPLEX
11	IC0D21	WC0D21	RCTTST	E	.500	DRAWER 21, SWITCHING COMPLEX
11	IC0D21	KC0D21	RCTTST	E	.500	DRAWER 21, SWITCHING COMPLEX
11	IC0D21	QC0D21		D		DRAWER 21, SWITCHING COMPLEX
11	C0300	FC0D22	C0122	F	FC0D22	DRAWER 22, DIGITAL INTERFACE ADAPTER
11	C0122	RC0D22	IC0D22	E	.750	DRAWER 22, DIGITAL INTERFACE ADAPTER
11	IC0D22	MC0D22		E	.250	DRAWER 22, DIGITAL INTERFACE ADAPTER
11	IC0D22	WC0D22	PDEP0T	D		DRAWER 22, DIGITAL INTERFACE ADAPTER
11	IC0D22	QC0D22		D		DRAWER 22, DIGITAL INTERFACE ADAPTER
11	C0300	FC0D23	C0123	F	FC0D23	DRAWER 23, SCORSBY TABLE
11	C0123	MC0D23		D		DRAWER 23, SCORSBY TABLE
11	C0300	FC0D24	C0124	F	FC0D24	DRAWER 24, RATE OF TURN SYSTEM
11	C0124	MC0D24		D		DRAWER 24, RATE OF TURN SYSTEM
11	C0300	FC0D25	C0125	F	FC0D25	DRAWER 25, ATTITUDE SIMULATOR
11	C0125	MC0D25		D		DRAWER 25, ATTITUDE SIMULATOR
11	C0300	FC0D26	C0126	F	FC0D26	DRAWER 26, MASS STORAGE UNIT
11	C0126	RC0D26	IC0D26	E	.750	DRAWER 26, MASS STORAGE UNIT
11	C0126	MC0D26		E	.250	DRAWER 26, MASS STORAGE UNIT
11	IC0D26	NC0D26	PDEP0T	D		DRAWER 26, MASS STORAGE UNIT
11	IC0D26	QC0D26		D		DRAWER 26, MASS STORAGE UNIT
11	C0300	FC0D27	C0127	F	FC0D27	ENTIRE COMPUTER TEST STATION
11	C0127	MC0D27		D		AUTO MICROWAVE TEST STATION
11	CMT501	JBLANK	MW100	D		AUTO MICROWAVE TEST STATION
11	CMT501	JBLANK	MW200	D		AUTO MICROWAVE TEST STATION
11	CMT501	JBLANK	MW300	D		AUTO MICROWAVE TEST STATION
11	MW100	FMWD01	MW101	F	FMWD01	DRAWER 1, LRU BLOWER PANEL
11	MW100	FMWD02		D		DRAWER 1, LRU BLOWER PANEL
11	MW102	RMWD02	MW102	F	FMWD02	DRAWER 2, PULSE GENERATOR
11	MW102	RMWD02	IMWD02	E	.750	DRAWER 2, PULSE GENERATOR
11	MW102	RMWD02		E	.250	DRAWER 2, PULSE GENERATOR
11	IMWD02	NMWD02	PDEP0T	D		DRAWER 2, PULSE GENERATOR
11	IMWD02	QMWD02		D		DRAWER 2, PULSE GENERATOR
11	MW100	FMWD03	MW103	F	FMWD03	DRAWER 3, MSSU
11	MW103	RMWD03	IMWD03	E	.462	DRAWER 3, MSSU
11	MW103	RMWD03		E	.308	DRAWER 3, MSSU

(CONTINUED)

AIR FORCE FORM 27-1--TASK NETWORK

CARD ID	PRIOR NODE	TASK ID	NEXT NODE	SEL MODE	SELECTION PARAM	TASK DESCRIPTION
11	MW103	HMWD03		E	.230	DRAWER 3, MSSU
11	IMWD03	HMWD03	PDEPOT	D		DRAWER 3, MSSU
11	IMWD03	QMWD03		D		DRAWER 3, RISSU
11	MW107	FMWD04	MW104	F	FMWD04	DRAWER 4, PHASEMETER
11	MW104	HMWD04	IMWD04	E	.900	DRAWER 4, PHASEMETER
11	MW104	HMWD04		E	.100	DRAWER 4, PHASEMETER
11	IMWD04	WMWD04	RCTTST	E	.500	DRAWER 4, PHASEMETER
11	IMWD04	KNWD04	RCTTST	E	.500	DRAWER 4, PHASEMETER
11	IMWD04	QMWD04		D		DRAWER 4, PHASEMETER
11	MW100	FMWD05	MW105	F	FMWD05	DRAWER 5, IMPEDENCE UNIT
11	MW105	RMWD05	IMWD05	E	.500	DRAWER 5, IMPEDENCE UNIT
11	MW105	MYWD05		F	.500	DRAWER 5, IMPEDENCE UNIT
11	IMWD05	NYWD05	PDEPOT	D		DRAWER 5, IMPEDENCE UNIT
11	IMWD05	OWWD05		D		DRAWER 5, IMPEDENCE UNIT
11	MW100	FMWD06	MW106	F	FMWD06	DRAWER 6, LF COUNTER
11	MW106	RMWD06	IMWD06	E	.500	DRAWER 6, LF COUNTER
11	MW106	HMWD06		E	.500	DRAWER 6, LF COUNTER
11	IMWD06	WNWD06	RCTTST	E	.500	DRAWER 6, LF COUNTER
11	IMWD06	KNWD06	RCTTST	E	.500	DRAWER 6, LF COUNTER
11	IMWD06	QMWD06		E	.500	DRAWER 6, LF COUNTER
11	MW100	FMWD07	MW107	D		DRAWER 6, LF COUNTER
11	MW107	RMWD07	IMWD07	F	FMWD07	DRAWER 7, DIA AUX
11	IMWD07	IMWD07		D		DRAWER 7, DIA AUX
11	IMWD07	QMWD07	PDEPOT	D		DRAWER 7, DIA AUX
11	MW100	FMWD08	MW108	F	FMWD08	DRAWER 8, LRU POWER SUPPLY #2
11	MW108	RMWD08	IMWD08	E	.750	DRAWER 8, LRU POWER SUPPLY #2
11	MW108	HMWD08		E	.250	DRAWER 8, LRU POWER SUPPLY #2
11	IMWD08	NMWD08	PDEPOT	D		DRAWER 8, LRU POWER SUPPLY #2
11	IMWD08	QMWD08		D		DRAWER 8, LRU POWER SUPPLY #2
11	MW100	FMWD09	MW109	F	FMWD09	DRAWER 9, CCDP
11	MW109	RMWD09	IMWD09	E	.500	DRAWER 9, CCDP
11	MW109	HMWD09		E	.500	DRAWER 9, CCDP
11	IMWD09	NMWD09	PDEPOT	D		DRAWER 9, CCDP
11	IMWD09	QMWD09		D		DRAWER 9, CCDP
11	MW100	FMWD10	MW110	F	FMWD10	DRAWER 10, OSCILLOSCOPE
11	MW110	RMWD10	IMWD10	D	.500	DRAWER 10, OSCILLOSCOPE
11	IMWD10	WMWD10	RCTTST	E	.500	DRAWER 10, OSCILLOSCOPE
11	IMWD10	KNWD10	RCTTST	E	.500	DRAWER 10, OSCILLOSCOPE
11	IMWD10	QMWD10		D		DRAWER 10, OSCILLOSCOPE
11	MW200	FMWD11	MW111	F	FMWD11	DRAWER 11, SPECTRUM ANALYZER
11	MW111	RMWD11	IMWD11	E	.800	DRAWER 11, SPECTRUM ANALYZER
11	MW111	HMWD11		E	.200	DRAWER 11, SPECTRUM ANALYZER
11	IMWD11	WMWD11	RCTTST	E	.500	DRAWER 11, SPECTRUM ANALYZER
11	IMWD11	KNWD11	RCTTST	E	.500	DRAWER 11, SPECTRUM ANALYZER
11	IMWD11	QMWD11		E	.500	DRAWER 11, SPECTRUM ANALYZER
11	IMWD11	QMWD11		D		DRAWER 11, SPECTRUM ANALYZER

AIR FORCE FORM 2711--TASK NETWORK

(CONTINUED)

CARD ID	PRIOR NCDE	TASK ID	NEXT NODE	SEL MODE	SELECTION PARAM	TASK DESCRIPTION
11	MW200	FMWD12	MW112	F	FMWD12	DRAWER 12, NOISE ANALYZER
11	MW112	RMWD12	IMWD12	D		DRAWER 12, NOISE ANALYZER
11	IMWD12	WMWD12	RCTTST	E	.500	DRAWER 12, NOISE ANALYZER
11	IMWD12	KMWD12	RCTTST	E	.500	DRAWER 12, NOISE ANALYZER
11	IMWD12	QMWD12		D		DRAWER 12, NOISE ANALYZER
11	MW200	FMWD13	MW113	F	FMWD13	DRAWER 13, X-BAND SIGNAL GENERATOR
11	MW113	RMWD13	IMWD13	E	.500	DRAWER 13, X-BAND SIGNAL GENERATOR
11	MW113	HMWD13		E	.250	DRAWER 13, X-BAND SIGNAL GENERATOR
11	IMWD13	WMWD13	RCTTST	E	.250	DRAWER 13, X-BAND SIGNAL GENERATOR
11	IMWD13	KMWD13	RCTTST	E	.500	DRAWER 13, X-BAND SIGNAL GENERATOR
11	IMWD13	QMWD13		E	.500	DRAWER 13, X-BAND SIGNAL GENERATOR
11	MW200	FMWD14	MW114	D	FMWD14	DRAWER 14, DIGITAL MULTIMETER
11	MW114	RMWD14	IMWD14	F	.500	DRAWER 14, DIGITAL MULTIMETER
11	MW114	HMWD14		E	.500	DRAWER 14, DIGITAL MULTIMETER
11	IMWD14	WMWD14	RCTTST	E	.500	DRAWER 14, DIGITAL MULTIMETER
11	IMWD14	KMWD14	RCTTST	E	.500	DRAWER 14, DIGITAL MULTIMETER
11	IMWD14	QMWD14		E	.500	DRAWER 14, DIGITAL MULTIMETER
11	MW200	FMWD15	MW115	D	FMWD15	DRAWER 15, DIGITAL MULTIMETER
11	MW115	RMWD15	IMWD15	F	.750	DRAWER 15, DIGITAL INTERFACE ADAPTER
11	MW115	HMWD15		E	.250	DRAWER 15, DIGITAL INTERFACE ADAPTER
11	IMWD15	WMWD15	PDEPOT	E		DRAWER 15, DIGITAL INTERFACE ADAPTER
11	IMWD15	KMWD15		D		DRAWER 15, DIGITAL INTERFACE ADAPTER
11	IMWD15	QMWD15		D		DRAWER 15, DIGITAL INTERFACE ADAPTER
11	MW200	FMWD16	MW116	F	FMWD16	DRAWER 16, SAMPLING ANALYZER
11	MW116	RMWD16	IMWD16	E	.500	DRAWER 16, SAMPLING ANALYZER
11	MW116	HMWD16		E	.500	DRAWER 16, SAMPLING ANALYZER
11	IMWD16	WMWD16	RCTTST	E	.500	DRAWER 16, SAMPLING ANALYZER
11	IMWD16	KMWD16	RCTTST	E	.500	DRAWER 16, SAMPLING ANALYZER
11	IMWD16	QMWD16		E	.500	DRAWER 16, SAMPLING ANALYZER
11	MW200	FMWD17	MW117	D	FMWD17	DRAWER 17, DATA COUPLER
11	MW117	RMWD17	IMWD17	F	.500	DRAWER 17, DATA COUPLER
11	MW117	HMWD17		E	.500	DRAWER 17, DATA COUPLER
11	IMWD17	WMWD17	PDEPOT	E		DRAWER 17, DATA COUPLER
11	IMWD17	KMWD17		D		DRAWER 17, DATA COUPLER
11	IMWD17	QMWD17		D		DRAWER 17, DATA COUPLER
11	MW200	FMWD18	MW118	F	FMWD18	DRAWER 18, ACRPS
11	MW118	RMWD18	IMWD18	D		DRAWER 18, ACRPS
11	IMWD18	HMWD18	PDEPOT	D		DRAWER 18, ACRPS
11	IMWD18	WMWD18		D		DRAWER 18, ACRPS
11	IMWD18	KMWD18		D		DRAWER 18, ACRPS
11	IMWD18	QMWD18		D		DRAWER 18, ACRPS
11	MW200	FMWD19	MW119	F	FMWD19	DRAWER 19, HF COUNTER
11	MW119	RMWD19	IMWD19	E	.500	DRAWER 19, HF COUNTER
11	MW119	HMWD19		E	.500	DRAWER 19, HF COUNTER
11	IMWD19	WMWD19	RCTTST	E	.500	DRAWER 19, HF COUNTER
11	IMWD19	KMWD19	RCTTST	E	.500	DRAWER 19, HF COUNTER
11	IMWD19	QMWD19		E	.500	DRAWER 19, HF COUNTER
11	MW200	FMWD20	MW120	D	FMWD20	DRAWER 20, SWITCHING COMPLEX
11				F		

(CONTINUED)

AIR FORCE FORM 2711--TASK NETWORK

CARD ID	PRIOR NODE	TASK ID	NEXT NODE	SEL NODE	SELECTION PARAM	TASK DESCRIPTION
11	MM120	RMWD20	IMWD20	E	.500	DRAWER 20. SWITCHING COMPLEX
11	MM120	MMWD20	E	.500		DRAWER 20. SWITCHING COMPLEX
11	IMWD20	MMWD20	PDEPOT	D		DRAWER 20. SWITCHING COMPLEX
11	IMWD20	QMWD20	D			DRAWER 20. SWITCHING COMPLEX
11	MM300	FMWD21	MM121	F	FMWD21	DRAWER 21. AUX A
11	MM121	RMWD21	IMWD21	E	.100	DRAWER 21. AUX A
11	MM121	MMWD21	E	.900		DRAWER 21. AUX A
11	IMWD21	MMWD21	PDEPOT	D		DRAWER 21. AUX A
11	IMWD21	QMWD21	D			DRAWER 21. AUX A
11	MM300	FMWD22	MM122	F	FMWD22	DRAWER 22. AUX B
11	MM122	RMWD22	IMWD22	D		DRAWER 22. AUX B
11	IMWD22	MMWD22	PDEPOT	D		DRAWER 22. AUX B
11	IMWD22	QMWD22	D			DRAWER 22. AUX B
11	MM300	FMWD23	MM123	F	FMWD23	DRAWER 23. MASS STORAGE UNIT
11	MM123	RMWD23	IMWD23	E	.750	DRAWER 23. MASS STORAGE UNIT
11	MM123	MMWD23	E	.250		DRAWER 23. MASS STORAGE UNIT
11	IMWD23	MMWD23	PDEPOT	D		DRAWER 23. MASS STORAGE UNIT
11	IMWD23	QMWD23	D			DRAWER 23. MASS STORAGE UNIT
11	MM300	FMWD24	MM124	F	FMWD24	DRAWER 24. LRU BLOWER
11	MM124	RMWD24	IMWD24	D		DRAWER 24. LRU BLOWER
11	IMWD24	MMWD24	PDEPOT	D		DRAWER 24. LRU BLOWER
11	IMWD24	QMWD24	D			DRAWER 24. LRU BLOWER
11	MM300	FMWD25	MM125	F	FMWD25	DRAWER 25. IF SIGNAL GENERATOR
11	MM125	RMWD25	IMWD25	E	.429	DRAWER 25. IF SIGNAL GENERATOR
11	MM125	MMWD25	E	.142		DRAWER 25. IF SIGNAL GENERATOR
11	IMWD25	MMWD25	PDEPOT	D		DRAWER 25. IF SIGNAL GENERATOR
11	IMWD25	QMWD25	D			DRAWER 25. IF SIGNAL GENERATOR
11	MM300	FMWD26	MM126	F	FMWD26	DRAWER 25. IF SIGNAL GENERATOR
11	MM126	RMWD26	E	.800		ENTIRE MICROWAVE TEST STATION
11	MM126	MMWD26	E	.200		ENTIRE MICROWAVE TEST STATION
11	COTS01	JBLANK	DP100	D		ENTIRE MICROWAVE TEST STATION
11	COTS01	JBLANK	DP100	D		AUTO DISPLAYS TEST STATION
11	DP100	FDPD01	DP100	F	FDPD01	AUTO DISPLAYS TEST STATION
11	DP101	RDPD01	DP101	F	.500	DRAWER 1. DATA COUPLER
11	DP101	MDPD01	E	.500		DRAWER 1. DATA COUPLER
11	IDPD01	MDPD01	E	.500		DRAWER 1. DATA COUPLER
11	IDPD01	KDPD01	E	.500		DRAWER 1. DATA COUPLER
11	IDPD01	QDPD01	D			DRAWER 1. DATA COUPLER
11	DP100	FDPD02	DP102	F	FDPD02	DRAWER 2. DIGITAL INTERFACE ADAPTER
11	DP100	RDPD02	E	.750		DRAWER 2. DIGITAL INTERFACE ADAPTER
11	DP102	MDPD02	E	.250		DRAWER 2. DIGITAL INTERFACE ADAPTER
11	IDPD02	NDPD02	PDEPOT	D		DRAWER 2. DIGITAL INTERFACE ADAPTER
11	IDPD02	QDPD02	D			DRAWER 2. DIGITAL INTERFACE ADAPTER
11	DP100	FDPD03	C J3	F	FDPD03	DRAWER 3. POWER SUPPLY ASSY. #1

AIR FORCE FORM 2711--TASK NETWORK

(CONTINUED)

CARD ID	PRIOR NODE	TASK ID	NEXT NODE	SEL MODE	SELECTION PARAM	TASK DESCRIPTION
11	DP103	RDPD03	IDPD03	D		DRAWER 3, POWER SUPPLY ASSY. #1
11	IDPD03	NPD03	PDEP0T	D		DRAWER 3, POWER SUPPLY ASSY. #1
11	IDPD03	QDPD03		D		DRAWER 3, POWER SUPPLY ASSY. #1
11	DP100	FDPD04	DP104	F	FDPD04	DRAWER 4, POWER SUPPLY ASSY. #2
11	DP104	RDPD04	IDPD04	D		DRAWER 4, POWER SUPPLY ASSY. #2
11	IDPD04	NPD04	PDEP0T	D		DRAWER 4, POWER SUPPLY ASSY. #2
11	IDPD04	QDPD04		D		DRAWER 4, POWER SUPPLY ASSY. #2
11	DP100	FDPD05	DP105	F	FDPD05	DRAWER 5, LRU BLOWER PANEL
11	DP105	MOPD05		D		DRAWER 5, LRU BLOWER PANEL
11	DP100	FDPD06	DP106	F	FDPD06	DRAWER 6, DIA AUX
11	DP106	RDPD06	IDPD06	D		DRAWER 6, DIA AUX
11	IDPD06	NCPD06	PDEP0T	D		DRAWER 6, DIA AUX
11	IDPD06	QDPD06		D		DRAWER 6, DIA AUX
11	DP100	FDPD07	DP107	F	FDPD07	DRAWER 7, CCDP
11	DP107	RDPD07	IDPD07	E	.500	DRAWER 7, CCDP
11	DP107	MOPD07		E	.500	DRAWER 7, CCDP
11	IDPD07	NDPD07	PDEP0T	D		DRAWER 7, CCDP
11	IDPD07	QDPD07		D		DRAWER 7, CCDP
11	DP100	FDPD08	DP108	F	FDPD08	DRAWER 8, LRU POWER SUPPLY
11	DP108	RDPD08	IDPD08	E	.750	DRAWER 8, LRU POWER SUPPLY
11	DP108	MOPD08		E	.250	DRAWER 8, LRU POWER SUPPLY
11	IDPD08	NPD08	PDEP0T	D		DRAWER 8, LRU POWER SUPPLY
11	IDPD08	QDPD08		D		DRAWER 8, LRU POWER SUPPLY
11	DP100	FDPD09	DP109	F	FDPD09	DRAWER 9, SIGNAL WAVEFORM GENERATOR
11	DP109	RDPD09	IDPD09	E	.750	DRAWER 9, SIGNAL WAVEFORM GENERATOR
11	DP109	MOPD09		E	.250	DRAWER 9, SIGNAL WAVEFORM GENERATOR
11	IDPD09	NDPD09	PDEP0T	D		DRAWER 9, SIGNAL WAVEFORM GENERATOR
11	IDPD09	QDPD09		D		DRAWER 9, SIGNAL WAVEFORM GENERATOR
11	DP100	FDPD10	DP110	F	FDPD10	DRAWER 10, DIGITAL MULTIMETER
11	DP110	RDPD10	IDPD10	E	.500	DRAWER 10, DIGITAL MULTIMETER
11	DP110	MOPD10		E	.500	DRAWER 10, DIGITAL MULTIMETER
11	IDPD10	WDPD10	RCTTST	F	.500	DRAWER 10, DIGITAL MULTIMETER
11	IDPD10	KDPD10	RCTTST	E	.500	DRAWER 10, DIGITAL MULTIMETER
11	IDPD10	QDPD10		D		DRAWER 10, DIGITAL MULTIMETER
11	DP200	RDPD11	DP111	F	FDPD11	DRAWER 11, LF COUNTER
11	DP111	HOPD11	IDPD11	E	.500	DRAWER 11, LF COUNTER
11	DP111	MOPD11		E	.500	DRAWER 11, LF COUNTER
11	IDPD11	WDPD11	RCTTST	E	.500	DRAWER 11, LF COUNTER
11	IDPD11	KDPD11	RCTTST	E	.500	DRAWER 11, LF COUNTER
11	IDPD11	QDPD11		D		DRAWER 11, LF COUNTER
11	DP200	RDPD12	DP112	F	FDPD12	DRAWER 12, IMPEDENCE UNIT
11	DP112	MOPD12	IDPD12	E	.250	DRAWER 12, IMPEDENCE UNIT
11	DP112	MOPD12		E	.750	DRAWER 12, IMPEDENCE UNIT
11	IDPD12	NPD12	PDEP0T	D		DRAWER 12, IMPEDENCE UNIT
11	IDPD12	QDPD12		D		DRAWER 12, IMPEDENCE UNIT

(CONTINUED)

AIR FORCE FORM 2711--TASK NETWORK

CARD ID	PRIOR NODE	TASK ID	NEXT NODE	SEL MODE	SELECTION PARAM	TASK DESCRIPTION
11	DP200	FDPD13	DP113	F	FDPD13	DRAWER 13. PRINTER
11	DP113	RDPD13	IDPD13	E	.500	DRAWER 13. PRINTER
11	DP113	HDPD13		E	.500	DRAWER 13. PRINTER
11	IDPD13	NDPD13	PDEP07	D		DRAWER 13. PRINTER
11	IDPD13	QDPD13		D		DRAWER 13. PRINTER
11	DP200	FDPD14	DP114	F	FDPD14	DRAWER 14. SAMPLING ANALYZER
11	DP114	RDPD14	IDPD14	E	.500	DRAWER 14. SAMPLING ANALYZER
11	DP114	MDPD14		E	.500	DRAWER 14. SAMPLING ANALYZER
11	IDPD14	KDPD14	RCTTST	E	.500	DRAWER 14. SAMPLING ANALYZER
11	IDPD14	QDPD14	RCTTST	E	.500	DRAWER 14. SAMPLING ANALYZER
11	DP200	FDPD15	DP115	F	FDPD15	DRAWER 15. SWITCHING COMPLEX
11	DP115	RDPD15	IDPD15	E	.500	DRAWER 15. SWITCHING COMPLEX
11	DP115	MDPD15		E	.500	DRAWER 15. SWITCHING COMPLEX
11	IDPD15	NDPD15	RCTTST	E	.500	DRAWER 15. SWITCHING COMPLEX
11	IDPD15	KDPD15	RCTTST	E	.500	DRAWER 15. SWITCHING COMPLEX
11	IDPD15	QDPD15		D		DRAWER 15. SWITCHING COMPLEX
11	DP200	FDPD16	DP116	F	FDPD16	DRAWER 16. DISPLAY UNIT TEST ASSY.
11	DP116	MDPD16		F		DRAWER 16. DISPLAY UNIT TEST ASSY.
11	DP200	FDPD17	DP117	F	FDPD17	ENTIRE DISPLAYS TEST STATION
11	DP117	MDPD17		E	.800	ENTIRE DISPLAYS TEST STATION
11	DP117	HDPD17		E	.200	ENTIRE DISPLAYS TEST STATION

LOGISTICS COMPOSITE MODEL - INPUT FORMS FILE
 AIR FORCE FORM 2714--FAILURE CLOCK DECREMENTS

CARD ID	TASK ID	MODE	RESOURCE ID	DECREMENT
14	DCRMT1		F11P00	.192
14			F13H00	.053
14			F14A00	.047
14			F23000	.012
14			F27000	.012
14			F41A00	.038
14			F42A00	.070
14			F44E00	.033
14			F45A00	.120
14			F46E00	.136
14			F51A00	.082
14			F51E00	.123
14			F51L00	1.00
14			F51N00	.057
14			F52A00	.237
14			F57L00	1.00
14			F63L00	1.00
14			F65L00	1.00
14			F65A00	.023
14			F71L00	1.00
14			F71C00	.034
14			F74L00	1.00
14			F74E00	.075
14			F74J00	.024
14			FTSM00	.006
14	DC0001	C	FC0D01	3.22
14			FC0D11	
14			FC0D26	
14			FC0D09	
14			FC0D20	
14			FC0D13	
14			FC0D22	
14			FC0D07	
14			FC0D02	
14			FC0D21	
14			FC0D19	
14			FC0D03	
14			FC0D05	
14			FC0D06	
14			FC0D14	
14			FC0D16	
14			FC0D17	
14			FC0D08	
14			FC0D27	

(CONTINUED)

AIR FORCE FORM 2714--FAILURE CLOCK DECREMENTS

CARD ID	TASK ID	MODE	RESOURCE ID	DECREMENT
14	DC0002	C	FC0001	1.00
14			FC0011	
14			FC0026	
14			FC0009	
14			FC0020	
14			FC0013	
14			FC0002	
14			FC0021	
14			FC0019	
14			FC0014	
14			FC0016	
14			FC0017	
14			FC0008	
14			FC0027	
14	DC0003	C	FC0001	.80
14			FC0011	
14			FC0026	
14			FC0009	
14			FC0013	
14			FC0002	
14			FC0021	
14			FC0019	
14			FC0005	
14			FC0006	
14			FC0008	
14			FC0027	
14	DC0004	C	FC0001	1.50
14			FC0011	
14			FC0026	
14			FC0009	
14			FC0020	
14			FC0013	
14			FC0002	
14			FC0021	
14			FC0019	
14			FC0005	
14			FC0006	
14			FC0008	
14			FC0027	
14	DC0006	C	FC0001	1.00
14			FC0011	
14			FC0026	

(CONTINUED)

AIR FORCE FORM 2714--FAILURE CLOCK DECREMENTS

CARD ID	TASK ID	MODE	RESOURCE ID	DECREMENT
14			FC0D09	
14			FC0D20	
14			FC0D13	
14			FC0D02	
14			FC0D21	
14			FC0D19	
14			FC0D14	
14			FC0D16	
14			FC0D17	
14			FC0D08	
14			FC0D10	
14			FC0D27	
14	DC0D07	C	FC0D01	1.50
14			FC0D11	
14			FC0D26	
14			FC0D09	
14			FC0D13	
14			FC0D02	
14			FC0D21	
14			FC0D05	
14			FC0D06	
14			FC0D08	
14			FC0D27	
14	DC0D08	C	FC0D01	.90
14			FC0D11	
14			FC0D26	
14			FC0D09	
14			FC0D13	
14			FC0D02	
14			FC0D21	
14			FC0D05	
14			FC0D06	
14			FC0D08	
14	DC0D09	C	FC0D01	1.00
14			FC0D11	
14			FC0D26	
14			FC0D09	
14			FC0D13	
14			FC0D02	
14			FC0D21	
14			FC0D19	
14			FC0D08	
14			FC0D23	

(CONTINUED)

AIR FORCE FORM 2714--FAILURE CLOCK DECREMENTS

CARD ID	TASK ID	MODE	RESOURCE ID	DECREMENT
14			FC0D25	
14			FC0D27	
14	DC0D10	C	FC0D01	1.00
14			FC0D11	
14			FC0D26	
14			FC0D09	
14			FC0D13	
14			FC0D02	
14			FC0D21	
14			FC0D19	
14			FC0D08	
14			FC0D27	
14	DC0D11	C	FC0D01	4.46
14			FC0D11	
14			FC0D26	
14			FC0D09	
14			FC0D20	
14			FC0D13	
14			FC0D22	
14			FC0D07	
14			FC0D02	
14			FC0D21	
14			FC0D19	
14			FC0D04	
14			FC0D03	
14			FC0D05	
14			FC0D06	
14			FC0D14	
14			FC0D16	
14			FC0D17	
14			FC0D08	
14			FC0D27	
14	DC0D12	C	FC0D01	5.15
14			FC0D11	
14			FC0D26	
14			FC0D09	
14			FC0D20	
14			FC0D13	
14			FC0D12	
14			FC0D02	
14			FC0D21	
14			FC0D19	
14			FC0D04	
14			FC0D03	
14			FC0D08	

(CONTINUED)

AIR FORCE FORM 2714--FAILURE CLOCK DECREMENTS

CARD ID	TASK ID	MODE	RESOURCE ID	DECREMENT
14			FC0D10	
14			FCCD27	
14	DC0D13	C	FC0D01	5.00
14			FCCD11	
14			FCCD26	
14			FC0D09	
14			FC0D20	
14			FC0D13	
14			FC0D12	
14			FC0D02	
14			FC0D21	
14			FCCD13	
14			FC0D04	
14			FC0D03	
14			FC0D08	
14			FC0D10	
14			FC0D27	
14	DC0D18	C	FC0D01	2.67
14			FC0D11	
14			FCCD26	
14			FC0D09	
14			FC0D20	
14			FC0D13	
14			FC0D02	
14			FC0D21	
14			FC0D19	
14			FC0D04	
14			FCCD14	
14			FC0D16	
14			FC0D17	
14			FC0D08	
14			FC0D27	
14			FC0D01	
14	DC0D20	C	FC0D11	3.28
14			FC0D26	
14			FC0D09	
14			FC0D20	
14			FC0D13	
14			FC0D12	
14			FC0D22	
14			FC0D07	
14			FC0D02	
14			FC0D21	
14			FC0D19	
14			FC0D04	

AD-A127 542

USE OF THE LOGISTICS COMPOSITE MODEL TO EVALUATE
AVIONICS AVAILABILITY(U) AERONAUTICAL SYSTEMS DIV
WRIGHT-PATTERSON AFB OH J J MELARAGNO JUL 81


4/4


UNCLASSIFIED

ASD-TR-81-5028

F/G 15/5

NL





MICROCOPY RESOLUTION TEST CHART
NATIONAL BUREAU OF STANDARDS-1963-A

(CONTINUED)

AIR FORCE FORM 2714--FAILURE CLOCK DECREMENTS

CARD ID	TASK ID	MODE	RESOURCE ID	DECREMENT
14			FC0D14	
14			FC0D16	
14			FC0D17	
14			FC0D27	
14	DC0D21	C	FC0D01	3.53
14			FC0D11	
14			FC0D26	
14			FCCD09	
14			FC0D20	
14			FC0D13	
14			FC0D12	
14			FC0D22	
14			FC0D07	
14			FCCD02	
14			FC0D21	
14			FC0D19	
14			FC0D08	
14			FCCD10	
14			FC0D18	
14			FC0D25	
14			FC0D27	
14	DC0D23	C	FC0D01	3.35
14			FC0D11	
14			FC0D26	
14			FCCD09	
14			FCCD20	
14			FC0D13	
14			FC0D22	
14			FC0D07	
14			FC0D02	
14			FC0D21	
14			FC0D19	
14			FC0D14	
14			FCCD16	
14			FC0D17	
14			FC0D08	
14			FCCD18	
14			FC0D27	
14	DC0D24	C	FC0D01	2.22
14			FC0D11	
14			FC0D26	
14			FCCD09	
14			FC0D20	
14			FC0D13	
14			FC0D22	
14			FC0D07	

(CONTINUED)

AIR FORCE FORM 2714--FAILURE CLOCK DECREMENTS

CARD ID	TASK ID	MODE	RESOURCE ID	DECREMENT
14			FC0D22	
14			FC0D07	
14			FC0D02	
14			FC0D21	
14			FC0D19	
14			FC0D04	
14			FC0D03	
14			FC0D14	
14			FC0D16	
14			FC0D17	
14			FC0D08	
14			FC0D10	
14			FC0D27	
14	DC0D25	C	FC0D01	3.0
14			FC0D11	
14			FC0D26	
14			FC0D09	
14			FC0D13	
14			FC0D02	
14			FC0D21	
14			FC0D19	
14			FC0D04	
14			FC0D03	
14			FC0D08	
14			FC0D10	
14			FC0D27	
14	DC0D26	C	FC0D01	.7
14			FC0D11	
14			FC0D26	
14			FC0D09	
14			FC0D13	
14			FC0D02	
14			FC0D21	
14			FC0D27	
14	DC0D27	C	FC0D01	3.81
14			FC0D11	
14			FC0D26	
14			FC0D09	
14			FC0D20	
14			FC0D13	
14			FC0D22	
14			FC0D07	
14			FC0D02	
14			FC0D21	
14			FC0D19	

(CONTINUED)

AIR FORCE FORM 2714--FAILURE CLOCK DECREMENTS

CARD ID	TASK ID	MODE	RESOURCE ID	DECREMENT
14			FCOD14	
14			FCOD16	
14			FCOD17	
14			FCOD08	
14			FCOD10	
14			FCOD18	
14			FCOD24	
14			FCOD27	
14	DMID01	C	FMWD09	8.54
14			FMWD23	
14			FMWD21	
14			FMWD06	
14			FMWD14	
14			FMWD22	
14			FMWD02	
14			FMWD20	
14			FMWD18	
14			FMWD10	
14			FMWD16	
14			FMWD17	
14			FMWD25	
14			FMWD04	
14			FMWD13	
14			FMWD03	
14			FMWD19	
14			FMWD11	
14			FMWD01	
14			FMWD08	
14			FMWD24	
14			FMWD26	
14			FMWD09	
14			FMWD23	
14			FMWD21	
14			FMWD06	
14			FMWD14	
14			FMWD22	
14			FMWD02	
14			FMWD05	
14			FMWD20	
14			FMWD18	
14			FMWD10	
14			FMWD16	
14			FMWD17	
14			FMWD25	
14			FMWD04	
14	DMID02	C		8.38

(CONTINUED)

AIR FORCE FORM 2714--FAILURE CLOCK DECREMENTS

CARD ID	TASK ID	MODE	RESOURCE ID	DECREMENT
14			FMWD13	
14			FMWD03	
14			FMWD19	
14			FMWD12	
14			FMWD11	
14			FMWD01	
14			FMWD08	
14			FMWD24	
14			FMWD26	
14	DM1003	C	FMWD09	4.23
14			FMWD23	
14			FMWD21	
14			FMWD06	
14			FMWD14	
14			FMWD15	
14			FMWD07	
14			FMWD22	
14			FMWD20	
14			FMWD18	
14			FMWD10	
14			FMWD16	
14			FMWD17	
14			FMWD01	
14			FMWD08	
14			FMWD24	
14			FMWD26	
14	DM1004	C	FMWD09	5.0
14			FMWD23	
14			FMWD21	
14			FMWD14	
14			FMWD15	
14			FMWD07	
14			FMWD22	
14			FMWD02	
14			FMWD05	
14			FMWD20	
14			FMWD10	
14			FMWD16	
14			FMWD17	
14			FMWD25	
14			FMWD04	
14			FMWD03	
14			FMWD12	
14			FMWD01	
14			FMWD08	

(CONTINUED)

AIR FORCE FORM 2714--FAILURE CLOCK DECREMENTS

CARD ID	TASK ID	MODE	RESOURCE ID	DECREMENT
14			FMWD24	
14			FMWD26	
14	DMID05	C	FMWD09	2.42
14			FMWD23	
14			FMWD21	
14			FMWD06	
14			FMWD14	
14			FVWD22	
14			FMWD02	
14			FMWD05	
14			FMWD20	
14			FMWD18	
14			FMWD10	
14			FMWD16	
14			FMWD17	
14			FMWD26	
14	00SD01	C	FDPD07	1.5
14			FDPD11	
14			FDPD10	
14			FDPD13	
14			FDPD12	
14			FDPD15	
14			FDPD14	
14			FCPD01	
14			FDPD08	
14			FDPD09	
14			FDFD04	
14			FDPD17	
14	00SD02	C	FDPD07	2.1
14			FDPD11	
14			FDPD10	
14			FDPD13	
14			FDPD02	
14			FDPD06	
14			FDPD12	
14			FDPD15	
14			FDPD14	
14			FDFD01	
14			FDPD08	
14			FDPD09	
14			FDPD04	
14	00SD03	C	FDPD17	2.1
14			FDPD07	
14			FDPD11	
14			FDPD10	

(CONTINUED)

AIR FORCE FORM 2714--FAILURE CLOCK DECREMENTS

CARD ID	TASK ID	MODE	RESOURCE ID	DECREMENT
14			FDPD13	
14			FDPD02	
14			FDPD06	
14			FDPD12	
14			FDPD15	
14			FDPD14	
14			FDPD01	
14			FCD08	
14			FDPD04	
14			FDPD17	
14	00SD04	C	FDPD07	2.58
14			FDPD11	
14			FDPD10	
14			FDPD13	
14			FDPD02	
14			FDPD06	
14			FDPD15	
14			FDPD14	
14			FDPD01	
14			FDPD08	
14			FDPD05	
14			FDPD17	
14	00SD05	C	FDPD07	3.55
14			FDPD11	
14			FDPD10	
14			FDPD13	
14			FDPD02	
14			FDPD06	
14			FDPD15	
14			FDPD03	
14			FDPD14	
14			FCD01	
14			FDPD08	
14			FDPD05	
14			FDPD17	
14	00SD06	C	FDPD07	6.07
14			FDPD11	
14			FDPD10	
14			FDPD13	
14			FDPD12	
14			FDPD15	
14			FDPD14	
14			FDPD01	
14			FDPD09	
14			FDPD05	

(CONTINUED)

AIR FORCE FORM 2714--FAILURE CLOCK DECREMENTS

CARD ID	TASK ID	MODE	RESOURCE ID	DECREMENT
14			FDPD04	
14			FDPD16	
14			FDPD17	
14	DDSD07	C	FDPD07	4.0
14			FDPD11	
14			FDPD10	
14			FDPD13	
14			FDPD02	
14			FDPD06	
14			FDPD12	
14			FDPD15	
14			FCPD05	
14			FDPD17	
14	DDSD08	C	FCPD07	9.81
14			FDPD11	
14			FDPD10	
14			FDPD13	
14			FDPD15	
14			FCPD03	
14			FDPD08	
14			FDPD09	
14			FCPD05	
14			FDPD04	
14			FDPD16	
14			FDPD17	
14	DDSD09	C	FCPD07	2.48
14			FDPD11	
14			FDPD10	
14			FDPD13	
14			FDPD02	
14			FCPD06	
14			FCPD12	
14			FDPD15	
14			FDPD14	
14			FDPD01	
14			FDPD08	
14			FCPD05	
14			FCPD04	
14			FDPD17	
14	DDSD10	C	FCPD07	2.68
14			FDPD11	
14			FDPD10	
14			FDPD13	
14			FDPD15	
14			FDPD08	

(CONTINUED)

AIR FORCE FORM 2714--FAILURE CLOCK DECREMENTS

CARD ID	TASK ID	MODE	RESOURCE ID	DECREMENT
14			FDPD04	
14			FDPD17	
14	DDSD11	C	FDPD07	4.7
14			FDPD11	
14			FDPD10	
14			FDPD13	
14			FDPD02	
14			FDPD06	
14			FDPD12	
14			FDPD15	
14			FDPD14	
14			FDPD01	
14			FDPD08	
14			FDPD09	
14			FDPD05	
14			FDPD04	
14			FDPD17	
14	DICD02	C	FICD07	1.00
14			FICD03	
14			FICD05	
14			FICD02	
14			FICD06	
14			FSIC01	
14	DICD03	C	FICD12	2.0
14			FICD07	
14			FICD03	
14			FICD08	
14			FICD02	
14			FICD06	
14			FICD12	
14			FSIC01	
14	DICD04	C	FICD07	1.58
14			FICD03	
14			FICD02	
14			FICD12	
14			FSIC01	
14	DICD05	C	FICD07	1.0
14			FICD03	
14			FICD02	
14			FICD06	
14			FICD12	
14			FSIC01	
14	DICD06	C	FICD07	1.0
14			FICD03	
14			FICD08	

(CONTINUED)

AIR FORCE FORM 2714--FAILURE CLOCK DECREMENTS

CARD ID	TASK ID	MODE	RESOURCE ID	DECREMENT
14			FICD02	
14			FICD06	
14			FICD12	
14			FSIC01	
14	DICD07	C	FICD07	1.00
14			FICD03	
14			FICD02	
14			FICD06	
14			FICD11	
14			FICD12	
14			FSIC01	
14	DICD08	C	FICD01	1.0
14			FICD07	
14			FICD03	
14			FICD06	
14			FICD12	
14			FSIC01	
14	DICD09	C	FICD01	1.00
14			FICD07	
14			FICD03	
14			FICD02	
14			FICD06	
14			FICD12	
14			FSIC01	
14	DICD10	C	FICD01	1.50
14			FICD07	
14			FICD03	
14			FICD02	
14			FICD06	
14			FICD04	
14			FICD12	
14			FSIC01	
14	DICD13	C	FICD10	4.0
14			FICD01	
14			FICD07	
14			FICD03	
14			FICD05	
14			FICD08	
14			FICD09	
14			FICD02	
14			FICD06	
14			FICD12	
14			FSIC01	
14	DICD17	C	FICD07	2.1
14			FICD03	

(CONTINUED)

AIR FORCE FORM 2714--FAILURE CLOCK DECREMENTS

CARD ID	TASK ID	MODE	RESOURCE ID	DECREMENT
14			FICD12	
14			FSIC01	
14	DICD26	C	FICD01	1.16
14			FICD07	
14			FICD03	
14			FICD02	
14			FICD06	
14			FICD12	
14			FSIC01	
14	DICD28	C	FICD07	1.00
14			FICD03	
14			FICD05	
14			FICD08	
14			FICD02	
14			FICD06	
14			FICD12	
14			FSIC01	
14	DICD29	C	FICD07	3.28
14			FICD03	
14			FICD08	
14			FICD09	
14			FICD02	
14			FICD06	
14			FICD12	
14			FSIC01	
14	DICD30	C	FICD07	2.5
14			FICD03	
14			FICD06	
14			FICD12	
14			FSIC01	
14	DICD31	C	FICD07	4.1
14			FICD03	
14			FICD08	
14			FICD02	
14			FICD06	
14			FICD12	
14			FSIC01	
14	DICD32	C	FICD01	5.26
14			FICD07	
14			FICD03	
14			FICD05	
14			FICD08	
14			FICD09	
14			FICD02	

(CONTINUED)

AIR FORCE FORM 2714--FAILURE CLOCK DECREMENTS

CARD ID	TASK ID	MODE	RESOURCE ID	DECREMENT
14			FICD12	
14			FSIC01	
14	DICD33	C	FICD07	3.0
14			FICD03	
14			FICD08	
14			FICD02	
14			FICD06	
14			FICD12	
14			FSIC01	
14	DICD34	C	FICD07	1.25
14			FICD03	
14			FSIC02	
14			FICD12	
14			FSIC01	
14	DICD35	C	FICD07	2.0
14			FICD03	
14			FICD05	
14			FICD08	
14			FICD09	
14			FICD02	
14			FICD06	
14			FICD12	
14			FSIC01	
14	DICD36	C	FICD07	1.4
14			FICD03	
14			FICD02	
14			FICD06	
14			FICD12	
14			FSIC01	
14	DICD38	C	FICD07	1.00
14			FICD03	
14			FICD05	
14			FICD02	
14			FICD06	
14			FICD12	
14			FSIC01	
14	DICD40	C	FICD07	3.5
14			FICD03	
14			FICD05	
14			FICD08	
14			FICD09	
14			FICD02	
14			FICD06	
14			FICD12	
14			FSIC01	

(CONTINUED)

AIR FORCE FORM 2714--FAILURE CLOCK DECREMENTS

CARD ID	TASK ID	MODE	RESOURCE ID	DECREMENT
14	DCND01	C	FNID01	7.28
14			FNID03	
14			FNID04	
14			FNID05	
14			FNID11	
14			FNID08	
14			FNID02	
14			FNID12	
14			FNID07	
14			FNID15	
14			FSCN11	
14	DCND03	C	FNID01	5.2
14			FNID03	
14			FNID04	
14			FNID05	
14			FNID11	
14			FNID08	
14			FNID02	
14			FNID12	
14			FNID07	
14			FNID15	
14			FSCN11	
14	DCND04	C	FNID01	7.23
14			FNID03	
14			FNID11	
14			FNID08	
14			FNID02	
14			FNID14	
14			FSCN11	
14			FNID15	
14	DCND05	C	FNID01	9.45
14			FNID10	
14			FNID03	
14			FNID11	
14			FNID08	
14			FNID12	
14			FNID14	
14			FNID15	
14			FSCN11	
14	DCND08	C	FNID01	2.2
14			FNID13	
14			FNID03	
14			FNID04	
14			FNID11	
14			FNID08	

AIR FORCE FORM 2714--FAILURE CLOCK DECREMENTS (CONTINUED)

CARD ID	TASK ID	MODE	RESOURCE ID	DECREMENT
----	----	----	-----	-----
14			FNID12	
14			FNID15	
14			FSCN11	
14	DCND10	C	FNID01	4.63
14			FNID06	
14			FNID09	
14			FNID03	
14			FNID04	
14			FNID11	
14			FNID08	
14			FNID02	
14			FNID15	
14			FSCN11	
14	DCND11	C	FNID01	2.90
14			FNID05	
14			FNID07	
14			FNID03	
14			FNID04	
14			FNID11	
14			FNID08	
14			FNID02	
14			FNID15	
14			FSCN11	
14	DAAD01	C	FAAD01	4.6
14			FAAD04	
14			FAAD05	
14			FAAD07	
14			FAAD08	
14			FAAD11	
14			FAAD12	
14			FSAAC1	
14	DAAD02	C	FAAD03	6.8
14			FAAD01	
14			FAAD06	
14			FAAD04	
14			FAAD10	
14			FAAD05	
14			FAAD07	
14			FAAD08	
14			FAAD09	
14			FAAD02	
14			FAAD12	
14			FSAAC1	
14	DAAD01	C	FABD01	7.88

(CONTINUED)

AIR FORCE FORM 2714--FAILURE CLOCK DECREMENTS

CARD ID	TASK ID	MODE	RESOURCE ID	DECREMENT
14			FABD05	
14			FAED06	
14			FAED04	
14			FABD08	
14			FSAB04	
14			FABD07	
14			FABD10	
14			FAED11	
14			FABD09	
14			FABD02	
14			FABD03	
14			FAED12	
14	BLOGUN		FSCGUN	937.00
14			FSGUN7	937.00
14			FSGUN0	937.00
14	DCRD60		FDJUM60	1.00
14			FJUM62	1.00
14			HDJUM60	1.00
14			HDJUM62	1.00
14			FD6000	.70
14	DCRMG7		FD6000	.20
14	DCRMG2		FD6000	.30
14	DCRMG3		FD6000	.30
14	DCRMH7		FTTU00	.70
14	DCRMT5	C	FSAA01	1.00
14			FSAA02	
14			FSAB01	
14			FSAB03	
14			FSAB10	
14			FSAB18	
14			F11P00	
14	DCRMT2		F12A00	.808
14			F13F00	1.00
14			F13M00	1.00
14			F14A00	.947
14			F23000	.953
14			F27000	.988
14			F41A00	.988
14			F42A00	.962
14			F43E00	.930
14			F45A00	.967
14			F46E00	.880
14			F51A00	.864
14			F51E00	.918
14			F51M00	.877
14			F51N00	1.00
14				.943

(CONTINUED)

AIR FORCE FORM 2714--FAILURE CLOCK DECREMENTS

CARD ID	TASK ID	MODE	RESOURCE ID	DECREMENT
14			F52A00	.763
14			F55A00	1.00
14			F55B00	1.00
14			F55C00	1.00
14			F57A00	.966
14			F63A00	.941
14			F63B00	.953
14			F65A00	.977
14			F65B00	1.00
14			F71A00	.911
14			F71B00	1.00
14			F71C00	.966
14			F71D00	.976
14			F71F00	.957
14			F74E00	.925
14			F74F00	.975
14			F74J00	.976
14			F74K00	.962
14			F75M00	.994
14			F76C00	1.00
14			FNF200	1.00
14	DEC129		FTS129	1.0
14	DEC131		FTS131	1.0
14	DEC171		FTS171	1.0
14	DEC177		FTS177	1.0
14	DEC179		FTS179	1.0
14	DEC180		FTS180	1.0
14	DEC190		FTS190	1.0
14	DEC205		FTS205	1.0
14	DEC206		FTS206	1.0
14	DEC234		FTS234	1.0
14	DEC235		FTS235	1.0
14	DEC236		FTS236	1.0
14	DEC263		FTS263	1.0
14	DEC267		FTS267	1.0
14	DEC274		FTS274	1.0
14	DEC296		FTS296	1.0
14	DEC326		FTS326	1.0
14	DEC327		FTS327	1.0
14	DEC332		FTS332	1.0
14	DEC385		FTS385	1.0
14	DEC393		FTS393	1.0
14	DEC802		FTS802	1.0
14	DEC414		FTS414	1.0
14	DEC415		FTS415	1.0

(CONTINUED)

AIR FORCE FORM 2714--FAILURE CLOCK DECREMENTS

CARD ID ----	TASK ID ----	MODE ----	RESOURCE ID -----	DECREMENT -----
14	DEC416		FTS416	1.0
14	DEC417		FTS417	1.0
14	DEC418		FTS418	1.0
14	DEC419		FTS419	1.0
14	DEC420		FTS420	1.0
14	DEC421		FTS421	1.0
14	DEC422		FTS422	1.0
14	DEC424		FTS424	1.0
14	DEC428		FTS428	1.0
14	DEC429		FTS429	1.0
14	DEC430		FTS430	1.0
14	DEC431		FTS431	1.0
14	DEC433		FTS433	1.0
14	DEC434		FTS434	1.0
14	DEC435		FTS435	1.0
14	DEC437		FTS437	1.0
14	DEC438		FTS438	1.0
14	DEC439		FTS439	1.0
14	DEC442		FTS442	1.0
14	DEC444		FTS444	1.0
14	DEC445		FTS445	1.0
14	DEC446		FTS446	1.0
14	DEC447		FTS447	1.0
14	DEC448		FTS448	1.0
14	DEC449		FTS449	1.0
14	DEC450		FTS450	1.0
14	DEC451		FTS451	1.0
14	DEC453		FTS453	1.0
14	DEC454		FTS454	1.0
14	DEC455		FTS455	1.0
14	DEC457		FTS457	1.0
14	DEC459		FTS459	1.0
14	DEC459		FTS459	1.0
14	DEC460		FTS460	1.0
14	DEC461		FTS461	1.0
14	DEC462		FTS462	1.0
14	DEC463		FTS463	1.0
14	DEC464		FTS464	1.0
14	DEC465		FTS465	1.0
14	DEC466		FTS466	1.0
14	DEC467		FTS467	1.0
14	DEC468		FTS468	1.0
14	DEC469		FTS469	1.0
14	DEC470		FTS470	1.0
14	DEC471		FTS471	1.0

AIR FORCE FORM 2714--FAILURE CLOCK DECREMENTS
(CONTINUED)

CARD ID	TASK ID	MODE	RESOURCE ID	DECREMENT
----	----	----	-----	-----
14	DEC477		FTS477	1.0
14	DEC478		FTS478	1.0
14	DEC479		FTS479	1.0
14	DEC480		FTS480	1.0
14	DEC481		FTS481	1.0
14	DEC489		FTS489	1.0
14	DEC490		FTS490	1.0
14	DEC503		FTS503	1.0

AIR FORCE FORM 2716--SHIFT CHANGE POLICIES (CONTINUED)

CARD ID	REP CODE	RESOURCE	1	2	3	4	5	6	7	8	9	10	11	12	13	14	COMMENTS
16		1L175	200	200	200												
16		1L176	200	200	200												
16		1L177	200	200	200												
16		1L178	200	200	200												
16		1L179	200	200	200												
16		1L180	200	200	200												
16		1L181	200	200	200												
16		1L182	200	200	200												
16		1L183	200	200	200												
16		1L184	200	200	200												
16		1L185	200	200	200												
16		1L186	200	200	200												
16		1L187	200	200	200												
16		1L188	200	200	200												
16		1L189	200	200	200												
16		1L190	200	200	200												
16		1L191	200	200	200												
16		1L203	200	200	200												
16		1L205	200	200	200												
16		1L206	200	200	200												
16		1L207	200	200	200												
16		1L234	200	200	200												
16		1L235	200	200	200												
16		1L236	200	200	200												
16		1L261	200	200	200												
16		1L262	200	200	200												
16		1L263	200	200	200												
16		1L264	200	200	200												
16		1L265	200	200	200												
16		1L266	200	200	200												
16		1L267	200	200	200												
15		1L268	200	200	200												
16		1L269	200	200	200												
16		1L270	200	200	200												
16		1L271	200	200	200												
16		1L272	200	200	200												
16		1L273	200	200	200												
16		1L274	200	200	200												
16		1L275	200	200	200												
16		1L276	200	200	200												
16		1L277	200	200	200												
16		1L278	200	200	200												
16		1L279	200	200	200												
16		1L280	200	200	200												
16		1L281	200	200	200												

AIR FORCE FORM 2716--SWIFT CHANGE POLICIES (CONTINUED)

CARD ID	CODE	REP NO.	RESOURCE	SHIFT DURATION / AUTHORITY / ACTIONS														COMMENTS	
				1	2	3	4	5	6	7	8	9	10	11	12	13	14		
16			1L282	200	200	200	200	200	200	200	200	200	200	200	200	200	200	200	
16			1L283	200	200	200	200	200	200	200	200	200	200	200	200	200	200	200	
16			1L284	200	200	200	200	200	200	200	200	200	200	200	200	200	200	200	
16			1L285	200	200	200	200	200	200	200	200	200	200	200	200	200	200	200	
16			1L286	200	200	200	200	200	200	200	200	200	200	200	200	200	200	200	
16			1L287	200	200	200	200	200	200	200	200	200	200	200	200	200	200	200	
16			1L288	200	200	200	200	200	200	200	200	200	200	200	200	200	200	200	
16			1L289	200	200	200	200	200	200	200	200	200	200	200	200	200	200	200	
16			1L292	200	200	200	200	200	200	200	200	200	200	200	200	200	200	200	
16			1L293	200	200	200	200	200	200	200	200	200	200	200	200	200	200	200	
16			1L294	200	200	200	200	200	200	200	200	200	200	200	200	200	200	200	
16			1L295	200	200	200	200	200	200	200	200	200	200	200	200	200	200	200	
16			1L296	200	200	200	200	200	200	200	200	200	200	200	200	200	200	200	
16			1L297	200	200	200	200	200	200	200	200	200	200	200	200	200	200	200	
16			1L298	200	200	200	200	200	200	200	200	200	200	200	200	200	200	200	
16			1L299	200	200	200	200	200	200	200	200	200	200	200	200	200	200	200	
16			1L325	200	200	200	200	200	200	200	200	200	200	200	200	200	200	200	
16			1L326	200	200	200	200	200	200	200	200	200	200	200	200	200	200	200	
16			1L327	200	200	200	200	200	200	200	200	200	200	200	200	200	200	200	
16			1L328	200	200	200	200	200	200	200	200	200	200	200	200	200	200	200	
16			1L329	200	200	200	200	200	200	200	200	200	200	200	200	200	200	200	
16			1L330	200	200	200	200	200	200	200	200	200	200	200	200	200	200	200	
16			1L331	200	200	200	200	200	200	200	200	200	200	200	200	200	200	200	
16			1L332	200	200	200	200	200	200	200	200	200	200	200	200	200	200	200	
16			1L333	200	200	200	200	200	200	200	200	200	200	200	200	200	200	200	
16			1L334	200	200	200	200	200	200	200	200	200	200	200	200	200	200	200	
16			1L335	200	200	200	200	200	200	200	200	200	200	200	200	200	200	200	
16			1L336	200	200	200	200	200	200	200	200	200	200	200	200	200	200	200	
16			1L337	200	200	200	200	200	200	200	200	200	200	200	200	200	200	200	
16			1L382	200	200	200	200	200	200	200	200	200	200	200	200	200	200	200	
16			1L383	200	200	200	200	200	200	200	200	200	200	200	200	200	200	200	
16			1L384	200	200	200	200	200	200	200	200	200	200	200	200	200	200	200	
16			1L385	200	200	200	200	200	200	200	200	200	200	200	200	200	200	200	
16			1L386	200	200	200	200	200	200	200	200	200	200	200	200	200	200	200	
16			1L387	200	200	200	200	200	200	200	200	200	200	200	200	200	200	200	
16			1L388	200	200	200	200	200	200	200	200	200	200	200	200	200	200	200	
16			1L389	200	200	200	200	200	200	200	200	200	200	200	200	200	200	200	
16			1L390	200	200	200	200	200	200	200	200	200	200	200	200	200	200	200	
16			1L391	200	200	200	200	200	200	200	200	200	200	200	200	200	200	200	
16			1L392	200	200	200	200	200	200	200	200	200	200	200	200	200	200	200	
16			1L393	200	200	200	200	200	200	200	200	200	200	200	200	200	200	200	
16			1L394	200	200	200	200	200	200	200	200	200	200	200	200	200	200	200	
16			1L395	200	200	200	200	200	200	200	200	200	200	200	200	200	200	200	
16			1L396	200	200	200	200	200	200	200	200	200	200	200	200	200	200	200	
16			1L413	200	200	200	200	200	200	200	200	200	200	200	200	200	200	200	

(CONTINUED)

AIR FORCE FORM 2716--SHIFT CHANGE POLICIES

CARD ID	REP NO.	RESOURCE	1	2	3	4	5	6	7	8	9	10	11	12	13	14	COMMENTS
16		1L414	200	200	200	200											
16		1L415	200	200	200	200											
16		1L416	200	200	200	200											
16		1L417	200	200	200	200											
16		1L418	200	200	200	200											
16		1L419	200	200	200	200											
16		1L420	200	200	200	200											
16		1L421	200	200	200	200											
16		1L422	200	200	200	200											
16		1L423	200	200	200	200											
16		1L424	200	200	200	200											
16		1L425	200	200	200	200											
16		1L426	200	200	200	200											
16		1L427	200	200	200	200											
16		1L428	200	200	200	200											
16		1L429	200	200	200	200											
16		1L430	200	200	200	200											
16		1L431	200	200	200	200											
16		1L432	200	200	200	200											
16		1L433	200	200	200	200											
16		1L434	200	200	200	200											
16		1L435	200	200	200	200											
16		1L436	200	200	200	200											
16		1L437	200	200	200	200											
16		1L438	200	200	200	200											
16		1L439	200	200	200	200											
16		1L440	200	200	200	200											
16		1L441	200	200	200	200											
16		1L442	200	200	200	200											
16		1L443	200	200	200	200											
16		1L444	200	200	200	200											
16		1L445	200	200	200	200											
16		1L446	200	200	200	200											
16		1L447	200	200	200	200											
16		1L448	200	200	200	200											
16		1L449	200	200	200	200											
16		1L450	200	200	200	200											
16		1L451	200	200	200	200											
16		1L452	200	200	200	200											
16		1L453	200	200	200	200											
16		1L454	200	200	200	200											
16		1L455	200	200	200	200											
16		1L456	200	200	200	200											
16		1L457	200	200	200	200											
16		1L458	200	200	200	200											

(CONTINUED)

AIR FORCE FORM 2716--SHIFT CHANGE POLICIES

CARD ID	REP NO.	RESOURCE	1	2	3	4	5	6	7	8	9	10	11	12	13	14	COMMENTS
16		1L459	200	200	200	200											
16		1L460	200	200	200	200											
16		1L461	200	200	200	200											
16		1L462	200	200	200	200											
16		1L463	200	200	200	200											
16		1L464	200	200	200	200											
16		1L465	200	200	200	200											
16		1L466	200	200	200	200											
16		1L467	200	200	200	200											
16		1L468	200	200	200	200											
16		1L469	200	200	200	200											
16		1L470	200	200	200	200											
16		1L471	200	200	200	200											
16		1L472	200	200	200	200											
16		1L473	200	200	200	200											
16		1L474	200	200	200	200											
16		1L475	200	200	200	200											
16		1L476	200	200	200	200											
16		1L477	200	200	200	200											
16		1L478	200	200	200	200											
16		1L479	200	200	200	200											
16		1L480	200	200	200	200											
16		1L481	200	200	200	200											
16		1L482	200	200	200	200											
16		1L483	200	200	200	200											
16		1L489	200	200	200	200											
16		1L490	200	200	200	200											
16		1L503	200	200	200	200											
16		1L802	200	200	200	200											

LOGISTICS COMPOSITE MODEL--INPUT FORMS FILE

AIR FORCE FORM 2717--MISSION/ACTIVITY ENTRY POINTS

CARD ID	MISSION/ACTIVITY ID	REPORT COLUMN	NETWORK ENTRY POINT NODE	PRE-SORTIE EXTERNAL CONFIGURATION	POST-SORTIE EXTERNAL CONFIGURATION	A/C ASSIGNMENT SEARCH PATTERN	A/C NAME
17	CAP	1	MN0010	MISSLS	MISSLS	SP1	F15
17	ESC	2	MN0010	MISSLS	MISSLS	SP1	F15
17	AA	3	MN0010	MISSLS	MISSLS	SP1	F15
17	ALRT	4	MN0116	AMISLS	PMISLS	SP3	F15
17	CAPWX	AC	WXC100	MISSLS	MISSLS	SP1	F15
17	ESCWX	AC	WXC100	MISSLS	MISSLS	SP1	F15
17	AAWX	AC	WXC100	MISSLS	MISSLS	SP1	F15
17	ALRTP	AC	DUME1	MISSLS	MISSLS	SP1	F15
17	PREFT	AC	MNXXXX	PMISLS	AMISLS	SP4	F15
17	FOOLER	OT	SSX000	MISSLS	MISSLS	SP1	F15

LOGISTICS COMPOSITE MODEL - INPUT FORMS FILE

AIR FORCE FORM 2718--PRIORITY SPECIFICATIONS

CATEGORY: 1 2 3
*** **

- 18 04 TASKS IN EACH CATEGORY CAN PRE-EMPT UP TO 1 1 0 TASKS OF LOWER PRIORITY TO OBTAIN RESOURCES.
- 18 06 TASKS IN EACH CATEGORY CAN UTILIZE .48 .48 .48 HOURS OF OVERTIME FOR NORMAL TASK COMPLETION.
- 18 07 TASKS IN EACH CATEGORY WHICH HAVE BEEN BACKORDERED 50 100 100 HOURS WILL HAVE THEIR PRIORITY INCREASED.
- 18 08 ANY TASK MAY BE EXPEDITED BY SHORTENING
THE REMAINING PROCESSING TIME TO .99 OF ITS VALUE.
- 18 09 IF A TASK IS INTERRUPTED BY PRE-EMPTION, ITS REMAINING
PROCESSING TIME IS INCREASED BY A FACTOR OF 1.1

LOGISTICS COMPOSITE MODEL - INPUT FORMS FILE

AIR FORCE FORM 2721--AIRCRAFT ASSIGNMENT SEARCH PATTERNS

CARD ID	AC SEARCH PATTERN	CONT #	EXTERNAL CONFIG	INTERNAL EQUIP	EXTERNAL CONFIG	SP SKIP	EXTERNAL CONFIG	INTERNAL EQUIP	EXTERNAL CONFIG	CUT-OFF TIME	INTERNAL EQUIP	CUT-OFF TIME	SP SKIP
----	-----	----	-----	-----	-----	----	-----	-----	-----	-----	-----	-----	----
21	SP1	C	MISSLS DUME1	MISSLS DUME1	A	2.0	MISSLS DUME1	MISSLS DUME1	A	2.0	MISSLS DUME1	MISSLS DUME1	2.0
21	SP3	C	AMISLS DUME1	AMISLS DUME1	A	0.5	AMISLS DUME1	AMISLS DUME1	A	0.5	AMISLS DUME1	AMISLS DUME1	0.5
21	SP4	C	PMISLS WXC100	PMISLS WXC100	A	3.0	PMISLS WXC100	PMISLS WXC100	A	3.0	PMISLS WXC100	PMISLS WXC100	3.0
21		C	MISSLS WXC100	MISSLS WXC100	A	3.0	MISSLS WXC100	MISSLS WXC100	A	3.0	MISSLS WXC100	MISSLS WXC100	3.0

END

FILMED

6-83

DTIC