

AD-F 300 212

12

ADA 126129

AD


TECHNICAL REPORT ARBRL-TR-02479

MUZZLE FLASH AND ALKALI SALT INHIBITION  
FROM AN ELEMENTARY KINETIC  
POINT OF VIEW

Joseph M. Heimerl

March 1983

DTIC  
ELECTE  
MAR 21 1983  
S B D



**US ARMY ARMAMENT RESEARCH AND DEVELOPMENT COMMAND**  
**BALLISTIC RESEARCH LABORATORY**  
 ABERDEEN PROVING GROUND, MARYLAND

Approved for public release; distribution unlimited.

DTIC FILE COPY

83 03 21 127

**Destroy this report when it is no longer needed.  
Do not return it to the originator.**

**Additional copies of this report may be obtained  
from the National Technical Information Service,  
U. S. Department of Commerce, Springfield, Virginia  
22161.**

**The findings in this report are not to be construed as  
an official Department of the Army position, unless  
so designated by other authorized documents.**

*The use of trade names or manufacturers' names in this report  
does not constitute indorsement of any commercial product.*

UNCLASSIFIED

SECURITY CLASSIFICATION OF THIS PAGE (When Data Entered)

| REPORT DOCUMENTATION PAGE  |                                      | READ INSTRUCTIONS<br>BEFORE COMPLETING FORM  |
|--|--------------------------------------|--|
| 1. REPORT NUMBER<br>TECHNICAL REPORT ARBRL-TR-02479  | 2. GOVT ACCESSION NO.<br>AD-A126 129 | 3. RECIPIENT'S CATALOG NUMBER  |
| 4. TITLE (and Subtitle)<br>MUZZLE FLASH AND ALKALI SALT INHIBITION FROM<br>AN ELEMENTARY KINETIC POINT OF VIEW   |                                      | 5. TYPE OF REPORT & PERIOD COVERED   |
|  |                                      | 6. PERFORMING ORG. REPORT NUMBER   |
| 7. AUTHOR(s)<br>J.M. HEIMERL   |                                      | 8. CONTRACT OR GRANT NUMBER(s)   |
| 9. PERFORMING ORGANIZATION NAME AND ADDRESS<br>U.S. Army Ballistic Research Laboratory<br>ATTN: DRDAR-BLI<br>Aberdeen Proving Ground, MD 21005   |                                      | 10. PROGRAM ELEMENT, PROJECT, TASK<br>AREA & WORK UNIT NUMBERS<br><br>1L161102AH43 |
| 11. CONTROLLING OFFICE NAME AND ADDRESS<br>US Army Armament Research & Development Command<br>US Army Ballistic Research Laboratory (DRDAR-BL)<br>Aberdeen Proving Ground, MD 21005  |                                      | 12. REPORT DATE<br>March 1983  |
|  |                                      | 13. NUMBER OF PAGES<br>36  |
| 14. MONITORING AGENCY NAME & ADDRESS (if different from Controlling Office)  |                                      | 15. SECURITY CLASS. (of this report)<br><br>UNCLASSIFIED                           |
|  |                                      | 15a. DECLASSIFICATION/DOWNGRADING<br>SCHEDULE                                      |
| 16. DISTRIBUTION STATEMENT (of this Report)<br><br>Approved for public release; distribution unlimited   |                                      |  |
| 17. DISTRIBUTION STATEMENT (of the abstract entered in Block 20, if different from Report)   |                                      |  |
| 18. SUPPLEMENTARY NOTES<br><br>Part of the report was presented at the 13th JANNAF Exhaust Plume Technology Subcommittee Meeting held at NASA/Johnson Space Center, Houston, TX, 27-29 April 1982.   |                                      |  |
| 19. KEY WORDS (Continue on reverse side if necessary and identify by block number)<br><br>Muzzle Flash                                      Flash Suppression<br>Flame Inhibition                                  Elementary Chemistry<br>Muzzle Blast                                        Alkali Salts<br>Potassium Salts                                    Flash Prediction   |                                      |  |
| 20. ABSTRACT (Continue on reverse side if necessary and identify by block number)<br><br>raj<br>This report reviews the current state of knowledge concerning the gas kinetic mechanisms involved in the suppression of muzzle flash by alkali-salts. Elementary kinetic mechanisms are discussed. A potentially important apparent discrepancy between two laboratory measurements of flame inhibition is critically reviewed. Suggestions and recommendations for future work are given. |                                      |  |

TABLE OF CONTENTS

|   | PAGE |
|---|------|
| I. INTRODUCTION.....                                    | 5    |
| II. DEFINITIONS.....                                    | 5    |
| III. IMPORTANCE.....                                    | 6    |
| IV. SUPPRESSION BY MECHANICAL/CHEMICAL MEANS.....       | 6    |
| 1. MECHANICAL.....                                      | 6    |
| 2. CHEMICAL.....  | 7    |
| V. ELEMENTARY CHEMISTRY OF FLASH SUPPRESSION.....       | 7    |
| 1. HOMOGENEOUS GAS PHASE PROCESS.....                   | 7    |
| 2. MODEL REQUIREMENTS.....                              | 9    |
| a. SPECIES.....   | 9    |
| b. REACTIONS.....                                       | 10   |
| c. INHIBITION/SUPPRESSION SPECIES<br>AND REACTIONS..... | 10   |
| d. INHIBITION/SUPPRESSION RATE COEFFICIENTS.....        | 12   |
| e. COMPARISON OF EXPERIMENTS.....                       | 12   |
| f. APPLICATION IN THE MODEL.....                        | 15   |
| 3. SOME COMMENTS.....                                   | 19   |
| a. CONTROL MOLECULES.....                               | 19   |
| b. ALTERNATE MECHANISMS.....                            | 19   |
| VI. RECOMMENDATIONS.....                                | 20   |
| VII. ADDENDUM.....                                      | 21   |
| ACKNOWLEDGEMENTS.....                                   | 24   |
| REFERENCES.....   | 25   |
| DISTRIBUTION LIST.....                                  | 29   |

|      |                                     |
|------|-------------------------------------|
| For  | <input checked="" type="checkbox"/> |
| AI   | <input type="checkbox"/>            |
| ed   | <input type="checkbox"/>            |
| tion | <input type="checkbox"/>            |



| Distribution/Availability Codes |                      |
|---------------------------------|----------------------|
| Dist                            | Avail and/or Special |
| A                               |                      |

## I. INTRODUCTION

It is the purpose of this report to review what is presently known about the gas kinetic mechanism involved in the suppression of muzzle flash by alkali-salts. The next section defines the three important regions of flash associated with a gun firing. The third section touches upon the practical importance of a solution to muzzle flash. The fourth section discusses the means of suppression, mechanical and chemical. The fifth section, comprising the bulk of this report, details kinetic concepts, measurements and their interpretations. The sixth section outlines recommendations.

## II. DEFINITIONS

Drum-camera recordings of muzzle effluent reveal the existence of three luminous regions that are separated in time and space.<sup>1</sup> The first region, located at the muzzle, is of small spatial extent and low luminosity. The radiation from this region is commonly called the primary flash. Farther from the muzzle is a more extensive region of greater luminosity. It is separated from the primary flash by a dark zone and is called the intermediate flash. Still farther from the muzzle and adjacent to the intermediate flash is an extensive and very luminous region called the secondary flash. Secondary flash is known to occur downstream from the location of the normal inner shock (the mach disk) at pressures around one atmosphere and temperatures comparable to muzzle exit temperatures.<sup>2</sup> When it occurs, the secondary flash is much more extensive and much brighter than the other two regions and is commonly called the "muzzle flash." In this paper we shall use the term muzzle flash to refer to the secondary flash region.

The sources of these regions are thought to be understood<sup>1,3</sup> even if, as we shall see below, a detailed understanding is lacking. The primary flash is caused by radiation from the high temperature effluent, while shock heating is the source of the intermediate flash. The secondary flash is caused by the reignition of the fuel-rich, shock-heated effluent and the oxygen from the entrained air.

---

<sup>1</sup>G. Klingenberg and H. Mach, "Investigation of Combustion Phenomena Associated with the Flow of Hot Propellant Gases - I Spectroscopic Temperature Measurements Inside the Muzzle Flash of a Rifle," Combustion and Flame, Vol. 27, pp. 163-176, 1976.

<sup>2</sup>G. Klingenberg, "Investigation of Combustion Phenomena Associated with the Flow of Hot Propellant Gases. III: Experimental Survey of the Formation and Decay of Muzzle Flow Fields and of Pressure Measurements," Combustion and Flame, Vol. 29, pp. 289-309, 1977.

<sup>3</sup>Engineering Design Handbook: Spectral Characteristics of Muzzle Flash, AMCP-706-255 (June 1967).

Strong support for the source of secondary flash has been obtained by Klingenberg.<sup>1</sup> By firing rounds that were known to produce muzzle flash into surrounding atmospheres of nitrogen and oxygen, he found that, relative to firing into air, the muzzle flash was completely suppressed with nitrogen and was sensibly enhanced with oxygen. He also found that both the primary flash and the intermediate flash were unaffected by the changes in surrounding atmospheres. In much earlier work, Ladenburg<sup>4</sup> reported that, when surrounding atmospheres of nitrogen or carbon monoxide were used, the muzzle flash was completely eliminated, but the intensity of both the primary and intermediate flashes remained unchanged.

### III. IMPORTANCE

The importance of suppressing the muzzle flash lies in three areas. In the field the brilliant flash is easily observed and so reveals gun positions. The muzzle flash can also cause temporary loss of vision of the gun crew, especially at night. Since the amount of energy released in muzzle flash is comparable to that released inside the gun,<sup>3</sup> the concomitant muzzle blast of present day high performance weapons can lead to overpressures that exceed those due to the primary blast. For large caliber gun systems these combined overpressures can be so great<sup>5</sup> as to cause physical damage to the gun system and nonauditory physiological damage to a nearby gun crew. Keller<sup>6</sup> has reported a strong correlation between the brightness of a flash and the intensity of the corresponding blast overpressure. Thus, the suppression of secondary flash is expected to lead to the suppression of the associated blast.

### IV. SUPPRESSION BY MECHANICAL/CHEMICAL MEANS

#### 1. Mechanical

The mechanical attachments to the muzzles of small caliber guns have proved effective; but, for large caliber guns such mechanical devices would increase cost and weight of the gun system, and the devices themselves would be susceptible to damage during handling.<sup>3</sup> As an illustration let us assume that dimensions scale linearly with caliber. (This would be valid for inviscid, nonreacting flows and similar muzzle exit conditions.) Then let us scale up the mechanical suppressor of the M-16 rifle to a device suitable for an 8-inch gun. We find about three tons of material, about 2 meters in length, would have to be attached to the end of the 5-meter-long gun barrel. Placing tons of material at the end of a long moment-arm would require expensive redesign of the gun and gun carriage. Thus, the mechanical method is not an acceptable solution for large caliber gun systems.

<sup>4</sup>R. Ladenburg, "Report on Muzzle Flash," BRL Report No. 426, Nov. 1943 (AD896671).

<sup>5</sup>See, for example, G. Soo Hoo, "Gun Blast Experiments With An 8"/51 Gun," NSWC/DL Tech. Note TN-T-1/75, Feb. 1975.

<sup>6</sup>G.E. Keller, "The Effect of Propellant Composition on Secondary Muzzle Blast Overpressure," BRL Memorandum Report- in final review.

## 2. Chemical

The suppression of muzzle flash by chemical means leads to two quite distinct approaches. Since muzzle flash requires, among other things, a fuel-rich effluent, operating with a liquid propellant that is stoichiometrically balanced would preclude muzzle flash events. Though such a propellant system may someday be realized, at the present time liquid propellants have not been fielded and are at the stage of a research and development project.

The other chemical approach has been the addition of suppressant compounds to the solid propellants. Historically, these have been the alkali metal salts, the most common being potassium sulfate,  $K_2SO_4$ , and potassium nitrate,  $KNO_3$ .

One might think that simple addition of alkali salt would suffice. However, all such additions lead to a degradation in ballistic performance. To compensate for this degradation, the amount of propellant is increased. This iterative cycle of suppressant addition/propellant compensation encounters two limitations. First, the volume of the breech of a weapon is limited, and for a given charge there simply may not be sufficient volume to insert the proper amount of suppressant material and additional charge. Second, Carfagno's<sup>7</sup> empirical correlations for propellants composed of H-C-N-O atoms show that alkali salt concentrations above about 2% are of dubious value in suppressing flash. So the simple addition of more salt turns out not to be a viable solution to suppress muzzle flash in the more recent, high-performance, large-caliber gun systems.

This leads us to ask the question: "What is the chemical mechanism by which muzzle flash occurs?" In the answer to this question lies the potential for tailoring both charge and suppressant to achieve a desired ballistic performance.

## V. ELEMENTARY CHEMISTRY OF FLASH SUPPRESSION

### 1. Homogeneous Gas Phase Process

In our discussion of the elementary chemistry, we adopt the point of view that downstream of the mach disk the suppression mechanism interferes with a homogeneous gas phase ignition process and is itself a homogeneous gas phase process. Though this cannot be proved, there are several factors that indicate this is a reasonable postulate. First, the empirical correlation<sup>7</sup> (noted above) for large caliber guns is indicative of a chemical rather than a physical process; otherwise, the more salt added to the system, the greater the suppression would be expected to be.

---

<sup>7</sup>S.P. Carfagno, "Handbook on Gun Flash," The Franklin Institute, Nov. 1961, (AD 327051).

In the laboratory, Rosser et al <sup>8</sup> have added small amounts (~ 1-3% by weight) of sodium and potassium salts to methane-air flames and observed reductions in the flame speed of factors of five or so. Similar amounts of NaHCO<sub>3</sub> when added to an ammonia-oxygen-nitrogen flame affected the measured flame speed by only about 20%. In addition, they observed that the inhibiting effect of Na<sub>2</sub>CO<sub>3</sub> upon a methane-air flame could be reversed by addition of 0.86% methyl chloride, CH<sub>3</sub>Cl. (By itself CH<sub>3</sub>Cl is a known inhibitor of hydrogen-air flames.<sup>9</sup>) They also calculated that under flame conditions appreciable vaporization and dissociation of the alkali salts should take place.

Iya et al <sup>10</sup> used the rise in temperature of a flat, premixed, methane-air flame as a measure of inhibition. They added sodium bicarbonate, NaHCO<sub>3</sub>, and sodium tartrate, Na<sub>2</sub>C<sub>4</sub>H<sub>4</sub>O<sub>6</sub> · 2H<sub>2</sub>O at selected particle sizes to the flame and found a one-to-one correlation between the observed atomic sodium concentration from vaporized salts and the observed temperature rise. This correlation was independent of particle size and composition and was much better than a correlation based on surface area presented to the flame.

Taken together these experiments strongly suggest the combustion process is inhibited by a homogeneous chemical process. Birchall<sup>11</sup> added alkali oxalates and alkali ferrocyanides to turbulent diffusion flames of town gas and air (CO/H<sub>2</sub>/air) and reached the same conclusion.

The case is by no means as clear-cut as the above discussion might indicate. For a fuller discussion of the types of inhibition mechanisms, the reader is referred to reviews on the subject.<sup>12-14</sup> We also note that the

---

<sup>8</sup>W.A. Rosser, Jr., S.H. Inami and H. Wise, "The Effect of Metal Salts on Premixed Hydrocarbon-Air Flames," Combustion and Flame, Vol. 7, pp. 107-119, 1963.

<sup>9</sup>D.R. Miller, R.L. Evers and G.B. Skinner, "Effects of Various Inhibitors on Hydrogen-Air Systems," Combustion and Flame, Vol. 7, pp. 137-142, 1963.

<sup>10</sup>K.S. Iya, S. Wollowitz and W.E. Kaskan, "The Mechanism of Flame Inhibition by Sodium Salts," The 15th Symposium (International) on Combustion, pp. 329-336, 1975.

<sup>11</sup>J.D. Birchall, "On The Mechanism of Flame Inhibition by Alkali Metal Salts," Combustion and Flame, Vol. 14, pp. 85-95, 1970.

<sup>12</sup>R.M. Fristrom, "Combustion Suppression," Fire Res. Abs. and Rev., Vol. 9, pp. 125-152, 1967.

<sup>13</sup>J.W. Hastie, "Molecular Basis of Flame Inhibition," J. Res. NBS A. Phys. and Chem., Vol. 77A, pp. 733-754, 1973.

<sup>14</sup>E.T. McHale, "Survey of Vapor Phase Chemical Agents For Combustion Suppression," Fire Res. Abs. and Rev., Vol. 11, pp. 90-104, 1969.



above discussion does not rule out the participation of particulates in the flash event. Such particles may be necessary<sup>6,15</sup> to sustain the event. Our point of view here is the ignition process and its suppression and not the combustion process.

## 2. Model Requirements

Within the above framework, then, we wish to efficiently and economically "test" propellant/suppressant combinations. To do this a computer program<sup>16,17</sup> has been developed. This program requires the specification of the reaction sequence appropriate to an adequate description of muzzle flash and its suppression. To do this we must know: 1) the identity of the kinetically important chemical species, 2) the reaction network that describes how these species interact and, 3) the rate coefficients that determine how fast these species interact.

### a. Species

Knowledge of molecular identities in muzzle effluent is sparse. In one experiment<sup>1</sup> the species Ca, CaOH, CaO and CN have been spectroscopically detected and in another<sup>3</sup> OH, NH, NH<sub>3</sub>, CaOH, CuCl, CuH, CuO and CuOH. (By material substitution the copper was shown to arise from the projectiles used.<sup>3</sup>) However, spectroscopically active species may or may not be kinetically important. To our knowledge, there are no experiments that have systematically identified chemical species and measured their relative abundances. Such measurements are sorely needed.

We then must estimate what species are important from equilibrium computations of the combustion of H-C-N-O type propellants. They are the expected products of combustion, N<sub>2</sub>, CO<sub>2</sub> and H<sub>2</sub>O, together with significant amounts of H<sub>2</sub> and CO.<sup>18</sup> These products are those for a rocket motor whose internal pressures are of the order of one atmosphere.

When the CEC-76 (NASA-Lewis) program is executed for M30A2 propellant at a typical muzzle pressure and temperature (i.e., 164.9 atmospheres and 1700K),

<sup>15</sup> See, for example, S.R. Moore and F.J. Weinberg, "High Propagation Rates of Explosions in Large Volumes of Gaseous Mixtures," *Nature*, Vol. 290, pp. 39-40, 1981.

<sup>16</sup> V. Yousefian, I.W. May and J.M. Heimerl, "Modeling the Occurrence of Muzzle Flash in Guns," 17th JANNAF Combustion Meeting CPIA Pub. 329. Vol. II, pp. 125-140, Nov. 1980.

<sup>17</sup> V. Yousefian, "Muzzle Flash Onset," Contract Report ARBRL-CR-00477, Feb. 82 (AD B063573L).

<sup>18</sup> See, for example, E.T. McHale, "Experimental Evaluation of Chemical Agents in Suppressing Missile Plume After Burning," AIAA Paper No. 75-1233, AIAA/SAE 11th Propulsion Conference, Anaheim, CA, Sept 29 - Oct 1, 1975.

we find significant amounts ( $\sim .001$  mole fraction)  $K_2CO_3(l)$  among the equilibrium products. When this program is run at one atmosphere, typical of rocket engines, no  $K_2CO_3(l)$  is produced. Should  $K_2CO_3(l)$  actually form in the gun, there is the possibility that inhibition could occur via reactions on the surfaces of these droplets. Such a notion is consistent with the fact that the higher the temperature, the less effective is the alkali salt suppressor and with the independence of suppressor upon anion identity. Specifically, it could occur that  $KNO_3$  and  $K_2SO_4$  might have to form  $K_2CO_3(l)$  prior to suppression. However, in what follows below, we have ignored this complication by assuming that there is not enough time for the liquid aerosol to form in significant quantities. Methods for proving or disproving this assumption have yet to be found.

#### b. Reactions

From the above it is reasonable to suppose that the gas phase chemistry involves all or part of the well-known  $H_2/O_2/N_2$  reaction network<sup>16,19</sup> and reactions that convert CO to  $CO_2$ .<sup>16,20</sup> We also require reactions that describe the flash suppression mechanism.

The most important reaction promoting muzzle flash (or practically every fuel-rich H-C-N-O combustion process) is the chain branching reaction



Once sufficient amounts of OH and O are formed, other reactions can proceed. Competition for the hydrogen atom of reaction (1) by an alternate kinetic path can lead to combustion inhibition.

#### c. Inhibition/Suppression Species and Reactions

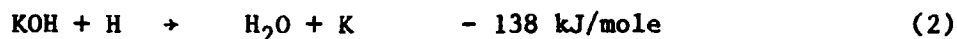
As mentioned above, for real gun systems there is a paucity of data concerning alkali-salt suppression at the elementary chemistry level. In fact, there is no experimental evidence how  $K_2SO_4$  or  $KNO_3$  are converted into their equilibrium products. And so, for our ideas concerning alkali-salt suppression we necessarily turn our attention to the laboratory studies of flame inhibition. These experiments can indicate the controlling or dominant suppressant species and thereby permit construction of plausible suppressant mechanisms. Below we briefly review the key laboratory studies.

---

<sup>19</sup>G. Dixon-Lewis, "Kinetic Mechanism Structure and Properties of Premixed Flames in Hydrogen-Oxygen-Nitrogen Mixtures," Phil. Trans. of Roy. Soc., London, Vol. 291, pp. 45-99, 1979.

<sup>20</sup>D.E. Jensen and G.A. Jones, "Reaction Rate Coefficients for Flame Calculations," Combustion and Flame, Vol. 32, pp. 1-34, 1978.

Friedman and Levy<sup>21</sup> employed an opposed-jet diffusion flame of CH<sub>4</sub> and O<sub>2</sub> in their experiment. Each jet flow was suitably diluted with nitrogen. They added atomic potassium to the fuel-flow up to about 6% of the fuel and did not observe any quenching of the flame. Similar amounts of CH<sub>3</sub>Br did quench the flame and they concluded that atomic potassium is not the inhibiting species. They proposed that gaseous KOH is the species responsible for flame inhibition by potassium-containing salts. They supposed that it might act through reactions such as



or



McHale<sup>22</sup> studied afterburning suppression using solid rocket propellant formulated with known amounts of selected potassium salts. For K<sub>2</sub>SO<sub>4</sub>, KHCO<sub>2</sub> and K<sub>2</sub>C<sub>2</sub>O<sub>4</sub>, he observed the intensity of the 4.09 μ CO<sub>2</sub> bands to decrease by factor of about 15 relative to the unsuppressed case. Computation of the equilibrium species distribution showed that either K or KOH or both are the important species containing potassium. Relying on the results of Friedman and Levy, he then concluded that KOH and not K is the important suppressant species. This correlation between importance of KOH and observed suppression is strengthened by further observations. Namely, McHale added KBF<sub>4</sub> to the rocket propellant and found that the intensity of the CO<sub>2</sub> bands remained essentially the same as in the case with no KBF<sub>4</sub> addition. In this case the equilibrium computations showed that neither KOH nor K is the important potassium-containing species.

Cohen and Decker<sup>23</sup> performed shock-tube experiments to determine the effect of KOH, K<sub>2</sub>SO<sub>4</sub> and KNO<sub>3</sub> on inhibiting H<sub>2</sub>/O<sub>2</sub> explosions. Inhibition and suppression were observed in the experiments involving KOH (presumed in the gas phase), but not in the experiments involving K<sub>2</sub>SO<sub>4</sub> or KNO<sub>3</sub>, both in the form of particulates. These experiments: 1) experimentally confirm McHale's inference about the importance of KOH and 2) indicate that KNO<sub>3</sub> or K<sub>2</sub>SO<sub>4</sub>, routinely employed as flash suppressors, must first be physically or chemically converted before being effective. These results are consistent with a gas phase suppressant mechanism.


---

<sup>21</sup>R. Friedman and J.B. Levy, "Inhibition of Opposed-Jet Methane-Air Diffusion Flames. The Effects of Alkali Metal Vapours and Organic Halides," Combustion and Flame, Vol. 7, pp. 195-201, 1963.

<sup>22</sup>E.T. McHale, "Flame Inhibition by Potassium Compounds," Combustion and Flame, Vol. 24, pp. 277-279, 1975.

<sup>23</sup>A. Cohen and L. Decker, "Chemical Mechanism For Secondary Flash Suppression," 18th Symposium (International) on Combustion, The Combustion Institute, pp. 225-231, 1981.

We now can construct the following qualitative picture. When oxygen is entrained into the fuel-rich effluent the chain-branching reaction (1) initiates a reaction sequence and secondary flash can occur. When an alkali salt is present reaction (2) competes with (1) for the radical species, atomic hydrogen. If there is sufficient KOH, then the end product, H<sub>2</sub>O, is formed by reaction (2) and the reaction sequence leading to flash is bypassed. Since the fast reaction



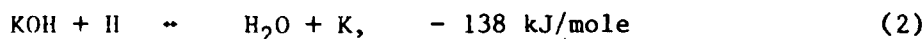
tends to keep the H/OH ratio constant, the suppressant mechanism may also involve reaction (3).

#### d. Inhibition/Suppression Rate Coefficients

The rate coefficients of the suppressant reactions usually have been estimated.<sup>20</sup> In a carefully worded paper Jensen, Jones and Mace<sup>24</sup> reported the addition of potassium, in the form of potassium dipivaloylmethane, to a fuel-rich premixed H<sub>2</sub>/O<sub>2</sub>/N<sub>2</sub>. They monitored the temperature and the hydrogen atom profile in the recombination region above the flame and observed a decrease in hydrogen atom concentration with increasing amount of suppressant. By assuming the two-step suppressant mechanism



and



and by fitting the observations, they were able to deduce expressions for these rate coefficients.

Because the net result of reactions (5) and (2) is OH + H → H<sub>2</sub>O this suppressant mechanism looks attractive. However, there appears to be a contradiction between the experimental results of Friedman and Levy<sup>21</sup> and the assumed suppressant mechanism of Jensen et al. In this mechanism, atomic potassium is obviously important and it should make no difference how the atomic potassium is added, provided only that the two experiments are comparable. In other words, if this mechanism is correct, why was there no flame quenching observed by Friedman and Levy?

#### e. Comparison of Experiments

Given the experimental observables of Jensen et al<sup>24</sup> and Friedman and Levy<sup>21</sup> we see that either the assumed mechanism (reactions 5 and 2) is incorrect or the experiments are not comparable. Are premixed flame and diffusion flame experiments ever comparable?

---

<sup>24</sup>D.E. Jensen, G.A. Jones and A.C.H. Mace, "Flame Inhibition by Potassium," *J. Chem. Soc. Faraday Trans. I*, Vol. 75, pp. 2377-2385, 1979.

Simmons and Wolfhard studied extinction limits for methyl bromide,  $\text{CH}_3\text{Br}$ , added to several hydrocarbon-fuel/air premixed<sup>25</sup> and diffusion flames.<sup>26</sup> They found that the amount of  $\text{CH}_3\text{Br}$  required to extinguish the premixed flame was of the same order of magnitude as that for the diffusion flame, provided the  $\text{CH}_3\text{Br}$  was added to the air-feed. When added to the fuel-feed they found that much more  $\text{CH}_3\text{Br}$  had to be added to extinguish the flame. Gaydon and Wolfhard<sup>27</sup> discuss the comparison of diffusion and premixed flames in a general fashion. They indicate that the kinetics in one may be different from the kinetics in the other. We conclude that only under favorable circumstances will a premixed and diffusion flame give comparable results. Below, we shall adopt the attitude that the two experiments are comparable; we shall find out what assumptions are necessary to support this point of view and then criticize the assumptions.

There are several categories that we shall examine to determine whether these two experiments are, in fact, comparable. These are:

- (1) Flame type, i.e., methane-air vs.  $\text{H}_2/\text{O}_2/\text{N}_2$ ,
- (2) Amount and method of potassium addition,
- (3) Temperature, and,
- (4) Amount of time for chemical reactions to occur.

To examine differences in flame type we require a knowledge of the (H + OH) radical pool for both experiments. Jensen et al provides values for both [H] and [OH], with  $[\text{H}]/[\text{OH}] \approx 5$  to 10. (Their method depends on a superequilibrium hydrogen atom concentration.) Friedman and Levy do not provide this information. To provide a crude estimate we note that Hahn and Wendt<sup>28</sup> have computed the one-dimensional H and OH concentration profiles for a  $\text{CH}_4/\text{N}_2/\text{O}_2$  opposed jet diffusion flame seeded with  $10^{-3}$  moles of  $\text{NH}_3$ . They reported (H + OH) maximum radical concentrations comparable to Jensen et al but with  $[\text{H}]/[\text{OH}] \approx 0.25$ . We have assumed that the  $\text{NH}_3$  does not affect the radical pool. In addition, since the experimental flow rates are not given, we have assumed that the model parameters are similar to the actual experiment. The necessity of these assumptions is a measure of the crudeness

---

<sup>25</sup>R.F. Simmons and H.G. Wolfhard, "The Influence of Methyl Bromide On Flames. Part 1 - Premixed Flames," Trans. Farad. Soc., Vol. 51, pp. 1211-1217, 1955.

<sup>26</sup>R.F. Simmons and H.G. Wolfhard, "The Influence of Methyl Bromide on Flames. Part 2 - Diffusion Flames," Trans. Farad. Soc., Vol. 52, pp. 53-59, 1956.

<sup>27</sup>A.G. Gaydon and H.G. Wolfhard, Flames, Their Structure, Radiation and Temperature, Chapman Hall, 3rd ED., Revised 1970, pp. 150-151.

<sup>28</sup>W.A. Hahn and J.O.L. Wendt, "Studies of Pollutant Formation in Opposed Jet Diffusion Flames," Final Report, Fundamental Combustion Research Program (U.S. Environmental Protection Agency), Nov. 1979; Fig. 41, p. 95.

of our estimate, and the most favorable statement that can be made is that the two experiments may have similar amounts of the H + OH radical pool.

Jensen et al added  $3 \times 10^{14}$  to  $3 \times 10^{15}$  potassium atoms/cm<sup>3</sup> and Friedman and Levy added about  $2 \times 10^{17}$  potassium atoms/cm<sup>3</sup> as suppressant. A larger amount is seen to have been added to the experiment in which no inhibition was observed. In this comparison we assume in the former that one molecule of potassium dipivaloylmethane produces one potassium atom and in the latter that the atomic potassium reaches the flame zone without reacting.

By using N<sub>2</sub> as a diluent Jensen et al are able to adjust the temperature in the recombination zone from 1800 to 2200K. For a given H<sub>2</sub>/O<sub>2</sub>/N<sub>2</sub> mixture this temperature is observed to be constant. On the other hand, we compute adiabatic flame temperatures of 2285K ([K]/[CH<sub>4</sub>] = 0.035) and 1742K ([K]/[CH<sub>4</sub>] = 0.061) for the experimental parameters given by Friedman and Levy (their Table 1). This is an estimate of the maximum temperature attained between the jets. There is a continuous temperature distribution from one jet to the other.<sup>29</sup> Note that the greater addition of potassium corresponds to the lower (maximum) temperature.

Finally, the time available for reactions to occur in the experiment of Jensen et al is about one millisecond. Using the experimental parameters given by Friedman and Levy together with the results of Wendt and coworkers,<sup>28,30,31</sup> we estimate that the time available for reactions in the experiment of Friedman and Levy lies in the range 4 to 10 milliseconds. By these estimates, Friedman and Levy's experiment has at least as long a time available for reactions to occur as the experiment of Jensen et al.

To summarize, we find the supporting evidence to be rather flimsy in the area of radical pool size and composition, and the effect of a continuous temperature distribution for the opposed-jet experiment is not readily accounted for. The experiments are sufficiently different and sufficiently complex that results are mutually contradictory or both are correct in different operating regimes. There is sufficient circumstantial evidence, however, to cast doubt on the popular use of reactions (5) and (2) as elementary suppressant mechanism appropriate to alkali-salts.

We can ask whether the use of these reactions makes any difference in the computer program designed to predict muzzle flash.

---

<sup>29</sup>See, for example, Ref. 27, p. 419.

<sup>30</sup>W.A. Hahn, J.O.L. Wendt and T.J. Tyson, "Analysis of the Flat Laminar Opposed Jet Diffusion Flame with Finite Rate Detailed Chemical Kinetics," *Combust. Sci. and Tech.*, Vol. 27, pp. 1-17, 1981.

<sup>31</sup>W.A. Hahn and J.O.L. Wendt, "NO<sub>x</sub> Formation in Flat, Laminar, Opposed Jet Methane Diffusion Flames," 18th<sup>x</sup> Symposium (International) on Combustion, The Combustion Institute, pp. 121-131, 1981.

#### f. Application in the Model

We can assume for the moment that reactions (5) and (2) properly describe the suppression mechanism and ask what the results are from the model. The model itself has been described in detail<sup>17</sup> and the kinetic network employed is shown in Table 1. The first 13 reactions involving the species O, O<sub>2</sub>, H, OH, H<sub>2</sub>, H<sub>2</sub>O, CO, CO<sub>2</sub>, K and KOH were the only ones initially considered. The model results for three different types of propellants are shown in Table 2. As can be seen the predictions are quite good. (The onset of muzzle flash was determined from the output of the computer code by a steep rise in temperature; see Figure 1.)

Two difficulties were encountered, however. The first was the realization that the inhibitor action must be operating at temperature below 1000K. (See Figure 1 and compare the curve M30A1 with that for M30A2.) Below about 1100K the three-body reaction forming HO<sub>2</sub>, reaction 14 in Table 1, effectively competes and dominates the two-body reaction involving the same reactants, reaction 6. Thus, HO<sub>2</sub> chemistry had to be added to the reaction network. Second, in performing sensitivity tests on the rate coefficients, it was found that the coefficient for reaction 1 in Table 1 could be set to zero with no change in the code predictions! The obvious interpretation is that this reaction is unnecessary in the description of muzzle flash suppression.

If just the HO<sub>2</sub> chemistry reactions 14-18 were added, then the predictions changed and no flash was predicted for any of the three propellants. From the above sensitivity test we knew that the entire suppressant action was from reaction 2. Kaskan<sup>32</sup> had shown in the laboratory that other reactions besides this one were important. He suggested the formation of KO<sub>2</sub> by a three-body reaction analogous to reaction 14 and so the reactions 19-22 of Table 1 were postulated and their rate coefficients estimated. The computer code with the entire set of reactions then was able to reproduce the observed flash/no-flash conditions for the three propellants. Later,<sup>33</sup> using this same full set of kinetics, four of five other cases were accurately predicted. The two cases of eight not predicted accurately were both borderline flash cases in the field. Further validation tests to probe the limits of the accuracy of the code were not done.

For purposes of this paper, then, we conclude that reaction 1 of Table 1 does not appear to be important, reaction 2 can not be the only suppressant reaction and other reactions involving alkali-containing molecules are sufficient to describe flash suppression. However, there remains the possibility that these predictions based upon the chemical network of Table 1, are fortuitous. Neither KOH nor KO<sub>2</sub> have been detected in the laboratory or in the field and the question still remains: What are the measured alkali-containing species in an inhibited flame? Are KO<sub>2</sub>, KO, etc., observed? Are

---

<sup>32</sup>W.E. Kaskan, "The Reaction of Alkali Atoms in Lean Flames," Tenth Symposium (International) on Combustion, pp. 41-46, The Combustion Institute, 1965.

<sup>33</sup>V. Yousefian and G.E. Keller (private communication, 1982).

TABLE 1. REACTIONS AND THEIR FORWARD RATE COEFFICIENTS

| <u>REACTION</u>              | <u>RATE COEFFICIENT*</u>         | <u>UNCERTAINTY</u> |
|------------------------------|----------------------------------|--------------------|
| 1. $K + OH + M = KOH + M$    | $1.5(-27) T^{-1}$                | 2.5                |
| 2. $K + H_2O = KOH + H$      | $5.0(-10) \exp(-20,000/T)$       | 3                  |
| 3. $CO + OH = CO_2 + H$      | $2.8(-17) T^{1.3} \exp(330/T)$   | 3                  |
| 4. $CO + O_2 = CO + O$       | $4.2(-12) \exp(-24,000/T)$       | 3                  |
| 5. $C + O + M = CO_2 + O$    | $7(-33) \exp(-2200/T)$           | 30                 |
| 6. $H + O_2 = OH + O$        | $2.4(-10) \exp(-8250/T)$         | 1.5                |
| 7. $O + H_2 = OH + H$        | $3.0(-14) T^{-1} \exp(-4480/T)$  | 1.5                |
| 8. $OH + OH = H_2O + O$      | $1.0(-11) \exp(-550/T)$          | 3                  |
| 9. $OH + H_2 = H_2O + H$     | $1.9(-15) T^{1.3} \exp(-1825/T)$ | 2                  |
| 10. $O + H + M = O_2 + M$    | $1.0(-29) T^{-1}$                | 30                 |
| 11. $O + O + M = O_2 + M$    | $3.0(-34) \exp(900/T)$           | 10                 |
| 12. $H + OH + M = H_2O + M$  | $1.0(-25) T^{-2}$                | 10                 |
| 13. $H + H + M = H_2 + M$    | $3.0(-30) T^{-2}$                | 30                 |
| 14. $H + O_2 + M = HO_2 + M$ | $1.5(-32) \exp(500/T)$           | 3                  |
| 15a. $HO_2 + H = OH + OH$    | $1.7(-10) \exp(-500/T)$          | 4                  |
| 15b. $HO_2 + H = H_2O + O$   | $8.5(-12) \exp(-500/T)$          | 5                  |
| 15c. $HO_2 + H = H_2 + O_2$  | $4.2(-11) \exp(-350/T)$          | 3                  |
| 16. $HO_2 + O = OH + O_2$    | $3.5(-11)$                       | 3                  |
| 17. $HO_2 + OH = H_2O + O_2$ | $3(-11)$                         | 3                  |
| 18. $HO_2 + CO = CO_2 + OH$  | $2.5(-10) \exp(-11,900/T)$       | 3                  |
| 19. $K + O_2 + M = KO_2 + M$ | $1.0(-30) T^{-1}$                | 10                 |
| 20. $KO_2 + H_2 = KOH + OH$  | $3.0(-12) \exp(-10,000/T)$       | 100                |
| 21. $KO_2 + OH = KOH + O_2$  | $2.0(-11)$                       | 30                 |
| 22. $K + HO_2 = KO_2 + H$    | $1.0(-11) \exp(-1000/T)$         | 30                 |

\*Units of cm-particle-s, read 1.5(-27) as  $1.5 \times 10^{-27}$



TABLE 2. COMPARISON OF CODE PREDICTIONS WITH  
OBSERVATIONS FOR THREE PROPELLANTS

| <u>PROPELLANT</u> | <u>FLASH<br/>OBSERVATIONS</u> | <u>FLASH PREDICTIONS</u> |             |             |
|-------------------|-------------------------------|--------------------------|-------------|-------------|
|                   |                               | <u>1-13*</u>             | <u>1-18</u> | <u>1-22</u> |
| M30A1             | Yes                           | Yes                      | No          | Yes         |
| M30A2             | Usually                       | No                       | No          | No          |
| M31E1             | No                            | No                       | No          | No          |

\*Reaction network used in code; numbers refer to those reactions listed in Table 1.

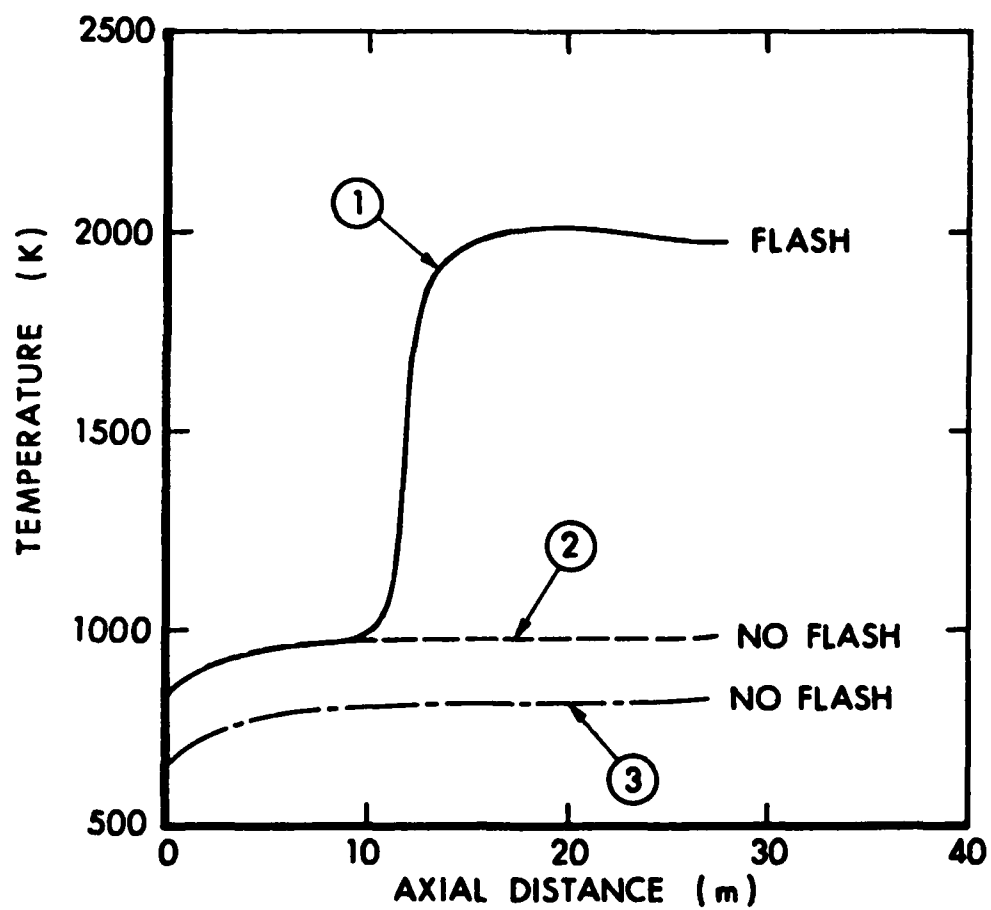
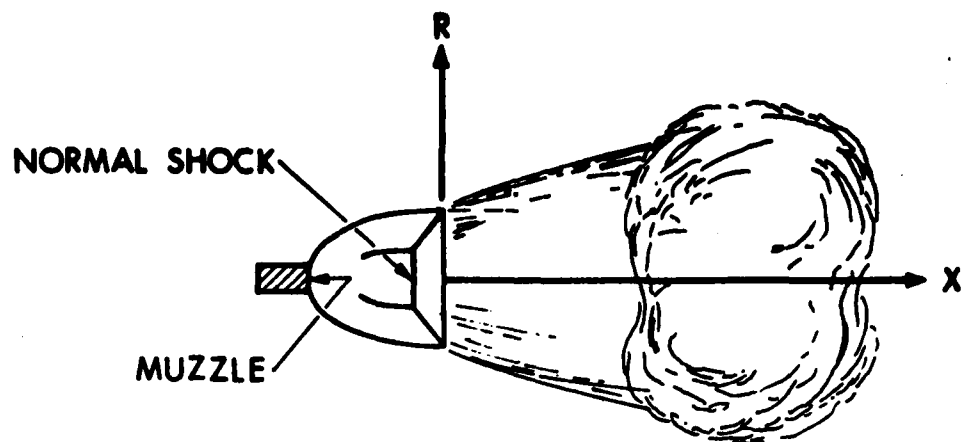


Figure 1. Computed Temperature vs. Distance for Three Propellants: Curve 1, M30A1 (1%  $K_2SO_4$  Suppressant); Curve 2, MA30A2 (2.7%  $KNO_3$  Suppressant); Curve 3, M31E1 (1%  $K_2SO_4$  Suppressant). A schematic of flash is shown above the graph.

they important? These questions can not be answered without recourse to experimentation.

### 3. Some Comments

#### a. Control Molecules

Both groups used control molecules in their experiments. Friedman and Levy showed that bromine compounds (introduced in the same concentrations as K) were powerful flame inhibitors. We now know the basic kinetics of the HBr system<sup>34</sup> involves a subnetwork of Br and Br<sub>2</sub> reactions. Presumably, other bromine compounds produce similar networks. The kinetic network of the alkalis and their compounds is expected to be different (halogens and alkali metals are at opposite ends of the periodic table) and so the control used by Friedman and Levy simply demonstrates that their apparatus was operational and not that it could have or should have been able to detect alkali metal/compound inhibition. An experimentally simpler test of the direct addition of, say, KOH was not performed.

Jensen et al used 2,2,6,6 - tetramethyl-3, 5-heptanedione as a control and observed "no significant changes in flame temperature or composition." Here, the assumption is implicitly made that the enol form of the heptanedione, with a hydrogen atom "resonantly" bonded between two oxygen atoms, comes apart at the same temperature (flame location) and in the same manner as the potassium dipivaloylmethane. In this molecule the potassium is ionically bonded to the anion. The inhibition/suppression effectiveness of the alkali metals usually follows the order\* Li < Na < K for the same anion.<sup>13,14</sup> Thus, a more proper control might have been lithium dipivaloylmethane rather than heptanedione. Because their method of hydrogen detection involved Li and LiOH, another method of measuring [H] would have to be employed.

#### b. Alternate Mechanisms

In this section we speculate on possible mechanisms that explain, at least qualitatively, the results of both the experiments of Jensen et al and Friedman and Levy. These are: The former observed the decrease of hydrogen atoms with increasing addition of potassium dipivaloylmethane (K-DPM) and the latter observed no inhibition effects due to potassium atoms. We also know that heptanedione does not affect the hydrogen atom concentration.

We can first suppose, as do Jensen et al, that



---

<sup>34</sup>G. Dixon-Lewis and R.J. Simpson, "Aspects of Flame Inhibition by Halogen Compounds," Sixteenth Symposium (International) On Combustion, pp. 1111-1119, The Combustion Institute, 1977.

\*According to McHale<sup>14</sup> rubidium compounds are better inhibitors than potassium, but cesium shows a poorer inhibition property.

To be consistent with Friedman and Levy, we must assume K does not inhibit. The hydrogen atom decrease observed by Jensen et al could then be explained by



This global reaction removes hydrogen and forms heptanedione, a species that is known not to inhibit.

At the high temperatures measured in the recombination zone, 1800-2200K, the radical  $R_{DPM}$  and the heptanedione would be expected to decompose. (The actual thermochemistry, decomposition temperature and decomposition pathways are not known to this author.) We note, however, that the inhibition reactions (6) and (7) could take place in the cooler parts of the flame with hydrogen atoms transported from the recombination zone.

Another decomposition pathway might involve ions:



Two subsequent paths might follow; one could be:



This requires that the  $H^+ \rightleftharpoons H$  equilibrium be rapidly maintained and/or transported from the high temperature part of the flame to be sufficiently fast to produce the observed hydrogen atom depletion.

The other could be



where Z is a polar or polarizable molecule. Hydrogen could then be depleted by the global reaction:



This sequence requires that  $K^+ \cdot Z$  have a sufficiently long lifetime that it can react with H. The mechanisms that invoke ions are automatically consistent with the experimental results of Friedman and Levy.

Were any of the above sequences correct, then a comparison between the results of Friedman and Levy and Jensen et al would be moot; i.e., both would be correct.

## VI. RECOMMENDATIONS

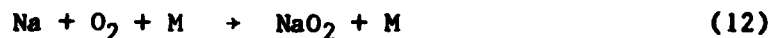
Based on the above discussions, we recommend the following general courses of action. First, in the field, measurements of radical species associated with suppressed and unsuppressed flash need to be made. Ideally, other important parameters, such as temperature and flow velocity, would be measured simultaneously. Second, in the laboratory, a survey experiment to determine the identity of the alkali-containing molecules of an intermediate nature; e.g., KO,  $KO_2$ , etc., must be made. This experiment would probably use a mass

spectrometer as the diagnostic tool. Low pressures would be preferred so that the flame zone could be sampled. Such an experiment could be extended to include spectroscopic identifications of molecules in flames employing alkali salt suppressants. Finally, either or both experiments discussed above could be redone. In the flat flame burner experiment, measurement of species other than hydrogen (e.g., OH, K, etc) should be carried out. Also, several potassium salts might be tried. In the opposed jet experiment, hydrogen, H<sub>2</sub> should be used as the fuel, and atomic potassium, as well as KOH and other potassium containing salts, should be added to the fuel stream.

It is my present opinion that the laboratory survey experiment has the greatest potential for advancing our understanding of the alkali-salt suppressant mechanism. Such an experiment has recently been undertaken.<sup>35</sup>

## VII. ADDENDUM

Husain and Plane<sup>36</sup> have recently published measured rate coefficients for the reaction



where M = N<sub>2</sub>, He and CO<sub>2</sub>. They found  $k(\text{M}=\text{N}_2) = (1.0 \pm 0.24) \times 10^{30} \text{ cm}^6 \text{ particle}^{-2} \text{ s}^{-1}$  with N<sub>2</sub>: He: CO<sub>2</sub>: : 1.0: 0.6: 2.0. They did not observe any significant temperature variation over the experimental temperature range 724 < T < 844K. Since we expect the equivalent potassium reaction to have a rate coefficient of the same order of magnitude, this measurement supports the rate coefficient expression used for reaction 14 in Table 1.

Jensen and Jones<sup>37</sup> repeated their flame inhibition studies for sodium dipivaloylmethane. Their results for both sodium and potassium are shown in Table 3. Based upon these results Jensen<sup>38</sup> was able to quantitatively reinterpret Kaskan's hydroxyl observations<sup>32</sup> taken in a lean H<sub>2</sub>/O<sub>2</sub>/N<sub>2</sub> flame inhibited by potassium chloride. Jensen did this without the need to postulate the presence of any potassium compound (e.g., KO or KO<sub>2</sub>) other than the hydroxide. (The reinterpretation of Kaskan's sodium inhibited flames was

<sup>35</sup>J. Hastie, NBS, private communication, 1981.

<sup>36</sup>D. Husain and J.M.C. Plane, "Kinetic Investigation of the Reaction Between Na + O<sub>2</sub> + M by Time-Resolved Atomic Resonance Absorption Spectroscopy," J. Chem. Soc. Faraday Trans. 2., Vol. 78, pp. 163-178, 1982.

<sup>37</sup>D.E. Jensen and G.A. Jones, "Kinetics of Flame Inhibition by Sodium," to be published in J. Chem. Soc. Faraday Trans. I., Vol. 78, 1982.

<sup>38</sup>D.E. Jensen, "Alkali-Metal Compounds in Oxygen-Rich Flames (A Reinterpretation of Experimental Results)," to be published, J. Chem. Soc. Faraday Trans. I., Vol. 78, 1982.

much less satisfactory.) Since the idea of postulating the superoxide,  $\text{KO}_2$ , rests upon Kaskan's interpretation, Jensen's reinterpretation underscores the speculative nature of the suppressant mechanism used in Table 1 and points to the need to experimentally identify the potassium containing species inhibited flames.

The basic problem of assuming the reaction mechanism to be reactions (5) and (2) may not have disappeared. The fact that corresponding rate coefficients of Table 3 produce similar values implies similar effectiveness in flame inhibition for both Na and K. This seems counter to the expectation that Na is less effective than K.<sup>13,14</sup>

Referring to the speculative mechanism given by reactions (6) and (7), we note that if the slower, rate-controlling step were reaction (7), then the observed loss of atomic hydrogen would be about the same for sodium or potassium dipivaloylmethane addition. Thus, using reactions (5) and (2) as the assumed mechanism, as did Jensen, we should expect to find similar values of the rate coefficient. If we adopt this position, however, we necessarily imply that the quantitative fitting of Kaskan's hydroxyl results in a potassium inhibited flame are fortuitous.

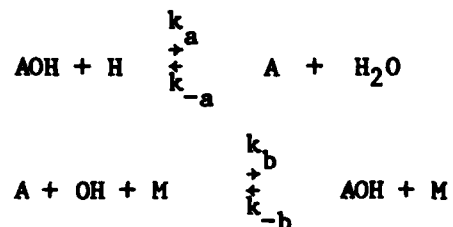
Jensen<sup>38</sup> also estimated the bond energies of both  $\text{Na-O}_2$  and  $\text{K-O}_2$  as  $170 \pm 25$  and  $170 \pm 30$  kJ/mole, respectively. Figger et al<sup>39</sup> measured the  $\text{K-O}_2$  dissociation energy as  $189 \pm 10$  kJ/mole.

---

<sup>39</sup>H. Figger, A. Kowalski and X.H. Zhu, "Chemiluminescent Reaction Between Alkali Dimers and Oxygen Molecules," talk given at 50 years of Reaction Dynamics, Berlin, Oct. 1981, to be published in J. Chem. Phys.

Table 3.

Comparison of inferred rate coefficients for the scheme (A = Na or K):



| <u>Na</u>  | <u>K</u>                                  |
|--|---|
| $k_a : 1.8 \times 10^{-11} \exp(-1000/T)^*$          | $1.8 \times 10^{-11} \exp(-1000/T)$       |
| $k_{-a} : 4.1 \times 10^{-10} \exp(-21,900/T)$       | $5 \times 10^{-10} \exp(-20,000/T)$       |
| $k_b : 5 \times 10^{-27} T^{-1}$                     | $1.5 \times 10^{-27} T^{-1}$              |
| $k_{-b} : 2.5 \times 10^{-3} T^{-1} \exp(-39,300/T)$ | $6 \times 10^{-4} T^{-1} \exp(-41,200/T)$ |

\*Units are cm-particle-second; expressions are derived for the temperature range 1800-2200K.

#### ACKNOWLEDGEMENTS

Thanks are extended to Drs. E. Freedman and G.E. Keller for reviewing an earlier version of this manuscript. Thanks are due Dr. Freedman for several discussions on possible heterogeneous suppressed mechanisms and for supplying the results of the CEC-76 computer runs for the M30A2 propellant.



## REFERENCES

1. G. Klingenberg and H. Mach, "Investigation of Combustion Phenomena Associated With The Flow of Hot Propellant Gases - I Spectroscopic Temperature Measurements Inside the Muzzle Flash of a Rifle," Combustion and Flame, Vol. 27, pp. 163-176, 1976.
2. G. Klingenberg, "Investigation of Combustion Phenomena Associated with the Flow of Hot Propellant Gases. III: Experimental Survey of the Formation and Decay of Muzzle Flow Fields and of Pressure Measurements," Combustion and Flame, Vol. 29, pp. 289-309, 1977.
3. Engineering Design Handbook: Spectral Characteristics of Muzzle Flash, AMCP-706-255, June 1967.
4. R. Ladenburg, "Report on Muzzle Flash," BRL Report No. 426, November 1943 (AD 896671).
5. See, for example, G. SooHoo, "Gun Blast Experiments With an 8"/51 Gun," NSWC/DL Tech. Note TN-T-1/75, February 1975.
6. G.E. Keller, "The Effect of Propellant Composition on Secondary Muzzle Blast Overpressure," BRL Memorandum Report - in final review.
7. S. P. Carfagno, "Handbook on Gun Flash," The Franklin Institute, November 1961, AD 327051.
8. W.A. Rosser, Jr., S.H. Inami and H. Wise, "The Effect of Metal Salts on Premixed Hydrocarbon-Air Flames," Combustion and Flame, Vol. 7, pp. 107-119, 1963.
9. D.R. Miller, R.L. Evers and G.B. Skinner, "Effects of Various Inhibitors on Hydrogen-Air Systems," Combustion and Flame, Vol. 7, pp. 137-142, 1963.
10. K.S. Iya, S. Wollowitz and W.E. Kaskan, "The Mechanism of Flame Inhibition by Sodium Salts," The 15th Symposium (International) on Combustion, pp. 329-336, 1975.
11. J.D. Birchall, "On the Mechanism of Flame Inhibition by Alkali Metal Salts," Combustion and Flame, Vol. 14, pp. 85-95, 1970.
12. R.M. Fristrom, "Combustion Suppression," Fire Res. Abs. and Rev., Vol. 9, pp. 125-152, 1967.
13. J.W. Hastie, "Molecular Basis of Flame Inhibition," J. Res. NBS A. Phys. and Chem., Vol. 77A, pp. 733-754, 1973.
14. E.T. McHale, "Survey of Vapor Phase Chemical Agents For Combustion Suppression," Fire Res. Abs. and Rev., Vol. 11, pp. 90-104, 1969.

REFERENCES (cont'd)

15. See for example, S.R. Moore and F.J. Weinberg, "High Propagation Rates of Explosions in Large Volumes of Gaseous Mixtures," Nature, Vol. 290, pp. 39-40, 1981.
16. V. Yousefian, I.W. May and J.M. Heimerl, "Modeling the Occurrence of Muzzle Flash in Guns," 17th JANNAF Combustion Meeting CPIA Pub. 329, Vol. II, p. 125-140, Nov. 1980.
17. V. Yousefian, "Muzzle Flash Onset," Contract Report ARBRL-CR-00477, Feb. 1982 (AD B063573L).
18. See for example, E.T. McHale, "Experimental Evaluation of Chemical Agents in Suppressing Missile Plume After Burning," AIAA Paper No. 75-1233, AIAA/SAE 11th Propulsion Conference, Anaheim, CA, September 29 October 1, 1975.
19. G. Dixon-Lewis, "Kinetic Mechanism Structure and Properties of Premixed Flames in Hydrogen-Oxygen-Nitrogen Mixtures," Phil. Trans of Roy. Soc., London, Vol. 291, pp. 45-99, 1979.
20. D.E. Jensen and G.A. Jones, "Reaction Rate Coefficients for Flame Calculations," Combustion and Flame, Vol. 32, pp. 1-34, 1978.
21. R. Friedman and J.B. Levy, "Inhibition of Opposed-Jet Methane-Air Diffusion Flames. The Effects of Alkali Metal Vapours and Organic Halides," Combustion and Flame, Vol. 7, pp. 195-201, 1963.
22. E.T. McHale, "Flame Inhibition by Potassium Compounds," Combustion and Flame, Vol. 24, pp. 277-279, 1975.
23. A. Cohen and L. Decker, "Chemical Mechanism For Secondary Flash Suppression," 18th Symposium (International) on Combustion, The Combustion Institute, pp. 225-231, 1981.
24. D.E. Jensen, G.A. Jones and A.C.H. Mace, "Flame Inhibition by Potassium," J. Chem. Soc. Faraday Trans. I, Vol. 75, pp. 2377-2385, 1979.
25. R.F. Simmons and H.G. Wolfhard, "The Influence of Methyl Bromide On Flames. Part I. - Premixed Flames," Trans. Farad. Soc., Vol. 51, pp. 1211-1217, 1955.
26. R.F. Simmons and H.G. Wolfhard, "The Influence of Methyl Bromide on Flames. Part 2 - Diffusion Flames," Trans. Farad. Soc., Vol. 52, Vol. 53-59, 1956.
27. A.G. Gaydon and H.G. Wolfhard, Flames, Their Structure, Radiation and Temperature, Chapman Hall, 3rd Ed. Revised 1970, pp. 150-151.

REFERENCES (cont'd)

28. W.A. Hahn and J.O.L. Wendt, "Studies of Pollutant Formation in Opposed Jet Diffusion Flames," Final Report, Fundamental Combustion Research Program (U.S. Environmental Protection Agency), November 1979, Fig. 41, p. 95.
29. See, for example, Ref. 27, p. 419.
30. W.A. Hahn, J.O.L. Wendt and T.J. Tyson, "Analysis of the Flat Laminar Opposed Jet Diffusion Flame with Finite Rate Detailed Chemical Kinetics," Combust. Sci. and Tech., Vol. 27, pp. 1-17, 1981.
31. W.A. Hahn and J.O.L. Wendt, "NO<sub>x</sub> Formation in Flat, Laminar, Opposed Jet Methane Diffusion Flames," 18th Symposium (International) on Combustion, The Combustion Institute, p. 121-131, 1981.
32. W.E. Kaskan, "The Reaction of Alkali Atoms in Lean Flames," Tenth Symposium (International) on Combustion, pp. 41-46, The Combustion Institute, 1965.
33. V. Yousefian and G.E. Keller, private communication, 1982.
34. G. Dixon-Lewis and R.J. Simpson, "Aspects of Flame Inhibition by Halogen Compounds," Sixteenth Symposium (International) On Combustion, pp. 1111-1119, The Combustion Institute, 1977.
35. J. Hastie, NBS, private communication, 1981.
36. D. Husain and J.M.C. Plane, "Kinetic Investigation of the Reaction Between Na + O<sub>2</sub> + M by Time-Resolved Atomic Resonance Absorption Spectroscopy," J. Chem. Soc. Faraday Trans. 2., Vol. 78, pp. 163-178, 1982.
37. D.E. Jensen and G.A. Jones, "Kinetic of Flame Inhibition by Sodium," to be published in J. Chem. Soc. Faraday Trans. I, Vol. 78, 1982.
38. D.E. Jensen. "Alkali-Metal Compounds in Oxygen-Rich Flames (A Reinterpretation of Experimental Results)," to be published, J. Chem. Soc. Faraday Trans. I, Vol. 78, 1982.
39. H. Figger, A. Kowalski and X.H. Zhu, "Chemiluminescent Reaction Between Alkali Dimers and Oxygen Molecules," talk given at 50 years of Reaction Dynamics, Berlin, Oct. 1981, to be published in J. Chem. Phys.

DISTRIBUTION LIST

| <u>No. Of<br/>Copies</u> | <u>Organization</u>  | <u>No. Of<br/>Copies</u> | <u>Organization</u>  |
|--------------------------|--|--------------------------|--|
| 12                       | Administrator<br>Defense Technical Info<br>Center<br>ATTN: DTIC-DDA<br>Cameron Station<br>Alexandria, VA 22314               | 4                        | Commander<br>US Army Research Office<br>ATTN: R. Girardelli<br>D. Mann<br>R. Singleton<br>D. Squire<br>Research Triangle Park, NC<br>27709 |
| 1                        | Commander<br>USA DARCOM<br>ATTN: DRCDMD-ST<br>5001 Eisenhower Avenue<br>Alexandria, VA 22333                                 | 1                        | Commander<br>USA Communications Research<br>and Development Command<br>ATTN: DRDCO-PPA-SA<br>Fort Monmouth, NJ 07703                       |
| 1                        | Commander<br>USA ARRADCOM<br>ATTN: DRDAR-TDC<br>D. Gyrog<br>Dover, NJ 07801  | 1                        | Commander<br>USA Electronics Research and<br>Development Command<br>Technical Support Activity<br>ATTN: DELSD-L<br>Fort Monmouth, NJ 07703 |
| 2                        | Commander<br>USA ARRADCOM<br>ATTN: DRDAR-TSS<br>Dover, NJ 07801  | 2                        | Commander<br>USA ARRADCOM<br>ATTN: DRDAR-LCA-G,<br>D.S. Downs<br>J.A. Lannon<br>Dover, NJ 07801  |
| 1                        | Commander<br>USA ARRCOM<br>ATTN: DRSAR-LEP-L,<br>Rock Island, IL 61299   | 1                        | Commander<br>USA ARRADCOM<br>ATTN: DRDAR-LC, L. Harris<br>Dover, NJ 07801  |
| 1                        | Director<br>USA ARRADCOM<br>Benet Weapons Laboratory<br>ATTN: DRDAR-LCB-TL<br>Watervliet, NY 12189                           | 1                        | Commander<br>USA ARRADCOM<br>ATTN: DRDAR-SCA-T,<br>L. Stiefel<br>Dover, NJ 07801   |
| 1                        | Commander<br>USA Aviation Research<br>& Development Command<br>ATTN: DRDAV-E<br>4300 Goodfellow Blvd.<br>St. Louis, MO 63120 | 1                        | Commander<br>USA Missile Command<br>ATTN: DRSMI-R<br>Redstone Arsenal, AL 35898  |
| 1                        | Director<br>USA Air Mobility Research &<br>Development Laboratory<br>Ames Research Center<br>Moffett Field, CA 94035         | 1                        | Commander<br>USA Missile Command<br>ATTN: DRSMI-YDL<br>Redstone Arsenal, AL 35898  |

**DISTRIBUTION LIST**

| <u>No. Of<br/>Copies</u> | <u>Organization</u>  | <u>No. Of<br/>Copies</u> | <u>Organization</u>   |
|--------------------------|--|--------------------------|---|
| 1                        | Commander<br>USA Missile Command<br>ATTN: DRSMI-RK, D.J. Ifshin<br>Redstone Arsenal, AL 35898                                    | 4                        | Commander<br>Naval Weapons Center<br>ATTN: R.L. Derr, Code 388<br>China Lake, CA 93555                                      |
| 1                        | Commander<br>USA Tank Automotive Research<br>and Development Command<br>ATTN: DRDTA-UL<br>Warren, MI 48090                       | 1                        | Commander<br>Naval Weapons Center<br>ATTN: T. Boggs<br>China Lake, CA 93555   |
| 1                        | Director<br>USA TRADOC System Analysis<br>Activity<br>ATTN: ATAA-SL, Tech Lib<br>WSMR, NM 88002                                  | 1                        | Commander<br>Naval Surface Weapons<br>Center<br>ATTN: G. B. Wilmot, R-16<br>Silver Spring<br>MD 20910                       |
| 1                        | Office of Naval Research<br>Department of the Navy<br>ATTN: R.S. Miller, Code 432<br>800 N. Quincy Street<br>Arlington, VA 22217 | 1                        | Commanding Officer<br>Naval Underwater Systems<br>Center Weapons Dept.<br>ATTN: R.S. Lazar/Code 36301<br>Newport, RI 02840  |
| 1                        | Navy Strategic Systems<br>Project Office<br>ATTN: R.D. Kinert, SP 2731<br>Washington, DC 20360                                   | 1                        | Superintendent<br>Naval Postgraduate School<br>Dept. of Aeronautics<br>ATTN: D.W. Netzer<br>Monterey, CA 93940              |
| 1                        | Commander<br>Naval Air Systems Command<br>ATTN: J. Ramnarace,<br>AIR-54111C<br>Washington, DC 20360                              | 6                        | AFRPL (DRSC)<br>ATTN: R. Geisler<br>D. George<br>B. Goshgarian<br>J. Levine<br>W. Roe<br>D. Weaver<br>Edwards AFB, CA 93523 |
| 3                        | Commanding Officer<br>Naval Ordnance Station<br>ATTN: C. Irish<br>S. Mitchell<br>P.L. Stang, Code 515<br>Indian Head, MD 20640   | 1                        | AFATL/DLDL<br>ATTN: O.K. Heiney<br>Eglin AFB, FL 32542  |
| 1                        | Commander<br>Naval Surface Weapons Center<br>ATTN: J.L. East, Jr., G-20<br>Dahlgren, VA 22448                                    | 1                        | AFOSR<br>ATTN: L.H. Caveny<br>Bolling Air Force Base<br>Washington, DC 20332  |

**DISTRIBUTION LIST**

| <u>No. Of<br/>Copies</u> | <u>Organization</u>   | <u>No. Of<br/>Copies</u> | <u>Organization</u>   |
|--------------------------|---|--------------------------|---|
| 1                        | NASA<br>Langley Research Center<br>ATTN: G.B. Northam/MS 168<br>Hampton, VA 23365   | 1                        | Atlantic Research Corp.<br>ATTN: R.H.W. Waesche<br>7511 Wellington Road<br>Gainesville, VA 22065  |
| 1                        | NASA<br>Lewis Research Center<br>ATTN: Fred J. Kohl<br>High Temperature Chemistry<br>Section, MS-106-1, Mat Div<br>21000 Brookpark Rd.<br>Cleveland, Ohio 44135 | 1                        | AVCO Everett Rsch. Lab. Div.<br>ATTN: D. Stickler<br>2385 Revere Beach Parkway<br>Everett, MA 02149   |
| 5                        | National Bureau of Standards<br>ATTN: J. Hastie<br>M. Jacox<br>T. Kashiwagi<br>H. Semerjian<br>J. Stevenson<br>US Dept of Commerce<br>Washington, DC 20234      | 1                        | Battelle-Columbus Labs<br>Tactical Technology Center<br>ATTN: J. Huggins<br>505 King Avenue<br>Columbus, OH 43201   |
| 1                        | Aerochem Research Labs, Inc.<br>ATTN: Dr. H.F. Calcote<br>P.O. Box 12<br>Princeton, N.J. 08540  | 2                        | Exxon Research & Engineering<br>ATTN: A. Dean<br>M. Chou<br>P.O. Box 8<br>Linden, NJ 07036  |
| 1                        | Aerodyne Research Inc.<br>ATTN: Dr. C.E. Kolb<br>45 Manning Road<br>The Research Ct. at Manning<br>Pk.<br>Billerica, Mass. 01821                                | 1                        | Ford Aerospace and<br>Communications Corp.<br>DIVAD Division<br>Div. Hq., Irvine<br>ATTN: D. Williams<br>Main Street & Ford Road<br>Newport Beach, CA 92663 |
| 1                        | Aerojet Solid Propulsion Co.<br>ATTN: P. Micheli<br>Sacramento, CA 95813  | 1                        | General Electric Armament<br>& Electrical Systems<br>ATTN: M.J. Bulman<br>Lakeside Avenue<br>Burlington, VT 05402   |
| 1                        | Applied Combustion<br>Technology, Inc.<br>ATTN: A.M. Varney<br>2910 N. Orange Avenue<br>Orlando, FL 32804   | 1                        | General Electric Company<br>ATTN: M. Lapp<br>Schenectady, NY 12301  |
| 1                        | Atlantic Research Corp.<br>ATTN: M.K. King<br>5390 Cherokee Avenue<br>Alexandria, VA 22314  |                          |   |

**DISTRIBUTION LIST**

| <u>No. Of<br/>Copies</u> | <u>Organization</u>   | <u>No. Of<br/>Copies</u> | <u>Organization</u>  |
|--------------------------|---|--------------------------|--|
| 1                        | General Electric Ordnance<br>Systems<br>ATTN: J. Mandzy<br>100 Plastics Avenue<br>Pittsfield, MA 01203                      | 1                        | Lawrence Livermore<br>National Laboratory<br>ATTN: C. Westbrook<br>Livermore, CA 94550                             |
| 1                        | General Motors Rsch Labs<br>Physics Department<br>ATTN: J.H. Bechtel<br>Warren, MI 48090                                    | 1                        | Lockheed Palo Alto Rsch Lab<br>ATTN: George Lo<br>3251 Hanover Street<br>Dept. 52-35/B204/2<br>Palo Alto, CA 94304 |
| 1                        | Grumman Aerospace Corp.<br>R & D Ct.<br>ATTN: Mike Slack<br>A08-5<br>Bethpage, N.Y. 11714                                   | 1                        | Los Alamos National Lab<br>ATTN: B. Nichols<br>T7, MS-B284<br>P.O. Box 1663<br>Los Alamos, NM 87544                |
| 3                        | Hercules, Inc.<br>Alleghany Ballistics Lab.<br>ATTN: R.R. Miller<br>P.O. Box 210<br>Cumberland, MD 21501                    | 1                        | National Measurement<br>Laboratory<br>ATTN: Dr. J.W. Hastie<br>NBS<br>Washington, D.C. 20234                       |
| 3                        | Hercules, Inc.<br>Bacchus Works<br>ATTN: K.P. McCarty<br>P.O. Box 98<br>Magna, UT 84044                                     | 1                        | IBM Corp<br>ATTN: A. C. Tam, Rsch Div<br>5600 Cottle Road<br>San Jose, CA 95193                                    |
| 1                        | Hercules, Inc.<br>AFATL/DLDD<br>ATTN: R.L. Simmons<br>Eglin AFB, FL 32542   | 1                        | Olin Corporation<br>Smokeless Powder Operations<br>ATTN: R.L. Cook<br>P.O. Box 222<br>St. Marks, FL 32355          |
| 1                        | Honeywell, Inc.<br>Defense Systems Division<br>ATTN: D.E. Broden/<br>MS MN50-2000<br>600 2nd Street NE<br>Hopkins, MN 55343 | 1                        | Paul Gough Associates, Inc.<br>ATTN: P.S. Gough<br>P.O. Box 1614<br>Portsmouth, NH 03801                           |

**DISTRIBUTION LIST**

| <u>No. Of<br/>Copies</u> | <u>Organization</u>   | <u>No. Of<br/>Copies</u> | <u>Organization</u>   |
|--------------------------|---|--------------------------|---|
| 2                        | Princeton Combustion<br>Research Laboratories<br>ATTN: M. Summerfield<br>N.A. Messina<br>1041 US Highway One North<br>Princeton, NJ 08540 | 4                        | SRI International<br>ATTN: S. Barker<br>D. Crosley<br>D. Golden<br>Tech Lib<br>333 Ravenswood Avenue<br>Menlo Park, CA 94025  |
| 1                        | Pulsepower Systems, Inc.<br>ATTN: L.C. Elmore<br>815 American Street<br>San Carlos, CA 94070  | 1                        | Stevens Institute of Tech.<br>Davidson Laboratory<br>ATTN: R. McAlevy, III<br>Hoboken, NJ 07030                               |
| 1                        | Rockwell International Corp.<br>Rocketdyne Division<br>ATTN: J.E. Flanagan/HB02<br>6633 Canoga Avenue<br>Canoga Park, CA 91304            | 1                        | Teledyne McCormack-Selph<br>ATTN: C. Leveritt<br>3601 Union Road<br>Hollister, CA 95023                                       |
| 2                        | Sandia National Laboratories<br>Combustion Sciences Dept.<br>ATTN: R. Cattolica<br>D. Stephenson<br>Livermore, CA 94550                   | 1                        | Thiokol Corporation<br>Elkton Division<br>ATTN: W.N. Brundige<br>P.O. Box 241<br>Elkton, MD 21921                             |
| 1                        | Science Applications, Inc.<br>ATTN: R.B. Edelman<br>23146 Cumorah Crest<br>Woodland Hills, CA 91364                                       | 3                        | Thiokol Corporation<br>Huntsville Division<br>ATTN: D.A. Flanagan<br>Huntsville, AL 35807                                     |
| 1                        | Science Applications, Inc.<br>ATTN: H.S. Pergament<br>1100 State Road, Bldg. N<br>Princeton, NJ 08540                                     | 3                        | Thiokol Corporation<br>Wasatch Division<br>ATTN: J.A. Peterson<br>P.O. Box 524<br>Brigham City, UT 84302                      |
| 1                        | Shock Hydrodynamics<br>ATTN: W. Anderson<br>4710-16 Vineland Avenue<br>North Hollywood, CA 91602  | 1                        | United Technologies<br>ATTN: A.C. Eckbreth<br>East Hartford, CT 06108   |
| 1                        | Space Sciences, Inc.<br>ATTN: M. Farber<br>Monrovia, CA 91016   | 2                        | United Technologies<br>Chemical Systems Division<br>ATTN: R. S. Brown<br>R. O. McLaren<br>P.O. Box 358<br>Sunnyvale, CA 94086 |



## DISTRIBUTION LIST

| <u>No. Of<br/>Copies</u> | <u>Organization</u>  | <u>No. Of<br/>Copies</u> | <u>Organization</u>  |
|--------------------------|--|--------------------------|--|
| 1                        | Universal Propulsion Company<br>ATTN: H.J. McSpadden<br>Black Canyon Stage 1<br>Box 1140<br>Phoenix, AZ 85029                      | 1                        | University of Southern<br>California<br>Dept. of Chemistry<br>ATTN: S. Benson<br>Los Angeles, CA 90007                           |
| 1                        | University of Arizona<br>Department of Chemistry<br>ATTN: Professor J. Wendt<br>Tucson, AZ 85721                                   | 1                        | Case Western Reserve Univ.<br>Div. of Aerospace Sciences<br>ATTN: J. Tien<br>Cleveland, OH 44135                                 |
| 1                        | Brigham Young University<br>Dept. of Chemical Engineering<br>ATTN: M.W. Beckstead<br>Provo, UT 84601                               | 1                        | Baker Laboratory<br>Dept. of Chemistry<br>ATTN: E. Grant<br>Ithaca, NY 14853   |
| 1                        | California Institute of Tech.<br>Jet Propulsion Laboratory<br>ATTN: MS 125/159<br>4800 Oak Grove Drive<br>Pasadena, CA 91103       | 1                        | Univ. of Dayton Resch Inst.<br>ATTN: D. Campbell<br>AFRPL/PAP Stop 24<br>Edwards AFB, CA 93523                                   |
| 1                        | California Institute of<br>Technology<br>ATTN: F.E.C. Culick/<br>MC 301-46<br>204 Karman Lab.<br>Pasadena, CA 91125                | 1                        | University of Florida<br>Dept. of Chemistry<br>ATTN: J. Winefordner<br>Gainesville, FL 32601                                     |
| 1                        | University of California,<br>Berkeley<br>Mechanical Engineering Dept.<br>ATTN: J. Daily<br>Berkeley, CA 94720                      | 3                        | Georgia Institute of<br>Technology<br>School of Aerospace<br>Engineering<br>ATTN: E. Price<br>Atlanta, GA 30332                  |
| 1                        | University of California<br>Los Alamos National Lab.<br>ATTN: T.D. Butler<br>P.O. Box 1663, Mail Stop B216<br>Los Alamos, NM 87545 | 2                        | Georgia Institute of<br>Technology<br>School of Aerospace<br>Engineering<br>ATTN: W.C. Strahle<br>B.T. Zinn<br>Atlanta, GA 30332 |
| 2                        | University of California,<br>Santa Barbara<br>Quantum Institute<br>ATTN: K. Schofield<br>M. Steinberg<br>Santa Barbara, CA 93106   | 1                        | Hughes Aircraft Company<br>ATTN: T.E. Ward<br>8433 Fallbrook Avenue<br>Canoga Park, CA 91303                                     |
|                          |  | 1                        | University of Illinois<br>Dept of Mech Eng<br>ATTN: H. Krier<br>144 MEB, 1206 W. Green St.<br>Urbana, IL 61801                   |

**DISTRIBUTION LIST**

| <u>No. Of<br/>Copies</u> | <u>Organization</u>  | <u>No. Of<br/>Copies</u> | <u>Organization</u>   |
|--------------------------|--|--------------------------|---|
| 1                        | Johns Hopkins University/APL<br>Chemical Propulsion<br>Information Agency<br>ATTN: T.W. Christian<br>Johns Hopkins Road<br>Laurel, MD 20707        | 2                        | Purdue University<br>School of Aeronautics<br>and Astronautics<br>ATTN: R. Glick<br>J.R. Osborn<br>Grissom Hall<br>West Lafayette, IN 47907                       |
| 1                        | University of Minnesota<br>Dept. of Mechanical<br>Engineering<br>ATTN: E. Fletcher<br>Minneapolis, MN 55455  | 3                        | Purdue University<br>School of Mechanical<br>Engineering<br>ATTN: N.M. Laurendeau<br>S.N.B. Murthy<br>D. Sweeney<br>TSPC Chaffee Hall<br>West Lafayette, IN 47907 |
| 1                        | Midwest Research Institute<br>ATTN: Frank T. Greene<br>425 Volker Blvd.<br>Kansas City, MO 64110   | 1                        | Rensselaer Polytechnic Inst.<br>Dept. of Chemical Engineering<br>ATTN: A. Fontijn<br>Troy, NY 12181   |
| 4                        | Pennsylvania State University<br>Applied Research Laboratory<br>ATTN: G.M. Faeth<br>K.K. Kuo<br>H. Palmer<br>M. Micci<br>University Park, PA 16802 | 2                        | Southwest Research Institute<br>ATTN: Robert E. White<br>A.B. Wenzel<br>8500 Culebra Rd.<br>San Antonio, TX 78228   |
| 1                        | Polytechnic Institute of NY<br>ATTN: S. Lederman<br>Route 110<br>Farmingdale, NY 11735   | 1                        | Stanford University<br>Dept. of Mechanical<br>Engineering<br>ATTN: R. Hanson<br>Stanford, CA 94305  |
| 2                        | Princeton University<br>Forrestal Campus Library<br>ATTN: K. Brezinsky<br>I. Glassman<br>P.O. Box 710<br>Princeton, NJ 08540                       | 2                        | University of Texas<br>Dept. of Chemistry<br>ATTN: W. Gardiner<br>H. Schaefer<br>Austin, TX 78712   |
| 1                        | Princeton University<br>MAE Dept., Eng. Quad.<br>ATTN: F.A. Williams, D325<br>P.O. Box 710<br>Princeton, NJ 08540                                  |                          |   |

**DISTRIBUTION LIST**

| <u>No. of<br/>Copies</u> | <u>Organization</u>   |
|--------------------------|---|
| 1                        | University of Utah<br>Dept. of Chemical Engineering<br>ATTN: G. Flandro<br>Salt Lake City, UT 84112 |
| 1                        | Virginia Polytechnical<br>Institute State University<br>ATTN: J.A. Schetz<br>Blacksburg, VA 24061   |

Aberdeen Proving Ground

Dir, USAMSA  
ATTN: DRXSY-D  
DRXSY-MP, H. Cohen  
Cdr, USATECOM  
ATTN: DRSTE-TO-F  
Dir, USACSL, Bldg. E3516, EA  
ATTN: DRDAR-CLB-PA

USER EVALUATION OF REPORT

Please take a few minutes to answer the questions below; tear out this sheet, fold as indicated, staple or tape closed, and place in the mail. Your comments will provide us with information for improving future reports.

1. BRL Report Number \_\_\_\_\_

2. Does this report satisfy a need? (Comment on purpose, related project, or other area of interest for which report will be used.)

\_\_\_\_\_  
\_\_\_\_\_  
\_\_\_\_\_

3. How, specifically, is the report being used? (Information source, design data or procedure, management procedure, source of ideas, etc.) \_\_\_\_\_

\_\_\_\_\_  
\_\_\_\_\_

4. Has the information in this report led to any quantitative savings as far as man-hours/contract dollars saved, operating costs avoided, efficiencies achieved, etc.? If so, please elaborate.

\_\_\_\_\_  
\_\_\_\_\_

5. General Comments (Indicate what you think should be changed to make this report and future reports of this type more responsive to your needs, more usable, improve readability, etc.) \_\_\_\_\_

\_\_\_\_\_  
\_\_\_\_\_  
\_\_\_\_\_

6. If you would like to be contacted by the personnel who prepared this report to raise specific questions or discuss the topic, please fill in the following information.

Name: \_\_\_\_\_

Telephone Number: \_\_\_\_\_

Organization Address: \_\_\_\_\_

\_\_\_\_\_  
\_\_\_\_\_