

LEVEL 12



-TR-0097

Reports Control Symbol
USD - 1366

DTIC FILE COPY AD A709277

BACKSCATTER AND EXTINCTION IN WATER CLOUDS

OCTOBER 1981

By

R. G. Pinnick
US Army Atmospheric Sciences Laboratory
White Sands Missile Range, NM 88002

S. G. Jennings
Department of Pure and Applied Physics
University of Manchester
Institute of Science and Technology
Manchester, England

Petr Chýlek
Department of Meteorology
Massachusetts Institute of Technology
Cambridge, MA 02139

Chris Ham
Physical Science Laboratory
New Mexico State University
Las Cruces, NM 88003

DTIC
SELECTED
JAN 6 1982
H

Approved for public release; distribution unlimited.



US Army Electronics Research and Development Command

Atmospheric Sciences Laboratory

White Sands Missile Range, NM 88002

82 01 04 030

NOTICES

Disclaimers

The findings in this report are not to be construed as an official Department of the Army position, unless so designated by other authorized documents.

The citation of trade names and names of manufacturers in this report is not to be construed as official Government indorsement or approval of commercial products or services referenced herein.

Disposition

Destroy this report when it is no longer needed. Do not return it to the originator.

SECURITY CLASSIFICATION OF THIS PAGE (When Data Entered)

REPORT DOCUMENTATION PAGE		READ INSTRUCTIONS BEFORE COMPLETING FORM
1. REPORT NUMBER ASL-TR-0097	2. GOVT ACCESSION NO. AD-A109277	3. RECIPIENT'S CATALOG NUMBER
4. TITLE (and Subtitle) BACKSCATTER AND EXTINCTION IN WATER CLOUDS		5. TYPE OF REPORT & PERIOD COVERED Final Report
		6. PERFORMING ORG. REPORT NUMBER
7. AUTHOR(s) R. G. Pinnick, ASL, WSMR, NM; S. G. Jennings, U of Manchester, Manchester, England; Petr Chýlek, MIT, Cambridge, MA; Chris Ham, PSL, NMSU, NM		8. CONTRACT OR GRANT NUMBER(s)
9. PERFORMING ORGANIZATION NAME AND ADDRESS US Army Atmospheric Sciences Laboratory White Sands Missile Range, NM 88002		10. PROGRAM ELEMENT, PROJECT, TASK AREA & WORK UNIT NUMBERS DA Task 1L161102B53A
11. CONTROLLING OFFICE NAME AND ADDRESS US Army Electronics Research and Development Command Adelphi, MD 20783		12. REPORT DATE October 1981
		13. NUMBER OF PAGES 50
14. MONITORING AGENCY NAME & ADDRESS (if different from Controlling Office)		15. SECURITY CLASS. (of this report) UNCLASSIFIED
		15a. DECLASSIFICATION/DOWNGRADING SCHEDULE
16. DISTRIBUTION STATEMENT (of this Report) Approved for public release; distribution unlimited.		
17. DISTRIBUTION STATEMENT (of the abstract entered in Block 20, if different from Report)		
18. SUPPLEMENTARY NOTES		
19. KEY WORDS (Continue on reverse side if necessary and identify by block number) Lidar measurement of cloud Remote sensing of cloud Backscatter and extinction in cloud Backscatter and liquid water content in cloud		
20. ABSTRACT (Continue on reverse side if necessary and identify by block number) Atmospheric clouds can adversely affect the operation of military electro-optical systems, particularly under slant path scenarios. The probing of clouds by the lidar technique, in which a short pulse of laser radiation scattered backwards by the cloud droplets is detected, is attractive for two reasons. First, it is a remote sensing technique, and measurements at ranges of several kilometers are possible. Second, it can give a two-dimensional picture of the cloud and trace its time-development. Unfortunately, in some		

4106623

20. ABSTRACT (cont)

cases meaningful information from a lidar backscatter signal is hard to obtain. If the backscatter signal could somehow be related to a more interesting quantity, for example the extinction coefficient, the value of the lidar measurement would increase substantially. In this report a linear relation between the volume extinction coefficient σ_e (km^{-1}) and backscatter coefficient σ_b ($\text{km}^{-1}\text{sr}^{-1}$) of atmospheric cloud at visible and near-infrared wavelengths is derived. The relation is independent of the droplet-size distribution and has the form $\sigma_e = \frac{8\pi}{g(\lambda)} \sigma_b$, where $g(\lambda)$ is the averaged value of the backscatter gain $G(x)$ over the range of droplet-size parameters realistic for clouds. At a wavelength $\lambda = 1.06\mu\text{m}$ the relation is $\sigma_e = 15.8\sigma_b$. The relation is in good agreement (within 50 percent) with Mie calculations of extinction and backscatter coefficients based on 156 measurements of cloud droplet spectra in cumulus and stratus type clouds. The relation suggests that visible or near-infrared extinction coefficients in a cloud of unknown type could be inferred from lidar backscatter measurements alone, at least near the cloud boundary where the contribution of multiply scattered photons to the lidar return signal can be neglected. No similar size-distribution-independent relation between backscatter coefficient and liquid water content of cloud is found, suggesting that cloud liquid water content cannot be inferred solely from lidar backscatter measurements.

Accession For	
NTIS GRA&I	<input checked="" type="checkbox"/>
DTIC TAB	<input type="checkbox"/>
Unannounced	<input type="checkbox"/>
Justification	
By	
Distribution/	
Availability Codes	
Dist	Avail and/or Special
A	

CONTENTS

LIST OF FIGURES.....	4
1. INTRODUCTION.....	7
2. BACKSCATTER AND EXTINCTION IN CLOUD.....	8
3. VERIFICATION OF THE EXTINCTION BACKSCATTER RELATION.....	13
4. BACKSCATTER AND LIQUID WATER CONTENT IN CLOUD.....	18
5. EXTINCTION AND LIQUID WATER CONTENT IN CLOUD.....	21
6. ABSORPTION AND LIQUID WATER CONTENT IN CLOUD.....	25
7. CONCLUSION.....	25
8. REFERENCES.....	27

LIST OF FIGURES

Figure 1.	Backscatter gain $G(x)$ for water droplets at a wavelength $\lambda = 1.06\mu\text{m}$ (refractive index $m = 1.326 - 5 \times 10^{-3}i$) calculated for size parameters (lower size parameter, upper size parameter, step δx): (0.001, 0.1, 0.001), (0.1, 1, 0.005), (1, 10, 0.01), (10, 20, 0.05), (20, 500, 0.1).....	10
Figure 2.	More detailed calculations of the backscatter gain $G(x)$ around $x = 300$ with resolution in size parameters $\delta x = 0.01$. The quasiperiodic structure with periods $\Delta x \approx 0.41, 0.83, 14$ are apparent.....	11
Figure 3.	Running mean of the backscatter gain near size parameter 300, suggesting that if the backscatter gain is averaged over size parameter intervals $\Delta x = 14$ the result will be constant (independent of size parameter).....	12
Figure 4.	Averaged values of the backscatter gain $G(x)$ over intervals $\Delta x = 14$ for size parameters realistic in atmospheric cloud (size parameters 0-500 correspond to radii 0-85 μm at $\lambda = 1.06\mu\text{m}$).....	12
Figure 5.	Volume extinction coefficient versus volume backscatter coefficient at a wavelength $\lambda = 1.06\mu\text{m}$ for 156 droplet size distributions measured in the major cloud types.....	17
Figure 6.	Same as figure 5 except for the DF laser wavelength $\lambda = 3.8\mu\text{m}$	17
Figure 7.	Same as figure 6 except for the CO_2 laser wavelength $\lambda = 10.6\mu\text{m}$	19
Figure 8.	Same as figure 6 except for the near-millimeter wavelength $\lambda = 1364\mu\text{m}$ frequency 220 GHz.....	19
Figure 9.	Same as figure 6 except for the near-millimeter wavelength $\lambda = 2143\mu\text{m}$ frequency 140 GHz.....	20
Figure 10.	Same as figure 6 except for the near-millimeter wavelength $\lambda = 3192\mu\text{m}$ frequency 94 GHz.....	20

Figure 11.	Volume backscatter coefficient at a wavelength $\lambda = 1.06\mu\text{m}$ vs liquid water content for 156 measured droplet size distributions of cumulus and stratus type clouds.....	22
Figure 12.	Same as figure 11 except for $\lambda = 3.8\mu\text{m}$	22
Figure 13.	Same as figure 11 except for $\lambda = 10.6\mu\text{m}$	23
Figure 14.	Volume extinction coefficient at a wavelength $\lambda = 10.6\mu\text{m}$ vs liquid water content for 156 cloud droplet size dis- tribution measurements of cumulus and stratus clouds.....	24
Figure 15.	Volume absorption coefficient at a wavelength $\lambda = 3.8\mu\text{m}$ vs liquid water content for 156 cloud droplet size distributions of cumulus and stratus clouds.....	26

1. INTRODUCTION

Despite considerable effort toward the application of the lidar technique to remote measurement of clouds,¹⁻⁴ no one seems to have looked for (or at least to have found) a unique relation between cloud backscatter and extinction coefficients. If such a relation exists, it would increase the value of lidar measurements, since the cloud extinction coefficient (and, interestingly, also the total droplet surface area) could be inferred from the backscatter signal.

We will show that for ruby ($\lambda = 0.694\mu\text{m}$) and Nd-YAG ($\lambda = 1.06\mu\text{m}$) laser wavelengths a relation exists between the cloud extinction coefficient σ_e (km^{-1}) and the backscatter coefficient σ_b ($\text{km}^{-1}\text{sr}^{-1}$), independent of the form of the cloud drop-size distribution. We will show, however, that cloud liquid water content for clouds of unknown drop-size distribution cannot be inferred from visible, infrared, or near-millimeter (elastic) backscatter measurements alone.

¹R. T. H. Collis, 1965, "Lidar Observations of Cloud," Science, 149:978-981

²V. E. Derr, N. L. Abshire, R. E. Cupp, and G. T. McNice, 1965, "Depolarization of Lidar Returns from Virga and Source Cloud," J Appl Meteorol, 15:1200-1203

³G. N. Plass and G. W. Kattawar, 1971, "Reflection of Light Pulses from Clouds," Appl Opt, 10:2304-2310

⁴C. M. R. Platt, 1973, "Lidar and Radiometric Observation of Cirrus Clouds," J Atmos Sci, 30:1191-1204

⁵R. M. Schotland, K. Sassen, and R. Stone, 1971, "Observation by Lidar of Linear Depolarization Ratios for Hydrometeors," J Appl Meteorol, 10:1011-1017

⁶V. E. Zuev and Yu. S. Balin, 1972, "Investigation of Atmospheric Boundary Layers and Clouds by the Laser Tracking Method," Fizika, 15:125-128

Finally, we will show that previously derived relations between infrared ($\lambda = 11\mu\text{m}$) extinction and liquid water content in fog and between infrared ($\lambda = 3.8\mu\text{m}$) absorption and liquid water content in fog^{*} can also be applied to most clouds.

2. BACKSCATTER AND EXTINCTION IN CLOUD

The volume extinction and backscatter coefficients σ_e and σ_b of a polydispersion of spherical cloud droplets characterized by a size distribution $n(r)$ and refractive index m are given by

$$\sigma_e = \int \pi r^2 Q_e(m, x) n(r) dr, \quad (1)$$

$$\sigma_b = \frac{1}{4\pi} \int \pi r^2 G(m, x) n(r) dr, \quad (2)$$

where $Q_e(m, x)$ is the Mie efficiency factor for extinction for a particle with refractive index m and size parameter $x = 2\pi r/\lambda$, and $G(m, x)$ is the backscatter gain defined as 4π times the ratio of the differential backscatter cross section to the geometric area.

To find a relation between the extinction and backscatter coefficients σ_e and σ_b that holds for all cloud types independent of drop size, we have to resort to approximate expressions for the Mie efficiencies Q_e and G in equations (1) and (2). Since extinction in cloud is dominated by droplets with radii $2\mu\text{m} < r < 85\mu\text{m}$ (corresponding to size parameters $12 < x < 500$ at a wavelength $\lambda = 1.06\mu\text{m}$), the extinction efficiency in equation (1) can justifiably be approximated by $Q_e \approx 2$. However, because of the complicated functional behavior of the backscatter gain $G(x)$ for large x , we might think that no simple approximation could be used for it in equation (2).

^{*}Petr Chýlek, 1978, "Extinction and Liquid Water Content of Fogs and Clouds," J Atmos Sci, 35:296-300

^{*}R. G. Pinnick, S. G. Jennings, Petr Chýlek, and H. J. Auvermann, 1979, "Verification of a Linear Relation Between IR Extinction, Absorption and Liquid Water Content of Fogs," J Atmos Sci, 36:1577-1586

Nevertheless, let us examine the form of the Mie backscatter gain $G(x)$ for water droplets over a range of size parameters representative of atmospheric cloud droplets (we must of course restrict our attention to warm clouds containing no irregular ice particles). Calculations of $G(x)$ for $0 < x < 500$ in figure 1 show the familiar oscillating behavior with several distinct resonance periods. To show more detail in the backscatter gain, we made additional calculations with increased size resolution $\Delta x = 0.01$ from $x = 300$ to $x = 325$ (figure 2). The resonances with periods $\Delta x = 0.41, 0.83, 14$ predicted by Nussenzveig⁹ (using complex angular momentum theory) and found by Shipley and Weinman¹⁰ are now readily apparent.

Since our interest here is in lidar backscattering from a polydispersion of many cloud droplets of different sizes (rather than backscattering from single droplets), we are motivated to investigate some averaging scheme for the backscatter gain. A realistic size distribution of cloud droplets has a fairly uniform distribution of droplets throughout small ranges of drop size, so (following Shipley and Weinman¹⁰) let us calculate a running mean of the backscatter gain over intervals of a resonance period evident in figure 2, $\Delta x = 0.83$. This running mean (figure 3) shows that to first order the averaged backscatter gain oscillates about some nearly constant value with a period of oscillation $\Delta x \approx 14$. If cloud droplet distributions are assumed to be somewhat uniform over intervals $\Delta x = 14$ (corresponding to $\Delta r \approx 2.4 \mu\text{m}$ at $\lambda = 1.06 \mu\text{m}$), the exact Mie values $G(x)$ can be averaged over these intervals. These averaged values $\overline{G(x)}$ over $\Delta x = 14$ for the entire range of size parameters realistic for cloud are shown in figure 4. The averaged values $\overline{G(x)}$ are slowly varying (except for small drops with size parameters less than 14, which are unimportant), and thus we can replace $G[m(\lambda), x]$ in equation (2) by a constant value $g(\lambda)$ that is independent of size parameter and depends only on the radiation wavelength λ . Note that in doing so we constrain the cloud to have a fairly uniform distribution of droplets over intervals $\Delta r \approx 2.4 \mu\text{m}$. (Actually this constraint can be loosened to require uniformity over intervals $\Delta r \approx 1.2 \mu\text{m}$ if we can choose the intervals to be over half-cycles of the $\Delta x \approx 14$ oscillation in the running mean of the backscatter gain.)

The use of these approximations for the Mie extinction efficiency ($Q_e = 2$) and backscatter gain [$G = g(\lambda)$] in equations (1) and (2), leads to the cloud extinction coefficient being linearly related to the backscatter coefficient

⁹H. M. Nussenzveig, 1969, "High-Frequency Scattering by a Transparent Sphere, II. Theory of the Rainbow and Glory," J Math Phys, 10:125-176

¹⁰S. T. Shipley and J. A. Weinman, 1978, "A Numerical Study of Scattering by Large Dielectric Spheres," J Opt Soc Am, 68:130-134

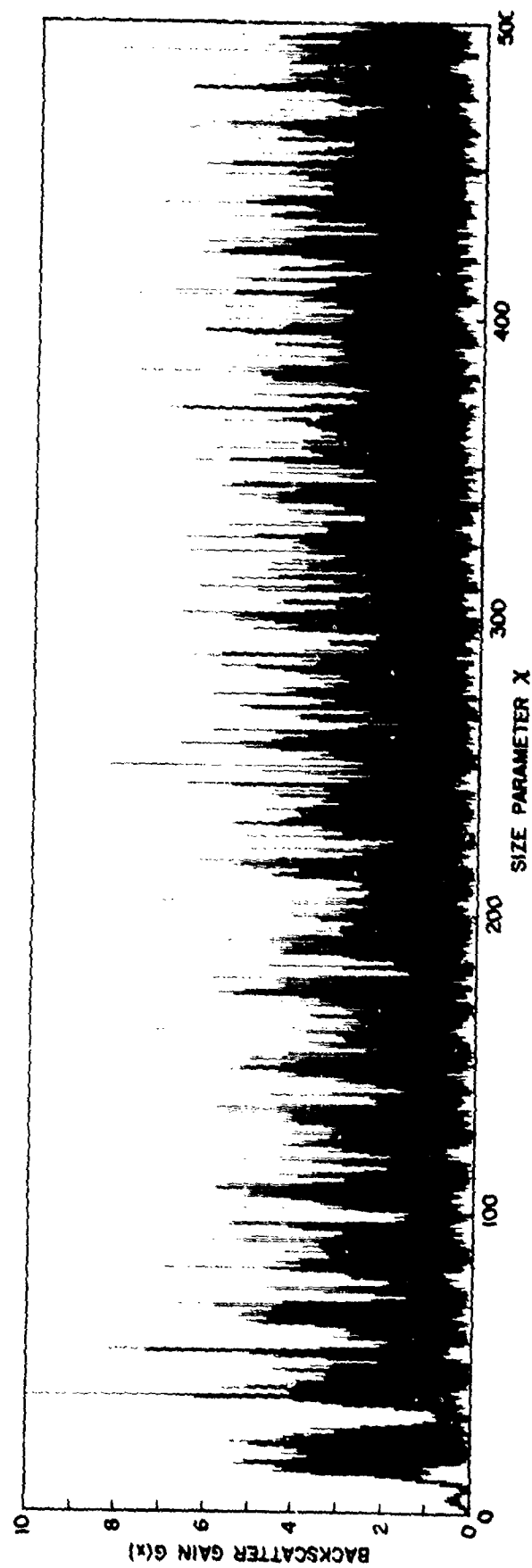


Figure 1. Backscatter gain $G(x)$ for water droplets at a wavelength $\lambda = 1.06\mu\text{m}$ (refractive index $m = 1.326 - 5 \times 10^{-4}i$) calculated for size parameters (lower size parameter, upper size parameter, step δx): $\{0.001, 0.1, 0.001\}$, $\{0.1, 1, 0.005\}$, $\{1, 10, 0.01\}$, $\{10, 20, 0.05\}$, $\{20, 500, 0.1\}$.

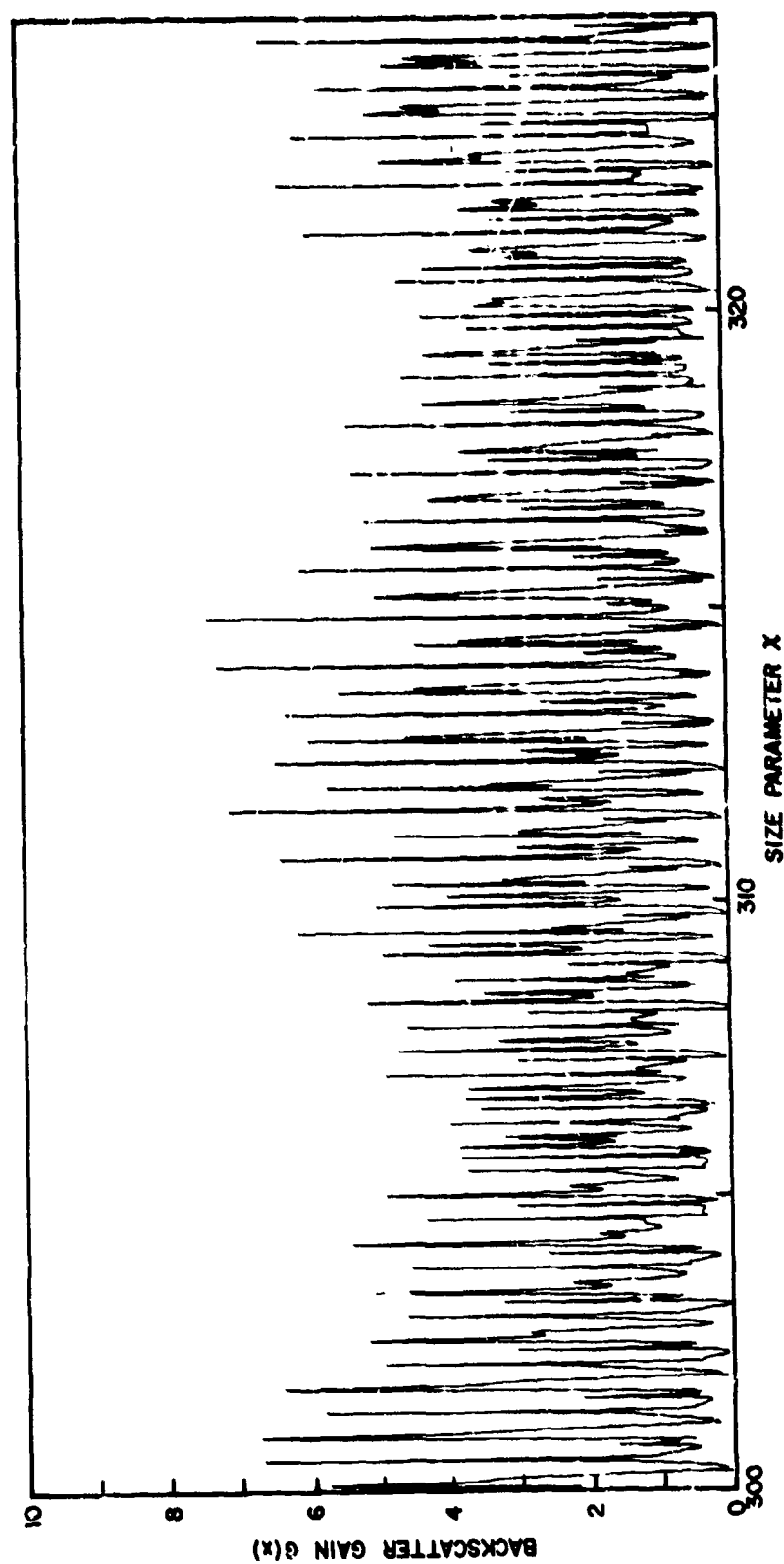


Figure 2. More detailed calculations of the backscatter gain $G(x)$ around $x = 300$ with resolution in size parameters $\delta x = 0.01$. The quasiperiodic structure with periods $\Delta x \approx 0.41, 0.83, 14$ are apparent.

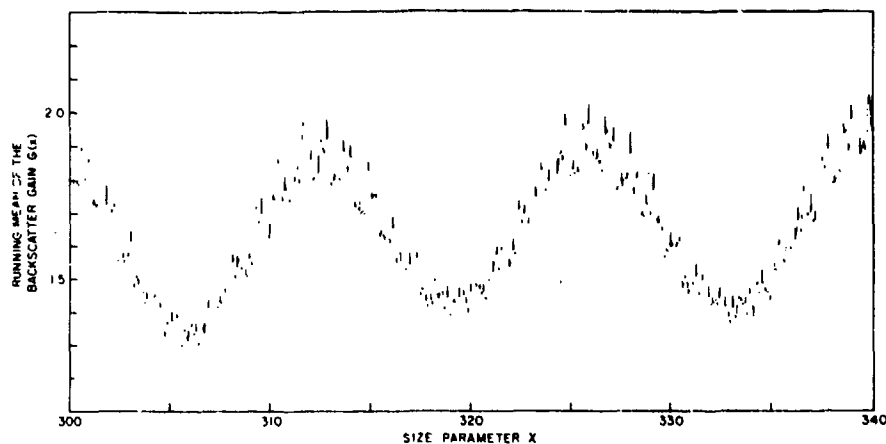


Figure 3. Running mean of the backscatter gain near size parameter 300, suggesting that if the backscatter gain is averaged over size parameter intervals $\Delta x = 14$ the result will be constant (independent of size parameter).

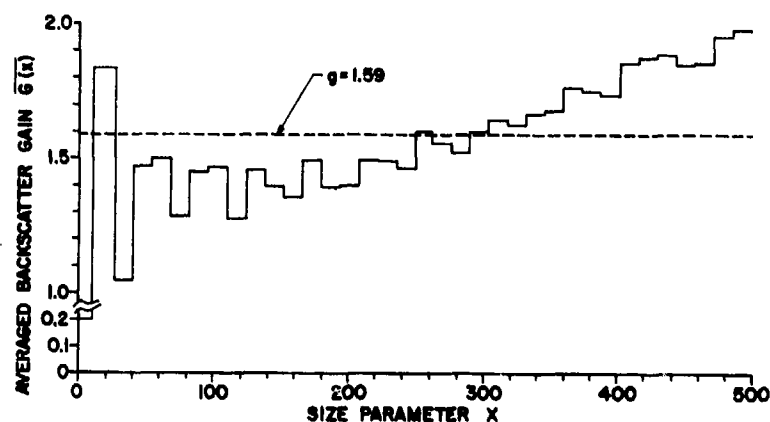


Figure 4. Averaged values of the backscatter gain $G(x)$ over intervals $\Delta x = 14$ for size parameters realistic in atmospheric cloud (size parameters 0-500 correspond to radii 0-85 μm at $\lambda = 1.06 \mu\text{m}$). The averaged values are nearly constant (except for $x < 14$) and can be approximated by a single value $g = 1.59$ shown by the dashed line. Consequently, the extinction and backscatter coefficients in cloud can be unambiguously related according to relation (3).

$$\sigma_e = \frac{8\pi}{g(\lambda)} \sigma_b, \quad (3)$$

where $g(\lambda)$ is determined by numerically averaging the values of $\overline{G(x)}$ as in figure 4. The resulting averages are $g(\lambda = 0.694\mu\text{m}) = 1.64$ and $g(\lambda = 1.06\mu\text{m}) = 1.59$.

Shipley and Weinman¹⁰ have also averaged the backscatter gain for water drops over intervals $\Delta x = 14$ for size parameters realistic for rain at visible wavelengths. (Actually they averaged the normalized backscatter phase function, which is the ratio of the backscatter gain to the total scattering cross section, for size parameter intervals between $x \approx 500$ and $x \approx 5000$.) They found, as we found for size parameters $x < 500$, that the averaged gain is nearly constant. In terms of our parameter g , this average value (from their figure 9) is $g = 1.6 \pm 0.3$. Thus, the size-distribution-independent relation (3) between extinction and backscatter coefficients can also be applied to rain; namely, $\sigma_e = 15.7\sigma_b$. (Previously, Shipley¹¹ pointed out a unique relation between extinction and backscatter in rain.) Unfortunately, in the case of raindrops with diameters greater than 0.3 mm, the question regarding the effect of their nonsphericity¹² (which is not taken into account in the derivation of (3)) still remains.

3. VERIFICATION OF THE EXTINCTION BACKSCATTER RELATION

To test the validity of the extinction-backscatter relation (3) for clouds, we applied the Mie theory and used the indexes of refraction of water given by Hale and Querry¹³ to calculate the extinction coefficient according to equation (1) and the backscatter coefficient according to equation (2) for 156 cloud droplet size distributions measured in the major cloud types. The sources of these measurements together with the range of droplet sizes measured and other pertinent information are listed in table 1. The main sampling technique employed to obtain the cloud droplet-size distributions was that of impaction of droplets onto coated slides or replicators whose collection efficiencies were known. The practical lower limit for detection of cloud droplets by the impaction technique is around 1.5 μm radius. The sole

¹⁰S. T. Shipley and J. A. Weinman, 1978, "A Numerical Study of Scattering by Large Dielectric Spheres," J Opt Soc Am, 68:130-134

¹¹S. T. Shipley, 1978, "The Measurement of Rainfall by Lidar," Ph.D. Thesis, University of Wisconsin, Madison

¹²H. R. Pruppacher and K. V. Beard, 1970, "A Wind tunnel Investigation of the Internal Circulation and Shape of Water Drops Falling at Terminal Velocities in Air," Quart J Roy Met Soc, 96:247

¹³G. M. Hale and M. R. Querry, 1973, "Optical Constants of Water in the 200 μm to 20 μm Wavelength Region," Appl Opt, 12:555-563

TABLE 1. CLOUD SIZE DISTRIBUTION MEASUREMENTS

Source*	Cloud Type	Range of Droplet Sizes Measured (Radii in μm)	No. of Drop-Size Distribution Measurements
aufm Kamne and Weickmann (1952)	Cumulus congestus	1.5 to 92	1
Battan and Reitan (1957)	Cumulus Cumulus congestus Tropical cumulus	1.75 to 58	5
Diem (1948)	Cumulus Cumulus congestus Stratocumulus Altostratus Nimbostratus Stratus	1 to 42	6
Durbin (1959)	Cumulus	0.75 to 30	22
Eagan et al (1974)	Stratocumulus Cumulus	1.25 to 15	12
Fitzgerald (1972)	Continental cumulus Maritime cumulus	3.5 to 11.5	7
Fitzgerald et al (1973)	Cumulus Stratocumulus	1.75 to 10.5	4
Jiusto (1967)	Maritime cumulus Orographic stratocumulus	1.5 to 24	4
Ryan et al (1972)	Continental cumulus Maritime stratus Maritime cumulus	2 to 42	33
Singleton and Smith (1960)	Stratus	1.5 to 62	17
Spyers-Duran (1972)	Altostratus Alto cumulus	2.5 to 24	8
Squires (1958)	Orographic Tradewind cumulus Continental cumulus	2.5 to 82	10
Warner (1969, 1973a)	Cumulus	1.25 to 24	20
Warner (1973b)	Maritime cumulus	1.5 to 13	4
Weickmann and aufm Kampe (1953)	Cumulus congestus Cumulonimbus	2.5 to 100	3

*Source document information is listed separately.

SOURCE DOCUMENTS FOR TABLE 1

aufm Kampe, H. J., and H. K. Weickmann, 1952, "Trabert's Formula and the Determination of the Water Content in Clouds," J Meteorol, 9:167-171.

Battan, L. J., and C. H. Reitan, 1957, Artificial Stimulation of Rain, Pergamon Press.

Diem, M., 1948, "Messung der Grose con Wolken-elementen," Meteor Rudsch, 9:261-273.

Durbin, W. G., 1959, "Droplet Sampling in Cumulus Clouds," Quart J Roy Meteorol Soc, 11:202-215.

Eagan, R. C., P. V. Hobbs, and L. F. Radke, 1974, "Particle Emissions from a Large Kraft Mill and Their Effects on the Microstructure of Warm Clouds," J Appl Meteorol, 13:535-552.

Fitzgerald, J. W., 1972, "A Study of the Initial Phase of Cloud Droplet Growth by Condensation: Comparison Between Theory and Observation," Ph.D. Dissertation, University of Chicago, Illinois. (NTIS No. PB 211322)

Fitzgerald, J. W., and P. A. Spyers-Duran, 1973, "Changes in Cloud Nucleus Concentration and Cloud Droplet Size Distribution Associated with Pollution from St. Louis," J Appl Meteorol, 12:511-516.

Jiusto, J. E., 1967, "Aerosol and Microphysical Measurements in Hawaii," Tellus, 19:359-368.

Ryan, R. T., H. H. Blau, P. C. von Thuna, and M. L. Cohen, 1972, "Cloud Microstructure as Determined by an Optical Cloud Particle Spectrometer," J Appl Meteorol, 11:149-156.

Singleton, F., and D. J. Smith, 1960, "Some Observations of Drop Size Distributions in Low Layer Clouds," Quart J Roy Meteorol Soc, 86:454-467.

Spyers-Duran, P. A., 1972, "Systematic Measurements of Cloud Particle Spectra in Middle Level Clouds," Technical Note 43, Cloud Physics Laboratory, University of Chicago, Illinois.

Squires, P., 1958, "The Microstructure and Colloidal Stability of Warm Clouds, I - The Relation Between Structure and Stability," Tellus, 10:256-261.

Warner, J., 1969, "The Microstructure of Cumulus Cloud I. General Features of the Droplet Spectrum," J Atmos Sci, 26:1049-1059.

Warner, J., 1973a, "The Microstructure of Cumulus Cloud IV. The Effect of the Droplet Spectrum of Mixing Between Cloud and Environment," J Atmos Sci, 30:256-261.

Warner, J., 1973b, "The Microstructure of Cumulus Cloud V. Changes in Droplet Size Distribution with Cloud Age," J Atmos Sci, 30:1724-1726.

Weickmann, H., K., and H. J. aufm Kampe, 1953, "Physical Properties of Cumulus Clouds," J Meteorol, 10:204-211.

cloud size determination by a light scattering counter¹⁴ was calibrated by means of uniformly sized water droplets. Only nonprecipitating clouds were used in the analysis, and measurements which showed evidence of glaciation were excluded.

The numerical integrations for these Mie calculations were performed only over the range of droplet sizes measured, with no extrapolation to smaller or larger sizes. The results are shown in figure 5. Plotted for each cloud size distribution are values of the extinction coefficient as a function of the backscatter coefficient at the Nd-YAG laser wavelength $\lambda = 1.06\mu\text{m}$. The linear relation between extinction and backscatter coefficients predicted using the size-distribution-independent relation (3) is shown by the straight line. For all considered cloud size distributions, the relation (3) is within 50 percent of the numerical results. Thus if errors of this order are acceptable, cloud extinction coefficients can be inferred from measurement of the backscatter coefficients directly from equation (3), without need to know details of the cloud droplet-size distribution.

Of course cloud backscatter coefficients can be determined from lidar return signals (in a straightforward way) only in the absence or neglect of multiple scattering contributions to the lidar signal. It follows that application of (3) to obtain cloud extinction coefficients from lidar returns might be restricted to the edges of clouds where the contribution of multiply scattered photons is small.

It would be desirable to compare the extinction-backscatter relation (3) to direct measurements of these quantities. The only known simultaneous measurements of backscatter and extinction in cloud are by Curcio and Knestrick¹⁵. They found empirically a proportionality between extinction and backscatter coefficients of the form $\sigma_e \propto \sigma_b^{0.66}$ for weather conditions including fog, fog and drizzle, and clear weather. However, there is considerable leeway in determining the exponent in this proportionality from their measured data (their figure 4). In addition, the effects of fog inhomogeneities and multiple scatter contributions to both the backscatter and transmission signals are potential uncertainties in comparing our relation (3) with their data.

We should not necessarily expect the extinction-backscatter relation (3) to be applicable at all wavelengths, since the requirement that both the backscatter gain and the extinction efficiency be well approximated by constant values (independent of size parameter) is generally not satisfied. To prove this conjecture, we calculated the extinction and backscatter coefficients for the previously mentioned 156 cloud size distributions at several laser wavelengths. The results at the DF and CO₂ laser wavelengths (figures 6 and

¹⁴R. T. Ryan, H. H. Blau, P. C. von Thuna, and M. L. Cohen, 1972, "Cloud Microstructure as Determined by an Optical Cloud Particle Spectrometer," J Appl Meteorol, 11:149-156

¹⁵J. A. Curcio and G. L. Knestrick, 1956, "Correlation of Atmospheric Transmission with Backscattering," J Opt Soc Am, 48:686-689

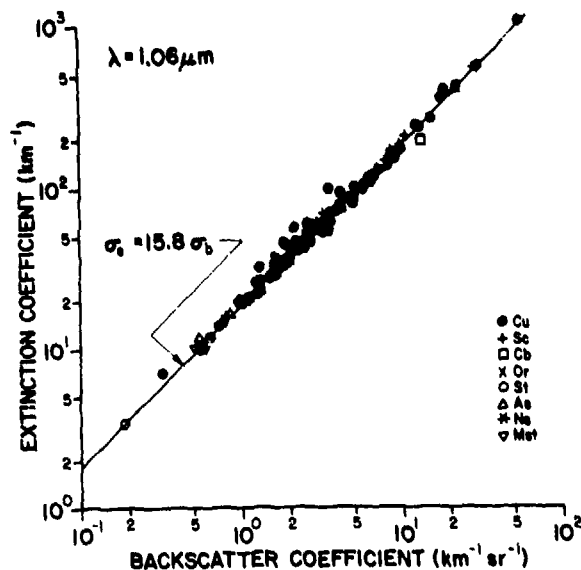


Figure 5. Volume extinction coefficient versus volume backscatter coefficient at a wavelength $\lambda = 1.06\mu\text{m}$ for 156 droplet size distributions measured in the major cloud types: Cu denotes cumulus, cumulus congestus, continental cumulus, maritime cumulus, tropical cumulus, altocumulus, and tradewind cumulus; Sc, stratocumulus; Cb, cumulonimbus; Or, orographic; St, stratus; As, altostratus; Ns, nimbostratus, and Mst, maritime stratus. The results are in good agreement with the size-distribution-independent prediction (3) (shown by the straight line) relating extinction uniquely to backscatter.

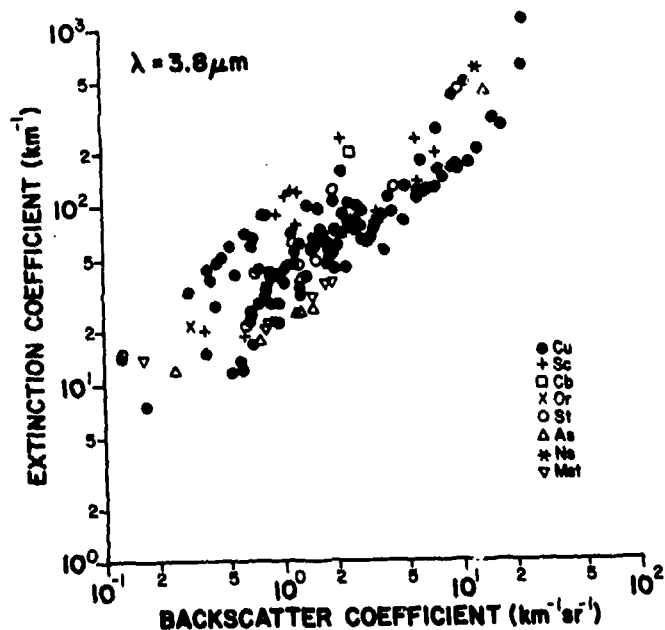


Figure 6. Same as figure 5 except for the DF laser wavelength $\lambda = 3.8\mu\text{m}$. At this longer wavelength the extinction is no longer unambiguously related to backscatter, as the extinction coefficient for a particular backscatter coefficient varies by about an order of magnitude with the droplet size distribution.

7) show that for a particular backscatter coefficient the extinction varies by an order of magnitude for different size distributions of droplets. (Our neglect of gaseous absorption, which is at most 0.05 and 0.4 km^{-1} at these wavelengths, does not significantly affect the results in figures 6 and 7.) Therefore, a DF or CO_2 single-ended lidar measurement could not be used (by itself without constraints on cloud homogeneity or similarity of drop-size distributions along the path) to deduce infrared extinction in cloud.

We also cannot anticipate an unambiguous extinction-backscatter relation at near-millimeter wavelengths. For these long wavelengths the Rayleigh approximation holds and we have $G(x) \propto x^4$ and $Q_e(x) \propto x$. Upon substitution of these Rayleigh formulas into (1) and (2), we see that the ratio of extinction to backscatter contains the ratio of the 3rd to 6th moments of the drop-size distribution, destroying any chance for a unique extinction-backscatter relation. Our numerical results based on the 156 drop distributions (figures 8, 9, and 10) support this conclusion. The contribution of the molecular absorption to the extinction, which is on the order of 0.30 km^{-1} , 0.12 km^{-1} , and 0.058 km^{-1} at these frequencies (220, 140, and 94 GHz), has not been accounted for in these figures.

4. BACKSCATTER AND LIQUID WATER CONTENT IN CLOUD

Having been encouraged by the success of the extinction-backscatter relation (3) at visible and near-infrared wavelengths, we extended our investigation to see if a similar relation might exist between cloud liquid water content and backscatter coefficient; the motivation of course being the prospect of using lidar for remote measurement of cloud liquid water content.

The liquid water content W of clouds with droplet-size distribution $n(r)$ is given by

$$W = \int \frac{4}{3} \pi \rho r^3 n(r) dr, \quad (4)$$

where ρ is the density of water.

We already know that the backscatter gain (averaged over about $2\mu\text{m}$ radius intervals) at a wavelength $\lambda = 1.06\mu\text{m}$ is nearly constant [$G(x) = g$]. Hence there can be no size-distribution-independent relation between liquid water content and backscatter coefficient at this wavelength as the ratio of these quantities

$$\frac{W}{\sigma_b} = \frac{16\pi\rho}{3g} \cdot \frac{\int r^3 n(r) dr}{\int r^2 n(r) dr} \quad (5)$$

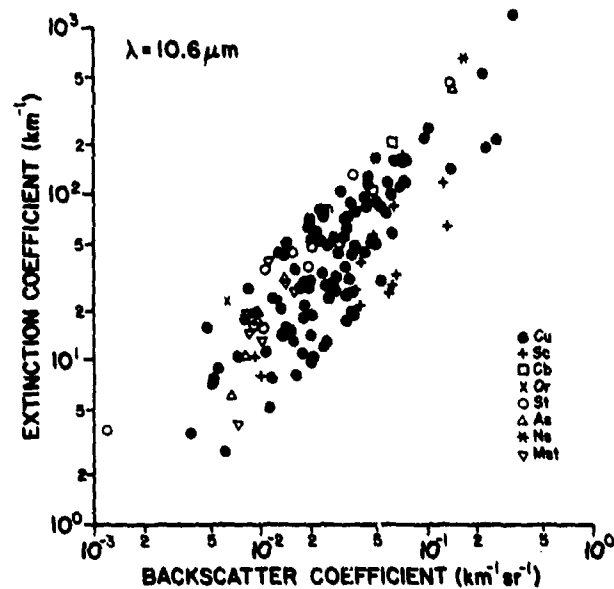


Figure 7. Same as figure 6 except for the CO₂ laser wavelength $\lambda = 10.6\mu\text{m}$.

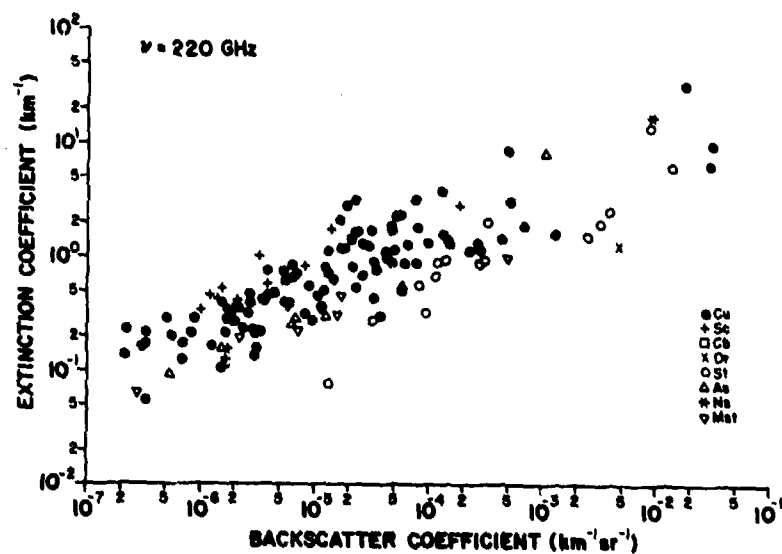


Figure 8. Same as figure 6 except for the near-millimeter wavelength $\lambda = 1364\mu\text{m}$ (frequency 220 GHz).

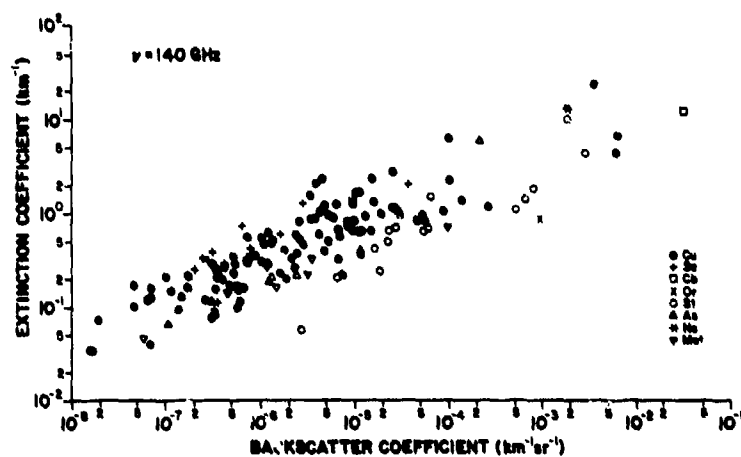


Figure 9. Same as figure 6 except for the near-millimeter wavelength $\lambda = 2143\mu\text{m}$ (frequency 140 GHz).

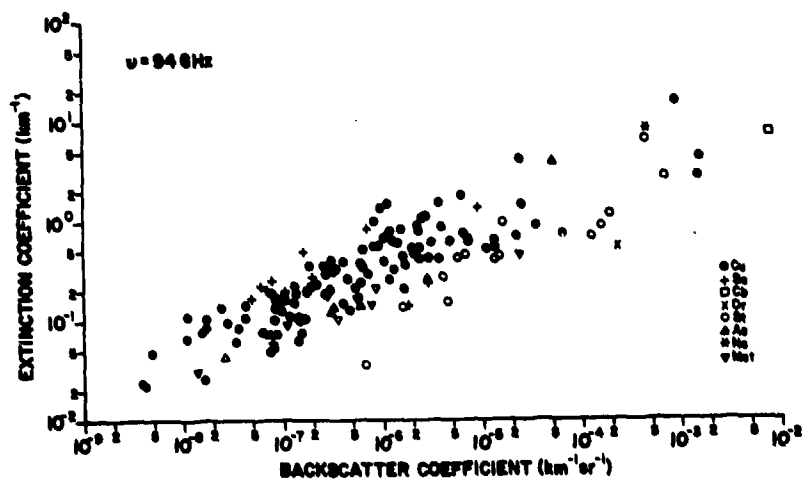


Figure 10. Same as figure 6 except for the near-millimeter wavelength $\lambda = 3192\mu\text{m}$ (frequency 94 GHz).

contains the ratio of the third-to-second moments of the droplet-size distribution. In other words, at $\lambda = 1.06\mu\text{m}$ the liquid water content of cloud is related to the backscatter coefficient only through a parameter that depends on droplet-size distribution. To obtain a quantitative measure of this size distribution dependence, we again performed Mie calculations of the backscatter coefficient by using equation (2) and the liquid water content by using equation (4) for the previously mentioned 156 cloud size distributions. The results are presented in figure 11 and show that for a particular backscatter coefficient the cloud liquid water content can vary by more than a factor of ten with the droplet-size distribution.

Similar investigations of a possible relation between cloud liquid water content and backscatter coefficient at other infrared, visible, and near-millimeter laser wavelengths ($\lambda = 0.55\mu\text{m}$, $0.694\mu\text{m}$, $3.8\mu\text{m}$, $10.6\mu\text{m}$, $1364\mu\text{m}$ [220 GHz], $2143\mu\text{m}$ [140 GHz], and $3192\mu\text{m}$ [94 GHz]) show again that no unambiguous relations exist and that for a fixed backscatter coefficient at these other wavelengths the cloud liquid water content shows an even larger variation than at $\lambda = 1.06\mu\text{m}$. Examples of these results at $\lambda = 3.8\mu\text{m}$ and $10.6\mu\text{m}$ are shown in figures 12 and 13.

We can therefore conclude that for clouds of unknown size distribution a determination of liquid water content cannot be made from a single-wavelength (elastic) backscatter lidar measurement alone.

If the total surface area of cloud droplets $S = \int 4\pi r^2 n(r) dr$ is of interest (rather than liquid water content), it follows from equation (2) that the surface area can be unambiguously related to the backscatter coefficient by

$$S = \frac{16\pi}{g(\lambda)} \sigma_b \quad (6)$$

for ruby and Nd-YAG laser wavelengths. At the ruby wavelength $\lambda = 0.694\mu\text{m}$, the relation is $S = 30.7\sigma_b$ where S is the total droplet surface area per unit volume of cloud (in m^2/m^3) and the units of σ_b are $\text{meter}^{-1} \text{steradian}^{-1}$.

5. EXTINCTION AND LIQUID WATER CONTENT IN CLOUD

Chýlek⁷ and Pinnick et al.⁸ have previously shown that a linear relation exists between the infrared extinction around $\lambda = 11\mu\text{m}$ and the liquid water content of fogs. The relation is

⁷Petr Chýlek, 1978, "Extinction and Liquid Water Content of Fogs and Clouds," J Atmos Sci, 35:296-300

⁸R. G. Pinnick, S. G. Jennings, Petr Chýlek, and H. J. Auvermann, 1979, "Verification of a Linear Relation Between IR Extinction, Absorption and Liquid Water Content of Fogs," J Atmos Sci, 36:1577-1586

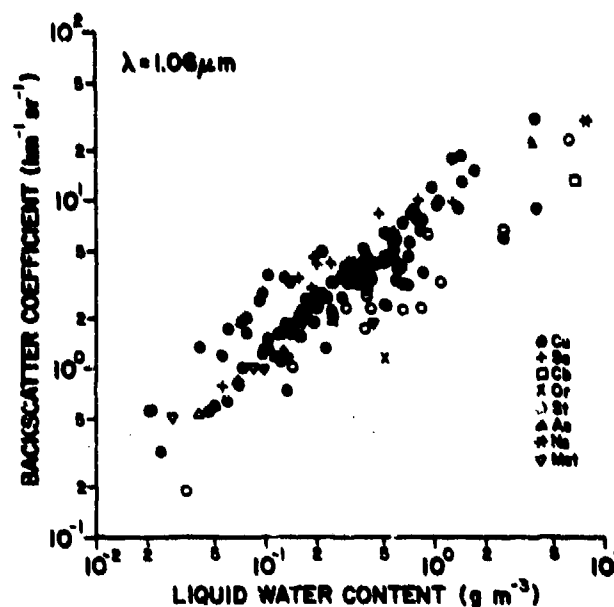


Figure 11. Volume backscatter coefficient at a wavelength $\lambda = 1.06\mu\text{m}$ vs liquid water content for 156 measured droplet size distributions of cumulus and stratus type clouds. The results show cloud liquid water content is not uniquely related to the backscatter coefficient irrespective of cloud type.

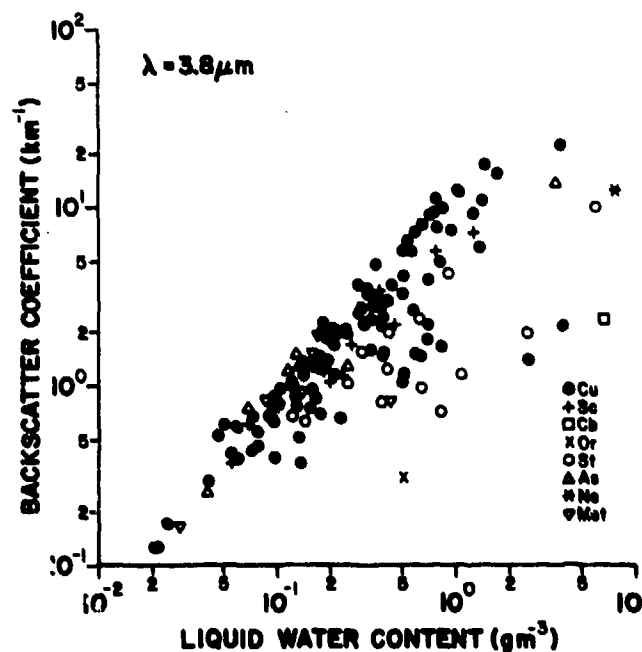


Figure 12. Same as figure 11 except for $\lambda = 3.8\mu\text{m}$.

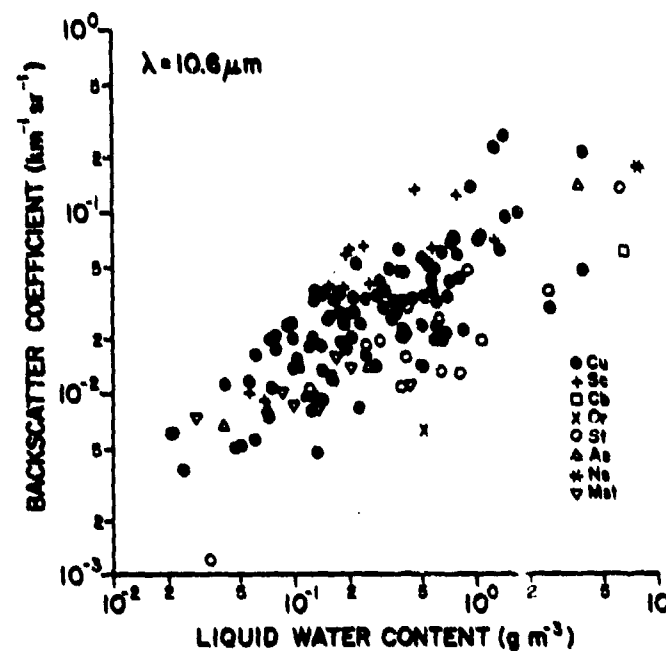


Figure 13. Same as figure 11 except for $\lambda = 10.6\mu\text{m}$.

$$\sigma_e = \frac{3\pi c}{2\lambda\rho} W, \quad (7)$$

where σ_e is the extinction coefficient at the wavelength λ , W is the fog liquid water content, and the coefficient c is equal to the slope of a straight line that approximates the Mie extinction efficiency curve by $Q_e(x, \lambda) \approx c(\lambda)x$. (The reader is referred to Pinnick et al⁶ for values of $c[\lambda]$). The success of relation (7) depends on the fact that fog droplets have radii predominately less than $r \approx 14\mu\text{m}$.⁷

⁶R. G. Pinnick, S. G. Jennings, Petr Chýlek, and H. J. Auvermann, 1979, "Verification of a Linear Relation Between IR Extinction, Absorption and Liquid Water Content of Fogs," J Atmos Sci, 36:1577-1586

⁷Petr Chýlek, 1978, "Extinction and Liquid Water Content of Fogs and Clouds," J Atmos Sci, 35:296-300

Since cloud droplets can be much larger than fog droplets, we might not expect relation (7) to be applicable to all clouds, particularly if droplets with radius $r > 14\mu\text{m}$ dominate either extinction or liquid water content. To investigate quantitatively the magnitude of the error involved in the application of (7) to clouds, we again made Mie calculations of the extinction coefficient (at $\lambda = 10.6\mu\text{m}$) and the liquid water content for the previously considered 156 cloud droplet-size distributions summarized in table 1. The results of these calculations are compared to the size-distribution-independent prediction (7) in figure 14. As noted previously, the effect of gaseous absorption on the extinction coefficient is small and has been neglected. Except for cumulonimbus, nimbostratus, cumulus congestus, and some stratus type clouds (which contain significant numbers of large [$r > 14\mu\text{m}$] droplets), the relation (7) is within a factor two of the numerical results.

This agreement reaffirms the conclusion of Chýlek⁷ that at $\lambda \approx 11\mu\text{m}$ a nearly unique relation exists between the infrared extinction coefficient and liquid water content of the form of equation (7) for nonprecipitating clouds.

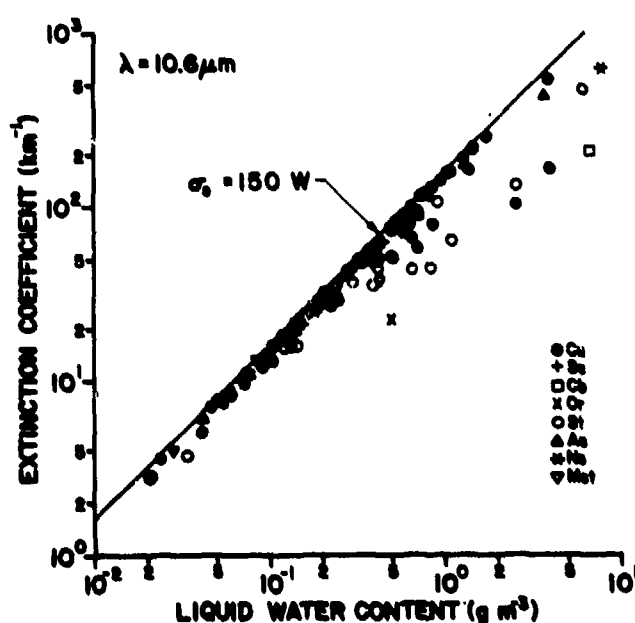


Figure 14. Volume extinction coefficient at a wavelength $\lambda = 10.6\mu\text{m}$ vs liquid water content for 156 cloud droplet size distribution measurements of cumulus and stratus clouds. Except for cumulonimbus, nimbostratus, cumulus congestus, orographic, and some stratus cloud types the results are close to the equation (7) prediction (shown by the straight line) relating infrared extinction coefficient uniquely to liquid water content.

⁷Petr Chýlek, 1978, "Extinction and Liquid Water Content of Fogs and Clouds," *J Atmos Sci*, 35:296-300

6. ABSORPTION AND LIQUID WATER CONTENT IN CLOUD

The cloud size distribution measurements summarized in table 1 can also be used to check the applicability of the relation derived by Pinnick et al⁸ connecting the volume absorption coefficient σ_a at wavelengths around $\lambda = 3.8\mu\text{m}$ to liquid water content in fog. The relation has the form

$$\sigma_a = \frac{3\pi c'}{2\lambda\rho} W, \quad (8)$$

where the parameter $c'(\lambda)$ is determined by approximating the Mie absorption efficiency $Q_a(x, \lambda)$ by a linear function of size parameter for particles less than a certain size (see Pinnick et al⁸ for details). As for the extinction-liquid water content relation (7), the absorption-liquid water content relation (8) is independent of the form of the drop-size distribution and depends only on drops having radii less than a certain value. At the $3.8\mu\text{m}$ wavelength, this value is $r = 13\mu\text{m}$.

Numerical calculations of cloud absorption (at the $3.8\mu\text{m}$ wavelength) and liquid water content based on the 156 size distributions are compared to the relation (8) prediction in figure 15. The gaseous absorption at this wavelength is small (at most 0.05 km^{-1}) and has again been neglected here. The comparison shows that for most cloud types the relation (8) can be used to connect cloud absorption (or cloud emissivity) to cloud liquid water content with not more than a 50 percent error. Thus equation (8) can be applied to fogs and most clouds without regard to their type or the character of their drop-size distributions.

7. CONCLUSION

A relation between extinction and backscatter coefficients at visible and near-infrared wavelengths has been derived for all types of atmospheric clouds consisting of spherical water droplets. The relation is independent of cloud droplet-size distribution. The relation should enable the determination of cloud extinction coefficient (or total droplet surface area) solely from lidar return signals, providing the contribution of multiply scattered photons to the lidar return can be neglected. However, no size-distribution-independent relation exists between cloud liquid water content and backscatter coefficient at visible, infrared, or near-millimeter wavelengths. This suggests that single-wavelength lidar by itself cannot be used to remotely measure cloud liquid water content for clouds of unknown type, at least without some constraint on cloud inhomogeneity or backscatter-extinction ratio along the lidar path.

⁸R. G. Pinnick, S. G. Jennings, Petr Chýlek, and H. J. Auvermann, 1979, "Verification of a Linear Relation Between IR Extinction, Absorption and Liquid Water Content of Fogs," J Atmos Sci, 36:1577-1586

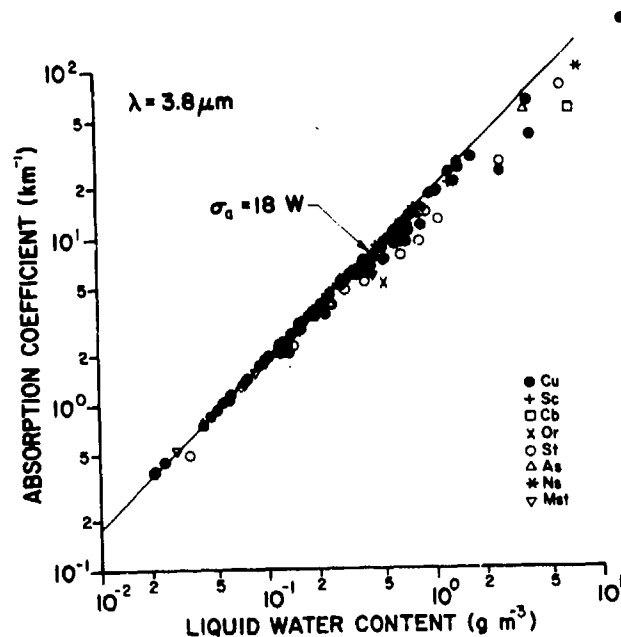


Figure 15. Volume absorption coefficient at a wavelength $\lambda = 3.8 \mu\text{m}$ vs liquid water content for 156 cloud droplet size distributions of cumulus and stratus clouds. For most cloud types the results are close to the equation (8) prediction (shown by the straight line) relating cloud infrared absorption unambiguously to cloud liquid water content.

REFERENCES

1. Collis, R. T. H., 1965, "Lidar Observations of Cloud," Science, 149:978-981.
2. Derr, V. E., N. L. Abshire, R. E. Cupp, and G. T. McNice, 1976, "Depolarization of Lidar Returns from Virga and Source Cloud," J Appl Meteorol, 15:1200-1203.
3. Plass, G. N., and G. W. Kattawar, 1971, "Reflection of Light Pulses from Clouds," Appl Opt, 10:2304-2310.
4. Platt, C. M. R., 1973, "Lidar and Radiometric Observation of Cirrus Clouds," J Atmos Sci, 30:1191-1204.
5. Schotland, R. M., K. Sassen, and R. Stone, 1971, "Observation by Lidar of Linear Depolarization Ratios for Hydrometeors," J Appl Meteorol, 10:1011-1017.
6. Zuev, V. E., and Yu. S. Balin, 1972, "Investigation of Atmospheric Boundary Layers and Clouds by the Laser Tracking Method," Fizika, 15:125-128.
7. Chylek, Petr, 1978, "Extinction and Liquid Water Content of Fogs and Clouds," J Atmos Sci, 35:296-300.
8. Pinnick, R. G., S. G. Jennings, Petr Chylek, and H. J. Auvermann, 1979, "Verification of a Linear Relation Between IR Extinction, Absorption and Liquid Water Content of Fogs," J Atmos Sci, 36:1577-1586.
9. Nussenzveig, H. M., 1969, "High-Frequency Scattering by a Transparent Sphere, II. Theory of the Rainbow and Glory," J Math Phys, 10:125-176.
10. Shipley, S. T., and J. A. Weinman, 1978, "A Numerical Study of Scattering by Large Dielectric Spheres," J Opt Soc Am, 68:130-134.
11. Shipley, S. T., 1978, "The Measurement of Rainfall by Lidar," Ph.D. Thesis, University of Wisconsin, Madison.
12. Pruppacher, H. R., and K. V. Beard, 1970, "A Wind Tunnel Investigation of the Internal Circulation and Shape of Water Drops Falling at Terminal Velocities in Air," Quart J Roy Meteorol Soc, 96:247.
13. Hale, G. M., and M. R. Querry, 1973, "Optical Constants of Water in the 200 μ m to 20 μ m Wavelength Region," Appl Opt, 12:555-563.
14. Ryan, R. T., H. H. Blau, P. C. von Thuna, and M. L. Cohen, 1972, "Cloud Microstructure as Determined by an Optical Cloud Particle Spectrometer," J Appl Meteorol, 11:149-156.
15. Curcio, J. A., and G. L. Knestrick, 1958, "Correlation of Atmospheric Transmission with Backscattering," J Opt Soc Am, 48:686-689.

ELECTRO-OPTICS DISTRIBUTION LIST

Commander
US Army Aviation School
Fort Rucker, AL 36362

Commander
US Army Aviation Center
ATTN: ATZQ-D-MA (Mr. Oliver N. Heath)
Fort Rucker, AL 36362

Commander
US Army Aviation Center
ATTN: ATZQ-D-MS (Mr. Donald Wagner)
Fort Rucker, AL 36362

NASA/Marshall Space Flight Center
ATTN: ES-83 (Otha H. Vaughan, Jr.)
Huntsville, AL 35812

NASA/Marshall Space Flight Center
Atmospheric Sciences Division
ATTN: Code ES-81 (Dr. William W. Vaughan)
Huntsville, AL 35812

Nichols Research Corporation
ATTN: Dr. Lary W. Pinkley
4040 South Memorial Parkway
Huntsville, AL 35802

John M. Hobbie
c/o Kentron International
2003 Byrd Spring Road
Huntsville, AL 35802

Mr. Ray Baker
Lockheed-Missile & Space Company
4800 Bradford Blvd
Huntsville, AL 35807

Commander
US Army Missile Command
ATTN: DRSMI-OG (Mr. Donald R. Peterson)
Redstone Arsenal, AL 35809

Commander
US Army Missile Command
ATTN: DRSMI-OGA (Dr. Bruce W. Fowler)
Redstone Arsenal, AL 35809

Commander
US Army Missile Command
ATTN: DRSMI-REL (Dr. George Emmons)
Redstone Arsenal, AL 35809

Commander
US Army Missile Command
ATTN: DRSMI-REO (Huey F. Anderson)
Redstone Arsenal, AL 35809

Commander
US Army Missile Command
ATTN: DRSMI-REO (Mr. Maxwell W. Harper)
Redstone Arsenal, AL 35809

Commander
US Army Missile Command
ATTN: DRSMI-REO (Mr. Gene Widenhofer)
Redstone Arsenal, AL 35809

Commander
US Army Missile Command
ATTN: DRSMI-RHC (Dr. Julius Q. Lilly)
Redstone Arsenal, AL 35809

Commander
US Army Missile Command
Redstone Scientific Information Center
ATTN: DRSMI-RPRD (Documents Section)
Redstone Arsenal, AL 35809

Commander
US Army Missile Command
ATTN: DRSMI-RRA (Dr. Oskar Essenwanger)
Redstone Arsenal, AL 35809

Commander
US Army Missile Command
ATTN: DRSMI-RRO (Mr. Charles Christensen)
Redstone Arsenal, AL 35809

Commander
US Army Missile Command
ATTN: DRSMI-RRO (Dr. George A. Tanton)
Redstone Arsenal, AL 35809

Commander
US Army Communications Command
ATTN: CC-OPS-PP
Fort Huachuca, AZ 85613

Commander
US Army Intelligence Center & School
ATTN: ATSI-CD-CS (Mr. Richard G. Cundy)
Fort Huachuca, AZ 85613

Commander
US Army Intelligence Center & School
ATTN: ATSI-CD-MD (Mr. Harry Wilder)
Fort Huachuca, AZ 85613

Commander
US Army Intelligence Center & School
ATTN: ATSI-CS-C (2LT Coffman)
Fort Huachuca, AZ 85613

Commander
US Army Yuma Proving Ground
ATTN: STEYP-MSA-TL
Bldg 2105
Yuma, AZ 85364

Northrop Corporation
Electro-Mechanical Division
ATTN: Dr. Richard D. Tooley
500 East Orangethorpe Avenue
Anaheim, CA 92801

Commander
Naval Weapons Center
ATTN: Code 3918 (Dr. Alexis Shlanta)
China Lake, CA 93555

Hughes Helicopters
Army Advanced Attack Helicopter Weapons
ATTN: Mr. Charles R. Hill
Centinela and Teale Streets
Bldg 305, MS T-73A
Culter City, CA 90230

Commander
US Army Combat Developments
Experimentation Command
ATTN: ATEC-PL-M (Mr. Gary G. Love)
Fort Ord, CA 93941

SRI International
ATTN: K2060/Dr. Edward E. Uthe
333 Ravenswood Avenue
Menlo Park, CA 94025

SRI International
ATTN: Mr. J. E. Van der Laan
333 Ravenswood Avenue
Menlo Park, CA 94025

Joane May
Naval Environmental Prediction
Research Facility (NEPRF)
ATTN: Library
Monterey, CA 93940

Sylvania Systems Group,
Western Division
GTE Products Corporation
ATTN: Technical Reports Library
P.O. Box 205
Mountain View, CA 94042

Sylvania Systems Group
Western Division
GTE Products Corporation
ATTN: Mr. Lee W. Carrier
P.O. Box 188
Mountain View, CA 94042

Pacific Missile Test Center
Geophysics Division
ATTN: Code 3250-3 (R. de Violini)
Point Mugu, CA 93042

Pacific Missile Test Center
Geophysics Division
ATTN: Code 3253 (Terry E. Battalino)
Point Mugu, CA 93042

Effects Technology Inc.
ATTN: Mr. John D. Carlyle
5383 Hollister Avenue
Santa Barbara, CA 93111

Commander
Naval Ocean Systems Center
ATTN: Code 532 (Dr. Juergen Richter)
San Diego, CA 92152

Commander
Naval Ocean Systems Center
ATTN: Code 5322 (Mr. Herbert G. Hughes)
San Diego, CA 92152

Commander
Naval Ocean Systems Center
ATTN: Code 4473 (Tech Library)
San Diego, CA 92152

The RAND Corporation
ATTN: Ralph Huschke
1700 Main Street
Santa Monica, CA 90406

Particle Measuring Systems, Inc.
ATTN: Dr. Robert G. Knollenberg
1855 South 57th Court
Boulder, CO 80301

US Department of Commerce
National Oceanic and Atmospheric Admin
Environmental Research Laboratories
ATTN: Library, R-51, Technical Reports
325 Broadway
Boulder, CO 80303

US Department of Commerce
National Oceanic and Atmospheric Admin
Environmental Research Laboratories
ATTN: R45X3 (Dr. Vernon E. Derr)
Boulder, CO 80303

US Department of Commerce
National Telecommunications and
Information Administration
Institute for Telecommunication Sciences
ATTN: Code 1-3426 (Dr. Hans J. Liebe)
Boulder, CO 80303

AFATL/DLODL
Technical Library
Eglin AFB, FL 32542

Commanding Officer
Naval Training Equipment Center
ATTN: Technical Information Center
Orlando, FL 32813

Georgia Institute of Technology
Engineering Experiment Station
ATTN: Dr. Robert W. McMillan
Atlanta, GA 30332

Georgia Institute of Technology
Engineering Experiment Station
ATTN: Dr. James C. Wiltse
Atlanta, GA 30332

Commandant
US Army Infantry Center
ATTN: ATSH-CD-MS-E (Mr. Robert McKenna)
Fort Benning, GA 31805

Commander
US Army Signal Center & Fort Gordon
ATTN: ATZHCD-CS
Fort Gordon, GA 30905

Commander
US Army Signal Center & Fort Gordon
ATTN: ATZHCD-O
Fort Gordon, GA 30905

USAFETAC/DNE
ATTN: Mr. Charles Glauber
Scott AFB, IL 62225

Commander
Air Weather Service
ATTN: AWS/DNDP (LTC Kit G. Cottrell)
Scott AFB, IL 62225

Commander
Air Weather Service
ATTN: AWS/DOOF (MAJ Robert Wright)
Scott AFB, IL 62225

Commander
US Army Combined Arms Center
& Ft. Leavenworth
ATTN: ATZLCA-CAA-Q (Mr. H. Kent Pickett)
Fort Leavenworth, KS 66027

Commander
US Army Combined Arms Center
& Ft. Leavenworth
ATTN: ATZLCA-SAN (Robert DeKinder, Jr.)
Fort Leavenworth, KS 66027

Commander
US Army Combined Arms Center
& Ft. Leavenworth
ATTN: ATZLCA-SAN (Mr. Kent I. Johnson)
Fort Leavenworth, KS 66027

Commander
US Army Combined Arms Center
& Ft. Leavenworth
ATTN: ATZLCA-WE (LTC Darrell Holland)
Fort Leavenworth, KS 66027

President
USAARENB
ATTN: ATZK-AE-TA (Dr. Charles R. Leake)
Fort Knox, KY 40121

Commander
US Army Armor Center and Fort Knox
ATTN: ATZK-CD-MC
Fort Knox, KY 40121

Commander
US Army Armor Center and Fort Knox
ATTN: ATZK-CD-SD
Fort Knox, KY 40121

Aerodyne Research Inc.
ATTN: Dr. John F. Ebersole
Crosby Drive
Bedford, MA 01730

Commander
Air Force Geophysics Laboratory
ATTN: OPA (Dr. Robert W. Fenn)
Hanscom AFB, MA 01731

Commander
Air Force Geophysics Laboratory
ATTN: OPI (Dr. Robert A. McClatchey)
Hanscom AFB, MA 01731

Massachusetts Institute of Technology
Lincoln Laboratory
ATTN: Dr. T. J. Goblick, B-370
P.O. Box 73
Lexington, MA 02173

Massachusetts Institute of Technology
Lincoln Laboratory
ATTN: Dr. Michael Gruber
P.O. Box 73
Lexington, MA 02173

Raytheon Company
Equipment Division
ATTN: Dr. Charles M. Sonnenschein
430 Boston Post Road
Wayland, MA 01778

Commander
US Army Ballistic Research Laboratory/
ARRADCOM
ATTN: DRDAR-BLB (Mr. Richard McGee)
Aberdeen Proving Ground, MD 21005

Commander/Director
Chemical Systems Laboratory
US Army Armament Research
& Development Command
ATTN: DRDAR-CLB-PS (Dr. Edward Stuebing)
Aberdeen Proving Ground, MD 21010

Commander/Director
Chemical Systems Laboratory
US Army Armament Research
& Development Command
ATTN: DRDAR-CLB-PS (Mr. Joseph Vervier)
Aberdeen Proving Ground, MD 21010

Commander/Director
Chemical Systems Laboratory
US Army Armament Research
& Development Command
ATTN: DRDAR-CLY-A (Mr. Ronald Pennsyle)
Aberdeen Proving Ground, MD 21010

Commander
US Army Ballistic Research Laboratory/
ARRADCOM
ATTN: DRDAR-TSB-S (STINFO)
Aberdeen Proving Ground, MD 21005

Commander
US Army Electronics Research
& Development Command
ATTN: DRDEL-CCM (W. H. Pepper)
Adelphi, MD 20783

Commander
US Army Electronics Research
& Development Command
ATTN: DRDEL-CG/DRDEL-DC/DRDEL-CS
2800 Powder Mill Road
Adelphi, MD 20783

Commander
US Army Electronics Research
& Development Command
ATTN: DRDEL-CT
2800 Powder Mill Road
Adelphi, MD 20783

Commander
US Army Electronics Research
& Development Command
ATTN: DRDEL-PAO (M. Singleton)
2800 Powder Mill Road
Adelphi, MD 20783

Project Manager
Smoke/Obscurants
ATTN: DRDPM-SMK
(Dr. Anthony Van de Wal, Jr.)
Aberdeen Proving Ground, MD 21005

Project Manager
Smoke/Obscurants
ATTN: DRDPM-SMK-T (Mr. Sidney Gerard)
Aberdeen Proving Ground, MD 21005

Commander
US Army Test & Evaluation Command
ATTN: DRSTE-AD-M (Mr. Warren M. Baity)
Aberdeen Proving Ground, MD 21005

Commander
US Army Test & Evaluation Command
ATTN: DRSTE-AD-M (Dr. Norman E. Pentz)
Aberdeen Proving Ground, MD 21005

Director
US Army Materiel Systems Analysis Activity
ATTN: DRXSY-AAM (Mr. William Smith)
Aberdeen Proving Ground, MD 21005

Director
US Army Materiel Systems Analysis Activity
ATTN: DRXSY-CS (Mr. Philip H. Beavers)
Aberdeen Proving Ground, MD 21005

Director
US Army Materiel Systems Analysis Activity
ATTN: DRXSY-GB (Wilbur L. Warfield)
Aberdeen Proving Ground, MD 21005

Director
US Army Materiel Systems Analysis Activity
ATTN: DRXSY-GP (Mr. Fred Campbell)
Aberdeen Proving Ground, MD 21005

Director
US Army Materiel Systems Analysis Activity
ATTN: DRXSY-GP (H. Stamper)
Aberdeen Proving Grounds, MD 21005

Director
US Army Materiel Systems Analysis Activity
ATTN: DRXSY-GS
(Mr. Michael Starks/Mr. Julian Chernick)
Aberdeen Proving Ground, MD 21005

Director
US Army Materiel Systems Analysis Activity
ATTN: DRXSY-J (Mr. James F. O'Bryon)
Aberdeen Proving Ground, MD 21005

Director
US Army Materiel Systems Analysis Activity
ATTN: DRXSY-LM (Mr. Robert M. Marchetti)
Aberdeen Proving Ground, MD 21005

Commander
Harry Diamond Laboratories
ATTN: Dr. William W. Carter
2800 Powder Mill Road
Adelphi, MD 20783

Commander
Harry Diamond Laboratories
ATTN: DELHD-R-CM (Mr. Robert McCoskey)
2800 Powder Mill Road
Adelphi, MD 20783

Commander
Harry Diamond Laboratories
ATTN: DELHD-R-CM-NM (Dr. Robert Humphrey)
2800 Powder Mill Road
Adelphi, MD 20783

Commander
Harry Diamond Laboratories
ATTN: DELHD-R-CM-NM (Dr. Z. G. Sztankay)
2800 Powder Mill Road
Adelphi, MD 20783

Commander
Harry Diamond Laboratories
ATTN: DELHD-R-CM-NM (Dr. Joseph Nemerich)
2800 Powder Mill Road
Adelphi, MD 20783

Commander
Air Force Systems Command
ATTN: WER (Mr. Richard F. Picanso)
Andrews AFB, MD 20334

Martin Marietta Laboratories
ATTN: Jar Mo Chen
1450 South Rolling Road
Baltimore, MD 21227

Commander
US Army Concepts Analysis Agency
ATTN: CSCA-SMC (Mr. Hal E. Hock)
8120 Woodmont Avenue
Bethesda, MD 20014

Director
National Security Agency
ATTN: R52/Dr. Douglas Woods
Fort George G. Meade, MD 20755

Chief
Intelligence Materiel Development
& Support Office
US Army Electronic Warfare Laboratory
ATTN: DELEW-I (LTC Kenneth E. Thomas)
Fort George G. Meade, MD 20755

The Johns Hopkins University
Applied Physics Laboratory
ATTN: Dr. Michael J. Lun
John Hopkins Road
Laurell, MD 20810

Dr. Stephen T. Hanley
1720 Rhodesia Avenue
Oak Hill, MD 20022

Science Applications Inc.
ATTN: Mr. G. D. Currie
15 Research Drive
Ann Arbor, MI 48103

Science Applications Inc.
ATTN: Dr. Robert E. Turner
15 Research Drive
Ann Arbor, MI 48103

Commander
US Army Tank-Automotive Research
& Development Command
ATTN: DRDTA-ZSC (Mr. Harry Young)
Warren, MI 48090

Commander
US Army Tank Automotive Research
& Development Command
ATTN: DRDTA-ZSC (Mr. Wallace Mick, Jr.)
Warren, MI 48090

Dr. A. D. Belmont
Research Division
Control Data Corporation
P.O. Box 1249
Minneapolis, MN 55440

Director
US Army Engr Waterways Experiment Station
ATTN: WESEN (Mr. James Mason)
P.O. Box 631
Vicksburg, MS 39180

Dr. Jerry Davis
Department of Marine, Earth
and Atmospheric Sciences
North Carolina State University
Raleigh, NC 27650

Commander
US Army Research Office
ATTN: DRXRO-GS (Dr. Leo Alpert)
P.O. Box 12211
Research Triangle Park, NC 27709

Commander
US Army Research Office
ATTN: DRXRO-PP (Brenda Mann)
P.O. Box 12211
Research Triangle Park, NC 27709

Commander
US Army Cold Regions Research
& Engineering Laboratory
ATTN: CRREL-RD (Dr. K. F. Sterrett)
Hanover, NH 03755

Commander/Director
US Army Cold Regions Research
& Engineering Laboratory
ATTN: CRREL-RG (Mr. George Aitken)
Hanover, NH 03755

Commander
US Army Cold Regions Research
& Engineering Laboratory
ATTN: CRREL-RG (Mr. Roger H. Berger)
Hanover, NH 03755

Commander
US Army Armament Research
& Development Command
ATTN: DRDAR-AC (Mr. James Greenfield)
Dover, NJ 07801

Commander
US Army Armament Research
& Development Command
ATTN: DRDAR-TSS (Bldg #59)
Dover, NJ 07801

Commander
US Army Armament Research
& Development Command
ATTN: DRCPM-CAWS-EI (Mr. Peteris Jansons)
Dover, NJ 07801

Commander
US Army Armament Research
& Development Command
ATTN: DRCPM-CAWS-EI (Mr. G. H. Waldron)
Dover, NJ 07801

Deputy Joint Project Manager
for Navy/USMC SAL GP
ATTN: DRCPM-CAWS-NV (CPT Joseph Miceli)
Dover, NJ 07801

Commander/Director
US Army Combat Surveillance & Target
Acquisition Laboratory
ATTN: DELCS-I (Mr. David Longinotti)
Fort Monmouth, NJ 07703

Commander/Director
US Army Combat Surveillance & Target
Acquisition Laboratory
ATTN: DELCS-PE (Mr. Ben A. Di Campli)
Fort Monmouth, NJ 07703

Commander/Director
US Army Combat Surveillance & Target
Acquisition Laboratory
ATTN: DELCS-R-S (Mr. Donald L. Foiani)
Fort Monmouth, NJ 07703

Director
US Army Electronics Technology &
Devices Laboratory
ATTN: DELET-DD (S. Danko)
Fort Monmouth, NJ 07703

Project Manager
FIREFINDER/REMBASS
ATTN: DRCPM-FFR-TM (Mr. John M. Bialo)
Fort Monmouth, NJ 07703

Commander
US Army Electronics Research
& Development Command
ATTN: DRDEL-SA (Dr. Walter S. McAfee)
Fort Monmouth, NJ 07703

OLA, 2WS (MAC)
Holloman AFB, NM 88330
Commander
Air Force Weapons Laboratory
ATTN: AFWL/WE (MAJ John R. Elrick)
Kirtland, AFB, NM 87117

Director
USA TRADOC Systems Analysis Activity
ATTN: ATAA-SL
White Sands Missile Range, NM 88002

Director
USA TRADOC Systems Analysis Activity
ATTN: ATAA-SL (Dolores Anguiano)
White Sands Missile Range, NM 88002

Director
USA TRADOC Systems Analysis Activity
ATTN: ATAA-TDB (Mr. Louie Dominguez)
White Sands Missile Range, NM 88002

Director
USA TRADOC Systems Analysis Activity
ATTN: ATAA-TDB (Mr. William J. Leach)
White Sands Missile Range, NM 88002

Director
USA TRADOC Systems Analysis Activity
ATTN: ATAA-TGP (Mr. Roger F. Willis)
White Sands Missile Range, NM 88002

Director
Office of Missile Electronic Warfare
ATTN: DELEW-M-STO (Dr. Steven Kovel)
White Sands Missile Range, NM 88002

Office of the Test Director
Joint Services EO GW CM Test Program
ATTN: DRXDE-TD (Mr. Weldon Findley)
White Sands Missile Range, NM 88002

Commander
US Army White Sands Missile Range
ATTN: STEWS-PT-AL (Laurel B. Saunders)
White Sands Missile Range, NM 88002

Commander
US Army R&D Coordinator
US Embassy - Bonn
Box 165
APO New York 09080

Grumman Aerospace Corporation
Research Department - MS A08-35
ATTN: John E. A. Selby
Bethpage, NY 11714

Rome Air Development Center
ATTN: Documents Library
TSLD (Bette Smith)
Griffiss AFB, NY 13441

Dr. Roberto Vaglio-Laurin
Faculty of Arts and Science
Dept. of Applied Science
26-36 Stuyvesant Street
New York, NY 10003

Air Force Wright Aeronautical Laboratories/
Avionics Laboratory
ATTN: AFWAL/AARI-3 (Mr. Harold Geltmacher)
Wright-Patterson AFB, OH 45433

Air Force Wright Aeronautical Laboratories/
Avionics Laboratory
ATTN: AFWAL/AARI-3 (CPT William C. Smith)
Wright-Patterson AFB, OH 45433

Commandant
US Army Field Artillery School
ATTN: ATSF-CF-R (CPT James M. Watson)
Fort Sill, OK 73503

Commandant
US Army Field Artillery School
ATTN: ATSF-CD-MS
Fort Sill, OK 73503

Commandant
US Army Field Artillery School
ATTN: ATSF-CF-R
Fort Sill, OK 73503

Commandant
US Army Field Artillery School
ATTN: NOAA Liaison Officer
(CDR Jeffrey G. Carlen)
Fort Sill, OK 73503

Commandant
US Army Field Artillery School
Morris Swett Library
ATTN: Reference Librarian
Fort Sill, OK 73503

Commander
Naval Air Development Center
ATTN: Code 301 (Mr. George F. Eck)
Warminster, PA 18974

The University of Texas at El Paso
Electrical Engineering Department
ATTN: Dr. Joseph H. Pierluissi
El Paso, TX 79968

Commandant
US Army Air Defense School
ATTN: ATSA-CD-SC-A (CPT Charles T. Thorn)
Fort Bliss, TX 79916

Commander
HQ, TRADOC Combined Arms Test Activity
ATTN: ATCAT-OP-Q (CPT Henry C. Cobb, Jr.)
Fort Hood, TX 76544

Commander
HQ, TRADOC Combined Arms Test Activity
ATTN: ATCAT-SCI (Dr. Darrell W. Collier)
Fort Hood, TX 76544

Commander
US Army Dugway Proving Ground
ATTN: STEDP-MT-DA-L
Dugway, UT 84022

Commander
US Army Dugway Proving Ground
ATTN: STEDP-MT-DA-M (Mr. Paul E. Carlson)
Dugway, UT 84022

Commander
US Army Dugway Proving Ground
ATTN: STEDP-MT-DA-T (Mr. John Trethewey)
Dugway, UT 84022

Commander
US Army Dugway Proving Ground
ATTN: STEDP-MT-DA-T (Mr. William Peterson)
Dugway, UT 84022

Defense Documentation Center

ATTN: DDC-TCA
Cameron Station Bldg 5
Alexandria, VA 22314
12

Ballistic Missile Defense Program Office
ATTN: DACS-BMT (Colonel Harry F. Ennis)
5001 Eisenhower Avenue
Alexandria, VA 22333

Defense Technical Information Center
ATTN: DDA-2 (Mr. James E. Shafer)
Cameron Station, Bldg 5
Alexandria, VA 22314

Commander
US Army Materiel Development
& Readiness Command
ATTN: DRCBSI-EE (Mr. Albert Giambalvo)
5001 Eisenhower Avenue
Alexandria, VA 22333

Commander
US Army Materiel Development
& Readiness Command
ATTN: DRCLDC (Mr. James Bender)
5001 Eisenhower Avenue
Alexandria, VA 22333

Defense Advanced Rsch Projects Agency
ATTN: Steve Zakanyez
1400 Wilson Blvd
Arlington, VA 22209

Defense Advanced Rsch Projects Agency
ATTN: Dr. James Tegnella
1400 Wilson Blvd
Arlington, VA 22209

Institute for Defense Analyses
ATTN: Mr. Lucien M. Biberman
400 Army-Navy Drive
Arlington, VA 22202

Institute for Defense Analyses
ATTN: Dr. Ernest Bauer
400 Army-Navy Drive
Arlington, VA 22202

Institute for Defense Analyses
ATTN: Dr. Hans G. Wolfhard
400 Army-Navy Drive
Arlington, VA 22202

System Planning Corporation
ATTN: Mr. Daniel Friedman
1500 Wilson Boulevard
Arlington, VA 22209

System Planning Corporation
ATTN: COL Hank Shelton
1500 Wilson Boulevard
Arlington, VA 22209

US Army Intelligence & Security Command
ATTN: Edwin Speakman, Scientific Advisor
Arlington Hall Station
Arlington, VA 22212

Commander
US Army Operational Test
& Evaluation Agency
ATTN: CSTE-ED (Mr. Floyd I. Hill)
5600 Columbia Pike
Falls Church, VA 22041

Commander and Director
US Army Engineer Topographic Laboratories
ATTN: ETL-GS-A (Mr. Thomas Neidringhaus)
Fort Belvoir, VA 22060

Director
US Army Night Vision &
Electro-Optics Laboratory
ATTN: DELNV-L (Dr. Rudolf G. Buser)
Fort Belvoir, VA 22060

Director
US Army Night Vision &
Electro-Optics Laboratory
ATTN: DELNV-L (Dr. Robert S. Rodhe)
Fort Belvoir, VA 22060

Director
US Army Night Vision &
Electro-Optics Laboratory
ATTN: DELNV-VI (Mr. Joseph R. Moulton)
Fort Belvoir, VA 22060

Director
US Army Night Vision &
Electro-Optics Laboratory
ATTN: DELNV-VI (Luanne P. Obert)
Fort Belvoir, VA 22060

Director
US Army Night Vision
& Electro-Optics Laboratory
ATTN: DELNV-VI (Mr. Thomas W. Cassidy)
Fort Belvoir, VA 22060

Director
US Army Night Vision &
Electro-Optics Laboratory
ATTN: DELNV-VI (Mr. Richard J. Bergemann)
Fort Belvoir, VA 22060

Director
US Army Night Vision &
Electro-Optics Laboratory
ATTN: DELNV-VI (Dr. James A. Ratches)
Fort Belvoir, VA 22060

Commander
US Army Training & Doctrine Command
ATTN: ATCD-AN
Fort Monroe, VA 23651

Commander
US Army Training & Doctrine Command
ATTN: ATCD-AN-M
Fort Monroe, VA 23651

Commander
US Army Training & Doctrine Command
ATTN: ATCD-F-A (Mr. Chris O'Connor, Jr.)
Fort Monroe, VA 23651

Commander
US Army Training & Doctrine Command
ATTN: ATCD-IE-R (Mr. David M. Ingram)
Fort Monroe, VA 23651

Commander
US Army Training & Doctrine Command
ATTN: ATCD-M-I/ATCD-M-A
Fort Monroe, VA 23651

Commander
US Army Training & Doctrine Command
ATTN: ATDOC-TA (Dr. Marvin P. Pastel)
Fort Monroe, VA 23651

Department of the Air Force
OL-I, AWS
Fort Monroe, VA 23651

Department of the Air Force
HQS 5 Weather Wing (MAC)
ATTN: 5 WW/DN
Langley Air Force Base, VA 23655

Commander
US Army INSCOM/Quest Research Corporation
ATTN: Mr. Donald Wilmot
6845 Elm Street, Suite 407
McLean, VA 22101

General Research Corporation
ATTN: Dr. Ralph Zirkind
7655 Old Springhouse Road
McLean, VA 22102

Science Applications, Inc.
8400 Westpark Drive
ATTN: Dr. John E. Cockayne
McLean, VA 22102

US Army Nuclear & Chemical Agency
ATTN: MONA-WE (Dr. John A. Berberet)
7500 Backlick Road, Bldg 2073
Springfield, VA 22150

Director
US Army Signals Warfare Laboratory
ATTN: DELSW-EA (Mr. Douglas Harkleroad)
Vint Hill Farms Station
Warrenton, VA 22186

Director
US Army Signals Warfare Laboratory
ATTN: DELSW-OS (Dr. Royal H. Burkhardt)
Vint Hill Farms Station
Warrenton, VA 22186

Commander
US Army Cold Regions Test Center
ATTN: STECR-TD (Mr. Jerold Barger)
APO Seattle, WA 98733

HQDA (SAUS-OR/Hunter M. Woodall, Jr./
Dr. Herbert K. Fallin)
Rm 2E 614, Pentagon
Washington, DC 20301

COL Elbert W. Friday, Jr.
OUSDRE
Rm 3D 129, Pentagon
Washington, DC 20301

Defense Communications Agency
Technical Library Center
Code 222
Washington, DC 20305

Director
Defense Nuclear Agency
ATTN: Technical Library (Mrs. Betty Fox)
Washington, DC 20305

Director
Defense Nuclear Agency
ATTN: RAAE (Dr. Carl Fitz)
Washington, DC 20305

Director
Defense Nuclear Agency
ATTN: SPAS (Mr. Donald J. Kohler)
Washington, DC 20305

Defense Intelligence Agency
ATTN: DT/AC (LTC Robert Poplawski)
Washington, DC 20301

HQDA (DAMA-ARZ-D/Dr. Verderame)
Washington, DC 20310

HQDA (DAMI-ISP/Mr. Beck)
Washington, DC 20310

Department of the Army
Deputy Chief of Staff for
Operations and Plans
ATTN: DAMO-RQ
Washington, DC 20310

Department of the Army
Director of Telecommunications and
Command and Control
ATTN: DAMO-TCZ
Washington, DC 20310

Department of the Army
Assistant Chief of Staff for Intelligence
ATTN: DAMI-TS
Washington, DC 20310

HQDA (DAEN-RDM/Dr. de Percin)
Casimir Pulaski Building
20 Massachusetts Avenue
Room 6203
Washington, DC 20314

National Science Foundation
Division of Atmospheric Sciences
ATTN: Dr. Eugene W. Bierly
1800 G. Street, N.W.
Washington, DC 20550

Director
Naval Research Laboratory
ATTN: Code 4320 (Dr. Lothar H. Ruhnke)
Washington, DC 20375

Commanding Officer
Naval Research Laboratory
ATTN: Code 6009 (Dr. John MacCallum, Jr.)
Washington, DC 20375

Commanding Officer
Naval Research Laboratory
ATTN: Code 6530 (Mr. Raymond A. Patten)
Washington, DC 20375

Commanding Officer
Naval Research Laboratory
ATTN: Code 6533 (Dr. James A. Dowling)
Washington, DC 20375

ATMOSPHERIC SCIENCES RESEARCH REPORTS

1. Lindberg, J. D. "An Improvement to a Method for Measuring the Absorption Coefficient of Atmospheric Dust and other Strongly Absorbing Powders," ECOM-5565, July 1975.
2. Avara, Elton P., "Mesoscale Wind Shears Derived from Thermal Winds," ECOM-5566, July 1975.
3. Gomez, Richard B., and Joseph H. Pierluissi, "Incomplete Gamma Function Approximation for King's Strong-Line Transmittance Model," ECOM-5567, July 1975.
4. Blanco, A. J., and B. F. Engebos, "Ballistic Wind Weighting Functions for Tank Projectiles," ECOM-5568, August 1975.
5. Taylor, Fredrick J., Jack Smith, and Thomas H. Pries, "Crosswind Measurements through Pattern Recognition Techniques," ECOM-5569, July 1975.
6. Walters, D. L., "Crosswind Weighting Functions for Direct-Fire Projectiles," ECOM-5570, August 1975.
7. Duncan, Louis D., "An Improved Algorithm for the Iterated Minimal Information Solution for Remote Sounding of Temperature," ECOM-5571, August 1975.
8. Robbiani, Raymond L., "Tactical Field Demonstration of Mobile Weather Radar Set AN/TPS-41 at Fort Rucker, Alabama," ECOM-5572, August 1975.
9. Miers, B., G. Blackman, D. Langer, and N. Lorimier, "Analysis of SMS/GOES Film Data," ECOM-5573, September 1975.
10. Manquero, Carlos, Louis Duncan, and Rufus Bruce, "An Indication from Satellite Measurements of Atmospheric CO₂ Variability," ECOM-5574, September 1975.
11. Petracca, Carmine, and James D. Lindberg, "Installation and Operation of an Atmospheric Particulate Collector," ECOM-5575, September 1975.
12. Avara, Elton P., and George Alexander, "Empirical Investigation of Three Iterative Methods for Inverting the Radiative Transfer Equation," ECOM-5576, October 1975.
13. Alexander, George D., "A Digital Data Acquisition Interface for the SMS Direct Readout Ground Station - Concept and Preliminary Design," ECOM-5577, October 1975.
14. Cantor, Israel, "Enhancement of Point Source Thermal Radiation Under Clouds in a Nonattenuating Medium," ECOM-5578, October 1975.

15. Norton, Colburn, and Glenn Hoidale, "The Diurnal Variation of Mixing Height by Month over White Sands Missile Range, NM," ECOM-5579, November 1975.
16. Avara, Elton P., "On the Spectrum Analysis of Binary Data," ECOM-5580, November 1975.
17. Taylor, Fredrick J., Thomas H. Pries, and Chao-Huan Huang, "Optimal Wind Velocity Estimation," ECOM-5581, December 1975.
18. Avara, Elton P., "Some Effects of Autocorrelated and Cross-Correlated Noise on the Analysis of Variance," ECOM-5582, December 1975.
19. Gillespie, Patti S., R. L. Armstrong, and Kenneth O. White, "The Spectral Characteristics and Atmospheric CO₂ Absorption of the Ho⁺³:YLF Laser at 2.05 μ m," ECOM-5583, December 1975.
20. Novlan, David J., "An Empirical Method of Forecasting Thunderstorms for the White Sands Missile Range," ECOM-5584, February 1976.
21. Avara, Elton P., "Randomization Effects in Hypothesis Testing with Autocorrelated Noise," ECOM-5585, February 1976.
22. Watkins, Wendell R., "Improvements in Long Path Absorption Cell Measurement," ECOM-5586, March 1976.
23. Thomas, Joe, George D. Alexander, and Marvin Dubbin, "SATTEL - An Army Dedicated Meteorological Telemetry System," ECOM-5587, March 1976.
24. Kennedy, Bruce W., and Delbert Bynum, "Army User Test Program for the RDT&E-XM-75 Meteorological Rocket," ECOM-5588, April 1976.
25. Barnett, Kenneth M., "A Description of the Artillery Meteorological Comparisons at White Sands Missile Range, October 1974 - December 1974 ('PASS' - Prototype Artillery [Meteorological] Subsystem)," ECOM-5589, April 1976.
26. Miller, Walter B., "Preliminary Analysis of Fall-of-Shot From Project 'PASS'," ECOM-5590, April 1976.
27. Avara, Elton P., "Error Analysis of Minimum Information and Smith's Direct Methods for Inverting the Radiative Transfer Equation," ECOM-5591, April 1976.
28. Yee, Young P., James D. Horn, and George Alexander, "Synoptic Thermal Wind Calculations from Radiosonde Observations Over the Southwestern United States," ECOM-5592, May 1976.

29. Duncan, Louis D., and Mary Ann Seagraves, "Applications of Empirical Corrections to NOAA-4 VTPR Observations," ECOM-5593, May 1976.
30. Miers, Bruce T., and Steve Weaver, "Applications of Meteorological Satellite Data to Weather Sensitive Army Operations," ECOM-5594, May 1976.
31. Sharenow, Moses, "Redesign and Improvement of Balloon ML-566," ECOM-5595, June 1976.
32. Hansen, Frank V., "The Depth of the Surface Boundary Layer," ECOM-5596, June 1976.
33. Pinnick, R. G., and E. R. Stenmark, "Response Calculations for a Commerical Light-Scattering Aerosol Counter," ECOM-5597, July 1976.
34. Mason, J., and G. B. Hoidale, "Visibility as an Estimator of Infrared Transmittance," ECOM-5598, July 1976.
35. Bruce, Rufus E., Louis D. Duncan, and Joseph H. Pierluissi, "Experimental Study of the Relationship Between Radiosonde Temperatures and Radiometric-Area Temperatures," ECOM-5599, August 1976.
36. Duncan, Louis D., "Stratospheric Wind Shear Computed from Satellite Thermal Sounder Measurements," ECOM-5800, September 1976.
37. Taylor, F., P. Mohan, P. Joseph, and T. Pries, "An All Digital Automated Wind Measurement System," ECOM-5801, September 1976.
38. Bruce, Charles, "Development of Spectrophones for CW and Pulsed Radiation Sources," ECOM-5802, September 1976.
39. Duncan, Louis D., and Mary Ann Seagraves, "Another Method for Estimating Clear Column Radiances," ECOM-5803, October 1976.
40. Blanco, Abel J., and Larry E. Taylor, "Artillery Meteorological Analysis of Project Pass," ECOM-5804, October 1976.
41. Miller, Walter, and Bernard Engebos, "A Mathematical Structure for Refinement of Sound Ranging Estimates," ECOM-5805, November 1976.
42. Gillespie, James B., and James D. Lindberg, "A Method to Obtain Diffuse Reflectance Measurements from 1.0 and 3.0 μ m Using a Cary 171 Spectrophotometer," ECOM-5806, November 1976.
43. Rubio, Roberto, and Robert O. Olsen, "A Study of the Effects of Temperature Variations on Radio Wave Absorption," ECOM-5807, November 1976.

44. Ballard, Harold N., "Temperature Measurements in the Stratosphere from Balloon-Borne Instrument Platforms, 1968-1975," ECOM-5808, December 1976.
45. Monahan, H. H., "An Approach to the Short-Range Prediction of Early Morning Radiation Fog," ECOM-5809, January 1977.
46. Engebo, Bernard Francis, "Introduction to Multiple State Multiple Action Decision Theory and Its Relation to Mixing Structures," ECOM-5810, January 1977.
47. Low, Richard D. H., "Effects of Cloud Particles on Remote Sensing from Space in the 10-Micrometer Infrared Region," ECOM-5811, January 1977.
48. Bonner, Robert S., and R. Newton, "Application of the AN/GVS-5 Laser Rangefinder to Cloud Base Height Measurements," ECOM-5812, February 1977.
49. Rubio, Roberto, "Lidar Detection of Subvisible Reentry Vehicle Erosive Atmospheric Material," ECOM-5813, March 1977.
50. Low, Richard D. H., and J. D. Horn, "Mesoscale Determination of Cloud-Top Height: Problems and Solutions," ECOM-5814, March 1977.
51. Duncan, Louis D., and Mary Ann Seagraves, "Evaluation of the NOAA-4 VTPR Thermal Winds for Nuclear Fallout Predictions," ECOM-5815, March 1977.
52. Randhawa, Jagir S., M. Izquierdo, Carlos McDonald, and Zvi Salpeter, "Stratospheric Ozone Density as Measured by a Chemiluminescent Sensor During the Stratcom VI-A Flight," ECOM-5816, April 1977.
53. Rubio, Roberto, and Mike Izquierdo, "Measurements of Net Atmospheric Irradiance in the 0.7- to 2.8-Micrometer Infrared Region," ECOM-5817, May 1977.
54. Ballard, Harold N., Jose M. Serna, and Frank P. Hudson, Consultant for Chemical Kinetics, "Calculation of Selected Atmospheric Composition Parameters for the Mid-Latitude, September Stratosphere," ECOM-5818, May 1977.
55. Mitchell, J. D., R. S. Sagar, and R. O. Olsen, "Positive Ions in the Middle Atmosphere During Sunrise Conditions," ECOM-5819, May 1977.
56. White, Kenneth O., Wendell R. Watkins, Stuart A. Schleusener, and Ronald L. Johnson, "Solid-State Laser Wavelength Identification Using a Reference Absorber," ECOM-5820, June 1977.
57. Watkins, Wendell R., and Richard G. Dixon, "Automation of Long-Path Absorption Cell Measurements," ECOM-5821, June 1977.

58. Taylor, S. E., J. M. Davis, and J. B. Mason, "Analysis of Observed Soil Skin Moisture Effects on Reflectance," ECOM-5822, June 1977.
59. Duncan, Louis D., and Mary Ann Seagraves, "Fallout Predictions Computed from Satellite Derived Winds," ECOM-5823, June 1977.
60. Snider, D. E., D. G. Murcray, F. H. Murcray, and W. J. Williams, "Investigation of High-Altitude Enhanced Infrared Background Emissions," (U), SECRET, ECOM-5824, June 1977.
61. Dubbin, Marvin H., and Dennis Hall, "Synchronous Meteorological Satellite Direct Readout Ground System Digital Video Electronics," ECOM-5825, June 1977.
62. Miller, W., and B. Engebos, "A Preliminary Analysis of Two Sound Ranging Algorithms," ECOM-5826, July 1977.
63. Kennedy, Bruce W., and James K. Luers, "Ballistic Sphere Techniques for Measuring Atmospheric Parameters," ECOM-5827, July 1977.
64. Duncan, Louis D., "Zenith Angle Variation of Satellite Thermal Sounder Measurements," ECOM-5828, August 1977.
65. Hansen, Frank V., "The Critical Richardson Number," ECOM-5829, September 1977.
66. Ballard, Harold N., and Frank P. Hudson (Compilers), "Stratospheric Composition Balloon-Borne Experiment," ECOM-5830, October 1977.
67. Barr, William C., and Arnold C. Peterson, "Wind Measuring Accuracy Test of Meteorological Systems," ECOM-5831, November 1977.
68. Ethridge, G. A., and F. V. Hansen, "Atmospheric Diffusion: Similarity Theory and Empirical Derivations for Use in Boundary Layer Diffusion Problems," ECOM-5832, November 1977.
69. Low, Richard D. H., "The Internal Cloud Radiation Field and a Technique for Determining Cloud Blackness," ECOM-5833, December 1977.
70. Watkins, Wendell R., Kenneth O. White, Charles W. Bruce, Donald L. Walters, and James D. Lindberg, "Measurements Required for Prediction of High Energy Laser Transmission," ECOM-5834, December 1977.
71. Rubio, Robert, "Investigation of Abrupt Decreases in Atmospherically Backscattered Laser Energy," ECOM-5835, December 1977.
72. Monahan, H. H., and R. M. Cionco, "An Interpretative Review of Existing Capabilities for Measuring and Forecasting Selected Weather Variables (Emphasizing Remote Means)," ASL-TR-0001, January 1978.

73. Heaps, Melvin G., "The 1979 Solar Eclipse and Validation of D-Region Models," ASL-TR-0002, March 1978.
74. Jennings, S. G., and J. B. Gillespie, "M.I.E. Theory Sensitivity Studies - The Effects of Aerosol Complex Refractive Index and Size Distribution Variations on Extinction and Absorption Coefficients, Part II: Analysis of the Computational Results," ASL-TR-0003, March 1978.
75. White, Kenneth O., et al, "Water Vapor Continuum Absorption in the 3.5 μ m to 4.0 μ m Region," ASL-TR-0004, March 1978.
76. Olsen, Robert O., and Bruce W. Kennedy, "ABRES Pretest Atmospheric Measurements," ASL-TR-0005, April 1978.
77. Ballard, Harold N., Jose M. Serna, and Frank P. Hudson, "Calculation of Atmospheric Composition in the High Latitude September Stratosphere," ASL-TR-0006, May 1978.
78. Watkins, Wendell R., et al, "Water Vapor Absorption Coefficients at HF Laser Wavelengths," ASL-TR-0007, May 1978.
79. Hansen, Frank V., "The Growth and Prediction of Nocturnal Inversions," ASL-TR-0008, May 1978.
80. Samuel, Christine, Charles Bruce, and Ralph Brewer, "Spectrophone Analysis of Gas Samples Obtained at Field Site," ASL-TR-0009, June 1978.
81. Pinnick, R. G., et al., "Vertical Structure in Atmospheric Fog and Haze and its Effects on IR Extinction," ASL-TR-0010, July 1978.
82. Low, Richard D. H., Louis D. Duncan, and Richard B. Gomez, "The Microphysical Basis of Fog Optical Characterization," ASL-TR-0011, August 1978.
83. Heaps, Melvin G., "The Effect of a Solar Proton Event on the Minor Neutral Constituents of the Summer Polar Mesosphere," ASL-TR-0012, August 1978.
84. Mason, James B., "Light Attenuation in Falling Snow," ASL-TR-0013, August 1978.
85. Blanco, Abel J., "Long-Range Artillery Sound Ranging: 'PASS' Meteorological Application," ASL-TR-0014, September 1978.
86. Heaps, M. G., and F. E. Niles, "Modeling of Ion Chemistry of the D-Region: A Case Study Based Upon the 1966 Total Solar Eclipse," ASL-TR-0015, September 1978.

87. Jennings, S. G., and R. G. Pinnick, "Effects of Particulate Complex Refractive Index and Particle Size Distribution Variations on Atmospheric Extinction and Absorption for Visible Through Middle-Infrared Wavelengths," ASL-TR-0016, September 1978.
88. Watkins, Wendell R., Kenneth O. White, Lanny R. Bower, and Brian Z. Sojka, "Pressure Dependence of the Water Vapor Continuum Absorption in the 3.5- to 4.0-Micrometer Region," ASL-TR-0017, September 1978.
89. Miller, W. B., and B. F. Engebos, "Behavior of Four Sound Ranging Techniques in an Idealized Physical Environment," ASL-TR-0018, September 1978.
90. Gomez, Richard G., "Effectiveness Studies of the CBU-88/B Bomb, Cluster, Smoke Weapon," (U), CONFIDENTIAL ASL-TR-0019, September 1978.
91. Miller, August, Richard C. Shirkey, and Mary Ann Seagraves, "Calculation of Thermal Emission from Aerosols Using the Doubling Technique," ASL-TR-0020, November 1978.
92. Lindberg, James D., et al, "Measured Effects of Battlefield Dust and Smoke on Visible, Infrared, and Millimeter Wavelengths Propagation: A Preliminary Report on Dusty Infrared Test-I (DIRT-I)," ASL-TR-0021, January 1979.
93. Kennedy, Bruce W., Arthur Kinghorn, and B. R. Hixon, "Engineering Flight Tests of Range Meteorological Sounding System Radiosonde," ASL-TR-0022, February 1979.
94. Rubio, Roberto, and Don Hooch, "Microwave Effective Earth Radius Factor Variability at Wiesbaden and Balboa," ASL-TR-0023, February 1979.
95. Low, Richard D. H., "A Theoretical Investigation of Cloud/Fog Optical Properties and Their Spectral Correlations," ASL-TR-0024, February 1979.
96. Pinnick, R. G., and H. J. Auvermann, "Response Characteristics of Knollenberg Light-Scattering Aerosol Counters," ASL-TR-0025, February 1979.
97. Heaps, Melvin G., Robert O. Olsen, and Warren W. Berning, "Solar Eclipse 1979, Atmospheric Sciences Laboratory Program Overview," ASL-TR-0026, February 1979.
98. Blanco, Abel J., "Long-Range Artillery Sound Ranging: 'PASS' GR-8 Sound Ranging Data," ASL-TR-0027, March 1979.
99. Kennedy, Bruce W., and Jose M. Serna, "Meteorological Rocket Network System Reliability," ASL-TR-0028, March 1979.

100. Swingle, Donald M., "Effects of Arrival Time Errors in Weighted Range Equation Solutions for Linear Base Sound Ranging," ASL-TR-0029, April 1979.
101. Umstead, Robert K., Ricardo Pena, and Frank V. Hansen, "KWIK: An Algorithm for Calculating Munition Expenditures for Smoke Screening/Obscuration in Tactical Situations," ASL-TR-0030, April 1979.
102. D'Arcy, Edward M., "Accuracy Validation of the Modified Nike Hercules Radar," ASL-TR-0031, May 1979.
103. Rodriguez, Ruben, "Evaluation of the Passive Remote Crosswind Sensor," ASL-TR-0032, May 1979.
104. Barber, T. L., and R. Rodriguez, "Transit Time Lidar Measurement of Near-Surface Winds in the Atmosphere," ASL-TR-0033, May 1979.
105. Low, Richard D. H., Louis D. Duncan, and Y. Y. Roger R. Hsiao, "Micro-physical and Optical Properties of California Coastal Fogs at Fort Ord," ASL-TR-0034, June 1979.
106. Rodriguez, Ruben, and William J. Vechione, "Evaluation of the Saturation Resistant Crosswind Sensor," ASL-TR-0035, July 1979.
107. Ohmstede, William D., "The Dynamics of Material Layers," ASL-TR-0036, July 1979.
108. Pinnick, R. G., S. G. Jennings, Petr Chylek, and H. J. Auvermann, "Relationships between IR Extinction Absorption, and Liquid Water Content of Fogs," ASL-TR-0037, August 1979.
109. Rodriguez, Ruben, and William J. Vechione, "Performance Evaluation of the Optical Crosswind Profiler," ASL-TR-0038, August 1979.
110. Miers, Bruce T., "Precipitation Estimation Using Satellite Data," ASL-TR-0039, September 1979.
111. Dickson, David H., and Charles M. Sonnenschein, "Helicopter Remote Wind Sensor System Description," ASL-TR-0040, September 1979.
112. Heaps, Melvin G., and Joseph M. Heimerl, "Validation of the Dairchem Code, I: Quiet Midlatitude Conditions," ASL-TR-0041, September 1979.
113. Bonner, Robert S., and William J. Lentz, "The Visioceilometer: A Portable Cloud Height and Visibility Indicator," ASL-TR-0042, October 1979.
114. Cohn, Stephen L., "The Role of Atmospheric Sulfates in Battlefield Obscurations," ASL-TR-0043, October 1979.

115. Fawbush, E. J., et al, "Characterization of Atmospheric Conditions at the High Energy Laser System Test Facility (HELSTF), White Sands Missile Range, New Mexico, Part I, 24 March to 8 April 1977," ASL-TR-0044, November 1979.
116. Barber, Ted L., "Short-Time Mass Variation in Natural Atmospheric Dust," ASL-TR-0045, November 1979.
117. Low, Richard D. H., "Fog Evolution in the Visible and Infrared Spectral Regions and its Meaning in Optical Modeling," ASL-TR-0046, December 1979.
118. Duncan, Louis D., et al, "The Electro-Optical Systems Atmospheric Effects Library, Volume I: Technical Documentation," ASL-TR-0047, December 1979.
119. Shirkey, R. C., et al, "Interim E-O SAEL, Volume II, Users Manual," ASL-TR-0048, December 1979.
120. Kobayashi, H. K., "Atmospheric Effects on Millimeter Radio Waves," ASL-TR-0049, January 1980.
121. Seagraves, Mary Ann, and Louis D. Duncan, "An Analysis of Transmittances Measured Through Battlefield Dust Clouds," ASL-TR-0050, February 1980.
122. Dickson, David H., and Jon E. Ottesen, "Helicopter Remote Wind Sensor Flight Test," ASL-TR-0051, February 1980.
123. Pinnick, R. G., and S. G. Jennings, "Relationships Between Radiative Properties and Mass Content of Phosphoric Acid, HC, Petroleum Oil, and Sulfuric Acid Military Smokes," ASL-TR-0052, April 1980.
124. Hinds, B. D., and J. B. Gillespie, "Optical Characterization of Atmospheric Particulates on San Nicolas Island, California," ASL-TR-0053, April 1980.
125. Miers, Bruce T., "Precipitation Estimation for Military Hydrology," ASL-TR-0054, April 1980.
126. Stenmark, Ernest B., "Objective Quality Control of Artillery Computer Meteorological Messages," ASL-TR-0055, April 1980.
127. Duncan, Louis D., and Richard D. H. Low, "Bimodal Size Distribution Models for Fog at Meppen, Germany," ASL-TR-0056, April 1980.
128. Olsen, Robert O., and Jagir S. Randhawa, "The Influence of Atmospheric Dynamics on Ozone and Temperature Structure," ASL-TR-0057, May 1980.

129. Kennedy, Bruce W., et al, "Dusty Infrared Test-II (DIRT-II) Program," ASL-TR-0058, May 1980.
130. Heaps, Melvin G., Robert O. Olsen, Warren Berning, John Cross, and Arthur Gilcrease, "1979 Solar Eclipse, Part I - Atmospheric Sciences Laboratory Field Program Summary," ASL-TR-0059, May 1980
131. Miller, Walter B., "User's Guide for Passive Target Acquisition Program Two (PTAP-2)," ASL-TR-0060, June 1980.
132. Holt, E. H., editor, "Atmospheric Data Requirements for Battlefield Obscuration Applications," ASL-TR-0061, June 1980.
133. Shirkey, Richard C., August Miller, George H. Goedecke, and Yugal Behl, "Single Scattering Code AGAUSX: Theory, Applications, Comparisons, and Listing," ASL-TR-0062, July 1980.
134. Sojka, Brian Z., and Kenneth O. White, "Evaluation of Specialized Photoacoustic Absorption Chambers for Near-Millimeter Wave (NMMW) Propagation Measurements," ASL-TR-0063, August 1980.
135. Bruce, Charles W., Young Paul Yee, and S. G. Jennings, "In Situ Measurement of the Ratio of Aerosol Absorption to Extinction Coefficient," ASL-TR-0064, August 1980.
136. Yee, Young Paul, Charles W. Bruce, and Ralph J. Brewer, "Gaseous/Particulate Absorption Studies at WSMR using Laser Sourced Spectrophones," ASL-TR-0065, June 1980.
137. Lindberg, James D., Radon B. Loveland, Melvin Heaps, James B. Gillespie, and Andrew F. Lewis, "Battlefield Dust and Atmospheric Characterization Measurements During West German Summertime Conditions in Support of Grafenwohr Tests," ASL-TR-0066, September 1980.
138. Vechione, W. J., "Evaluation of the Environmental Instruments, Incorporated Series 200 Dual Component Wind Set," ASL-TR-0067, September 1980.
139. Bruce, C. W., Y. P. Yee, B. D. Hinds, R. G. Pinnick, R. J. Brewer, and J. Minjares, "Initial Field Measurements of Atmospheric Absorption at 9 μ m to 11 μ m Wavelengths," ASL-TR-0068, October 1980.
140. Heaps, M. G., R. O. Olsen, K. D. Baker, D. A. Burt, L. C. Howlett, L. L. Jensen, E. F. Pound, and G. D. Allred, "1979 Solar Eclipse: Part II Initial Results for Ionization Sources, Electron Density, and Minor Neutral Constituents," ASL-TR-0069, October 1980.
141. Low, Richard D. H., "One-Dimensional Cloud Microphysical Models for Central Europe and their Optical Properties," ASL-TR-0070, October 1980.

142. Duncan, Louis D., James D. Lindberg, and Radon B. Loveland, "An Empirical Model of the Vertical Structure of German Fogs," ASL-TR-0071, November 1980.
143. Duncan, Louis D., 1981, "EOSAEL 80, Volume I, Technical Documentation," ASL-TR-0072, January 1981.
144. Shirkey, R. C., and S. G. O'Brien, "EOSAEL 80, Volume II, Users Manual," ASL-TR-0073, January 1981.
145. Bruce, C. W., "Characterization of Aerosol Nonlinear Effects on a High-Power CO₂ Laser Beam," ASL-TR-0074, February 1981.
146. Duncan, Louis D., and James D. Lindberg, "Air Mass Considerations in Fog Optical Modeling," ASL-TR-0075, February 1981.
147. Kunkel, Kenneth E., "Evaluation of a Tethered Kite Anemometer," ASL-TR-0076, February 1981.
148. Kunkel, K. E., et al, "Characterization of Atmospheric Conditions at the High Energy Laser System Test Facility (HELSTF) White Sands Missile Range, New Mexico, August 1977 to October 1978, Part II, Optical Turbulence, Wind, Water Vapor Pressure, Temperature," ASL-TR-0077, February 1981.
149. Miers, Bruce T., "Weather Scenarios for Central Germany," ASL-TR-0078, February 1981.
150. Cogan, James L., "Sensitivity Analysis of a Mesoscale Moisture Model," ASL-TR-0079, March 1981.
151. Brewer, R. J., C. W. Bruce, and J. L. Mater, "Optoacoustic Spectroscopy of C₂H₄ at the 9 μ m and 10 μ m C¹²O₂ Laser Wavelengths," ASL-TR-0080, March 1981.
152. Swingle, Donald M., "Reducible Errors in the Artillery Sound Ranging Solution, Part I: The Curvature Correction" (U), SECRET, ASL-TR-0081, April 1981.
153. Miller, Walter B., "The Existence and Implications of a Fundamental System of Linear Equations in Sound Ranging" (U), SECRET, ASL-TR-0082, April 1981.
154. Bruce, Dorothy, Charles W. Bruce, and Young Paul Yee, "Experimentally Determined Relationship Between Extinction and Liquid Water Content," ASL-TR-0083, April 1981.
155. Seagraves, Mary Ann, "Visible and Infrared Obscuration Effects of Ice Fog," ASL-TR-0084, May 1981.

156. Watkins, Wendell R., and Kenneth O. White, "Wedge Absorption Remote Sensor," ASL-TR-0085, May 1981.
157. Watkins, Wendell R., Kenneth O. White, and Laura J. Crow, "Turbulence Effects on Open Air Multipaths," ASL-TR-0086, May 1981.
158. Blanco, Abel J., "Extending Application of the Artillery Computer Meteorological Message," ASL-TR-0087, May 1981.
159. Heaps, M. G., D. W. Hoock, R. O. Olsen, B. F. Engebos, and R. Rubio, "High Frequency Position Location: An Assessment of Limitations and Potential Improvements," ASL-TR-0088, May 1981.
160. Watkins, Wendell R., and Kenneth O. White, "Laboratory Facility for Measurement of Hot Gaseous Plume Radiative Transfer," ASL-TR-0089, June 1981.
161. Heaps, M. G., "Dust Cloud Models: Sensitivity of Calculated Transmittances to Variations in Input Parameters," ASL-TR-0090, June 1981.
162. Seagraves, Mary Ann, "Some Optical Properties of Blowing Snow," ASL-TR-0091, June 1981.
163. Kobayashi, Herbert K., "Effect of Hail, Snow, and Melting Hydrometeors on Millimeter Radio Waves," ASL-TR-0092, July 1981.
164. Cogan, James L., "Techniques for the Computation of Wind, Ceiling, and Extinction Coefficient Using Currently Acquired RPV Data," ASL-TR-0093, July 1981.
165. Miller, Walter B., and Bernard F. Engebos, "On the Possibility of Improved Estimates for Effective Wind and Temperature," (U), SECRET, ASL-TR-0094, August 1981.
166. Heaps, Melvin G., "The Effect of Ionospheric Variability on the Accuracy of High Frequency Position Location," ASL-TR-0095, August 1981.
167. Sutherland, Robert A., Donald W. Hoock, and Richard B. Gomez, "An Objective Summary of US Army Electro-Optical Modeling and Field Testing in an Obscuring Environment," ASL-TR-0096, October 1981.
168. Pinnick, R. G., et al, "Backscatter and Extinction in Water Clouds," ASL-TR-0097, October 1981.
169. Cole, Henry P., and Melvin G. Heaps, "Properties of Dust as an Electron and Ion Attachment Site for Use in D Region Ion Chemistry," ASL-TR-0098, October 1981.