

AD-A102 355

CIVIL AERONAUTICS BOARD WASHINGTON DC
AIRPORT ACTIVITY STATISTICS OF CERTIFICATED ROUTE AIR CARRIERS. (U)
DEC 80

F/G 1/2

UNCLASSIFIED

NL

1 of 4

AS
AD-A102 355

The table consists of a grid of 10 columns and 10 rows. The top row contains a small white box in the first column, followed by a black redaction box in the second column, and then black redaction boxes in the remaining eight columns. The second row through the tenth row are entirely filled with black redaction boxes, obscuring all data in these rows.

AD A102355

10-173

Technical Report Documentation Page

1. Report No.		2. Government Accession No. AD-A102355		3. Recipient's Catalog No.	
(6) 4. Title and Subtitle Airport Activity Statistics of Certificated Route Air Carriers	5. Report Date December 31, 1980		6. Performing Organization Code		
	7. Author(s) CAB-Financial Section, DSMD,OC FAA-Information Analysis Branch		8. Performing Organization Report No. 91/100-1 rep 1		
9. Performing Organization Name and Address Federal Aviation Administration Office of Management Systems 800 Independence Avenue, S.W. Washington, D.C. 20591		10. Work Unit No. (TRAIS) Civil Aeronautics Board Financial Section, DSMD, DC 1825 Connecticut Ave, NW Washington, D.C. 20428		11. Contract or Grant No.	
12. Sponsoring Agency Name and Address Department of Transportation Federal Aviation Administration 800 Independence Avenue, S.W. Washington, D.C. 20591		13. Type of Report and Period Covered Calendar Year		14. Sponsoring Agency Code CAB-FAA	
15. Supplementary Notes 31 Dec 80					
16. Abstract This report furnishes airport activity of the Certificated Route Air Carriers. Included in the data contained in Table 6 are passenger enplanements, tons of enplaned freight, express, and mail. Both scheduled and non-scheduled service, and domestic and international operations are included. These data are shown by airport and carrier. Table 7 includes departures by airport, carrier and type of operation, and type of aircraft.					
17. Key Words Passenger enplanements, departures, freight, express, mail, scheduled service, non-scheduled service, domestic, international			18. Distribution Statement Document is available to the public through the National Technical Information Service, Springfield, Virginia, 22151		
19. Security Classif. (of this report) Unclassified		20. Security Classif. (of this page) Unclassified		21. No. of Pages 356	
				22. Price	

Form DOT F 1700.7 (8-72)

Reproduction of completed page authorized

084150

961

Airport Activity Statistics of Certificated Route Air Carriers

Issued Annually

12 Months Ending December 31, 1980

Accession For	
NTIS GRA&I	<input checked="" type="checkbox"/>
DTIC TAB	<input type="checkbox"/>
Unannounced	<input type="checkbox"/>
Justification	
By _____	
Distribution/ _____	
Availability Codes	
Dist	Avail and/or Special
A	

Prepared Jointly by

Civil Aeronautics Board

U.S. Department of Transportation
Federal Aviation Administration

Availability is unlimited. Document may be released to the
National Technical Information Service
Springfield, Virginia 22161, for sale to the public.

1124
Technical Report Documentation Page

1. Report No.		2. Government Accession No.		3. Recipient's Catalog No.	
4. Title and Subtitle Airport Activity Statistics of Certificated Route Air Carriers				5. Report Date December 31, 1980	
				6. Performing Organization Code	
7. Author(s) CAB-Financial Section, DSMD,OC FAA-Information Analysis Branch				8. Performing Organization Report No.	
9. Performing Organization Name and Address Federal Aviation Administration Office of Management Systems 800 Independence Avenue, S.W. Washington, D.C. 20591				10. Work Unit No. (TRAVIS) Civil Aeronautics Board Financial Section, DSMD,OC 1825 Connecticut Ave, NW Washington, D.C. 20428	
				11. Contract or Grant No.	
12. Sponsoring Agency Name and Address Department of Transportation Federal Aviation Administration 800 Independence Avenue, S.W. Washington, D.C. 20591				13. Type of Report and Period Covered Calendar Year	
				14. Sponsoring Agency Code CAB-FAA	
15. Supplementary Notes					
16. Abstract <p>This report furnishes airport activity of the Certificated Route Air Carriers. Included in the data contained in Table 6 are passenger enplanements, tons of enplaned freight, express, and mail. Both scheduled and non-scheduled service, and domestic and international operations are included. These data are shown by airport and carrier. Table 7 includes departures by airport, carrier and type of operation, and type of aircraft.</p>					
17. Key Words Passenger enplanements, departures, freight, express, mail, scheduled service, non-scheduled service, domestic, international				18. Distribution Statement Document is available to the public through the National Technical Information Service, Springfield, Virginia, 22151	
19. Security Classif. (of this report) Unclassified		20. Security Classif. (of this page) Unclassified		21. No. of Pages 356	22. Price

Airport Activity Statistics of Certificated Route Air Carriers

Issued Annually

12 Months Ending December 31, 1980

Prepared Jointly by

Civil Aeronautics Board

**U.S. Department of Transportation
Federal Aviation Administration**

Availability is unlimited. Document may be released to the
National Technical Information Service
Springfield, Virginia 22161, for sale to the public.

PREFACE

The Civil Aeronautics Board inaugurated in 1970 a revised air traffic and capacity data collection system for the certificated route air carriers. The airport activity data now reported by these air carriers to the Board under the revised traffic statistics reporting requirements differ in significant respects from those previously reported. The aircraft departure data are essentially the same but passenger originations and cargo tonnage originations are eliminated. Enplaned passengers continue to be reported, but the tons of cargo traffic loaded on board are on an enplaned rather than an originated basis. In addition, aircraft departures, enplaned passengers, and enplaned tons of cargo traffic are being reported for nonscheduled operations at online airports.

To accommodate the expanded airport activity data bank, computer reprogramming and reformating of the outputs was necessary. This revised publication now contains seven tables. The first five tabulations present summary data and include three tables showing activity at large, medium, and small air traffic hubs. The last two tables show detailed statistics by community and airport, including a presentation of total aircraft departures performed by specific aircraft types. The publication is no longer divided into separate parts for system operations, domestic operations, and international and territorial operations. With the

exception of the three hub tables, each tabulation presents these operations separately, but grouped together, under the various levels of detail such as State, air carrier, or community. The air traffic hub tables show only system (total) operations at the large, medium and small hubs.

Another significant change in the presentation of airport activity data at communities and airports is that all air traffic hub classification computations are calculated upon the base of total enplaned revenue passengers in all services and all operations at communities within the 50 States, the District of Columbia, and all other U.S. areas as designated by the Federal Aviation Administration. This expands the previous base for calculation to include (1) Alaska and Hawaii, (2) communities in American Samoa, Caroline Islands, Guam Island, Johnston Island, Mariana Islands, Marshall Islands, Midway Island, Panama Canal Zone, Puerto Rico, Virgin Islands, and Wake Island, (3) helicopter operations, (4) nonscheduled enplanements, and (5) international operations at the communities within the 50 States, District of Columbia, and other U.S. areas.

The islands of Midway, Wake, and the Panama Canal Zone did not receive scheduled service during the 12 months ending December 31, 1980.

METRIC CONVERSION TABLE

To Convert
Ton, Enplaned
(Short Ton)

Into
Tonne

Multiply By
0.9072

CONTENTS

	<i>Page</i>
Preface and Metric Conversion Table	i
Air Traffic Hubs (Map)	iv
Introduction	v
City Cross-Reference List	vii
Air Carrier Codes	ix
Aircraft Types	x
Glossary	xi

SUMMARY TABLES

Table 1. Summary of aircraft departures, enplaned revenue passengers, and enplaned revenue tons of cargo and mail by type of operation, by type of service, by carrier group, and by air carrier	1
Table 2. Summary of aircraft departures, enplaned revenue passengers, and enplaned revenue tons of cargo and mail by type of operation, by type of service, and by state and country	6
Table 3. Aircraft departures, enplaned revenue passengers, and enplaned revenue tons of cargo and mail in total operations, all services at <i>large</i> air traffic hubs	14
Table 4. Aircraft departures, enplaned revenue passengers, and enplaned revenue tons of cargo and mail in total operations, all services at <i>medium</i> air traffic hubs	16
Table 5. Aircraft departures, enplaned revenue passengers, and enplaned revenue tons of cargo and mail in total operations, all services at <i>small</i> air traffic hubs	18

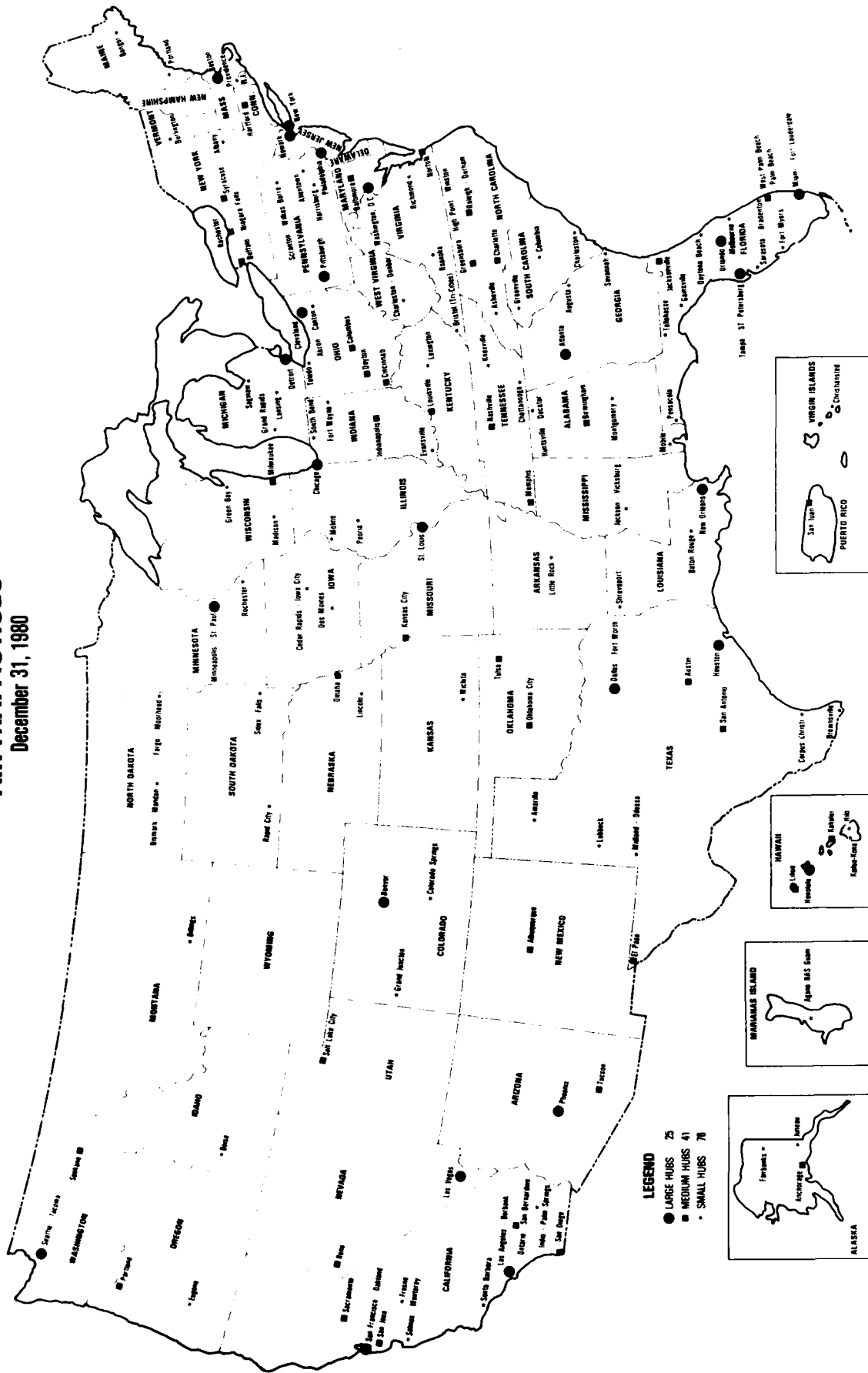
DETAILED TABLES

Table 6. Enplaned revenue passengers, enplaned revenue tons of cargo and mail, and air traffic hub classifications, by type of service, by community, and by carrier	21
Table 7. Aircraft departures scheduled and aircraft departures performed, by type of operation, by aircraft type, by community, and by carrier	137

DISTRIBUTION: ZMS-348A

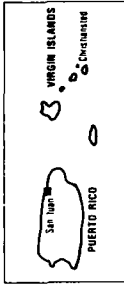

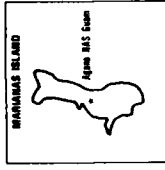
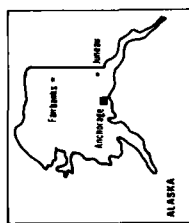
AIR TRAFFIC HUBS

December 31, 1980



LEGEND

- LARGE HUBS 25
- MEDIUM HUBS 41
- SMALL HUBS 76



INTRODUCTION

This edition presents the volume of revenue passenger, freight, express, and mail traffic handled by the Nation's certificated route air carriers at each airport served by these airlines during the 12 months ending December 31, 1980. In addition, a presentation of aircraft departures is shown including detail by aircraft type for total departures performed in scheduled, nonscheduled, and all services.

Certificated route air carriers include the trunk, local service, helicopter, intra-Alaska, intra-Hawaii, all-cargo, and other route carriers holding Certificates of Public Convenience and Necessity issued by the Civil Aeronautics Board (CAB) authorizing the performance of scheduled air transportation over specified routes. Data for supplemental, commuter, intra-state, and foreign-flag air carriers are not included in this publication.

SOURCE OF DATA

The data in this publication are compiled from information reported quarterly to the CAB by the certificated route air carriers on Schedule T-3(a)(b)(c), Airport Activity Statistics of CAB Form 41, Uniform System of Accounts and Reports For Certificated Air Carriers.

PRESENTATION OF DATA

The data in this publication are presented in seven tables. The first two tables contain summary data by type of operation and type of service for carrier groups and individual air carriers and summary figures by area, State, and Country. Tables 3, 4, and 5 show activity in air carrier system operations at large, medium, and small air traffic hubs. The last two tables in the publication present detailed statistics by community and airport. In addition, the last table has a presentation of total aircraft departures performed by specific aircraft type. *In this table, an asterisk printed to the left of the aircraft designation denotes that the statistics shown relate to all-cargo service.*

In Tables 6 and 7, each community is listed under the State in which it is located without regard to the location of the airport. Cincinnati, Ohio, for example, is shown under Ohio although the Greater Cincinnati Airport is located at Covington, Kentucky. An exception to this policy occurs in those cases where a hyphenated point shown in a Certificate of Public Convenience and Necessity is served by a single airport and a State line separates the communities named. In those cases the data are listed under the State in which the airport serving the communities is located. For example, Quincy, Illinois/Hannibal, Missouri, is a hyphenated point. Since the airport is located in Quincy, Illinois, the data for both communities are shown under that city and State. In this publication, some community groupings have been made in accordance with the Federal Aviation Administration's concept of the air traffic hub structure. In this regard, single certificated points or hyphenated points that are in Standard Metropolitan Statistical Areas (SMSA) are listed under the SMSA regardless of the way the CAB Certificate is written or of the location of the airport. (See AIR TRAFFIC HUBS.)

To facilitate the location of hyphenated and combined points, there is a list at the end of this section (page vii) which cross-references the cities so certificated.

CRITERIA FOR INCLUSION OF DATA

Data included for only those online airports reported on Schedule T-3 at which aircraft departures were performed in scheduled service. Data for airports that are offline for the reporting carrier are excluded. These criteria of inclusion or exclusion are applied individually to each of the four quarterly reports comprising the source of these data.

AIR TRAFFIC HUBS

The air traffic hub structure was developed by the Federal Aviation Administration and is used to measure the concentration of all civil air traffic. The hub structure is Federal Aviation Administration's (FAA) principal operations control and the fundamental control for most of the FAA's economic and operations research procedures. Within this one medium are consolidated the social and economic factors that influence a community's ability to generate air carrier or general aviation traffic.

Air traffic hubs are not airports; they are the cities and Standard Metropolitan Statistical Areas requiring aviation services. An SMSA is a county that contains at least one city of 50,000 population, or twin cities with a combined population of at least 50,000, plus any contiguous counties that are metropolitan in character and have similar economic and social relationships. These metropolitan areas constitute a primary focal point for the transportation research program of the FAA, and the analyses of individual cities within an area are treated in relationship to the entire area. In those instances where two or more individually certificated communities are located in an SMSA, those communities are grouped under the SMSA definition throughout this publication.

Individual communities fall into four hub classifications as determined by each community's percentage of the total enplaned revenue passengers in all services and all operations of U.S. certificated route air carriers within the 50 States, the District of Columbia, and other U.S. areas designated by the Federal Aviation Administration. Table 6 contains the type of hub for each community; "L" (large), "M" (medium), "S" (small), and "N" (nonhub). Classifications in this issue are based on 281,408,852 total enplaned revenue passengers.

The percentage and number of enplaned passengers in the hub classifications for 12 months ending December 31, 1980.

Hub classification	Percent of total enplaned passengers	Number of enplaned passengers
Large (L)	1.00 or more	2,814,089 or more
Medium (M)	0.25 to 0.99	703,522 to 2,814,088
Small (S)	0.05 to 0.24	140,704 to 703,521
Nonhub (N)	less than 0.05	Less than 140,703

The geographic locations of the air traffic hubs are shown in the map on page iv and the airport activity of the hubs is summarized in Tables 3, 4, and 5.

The hub tables show that for the 12-month period ending December 31, 1980, there were 142 air traffic hubs. These hubs represented 25.6 percent of the 628 certificated points in the 50 States, the District of Columbia, and other U.S. areas receiving air carrier service during the period. The dominance of the hubs in the air traffic patterns is brought out by the fact that of the 281,408,852 passenger enplanements during the period, 96.9 percent (272,737,327) were recorded at the 142 hubs, while the nonhubs accounted for only 3.1 percent (8,639,252). Of the 96.9 percent of the passenger enplanements recorded at the hubs, the 25 large hubs accounted for 70.2 percent, the 41 medium hubs accounted for 18.4 percent, and the 76 small hubs accounted for 8.3 percent. Also in the hub tables (Tables 3, 4, and 5), the percentage relationship is shown of the total enplaned passengers at the individual airports serving the large, medium, and small hubs to total enplaned passengers (281,408,852) at all the airports used in the hub classification.

GENERAL NOTES

NEW CARRIERS

New carrier statistics included in this publication.

<i>Carrier</i>	<i>First quarter included</i>
Aeromech ¹	September 1980
Air North	June 1980
Cascade	September 1980
Imperial	September 1980
Golden Gate ¹	June 1980
Great Northern ¹	March 1980
Mid-South	September 1980
Midway ¹	June 1980
New York Air	December 1980

¹December 1980 quarter missing.

Carrier Data Missing

<i>Carrier</i>	<i>Quarter excluded</i>
Coleman	June, Sept. and Dec. 1980
Empire	June and December 1980
Mississippi Valley	March 1980
Swift Aire	December 1980
Wright	December 1980
Transamerica	December 1980

NOTE

Seaboard World was acquired by Flying Tiger effective October 1980. Seaboard's data in this publication reflects the first three quarters of 1980.

Republic Airlines acquired Hughes Airwest in October 1980. Hughes Airwest's corporate name was changed to Republic Airlines West, Inc. Statistics for Hughes Airwest reflect data for the first three quarters of 1980. Statistics for Republic West reflect data only for the fourth quarter of 1980. Republic Airlines reported their data separately.

STRIKE DATA

Altair—4/13/80 to 8/18/80. Resumed operations 9/15/80.
Capital—10/9/80 to 10/10/80. Resumed operations 10/12/80.
Continental—12/5/80 to 12/20/80. Resumed operations 12/21/80.
Eastern—6/2/80 to 7/31/80. Resumed operations 8/1/80.
Ozark—5/6/80 to 6/1/80. Resumed operations 6/2/80.
Pacific Southwest—9/25/80 to 11/15/80. Resumed operations 11/16/80.
Southwest—1/13/80 to 1/18/80. Resumed operations 2/1/80.

CHANGES IN REPORTING

Effective 1/1/75, the carriers began to report off-line activity in addition to on-line activity. On-line is defined as the point(s) a carrier is authorized to serve, while off-line is everything else. This additional reporting requirement, which basically affects the nonscheduled reporting, will have no material effect on the statistics reported in this publication, since it only includes statistics for the on-line points.

In certain cases it has been a practice of carriers to reflect certain technical stops and diversions associated with scheduled service as on-line operations. In such cases operations to these points will be reflected in the publication, whereas when such service is reported as off-line it is excluded.

CITY CROSS—REFERENCE LIST

*Cities not listed in
alphabetic order or
not specifically noted*

Included in:

Anahelm, Calif. Los Angeles/Burbank/Long Beach/
Orange County

Ann Arbor, Mich. Detroit & Ann Arbor

Arcata, Calif. Eureka/Arcata

Ashland, Ky. Ashland/Huntington
(Under West Virginia)

Ashland, Wis. Ironwood/Ashland
(Under Michigan)

Auburn, Me. Lewiston/Auburn

Barre, Vt. Montpelier/Barre

Battle Creek, Mich. Kalamazoo/Battle Creek

Bay City, Mich. Saginaw/Bay City/Midland

Beaufort, N. C. New Bern & Morehead City/Beaufort

Bethlehem, Pa. Allentown/Bethlehem/Easton

Biloxi, Miss. Gulfport/Biloxi

Bluefield, W. Va. Princeton/Bluefield

Bonn, Germany Cologne/Dusseldorf/Bonn

Bradenton, Fla. Sarasota/Bradenton

Bridgeport, Conn. New Haven/Bridgeport

Bristol, Va. Bristol/Kingsport/Johnson City
(Under Tennessee)

Burbank, Calif. Los Angeles/Burbank/Long Beach/
Orange County

Camden, Ark. El Dorado/Camden

Camden, N. J. Philadelphia/Wilmington/Camden
(Under Pennsylvania)

Camp Lejeune, N. C. Jacksonville/Camp Lejeune

Canton, Ohio Akron/Canton

Charleston, Ill. Mattoon/Charleston

Chesapeake, Va. Norfolk/Virginia Beach/Portsmouth/
Chesapeake

Clarkston, Wash. Lewiston/Clarkston
(Under Idaho)

Clearwater, Fla. Tampa/St. Petersburg/Clearwater/
Lakeland

Clintonville, Wis. Green Bay/Clintonville

Cody, Wyo. Lovell/Powell/Cody

Coffeyville, Kans. Independence/Coffeyville/Parsons

Concord, N. H. Manchester/Concord

Coos Bay, Oreg. North Bend/Coos Bay

Corbin, Ky. London/Corbin

Corning, N. Y. Elmira/Corning

Cortland, N. Y. Ithaca/Cortland

Craig, Colo. Steamboat Springs/Hayden/Craig

Davenport, Iowa Moline/Davenport
(Under Illinois)

Decatur, Ala. Huntsville & Decatur

Delta, Colo. Montrose/Delta

Deming, N. M. Silver City/Hurley/Deming

Dunbar, W. Va. Charleston/Dunbar

Durham, N. C. Raleigh/Durham

Dusseldorf, Germany Cologne/Dusseldorf/Bonn

Easton, Pa. Allentown/Bethlehem/Easton

Edinburg, Tex. Mission/McAllen/Edinburg

Endicott, N. Y. Binghamton/Endicott/Johnson City

Fairmont, W. Va. Clarksburg/Fairmont

Fall River, Mass. New Bedford/Fall River

Florence, Ala. Muscle Shoals/Florence/Sheffield/
Tusculumbia

Ft. Campbell, Ky. Clarksville/Ft. Campbell/Hopkinsville
(Under Tennessee)

Ft. Lauderdale, Fla. Miami/Ft. Lauderdale

Ft. Riley, Kans. Manhattan/Junction City/Ft. Riley

Fort Sill, Okla. Lawton/Fort Sill

Fort Worth, Tex. Dallas/Fort Worth

Frankfort, Ky. Lexington/Frankfort

Gladewater, Tex. Longview/Kilgore/Gladewater

Guymon, Okla. Liberal-Guymon (Under Kansas)

*Cities not listed in
alphabetic order or
not specifically noted*

Included in:

Hampton, Va. Newport News/Hampton/Williamsburg
Yorktown

Hannibal, Mo. Quincy/Hannibal
(Under Illinois)

Harlingen, Tex. Brownsville/Harlingen/San Benito

Hattiesburg, Miss. Laurel/Hattiesburg

Hayden, Colo. Steamboat Springs/Hayden/Craig

Herrin, Ill. Marion/Herrin

Hibbing, Minn. Chisholm/Hibbing

High Point, N. C. Greensboro/High Point/Winston-Salem

Holloman AFB, N. Mex. Alamogordo/Holloman AFB

Hopkinsville, Ky. Clarksville/Ft. Campbell/Hopkinsville
(Under Tennessee)

Houghton, Mich. Hancock/Houghton

Houlton, Maine Presque Isle/Houlton

Huntington, W. Va. Ashland/Huntington

Hurley, N. Mex. Silver City/Hurley/Deming

Iowa City, Iowa Cedar Rapids/Iowa City

Janesville, Wis. Beloit/Janesville

Jefferson City, Mo. Columbia/Jefferson City

Johnson City, N.Y. Binghamton/Endicott/Johnson City

Johnson City, Tenn. Bristol/Kingsport/Johnson City

Junction City, Kans. Manhattan/Junction City/Ft. Riley

Kennewick, Wash. Pasco/Kennewick/Richland

Kilgore, Tex. Longview/Kilgore/Gladewater

Kingsford, Mich. Iron Mountain/Kingsford

Kingsport, Tenn. Bristol/Kingsport/Johnson City

Lakeland, Fla. Tampa & St. Petersburg/Clearwater/
Lakeland

Lancaster, Calif. Palmdale/Lancaster

Land O'Lakes, Wis. Rhinelander/Land O'Lakes

Lander, Wyo. Riverton/Lander

Lazy Bay, Alaska Allak/Lazy Bay

Lewisburg, W. Va. Greenbrier/White Sulphur Springs/
Lewisburg

Long Beach, Calif. Los Angeles/Burbank/Long Beach/
Orange County

Ludington, Mich. Manistee/Ludington

Mandan, N. Dak. Bismarck/Mandan

Marietta, Ohio Parkersburg/Marietta
(Under West Virginia)

Marinette, Wis. Marinette/Menominee
(Under Michigan)

McAllen, Tex. Mission/McAllen/Edinburg

Menominee, Mich. Marinette/Menominee

Midland, Mich. Saginaw/Bay City/Midland

Monterey, Calif. Salinas/Monterey

Moorhead, Minn. Fargo/Moorhead (Under North Dakota)

Morehead City, N. C. New Bern & Morehead City/Beaufort

Moscow, Idaho Pullman/Moscow
(Under Washington)

Moses Lake, Wash. Ephrata/Moses Lake

Niagara Falls, N. Y. Buffalo & Niagara Falls

Oakland, Calif. San Francisco/Oakland

Odeesa, Tex. Midland/Odeesa

Orange County, Calif. Los Angeles/Burbank/Long Beach/
Orange County

Oxford, Miss. University/Oxford

Palm Beach, Fla. West Palm Beach/Palm Beach

Palm Springs, Calif. Indio/Palm Springs

Panama City, C.Z. Balboa, C.Z. & Panama City

Parsons, Kans. Independence/Coffeyville/Parsons

Pascagoula, Miss. Mobile/Pascagoula (Under Alabama)

Port Arthur, Tex. Beaumont/Port Arthur

Portsmouth, Va. Norfolk/Virginia Beach/Portsmouth/
Chesapeake

Powell, Wyo. Lovell/Powell/Cody

Prestwick, Scotland Glasgow/Prestwick

*Cities not listed in
alphabetic order or
not specifically noted*

Redding, Calif.	Red Bluff/Redding
Redmond, Oreg.	Bend/Redmond
Richland, Wash.	Pasco/Kennewick/Richland
Riverside, Calif.	Ontario & San Bernardino
Robertsfield, Liberia	Monrovia/Robertsfield
Rock Falls, Ill.	Sterling/Rock Falls
Rome, N. Y.	Utica/Rome
Ruby Creek, Alaska	Bornite/Ruby Creek
St. Joseph, Mich.	Benton Harbor/St. Joseph
St. Paul, Minn.	Minneapolis/St. Paul
St. Petersburg, Fla.	Tampa St. Petersburg Clearwater & Lakeland
San Benito, Tex.	Brownsville/Harlingen/San Benito
San Bernardino, Calif.	Ontario & San Bernardino
Santa Ana, Calif.	Los Angeles Burbank Long Beach Orange County
Seaside, Oreg.	Astoria Seaside
Sheboygan, Wis.	Manitowoc/Sheboygan
Sheffield, Ala.	Muscle Shoals/Florence/Sheffield Tuscumbia
Sikeston, Mo.	Cape Girardeau/Sikeston
Spartanburg, S. C.	Greenville/Spartanburg
Springfield, Mass.	Hartford/Springfield/Westfield (Under Connecticut)
Stevens Point, Wis.	Wausau/Stevens Point
Superior, Wis.	Duluth/Superior (Under Minnesota)

*Cities not listed in
alphabetic order or
not specifically noted*

Tacoma, Wash.	Seattle/Tacoma
Thomasville, Ga.	Moultrie/Thomasville
Tuscumbia, Ala.	Muscle Shoals/Florence/Sheffield Tuscumbia
Urbana, Ill.	Champaign/Urbana
Vicksburg, Miss.	Jackson/Vicksburg
Virginia Beach, Va.	Norfolk/Virginia Beach/Portsmouth Chesapeake
Waterville, Me.	Augusta/Waterville
Westfield, Mass.	Hartford/Springfield/Westfield (Under Connecticut)
Wheeling, W. Va.	Pittsburgh/Wheeling (Under Pennsylvania)
White River Junction, Vt.	Lebanon/White River Junction (Under New Hampshire)
White Sulphur Springs, W. Va.	Greenbrier/White Sulphur Springs Lewisburg
Wilkes-Barre, Pa.	Seranton/Wilkes-Barre
Williamsburg, Va.	Newport News/Hampton/Williamsburg Yorktown
Wilmington, Del.	Philadelphia/Wilmington/Camden (Under Pennsylvania)
Winston-Salem, N. C.	Greensboro/High Point/Winston-Salem
York, Pa.	Harrisburg/York
Yorktown, Va.	Newport News/Hampton/Williamsburg/ Yorktown

AIR CARRIER CODES

DECODING

Codes arranged alphabetically, showing carrier name

Line No.	Code (1)	Carrier name (2)
2	AK	Altair Airlines, Inc.
3	AL	U.S. Air, Inc., dba U.S. Air
4	AS	Alaska Airlines, Inc.
5	BF	Great Northern Airlines
6	BN	Braniff Airways, Inc.
7	CH	Coleman Air Transport Corp.
8	CO	Continental Air Lines, Inc.
9	CZ	Cascade Airways, Inc.
10	DL	Delta Air Lines, Inc.
11	DP	Cochise Airlines, Inc.
12	EA	Eastern Air Lines, Inc.
13	FL	Frontier Airlines, Inc.
14	FT	Flying Tiger Line Inc., The
15	FW	Wright Air Lines, Inc.
16	GG	Golden Gate Airlines
17	GQ	Big Sky Airlines, Inc.
18	GW	Golden West Airlines, Inc.
19	HA	Hawaiian Airlines, Inc.
20	ID	Apollo Airways, Inc.
21	II	Imperial Airlines, Inc.
22	KC	Aeromech, Inc.
23	KO	Kodiak Western Alaska Airlines, Inc.
24	ML	Midway Airlines, Inc.
25	NC	New Haven Airways, Inc.
26	NE	Air New England, Inc.
27	NO	Air North, Inc.
28	NW	Northwest Airlines, Inc.
29	NY	New York Air, Inc.
30	OC	Air California, Inc.
31	OZ	Ozark Air Lines, Inc.
32	PA	Pan American World Airways, Inc.
33	PI	Piedmont Aviation, Inc.
34	PS	Pacific Southwest Airlines, Inc.
35	PX	Aspen Airways, Inc. ¹
36	QG	Sky West Aviation, Inc.
37	QH	Air Florida, Inc.
38	RC	Republic Airlines, Inc. ²
39	RD	Airlift International, Inc.
40	RV	Reeve Aleutian Airways, Inc.
41	RW	Hughes Air Corp. dba Hughes Airwest ²
42	RW	Republic Airlines West, Inc. ²
43	SB	Seaboard World Airlines, Inc.
44	TI	Texas International Airlines, Inc.
45	TS	Aloha Airlines, Inc.
46	TV	Transamerica Airlines, Inc.
47	TW	Trans World Airlines, Inc.
48	UA	United Air Lines, Inc.
49	UR	Empire Airlines, Inc.
50	VL	Mid-South Aviation, Inc.
51	WA	Western Air Lines, Inc.
52	WE	Wien Air Alaska, Inc.
53	WI	Swift Aire Lines, Inc.
54	WN	Southwest Airlines Co.
55	XV	Mississippi Valley Airlines, Inc.
56	XY	Munz Northern Airlines, Inc.
57	ZV	Air Midwest, Inc.
58	ZW	Air Wisconsin, Inc.

ENCODING

Carrier names arranged alphabetically, showing carrier code

Line No.	Carrier name (1)	Code (2)	Carrier group* (3)
2	Air California, Inc.	OC	6
3	Air Florida, Inc.	QH	6
4	Air Midwest, Inc.	ZV	7
5	Air New England, Inc.	NE	7
6	Air North, Inc.	NO	6
7	Air Wisconsin, Inc.	ZW	6
8	Airlift International, Inc.	RD	8
9	Alaska Airlines, Inc.	AS	4
10	Aloha Airlines, Inc.	TS	5
11	Altair Airlines, Inc.	AK	6
12	American Airlines, Inc.	AA	1
13	Apollo Airways, Inc.	ID	6
14	Aspen Airways, Inc. ¹	PX	6
15	Big Sky Airlines, Inc.	GQ	6
16	Braniff Airways, Inc.	BN	1
17	Cascade Airways, Inc.	CZ	6
18	Cochise Airlines, Inc.	DP	7
19	Coleman Air Transport Corp.	CH	6
20	Continental Air Lines, Inc.	CO	1
21	Delta Air Lines, Inc.	DL	1
22	Eastern Air Lines, Inc.	EA	1
23	Empire Airlines, Inc.	UR	6
24	Flying Tiger Line, Inc., The	FT	8
25	Frontier Airlines, Inc.	FL	2
26	Golden Gate Airlines	GG	6
27	Golden West Airlines, Inc.	GW	6
28	Great Northern Airlines	BF	4
29	Hawaiian Airlines, Inc.	HA	5
30	Hughes Air Corp., dba Hughes Airwest ²	RW	2
31	Imperial Airlines, Inc.	II	6
32	Kodiak Western Alaska Airlines, Inc.	KD	4
33	Mid-South Aviation, Inc.	VL	6
34	Midway Airlines, Inc.	ML	6
35	Mississippi Valley Airlines, Inc.	XV	6
36	Munz Northern Airlines, Inc.	XY	4
37	New Haven Airways, Inc.	NC	6
38	New York Air, Inc.	NY	6
39	Northwest Airlines, Inc.	NW	1
40	Ozark Air Lines, Inc.	OZ	2
41	Pacific Southwest Airlines, Inc.	PS	6
42	Pan American World Airways, Inc.	PA	1
43	Piedmont Aviation, Inc.	PI	2
44	Reeve Aleutian Airways, Inc.	RV	4
45	Republic Airlines, Inc. ²	RC	2
46	Republic Airlines West, Inc. ²	RW	2
47	Seaboard World Airlines, Inc.	SB	8
48	Sky West Aviation, Inc.	QG	7
49	Southwest Airlines Co.	NW	6
50	Swift Aire Lines, Inc.	WI	6
51	Texas International Airlines, Inc.	TI	2
52	Trans World Airlines, Inc.	TW	1
53	Transamerica Airlines, Inc.	TV	6
54	United Air Lines, Inc.	UA	1
55	U.S. Air, Inc., dba U.S. Air	AL	2
56	Western Air Lines, Inc.	WA	1
57	Wien Air Alaska, Inc.	WE	4
58	Wright Air Lines, Inc.	FW	6

* In some tabulations in this publication, information is presented by carrier groups. Data shown in Table 1 for an individual carrier appear within the appropriate carrier group. The key numbers below indicate the carrier group for the individual carriers in the above code list:

- | | | |
|--------------------------|-------------------------|----------------------|
| 1. Trunk carrier | 4. Intra-Alaska carrier | 7. Regional |
| 2. Local service carrier | 5. Intra-Hawaii carrier | 8. All-cargo carrier |
| 3. Helicopter carrier | 6. Other carrier | |

¹ PX code used for Aspen Airways in publication, whereas "Official Airline Guide" code is now AP.

² See Note on page iv.

AIRCRAFT TYPES¹

L i n e	Model	Manufacturer	Number of engines by power type					L i n e	Model	Manufacturer	Number of engines by power type				
			Turbo- fan	Turbo- jet	Turbo- prop	Turbo- shaft	Piston				Turbo- fan	Turbo- jet	Turbo- prop	Turbo- shaft	Piston
No.	(1)	(2)	(3)	(4)	(5)	(6)	(7)	No.	(1)	(2)	(3)	(4)	(5)	(6)	(7)
1	A-300B	Airbus Industrie	2					34	DC-9-30	Douglas	2				
2	AC-680FL	Aero Commander					2	35	DC-9-50	Douglas	2				
3	Baron (55-SER)	Beechcraft					2	36	DC-10-10	Douglas	3				
4	BH-99	Beechcraft			2			37	DC-10-30	Douglas	3				
5	B-707-100B	Boeing	4					38	DC-10-40	Douglas	3				
6	B-707-300B	Boeing	4					39	DHC-3	de Havilland					1
7	B-707-300C	Boeing	4					40	DHC-6	de Havilland			2		
8	B-720-000B	Boeing	4					41	DH-114	de Havilland					4
9	B-727-100	Boeing	3					42	DO-28	Dornier					2
10	B-727-100C/QC	Boeing	3					43	Embraer	Embraer					4
11	B-727-200	Boeing	3					44	Euro Airbus 3		2				
12	B-737-100/200	Boeing	2					45	F-27	Fairchild			2		
13	B-737-200C	Boeing	2					46	F-28-4000/600	Fairchild	2				
14	B-747	Boeing	4					47	FH-227	Fairchild			2		
15	B-747-200	Boeing	4					48	FW Under 300HP						1
16	B-747F	Boeing	4					49	G-21A/PT-8	Grumman					2
17	B-747SP	Boeing	4					50	G-159	Grumman			4		
18	BAC-111-200	British Air Corp.	2					51	Jetstream	Handley Page					4
19	BN-2/A	Britten-Norman					2	52	L-100-30	Lockheed		4			
20	CASA 212				2			53	L-188 A/C	Lockheed			4		
21	C-402/402A	Cessna					2	54	L-1011	Lockheed	3				
22	CV-340/440	Convair					2	55	M-404	Martin					2
23	CV-580	Convair			2			56	Metro	Swearingen			2		
24	CV-600	Convair			2			57	N-262	Nord			4		
25	Dash-7	de Havilland			4			58	PA-23-250	Piper					2
26	DC-3/C-47	Douglas					2	59	PA-31/34/39	Piper					2
27	DC-8-10/20/30	Douglas		4				60	SD3-30	Shorts			4		
28	DC-8-50	Douglas	4					61	SC-7	Short Harland			2		
29	DC-8-50F	Douglas	4					62	SSC		4				
30	DC-8-61	Douglas	4					63	U-PIS-1						1
31	DC-8-62	Douglas	4					64	U-PIS-2						2
32	DC-8-63F	Douglas	4					65	Unknown				2		
33	DC-9-10	Douglas	2					66	YS-11	Nihon			2		

¹ As shown in Table 7 of this Publication

² Construcciones Aeronauticas S.A.

³ British Aircraft Corp./Aero-Spatiale.

⁴ Single engine fixed-wing types 299 METO HP or less.

⁵ Other one engine piston

⁶ Other two engine piston

⁷ Interchange aircraft, unknown

GLOSSARY

- aircraft departure.** An aircraft takeoff made at an airport.
- aircraft departures scheduled.** The total number of departures scheduled to be made at an airport as set forth in the air carriers' published schedules.
- aircraft type.** A distinctive model of an aircraft as designated by the manufacturer.
- airport.** A landing area regularly used by aircraft for receiving or discharging passengers or cargo.
- air traffic hub.** Air traffic hubs are not airports; they are the cities and Standard Metropolitan Statistical Areas requiring aviation services. Communities fall into four classes as determined by each community's percentage of the total enplaned passengers in scheduled and nonscheduled service of the domestic certificated route air carriers in the 50 States, the District of Columbia, and other U.S. areas designated by the Federal Aviation Administration. Tables 3, 4, and 5, contain the type of hub for each community: "L" (large), "M" (medium), "S" (small), and "N" (non-hub).
- all-cargo carrier.** One of a class of air carriers holding Certificates of Public Convenience and Necessity, issued by the CAB, authorizing the performance of scheduled air freight, express, and mail transportation over specified routes, as well as the conduct of nonscheduled operations, which may include passengers.
- all services.** The total of scheduled and nonscheduled transport services.
- cargo tons.** The total of freight and express tons.
- carrier group.** A grouping of carriers certificated for essentially the same type of operation and having basically similar operating characteristics.
- Certificate of Public Convenience and Necessity.** A certificate issued to an air carrier under Section 401 of the Federal Aviation Act by the Civil Aeronautics Board authorizing the carrier to engage in air transportation.
- certificated.** Holding a currently valid Certificate of Public Convenience and Necessity.
- certificated point.** A city, place, or population center authorized to receive scheduled air service under a Certificate of Public Convenience and Necessity or under an exemption issued to an air carrier. (More than one community may be included in a certificated point, and a point may be served through more than one airport.)
- certificated route air carrier.** An air carrier holding a Certificate of Public Convenience and Necessity issued by the Civil Aeronautics Board to conduct scheduled services over specified routes. Certain nonscheduled or charter operations may also be conducted by these carriers.
- community.** A city, group of cities, or a Standard Metropolitan Statistical Area receiving scheduled air service by a certificated route air carrier.
- departure.** See "aircraft departure".
- domestic operations.** In general, operations within and between the 50 States of the United States and the District of Columbia. Includes domestic operations of the certificated trunk carriers, and the local service, helicopter, intra-Alaska, intra-Hawaii, domestic all-cargo, and other route carriers. In addition, any Canadian operations conducted on the domestic route segments of U.S. air carriers are shown as domestic operations. Local service carriers' operations into Mexico, and the Bahamas, at this time, are shown as domestic operations.
- enplaned passengers.** The number of revenue passengers boarding aircraft, including originating, stopover, and transfer passengers.
- enplaned revenue tons of freight, express, U.S. mail, and foreign mail.** The number of revenue tons of freight, express, U.S. and foreign mail loaded on an aircraft including originating and transfer tons. The tons of cargo and mail on aircraft entering a carrier's system on interchange flights are considered as enplanements at the interchange point and cargo and mail tons moving from one operation to another operation of the same carrier for which separate reports are required (reporting entity) by the CAB are considered as enplaning at the junction point.
- express.** Property transported by air under published air express tariffs filed with the Civil Aeronautics Board.
- flight, extra section.** A flight, conducted as an integral part of scheduled service, that has not been provided for in published schedules and is required for transportation of traffic that can not be accommodated on a regularly scheduled flight.
- foreign mail.** Mail transported from a point outside of the United States by U.S.-flag carriers for a foreign government.
- freight.** Property transported by air under published air freight tariffs filed with the Civil Aeronautics Board. (Excludes mail, express, and passenger baggage.)
- FW 300-450 HP.** Single engine fixed-wing aircraft types with 300 to 450 Maximum Except Takeoff horsepower.
- FW Under 300 HP.** Single engine fixed-wing aircraft types with less than 300 Maximum Except Takeoff horsepower.
- helicopter carriers.** Domestic certificated route air carriers primarily employing helicopter aircraft in their operations.
- hub type.** See "air traffic hub".
- hyphenated point.** Basically two or more neighboring communities which, in terms of authorization shown in a carrier's Certificate of Public Convenience and Necessity, are treated as a single community.
- international operations.** In general, operations outside territory of the United States, including operations between the United States and foreign countries and the United States and its territories or possessions. Includes both the combination passenger-cargo carriers and the all-cargo carriers engaged in international and territorial operations.
- intra-Alaska carriers.** Certificated route air carriers conducting operations primarily within the State of Alaska.
- intra-Hawaii carriers.** Certificated route air carriers conducting operations entirely within the State of Hawaii.
- large air traffic hub.** A community enplaning 1.00 percent or more of the total enplaned passengers in all services and all operations for all communities within the 50 States, the District of Columbia, and other U.S. areas designated by the Federal Aviation Administration. Also see "air traffic hub".

- local service carriers.** Certificated domestic route air carriers operating routes of lesser density between the smaller traffic centers and between those centers and principal centers.
- medium air traffic hub.** A community enplaning from 0.25 to 0.99 percent of the total enplaned passengers in all services and all operations for all communities within the 50 States, the District of Columbia, and other U.S. areas designated by the Federal Aviation Administration. Also see "air traffic hub".
- nonhub.** A community enplaning less than 0.05 percent of the total enplaned passengers in all services and all operations for all communities within the 50 States, the District of Columbia, and other U.S. areas designated by the Federal Aviation Administration. Also see "air traffic hub".
- nonpriority U.S. mail.** Mail transported by air on a space available basis.
- nonscheduled service.** Revenue flights that are not operated in regularly scheduled service such as charter flights.
- offline airport.** Installations maintained, or facilities used, by a certificated route air carrier for other than scheduled certificated air services.
- online airport.** Installations maintained, or facilities used, by a certificated route air carrier in conducting scheduled service.
- other carriers.** Carrier group comprised of Aspen Airways and Wright Air Lines.
- other U.S. areas.** Areas under U.S. jurisdiction, other than the 50 States and the District of Columbia, that are designated by the Federal Aviation Administration to be included in the base for air traffic hub classification computations.
- percent of departures scheduled.** The percent of the aircraft departures scheduled that were actually completed (performed) by the air carriers.
- percent of enplanements.** The percent that a community's enplaned passengers is of the total enplaned passengers in all services and all operations for all communities within the 50 States, the District of Columbia, and other U.S. areas designated by the Federal Aviation Administration. Also see "air traffic hub".
- piston aircraft.** An aircraft fitted with engines in which pistons, moving back and forth, work upon a crankshaft or other device to create rotational movement.
- priority U.S. mail.** Mail transported by air on a priority basis, includes air mail, and may include first class mail.
- reporting entity.** A certificated route air carrier, or an operating division or segment of the air carrier, for which separate traffic reports are required to be filed with the Civil Aeronautics Board.
- revenue.** Pertaining to transport activities for which remuneration is received by the carrier.
- revenue passenger.** Person receiving air transportation from an air carrier for which remuneration is received by the carrier. Air carrier employees or others receiving air transportation against whom token service charges are levied are considered nonrevenue passengers. Infants for whom a token fare is charged are not counted as passengers.
- scheduled aircraft departures completed.** The total number of aircraft departures actually performed pursuant to published schedules at each airport. Scheduled departures performed do not include departures of flights operated as extra sections to scheduled flights.
- scheduled service.** Transport service operated over an air carrier's certificated routes, based on published flight schedules, including extra sections.
- small air traffic hub.** A community enplaning from 0.05 to 0.24 percent of the total enplaned passengers in all services and all operations for all communities within the 50 States, the District of Columbia, and other U.S. areas designated by the Federal Aviation Administration. Also see "air traffic hubs".
- standard metropolitan statistical area.** A county that contains at least one city of 50,000 population, or twin cities with a combined population of at least 50,000, plus any contiguous counties that are metropolitan in character and have similar economic and social relationships.
- total cargo and mail.** The total number of enplaned revenue tons of freight, express, U.S. mail, and foreign mail.
- total departures performed in all services.** The total number of aircraft takeoffs made in scheduled and nonscheduled service.
- total departures performed in nonscheduled service.** The total number of aircraft takeoffs made in nonscheduled service.
- total departures performed in scheduled service.** The total number of aircraft takeoffs made in scheduled service including extra sections.
- total operations.** The total of all operations (domestic and international) performed by an air carrier.
- total U.S. mail.** The total number of enplaned revenue tons of priority and nonpriority U.S. mail.
- trunk carriers.** This group of carriers operates primarily within and between the 50 States of the United States over routes serving primarily the larger communities.
- turbofan aircraft.** Aircraft propelled by a turbojet engine whose thrust has been increased by the addition of a low-pressure compressor (fan). The turbofan engine can have an oversized low-pressure compressor at the front with part of the flow by-passing the rest of the engine (front-fan or forward-fan) or it can have a separate fan driven by a turbine stage (aft-fan).
- turbojet aircraft.** Aircraft propelled by jet engines incorporating a turbine-driven air compressor to take in and compress the air for the combustion of fuel, the gases of combustion (or the heated air) being used both to rotate the turbine and to create a thrust-producing jet.
- turboprop aircraft.** Aircraft in which the main propulsive force is supplied by a conventional propeller driven by a gas turbine. Additional propulsive force may be supplied from the discharged turbine exhaust gas.
- turboshift helicopter.** A helicopter powered by one or more gas turbine engines.
- type of operation.** Airport activity in domestic, international, or total (system) operations.
- type of service.** Airport activity in scheduled, nonscheduled, or all services.
- unknown aircraft type.** Single or two engine piston aircraft used by Wien Air Alaska, Inc. in its intra-Alaskan operation.

NOTE: The terms in this Glossary are defined as they pertain to this publication.

TABLE 1.
SUMMARY OF AIRCRAFT DEPARTURES, ENPLANED PASSENGERS, AND ENPLANED REVENUE TONS OF CARGO AND MAIL BY TYPE OF OPERATION, BY TYPE OF SERVICE, BY CARRIER GROUP, AND BY AIR CARRIER

12 MONTHS ENDED DECEMBER 31, 1980										
L i n e No.	Carrier Group Air Carrier Type of Operation Type of Service	Aircraft departures			Enplaned passengers	Enplaned revenue tons				
		Total performed	Scheduled	Scheduled completed		Freight	Express	U.S. Mail		Foreign mail
								Priority	Nonpriority	
		2	3	4	5	6	7	8	9	10
TRUNK CARRIERS-----										
2	AMERICAN									
3	DOMESTIC-----	SCHEDULED	312155	313370	311033	23011794	289880.79	6618.10	79050.27	45106.56
4		NONSCHEDULED	967			96041	10.01			
5		ALL SERVICES	313122	313370	311033	23107835	289890.80	6618.10	79050.27	45106.56
6	INTERNATIONAL-----	SCHEDULED	29498	28456	28147	2823559	62368.63		3415.96	2495.47
7		NONSCHEDULED	178			24625	12.97			
8		ALL SERVICES	29676	28456	28147	2848184	62381.60		3415.96	2495.47
9	TOTAL-----	SCHEDULED	341653	341826	339180	25835353	352249.42	6618.10	82466.23	47602.03
10		NONSCHEDULED	1145			120666	22.98			
11		ALL SERVICES	342798	341826	339180	25956019	352272.40	6618.10	82466.23	47602.03
12	BRANIFF									
13	DOMESTIC-----	SCHEDULED	17222	178574	176801	10410942	58166.13	878.31	50986.48	3.77
14		NONSCHEDULED	413			29449				
15		ALL SERVICES	177635	178574	176801	10440391	58166.13	878.31	50986.48	3.77
16	INTERNATIONAL-----	SCHEDULED	21072	21079	20821	1738419	25390.92		3883.60	319.50
17		NONSCHEDULED	163			10236				
18		ALL SERVICES	21235	21079	20821	1748655	25390.92		3883.60	319.50
19	TOTAL-----	SCHEDULED	198294	199653	197622	12149311	83557.05	878.31	54870.08	323.27
20		NONSCHEDULED	576			39685				
21		ALL SERVICES	198870	199653	197622	12189046	83557.05	878.31	54870.08	323.27
22	CONTINENTAL									
23	DOMESTIC-----	SCHEDULED	128866	130464	128413	8046839	109977.43	361.01	23257.19	2179.72
24		NONSCHEDULED	62			11730				
25		ALL SERVICES	128928	130464	128413	8058569	109977.43	361.01	23257.19	2179.72
26	INTERNATIONAL-----	SCHEDULED	6809	6889	6719	378326	8356.01		1439.21	.66
27		NONSCHEDULED								
28		ALL SERVICES	6809	6889	6719	378326	8356.01		1439.21	.66
29	TOTAL-----	SCHEDULED	135675	137353	135132	8425165	118333.44	361.01	24696.40	2180.38
30		NONSCHEDULED	62			11730				
31		ALL SERVICES	135737	137353	135132	8436895	118333.44	361.01	24696.40	2180.38
32	DELTA									
33	DOMESTIC-----	SCHEDULED	530330	532227	529358	37692311	228110.54	10078.37	168236.40	.11
34		NONSCHEDULED	236			12691				
35		ALL SERVICES	530566	532227	529358	37705002	228110.54	10078.37	168236.40	.11
36	INTERNATIONAL-----	SCHEDULED	5698	5709	5685	905330	12400.57	177.89	1367.97	243.71
37		NONSCHEDULED	11			708				
38		ALL SERVICES	5709	5709	5685	906038	12400.57	177.89	1367.97	243.71
39	TOTAL-----	SCHEDULED	536028	537936	535043	38597641	240511.11	10256.26	169604.37	243.82
40		NONSCHEDULED	247			13399				
41		ALL SERVICES	536275	537936	535043	38611040	240511.11	10256.26	169604.37	243.82
42	EASTERN									
43	DOMESTIC-----	SCHEDULED	514283	511198	503771	34917538	164804.62	11920.08	106547.59	9856.95
44		NONSCHEDULED	57			2446				
45		ALL SERVICES	514340	511198	503771	34920984	164804.62	11920.08	106547.59	9856.95
46	INTERNATIONAL-----	SCHEDULED	40621	40709	40189	4573524	59969.08	531.78	7766.16	1750.84
47		NONSCHEDULED	27			685				
48		ALL SERVICES	40648	40709	40189	4574209	59969.08	531.78	7766.16	1750.84
49	TOTAL-----	SCHEDULED	554904	551907	543960	39491062	224773.70	12451.86	114313.75	11607.79
50		NONSCHEDULED	84			4131				
51		ALL SERVICES	554988	551907	543960	39495193	224773.70	12451.86	114313.75	11607.79
52	NORTHWEST									
53	DOMESTIC-----	SCHEDULED	160356	163704	159852	9932558	146379.40	1230.20	42516.90	22249.39
54		NONSCHEDULED	144			19564				
55		ALL SERVICES	160500	163704	159852	9952122	146496.65	1230.20	42516.90	22249.39
56	INTERNATIONAL-----	SCHEDULED	11505	11913	11377	1568136	81714.57		10522.98	7585.90
57		NONSCHEDULED	30			49				
58		ALL SERVICES	11535	11913	11377	1568205	81964.74		10522.98	7585.90
59	TOTAL-----	SCHEDULED	171861	175617	171229	11500694	228093.97	1230.20	53039.88	29835.29
60		NONSCHEDULED	174			19633				
61		ALL SERVICES	172035	175617	171229	11520327	228461.39	1230.20	53039.88	29835.29
62	PAN AMERICAN									
63	DOMESTIC-----	SCHEDULED	98307	99497	97109	7051962	83495.76	302.40	19166.24	2583.74
64		NONSCHEDULED	228			35888				
65		ALL SERVICES	98535	99497	97109	7087850	83495.76	302.40	19166.24	2583.74
66	INTERNATIONAL-----	SCHEDULED	69559	69437	67416	8163929	26262.48	4.74	27551.71	9882.02
67		NONSCHEDULED	1465			17304				
68		ALL SERVICES	71028	69437	67416	8337033	270396.73	4.74	27551.71	9882.02
69	TOTAL-----	SCHEDULED	167866	168934	164525	15215911	346128.24	307.14	46717.95	12465.76
70		NONSCHEDULED	1697			208992				
71		ALL SERVICES	169563	168934	164525	15424903	353892.49	307.14	46717.95	12465.76
72	TWA									
73	DOMESTIC-----	SCHEDULED	237108	238026	235945	17724327	91080.07	987.58	58989.92	30261.63
74		NONSCHEDULED	35			2562				
75		ALL SERVICES	237143	238026	235945	17727889	91080.07	987.58	58989.92	30261.63
76	INTERNATIONAL-----	SCHEDULED	17693	17864	17543	2672253	35671.16		15870.52	2803.61
77		NONSCHEDULED	139			4637				
78		ALL SERVICES	17832	17864	17543	2676890	35671.16		15870.52	2803.61
79	TOTAL-----	SCHEDULED	254801	255890	253488	20396580	126751.23	987.58	74860.44	33065.24
80		NONSCHEDULED	174			8199				
81		ALL SERVICES	254975	255890	253488	20404779	126751.73	987.58	74860.44	33065.24
82	UNITED									
83	DOMESTIC-----	SCHEDULED	466092	470289	463375	32358284	343875.74	12017.05	132541.15	47346.60
84		NONSCHEDULED	6215			666027				
85		ALL SERVICES	472307	470289	463375	33024311	343912.55	12017.05	132541.15	47346.60

TABLE 1.
SUMMARY OF AIRCRAFT DEPARTURES, ENPLANED REVENUE PASSENGERS, AND ENPLANED REVENUE TONS OF CARGO AND MAIL BY TYPE OF OPERATION, BY TYPE OF SERVICE, BY CARRIER GROUP, AND BY AIR CARRIER

12 MONTHS ENDED DECEMBER 31, 1980

Line No.	Carrier Group Air Carrier Type of Operation Type of Service	Aircraft departures			Enplaned passengers	Enplaned revenue tons				
		Total performed	Scheduled	Scheduled completed		Freight	Express	U.S. Mail		Foreign mail
								Priority	Noopriority	
1	2	3	4	5	6	7	8	9	10	
1	MFSTERN									
2	DOMESTIC-----SCHEDULED	136353	137868	135151	9251245	79133.05	2396.97	24292.45	13662.63	
3	NON-SCHEDULED	109			17114					
4	ALL SERVICES	136462	137868	135151	9268359	79133.05	2396.97	24292.45	13662.63	
5	INTERNATIONAL-----SCHEDULED	5387	5330	5302	624372	8327.03	14.19	518.21		
6	TOTAL-----SCHEDULED	141740	143198	140453	9875617	87460.08	2411.16	24810.66	13662.63	
7	NON-SCHEDULED	109			17114					
8	ALL SERVICES	141849	143198	140453	9892731	87460.08	2411.16	24810.66	13662.63	
9	TOTAL-----SCHEDULED	2761072	2775217	2740808	190397820	1594903.53	46790.07	705584.59	173252.99	1066.21
10	NON-SCHEDULED	8466			895512	164.07				
11	ALL SERVICES	2769538	2775217	2740808	191293332	1595067.60	46790.07	705584.59	173252.99	1066.21
12	INTERNATIONAL-----SCHEDULED	207842	207386	203199	23447848	556830.45	728.60	72336.32	24838.00	14769.19
13	NON-SCHEDULED	2017			214064	8027.89				
14	ALL SERVICES	209859	207386	203199	23661912	564858.34	728.60	72336.32	24838.00	14769.19
15	TOTAL-----SCHEDULED	2968514	2982603	2944007	213845668	2151733.98	47518.67	777920.91	198090.99	15835.40
16	NON-SCHEDULED	10483			1109578	8191.96				
17	ALL SERVICES	2978997	2982603	2944007	214955244	2159925.94	47518.67	777920.91	198090.99	15835.40
18	LOCAL SERVICE CARRIERS-----									
19	FRONTIER									
20	DOMESTIC-----SCHEDULED	187945	192544	187466	6016873	23184.79	838.11	16523.63		
21	NON-SCHEDULED	8			417					
22	ALL SERVICES	187953	192544	187466	6017290	23184.79	838.11	16523.63		
23	HIGHWATER AIRWEST									
24	DOMESTIC-----SCHEDULED	99752	98613	93050	4176044	10524.80	465.37	6535.22	5.24	
25	NON-SCHEDULED	261			14706					
26	ALL SERVICES	100013	98613	93050	4190750	10524.80	465.37	6535.22	5.24	
27	IZARK									
28	DOMESTIC-----SCHEDULED	117266	128176	116935	3830644	11371.54	214.64	11291.50	19.89	
29	NON-SCHEDULED	2028			78202					
30	ALL SERVICES	119294	128176	116935	3908846	11371.54	214.64	11291.50	19.89	
31	PIEDMONT									
32	DOMESTIC-----SCHEDULED	168191	171359	167719	5707067	17181.58	341.40	11825.04		
33	NON-SCHEDULED	1038			21911					
34	ALL SERVICES	169229	171359	167719	5728978	17181.58	341.40	11825.04		
35	REPUBLIC									
36	DOMESTIC-----SCHEDULED	403960	410957	400506	11875436	45209.07	626.69	31107.36	4.68	
37	NON-SCHEDULED	519			24056					
38	ALL SERVICES	404479	410957	400506	11899492	45209.07	626.69	31107.36	4.68	
39	REPUBLIC WEST									
40	DOMESTIC-----SCHEDULED	52874	33468	29177	1307838	4181.94	233.67	3086.69	2.51	
41	NON-SCHEDULED	46			1564					
42	ALL SERVICES	32920	33468	29177	1309402	4181.94	233.67	3086.69	2.51	
43	TEXAS INT'L									
44	DOMESTIC-----SCHEDULED	95241	98040	94835	4345429	9709.18	136.28	6310.51		58.42
45	NON-SCHEDULED	1247			76590					
46	ALL SERVICES	96538	98040	94835	4422019	9709.18	136.28	6310.51		58.42
47	US AIR									
48	DOMESTIC-----SCHEDULED	283621	286871	282854	14212764	35863.88	1374.95	47719.01		
49	NON-SCHEDULED	954			51666					
50	ALL SERVICES	284575	286871	282854	14264430	35863.88	1374.95	47719.01		
51	TOTAL-----LOCAL SERVICE CARRIERS	1388794	1420028	1372542	51472095	157226.78	4231.11	134398.96	32.32	58.42
52	DOMESTIC-----SCHEDULED	6151			269112					
53	NON-SCHEDULED	1394945	1420028	1372542	51741207	157226.78	4231.11	134398.96	32.32	58.42
54	ALL SERVICES									
55	INTRA-ALASKA CARRIERS-----									
56	ALASKA AIRLINES									
57	DOMESTIC-----SCHEDULED	23887	24385	23731	1070319	12924.51		5877.82	1377.29	
58	NON-SCHEDULED	133			7073	67.87				
59	ALL SERVICES	24020	24385	23731	1077392	12992.38		5877.82	1377.29	
60	ALASKA INTERNATIONAL									
61	DOMESTIC-----SCHEDULED	835	868	816	1918	1206.74		342.21	305.95	
62	NON-SCHEDULED				1918	2.91				
63	ALL SERVICES	835	868	816	1918	1209.65		342.21	305.95	
64	NOVIAR AIRWAYS									
65	DOMESTIC-----SCHEDULED	13843	15967	10317	15373	339.83		642.60	231.73	
66	NON-SCHEDULED	1929			2933	35.46	36.91	3.49		
67	ALL SERVICES	15772	15967	10317	18306	375.29	36.91	646.09	231.73	
68	MINZ NORTHERN									
69	DOMESTIC-----SCHEDULED	1102	1132	973	1577	31.15		60.26		
70	HEFF									
71	DOMESTIC-----SCHEDULED	4116	3815	3744	80403	2059.42		3303.21		
72	NON-SCHEDULED	91			1734	100.64		2.64		
73	ALL SERVICES	4207	3815	3744	82137	2160.06		3305.85		
74	WESTERN AIR ALASKA									
75	DOMESTIC-----SCHEDULED	82841	64029	54354	765261	31032.13		21668.20	8343.07	
76	NON-SCHEDULED	134			4181	601.99				
77	ALL SERVICES	82975	64029	54354	769444	31634.12		21668.20	8343.07	
78	TOTAL-----INTRA-ALASKA CARRIERS	126624	110196	93935	1932933	47593.78		31844.30	10258.04	
79	DOMESTIC-----SCHEDULED	2287			17841	808.87	36.91	6.13		
80	NON-SCHEDULED	128911	110196	93935	1950774	48402.65	36.91	31900.43	10258.04	
81	ALL SERVICES									
82	INTRA-HAWAII CARRIERS-----									
83	MOANA									
84	DOMESTIC-----SCHEDULED	37397	35312	31221	2689305	4878.52		2576.15	1051.40	
85	NON-SCHEDULED	5			328					
86	ALL SERVICES	37402	35312	31221	2689633	4878.52		2576.15	1051.40	

TABLE 1.
SUMMARY OF AIRCRAFT DEPARTURES, ENPLANED REVENUE PASSENGERS, AND ENPLANED REVENUE TONS OF CARGO AND MAIL BY TYPE OF OPERATION, BY TYPE OF SERVICE, BY CARRIER GROUP, AND BY AIR CARRIER

12 MONTHS ENDED DECEMBER 31, 1980

Line No.	Carrier Group Air Carrier Type of Operation Type of Service	Aircraft departures			Enplaned passengers	Enplaned revenue tons				
		Total performed	Scheduled	Scheduled completed		Freight	Express	US Mail		Foreign mail
								Priority	Nonpriority	
1	2	3	4	5	6	7	8	9	10	
1	HAWAIIAN DOMESTIC-----SCHEDULED	40431	42367	36494	3291913	13289.64		2500.09	660.16	
3	TOTAL, INTRA-HAWAII CARRIERS DOMESTIC-----SCHEDULED	77828	77679	67715	5981218	18168.16		5076.24	1711.56	
4	DOMESTIC-----SCHEDULED	5			328					
5	NONSCHEDULED	77833	77679	67715	5981546	18168.16		5076.24	1711.56	
6	ALL SERVICES									
7	OTHER CARRIERS-----SCHEDULED									
8										
9										
10	AFRAMECH, INC. DOMESTIC-----SCHEDULED	7727	7886	7656	50967	119275.00	667.00	25855.00		
11										
12										
13	AIR CALIFORNIA DOMESTIC-----SCHEDULED	46823	48147	45900	2979751	2253.33	63.26			
14	DOMESTIC-----SCHEDULED	220			20990					
15	NONSCHEDULED	47043	48147	45900	3000741	2253.33	63.26			
16	ALL SERVICES									
17										
18	AIR FLORIDA DOMESTIC-----SCHEDULED	36315	36440	35691	1483155	48466.70	5985.30	274549.50		
19	DOMESTIC-----SCHEDULED	2185			140447					
20	NONSCHEDULED	36500	36440	35691	1623602	48466.70	5985.30	274549.50		
21	ALL SERVICES									
22										
23										
24	AIR NORTH, INC. DOMESTIC-----SCHEDULED	20585	21866	20585	103313	140.43		2.70		
25										
26										
27	AIR WISCONSIN DOMESTIC-----SCHEDULED	54294	56588	54244	667457	682.59		59.67		
28										
29	ALTAIR DOMESTIC-----SCHEDULED	20420	30902	20408	186918	42.10				
30	DOMESTIC-----SCHEDULED									
31										
32	APOLLO DOMESTIC-----SCHEDULED	17129	17460	16498	123255					
33	DOMESTIC-----SCHEDULED									
34										
35	ARPFN DOMESTIC-----SCHEDULED	14043	15356	13871	315572	267.02				
36	DOMESTIC-----SCHEDULED	220			22404	15501.07				
37	NONSCHEDULED	15027	15356	13871	338036	15768.09				
38	ALL SERVICES									
39										
40	BIG SKY DOMESTIC-----SCHEDULED	13694	14911	13694	41989	160.61				
41	DOMESTIC-----SCHEDULED									
42										
43	CASLADFAIRWAYS DOMESTIC-----SCHEDULED	27281	29659	27281	144608	235.42		116.57		
44	DOMESTIC-----SCHEDULED	37			255					
45	NONSCHEDULED	27418	29659	27281	144863	235.42		116.57		
46	ALL SERVICES									
47										
48	COLEMAN AIR TRANSP DOMESTIC-----SCHEDULED	406	412	406	2667	190.31				
49	DOMESTIC-----SCHEDULED	68			136	44.35				
50	NONSCHEDULED	474	412	406	2803	234.66				
51	ALL SERVICES									
52										
53										
54	EMPIRE AIRLINES DOMESTIC-----SCHEDULED	9959	10185	9687	66373	13.00				
55	DOMESTIC-----SCHEDULED	9			18					
56	NONSCHEDULED	9968	10185	9687	66391	13.00				
57	ALL SERVICES									
58										
59	GOLDEN GATE DOMESTIC-----SCHEDULED	19034	20548	19034	215520					
60	DOMESTIC-----SCHEDULED									
61										
62	GARDEN WEST DOMESTIC-----SCHEDULED	61201	65186	60476	676019	259.41		42.80		
63	DOMESTIC-----SCHEDULED	28			326					
64	NONSCHEDULED	61229	65186	60476	676345	259.41		42.80		
65	ALL SERVICES									
66										
67	IMPERIAL DOMESTIC-----SCHEDULED	9188	10882	8462	41995	18.00				
68	DOMESTIC-----SCHEDULED	3			7					
69	NONSCHEDULED	5191	10882	8462	42002	18.00				
70	ALL SERVICES									
71										
72	MID-SOUTH AVIATION DOMESTIC-----SCHEDULED	3097	3014	2938	14486					
73	DOMESTIC-----SCHEDULED									
74										
75	MIDWAY AIRLINES, INC. DOMESTIC-----SCHEDULED	5555	5645	5555	234796					
76	DOMESTIC-----SCHEDULED									
77										
78	MISSISSIPPI VALLEY DOMESTIC-----SCHEDULED	24050	24050	24041	218158	123.80			25.20	
79	DOMESTIC-----SCHEDULED									
80										
81	NEW HAVEN AIRWAYS DOMESTIC-----SCHEDULED	7334	7704	7314	30153	6.09				
82	DOMESTIC-----SCHEDULED	2157			8126	3.21				
83	NONSCHEDULED	9491	7704	7314	38279	9.30				
84	ALL SERVICES									
85										
86	NEW YORK AIR, INC. DOMESTIC-----SCHEDULED	216	244	216	12658					
87	DOMESTIC-----SCHEDULED									
88										
89	PACIFIC SOUTHWEST DOMESTIC-----SCHEDULED	70066	72237	69772	6006018	12320.76		6196.70		
90	DOMESTIC-----SCHEDULED	225			23745					
91	NONSCHEDULED	70289	72237	69772	6029763	12320.76		6196.70		
92	ALL SERVICES									
93										
94	SOUTHWEST DOMESTIC-----SCHEDULED	91123	92339	91072	6837192					
95	DOMESTIC-----SCHEDULED	25			2491					
96	NONSCHEDULED	91148	92339	91072	6839683					
97	ALL SERVICES									
98										
99	SWIFT DOMESTIC-----SCHEDULED	17394	18217	17100	206239	146.19				
100	DOMESTIC-----SCHEDULED	3			47					
101	NONSCHEDULED	17397	18217	17100	206286	146.19				
102	ALL SERVICES									
103										
104	WRIGHT DOMESTIC-----SCHEDULED	5897	6031	5897	106564					
105	DOMESTIC-----SCHEDULED	24			812					
106	NONSCHEDULED	5921	6031	5897	107376					
107	ALL SERVICES									
108										
109	TOTAL, OTHER CARRIERS DOMESTIC-----SCHEDULED	582791	615909	577798	20765823	184600.76	6715.56	306822.94	25.20	
110	DOMESTIC-----SCHEDULED	5984			21984	15948.61				
111	NONSCHEDULED	586757	615909	577798	2098567	200149.39	6715.56	306822.94	25.20	
112	ALL SERVICES									

TABLE 1.
SUMMARY OF AIRCRAFT DEPARTURES, ENPLANED REVENUE PASSENGERS, AND ENPLANED REVENUE TONS OF CARGO AND MAIL BY TYPE OF OPERATION, BY TYPE OF SERVICE, BY CARRIER GROUP, AND BY AIR CARRIER

12 MONTHS ENDED DECEMBER 31, 1980

Line No	Carrier Group Air Carrier Type of Operation Type of Service	Aircraft departures			Enplaned passengers	Enplaned revenue tons				
		Total performed	Scheduled	Scheduled completed		Freight	Express	US Mail		Foreign mail
								Priority	Nonpriority	
1	2	3	4	5	6	7	8	9	10	
REGIONAL CARRIERS-----										
1	AIR MIDWEST									
2	DOMESTIC-----SCHEDULED	47640	52959	47202	221469	756.93	19.25	104.86		
3	NONSCHEDULED	3			13					
4	ALL SERVICES	47643	52959	47202	221482	756.93	19.25	104.86		
5										
6	AIR NEW ENGLAND									
7	DOMESTIC-----SCHEDULED	41787	43113	41139	433077	360.87		579.46		
8	NONSCHEDULED	212			2322					
9	ALL SERVICES	41999	43113	41139	435399	360.87		579.46		
10										
11	GOCHISE									
12	DOMESTIC-----SCHEDULED	21329	24469	19488	104462	171.89				
13	NONSCHEDULED	1			2847					
14	ALL SERVICES	21330	24469	19488	107309	171.89				
15										
16	SKYWEST									
17	DOMESTIC-----SCHEDULED	16514	16967	16347	69692	170.90		5.80		
18										
19	TOTAL REGIONAL CARRIERS									
20	DOMESTIC-----SCHEDULED	127270	137508	124176	828700	1460.59	19.25	690.12		
21	NONSCHEDULED	216			5182					
22	ALL SERVICES	127486	137508	124176	833882	1460.59	19.25	690.12		
23										
24	ALL-CARGO CARRIERS-----									
25	AIRLIFT									
26	DOMESTIC-----SCHEDULED	1447	1436	1258		18549.42		2.73		
27	NONSCHEDULED	60				1830.21				
28	ALL SERVICES	1507	1436	1258		20379.63		2.73		
29										
30	INTERNATIONAL-----SCHEDULED	1633	1862	1361		29968.86		90.14		
31	NONSCHEDULED	139			235	2595.47				
32	ALL SERVICES	1772	1862	1361	235	32564.33		90.14		
33										
34	TOTAL-----SCHEDULED	3080	3298	2619		48518.28		92.87		
35	NONSCHEDULED	199			235	4425.68				
36	ALL SERVICES	3279	3298	2619	235	52943.96		92.87		
37										
38	FLYING TIGER									
39	DOMESTIC-----SCHEDULED	18333	18326	16893		514353.11	4069.33	13490.17	3275.83	
40	NONSCHEDULED	51				1532.42				
41	ALL SERVICES	18384	18326	16893		515885.53	4069.33	13490.17	3275.83	
42										
43	INTERNATIONAL-----SCHEDULED	3732	3824	3025		170022.21	2.78	4446.14	6983.00	
44	NONSCHEDULED	137			2967	6973.05				
45	ALL SERVICES	3869	3824	3025	2967	176995.26	2.78	4446.14	6983.00	
46										
47	TOTAL-----SCHEDULED	22065	22150	19918		684375.32	4072.11	17936.31	10258.83	
48	NONSCHEDULED	188			2967	8505.47				
49	ALL SERVICES	22253	22150	19918	2967	692880.79	4072.11	17936.31	10258.83	
50										
51	SEABOARD									
52	DOMESTIC-----SCHEDULED	1730	1730	1730		33012.71	9410.16	.72		
53										
54	INTERNATIONAL-----SCHEDULED	2466	3067	2456		64206.10		4418.98	6663.07	
55	NONSCHEDULED	131				5152.73				
56	ALL SERVICES	2597	3067	2456		69358.83		4418.98	6663.07	
57										
58	TOTAL-----SCHEDULED	4190	4797	4186		97218.81	9410.16	4419.70	6663.07	
59	NONSCHEDULED	131				5152.73				
60	ALL SERVICES	4321	4797	4186		102371.54	9410.16	4419.70	6663.07	
61										
62	TOTAL ALL-CARGO CARRIERS									
63	DOMESTIC-----SCHEDULED	21510	21492	19881		565915.24	13479.49	13493.62	3275.83	
64	NONSCHEDULED	111				3362.63				
65	ALL SERVICES	21621	21492	19881		569277.87	13479.49	13493.62	3275.83	
66										
67	INTERNATIONAL-----SCHEDULED	7825	8753	6842		264197.17	2.78	8955.26	13646.07	
68	NONSCHEDULED	407			3202	14721.25				
69	ALL SERVICES	8232	8753	6842	3202	278918.42	2.78	8955.26	13646.07	
70										
71	TOTAL-----SCHEDULED	79335	30245	26723		830112.41	13482.27	22448.88	16921.90	
72	NONSCHEDULED	518			3202	18083.88				
73	ALL SERVICES	29853	30245	26723	3202	848196.29	13482.27	22448.88	16921.90	
74										
75	TRANSAMERICA									
76	INTERNATIONAL-----SCHEDULED	384	441	332	65282	183.42		90.00	24.00	
77	ALL SERVICES									
78										
79	INTERNATIONAL-----SCHEDULED	384	441	332	65282	183.42		90.00	24.00	
80	ALL SERVICES									
81										
82	AIR FLORIDA									
83	INTERNATIONAL-----SCHEDULED	4332	4437	4161	229805	473951.00	94.00	60808.00		
84	NONSCHEDULED	1000			114281					
85	ALL SERVICES	5332	4437	4161	344086	473951.00	94.00	60808.00		
86										
87	INTERNATIONAL-----SCHEDULED	4332	4437	4161	229805	473951.00	94.00	60808.00		
88	NONSCHEDULED	1000			114281					
89	ALL SERVICES	5332	4437	4161	344086	473951.00	94.00	60808.00		
90										
91	OVER-ALL TOTAL, ALL CARRIERS									
92	DOMESTIC-----SCHEDULED	5065885	5158029	4996855	271378589	2569888.84	71235.48	1197960.77	188555.94	1124.63
93	NONSCHEDULED	23202			1407839	19884.20	36.91	6.13		
94	ALL SERVICES	5109087	5158029	4996855	272786428	2589753.04	71272.39	1197966.90	188555.94	1124.63
95										
96	INTERNATIONAL-----SCHEDULED	220383	221017	214534	23742935	1295162.04	825.38	142189.58	38508.07	14769.19
97	NONSCHEDULED	3624			331547	22749.14				
98	ALL SERVICES	223807	221017	214534	24074482	1317911.18	825.38	142189.58	38508.07	14769.19
99										
100										
101										
102										
103										
104										
105										
106										
107										
108										
109										
110										
111										
112										

TABLE 1.
SUMMARY OF AIRCRAFT DEPARTURES, ENPLANED REVENUE PASSENGERS, AND ENPLANED REVENUE TONS OF CARGO AND MAIL BY TYPE OF OPERATION, BY TYPE OF SERVICE, BY CARRIER GROUP, AND BY AIR CARRIER

12 MONTHS ENDED DECEMBER 31, 1980

Line No.	Carrier Group Air Carrier Type of Operation Type of Service	Aircraft departures			Enplaned passengers	Enplaned revenue tons				
		Total performed	Scheduled	Scheduled completed		Freight	Express	U.S. Mail		Foreign mail
								Priority	Nonpriority	
No.	1	2	3	4	5	6	7	8	9	10
1	TOTAL-----SCHEDULED	5306272	5379046	5211389	295121524	3865030.88	72060.86	1340150.35	227064.01	15893.82
2	NON SCHEDULED	26626			1739386	42633.34	36.91	6.13		
3	ALL SERVICES	5332898	5379046	5211389	296860910	3907664.22	72097.77	1340156.48	227064.01	15893.82
4										
5										
6										
7										
8										
9										
10										
11										
12										
13										
14										
15										
16										
17										
18										
19										
20										
21										
22										
23										
24										
25										
26										
27										
28										
29										
30										
31										
32										
33										
34										
35										
36										
37										
38										
39										
40										
41										
42										
43										
44										
45										
46										
47										
48										
49										
50										
51										
52										
53										
54										
55										
56										
57										
58										
59										
60										
61										
62										
63										
64										
65										
66										
67										
68										
69										
70										
71										
72										
73										
74										
75										
76										
77										
78										
79										
80										
81										
82										
83										
84										
85										
86										
87										
88										
89										
90										
91										
92										
93										
94										
95										
96										
97										
98										
99										
100										
101										
102										
103										
104										
105										
106										
107										
108										
109										
110										
111										
112										

TABLE 2.
SUMMARY OF AIRCRAFT DEPARTURES, ENPLANED REVENUE PASSENGERS, AND ENPLANED REVENUE TONS OF CARGO AND MAIL BY TYPE OF OPERATION, BY TYPE OF SERVICE, AND BY STATE AND COUNTRY

12 MONTHS ENDED DECEMBER 31, 1980

Line No.	State or Country Type of Operation Type of Service	Aircraft departures			Enplaned passengers	Enplaned revenue tons				
		Total performed	Scheduled	Scheduled completed		Freight	Express	US Mail		Foreign mail
								Priority	Nonpriority	
1	2	3	4	5	6	7	8	9	10	
1	40 U. S. STATES-----									
2	ALABAMA-----									
3	DOMESTIC-----SCHEDULED	49626	50204	49228	1622092	4282.24	221.74	4057.23	25.67	
4	NONSCHEDULED	54			2917					
5	ALL SERVICES	49680	50204	49228	1625009	4282.24	221.74	4057.23	25.67	
6	ALASKA-----									
7	DOMESTIC-----SCHEDULED	122036	105459	89334	1817741	108742.75	800.63	30431.20	12395.79	
8	NONSCHEDULED	2155			10464	801.98	36.91	6.13		
9	ALL SERVICES	124195	105459	89334	1828205	109544.73	837.54	30437.33	12395.79	
10	INTERNATIONAL---SCHEDULED	846	784	745	13383	39937.79		2352.57	1094.87	22.25
11	NONSCHEDULED	49			966	1895.58				
12	ALL SERVICES	895	784	745	14349	41833.37		2352.57	1094.87	22.25
13	TOTAL-----SCHEDULED	122882	106243	90079	1831124	148680.54	800.63	32783.77	13490.66	22.25
14	NONSCHEDULED	2208			11430	2697.56	36.91	6.13		
15	ALL SERVICES	125090	106243	91079	1842554	151378.10	837.54	32789.90	13490.66	22.25
16	ARIZONA-----									
17	DOMESTIC-----SCHEDULED	99464	102658	95909	4321631	16947.76	562.72	8490.93	2197.69	
18	NONSCHEDULED	61			3361					
19	ALL SERVICES	99525	102658	95909	4324992	16947.76	562.72	8490.93	2197.69	
20	ARKANSAS-----									
21	DOMESTIC-----SCHEDULED	21579	22045	21156	769184	2199.94	93.57	2130.48	22.49	
22	NONSCHEDULED	10			626					
23	ALL SERVICES	21589	22045	21156	769810	2199.94	93.57	2130.48	22.49	
24	CALIFORNIA-----									
25	DOMESTIC-----SCHEDULED	535470	550407	526440	33167575	495964.56	14858.07	98652.68	30714.87	23.11
26	NONSCHEDULED	2344			98866	16044.05				
27	ALL SERVICES	537814	550407	526440	33266441	512008.61	14858.07	98652.68	30714.87	23.11
28	INTERNATIONAL---SCHEDULED	5780	5799	5711	490034	17223.91	14.19	3465.55	590.86	48.46
29	NONSCHEDULED	17			497	391.51				
30	ALL SERVICES	5797	5799	5711	890731	17615.42	14.19	3465.55	590.86	48.46
31	TOTAL-----SCHEDULED	541250	556206	532151	34057609	513188.47	14872.26	102118.23	31305.73	71.57
32	NONSCHEDULED	2361			97543	16435.56				
33	ALL SERVICES	543611	556206	532151	34155152	529624.03	14872.26	102118.23	31305.73	71.57
34	COLORADO-----									
35	DOMESTIC-----SCHEDULED	181526	184797	180543	10264907	55266.06	1128.16	28827.59	3183.33	
36	NONSCHEDULED	435			14348					
37	ALL SERVICES	181961	184797	180543	10279255	55266.06	1128.16	28827.59	3183.33	
38	CONNECTICUT-----									
39	DOMESTIC-----SCHEDULED	28973	29289	28837	1404318	11427.02	320.36	6896.94	1277.66	.01
40	NONSCHEDULED	910			14072	2.60				
41	ALL SERVICES	29883	29289	28837	1418390	11429.62	320.36	6896.94	1277.66	.01
42	DELAWARE-----									
43	DOMESTIC-----SCHEDULED	765	1099	765	2231	.40				
44	DIST. OF COL.-----									
45	DOMESTIC-----SCHEDULED	117975	116969	115045	7598516	32697.01	656.38	44251.04	19731.22	.54
46	NONSCHEDULED	358			9746	.23				
47	ALL SERVICES	118333	116969	115045	7608262	32697.24	656.38	44251.04	19731.22	.54
48	INTERNATIONAL---SCHEDULED	851	842	831	144992	1939.01		2548.15	44.29	
49	NONSCHEDULED	35			2799					
50	ALL SERVICES	886	842	831	147791	1939.01		2548.15	44.29	
51	TOTAL-----SCHEDULED	118826	117811	115876	7743508	34636.02	656.38	46799.19	19775.51	.54
52	NONSCHEDULED	393			12545	.23				
53	ALL SERVICES	119219	117811	115876	7756053	34636.25	656.38	46799.19	19775.51	.54
54	FLORIDA-----									
55	DOMESTIC-----SCHEDULED	345398	348615	343157	20279433	128348.31	7576.96	243113.70	3391.31	53.70
56	NONSCHEDULED	2122			127707					
57	ALL SERVICES	347520	348615	343157	20407140	128348.31	7576.96	243113.70	3391.31	53.70
58	INTERNATIONAL---SCHEDULED	18907	18977	18459	2122330	556718.27	300.54	69039.15	858.52	161.47
59	NONSCHEDULED	795			87208	1654.04				
60	ALL SERVICES	19702	18977	18459	2209538	558372.31	300.54	69039.15	858.52	161.47
61	TOTAL-----SCHEDULED	364305	367592	361616	22401763	685066.98	7877.50	312152.85	4249.83	215.17
62	NONSCHEDULED	2917			214915	1654.04				
63	ALL SERVICES	367222	367592	361616	22616678	686720.62	7877.50	312152.85	4249.83	215.17
64	GEORGIA-----									
65	DOMESTIC-----SCHEDULED	280758	282802	279659	20389325	144933.04	8991.74	93718.49	111.71	.47
66	NONSCHEDULED	268			7952	105.02				
67	ALL SERVICES	281026	282802	279659	20397277	145038.06	8991.74	93718.49	111.71	.47
68	INTERNATIONAL---SCHEDULED	2781	2798	2754	416775	7329.83	151.56	2116.98	14.28	
69	NONSCHEDULED	6			3					
70	ALL SERVICES	2787	2798	2754	416778	7329.83	151.56	2116.98	14.28	
71	TOTAL-----SCHEDULED	283539	285600	282413	20806100	152262.87	9143.30	95835.47	125.99	.47
72	NONSCHEDULED	274			7955	105.02				
73	ALL SERVICES	283813	285600	282413	20814055	152367.89	9143.30	95835.47	125.99	.47
74	HAWAII-----									
75	DOMESTIC-----SCHEDULED	89359	89207	79578	8443791	82171.59	272.09	10393.79	5789.94	732.78
76	NONSCHEDULED	262			41001	32.15				
77	ALL SERVICES	89621	89207	79578	8484792	82203.74	272.09	10393.79	5789.94	732.78
78	INTERNATIONAL---SCHEDULED	2842	2916	2819	530298	14030.90		7223.40	606.83	6.34
79	TOTAL-----SCHEDULED	92201	92123	82397	8976089	96202.49	272.09	17617.39	6396.77	739.12
80	NONSCHEDULED	262			41001	32.15				
81	ALL SERVICES	92463	92123	82397	9015090	96234.64	272.09	17617.39	6396.77	739.12
82	IDAH0-----									
83	DOMESTIC-----SCHEDULED	23358	23546	22689	650267	1300.72	99.78	1606.60	7.06	
84	NONSCHEDULED	26			905					
85	ALL SERVICES	23384	23546	22689	651172	1300.72	99.78	1606.60	7.06	

TABLE 2
SUMMARY OF AIRCRAFT DEPARTURES, ENPLANED REVENUE PASSENGERS, AND ENPLANED REVENUE TONS OF CARGO AND MAIL BY TYPE OF OPERATION, BY TYPE OF SERVICE, AND BY STATE AND COUNTRY
 12 MONTHS ENDED DECEMBER 31, 1980

Line No	State or Country Type of Operation Type of Service	Aircraft departures			Enplaned passengers	Enplaned revenue tons				
		Total performed	Scheduled	Scheduled completed		Freight	Express	U.S. Mail		Foreign mail
								Priority	Nonpriority	
No		2	3	4	5	6	7	8	9	10
1	ILLINOIS.....									
4	ILLINOIS.....									
5	DOMESTIC-----SCHEDULED	314538	321276	313256	19718693	343673.34	11499.01	75407.69	27089.84	3.16
6	NONSCHEDULED	1451			134765	542.97				
7	ALL SERVICES	315989	321276	313256	19853458	344216.31	11499.01	75407.69	27089.84	3.16
8	INTERNATIONAL---SCHEDULED	1965	1971	1944	263563	20061.13	6.08	1501.72	57.41	
9	NONSCHEDULED	67			9760					
10	ALL SERVICES	2032	1971	1944	273323	20061.13	6.08	1501.72	57.41	
12	TOTAL-----SCHEDULED	316503	323247	315200	19982256	363734.47	11505.09	76909.41	27147.25	3.16
13	NONSCHEDULED	1518			144525	542.97				
14	ALL SERVICES	318021	323247	315200	20126781	364277.44	11505.09	76909.41	27147.25	3.16
17	INDIANA.....									
18	DOMESTIC-----SCHEDULED	58788	59916	58488	2131069	9158.76	468.18	8867.61	1025.11	
19	NONSCHEDULED	61			3307					
20	ALL SERVICES	58849	59916	58488	2134376	9158.76	468.18	8867.61	1025.11	
22	IOWA.....									
23	DOMESTIC-----SCHEDULED	43313	45212	43062	1037309	3004.18	146.01	5934.02	30.35	
24	NONSCHEDULED	349			18231					
25	ALL SERVICES	43662	45212	43062	1055540	3004.18	146.01	5934.02	30.35	
27	KANSAS.....									
28	DOMESTIC-----SCHEDULED	36425	39436	36259	703059	3494.87	37.47	2984.27	9.08	
29	NONSCHEDULED	1								
30	ALL SERVICES	36426	39436	36259	703059	3494.87	37.47	2984.27	9.08	
32	KENTUCKY.....									
33	DOMESTIC-----SCHEDULED	32790	33182	32671	1317984	5596.92	235.09	6731.89	1.56	
34	NONSCHEDULED	55			2835					
35	ALL SERVICES	32845	33182	32691	1320819	5596.92	235.09	6731.89	1.56	
37	LOUISIANA.....									
38	DOMESTIC-----SCHEDULED	76806	77721	76483	3978167	11906.24	199.93	7985.44	46.62	
39	NONSCHEDULED	160			8773					
40	ALL SERVICES	76966	77721	76483	3986940	11906.24	199.93	7985.44	46.62	
41	INTERNATIONAL---SCHEDULED	1191	1193	1186	110820	1458.34	52.73	176.90		
44	TOTAL-----SCHEDULED	77997	78914	77669	4088987	13364.58	252.66	8162.34	46.62	
45	NONSCHEDULED	160			8773					
46	ALL SERVICES	78157	78914	77669	4097760	13364.58	252.66	8162.34	46.62	
47	MAINE.....									
48	DOMESTIC-----SCHEDULED	13739	14120	13700	420539	2065.04	20.64	415.96		
49	NONSCHEDULED	5			83					
50	ALL SERVICES	13744	14120	13700	420622	2065.04	20.64	415.96		
51	INTERNATIONAL---SCHEDULED	77	32	32	6	4.00				
52	NONSCHEDULED	11								
53	ALL SERVICES	43	32	32	6	4.00				
54	TOTAL-----SCHEDULED	13771	14152	13732	420545	2069.04	20.64	415.96		
55	NONSCHEDULED	16			83					
56	ALL SERVICES	13787	14152	13732	420628	2069.04	20.64	415.96		
60	MARYLAND.....									
61	DOMESTIC-----SCHEDULED	34224	35581	34045	1561299	11149.94	407.35	7265.79	2270.49	
62	NONSCHEDULED	419			16092	.01				
63	ALL SERVICES	34643	35581	34045	1577391	11149.95	407.35	7265.79	2270.49	
64	INTERNATIONAL---SCHEDULED	766	759	759	75103	614.69	2.78	113.98	.39	
66	TOTAL-----SCHEDULED	34990	36340	34804	1636402	11764.63	410.13	7379.77	2270.88	
67	NONSCHEDULED	419			16092	.01				
68	ALL SERVICES	35409	36340	34804	1652494	11764.64	410.13	7379.77	2270.88	
71	MASSACHUSETTS.....									
72	DOMESTIC-----SCHEDULED	100935	102644	98899	6402298	71892.01	1383.16	21009.32	6724.89	3.57
73	NONSCHEDULED	579			43703	5.66				
74	ALL SERVICES	101514	102644	98899	6446001	71897.67	1383.16	21009.32	6724.89	3.57
76	INTERNATIONAL---SCHEDULED	2720	2717	2663	503859	18950.09	18.69	2358.90	268.55	
77	NONSCHEDULED	33			107	1180.08				
78	ALL SERVICES	2753	2717	2663	503966	20130.17	18.69	2358.90	268.55	
79	TOTAL-----SCHEDULED	103655	103361	101562	6906157	90842.10	1401.85	23368.22	6993.44	3.57
80	NONSCHEDULED	617			43810	1185.74				
81	ALL SERVICES	104267	103361	101562	6949967	92027.84	1401.85	23368.22	6993.44	3.57
84	MICHIGAN.....									
85	DOMESTIC-----SCHEDULED	148519	150859	147461	6368089	44896.63	797.00	23451.25	4046.77	
86	NONSCHEDULED	574			61413	20.70				
87	ALL SERVICES	149093	150859	147461	6429502	44917.33	797.00	23451.25	4046.77	
91	MINNESOTA.....									
92	DOMESTIC-----SCHEDULED	100592	102444	100028	4680266	41232.98	588.74	20731.89	3099.54	54.62
93	NONSCHEDULED	204			40742					
94	ALL SERVICES	101096	102444	100028	4720508	41232.98	588.74	20731.89	3099.54	54.62
95	INTERNATIONAL---SCHEDULED	169	172	169	28662	1098.35		26.46	.02	
96	NONSCHEDULED	6			69					
97	ALL SERVICES	175	172	169	28731	1098.35		26.46	.02	
98	TOTAL-----SCHEDULED	100761	102616	100197	4708928	42331.33	588.74	20758.35	3099.56	54.62
99	NONSCHEDULED	510			46211					
100	ALL SERVICES	101271	102616	100197	4749239	42331.33	588.74	20758.35	3099.56	54.62
102	MISSISSIPPI.....									
103	DOMESTIC-----SCHEDULED	23409	24046	23281	586094	2286.31	11.32	1558.88		
104	NONSCHEDULED	4			180					
105	ALL SERVICES	23413	24046	23281	586274	2286.31	11.32	1558.88		
107	MISSOURI.....									
108	DOMESTIC-----SCHEDULED	112847	117797	117164	8175869	31336.47	638.84	37094.24	2962.61	
109	NONSCHEDULED	785			23664					
110	ALL SERVICES	173632	117090	117164	8199533	31336.47	638.84	37094.24	2962.61	

TABLE 2.
SUMMARY OF AIRCRAFT DEPARTURES, ENPLANED REVENUE PASSENGERS, AND ENPLANED REVENUE TONS OF CARGO AND MAIL BY TYPE OF OPERATION, BY TYPE OF SERVICE, AND BY STATE AND COUNTRY

12 MONTHS ENDED DECEMBER 31, 1980

Line No.	State or Country Type of Operation Type of Service	Aircraft departures			Enplaned passengers	Enplaned revenue tons				
		Total performed	Scheduled	Scheduled completed		Freight	Express	U.S. Mail		Foreign mail
								Priority	Nonpriority	
1	2	3	4	5	6	7	8	9	10	
1	SOUTH CAROLINA.....									
2	INTERNATIONAL---SCHEDULED	2			248	.05				
3	TOTAL.....	27017	27193	26786	1288105	3059.62	471.63	3772.48	12.39	
4	NON-SCHEDULED	17			439					
5	ALL SERVICES	27034	27193	26786	1288544	3059.62	471.63	3772.48	12.39	
6	SOUTH CAROLINA.....									
7	DOMESTIC---SCHEDULED	29831	30524	29624	470292	1421.43	28.18	1351.66	4.48	
8	NON-SCHEDULED	21			631					
9	ALL SERVICES	29852	30524	29624	470923	1421.43	28.18	1351.66	4.48	
10	TENNESSEE.....									
11	DOMESTIC---SCHEDULED	103049	139359	107628	4168557	20598.09	808.94	18044.11	536.88	
12	NON-SCHEDULED	164			5915					
13	ALL SERVICES	103213	139359	107628	4174472	20598.09	808.94	18044.11	536.88	
14	TEXAS.....									
15	DOMESTIC---SCHEDULED	77291	403332	395959	24627405	139869.43	2530.32	67881.87	4309.45	58.56
16	NON-SCHEDULED	1075			50988	22.47				
17	ALL SERVICES	35938	403332	395959	24678393	139891.90	2530.32	67881.87	4309.45	58.56
18	INTERNATIONAL---SCHEDULED	5654	5615	5581	619660	13356.22		1022.42	.33	13.03
19	NON-SCHEDULED	74			5161	102.43				
20	ALL SERVICES	5728	5615	5581	624821	13458.65		1022.42	.33	13.03
21	TOTAL.....	402945	407947	401540	25247365	153225.65	2530.32	58904.29	4309.78	71.59
22	NON-SCHEDULED	1149			56149	124.90				
23	ALL SERVICES	404094	407947	401540	25303214	153350.55	2530.32	68904.29	4309.78	71.59
24	VERMONT.....									
25	DOMESTIC---SCHEDULED	49892	50894	49386	2016025	9306.80	245.54	7197.63	375.88	
26	NON-SCHEDULED	67			4710					
27	ALL SERVICES	49959	50894	49386	2020935	9306.80	245.54	7197.63	375.88	
28	VIRGINIA.....									
29	DOMESTIC---SCHEDULED	61660	64482	61404	2795802	4102.76	112.60	1602.41	13.71	
30	NON-SCHEDULED	142			5920					
31	ALL SERVICES	61802	64482	61404	2811722	4102.76	112.60	1602.41	13.71	
32	WASHINGTON.....									
33	DOMESTIC---SCHEDULED	103455	106719	101354	5130886	109919.40	1342.47	22871.66	4790.00	70.86
34	NON-SCHEDULED	290			15345	56.05				
35	ALL SERVICES	103745	106719	101354	5123431	109975.45	1342.47	22871.66	4790.00	70.86
36	INTERNATIONAL---SCHEDULED	953	980	933	172553	8163.21		2188.02	628.05	99.76
37	NON-SCHEDULED	47			2277.24					
38	ALL SERVICES	1000	980	933	172553	13440.45		2188.02	628.05	99.76
39	TOTAL.....	104401	107699	102287	5280639	118082.61	1342.47	25059.68	5418.05	170.62
40	NON-SCHEDULED	337			15345	2333.29				
41	ALL SERVICES	104738	107699	102287	5295984	120415.90	1342.47	25059.68	5418.05	170.62
42	WEST VIRGINIA.....									
43	DOMESTIC---SCHEDULED	18612	14203	18502	422296	28651.95	686.59	1044.94		
44	NON-SCHEDULED	71			1354					
45	ALL SERVICES	18683	14203	18502	423650	28651.95	686.59	1044.94		
46	WISCONSIN.....									
47	DOMESTIC---SCHEDULED	46016	45691	43217	2603069	10249.64	201.34	9682.33	101.95	
48	NON-SCHEDULED	370			33149					
49	ALL SERVICES	46386	45691	43217	2636218	10249.64	201.34	9682.33	101.95	
50	WYOMING.....									
51	DOMESTIC---SCHEDULED	16152	16003	16063	297494	924.97	15.11	468.04	.03	
52	NON-SCHEDULED	4			93					
53	ALL SERVICES	16156	16003	16063	297587	924.97	15.11	468.04	.03	
54	ZIMBABWE.....									
55	DOMESTIC---SCHEDULED	5039765	5111739	4951450	269253703	25503868.27	71024.38	1196797.44	188405.00	1124.63
56	NON-SCHEDULED	22333			1331865	19865.02	36.91	6.13		
57	ALL SERVICES	5062098	5111739	4951450	269585572	2570733.29	71065.29	1196803.57	188405.00	1124.63
58	INTERNATIONAL---SCHEDULED	67278	67743	65963	9178761	845144.65	682.54	120794.57	12636.50	368.23
59	NON-SCHEDULED	1827			193658	16402.57				
60	ALL SERVICES	69105	67743	65963	9372419	861547.22	682.54	120794.57	12636.50	368.23
61	TOTAL.....	5107047	5179482	5017413	27432464	3396012.92	71710.92	1317592.01	201041.50	1492.86
62	NON-SCHEDULED	24157			152527	36267.59	36.91	6.13		
63	ALL SERVICES	5131264	5179482	5017413	27897991	3432280.51	71747.83	1317598.14	201041.50	1492.86
64	AMERICAN SAMOA.....									
65	INTERNATIONAL---SCHEDULED	446	448	443	26212	661.33		63.14		
66	CANDINE ISLANDS.....									
67	INTERNATIONAL---SCHEDULED	1083	1103	1059	30506	376.28		101.86		
68	GUAM ISLANDS.....									
69	INTERNATIONAL---SCHEDULED	2039	2070	2007	152630	2792.18		1366.84	489.21	.06
70	JOHNSTON ISLAND.....									
71	INTERNATIONAL---SCHEDULED	171	174	170	223	1.67		2.70		
72	MARIANA ISLANDS.....									
73	INTERNATIONAL---SCHEDULED	1143	1172	1122	66138	248.93		56.58		
74	MARSHALL ISLANDS.....									
75	INTERNATIONAL---SCHEDULED	494	490	489	8552	97.65		73.93		
76	PIRENEE.....									
77	DOMESTIC---SCHEDULED	369	371	341		9357.77	12.13	36.96		
78	NON-SCHEDULED	1				14.80				
79	ALL SERVICES	370	371	341		9372.57	12.13	36.96		

TABLE 2.
SUMMARY OF AIRCRAFT DEPARTURES, ENPLANED REVENUE PASSENGERS, AND ENPLANED REVENUE TONS OF CARGO AND MAIL, BY TYPE OF OPERATION, BY TYPE OF SERVICE, AND BY STATE AND COUNTRY

12 MONTHS ENDED DECEMBER 31, 1980

Line No	State or Country Type of Operation Type of Service	Aircraft departures			Enplaned passengers	Freight	Enplaned revenue tons			
		Total performed	Scheduled	Scheduled completed			Express	U.S. Mail Priority	Nonpriority	Foreign mail
No	1	2	3	4	5	6	7	8	9	10
1	Puerto Rico									
2										
3	INTERNATIONAL--SCHEDULED	13294	13296	13345	1833638	43181.08	140.06	1513.48	2009.16	
4	NONSCHEDULED	76			5642	891.92				
5	ALL SERVICES	13370	13296	13345	1839280	44073.00	140.06	1513.48	2009.16	
6										
7	TOTAL--SCHEDULED	13663	13667	13386	1833638	52538.85	152.19	1550.44	2009.16	
8	NONSCHEDULED	77			5642	891.92				
9	ALL SERVICES	13740	13667	13386	1839280	53449.57	152.19	1550.44	2009.16	
10										
11	VIRGIN ISLANDS, U.S.									
12	DOMESTIC--SCHEDULED	10	14	10	454					
13										
14	INTERNATIONAL--SCHEDULED	6918	5944	5889	326866	433.25		276.83	2.05	
15										
16	TOTAL--SCHEDULED	6928	5958	5899	327320	433.25		276.83	2.05	
17										
18	TOTAL FOR OTHER U.S. AREAS									
19	DOMESTIC--SCHEDULED	379	385	351	454	9357.77	12.13	36.96		
20	NONSCHEDULED	1				14.80				
21	ALL SERVICES	380	385	351	454	9372.57	12.13	36.96		
22										
23	INTERNATIONAL--SCHEDULED	25188	24697	24224	2444765	47742.37	140.06	3455.36	2500.42	.06
24	NONSCHEDULED	76			5642	891.92				
25	ALL SERVICES	25264	24697	24224	2450407	48634.29	140.06	3455.36	2500.42	.06
26										
27	TOTAL--SCHEDULED	25567	25082	24575	2445219	57100.14	152.19	3492.32	2500.42	.06
28	NONSCHEDULED	77			5642	906.72				
29	ALL SERVICES	25644	25082	24575	2450861	58006.86	152.19	3492.32	2500.42	.06
30										
31	FOREIGN COUNTRIES									
32										
33	ARGENTINA									
34	INTERNATIONAL--SCHEDULED	1079	1132	1327	116204	3141.09		27.77	.57	9.20
35										
36	AUSTRIA									
37	INTERNATIONAL--SCHEDULED	973	1007	966	133831	6293.09		63.81	14.17	104.45
38	NONSCHEDULED	1				84.82				
39	ALL SERVICES	974	1007	966	133831	6377.91		63.81	14.17	104.45
40										
41	AUSTRALIA									
42	INTERNATIONAL--SCHEDULED	246	249	246	12556	14.93		5.65		
43										
44	BAHAMAS									
45	DOMESTIC--SCHEDULED	850	839	824	39955			1.00		
46	NONSCHEDULED	418			38334					
47	ALL SERVICES	1268	839	824	78289			1.00		
48										
49	INTERNATIONAL--SCHEDULED	5052	4992	4941	547466	763.22		3.90		4.33
50	NONSCHEDULED	295			40959					
51	ALL SERVICES	5347	4992	4941	588425	763.22		3.90		4.33
52										
53	TOTAL--SCHEDULED	5902	5811	5765	587421	763.22		4.90		4.33
54	NONSCHEDULED	813			79293					
55	ALL SERVICES	6715	5811	5765	666714	763.22		4.90		4.33
56										
57	BAHRAIN									
58	INTERNATIONAL--SCHEDULED	122	119	118	5496	53.40		.68	17.13	.16
59	NONSCHEDULED	1								
60	ALL SERVICES	123	119	118	5496	53.40		.68	17.13	.16
61										
62	BARBADOS									
63	INTERNATIONAL--SCHEDULED	1308	1302	1272	83500	248.86		34.25		
64	NONSCHEDULED	4			584					
65	ALL SERVICES	1312	1302	1272	84084	248.86		34.25		
66										
67	BEIJING									
68	DOMESTIC--SCHEDULED	2	2	2	539					
69										
70	INTERNATIONAL--SCHEDULED	702	747	656	27422	16676.78		117.73	501.39	2.36
71	NONSCHEDULED	5			365	193.11				
72	ALL SERVICES	711	747	656	27787	16869.89		117.73	501.39	2.36
73										
74	TOTAL--SCHEDULED	704	749	658	27961	16676.78		117.73	501.39	2.36
75	NONSCHEDULED	9			365	193.11				
76	ALL SERVICES	713	749	658	28326	16869.89		117.73	501.39	2.36
77										
78	BERMUDA									
79	INTERNATIONAL--SCHEDULED	3395	3353	3337	457902	373.15		145.24	22.65	51.71
80	NONSCHEDULED	9			956					
81	ALL SERVICES	3404	3353	3337	458858	373.15		145.24	22.65	51.71
82										
83	BOLIVIA									
84	INTERNATIONAL--SCHEDULED	461	482	461	18043	97.61		11.85	17.89	15.43
85										
86	BRAZIL									
87	INTERNATIONAL--SCHEDULED	2870	2931	2757	245399	12442.93		323.88	.31	110.97
88	NONSCHEDULED	5			4034					
89	ALL SERVICES	2875	2931	2757	245399	12482.97		323.88	.31	110.97
90										
91	BRITISH WEST INDIES									
92	DOMESTIC--SCHEDULED	472	475	466	29995	23.63		33.20		
93										
94	INTERNATIONAL--SCHEDULED	1169	1169	1160	50724	256.16		15.66		
95										
96	TOTAL--SCHEDULED	1641	1644	1626	80719	279.79		48.86		
97										
98	CANADA									
99	DOMESTIC--SCHEDULED	38542	38850	38092	2705613	9566.85	176.70	879.34	150.94	
100	NONSCHEDULED	217			17934	4.38				
101	ALL SERVICES	38759	38850	38092	2723547	9571.23	176.70	879.34	150.94	
102										
103	CHILE									
104	INTERNATIONAL--SCHEDULED	825	843	822	52747	762.00		25.23	.49	53.97
105	NONSCHEDULED	1			138					
106	ALL SERVICES	826	843	822	52885	762.00		25.23	.49	53.97
107										
108	CHINA									
109	INTERNATIONAL--SCHEDULED	1	1	1						
110										
111										
112										

TABLE 2.
SUMMARY OF AIRCRAFT DEPARTURES, ENPLANED REVENUE PASSENGERS, AND ENPLANED REVENUE TONS OF CARGO AND MAIL BY TYPE OF OPERATION, BY TYPE OF SERVICE, AND BY STATE AND COUNTRY

12 MONTHS ENDED DECEMBER 31, 1980

Line No	State or Country Type of Operation Type of Service	Aircraft departures			Enplaned passengers	Enplaned revenue tons				
		Total performed	Scheduled	Scheduled completed		Freight	Express	U.S. Mail		Foreign mail
								Priority	Nonpriority	
1	2	3	4	5	6	7	8	9	10	
1	COLOMBIA.....									
2	INTERNATIONAL---SCHEDULED	2162	2209	2097	113909	5505.06	11.78	36.97	4.01	
3	NONSCHEDULED	11			571	175.43				
4	ALL SERVICES	2173	2209	2097	114480	5680.49	11.78	36.97	4.01	
5										
6										
7	COSTA RICA.....									
8	DOMESTIC-----SCHEDULED	1	1	1	24040					
9										
10	INTERNATIONAL---SCHEDULED	586	610	583	46822	392.71	9.51	.08	11.26	
11										
12	TOTAL-----SCHEDULED	587	611	584	70862	392.71	9.51	.08	11.26	
13										
14	CUBA.....									
15	DOMESTIC-----SCHEDULED	1			100	.09	.01			
16										
17	INTERNATIONAL---SCHEDULED	2			96					
18	NONSCHEDULED	46			2854					
19	ALL SERVICES	48			2950					
20										
21	TOTAL-----SCHEDULED	3			196	.09	.01			
22	NONSCHEDULED	46			2854					
23	ALL SERVICES	49			3050	.09	.01			
24										
25	DENMARK.....									
26	INTERNATIONAL---SCHEDULED	436	477	435	29314	540.16	23.94	5.95		
27										
28	DOMINICAN REPUBLIC.....									
29	DOMESTIC-----SCHEDULED	12	12	11	369					
30										
31	INTERNATIONAL---SCHEDULED	2108	2385	2005	251314	7746.77	5.60		.93	
32	NONSCHEDULED	30			4400					
33	ALL SERVICES	2138	2385	2005	255714	7746.77	5.60		.93	
34										
35	TOTAL-----SCHEDULED	2120	2397	2016	251683	7746.77	5.60		.93	
36	NONSCHEDULED	30			4400					
37	ALL SERVICES	2150	2397	2016	256083	7746.77	5.60		.93	
38										
39	EQUADOR.....									
40	INTERNATIONAL---SCHEDULED	1707	1719	1703	88594	530.47	4.73	.06	33.37	
41	NONSCHEDULED	2			89					
42	ALL SERVICES	1709	1719	1703	88683	530.47	4.73	.06	33.37	
43										
44	ARAB REPUBLIC OF EGYPT.....									
45	INTERNATIONAL---SCHEDULED	601	603	600	72225	710.29	109.99	1.16	1.99	
46										
47	EL SALVADOR.....									
48	INTERNATIONAL---SCHEDULED	233	234	228	10480	64.15		3.88	21.79	
49										
50	FILIPINES.....									
51	INTERNATIONAL---SCHEDULED	465	443	439	29919	885.71	21.18	1.15	18.23	
52										
53	FRANCE.....									
54	INTERNATIONAL---SCHEDULED	2582	2656	2542	309159	10473.83	101.67	92.29	3.44	
55	NONSCHEDULED	152			763	.50				
56	ALL SERVICES	2734	2656	2542	316792	10474.33	101.67	92.29	3.44	
57										
58	FRENCH ANTILLES.....									
59	INTERNATIONAL---SCHEDULED	1114	1117	1092	42687	31.53	.78			
60										
61	GERMANY.....									
62	INTERNATIONAL---SCHEDULED	31216	30729	29931	2715874	42881.93	4455.89	7745.20	9193.63	
63	NONSCHEDULED	465			41816	4300.96				
64	ALL SERVICES	31681	30729	29931	2757690	47182.89	4455.89	7745.20	9193.63	
65										
66	HONG KONG.....									
67	INTERNATIONAL---SCHEDULED	51	52	51	3896	436.15			4.16	
68										
69	INDONESIA.....									
70	INTERNATIONAL---SCHEDULED	1575	1588	1568	162918	465.65	238.79	143.57	11.59	
71										
72	GUATEMALA.....									
73	INTERNATIONAL---SCHEDULED	1854	1879	1849	146212	5885.06	.58	.21	311.12	
74										
75	GUYANA.....									
76	INTERNATIONAL---SCHEDULED	238	239	237	27660	119.09	1.92	2.94	2.76	
77	NONSCHEDULED	4			637					
78	ALL SERVICES	242	239	237	28297	119.09	1.92	2.94	2.76	
79										
80	HAITI.....									
81	DOMESTIC-----SCHEDULED						.87			
82										
83	INTERNATIONAL---SCHEDULED	1647	1716	1639	124567	3727.96		35.39	3.17	
84	NONSCHEDULED	5			186					
85	ALL SERVICES	1652	1716	1639	124753	3727.96		35.39	3.17	
86										
87	TOTAL-----SCHEDULED	1647	1716	1639	124567	3727.96	.87	35.39	3.17	
88	NONSCHEDULED	5			186					
89	ALL SERVICES	1652	1716	1639	124753	3727.96	.87	35.39	3.17	
90										
91	HONDURAS.....									
92	DOMESTIC-----SCHEDULED	132	131	131	3974		17.40	211.20		
93										
94	INTERNATIONAL---SCHEDULED	412	430	408	16009					
95										
96	TOTAL-----SCHEDULED	544	561	539	19983		17.40	211.20		
97										
98	HONG KONG.....									
99	INTERNATIONAL---SCHEDULED	2409	2449	2309	294726	32775.53	32.60	459.18	1030.33	
100										
101	INDIA.....									
102	INTERNATIONAL---SCHEDULED	771	780	767	132276	9066.53	90.15	108.35	289.97	
103										
104	IRELAND.....									
105	INTERNATIONAL---SCHEDULED	458	447	430	48396	39.61	.29	4.19		
106	NONSCHEDULED	7			36.84					
107	ALL SERVICES	465	447	430	48396	76.45	.29	4.19		
108										
109										
110										
111										
112										

TABLE 2.
SUMMARY OF AIRCRAFT DEPARTURES, ENPLANED REVENUE PASSENGERS, AND ENPLANED REVENUE TONS OF CARGO AND MAIL BY TYPE OF OPERATION, BY TYPE OF SERVICE, AND BY STATE AND COUNTRY

12 MONTHS ENDED DECEMBER 31, 1980

L i n e No	State or Country Type of Operation Type of Service	Aircraft departures			Enplaned passengers e	Enplaned revenue tons				
		Total performed	Scheduled	Scheduled completed		Freight	Express	US Mail		Foreign mail
								Priority	Nonpriority	
	1	2	3	4	5	6	7	8	9	10
1	ISRAEL									
2	INTERNATIONAL---SCHEDULED	846	849	846	89502	621.83		51.36	27.11	4.98
3										
4	ITALY									
5	INTERNATIONAL---SCHEDULED	2920	2953	2875	352062	10609.00		775.53	359.22	100.96
6	NON-SCHEDULED	38			918					
7	ALL SERVICES	2958	2953	2875	352980	10609.00		775.53	359.22	100.96
8										
9	IVORY COAST									
10	INTERNATIONAL---SCHEDULED	162	105	101	4871	75.82		.03		2.92
11										
12	JAMAICA									
13	DOMESTIC---SCHEDULED	30	29	29	1013					
14	NON-SCHEDULED	13			1381					
15	ALL SERVICES	43	29	29	2094					
16										
17	INTERNATIONAL---SCHEDULED	1749	1769	1637	102681	665.18		1.68		
18	NON-SCHEDULED	26			2149					
19	ALL SERVICES	1775	1769	1637	104830	665.18		1.68		
20										
21	TOTAL	1775	1798	1666	103694	665.18		1.68		
22	NON-SCHEDULED	41			3230					
23	ALL SERVICES	1826	1798	1666	106924	665.18		1.68		
24										
25	JAPAN									
26	INTERNATIONAL---SCHEDULED	6620	9044	8520	1042965	91765.95	2.78	5090.37	8236.72	880.69
27	NON-SCHEDULED	3			218.43					
28	ALL SERVICES	6623	9044	8520	1042965	91984.38	2.78	5090.37	8236.72	880.69
29										
30	KENYA									
31	INTERNATIONAL---SCHEDULED	101	105	101	9613	376.84		22.26		17.97
32										
33	LIBERIA									
34	INTERNATIONAL---SCHEDULED	310	315	307	14650	709.38		26.22		41.13
35										
36	MALAYSIA									
37	INTERNATIONAL---SCHEDULED	33	36	4		178.84			1.30	
38										
39	MEXICO									
40	DOMESTIC---SCHEDULED	5694	5561	5493	317656	52.23		1.62		
41	NON-SCHEDULED	225			18621					
42	ALL SERVICES	5917	5561	5493	336277	52.23		1.62		
43										
44	INTERNATIONAL---SCHEDULED	14595	14518	14443	1147390	7438.08		.15		.17
45	NON-SCHEDULED	35			5255					
46	ALL SERVICES	14634	14518	14443	1152645	7438.08		.15		.17
47										
48	TOTAL	20685	20677	19936	1465046	7490.31		1.77		.17
49	NON-SCHEDULED	262			23876					
50	ALL SERVICES	20951	20677	19936	1488922	7490.31		1.77		.17
51										
52	NETHERLANDS									
53	DOMESTIC---SCHEDULED	5	5	5	1176					
54										
55	INTERNATIONAL---SCHEDULED	519	620	440	45611	4824.73		21.76	25.97	
56										
57	TOTAL	524	625	445	46789	4824.73		21.76	25.97	
58										
59	NETHERLANDS ANTILLES									
60	INTERNATIONAL---SCHEDULED	2406	2367	2350	163108	451.40		36.37		6.82
61	NON-SCHEDULED	2			337					
62	ALL SERVICES	2408	2367	2350	163445	451.40		36.37		6.82
63										
64	NEW ZEALAND									
65	INTERNATIONAL---SCHEDULED	35	45	42	77581	8371.67		32.62	29.60	61.98
66	NON-SCHEDULED	1			101.08					
67	ALL SERVICES	360	45	42	77581	8472.75		32.62	29.60	61.98
68										
69	NIGERIA									
70	INTERNATIONAL---SCHEDULED	204	210	204	18752	352.85		23.92		
71										
72	NORWAY									
73	INTERNATIONAL---SCHEDULED	87	91	87	7120	177.12		2.97	1.02	
74										
75	PAKISTAN									
76	INTERNATIONAL---SCHEDULED	210	210	210	9503	96.31			.05	3.75
77										
78	PANAMA									
79	INTERNATIONAL---SCHEDULED	2359	2317	2332	156127	1386.62		208.80	244.28	86.41
80	NON-SCHEDULED	19			1932					
81	ALL SERVICES	2378	2317	2332	157959	1386.62		208.80	244.28	86.41
82										
83	PARAGUAY									
84	INTERNATIONAL---SCHEDULED	157	158	155	6962	52.55		10.60	.79	6.53
85										
86	PERU									
87	INTERNATIONAL---SCHEDULED	1303	1308	1293	91470	1101.87		114.48	7.31	46.01
88										
89	PHILIPPINES									
90	INTERNATIONAL---SCHEDULED	434	462	432	126791	3230.41		701.13	1837.15	13.69
91										
92	POLAND									
93	INTERNATIONAL---SCHEDULED	276	280	273	15457	36.23		100.77		
94										
95	PORTUGAL									
96	INTERNATIONAL---SCHEDULED	555	574	544	36490	171.09		23.57	5.30	2.23
97	NON-SCHEDULED	1			91					
98	ALL SERVICES	556	574	544	36581	171.09		23.57	5.30	2.23
99										
100	ROMANIA									
101	INTERNATIONAL---SCHEDULED	80	83	75	1430	37.65				
102										
103	SAUDI ARABIA									
104	INTERNATIONAL---SCHEDULED	355	354	350	24241	63.04		64.83	.30	6.18
105										
106	SENEGAL									
107	INTERNATIONAL---SCHEDULED	210	212	207	5828	46.81		.07	.05	10.92
108										
109										
110										
111										
112					12					

TABLE 2.
SUMMARY OF AIRCRAFT DEPARTURES, ENPLANED REVENUE PASSENGERS, AND ENPLANED REVENUE TONS OF CARGO AND MAIL BY TYPE OF OPERATION, BY TYPE OF SERVICE, AND BY STATE AND COUNTRY

12 MONTHS ENDED DECEMBER 31, 1980

Line No.	State or Country Type of Operation Type of Service	Aircraft departures			Enplaned passengers	Enplaned revenue tons				
		Total performed	Scheduled	Scheduled completed		Freight	Express	US Mail		Foreign mail
								Priority	Nonpriority	
	1	2	3	4	5	6	7	8	9	10
1	SINGAPORE.....									
2	INTERNATIONAL---SCHEDULED	509	535	446	44156	2354.99		44.41	5.42	24.78
3										
4	SOUTH KOREA.....									
5	INTERNATIONAL---SCHEDULED	1175	1278	1160	118881	13646.46		644.97	1833.44	9.61
6										
7	SPAIN.....									
8	INTERNATIONAL---SCHEDULED	1302	1324	1290	113498	574.09		222.23	346.34	
9										
10	NONSCHEDULED	1		123						
11	ALL SERVICES	1303	1324	1290	113621	574.09		222.23	346.34	
12										
13	SWEDEN.....									
14	INTERNATIONAL---SCHEDULED	205	229	205	20514	630.78		8.05	1.68	
15										
16	SWITZERLAND.....									
17	INTERNATIONAL---SCHEDULED	537	528	512	25850	7757.96		17.60	30.02	17.41
18										
19	NONSCHEDULED	69			7724					
20	ALL SERVICES	606	528	512	33574	7757.96		17.60	30.02	17.41
21										
22	TAIWAN.....									
23	INTERNATIONAL---SCHEDULED	1233	1257	1105	107944	34342.58		96.82	91.95	981.32
24										
25	THAILAND.....									
26	INTERNATIONAL---SCHEDULED	402	414	401	37897	732.77		51.57	124.04	.02
27										
28	TRINIDAD & TOBAGO.....									
29	INTERNATIONAL---SCHEDULED	1107	1113	1097	46128	497.05		1.86		5.73
30										
31	NONSCHEDULED	17			3005					
32	ALL SERVICES	1124	1114	1077	49133	497.05		1.86		5.73
33										
34	TURKEY.....									
35	INTERNATIONAL---SCHEDULED	561	546	526	26268	330.90		78.61	20.62	4.11
36										
37	NONSCHEDULED	59			6604					
38	ALL SERVICES	620	546	526	32872	330.90		78.61	20.62	4.11
39										
40	EMIRATES.....									
41	INTERNATIONAL---SCHEDULED	70	76	69		24.69		.07		
42										
43	UNITED KINGDOM.....									
44	INTERNATIONAL---SCHEDULED	8028	8206	7896	1297708	38725.23		3523.34	950.88	735.91
45										
46	NONSCHEDULED	77			2237	298.63				
47	ALL SERVICES	8105	8206	7896	1299945	39023.83		3523.34	950.88	735.91
48										
49	IRUGWAY.....									
50	INTERNATIONAL---SCHEDULED	88	91	33	12964	287.68			10.31	18.76
51										
52	VENEZUELA.....									
53	INTERNATIONAL---SCHEDULED	2276	2327	2174	295914	6105.55		20.17	.50	15.58
54										
55	NONSCHEDULED	15			674	4.84				
56	ALL SERVICES	2294	2327	2174	296588	6110.39		20.17	.50	15.58
57										
58	YUGOSLAVIA.....									
59	INTERNATIONAL---SCHEDULED	91	100	90	2159	21.61				
60										
61	NONSCHEDULED	1			110					
62	ALL SERVICES	92	100	90	2269	21.61				
63										
64	TOTAL FOR FOREIGN COUNTRIES.....	45741	45705	45054	3124432	9642.80	194.57	1126.37	150.94	
65										
66	DOMESTIC.....	871			75970	4.38				
67	INTERNATIONAL---SCHEDULED	46612	45705	45054	3200402	9647.18	194.97	1126.37	150.94	
68										
69	NONSCHEDULED	127917	128577	124347	12119409	402275.02	2.73	17939.65	23371.15	14400.90
70										
71	ALL SERVICES	1521	128577	124347	132247	5454.65	2.78	17939.65	23371.15	14400.90
72										
73	TOTAL.....	149438	128577	124347	12251656	407729.67	2.78	17939.65	23371.15	14400.90
74										
75	SCHEDULED	173656	174462	169401	15243841	411917.82	197.75	19066.02	23522.09	14400.90
76										
77	NONSCHEDULED	2392			208217	5459.03				
78	ALL SERVICES	176050	174462	169401	15452058	417376.85	197.75	19066.02	23522.09	14400.90
79										
80	OVER-ALL TOTAL FOR ALL STATES, AREAS, AND COUNTRIES.....									
81	DOMESTIC.....	5085889	5150329	4996855	271378589	2569868.84	71235.48	1197960.77	188555.94	1124.63
82										
83	SCHEDULED	23202			1407839	19884.20	36.91	6.13		
84										
85	NONSCHEDULED	5105051	5158029	4996855	272786428	2589753.04	71272.39	1197966.90	188555.94	1124.63
86										
87	ALL SERVICES	220383	221017	214534	23742935	1295162.04	825.38	142189.58	38508.07	14769.19
88										
89	INTERNATIONAL---SCHEDULED	3424			331547	22749.14				
90										
91	NONSCHEDULED	223807	221017	214534	24074482	1317911.18	625.38	142169.58	38508.07	14769.19
92										
93	ALL SERVICES	5306272	5379046	5211389	295121524	3865030.88	72060.86	1340150.35	227064.01	15893.82
94										
95	NONSCHEDULED	26626			1739386	42633.34	36.91	6.13		
96										
97	ALL SERVICES	5332898	5379046	5211389	296860910	3907664.22	72097.77	1340156.48	227064.01	15893.82
98										
99										
100										
101										
102										
103										
104										
105										
106										
107										
108										
109										
110										
111										
112										

TABLE 3.
 AIRCRAFT DEPARTURES, ENPLANED REVENUE PASSENGERS, AND ENPLANED REVENUE TONS OF CARGO AND MAIL IN TOTAL
 OPERATIONS, ALL SERVICES AT LARGE AIR TRAFFIC HUBS

12 MONTHS ENDED DECEMBER 31, 1980

Line no	Community (Airport Name) Percent of Enplanements	Aircraft departures			Enplaned passengers	Freight	Enplaned revenue tons			Foreign mail
		Total performed	Scheduled	Scheduled completed			Express	U.S. Mail		
								Priority	Nonpriority	
No.	1	2	3	4	5	6	7	8	9	10
1	PHILADELPHIA/PA/CAMDEN, N.J.									
2	INTERNATIONAL									
3	1.44	64369	66843	63644	4058167	40936.78	1108.38	19979.36	10452.33	
4										
5	PHOENIX, ARIZONA									
6	PHOENIX SKY HARBOR INTL									
7	1.20	66792	67393	64750	3380121	13982.11	452.55	6840.64	2146.69	
8										
9	PITTSBURGH, PA/WHEELING, W. VA.									
10	FOREBARK PITTSBURGH									
11	1.91	95909	96266	95347	5381659	101743.86	614.44	16181.82	2715.63	
12										
13	ST. LOUIS, MISSOURI									
14	LAMBERT-ST. LOUIS, MISSOURI									
15	1.89	100674	102837	99871	5319480	17613.95	439.55	21815.42	2647.49	
16										
17	SAN FRANCISCO/OAKLAND, CAL.									
18	OAKLAND MCGUIRE (SAN INTL)									
19	0.32	15473	15595	14959	928184	1452.25	23.77	364.92		
20	(SAN FRANCISCO INTL)									
21	3.36	119003	120203	116647	9402284	177982.81	3562.66	39817.31	16672.51	14.60
22										
23	COMMUNITY TOTAL	134476	135798	131606	13330368	179435.06	3583.43	40182.23	16672.51	14.60
24	1.66									
25										
26	SEATTLE/TACOMA, WASHINGTON									
27	EMPIRE FIELD INTL									
28	1.33		11	6	457	.05	.10	.14		
29	(SEATTLE-TACOMA INTERNATIONAL)									
30	1.56	65436	66490	64385	4352439	117533.32	1301.61	22517.83	5394.16	170.62
31										
32	COMMUNITY TOTAL	65441	66496	64091	4352896	117533.37	1301.71	22517.94	5394.16	170.62
33	1.54									
34										
35	TAMPA/ST. PETERSBURG/CLEARWATER, FLA.									
36	(TAMPA INTERNATIONAL)									
37	1.27	65730	66274	65293	3600730	15417.96	1200.27	46131.31	255.51	
38										
39	WASHINGTON, DIST. OF COL.									
40	RODOLPHS INTERNATIONAL									
41	0.39	15774	15762	15557	1107966	6997.76	119.81	9551.42	11803.71	
42	(WASHINGTON NATIONAL)									
43	2.36	103445	102049	100319	6648087	27638.49	536.57	37247.77	7974.80	.54
44										
45	COMMUNITY TOTAL	119219	117811	115876	7756053	34636.25	656.38	46799.19	19775.51	.54
46										
47										
48	OVER-ALL TOTAL, LARGE HUBS	2867239	2905923	2840474	197679376	2951472.92	56888.33	916829.15	172759.78	1470.52
49										
50										
51	73.36									
52										
53										
54										
55										
56										
57										
58										
59										
60										
61										
62										
63										
64										
65										
66										
67										
68										
69										
70										
71										
72										
73										
74										
75										
76										
77										
78										
79										
80										
81										
82										
83										
84										
85										
86										
87										
88										
89										
90										
91										
92										
93										
94										
95										
96										
97										
98										
99										
100										
101										
102										
103										
104										
105										
106										
107										
108										
109										
110										
111										
112										

TABLE 4.
AIRCRAFT DEPARTURES, ENPLANED REVENUE PASSENGERS, AND ENPLANED REVENUE TONS OF CARGO AND MAIL IN TOTAL OPERATIONS, ALL SERVICES AT MEDIUM AIR TRAFFIC HUBS

12 MONTHS ENDED DECEMBER 31, 1980

Line No.	Community (Airport Name) Percent of Enplanements	Aircraft departures			Enplaned passengers	Enplaned revenue tons				
		Total performed	Scheduled	Scheduled completed		Freight	Express	U.S. Mail		Foreign mail
								Priority	Nonpriority	
No.	1	2	3	4	5	6	7	8	9	10
1	ALBUQUERQUE, NEW MEXICO									
2	ALBUQUERQUE SUNPRT/KIRTLAND AFB									
3	0.40	25486	25980	25392	1127700	7325.24	21.22	2877.54	269.48	
4										
5	ANCHORAGE, ALASKA									
6	ANCHORAGE INTERNATIONAL									
7	0.31	18074	16628	15987	886877	134477.31	800.52	18213.16	10674.18	22.25
8	ANCHORAGE AFB									
9	0.00				131			.11		
10										
11	COMMUNITY TOTAL	18074	16630	15989	887008	134477.31	800.52	18213.27	10674.18	22.25
12	0.31									
13										
14	AUSTIN, TEXAS									
15	ERBERT MUELLER MUNI									
16	0.31	16376	16494	16276	887905	1165.61	66.14	1662.71	.71	
17										
18	BALTIMORE, MARYLAND									
19	CHAITZMAN INTL									
20	0.58	35409	36340	36804	1652494	11764.64	410.13	7379.77	2270.88	
21										
22	BIRMINGHAM, ALABAMA									
23	BIRMINGHAM MUNI									
24	0.25	18525	18555	18347	705297	2102.23	134.30	3215.20	23.77	
25										
26	BUFFALO/ONTARIO FALLS, NEW YORK									
27	GREATER BUFFALO INTERNATIONAL									
28	0.54	32123	32372	31882	1540313	8409.27	359.49	4677.17	1929.88	
29										
30	CHARLOTTE, NORTH CAROLINA									
31	DOUGLAS MUNI									
32	0.52	32274	32955	32103	1480787	11481.94	453.21	7503.83	19.17	
33										
34	CINCINNATI, OHIO									
35	GREATER CINCINNATI									
36	0.49	28990	29102	28845	1391638	12172.64	194.53	5245.99	1145.00	
37										
38	COLUMBUS, OHIO									
39	SPRINT COLUMBUS INTERNATIONAL									
40	0.43	23934	23907	23710	1219950	4233.57	113.66	4396.73	795.47	
41										
42	DAYTON, OHIO									
43	JAMES M. COX DAYTON MUNI									
44	0.31	19939	20379	19850	889035	3693.75	168.67	2825.09	9.87	
45										
46	EL PASO, TEXAS									
47	EL PASO INTERNATIONAL									
48	0.33	17749	17309	17687	940276	6246.03	130.74	1915.89	5.34	
49										
50	GREENSBORO/PIEDMONT TRIANGLE									
51	GREENSBORO/PIEDMONT TRIANGLE INTL									
52	0.25	18058	18600	17933	696327	2629.76	358.73	3087.85	19.54	
53	DAYTON-HAYWARD									
54	0.01	3668	4153	3089	35059	156.80	.11	6.82		
55										
56	COMMUNITY TOTAL	21566	21753	21072	731386	2786.56	358.84	3094.67	19.54	
57	0.25									
58										
59	HARTFORD/CONCORD/ROCKY HILL, CONNECTICUT									
60	HARTFORD INTL									
61	0.49	26417	26451	26136	1401135	11421.95	320.36	6896.94	1277.66	.01
62										
63	INDIANAPOLIS, INDIANA									
64	INDIANAPOLIS/WHITFIELD HALL									
65	0.52	25813	30154	29627	1464569	7443.86	372.49	8132.79	1011.22	
66										
67	JACKSONVILLE, FLORIDA									
68	FRANK B. WALKER INTERNATIONAL									
69	0.31	17297	17413	17192	872979	2362.21	2828.67	4477.03	8.74	
70										
71	KAHULUI, HAWAII									
72	KAHULUI									
73	0.95	18921	17311	16568	1372552	1614.67		562.33	359.14	
74										
75	KANSAS CITY, MISSOURI									
76	INTERNATIONAL									
77	0.53	17221	57547	56628	2220100	11044.23	187.20	15211.48	314.42	
78										
79	KANSAS CITY, MISSOURI									
80	0.00	3921	3994	3440	16654	29.89	7.62	.02		
81										
82	COMMUNITY TOTAL	60742	61191	60068	2636754	11074.12	194.82	15211.50	314.42	
83	0.53									
84										
85	KAHULUI, HAWAII									
86	KAHULUI									
87	0.31	12092	9746	8716	888916	692.97		232.31	181.29	
88										
89	KENTONVILLE, KENTUCKY									
90	ESTABLISHED 1961									
91	0.35	24951	25095	24834	993355	4532.59	167.86	5662.19	1.55	
92										
93	KEMPERVILLE, TENNESSEE									
94	KEMPERVILLE INTERNATIONAL									
95	0.26	55640	56325	55558	2148733	12159.75	441.63	10826.74	170.89	
96										
97	MILWAUKEE, WISCONSIN									
98	GENERAL MILLS FIELD									
99	0.57	40454	41246	40159	1623318	6363.76	176.57	8194.40	101.78	
100										
101	NASHVILLE, TENNESSEE									
102	MEMPHIS INTL									
103	0.59	28315	28672	28164	1122084	4941.67	216.52	3877.82	363.97	
104										
105	NORFOLK/VA ROBERTSON FIELD									
106	ROBERTSON FIELD									
107	0.33	26517	29717	29382	951175	1347.61	78.35	428.21	12.43	
108										
109	ORLANDO, FLORIDA									
110	ORLANDO ROGGERS MUNI									
111	0.38	20544	20731	20400	1076613	2937.10	34.36	5318.31	167.16	
112										

TABLE 4
 AIRCRAFT DEPARTURES, ENPLANED PASSENGERS, AND ENPLANED REVENUE TONS OF CARGO AND MAIL IN TOTAL
 OPERATIONS, ALL SERVICES AT MEDIUM AIR TRAFFIC HUBS

2 MONTHS ENDED DECEMBER 31, 1980

L i n e No.	Community (Airport Name) Percent of Enplanements	Aircraft departures			Enplaned passengers	Enplaned revenue tons				
		Total performed	Scheduled	Scheduled completed		Freight	Express	U.S. Mail		Foreign mail
								Priority	Nonpriority	
1	2	3	4	5	6	7	8	9	10	
1	OMAHA, NEBRASKA									
2	(EPPLEY AIRFIELD)									
3	0.30	18151	18163	17866	848117	2680.43	72.47	6833.66	125.74	
4										
5	ONTARIO/SAN BERNARD/RIVERSE, CA									
6	(ONTARIO INTERNATIONAL)									
7	0.34	23606	23995	22822	982363	1770.23	52.76	51.89	19.26	
8	(RIVERSIDE MUNI)									
9	0.00	25	44	25	27					
10										
11	COMMUNITY TOTAL									
12	0.34	23631	24039	22847	982390	1770.23	52.76	51.89	19.26	
13										
14	PORTLAND, OREGON									
15	(PORTLAND INTERNATIONAL)									
16	0.64	34767	35700	34478	1804395	22671.54	297.25	5866.25	1464.46	
17										
18	RALEIGH/DURHAM, NORTH CAROLINA									
19	(RALEIGH-DURHAM)									
20	0.30	20243	20650	20044	866007	3644.61	330.02	3341.24	154.13	
21										
22	RENO, NEVADA									
23	(RENO INTL)									
24	0.41	20157	20352	19797	1164839	1438.14	83.65	1772.29	.76	
25										
26	ROCHESTER, NEW YORK									
27	(ROCHESTER-MONROE COUNTY)									
28	0.30	19161	19328	19078	870400	2345.69	106.45	3028.24	221.65	
29										
30	SACRAMENTO, CALIFORNIA									
31	(SACRAMENTO METROPOLITAN)									
32	0.38	19036	19405	18561	1095186	1051.16	118.09	4551.86	1.09	
33										
34	SALT LAKE CITY, UTAH									
35	(SALT LAKE CITY INTL)									
36	0.70	42455	43091	41887	1996706	9183.36	244.88	7175.02	375.88	
37										
38	SAN ANTONIO, TEXAS									
39	(SAN ANTONIO INTERNATIONAL)									
40	0.54	24953	25034	24755	1533658	5230.04	202.58	4610.39	60.69	
41										
42	SAN DIEGO, CALIFORNIA									
43	(SAN DIEGO INTL-LINDSEY FLD)									
44	0.90	38059	38481	37269	2536337	10348.37	213.78	5945.91	20.12	
45										
46	SAN JOSE, CALIFORNIA									
47	(SAN JOSE MUNI)									
48	0.49	27486	28155	26978	1391058	4247.04	171.92	1335.38	2.45	
49										
50	SAN JUAN, PUERTO RICO									
51	(PUERTO RICO INTERNATIONAL)									
52	0.65	13740	13667	13386	1839281	53445.57	152.19	1550.44	2009.16	
53										
54	SPokane, WASHINGTON									
55	(SPokane INTERNATIONAL)									
56	0.20	18935	19431	18513	747189	2522.40	39.12	1958.11	23.48	
57										
58	SYRACUSE, NEW YORK									
59	(CLARENCE F. HANGCOCK)									
60	0.28	19211	19389	19078	794244	6171.76	156.06	1728.54	46.76	
61										
62	TUCSON, ARIZONA									
63	(TUCSON INTL)									
64	0.31	19914	20265	19163	875881	2898.17	110.17	1650.29	51.00	
65										
66	TULSA, OKLAHOMA									
67	(TULSA INTL)									
68	0.36	19496	19768	19384	1027951	4335.99	97.41	4240.85	841.20	
69										
70	WEST PALM BEACH/PALM BEACH, FLA									
71	(PALM BEACH INTERNATIONAL)									
72	0.45	24607	24688	24395	1282940	2318.75	90.62	1277.97	8.77	
73										
74	OVER-ALL TOTAL									
75	MEDIUM HUBS									
76	14.14	1048726	1058438	1031238	51664627	403744.27	10580.47	229346.73	26560.14	22.26
77										
78										
79										
80										
81										
82										
83										
84										
85										
86										
87										
88										
89										
90										
91										
92										
93										
94										
95										
96										
97										
98										
99										
100										
101										
102										
103										
104										
105										
106										
107										
108										
109										
110										
111										
112										

TABLE 2
 AIRCRAFT DEPARTURES, ENPLANED REVENUE PASSENGERS, AND ENPLANED REVENUE TONS OF CARGO AND MAIL IN TOTAL
 OPERATIONS, ALL SERVICES AT SMALL AIR TRAFFIC HUBS

12 MONTHS ENDED DECEMBER 31, 1980

Line number	Community (Airport Name) Percent of Enplanements	Aircraft departures			Enplaned passengers	Enplaned revenue tons				
		Total performed	Scheduled	Scheduled completed		Freight	Express	US Mail		Foreign mail
								Priority	Nonpriority	
No.		2	3	4	5	6	7	8	9	10
1	LAKRON/CANTON, OHIO									
2	LAKRON-CANTON									
3	0.05									
4		3866	3879	3826	143366	278.66	28.53	25726.50		
5	LA RAY, NEW YORK									
6	(LA RAY COUNTY)									
7	0.23	14455	14668	14412	659135	918.35	31.58	1401.94	1.73	
8	ALLENTOWN/BETHLEHEM/EASTON, PA									
9	(ALLENTOWN-BETHLEHEM-EASTON)									
10	0.09	6335	7289	6308	273839	400.26	14.86	219.08	4.56	
11										
12										
13	AMARILLO/BROWNS, TEXAS									
14	(AMARILLO AIR TERMINAL)									
15	0.12	7625	7747	7558	355685	358.13	4.24	679.87	.01	
16										
17	ASHEVILLE, NORTH CAROLINA									
18	(ASHEVILLE MUNI)									
19	0.05	6154	6243	6117	165085	365.45	24.51	342.32		
20										
21	AUGUSTA, GEORGIA									
22	(AUGUSTA FIELD)									
23	0.06	3452	3463	3433	181925	563.28	15.24	193.59		
24										
25	BANGOR, MAINE									
26	(BANGOR INTERNATIONAL)									
27	0.05	2574	2585	2566	144677	933.17	.64	86.46		
28										
29	BATON ROUGE, LOUISIANA									
30	(RYAN)									
31	0.39	6585	6675	6530	273479	379.12	16.18	133.90		
32										
33	BILLINGS, MONTANA									
34	(BILGAM FIELD)									
35	0.11	11362	11721	11337	329779	686.15	10.44	1292.71	6.46	
36										
37	BISMARCK/MANDAN, NORTH DAKOTA									
38	(BISMARCK MUNI)									
39	0.36	7753	7975	7717	175261	336.31	3.16	315.09	1.61	
40										
41	BOISE, IDAHO									
42	(BOISE AIR TERMINAL/BOISE FIELD)									
43	0.15	13139	13252	12794	463865	941.65	75.23	1499.24	7.04	
44										
45	BOSTON/LOGAN/REVEREND CITY, TENN									
46	(REVEREND CITY)									
47	0.07	7983	8129	7934	211280	995.03	66.33	378.25	.01	
48										
49	BROWNSVILLE/BISSON/SAN ANTONIO, TEX									
50	(CHARLINGEN INDUSTRIAL AIRPARK)									
51	0.10	3404	3456	3396	283767					
52										
53	BRIDGRAND VALLEY, ILL.									
54	0.33	1308	1328	1297	85920	237.03	1.07	7.94		
55	COMMUNITY TOTAL									
56	0.13	4712	4784	4693	369687	237.03	1.07	7.94		
57										
58	BURKINGTON, VERMONT									
59	(BURKINGTON INTERNATIONAL)									
60	0.07	7623	7778	7598	202651	758.07	1.56	113.22		
61										
62	CFRAR RAPIDS/IOWA CITY, IOWA									
63	(CFRAR RAPIDS MUNI)									
64	0.08	8281	8502	8208	242559	828.92	53.37	552.13	.51	
65										
66	CHARLESTON, SOUTH CAROLINA									
67	(CHARLESTON AIRFIELD)									
68	0.15	8255	8285	8201	432189	804.83	41.13	801.97	10.10	
69										
70	CHARLESTON/DUNBAR, W. VIRGINIA									
71	(KANAWHA)									
72	0.07	6553	6680	6524	220217	590.58	30.96	384.84		
73										
74	CHATTANOOGA, TENNESSEE									
75	(LUMFEL FIELD)									
76	0.08	5571	5594	5538	252245	656.98	29.08	1155.51		
77										
78	CHRISTIANSTADT, ILLINOIS									
79	(ALEXANDER HAMILTON)									
80	0.07	3853	3576	3545	197196	348.58		128.60	1.06	
81										
82	CLETON SPRINGS, CALIFORNIA									
83	(PETERSON FIELD)									
84	0.39	6643	6778	6502	276119	840.31	9.28	27.39	.99	
85										
86	COLUMBIA, SOUTH CAROLINA									
87	(COLUMBIA METROPOLITAN)									
88	0.14	8266	8290	8164	416684	1331.32	117.13	1669.19	1.74	
89										
90	CORPUS CHRISTI, TEXAS									
91	(CORPUS CHRISTI INTERNATIONAL)									
92	0.13	5514	5602	5494	369801	476.53	16.12	84.46	.06	
93										
94	DAYTONA BEACH, FLORIDA									
95	(DAYTONA BEACH REGIONAL)									
96	0.13	7579	7605	7535	377924	560.89	35.37	.85	.30	
97										
98	DES MOINES, IOWA									
99	(DES MOINES MUNI)									
100	0.21	14067	14342	13745	596012	1508.85	45.59	5127.50	29.26	
101										
102	DULLES, VIRGINIA									
103	(WASHINGTON SUFFY FIELD)									
104	0.08	6615	6651	6219	232376	367.04	21.08	647.05		
105										
106	EVANSVILLE, INDIANA									
107	(EVANSVILLE DRESS REGIONAL)									
108	0.07	4072	4092	4047	210779	858.57	43.51	149.96	13.89	
109										
110	FAIRBANKS, ALASKA									
111	(FAIRBANKS INTERNATIONAL)									
112	0.07	7517	7168	6364	206836	3707.84	-11	2259.86	1502.21	

TABLE 8.
 AIRCRAFT DEPARTURES, ENPLANED REVENUE PASSENGERS, AND ENPLANED REVENUE TONS OF CARGO AND MAIL IN TOTAL
 OPERATIONS, ALL SERVICES AT SMALL AIR TRAFFIC HUBS

12 MONTHS ENDED DECEMBER 31, 1980

L 1 n e No	Community (Airport Name) Percent of Enplanements	Aircraft departures			Enplaned passengers	Enplaned revenue tons				
		Total performed	Scheduled	Scheduled completed		Freight	Express	U.S. Mail		Foreign mail
								Priority	Nonpriority	
		2	3	4	5	6	7	8	9	10
1	FARGO, N.D./MOORHEAD, MINNESOTA (MOTOR FIELD)									
2										
3	0.05	6195	6272	6151	179826	374.59	1.39	786.00	3.98	
4										
5	FORT MYERS, FLORIDA (PAGE FIELD)									
6	0.19	10403	10468	10313	546422	980.07	78.48	54.41	2.99	
7										
8										
9	FORT WAYNE, INDIANA (MUNICIPAL/PAK FIELD)									
10	0.28	11014	11176	10963	239431	490.33	30.23	445.32		
11										
12										
13	FRESNO, CALIFORNIA (MERFORD AIR TERMINAL)									
14	0.14	11340	11942	11297	395162	589.41	41.01	764.81	.01	
15										
16										
17	GAINESVILLE, FLORIDA (GAINESVILLE MUNI)									
18	0.26	2495	2999	2983	177196	217.68	84.53	49.65	.85	
19										
20										
21	GRAND JUNCTION, COLORADO (WEBER FIELD)									
22	0.05	2967	2888	2857	156679	334.47	7.68	109.40	.08	
23										
24										
25	GRAND RAPIDS, MICHIGAN (KENT COUNTY)									
26	0.15	12542	12643	12402	429505	901.85	54.62	916.17		
27										
28										
29	GREEN BAY/ELSTONVILLE, WIS. (AUSTIN-STRAUBEL FIELD)									
30	0.10	10895	11055	10746	299342	1205.39	3.07	482.49		
31										
32										
33	GREENVILLE/SPARTANBURG, S.C. (GREENVILLE-SPARTANBURG)									
34	0.11	5618	5842	5745	329354	752.62	313.09	1293.29	.55	
35										
36										
37	HAWAII, HAWAII ISLAND (HAWAII FIELD)									
38	0.05	2039	2070	2007	152630	2792.18		1366.84	489.21	.06
39										
40										
41	HARTFORD/YORK, PA. (HARTFORD INTERNATIONAL)									
42	0.10	4411	4641	4351	244299	665.96	8.79	266.95		
43										
44										
45	HILLO, HAWAII, HAWAII (HONOLULU LYNN FIELD)									
46	0.18	7863	6620	6093	515311	9419.82	2.42	781.81	348.64	
47										
48										
49	HUNTSVILLE/DECATUR, ALABAMA (MADISON COUNTY AIRPORT)									
50	0.08	7768	7816	7721	240363	682.46	6.84	80.21		
51										
52										
53	INDIAPOLIS/SPRINGFIELD, CALIFORNIA (INDIAN SPRINGS MUNI)									
54	0.07	3901	3916	3725	216224	162.69	5.52	.16		
55										
56										
57	JACKSON-VICKSBURG, MISS. (GREEN C. THOMPSON FIELD)									
58	0.13	10435	10485	10401	387000	1676.36	7.65	1449.05		
59										
60										
61	JOHNAL, ALASKA (JOHNAL MUNI)									
62	0.05	3907	4004	3819	155911	1241.36		639.24	143.09	
63										
64										
65	KAILUA-KONA, HAWAII, HAWAII (KAILUA-KONA)									
66	0.18	6455	6425	5769	507824	1300.89		231.71	129.41	
67										
68										
69	KNOXVILLE, TENNESSEE (MC GEE FLYING)									
70	0.15	9195	9186	9109	430153	1815.89	55.41	1799.73	2.01	
71										
72										
73	LANSING, MICHIGAN (CAPITAL CITY)									
74	0.26	7295	7358	7228	181343	208.14	9.41	131.20		
75										
76										
77	LINGTON/HANKFORT, KENTUCKY (HUIE GRASS)									
78	0.11	7476	7556	7441	320061	1045.77	67.21	1069.70	.01	
79										
80										
81	LINCOLN, NEBRASKA (LINCOLN MUNI)									
82	0.26	7193	7360	7120	177227	268.52	75.43	448.79		
83										
84										
85	LITTLE ROCK, ARKANSAS (ADAMS FIELD)									
86	0.23	12641	12803	12218	648043	1852.87	90.65	2063.17	22.49	
87										
88										
89	Lubbock, TEXAS (Lubbock Regional)									
90	0.16	9375	9515	9294	469215	677.26	1.84	349.24		
91										
92										
93	MADISON, WISCONSIN (TRUXAL FIELD)									
94	0.12	10806	10967	10492	352745	1045.68	9.98	468.77		
95										
96										
97	MELBORNE, FLORIDA (CAPT. KENNEDY REGIONAL)									
98	0.06	3722	3761	3714	184059	320.06	26.47	1.22		
99										
100										
101	MIDLAND/ODESSA, TEXAS (MIDLAND REGIONAL)									
102	0.17	8218	8388	8181	491157	936.71	2.92	473.48		
103										
104										
105	MORFIS, M./PASCAGOULA, MISS. (MORFIS FIELD)									
106	0.11	10201	10415	10139	324094	374.57	55.30	379.58	1.90	
107										
108										
109	MUSKOGEE, ILLINOIS/DAVENPORT, IOWA (MUSKOGEE CITY)									
110	0.09	9447	9641	9284	277259	331.53	15.38	766.25	17.10	
111										
112										

TABLE 8.
 AIRCRAFT DEPARTURES, ENPLANED REVENUE PASSENGERS, AND ENPLANED REVENUE TONS OF CARGO AND MAIL IN TOTAL
 OPERATIONS, ALL SERVICES AT SMALL AIR TRAFFIC HUBS

12 MONTHS ENDED DECEMBER 31, 1980

L i n e No.	Community (Airport Name) Percent of Enplanements	Aircraft departures			Enplaned passengers	Enplaned revenue tons				
		Total performed	Scheduled	Scheduled completed		Freight	Express	U.S. Mail		Foreign mail
								Priority	Nonpriority	
1	2	3	4	5	6	7	8	9	10	
1	MONTGOMERY, ALABAMA									
2	(MANNELLY FIELD)									
3	0.07	4677	4633	4581	202350	465.68	23.95	309.01		
4										
5	PENSACOLA, FLORIDA									
6	(PENSACOLA REGIONAL)									
7	0.08	4705	4750	4676	247834	360.53	144.65	2226.70	3.89	.08
8										
9	PEORIA, ILLINOIS									
10	(GREATER PEORIA)									
11	0.06	7981	8494	7895	195833	669.16	.06	390.42	.83	
12										
13	PORTLAND, MAINE									
14	(PORTLAND INTERNATIONAL JEFFERSON)									
15	0.03	4857	4950	4884	251552	1113.56	20.00	328.72		
16										
17	PROVIDENCE, RHODE ISLAND									
18	(PROVIDENCE FRANKS GREENE STATE)									
19	0.15	9534	9633	9487	459316	1184.39	35.29	1601.60	6.87	
20										
21	RAPID CITY, SOUTH DAKOTA									
22	(RAPID CITY REGIONAL)									
23	0.05	5400	5461	5384	143451	272.45	13.18	259.05	1.62	
24										
25	RICHMOND, VIRGINIA									
26	(RICHMOND BYRON FIELD)									
27	0.20	18407	20315	18290	619775	1268.53	20.21	916.80	1.28	
28										
29	ROANOKE, VIRGINIA									
30	(ROANOKE MUNI)									
31	0.14	11496	13716	13430	382167	1146.07	5.47	207.41		
32										
33	ROCHESTER, MINNESOTA									
34	(ROCHESTER MUNI)									
35	0.09	5324	5241	5280	152128	209.87	.78	34.31		
36										
37	SALT LAKE CITY/HIGHLAND, UTAH									
38	(SALT LAKE CITY)									
39	0.06	5711	5309	5679	191130	255.91	10.25	149.30		
40										
41	SAN JUAN/MONTEREY, CALIFORNIA									
42	(PENINSULA)									
43	0.07	7694	8056	7647	207536	220.05	20.39	8.61	.55	
44										
45	SANTA BARBARA, CALIFORNIA									
46	(SANTA BARBARA)									
47	0.07	13931	14478	13536	218521	105.32	29.45	3.22	.11	
48	(SANTA MARTA PUBLIC)									
49	0.09	2775	2644	2521	24494	7.03				
50										
51	COMMUNITY TOTAL									
52	0.07	16706	17122	16057	243015	112.35	29.45	3.22	.11	
53										
54	SARASOTA/PADRENTON, FLORIDA									
55	(SARASOTA-PADRENTON)									
56	0.20	11298	11429	11259	575194	773.32	35.47	5.02	.15	
57										
58	SAVANNAH, GEORGIA									
59	(SAVANNAH MUNI)									
60	0.13	5628	5656	5607	370649	492.24	11.36	171.93		
61										
62	SCRANTON/WILKES-BARRE, PENNA.									
63	(WILKES-BARRE-SCRANTON)									
64	0.05	3169	3403	3154	151498	168.16	1.71	47.77	.65	
65										
66	SHREVEPORT, LOUISIANA									
67	(GREATER SHREVEPORT MUNI)									
68	0.14	11176	11221	11161	420224	1576.65	29.59	1239.35		
69										
70	STOCK FALLS, SOUTH DAKOTA									
71	(JOE FOSS FIELD)									
72	0.08	11007	11296	13870	233851	809.05	13.17	1022.77	2.73	
73										
74	SOUTH BEND, INDIANA									
75	(ST. JOSEPH COUNTY)									
76	0.05	6353	6432	6277	159349	332.51	21.95	138.52		
77										
78	TALLAHASSEE, FLORIDA									
79	(TALLAHASSEE MUNI)									
80	0.10	7401	7473	7351	303719	2178.79	819.66	43384.61	231.46	
81										
82	TULSA, OKLA.									
83	(TULSA EXPRESS)									
84	0.09	8605	8686	8549	274162	510.03	32.89	26672.66	.46	
85										
86	WICHITA, KANSAS									
87	(WICHITA MUNI)									
88	0.19	16524	17061	16441	560407	2920.33	25.78	2946.24	9.08	
89										
90	OVER-ALL TOTAL									
91	SMALL HUBS									
92	0.04	598559	608738	588536	2339324	70688.62	3106.87	145112.08	3003.54	.14
93										
94										
95										
96										
97										
98										
99										
100										
101										
102										
103										
104										
105										
106										
107										
108										
109										
110										
111										
112										

TABLE 6
 ENPLANED REVENUE PASSENGERS, ENPLANED REVENUE TONS OF CARGO AND MAIL, AND AIR TRAFFIC
 HUB CLASSIFICATIONS, BY TYPE OF OPERATION, BY TYPE OF SERVICE, BY COMMUNITY, AND BY CARRIER
 12 MONTHS ENDED DECEMBER 31, 1980

No.	Area, state or country Community (Airport name) Carrier Type of operation Type of service Hub type and percent of enplanements	Enplaned passengers	Enplaned revenue tons					Foreign mail	Total cargo and mail
			Freight	Express	Priority	U.S. Mail Nonpriority	Total		
1	2	3	4	5	6	7	8	9	
1	50 U.S. STATES-----								
2	ALABAMA								
3	ANNISTON	N 0.00							
4	(ANNISTON-CALHOUN COUNTY)							95.29	
5	RC DOMESTIC-----SCHEDULED	25693	95.26	.03					
6	BIRMINGHAM	M 0.25							
7	(BIRMINGHAM MUNI)							137.82	
8	AL DOMESTIC-----SCHEDULED	32946	85.93	.86	51.03		51.03		
9	AN DOMESTIC-----SCHEDULED	280	.03					.03	
10	DL DOMESTIC-----SCHEDULED	366614	1252.75	02.85	1572.37		1572.37	2887.97	
11	DL DOMESTIC-----NONSCHEDULED	230							
12	ALL SERVICES	366844	1252.75	02.85	1572.37		1572.37	2887.97	
13	FA DOMESTIC-----SCHEDULED	107838	286.09	51.66	821.07	21.24	842.31	1182.00	
14	RC DOMESTIC-----SCHEDULED	148611	369.69	12.99	487.52		487.52	870.20	
15	UA DOMESTIC-----SCHEDULED	27043	105.74	0.00	283.21	2.53	285.74	397.48	
16	UA DOMESTIC-----NONSCHEDULED	1735							
17	ALL SERVICES	28778	105.74	0.00	283.21	2.53	285.74	397.48	
18	COMMUNITY TOTAL								
19	DOMESTIC-----SCHEDULED	701332	2102.23	136.30	3215.20	23.77	3238.97	5475.50	
20	DOMESTIC-----NONSCHEDULED	1965							
21	ALL SERVICES	703297	2102.23	136.30	3215.20	23.77	3238.97	5475.50	
22	ATHAN	N 0.00							
23	(ATHAN)							464.79	
24	RC DOMESTIC-----SCHEDULED	7633	402.89	1.27	60.07		60.07		
25	GAZSDEN	N 0.00							
26	(GAZSDEN MUNI)							19.57	
27	RC DOMESTIC-----SCHEDULED	945	19.57						
28	HUNTSVILLE/DECATUR	S 0.06							
29	(HUNTSVILLE COUNTY JETPORT)							441.37	
30	RC DOMESTIC-----SCHEDULED	176671	390.14	3.27	47.96		47.96		
31	UA DOMESTIC-----SCHEDULED	6116	292.32	3.57	32.25		32.25	328.14	
32	UA DOMESTIC-----NONSCHEDULED	329							
33	ALL SERVICES	61492	292.32	3.57	32.25		32.25	328.14	
34	COMMUNITY TOTAL								
35	DOMESTIC-----SCHEDULED	79034	682.46	6.84	80.21		80.21	769.51	
36	DOMESTIC-----NONSCHEDULED	329							
37	ALL SERVICES	79363	682.46	6.84	80.21		80.21	769.51	
38	MOBILE/PASCAGOULA	S 0.11							
39	(HATES FIELD)							516.04	
40	LA DOMESTIC-----SCHEDULED	10271	152.94	52.59	308.61	1.90	310.51		
41	PA DOMESTIC-----SCHEDULED	36327	51.42	.06	20.20		20.20	71.68	
42	RC DOMESTIC-----SCHEDULED	102340	162.13	2.63	49.58		49.58	214.34	
43	RC DOMESTIC-----NONSCHEDULED	41							
44	ALL SERVICES	102381	162.13	2.63	49.58		49.58	214.34	
45	TL DOMESTIC-----SCHEDULED	20031	8.08	.02	1.19		1.19	9.29	
46	TL DOMESTIC-----NONSCHEDULED	84							
47	ALL SERVICES	20115	8.08	.02	1.19		1.19	9.29	
48	COMMUNITY TOTAL								
49	DOMESTIC-----SCHEDULED	323969	374.57	55.30	379.58	1.90	381.48	811.35	
50	DOMESTIC-----NONSCHEDULED	129							
51	ALL SERVICES	324098	374.57	55.30	379.58	1.90	381.48	811.35	
52	MONTGOMERY	S 0.07							
53	(GANNETT FIELD)							708.47	
54	DL DOMESTIC-----SCHEDULED	156651	400.72	20.10	287.65		287.65		
55	DL DOMESTIC-----NONSCHEDULED	352							
56	ALL SERVICES	157003	400.72	20.10	287.65		287.65	708.47	
57	FA DOMESTIC-----SCHEDULED	2402	20.57	3.48	17.56		17.56	41.61	
58	RC DOMESTIC-----SCHEDULED	21605	44.39	.37	3.80		3.80	48.56	
59	RC DOMESTIC-----NONSCHEDULED	20							
60	ALL SERVICES	21705	44.39	.37	3.80		3.80	48.56	
61	COMMUNITY TOTAL								
62	DOMESTIC-----SCHEDULED	201978	465.68	23.95	309.01		309.01	798.64	
63	DOMESTIC-----NONSCHEDULED	372							
64	ALL SERVICES	202350	465.68	23.95	309.01		309.01	798.64	
65	MUS. SHOALS-FIELD-SHEFF-TUSCOMB	N 0.00							
66	(MUSCOP SHOALS)							103.23	
67	RC DOMESTIC-----SCHEDULED	7446	103.19		.04		.04		
68									
69									
70									
71									
72									
73									
74									
75									
76									
77									
78									
79									
80									
81									
82									
83									
84									
85									
86									
87									
88									
89									
90									
91									
92									
93									
94									
95									
96									
97									
98									
99									
100									
101									
102									
103									
104									
105									
106									
107									
108									
109									
110									
111									
112									

TABLE 6
 ENPLANED REVENUE PASSENGERS, ENPLANED REVENUE TONS OF CARGO AND MAIL, AND AIR TRAFFIC
 HUB CLASSIFICATIONS, BY TYPE OF OPERATION, BY TYPE OF SERVICE, BY COMMUNITY, AND BY CARRIER

12 MONTHS ENDED DECEMBER 31, 1960

No.	Area, state or country Community (Airport name) Carrier Type of operation Type of service Hub type and percent of enplanements	Enplaned passengers	Enplaned revenue tons						
			Freight	Express	Priority	U. S. Mail Nonpriority	Total	Foreign mail	Total cargo and mail
	1	2	3	4	5	6	7	8	9
1	ALABAMA (CONT.)								
2	MOBILE (MOB)								
3	(VAN DE GRAAFF)								
4	WF DOMESTIC-----SCHEDULED	2,792	36.43	.05	12.52		12.52		49.00
5	NONSCHEDULED	126							
6	ALL SERVICES	2,918	36.43	.05	12.52		12.52		49.00
10	ALASKA								
11	ANCHORAGE (ANCH)								
12	(ALASKA ISLANDS)								
13	WF DOMESTIC-----SCHEDULED	5398	59.23		151.71		151.71		206.94
14	NONSCHEDULED	107	6.09		.23				6.32
15	ALL SERVICES	5505	65.32		151.94		151.94		213.26
21	ARHICK (ARHICK SPA)								
22	WF DOMESTIC-----SCHEDULED	298	.23		.68		.89		1.09
23	NONSCHEDULED	38	.15						.15
24	ALL SERVICES	336	.38		.68		.89		1.24
31	ARIACAK (ARIACAK)								
32	WF DOMESTIC-----SCHEDULED	279			4.57		4.57		4.57
41	ARTAR (ARTAR)								
42	WF DOMESTIC-----SCHEDULED	134	.10		2.63		2.63		2.73
51	ALAKAMIK (ALAKAMIK)								
52	WF DOMESTIC-----SCHEDULED	956	3.76		11.57		11.55		15.31
61	ATERNAGER (ATERNAGER APT.)								
62	WF DOMESTIC-----SCHEDULED	9	.98		1.65		1.10		3.73
71	AITAKLAWAY BAY (AITAK SPA)								
72	WF DOMESTIC-----SCHEDULED	203	.28		.39		.12		.79
73	NONSCHEDULED	131			.06		.06		.06
74	ALL SERVICES	334	.28		.45		.12		.83
81	AITAKAKET (AITAKAKET)								
82	WF DOMESTIC-----SCHEDULED				1.85		1.85		1.85
91	AMBER (AMBER RIVER)								
92	WF DOMESTIC-----SCHEDULED	591	2.61		5.93		.06		8.60
101	AMOUK BAY (AMOUK BAY)								
102	WF DOMESTIC-----SCHEDULED	37	.10		.07		.10		.27
103	NONSCHEDULED	11							
104	ALL SERVICES	48	.10		.07		.10		.27
111	ANAKATIVUK (ANAKATIVUK PASS)								
112	WF DOMESTIC-----SCHEDULED				2.45		2.45		2.45
121	ANCHORAGE (ANCHORAGE INTERNATIONAL)								
122	AS DOMESTIC-----SCHEDULED	248495	3285.85		912.24		951.30		5149.39
123	NONSCHEDULED	227	51.28						51.28
124	ALL SERVICES	248722	3337.13		912.24		951.30		5200.67
131	WF DOMESTIC-----SCHEDULED		995.35		341.84		305.95		1643.14
132	NONSCHEDULED	1886	1895.92						1895.92
133	ALL SERVICES	1886	996.27		341.84		305.95		1644.06
141	FT DOMESTIC-----SCHEDULED		62222.29	2.64	579.41		1965.94		64770.28
142	NONSCHEDULED		53.54						53.54
143	ALL SERVICES		62275.83	2.64	579.41		1965.94		64823.82
151	FT INTERNATIONAL--SCHEDULED		36139.48		1821.33		1043.69		39004.50
152	NONSCHEDULED	966	1895.58						1895.58
153	ALL SERVICES	966	38035.06		1821.33		1043.69		40900.08
161	FT TOTAL-----SCHEDULED		98361.77	2.64	2400.74		3009.63		103774.78
162	NONSCHEDULED	966	1949.12						1949.12
163	ALL SERVICES	966	100310.89	2.64	2400.74		3009.63		105723.90
171	WF DOMESTIC-----SCHEDULED	123440	3173.53	2.09	649.87		119.09		3944.58

TABLE 6
 ENPLANED REVENUE PASSENGERS, ENPLANED REVENUE TONS OF CARGO AND MAIL, AND AIR TRAFFIC
 HUB CLASSIFICATIONS, BY TYPE OF OPERATION, BY TYPE OF SERVICE, BY COMMUNITY, AND BY CARRIER
 12 MONTHS ENDED DECEMBER 31, 1983

Line No.	Area, state or country Community (Airport name) Carrier Type of operation Type of service Hub type and percent of enplanements	Enplaned revenue tons							
		Enplaned passengers	Freight	Express	Priority	U. S. Mail Nonpriority	Total	Foreign mail	Total cargo and mail
1	2	3	4	5	6	7	8	9	
1	ANCHORAGE INTERNATIONAL (CONT.)								
2	NW INTERNATIONAL--SCHEDULED	12431	3796.67		529.82	51.18	581.00	22.25	4399.92
3	NW TOTAL-----SCHEDULED	135871	6970.20	2.09	1179.69	170.27	1349.96	22.25	8344.50
4	PA INTERNATIONAL--SCHEDULED	162							
5	RV DOMESTIC-----SCHEDULED	24223	1211.05		2399.88		2399.88		3610.93
6	NONSCHEDULED	1251	69.03						69.03
7	ALL SERVICES	25474	1280.08		2399.88		2399.88		3679.96
8	WA DOMESTIC-----SCHEDULED	206571	2715.36	795.79	850.27	47.99	898.28		4409.54
9	NONSCHEDULED	224							
10	ALL SERVICES	208815	2715.36	795.79	850.27	47.99	898.28		4409.54
11	WA INTERNATIONAL--SCHEDULED	790	1.64		1.42		1.42		3.06
12	WA TOTAL-----SCHEDULED	209492	2717.00	795.79	851.71	47.99	899.70		4412.60
13	NONSCHEDULED	224							
14	ALL SERVICES	209716	2717.00	795.79	851.71	47.99	899.70		4412.60
15	WE DOMESTIC-----SCHEDULED	262535	18329.35		10127.00	6189.04	16316.10		34645.45
16	NONSCHEDULED	1676	536.39						536.39
17	ALL SERVICES	264211	18865.74		10127.00	6189.04	16316.10		35181.84
18	AIRPORT TOTAL								
19	DOMESTIC-----SCHEDULED	867264	91932.78	800.52	15860.59	9579.31	25440.01		118173.31
20	NONSCHEDULED	5264	711.16						711.16
21	ALL SERVICES	872528	92643.94	800.52	15860.59	9579.31	25440.01		118884.47
22	INTERNATIONAL--SCHEDULED	13383	39937.79		2352.57	1094.87	3447.44	22.25	43407.48
23	NONSCHEDULED	966	1895.58						1895.58
24	ALL SERVICES	14349	41833.37		2352.57	1094.87	3447.44	22.25	45303.06
25	TOTAL-----SCHEDULED	880647	131870.57	800.52	18213.16	10674.18	28887.45	22.25	161580.79
26	NONSCHEDULED	6230	2606.74						2606.74
27	ALL SERVICES	886877	134477.31	800.52	18213.16	10674.18	28887.45	22.25	164187.53
28	(EL PASO) (AFB)	0.00							
29	WA DOMESTIC-----SCHEDULED	131			.11		.11		.11
30	AIRPORT TOTAL								
31	DOMESTIC-----SCHEDULED	131			.11		.11		.11
32	COMMUNITY TOTAL BY CARRIER								
33	AS DOMESTIC-----SCHEDULED	248493	3285.85		912.24	951.30	1863.54		5149.39
34	NONSCHEDULED	227	51.28						51.28
35	ALL SERVICES	248722	3337.13		912.24	951.30	1863.54		5200.67
36	BF DOMESTIC-----SCHEDULED		995.35		341.04	305.95	647.79		1643.14
37	NONSCHEDULED	1886	.92						.92
38	ALL SERVICES	1886	996.27		341.04	305.95	647.79		1644.06
39	FT DOMESTIC-----SCHEDULED		62222.29	2.64	579.41	1967.94	2545.35		64770.28
40	NONSCHEDULED		53.54						53.54
41	ALL SERVICES		62275.83	2.64	579.41	1967.94	2545.35		64823.82
42	FT INTERNATIONAL--SCHEDULED		36139.48		1821.33	1043.69	2865.02		39045.50
43	NONSCHEDULED	966	1895.58						1895.58
44	ALL SERVICES	966	38095.06		1821.33	1043.69	2865.02		40941.08
45	FT TOTAL-----SCHEDULED		98361.77	2.64	2400.74	3009.63	5410.37		103774.78
46	NONSCHEDULED	966	1949.12						1949.12
47	ALL SERVICES	966	100310.89	2.64	2400.74	3009.63	5410.37		105723.90
48	NW DOMESTIC-----SCHEDULED	123440	3173.53	2.09	649.87	119.09	768.96		3944.58
49	NW INTERNATIONAL--SCHEDULED	12431	3796.67		529.82	51.18	581.00	22.25	4399.92
50	NW TOTAL-----SCHEDULED	135871	6970.20	2.09	1179.69	170.27	1349.96	22.25	8344.50
51	PA INTERNATIONAL--SCHEDULED	162							
52	RV DOMESTIC-----SCHEDULED	24223	1211.05		2399.88		2399.88		3610.93
53	NONSCHEDULED	1251	69.03						69.03
54	ALL SERVICES	25474	1280.08		2399.88		2399.88		3679.96
55	WA DOMESTIC-----SCHEDULED	206570	2715.36	795.79	850.40	47.99	898.39		4409.54
56	NONSCHEDULED	224							
57	ALL SERVICES	208794	2715.36	795.79	850.40	47.99	898.39		4409.54
58	WA INTERNATIONAL--SCHEDULED	790	1.64		1.42		1.42		3.06
59	WA TOTAL-----SCHEDULED	209492	2717.00	795.79	851.82	47.99	899.81		4412.60
60	NONSCHEDULED	224							
61	ALL SERVICES	209716	2717.00	795.79	851.82	47.99	899.81		4412.60
62	WE DOMESTIC-----SCHEDULED	262535	18329.35		10127.00	6189.04	16316.10		34645.45
63	NONSCHEDULED	1676	536.39						536.39
64	ALL SERVICES	264211	18865.74		10127.00	6189.04	16316.10		35181.84
65	COMMUNITY TOTAL								
66	DOMESTIC-----SCHEDULED	867395	91932.78	800.52	15860.70	9579.31	25440.01		118173.31
67	NONSCHEDULED	5264	711.16						711.16
68	ALL SERVICES	872659	92643.94	800.52	15860.70	9579.31	25440.01		118884.47
69	INTERNATIONAL--SCHEDULED	13383	39937.79		2352.57	1094.87	3447.44	22.25	43407.48
70	NONSCHEDULED	966	1895.58						1895.58
71	ALL SERVICES	14349	41833.37		2352.57	1094.87	3447.44	22.25	45303.06
72	TOTAL-----SCHEDULED	880778	131870.57	800.52	18213.27	10674.18	28887.45	22.25	161580.79
73	NONSCHEDULED	6230	2606.74						2606.74
74	ALL SERVICES	887008	134477.31	800.52	18213.27	10674.18	28887.45	22.25	164187.53
75	AMSTAR (AMSTAR)	0.00							
76	WE DOMESTIC-----SCHEDULED	2946	166.48		828.19	8.95	837.14		1003.62

TABLE 6
 ENPLANED REVENUE PASSENGERS, ENPLANED REVENUE TONS OF CARGO AND MAIL, AND AIR TRAFFIC
 HUB CLASSIFICATIONS, BY TYPE OF OPERATION, BY TYPE OF SERVICE, BY COMMUNITY, AND BY CARRIER
 12 MONTHS ENDED DECEMBER 31, 1980

1	2	3	4	Enplaned revenue tons			8	9
				5	6	7		
Area, state or country Community Airport name Carrier Type of operation Type of service Hub type and percent of enplanements	Enplaned passengers	Freight	Express	Priority	U.S. Mail Nonpriority	Total	Foreign mail	Total cargo and mail
ALASKA (CONT.)								
ANVIK (ANVIK)	N C.O.O							
WF DOMESTIC-----SCHEDULED				4.05		4.05		4.05
ARCTIC VILLAGE (ARCTIC VILLAGE)	N C.O.O							
WF DOMESTIC-----SCHEDULED	46	.07		3.75		3.75		3.82
ATNAUTLUAK (ATNAUTLUAK)	N C.O.O							
WF DOMESTIC-----SCHEDULED	193			2.41		2.41		2.41
BARROW (WILEY POST-WILL ROGERS MEM)	N C.O.O							
WF DOMESTIC-----SCHEDULED	24545	306.38		209.81	54.22	264.03		570.41
UNNSCHEDULED		.12						.12
ALL SERVICES	24545	306.50		209.81	54.22	264.03		570.53
BARTER ISLAND (BARTER ISLAND AFS)	N C.O.O							
WF DOMESTIC-----SCHEDULED	53			6.67		6.67		6.67
BEAVER (BEAVER)	N C.O.O							
WF DOMESTIC-----SCHEDULED	58	.06		2.15	.19	2.34		2.40
BETHEL (BETHEL)	N C.O.O							
WF DOMESTIC-----SCHEDULED		.01						.01
UNNSCHEDULED	46478	2744.10		3165.08	110.70	3275.78		6019.88
ALL SERVICES	46796	2744.88		3165.08	110.70	3275.78		6020.66
COMMUNITY TOTAL								
WF DOMESTIC-----SCHEDULED	46478	2744.11		3165.08	110.70	3275.78		6019.89
UNNSCHEDULED	318	.78						.78
ALL SERVICES	46796	2744.89		3165.08	110.70	3275.78		6020.67
BETTLES (BETTLES)	N C.O.O							
WF DOMESTIC-----SCHEDULED				17.84		17.84		17.84
BIRCH CREEK (BIRCH CREEK)	N C.O.O							
WF DOMESTIC-----SCHEDULED	18			.16		.16		.16
BORNIFF/RUBY CREEK (BORNIFF-UPPER)	N C.O.O							
BUCKLAND (BUCKLAND)	N C.O.O							
WF DOMESTIC-----SCHEDULED	448	4.91		4.50		4.50		9.41
XY DOMESTIC-----SCHEDULED	93	1.01		.56		.56		1.57
COMMUNITY TOTAL	541	5.92		5.06		5.06		10.98
CANDLE (CANDLE NO. 2)	N C.O.O							
WF DOMESTIC-----SCHEDULED	6			.09		.09		.63
XY DOMESTIC-----SCHEDULED	44	.54						
COMMUNITY TOTAL	50	.54		.09		.09		.63
CAPE LISBURNE (CAPE LISBURNE AFS)	N C.O.O							
WF DOMESTIC-----SCHEDULED	198	2.05		6.36	.01	6.37		8.42
CAPE NEWENHAM (CAPE NEWENHAM AFS)	N C.O.O							
WF DOMESTIC-----SCHEDULED	252	.13		9.75		9.75		9.88
CAPE ROMANZOF (CAPE ROMANZOF AFS)	N C.O.O							
WF DOMESTIC-----SCHEDULED	344	1.02		10.05		10.05		11.07

TABLE 6
ENPLANED REVENUE PASSENGERS, ENPLANED REVENUE TONS OF CARGO AND MAIL, AND AIR TRAFFIC
HUB CLASSIFICATIONS, BY TYPE OF OPERATION, BY TYPE OF SERVICE, BY COMMUNITY, AND BY CARRIER
12 MONTHS ENDED DECEMBER 31, 1960

No.	Area, state or country Community Airport name Carrier Type of operation Type of service Hub type and percent of enplanements	Enplaned passengers	Freight	Express	Priority	U. S. Mail		Foreign mail	Total cargo and mail
						Nonpriority	Total		
	ALASKA (CONT.)								
1	CENTRAL (CENTRAL) WE DOMESTIC-----SCHEDULED	15			2.33	.05	2.38		2.38
2	CHALKYITSIK (CHALKYITSIK) WE DOMESTIC-----SCHEDULED	64			1.15		1.15		1.15
3	CHANDALAR (CHANDALAR LAKE) N. C. 30								
4	CHEVAK (CHEVAK) WE DOMESTIC-----SCHEDULED	976	1.14		10.02		10.62		11.96
5	CHITKORAK (CHITKORAK SP. BASE) WE DOMESTIC-----SCHEDULED	323	2.40		3.46		3.96		6.36
6	CIRCLE (CIRCLE CITY) WE DOMESTIC-----SCHEDULED	17			3.95	.08	4.03		4.03
7	CIRCLE FDT SPRINGS (CIRCLE FDT SPRINGS MONTE) WE DOMESTIC-----SCHEDULED	9							
8	CLARKS POINT (CLARKS POINT) WE DOMESTIC-----SCHEDULED	124	.30		3.89	.45	4.32		4.62
9		6							
10		128	.30		3.89	.45	4.32		4.62
11									
12									
13	COLE BAY (COLE BAY) WE DOMESTIC-----SCHEDULED	24870	439.85		475.73		475.73		915.58
14		68	15.73						15.73
15		24966	455.58		475.73		475.73		931.31
16									
17									
18									
19	COOLVA (COOLVA-MILL IS.) WE DOMESTIC-----SCHEDULED	14792	217.93		33.52	36.35	72.17		290.10
20									
21	COUNCH (COUNCH CREEK) WE DOMESTIC-----SCHEDULED	1							
22									
23									
24	CROOKED CREEK (CROOKED CREEK) WE DOMESTIC-----SCHEDULED				1.86		1.86		1.86
25									
26									
27	CADDOUS (CADDOS) WE DOMESTIC-----SCHEDULED	12630	670.27		21.10	7.61	28.71		698.98
28		209	12.00						12.00
29		12839	682.27		21.10	7.61	28.71		710.98
30									
31									
32	DEERING (DEERING) WE DOMESTIC-----SCHEDULED	185	1.43		3.35		3.35		4.78
33									
34	DEY (DEY) WE DOMESTIC-----SCHEDULED	133	.89		1.11		1.11		2.00
35									
36	COMMUNITY TOTAL DOMESTIC-----SCHEDULED	518	2.32		4.46		4.46		6.78
37									
38									
39	DILLINGHAM (DILLINGHAM MONTE) WE DOMESTIC-----SCHEDULED	1646	101.84		297.31	130.93	428.24		530.08
40		162	4.61		.86		.86		38.04
41		1802	106.45	32.57	298.17	130.93	429.10		568.12
42									
43									
44									
45									
46									
47									
48									
49									
50									
51									
52									
53									
54									
55									
56									
57									
58									
59									
60									
61									
62									
63									
64									
65									
66									
67									
68									
69									
70									
71									
72									
73									
74									
75									
76									
77									
78									
79									
80									
81									
82									
83									
84									
85									
86									
87									
88									
89									
90									
91									
92									
93									
94									
95									
96									
97									
98									
99									
100									
101									
102									
103									
104									
105									
106									
107									
108									
109									
110									
111									
112									

TABLE 6
ENPLANED REVENUE PASSENGERS, ENPLANED REVENUE TONS OF CARGO AND MAIL, AND AIR TRAFFIC
HUB CLASSIFICATIONS, BY TYPE OF OPERATION, BY TYPE OF SERVICE, BY COMMUNITY, AND BY CARRIER

12 MONTHS ENDED DECEMBER 31, 1960

Area, state or country Community Airport name Carrier Type of operation Type of service Hub type and percent of enplanements	Enplaned passengers	Enplaned revenue					Enplaned cargo and mail	Enplaned air traffic
		Freight	Express	Priority	U.S. Mail	Total		
ALASKA (DUTCH HARBOR) (DUTCH HARBOR)	N C-00							
NW DOMESTIC-----SCHEDULED	1,196	84.59		67.00		67.00	152.47	
NW DOMESTIC-----NONSCHEDULED	136	51.7					51.7	
ALL SERVICES	1,330	87.09		67.00		67.00	152.47	
ALASKA (FAIRBANKS) (FAIRBANKS)	N C-00							
NW DOMESTIC-----SCHEDULED	77	.07		4.70		4.70	5.12	
ALASKA (FAIRBANKS) (FAIRBANKS)	N C-00							
NW DOMESTIC-----SCHEDULED	395	1.45		2.90		2.90	4.49	
ALASKA (FAIRBANKS) (FAIRBANKS)	N C-00							
NW DOMESTIC-----SCHEDULED	325	3.56		6.09		6.09	10.56	
NW DOMESTIC-----NONSCHEDULED	4	.25					.25	
ALL SERVICES	333	3.79		6.09		6.09	10.81	
ALASKA (FAIRBANKS) (FAIRBANKS)	N C-00							
NW DOMESTIC-----SCHEDULED	40	.20		.93		1.06	1.26	
NW DOMESTIC-----NONSCHEDULED	1							
ALL SERVICES	41	.20		.93		1.06	1.26	
ALASKA (FAIRBANKS) (FAIRBANKS)	N C-00							
NW DOMESTIC-----SCHEDULED	119	.38		1.47		1.85	2.27	
NW DOMESTIC-----NONSCHEDULED	1							
ALL SERVICES	120	.38		1.47		1.85	2.27	
ALASKA (FAIRBANKS) (FAIRBANKS)	N C-00							
NW DOMESTIC-----SCHEDULED	163	.31		2.66		2.66	2.97	
ALASKA (FAIRBANKS) (FAIRBANKS)	S C-07							
AS DOMESTIC-----SCHEDULED	11,237	558.36		499.29		591.36	1,149.74	
AS DOMESTIC-----NONSCHEDULED		.02					.02	
AS DOMESTIC-----ALL SERVICES	32	1.99					1.99	
AS DOMESTIC-----SCHEDULED	32	2.01					2.01	
AS DOMESTIC-----NONSCHEDULED	20533	399.97	.11	125.94		5.79	131.73	
AS DOMESTIC-----ALL SERVICES	60811	2743.92		1634.03		1404.33	3638.96	
AS DOMESTIC-----NONSCHEDULED	103	3.56					3.56	
AS DOMESTIC-----ALL SERVICES	60914	2747.50		1634.03		1404.33	3638.96	
COMMUNITY TOTAL								
DOMESTIC-----SCHEDULED	206641	3702.27	.11	2259.86		1502.21	3762.07	
DOMESTIC-----NONSCHEDULED	195	5.57					5.57	
DOMESTIC-----ALL SERVICES	206836	3707.84	.11	2259.86		1502.21	3767.64	
ALASKA (FAIRBANKS) (FAIRBANKS)	N C-00							
NW DOMESTIC-----SCHEDULED				.71		.71	.71	
ALASKA (FAIRBANKS) (FAIRBANKS)	N C-00							
NW DOMESTIC-----SCHEDULED				1.83		1.83	1.83	
ALASKA (FAIRBANKS) (FAIRBANKS)	N C-00							
NW DOMESTIC-----SCHEDULED	633	5.30		137.96		17.94	161.20	
ALASKA (FAIRBANKS) (FAIRBANKS)	N C-00							
NW DOMESTIC-----SCHEDULED	3774	143.98		686.99		15.19	846.16	
ALASKA (FAIRBANKS) (FAIRBANKS)	N C-00							
NW DOMESTIC-----SCHEDULED	1380	20.05		48.50		48.50	68.55	
ALASKA (FAIRBANKS) (FAIRBANKS)	N C-00							
NW DOMESTIC-----SCHEDULED	46	.28		1.28		1.28	1.56	

TABLE 6
 ENPLANED REVENUE PASSENGERS, ENPLANED REVENUE TONS OF CARGO AND MAIL, AND AIR TRAFFIC
 HUB CLASSIFICATIONS, BY TYPE OF OPERATION, BY TYPE OF SERVICE, BY COMMUNITY, AND BY CARRIER
 12 MONTHS ENDED DECEMBER 31, 1980

No.	Area, state or country Community Airport name Carrier Type of operation Type of service Hub type and percent of enplanements	Enplaned passengers	Freight	Express	Enplaned revenue tons			Foreign mail	Total cargo and mail
					Priority	U.S. Mail Nonpriority	Total		
	1	2	3	4	5	6	7	8	9
1	ALASKA (COUNTY)								
2	GOLDENMS BAY (GOLDENMS)	N C-00							
3	WE DOMESTIC-----SCHEDULED	294	2.65		3.86		3.86		6.51
4									
5									
6									
7									
8	GRANITE MOUNTAIN (GRANITE MT. AFS)	N C-00							
9	WE DOMESTIC-----SCHEDULED		.50						.50
10									
11									
12									
13									
14	GRAYLING (GRAYLING)	N C-00							
15	WE DOMESTIC-----SCHEDULED				4.12		4.12		4.12
16									
17									
18									
19									
20	GUSTAVUS (GUSTAVUS)	N C-00							
21	AS DOMESTIC-----SCHEDULED	11342	8.24		3.56		3.56		11.80
22									
23									
24									
25									
26	HOLY CROSS (HOLY CROSS)	N C-00							
27	WE DOMESTIC-----SCHEDULED				9.15		9.15		9.15
28									
29									
30									
31									
32	MUMER (MUMER MUNI)	N C-00							
33	WE DOMESTIC-----SCHEDULED	3530	121.15		4.83	5.15	9.98		131.13
34									
35									
36									
37									
38	MUIPHER BAY (MUIPHER BAY)	N C-00							
39	WE DOMESTIC-----SCHEDULED	1258	3.32		11.17	.02	11.19		14.51
40									
41									
42									
43									
44									
45	HUGHES (HUGHES MUNI)	N C-00							
46	WE DOMESTIC-----SCHEDULED				2.72		2.72		2.72
47									
48									
49									
50	MUSTI TA (MUSTI TA)	N C-00							
51	WE DOMESTIC-----SCHEDULED				3.27		3.27		3.27
52									
53									
54									
55									
56									
57	IGIUGIG (IGIUGIG)	N C-00							
58	KO DOMESTIC-----SCHEDULED	68	.08		.30	.16	.46		.54
59	NONSCHEDULED	3							
60	ALL SERVICES	71	.08		.30	.16	.46		.54
61									
62									
63									
64	ILAMNA (ILAMNA)	N C-00							
65	WE DOMESTIC-----SCHEDULED	3791	52.83		21.41		21.41		74.24
66									
67									
68									
69									
70	JUNEAU (JUNEAU MUNI)	S C-05							
71	AS DOMESTIC-----SCHEDULED	131972	1016.63		520.35	138.10	658.45		1675.08
72	NONSCHEDULED	212							
73	ALL SERVICES	132184	1016.63		520.35	138.10	658.45		1675.08
74	WE DOMESTIC-----SCHEDULED	23727	224.73		118.89	4.99	123.88		348.61
75									
76									
77									
78	COMMUNITY TOTAL DOMESTIC-----SCHEDULED	155659	1241.36		639.24	143.09	782.33		2023.69
79	NONSCHEDULED	212							
80	ALL SERVICES	155911	1241.36		639.24	143.09	782.33		2023.69
81									
82									
83									
84									
85	KALSKAG (KALSKAG MUNI)	N C-00							
86	WE DOMESTIC-----SCHEDULED	87	.25		6.58		6.58		6.83
87									
88									
89									
90									
91	KALTAG (KALTAG)	N C-00							
92	WE DOMESTIC-----SCHEDULED				5.63		5.63		5.63
93									
94									
95									
96	KAPLUR (KAPLUR)	N C-00							
97	KO DOMESTIC-----SCHEDULED	445	.62		.90	.35	1.25		1.87
98	NONSCHEDULED	71	.17		.03		.03		.20
99	ALL SERVICES	516	.79		.93	.35	1.28		2.07
100									
101									
102									
103									
104									
105	KFNAT (KFNAT MUNI)	N C-00							
106	WE DOMESTIC-----SCHEDULED	5140	56.48		4.49	4.35	8.84		65.32
107									
108									
109									
110									
111									
112									

TABLE 6
 ENPLANED REVENUE PASSENGERS, ENPLANED REVENUE TONS OF CARGO AND MAIL, AND AIR TRAFFIC
 HUB CLASSIFICATIONS, BY TYPE OF OPERATION, BY TYPE OF SERVICE, BY COMMUNITY, AND BY CARRIER
 12 MONTHS ENDED DECEMBER 31, 1960

No.	Area, state or country Community (Airport name) Carrier Type of operation Type of service Hub type and percent of enplanements	Enplaned passengers	Enplaned revenue tons					Total cargo and mail	
			Freight	Express	Priority	U.S. Mail Nonpriority	Total		
		2	3	4	5	6	7	8	9
1	ALASKA (CONT.)								
2	KEETCHIKAN (KEETCHIKAN)								
3	AS DOMESTIC-----SCHEDULED	55961	380.10		186.67	30.89	217.56		597.66
4	WE DOMESTIC-----SCHEDULED	11689	101.50		14.59	.02	14.61		116.11
5	COMMUNITY TOTAL								
6	DOMESTIC-----SCHEDULED	67650	481.60		201.26	30.91	232.17		713.77
7									
8	ALASKA (CONT.)								
9	KIANA (KIANA PARKER MEMORIAL)								
10	WE DOMESTIC-----SCHEDULED	1237	1.41		7.13	.01	7.14		8.55
11									
12	KING SALMON (KING SALMON)								
13	WE DOMESTIC-----SCHEDULED	976	26.16		175.98	44.41	220.55		246.55
14	NONSCHEDULED	100	.64	1.70	.31		.01		2.35
15	ALL SERVICES	1076	26.80	1.70	175.99	44.41	220.40		248.90
16									
17	WE DOMESTIC-----SCHEDULED	607	4.01		11.10		11.10		15.11
18	NONSCHEDULED	48	.64		11.10		11.10		15.11
19	ALL SERVICES	648	4.01		11.10		11.10		15.11
20	WE DOMESTIC-----SCHEDULED	20544	165.75		33.03	75.11	108.14		476.89
21	COMMUNITY TOTAL								
22	DOMESTIC-----SCHEDULED	21922	190.92		220.11	119.52	339.63		738.55
23	NONSCHEDULED	146	.64	1.70	.31		.01		2.35
24	ALL SERVICES	22068	191.56	1.70	220.17	119.52	339.64		740.90
25									
26	ALASKA (CONT.)								
27	KEPNER (KEPNER)								
28	WE DOMESTIC-----SCHEDULED	629	1.46		6.86		6.06		10.32
29									
30	ALASKA (CONT.)								
31	KETCHIKAN (KETCHIKAN)								
32	WE DOMESTIC-----SCHEDULED	27	.12		.03	.04	.07		.19
33	NONSCHEDULED	2							
34	ALL SERVICES	29	.12		.03	.04	.07		.19
35									
36	ALASKA (CONT.)								
37	KIVALINA (KIVALINA)								
38	WE DOMESTIC-----SCHEDULED	771	1.76		4.36	.03	4.39		6.17
39									
40	ALASKA (CONT.)								
41	KORUK (KORUK/WIEN)								
42	WE DOMESTIC-----SCHEDULED	119	.43		2.66	.05	2.71		3.14
43									
44	ALASKA (CONT.)								
45	KODIAK (KODIAK MUNICIPAL/KODIAK SPB)								
46	KO DOMESTIC-----SCHEDULED		1.18						1.18
47	NONSCHEDULED	1							
48	ALL SERVICES	1	1.18						1.18
49									
50	ALASKA (CONT.)								
51	KODIAK (KODIAK ASZINNER HARBOR SPB)								
52	KO DOMESTIC-----SCHEDULED	4915	189.77		111.16	36.23	147.39		337.16
53	NONSCHEDULED	1602	26.48	2.64	2.22		2.22		31.34
54	ALL SERVICES	6517	216.25	2.64	113.38	36.23	149.61		368.50
55	WE DOMESTIC-----SCHEDULED	47748	746.79		105.35	167.56	272.91		1019.70
56	AIRPORT TOTAL								
57	DOMESTIC-----SCHEDULED	52663	936.56		216.51	203.79	420.30		1356.86
58	NONSCHEDULED	1602	26.48	2.64	2.22		2.22		31.34
59	ALL SERVICES	54265	963.04	2.64	218.73	203.79	422.52		1388.20
60	COMMUNITY TOTAL BY CARRIER								
61	KO DOMESTIC-----SCHEDULED	4915	190.95		111.16	36.23	147.39		338.34
62	NONSCHEDULED	1603	26.48	2.64	2.22		2.22		31.34
63	ALL SERVICES	6518	217.43	2.64	113.38	36.23	149.61		369.68
64	WE DOMESTIC-----SCHEDULED	47748	746.79		105.35	167.56	272.91		1019.70
65	COMMUNITY TOTAL								
66	DOMESTIC-----SCHEDULED	52665	937.74		216.51	203.79	420.30		1358.04
67	NONSCHEDULED	1603	26.48	2.64	2.22		2.22		31.34
68	ALL SERVICES	54268	964.22	2.64	218.73	203.79	422.52		1389.38
69									
70	ALASKA (CONT.)								
71	KONGIGANAK (KONGIGANAK)								
72	WE DOMESTIC-----SCHEDULED	166	.62		3.89		3.89		4.51
73									
74	ALASKA (CONT.)								
75	KOTLIK (KOTLIK)								
76	WE DOMESTIC-----SCHEDULED	472	3.07		8.07		8.07		11.14
77									
78	ALASKA (CONT.)								
79	KOTZERUE (KOTZERUE)								
80	AS DOMESTIC-----SCHEDULED	6975	247.32		8.44	25.42	33.86		281.18
81									
82									

TABLE 6
ENPLANED REVENUE PASSENGERS, ENPLANED REVENUE TONS OF CARGO AND MAIL, AND AIR TRAFFIC
HUB CLASSIFICATIONS, BY TYPE OF OPERATION, BY TYPE OF SERVICE, BY COMMUNITY, AND BY CARRIER
12 MONTHS ENDED DECEMBER 31, 1980

Line No.	Area, state or country Community (Airport name) Carrier Type of operation Type of service Hub type and percent of enplanements	Enplaned passengers	Freight	Express	Enplaned revenue tons			Foreign mail	Total cargo and mail
					Priority	U.S. Mail Nonpriority	Total		
1	2	3	4	5	6	7	8	9	
1	KOTZBOUE (CONT.)								
2	BF DOMESTIC-----SCHEDULED		178.49		.14		.14	178.63	
4	WE DOMESTIC-----SCHEDULED	4451	771.53		1247.83	109.15	1356.98	2128.51	
5	NONSCHEDULED	169	1.00					1.00	
6	ALL SERVICES	25020	772.53		1247.83	109.15	1356.98	2129.51	
7									
8	XY DOMESTIC-----SCHEDULED	103	4.82		34.20		34.28	39.10	
9									
10									
11	COMMUNITY TOTAL								
12	DOMESTIC-----SCHEDULED	31929	1202.16		1290.69	134.57	1425.26	2627.42	
13	NONSCHEDULED	169	1.00					1.00	
14	ALL SERVICES	32098	1203.16		1290.69	134.57	1425.26	2628.42	
15									
16									
17									
18	KOYUK N C-00								
19	(KOYUK)								
20	WE DOMESTIC-----SCHEDULED	229	.31		2.53		2.53	2.84	
21									
22									
23									
24	KUYUK N C-00								
25	(KUYUK)								
26	WE DOMESTIC-----SCHEDULED				1.16		1.16	1.16	
27									
28									
29									
30	KMETLUK N C-00								
31	(KMETLUK)								
32	WE DOMESTIC-----SCHEDULED	227	.75		7.93		7.93	8.68	
33									
34									
35									
36	KWIGILLINGOK N C-00								
37	(KWIGILLINGOK)								
38	WE DOMESTIC-----SCHEDULED	314	4.33		5.55		5.55	9.88	
39									
40									
41									
42	KWIRAK N C-00								
43	(KWIRAK)								
44	WE DOMESTIC-----SCHEDULED	1171	7.68		23.97	.01	23.98	31.66	
45									
46									
47									
48	KWINHAGAR N C-00								
49	(KWINHAGAR)								
50	WE DOMESTIC-----SCHEDULED	512	7.81		3.50		3.60	11.41	
51									
52									
53									
54	LAKE MINCHUMINA N C-00								
55	(LAKE MINCHUMINA)								
56	WE DOMESTIC-----SCHEDULED	2			2.49		2.49	2.49	
57									
58									
59									
60	LARSEN BAY N C-00								
61	(LARSEN BAY)								
62	KO DOMESTIC-----SCHEDULED	486	2.06		2.23	.65	2.60	4.94	
63	NONSCHEDULED	115	1.92		.15		.15	2.07	
64	ALL SERVICES	601	3.98		2.38	.65	3.03	7.01	
65									
66									
67									
68	LEVELOCK N C-00								
69	(LEVELOCK)								
70	KO DOMESTIC-----SCHEDULED	344	1.43		1.40	.65	2.05	3.48	
71	NONSCHEDULED	2							
72	ALL SERVICES	346	1.43		1.40	.65	2.05	3.48	
73									
74									
75									
76	MANLEY HOT SPRINGS N C-00								
77	(MANLEY HOT SPRINGS)								
78	WE DOMESTIC-----SCHEDULED				3.34		3.34	3.34	
79									
80									
81									
82	MANOKATAK N C-00								
83	(MANOKATAK SPB)								
84	KO DOMESTIC-----SCHEDULED	191			2.36	1.28	3.64	3.64	
85	NONSCHEDULED	1							
86	ALL SERVICES	192			2.36	1.28	3.64	3.64	
87									
88									
89									
90	MARSHALL N C-00								
91	(MARSHALL)								
92	WE DOMESTIC-----SCHEDULED	547	3.22		4.37		4.37	7.59	
93									
94									
95									
96	MCGRATH N C-00								
97	(MCGRATH)								
98	WE DOMESTIC-----SCHEDULED	3112	78.22		132.24	2.14	134.38	212.60	
99									
100									
101									
102	MEDRA N C-00								
103	(MEDRA)								
104	WE DOMESTIC-----SCHEDULED				.56		.56	.56	
105									
106									
107									
108	MEROPUK N C-00								
109	(MEROPUK MUNI)								
110	WE DOMESTIC-----SCHEDULED	572	12.48		6.36	.02	6.38	18.86	
111									
112									

TABLE 6
 ENPLANED REVENUE PASSENGERS, ENPLANED REVENUE TONS OF CARGO AND MAIL, AND AIR TRAFFIC
 HUB CLASSIFICATIONS, BY TYPE OF OPERATION, BY TYPE OF SERVICE, BY COMMUNITY, AND BY CARRIER

12 MONTHS ENDED DECEMBER 31, 1980

No.	Area, state or country (Community name) (Airport name) Carrier Type of operation Type of service Hub type and percent of enplanements	Enplaned passengers	Enplaned revenue tons					Foreign mail	Total cargo and mail
			Freight	Express	U.S. Mail		Total		
					Priority	Nonpriority			
1	ALASKA (CONT.)								
2	MINTO (MINTO) N C.00								
3									
4	MF DOMESTIC-----SCHEDULED								
5					.79		.79	.79	
6									
7									
8									
9	MOSEER BAY (MOSEER BAY) N C.00								
10									
11	KO DOMESTIC-----SCHEDULED	123	.36		.35	.11	.46	.82	
12	NONSCHEDULED	26	.16		.02		.02	.18	
13	ALL SERVICES	149	.52		.37	.11	.48	1.00	
14									
15									
16									
17	MOSES POINT (MOSES POINT) N C.00								
18									
19									
20									
21	MOUNTAIN VILLAGE (MOUNTAIN VILLAGE) N C.00								
22									
23	ME DOMESTIC-----SCHEDULED	846	2.09		21.06		21.06	23.15	
24									
25									
26									
27	NAKNEK (NAKNEK) N C.00								
28									
29	KO DOMESTIC-----SCHEDULED	242	.46		.04	.01	.05	.51	
30	NONSCHEDULED	12							
31	ALL SERVICES	254	.46		.04	.01	.05	.51	
32									
33									
34									
35	NAPAKIAK (NAPAKIAK SP BASE) N C.00								
36									
37	ME DOMESTIC-----SCHEDULED	81	1.25		3.26		3.26	4.51	
38									
39									
40									
41	NAPATSKAK (NAPATSKAK SP BASE) N C.00								
42									
43	MF DOMESTIC-----SCHEDULED	34			2.39		2.39	2.39	
44									
45									
46									
47	NEW KOLIGANEK (NEW KOLIGANEK) N C.00								
48									
49	KO DOMESTIC-----SCHEDULED	172	.45		1.57	.57	2.14	2.59	
50									
51									
52									
53	NEW STUYAHOK (NEW STUYAHOK) N C.00								
54									
55	KO DOMESTIC-----SCHEDULED	276	.40		2.13	.67	2.80	3.20	
56	NONSCHEDULED	1							
57	ALL SERVICES	279	.40		2.13	.67	2.80	3.20	
58									
59									
60									
61	NEWTOR (NEWTOR) N C.00								
62									
63	ME DOMESTIC-----SCHEDULED	246	1.88		2.40		2.40	4.28	
64									
65									
66									
67	NIGHTMUTE (NIGHTMUTE) N C.00								
68									
69	MF DOMESTIC-----SCHEDULED	380	3.18		2.31		2.31	5.49	
70									
71									
72									
73	INGATAK (INGATAK) N C.00								
74									
75	MF DOMESTIC-----SCHEDULED	651	.90		3.04	.06	3.10	4.00	
76									
77									
78									
79	INOME (INOME) N C.00								
80									
81	AS DOMESTIC-----SCHEDULED	9060	98.11		20.63	21.43	42.06	140.17	
82									
83	RF DOMESTIC-----SCHEDULED		32.85		.23		.23	33.08	
84									
85	MF DOMESTIC-----SCHEDULED	21804	611.26		813.45	80.44	893.89	1505.15	
86	NONSCHEDULED	88	1.49					1.49	
87	ALL SERVICES	21892	612.75		813.45	80.44	893.89	1506.64	
88									
89	XY DOMESTIC-----SCHEDULED	617	17.14		22.79		22.79	39.93	
90									
91	COMMUNITY TOTAL DOMESTIC-----SCHEDULED	31481	759.36		857.10	101.87	958.97	1718.33	
92									
93	NONSCHEDULED	88	1.49					1.49	
94	ALL SERVICES	31569	760.85		857.10	101.87	958.97	1719.82	
95									
96									
97									
98	NGORVIK (NGORVIK) N C.00								
99									
100	MF DOMESTIC-----SCHEDULED	1435	1.86		7.22		7.22	9.08	
101									
102									
103									
104	MULATO (MULATO) N C.00								
105									
106	MF DOMESTIC-----SCHEDULED				6.00		6.00	6.00	
107									
108									
109									
110									
111									
112									

TABLE 4
ENPLANED REVENUE PASSENGERS, ENPLANED REVENUE TONS OF CARGO AND MAIL, AND AIR TRAFFIC
HUB CLASSIFICATIONS, BY TYPE OF SERVICE, BY COMMUNITY, AND BY CARRIER

12 MONTHS ENDED DECEMBER 31, 1980

Line No.	Airline or country Community Carrier Type of operation Type of service Hub type and percent of enplanements	Enplaned passengers	Enplaned revenue tons					Foreign mail	Total cargo and mail
			Freight	Express	Priority	U.S. Mail Nonpriority	Total		
		2	3	4	5	6	7	8	9
1	ALASKA (CONT.)								
2	NONAPITICHUK N C.O.O.								
3	MINAPITICHUK								
4	MF DOMESTIC-----SCHEDULED	334	3.40		8.87		8.87		12.33
5									
6	NYAC N C.O.O.								
7	(NYAC)								
8	WE DOMESTIC-----SCHEDULED				.39		.39		.39
9									
10	REG. HARRIER N C.O.O.								
11	(REG. HARRIER AIRPORT/SP)								
12	KI DOMESTIC-----SCHEDULED	1139	1.00		3.81	.73	4.54		5.54
13	NONSCHEDULED	149	.83		.05		.05		.88
14	ALL SERVICES	1328	1.83		3.86	.73	4.59		6.42
15									
16	TEGA HAY N C.O.O.								
17	(TEGA HAY SP)								
18	KU DOMESTIC-----SCHEDULED	50	.61		.40	.11	.51		1.12
19	NONSCHEDULED	2							
20	ALL SERVICES	52	.61		.40	.11	.51		1.12
21									
22	(PHEK) N C.O.O.								
23	(PHEK)								
24									
25	(TUZINKI) N C.O.O.								
26	(TUZINKI)								
27	KO DOMESTIC-----SCHEDULED	1074	1.16		2.39	1.10	3.49		4.65
28	NONSCHEDULED	111			.05		.05		.05
29	ALL SERVICES	1185	1.16		2.44	1.10	3.54		4.70
30									
31	PARKS N C.O.O.								
32	(PARKS SP BASE)								
33	KI DOMESTIC-----SCHEDULED	14	.13		.01	.03	.04		.17
34	NONSCHEDULED	19							
35	ALL SERVICES	33	.13		.01	.03	.04		.17
36									
37	PETERSBURG N C.O.O.								
38	(PETERSBURG APT/SP BASE)								
39	AS DOMESTIC-----SCHEDULED	12551	130.63		45.40	18.62	64.02		194.65
40									
41	PILCOT POINT N C.O.O.								
42	(PILCOT POINT)								
43	KC DOMESTIC-----SCHEDULED	167	.50		2.64	.75	3.39		3.89
44	NONSCHEDULED	12							
45	ALL SERVICES	179	.50		2.64	.75	3.39		3.89
46									
47	PILCOT STATION N C.O.O.								
48	(PILCOT STATION)								
49	WE DOMESTIC-----SCHEDULED	320	1.83		7.30		7.30		9.13
50									
51	PLATINUM N C.O.O.								
52	(PLATINUM)								
53	WF DOMESTIC-----SCHEDULED	307	.73		3.13		3.13		3.86
54									
55	POINT HOPE N C.O.O.								
56	(POINT HOPE MUNI)								
57	WE DOMESTIC-----SCHEDULED	1727	1.20		11.48		11.48		12.68
58									
59	PORCUPINE CREEK N C.O.O.								
60	(PORCUPINE CREEK)								
61									
62	PORTAGE N C.O.O.								
63	(PORTAGE)								
64	KO DOMESTIC-----SCHEDULED	28			.29	.19	.48		.48
65	NONSCHEDULED	1							
66	ALL SERVICES	29			.29	.19	.48		.48
67									
68	PORT BAILEY N C.O.O.								
69	(PORT BAILEY)								
70	KO DOMESTIC-----SCHEDULED	203	.22		.32	.03	.35		.57
71	NONSCHEDULED	57			.02		.02		.02
72	ALL SERVICES	260	.22		.34	.03	.37		.59
73									
74	PORT HEIDEN N C.O.O.								
75	(PORT HEIDEN)								
76	RV DOMESTIC-----SCHEDULED	153	40.50		16.55		16.55		59.05
77									
78	PORT LIONS N C.O.O.								
79	(PORT LIONS)								
80	KO DOMESTIC-----SCHEDULED	743	1.06		3.78	1.67	5.45		6.51
81	NONSCHEDULED	105	.20		.03		.03		.23
82	ALL SERVICES	848	1.26		3.81	1.67	5.48		6.74

TABLE 6
 ENPLANED REVENUE PASSENGERS, ENPLANED REVENUE TONS OF CARGO AND MAIL, AND AIR TRAFFIC
 HUB CLASSIFICATIONS, BY TYPE OF OPERATION, BY COMMUNITY, AND BY CARRIER
 12 MONTHS ENDED DECEMBER 31, 1980

Line No.	Area, state or country Community (Airport name) Carrier Type of operation Type of service Hub type and percent of enplanements	Enplaned passengers	Freight	Express	Enplaned revenue tons			Foreign mail	Total cargo and mail
					Priority	U. S. Mail Nonpriority	Total		
2		3	4	5	6	7	8	9	
1	ALASKA (CONT.)								
2	PORT WILLIAMS (PORT WILLIAMS SP BASE)								
3	KO DOMESTIC-----SCHEDULED	57	.50		.05	.02	.07	.57	
4	NONSCHEDULED	11							
5	ALL SERVICES	68	.50		.05	.02	.07	.57	
6									
7									
8									
9									
10	PRUDHOE BAY (PRUDHOE BAY)								
11	N 0.00								
12	BF DOMESTIC-----SCHEDULED		.02					.02	
13									
14									
15									
16									
17	OUFENS (THE OUFENS)								
18	N 0.00								
19	KO DOMESTIC-----SCHEDULED	40			.26	.01	.27	.27	
20	NONSCHEDULED	1							
21	ALL SERVICES	41			.26	.01	.27	.27	
22									
23									
24									
25	HANPART (HANPART)								
26	N 0.00								
27	WE DOMESTIC-----SCHEDULED	12			1.22		1.22	1.22	
28									
29									
30									
31	RED DEVIL (RED DEVIL)								
32	N 0.00								
33	WE DOMESTIC-----SCHEDULED				2.57		2.57	2.57	
34									
35									
36									
37	RUBY (RUBY)								
38	N 0.00								
39	WE DOMESTIC-----SCHEDULED				4.46		4.46	4.46	
40									
41									
42									
43	RUSSIAN MISSION (RUSSIAN MISSION)								
44	N 0.00								
45	WE DOMESTIC-----SCHEDULED	476	.71		2.83		2.83	3.54	
46									
47									
48									
49	ST. MARYS (ST. MARYS AIRPORT)								
50	N 0.00								
51	WE DOMESTIC-----SCHEDULED	5971	681.13		1056.42	8.60	1065.22	1746.35	
52									
53									
54									
55	ST. MICHAEL (ST. MICHAEL)								
56	N 0.00								
57	WE DOMESTIC-----SCHEDULED	353	.70		5.64		5.64	6.34	
58									
59									
60									
61	ST. PAUL (ST. PAUL ISLAND)								
62	N 0.00								
63	RV DOMESTIC-----SCHEDULED	2226	28.45		22.76		22.76	51.21	
64									
65									
66									
67	SAND POINT (SAND POINT MUNI)								
68	N 0.00								
69	RV DOMESTIC-----SCHEDULED	2539	56.76		40.43		40.43	97.19	
70									
71									
72									
73	SAN JUAN (SAN JUAN)								
74	N 0.00								
75	KO DOMESTIC-----SCHEDULED	94	.14		.07	.02	.09	.23	
76	NONSCHEDULED	75							
77	ALL SERVICES	169	.14		.07	.02	.09	.23	
78									
79									
80									
81	SAVOONGA (SAVOONGA AIRPORT)								
82	N 0.00								
83	WE DOMESTIC-----SCHEDULED	1355	5.77		11.40		11.40	17.17	
84									
85	XY DOMESTIC-----SCHEDULED	587	6.75		1.43		1.43	8.18	
86									
87	COMMUNITY TOTAL								
88	DOMESTIC-----SCHEDULED	1942	12.52		12.83		12.83	25.35	
89									
90									
91									
92	SCAMMON BAY (SCAMMON BAY)								
93	N 0.00								
94	WE DOMESTIC-----SCHEDULED	750	3.14		5.97		5.97	9.11	
95									
96									
97									
98	SELANIK (SELANIK)								
99	N 0.00								
100	WE DOMESTIC-----SCHEDULED	1740	1.33		8.09	.01	8.10	9.43	
101									
102									
103									
104	SMAGELUK (SMAGELUK)								
105	N 0.00								
106	WE DOMESTIC-----SCHEDULED				2.83		2.83	2.83	
107									
108									
109									
110									
111									
112									

TABLE 6
 ENPLANED REVENUE PASSENGERS, ENPLANED REVENUE TONS OF CARGO AND MAIL, AND AIR TRAFFIC
 HUB CLASSIFICATIONS, BY TYPE OF OPERATION, BY TYPE OF SERVICE, BY COMMUNITY, AND BY CARRIER
 12 MONTHS ENDED DECEMBER 31, 1980

Line No.	Area, state or country (Community (Airport name) Carrier) Type of operation Type of service Hub type and percent of enplanements	Enplaned passengers	Enplaned revenue tons					
			Freight	Express	Priority	U. S. Mail Nonpriority	Total	Foreign mail
1	2	3	4	5	6	7	8	9
1	ALASKA (CONT.)							
2	SHAROTOLIK (N C.00)							
3	(SHAROTOLIK)							
4	WE DOMESTIC-----SCHEDULED	268	1.81	2.70		2.70		4.51
9	SHELDON POINT (N C.00)							
10	(SHELDON POINT)							
11	WE DOMESTIC-----SCHEDULED	78	.05	2.49		2.49		2.54
15	SHENYA (N C.00)							
16	(SHENYA AFB)							
17	RV DOMESTIC-----SCHEDULED	3303	17.60	114.82		114.82		132.42
18	NONSCHEDULED	126	6.69	2.41		2.41		9.10
19	ALL SERVICES	3429	24.29	117.23		117.23		141.52
23	SHISHMARFF (N C.00)							
24	(SHISHMARFF)							
25	WE DOMESTIC-----SCHEDULED	583	.26	10.62		10.62		10.88
29	SHUNGNAK (N C.00)							
30	(SHUNGNAK)							
31	WE DOMESTIC-----SCHEDULED	616	.41	3.60	.02	3.62		4.03
37	SITKA (N C.00)							
38	(SITKA)							
39	AS DOMESTIC-----SCHEDULED	48009	213.39	111.98	38.92	150.90		364.29
40	NONSCHEDULED	409						
41	ALL SERVICES	48418	213.39	111.98	38.92	150.90		364.29
43	SITKINAK (N C.00)							
44	(SITKINAK GGS)							
45	KC DOMESTIC-----SCHEDULED	2		.01		.01		.01
46	NONSCHEDULED	4		.01		.01		.01
47	ALL SERVICES	6		.02		.02		.02
51	SKWENTNA (N C.00)							
52	(SKWENTNA)							
53	WE DOMESTIC-----SCHEDULED			.61		.61		.61
57	SLEETMUTE (N C.00)							
58	(SLEETMUTE)							
59	WE DOMESTIC-----SCHEDULED			2.67		2.67		2.67
63	SULDORGN (N C.00)							
64	(SULDORGN)							
67	SOUTH NARNEK (N C.00)							
68	(SOUTH NARNEK)							
69	KD DOMESTIC-----SCHEDULED	150	.43	6.32	.77	7.09		7.52
70	NONSCHEDULED	3						
71	ALL SERVICES	153	.43	6.32	.77	7.09		7.52
75	STEBRINS (N C.00)							
76	(STEBRINS)							
77	WE DOMESTIC-----SCHEDULED	295	.33	6.64		6.64		6.97
81	STEVENS VILLAGE (N C.00)							
82	(STEVENS VILLAGE)							
83	WE DOMESTIC-----SCHEDULED	54		1.42		1.42		1.42
87	STENY RIVER (N C.00)							
88	(STENY RIVER NO. 2)							
89	WE DOMESTIC-----SCHEDULED			1.81		1.81		1.81
93	TAKOTNA (N C.00)							
94	(TAKOTNA)							
95	WE DOMESTIC-----SCHEDULED			2.70		2.70		2.70
99	TANANA (N C.00)							
100	(RALPH M CALHOUN HEBL)							
101	WE DOMESTIC-----SCHEDULED			8.28	11.51	19.79		19.79
105	TATALINA (N C.00)							
106	(TATALINA AFS)							
107	WE DOMESTIC-----SCHEDULED			8.39		8.39		8.39

TABLE 6
 ENPLANED REVENUE PASSENGERS, ENPLANED REVENUE TONS OF CARGO AND MAIL, AND AIR TRAFFIC
 HUB CLASSIFICATIONS, BY TYPE OF OPERATION, BY TYPE OF SERVICE, BY COMMUNITY, AND BY CARRIER
 12 MONTHS ENDED DECEMBER 31, 1980

Line No.	Area, state or country Community (Airport name) Carrier Type of operation Type of service Hub type and percent of enplanements	Enplaned passengers	Freight	Express	Enplaned revenue tons			Total cargo and mail	
					Priority	U.S. Mail Nonpriority	Total		
		2	3	4	5	6	7	8	9
1	ALASKA (CONT.)								
2	Teller (Teller)	N C-00							
3	WE DOMESTIC-----SCHEDULED	66	.10		1.61		1.61		1.71
9	Teller Mission (Teller Mission)	N C-00							
10	WE DOMESTIC-----SCHEDULED	127	.01		1.98		1.98		1.99
15	TERRER BAY (TERRER BAY SPB)	N C-00							
16	KD DOMESTIC-----SCHEDULED	14	.09		.03	.02	.05		.14
17	NONSCHEDULED	11							
18	ALL SERVICES	25	.09		.03	.02	.05		.14
21	TIKCHIK LODGE (TIKCHIK LODGE)	N C-00							
25	TIN CITY (TIN CITY AFS)	N C-00							
26	WE DOMESTIC-----SCHEDULED	279	.04		9.50		9.50		9.54
31	TOGIAK (TOGIAK)	N C-00							
32	KD DOMESTIC-----SCHEDULED	271	1.75		7.96	2.03	9.99		11.74
33	NONSCHEDULED	8							
34	ALL SERVICES	279	1.75		7.96	2.03	9.99		11.74
41	TOKSOOK (TOKSOOK)	N C-00							
42	WE DOMESTIC-----SCHEDULED	887	3.70		7.80		7.80		11.50
47	TULUKSAR (TULUKSAR)	N C-00							
48	WE DOMESTIC-----SCHEDULED	193	1.01		2.51		2.51		3.52
53	TUNTATUL IAK (TUNTATUL IAK)	N C-00							
54	WE DOMESTIC-----SCHEDULED	407			2.56	.02	2.60		2.60
59	TUMINAK (TUMINAK)	N C-00							
60	WE DOMESTIC-----SCHEDULED	506	5.96		6.66		6.66		12.64
65	TWIN HILLS (TWIN HILLS)	N C-00							
66	KD DOMESTIC-----SCHEDULED	19			.26		.26		.26
71	UGASHIK (UGASHIK)	N C-00							
72	KD DOMESTIC-----SCHEDULED	26	.23		.12	4.66	4.78		5.01
73	NONSCHEDULED	1	.05						.05
74	ALL SERVICES	27	.28		.12	4.66	4.78		5.06
79	UNALAKLEET (UNALAKLEET)	N C-00							
80	WE DOMESTIC-----SCHEDULED	3844	252.38		516.84	1.38	518.22		770.60
83	COMMUNITY TOTAL DOMESTIC-----SCHEDULED	3844	252.38		516.84	1.38	518.22		770.60
88	UTOPIA (INDIAN MOUNTAIN AFS)	N C-00							
89	WE DOMESTIC-----SCHEDULED				11.66		11.66		11.66
94	VENETIE (VENETIE)	N C-00							
95	WE DOMESTIC-----SCHEDULED	49	.03		6.11		6.11		6.14
100	WAINWRIGHT (WAINWRIGHT)	N C-00							
101	WE DOMESTIC-----SCHEDULED	1293	7.03		8.80	.25	9.05		16.08
106	WALLES (WALLES)	N C-00							
107	WE DOMESTIC-----SCHEDULED	440	.03		4.40		4.40		4.43

TABLE 6
 ENPLANED REVENUE PASSENGERS, ENPLANED REVENUE TONS OF CARGO AND MAIL, AND AIR TRAFFIC
 HUB CLASSIFICATIONS, BY TYPE OF OPERATION, BY TYPE OF SERVICE, BY COMMUNITY, AND BY CARRIER

12 MONTHS ENDED DECEMBER 31, 1980

Line No.	Area, state or country Community (Airport name) Carrier Type of operation Type of service Hub type and percent of enplanements	Enplaned passengers	Enplaned revenue tons					Foreign mail	Total cargo and mail
			Freight	Express	Priority	U.S. Mail Nonpriority	Total		
1	2	3	4	5	6	7	8	9	
2	ALASKA (CONT.)								
3	WEST POINT (N 0.00)								
4	WEST POINT VILLAGE								
5	KO DOMESTIC-----SCHEDULED	78	.59		2.65	.05	2.70	3.29	
6	NONSCHEDULED	3							
7	ALL SERVICES	81	.59		2.65	.05	2.70	3.29	
11	WHITE MOUNTAIN (N 0.00)								
12	WHITE MOUNTAIN								
13	WE DOMESTIC-----SCHEDULED	57	.08		2.99		2.99	3.07	
17	WISEMAN (N 0.00)								
18	WISEMAN								
19	WE DOMESTIC-----SCHEDULED				.03		.03	.03	
23	WRANGELL (N 0.00)								
24	WRANGELL								
25	AS DOMESTIC-----SCHEDULED	8860	63.27		30.56	11.28	41.84	102.11	
29	YAKUTAT (N 0.00)								
30	YAKUTAT								
31	AS DOMESTIC-----SCHEDULED	2750	660.76		8.84	10.89	19.73	700.49	
35	ZACHAR BAY (N 0.00)								
36	ZACHAR BAY								
37	KO DOMESTIC-----SCHEDULED	126	.51		.13	.02	.15	.66	
38	NONSCHEDULED	28							
39	ALL SERVICES	154	.51		.13	.02	.15	.66	
43	ARIZONA								
46	FLAGSTAFF (N 0.00)								
47	FLAGSTAFF								
48	DP DOMESTIC-----SCHEDULED	7222	5.60					5.60	
49	OG DOMESTIC-----SCHEDULED	8545	11.10					11.10	
53	COMMUNITY TOTAL DOMESTIC-----SCHEDULED	15767	16.70					16.70	
59	FORT HUACHUCA (N 0.00)								
60	FORT HUACHUCA								
61	DP DOMESTIC-----SCHEDULED	4							
64	GRAND CANYON (N 0.00)								
65	GRAND CANYON NATIONAL PARK								
66	DP DOMESTIC-----SCHEDULED	169	.29					.29	
67	NONSCHEDULED	14							
68	ALL SERVICES	183	.29					.29	
69	RM DOMESTIC-----SCHEDULED	15230	2.18					2.18	
70	RM DOMESTIC-----SCHEDULED	3379	.39					.39	
74	COMMUNITY TOTAL DOMESTIC-----SCHEDULED	18778	2.86					2.86	
75	NONSCHEDULED	14							
76	ALL SERVICES	18792	2.86					2.86	
81	KINGMAN (N 0.00)								
82	KINGMAN								
83	DP DOMESTIC-----SCHEDULED	456	1.53					1.53	
87	PAGE (N 0.00)								
88	PAGE								
89	OG DOMESTIC-----SCHEDULED	3889	7.20					7.20	
93	PHOENIX (L 1.20)								
94	PHOENIX SKY HARBOR INTL								
95	AA DOMESTIC-----SCHEDULED	704313	4625.83	160.39	1847.88	494.31	2342.19	7148.41	
96	AL DOMESTIC-----SCHEDULED	62765	147.19	1.10	166.80		166.80	315.09	
97	BN DOMESTIC-----SCHEDULED	33360	147.43	.81	141.48		141.48	289.72	
98	NONSCHEDULED	524							
99	ALL SERVICES	33884	147.43	.81	141.48		141.48	289.72	
102	CO DOMESTIC-----SCHEDULED	277720	1613.07	29.74	808.76		808.76	2451.57	
103	DL DOMESTIC-----SCHEDULED	152244	1099.59	20.30	588.33		588.33	1708.22	
104	DP DOMESTIC-----SCHEDULED	39460	74.81					74.81	
105	EA DOMESTIC-----SCHEDULED	57968	230.27	9.31	250.05	6.72	296.77	496.35	
106	FL DOMESTIC-----SCHEDULED	198010	416.17	11.80	343.99		343.99	771.96	

TABLE 6
ENPLANED REVENUE PASSENGERS, ENPLANED REVENUE TONS OF CARGO AND MAIL, AND AIR TRAFFIC
HUB CLASSIFICATIONS, BY TYPE OF OPERATION, BY TYPE OF SERVICE, BY COMMUNITY, AND BY CARRIER

12 MONTHS ENDED DECEMBER 31, 1980

No.	Area, state or country Community (Airport name) Carrier Type of operation Type of service Hub type and percent of enplanements	Enplaned passengers	Enplaned revenue tons						
			Freight	Express	Priority	U. S. Mail Nonpriority	Total	Foreign mail	Total cargo and mail
		2	3	4	5	6	7	8	9
3	PHOENIX SKY HARBOR INTL (CONT.)								
4	II DOMESTIC-----SCHEDULED	286							
5	NM DOMESTIC-----SCHEDULED	42714	106.93	2.60	48.02		48.02		157.55
6	PS DOMESTIC-----SCHEDULED	135951	403.27		184.54		184.54		587.81
7	QG DOMESTIC-----SCHEDULED	9826	16.60						16.60
8	RW DOMESTIC-----SCHEDULED	576267	1412.77	52.18	509.91	.04	509.95		1974.90
9	RW DOMESTIC-----SCHEDULED	186373	510.59	17.78	295.15		295.15		823.52
10	NONSCHEDULED	272							
11	ALL SERVICES	186645	510.59	17.78	295.15		295.15		823.52
12	TM DOMESTIC-----SCHEDULED	446960	1436.43	36.69	934.24	244.12	1178.36		2651.48
13	UA DOMESTIC-----SCHEDULED	4982	44.03	3.47	19.40	.78	20.18		67.68
14	NONSCHEDULED	1273							
15	ALL SERVICES	6255	44.03	3.47	19.40	.78	20.18		67.68
16	WA DOMESTIC-----SCHEDULED	452833	1697.13	86.38	702.09	1400.72	2102.81		3886.32
17	COMMUNITY TOTAL								
18	DOMESTIC-----SCHEDULED	3378052	13982.11	452.55	6840.64	2146.69	8987.33		23421.99
19	NONSCHEDULED	2069							
20	ALL SERVICES	3380121	13982.11	452.55	6840.64	2146.69	8987.33		23421.99
21									
22	PRESCOTT								
23	(PRESCOTT MUN)								
24	DP DOMESTIC-----SCHEDULED	643	2.30						2.30
25									
26									
27	TUCSON								
28	(TUCSON INTL)								
29	AA DOMESTIC-----SCHEDULED	219394	1114.96	28.14	699.92	.03	699.95		1843.05
30	NONSCHEDULED	340							
31	ALL SERVICES	219734	1114.96	28.14	699.92	.03	699.95		1843.05
32	AL DOMESTIC-----SCHEDULED	10560	22.97		26.74		26.74		49.71
33	AN DOMESTIC-----SCHEDULED	33149	43.16	.14	8.18		8.18		51.48
34	NONSCHEDULED	222							
35	ALL SERVICES	33371	43.16	.14	8.18		8.18		51.48
36	CI DOMESTIC-----SCHEDULED	86645	312.64	.83	177.05		177.05		490.52
37	DP DOMESTIC-----SCHEDULED	6548	3.36						3.36
38	EA DOMESTIC-----SCHEDULED	31240	100.40	18.92	73.02	46.76	119.78		239.10
39	FL DOMESTIC-----SCHEDULED	105256	221.73	2.73	179.33		179.33		403.79
40	II DOMESTIC-----SCHEDULED	66							
41	RC DOMESTIC-----SCHEDULED	31521	59.48		12.40		12.40		71.88
42	RW DOMESTIC-----SCHEDULED	216491	667.23	12.11	262.89	2.70	265.59		944.93
43	RW DOMESTIC-----SCHEDULED	61212	204.48	20.87	124.64	1.12	125.76		351.11
44	TM DOMESTIC-----SCHEDULED	70644	145.96	26.09	84.00	.39	84.39		256.44
45	UA DOMESTIC-----SCHEDULED	1875	1.80	.34	2.12		2.12		4.26
46	NONSCHEDULED	716							
47	ALL SERVICES	2591	1.80	.34	2.12		2.12		4.26
48	COMMUNITY TOTAL								
49	DOMESTIC-----SCHEDULED	874603	2898.17	110.17	1650.29	51.00	1701.29		4709.63
50	NONSCHEDULED	1278							
51	ALL SERVICES	875881	2898.17	110.17	1650.29	51.00	1701.29		4709.63
52									
53									
54	MINSLON								
55	(MINSLON MUN)								
56	DP DOMESTIC-----SCHEDULED	462	.19						.19
57									
58									
59	YUMA								
60	(INTERNATIONAL)								
61	DP DOMESTIC-----SCHEDULED	28881	36.70						36.70
62	II DOMESTIC-----SCHEDULED	96							
63	COMMUNITY TOTAL								
64	DOMESTIC-----SCHEDULED	28977	36.70						36.70
65									
66									
67	ARKANSAS								
68									
69									
70	FAYETTEVILLE								
71	(LORAIN FLD)								
72	FL DOMESTIC-----SCHEDULED	33541	99.61	.41	29.33		29.33		129.35
73									
74									
75	FORT SMITH								
76	(FORT SMITH MUN)								
77	FL DOMESTIC-----SCHEDULED	79639	226.49	2.41	35.13		35.13		264.03
78									
79									
80									
81									
82									

TABLE 6
 ENPLANED REVENUE PASSENGERS, ENPLANED REVENUE TONS OF CARGO AND MAIL, AND AIR TRAFFIC
 HUB CLASSIFICATIONS, BY TYPE OF OPERATION, BY TYPE OF SERVICE, BY COMMUNITY, AND BY CARRIER
 12 MONTHS ENDED DECEMBER 31, 1980

No.	Area, state or country Community (Airport name) Carrier Type of operation Type of service Hub type and percent of enplanements	Enplaned passengers	Freight	Express	U. S. Mail		Foreign mail	Total cargo and mail	
					Priority	Nonpriority			
	1	2	3	4	5	6	7	8	9
7	ARKANSAS (COUNTY)								
8	HARRISON (COUNTY)								
9	FD (DOMESTIC)-----SCHEDULED	6587	20.97	.10	2.85		2.85		23.92
10	LITTLE ROCK (COUNTY)								
11	ADAMS FIELD (COUNTY)								
12	AA (DOMESTIC)-----SCHEDULED	14000	793.06	48.36	802.76	1.77	804.53		1645.95
13	AA (DOMESTIC)-----NONSCHEDULED	213							
14	AA (DOMESTIC)-----ALL SERVICES	163213	793.06	48.36	802.76	1.77	804.53		1645.95
15	DL (DOMESTIC)-----SCHEDULED	281041	846.55	36.86	1008.06		1008.06		1891.47
16	FL (DOMESTIC)-----SCHEDULED	30025	91.73	5.25	167.14		167.14		264.12
17	FI (DOMESTIC)-----SCHEDULED	43578	67.63	.18	29.37		29.37		97.18
18	FI (DOMESTIC)-----NONSCHEDULED	413							
19	FI (DOMESTIC)-----ALL SERVICES	44391	67.63	.18	29.37		29.37		97.18
20	TS (DOMESTIC)-----SCHEDULED	129373	53.90		55.84	20.72	76.56		130.46
21	COMMUNITY TOTAL (DOMESTIC)-----SCHEDULED	647417	1852.87	90.65	2063.17	22.49	2085.66		4029.18
22	COMMUNITY TOTAL (DOMESTIC)-----NONSCHEDULED	626							
23	COMMUNITY TOTAL (DOMESTIC)-----ALL SERVICES	648043	1852.87	90.65	2063.17	22.49	2085.66		4029.18
24	CALIFORNIA								
25	FAKENSEFIELD (COUNTY)								
26	FAKENSEFIELD (COUNTY)								
27	GA (DOMESTIC)-----SCHEDULED	6187	8.34						8.34
28	EMFADAMS FIELD (COUNTY)								
29	GG (DOMESTIC)-----SCHEDULED	17102							
30	IO (DOMESTIC)-----SCHEDULED	4224							
31	PX (DOMESTIC)-----SCHEDULED	7045	8.04						8.04
32	PX (DOMESTIC)-----NONSCHEDULED	1028	.07						.07
33	PX (DOMESTIC)-----ALL SERVICES	8073	8.11						8.11
34	UA (DOMESTIC)-----SCHEDULED	702	1.77	.08	.03		.03		1.88
35	WI (DOMESTIC)-----SCHEDULED	35887	13.41						13.41
36	AIRPORT TOTAL (DOMESTIC)-----SCHEDULED	64960	23.22	.08	.03		.03		23.33
37	AIRPORT TOTAL (DOMESTIC)-----NONSCHEDULED	1028	.07						.07
38	AIRPORT TOTAL (DOMESTIC)-----ALL SERVICES	65988	23.29	.08	.03		.03		23.40
39	COMMUNITY TOTAL BY CARRIER (DOMESTIC)-----SCHEDULED	17102							
40	COMMUNITY TOTAL BY CARRIER (DOMESTIC)-----SCHEDULED	6187	8.34						8.34
41	COMMUNITY TOTAL BY CARRIER (DOMESTIC)-----SCHEDULED	4224							
42	COMMUNITY TOTAL BY CARRIER (DOMESTIC)-----SCHEDULED	7045	8.04						8.04
43	COMMUNITY TOTAL BY CARRIER (DOMESTIC)-----SCHEDULED	1028	.07						.07
44	COMMUNITY TOTAL BY CARRIER (DOMESTIC)-----SCHEDULED	8073	8.11						8.11
45	COMMUNITY TOTAL BY CARRIER (DOMESTIC)-----SCHEDULED	702	1.77	.08	.03		.03		1.88
46	COMMUNITY TOTAL BY CARRIER (DOMESTIC)-----SCHEDULED	35887	13.41						13.41
47	COMMUNITY TOTAL (DOMESTIC)-----SCHEDULED	71147	31.56	.08	.03		.03		31.67
48	COMMUNITY TOTAL (DOMESTIC)-----NONSCHEDULED	1028	.07						.07
49	COMMUNITY TOTAL (DOMESTIC)-----ALL SERVICES	72175	31.63	.08	.03		.03		31.74
50	BLTYHE (COUNTY)								
51	DP (DOMESTIC)-----SCHEDULED	515	.75						.75
52	FL CENTRAL (COUNTY)								
53	DP (DOMESTIC)-----SCHEDULED	8393	16.98						16.98
54	DP (DOMESTIC)-----NONSCHEDULED	2833							
55	DP (DOMESTIC)-----ALL SERVICES	11226	16.98						16.98
56	II (DOMESTIC)-----SCHEDULED	3039	2.00						2.00
57	COMMUNITY TOTAL (DOMESTIC)-----SCHEDULED	11432	18.98						18.98
58	COMMUNITY TOTAL (DOMESTIC)-----NONSCHEDULED	2833							
59	COMMUNITY TOTAL (DOMESTIC)-----ALL SERVICES	14265	18.98						18.98
60	FURKRA/ARCATA (COUNTY)								
61	RW (DOMESTIC)-----SCHEDULED	41561	209.61	.52	22.82		22.82		232.95
62	RW (DOMESTIC)-----SCHEDULED	11722	34.39	.06	7.36		7.36		41.81
63	COMMUNITY TOTAL (DOMESTIC)-----SCHEDULED	53283	244.00	.58	30.18		30.18		274.76

TABLE 6
 ENPLANED REVENUE PASSENGERS, ENPLANED REVENUE TONS OF CARGO AND MAIL, AND AIR TRAFFIC
 HUB CLASSIFICATIONS, BY TYPE OF OPERATION, BY TYPE OF SERVICE, BY COMMUNITY, AND BY CARRIER

12 MONTHS ENDED DECEMBER 31, 1960

No.	Area, state or country Community (Airport name) Carrier Type of operation Type of service Hub type and percent of enplanements	Enplaned passengers	Enplaned revenue tons					Foreign mail	Total cargo and mail
			Freight	Express	Priority	U.S. Mail Nonpriority	Total		
1	2	3	4	5	6	7	8	9	
1	CALIFORNIA (CGNT-1)								
2	FRESNO S 0.14								
3	(FRESNO AIR TERMINAL)								
4	GG DOMESTIC-----SCHEDULED	17388							
5									
6	1D DOMESTIC-----SCHEDULED	1370							
7									
8	GC DOMESTIC-----SCHEDULED	123819	58.95	.95				59.90	
9	NONSCHEDULED	112							
10	ALL SERVICES	123931	58.95	.95				59.90	
11									
12	PS DOMESTIC-----SCHEDULED	61612	143.45		30.10		30.10	173.55	
13									
14	RW DOMESTIC-----SCHEDULED	29444	55.83	2.48	34.63		34.63	92.94	
15									
16	RW DOMESTIC-----SCHEDULED	9397	37.84	1.16	24.88	.01	24.89	63.89	
17	NONSCHEDULED	94							
18	ALL SERVICES	9491	37.84	1.16	24.88	.01	24.89	63.89	
19									
20	UA DOMESTIC-----SCHEDULED	146728	277.99	36.42	675.20		675.20	984.61	
21	NONSCHEDULED	571							
22	ALL SERVICES	147299	277.99	36.42	675.20		675.20	984.61	
23									
24	WI DOMESTIC-----SCHEDULED	4627	15.35					15.35	
25									
26	COMMUNITY TOTAL								
27	DOMESTIC-----SCHEDULED	394385	589.41	41.01	764.81	.01	764.82	1395.24	
28	NONSCHEDULED	777							
29	ALL SERVICES	395162	589.41	41.01	764.81	.01	764.82	1395.24	
30									
31									
32									
33	FULLERTON N 0.00								
34	(FULLERTON MUNI)								
35	TI DOMESTIC-----SCHEDULED	188							
36	NONSCHEDULED	2							
37	ALL SERVICES	190							
38									
39									
40									
41	INDIO/PALM SPRINGS S 0.07								
42	(PALM SPRINGS MUNI)								
43	AA DOMESTIC-----SCHEDULED	65960	97.32	4.87				102.19	
44									
45	AS DOMESTIC-----SCHEDULED	266	.05					.05	
46									
47	DC DOMESTIC-----SCHEDULED	29682	7.04	.17				7.21	
48	NONSCHEDULED	384							
49	ALL SERVICES	30066	7.04	.17				7.21	
50									
51	RW DOMESTIC-----SCHEDULED	38925	9.97	.23	.16		.16	10.36	
52									
53	RW DOMESTIC-----SCHEDULED	12525	4.66	.03				4.69	
54									
55	TW DOMESTIC-----SCHEDULED	20281	7.23					7.23	
56									
57	WA DOMESTIC-----SCHEDULED	48201	36.42	.22				36.64	
58									
59	COMMUNITY TOTAL								
60	DOMESTIC-----SCHEDULED	210840	162.69	5.52	.16		.16	168.37	
61	NONSCHEDULED	384							
62	ALL SERVICES	216224	162.69	5.52	.16		.16	168.37	
63									
64									
65									
66	LAKE TAHOE N 0.00								
67	(LAKE TAHOE)								
68	PX DOMESTIC-----SCHEDULED	66249	14.33					14.33	
69	NONSCHEDULED	480							
70	ALL SERVICES	66729	14.33					14.33	
71									
72									
73									
74	LOS ANGELES/BURBANK/LNG.BCH L 5.75								
75	(HOLLYWOOD-BURBANK) 0.33								
76	CD DOMESTIC-----SCHEDULED	45719	621.12	.30	.67		.67	622.09	
77	NONSCHEDULED	99							
78	ALL SERVICES	45818	621.12	.30	.67		.67	622.09	
79									
80	PS DOMESTIC-----SCHEDULED	605073	2044.30		127.62		127.62	2171.92	
81									
82	PX DOMESTIC-----SCHEDULED	18212	8.73					8.73	
83	NONSCHEDULED	8844	7713.00					7713.00	
84	ALL SERVICES	27056	7721.73					7721.73	
85									
86	RW DOMESTIC-----SCHEDULED	201113	443.22	35.57	.08	.04	.12	478.91	
87									
88	RW DOMESTIC-----SCHEDULED	63292	228.43	2.51	.04		.04	230.98	
89									
90	AIRPORT TOTAL								
91	DOMESTIC-----SCHEDULED	933409	3345.80	38.38	128.41	.04	128.45	3512.63	
92	NONSCHEDULED	8943	7713.00					7713.00	
93	ALL SERVICES	942352	11058.80	38.38	128.41	.04	128.45	11225.63	
94									
95									
96	(LONG BEACH) 0.02								
97	PS DOMESTIC-----SCHEDULED	59019	25.47					25.47	
98	NONSCHEDULED	3484							
99	ALL SERVICES	62503	25.47					25.47	
100									
101	UA DOMESTIC-----NONSCHEDULED	90							
102									
103	AIRPORT TOTAL								
104	DOMESTIC-----SCHEDULED	59019	25.47					25.47	
105	NONSCHEDULED	3574							
106	ALL SERVICES	62593	25.47					25.47	
107									
108	(LOS ANGELES INTERNATIONAL) 5.03								
109	AA DOMESTIC-----SCHEDULED	1670863	54617.34	879.69	6822.87	5890.73	12713.60	68210.63	
110	NONSCHEDULED	2434							
111	ALL SERVICES	1673297	54617.34	879.69	6822.87	5890.73	12713.60	68210.63	
112									

TABLE 4
 ENPLANED REVENUE PASSENGERS, ENPLANED REVENUE TONS OF CARGO AND MAIL, AND AIR TRAFFIC
 HUB CLASSIFICATIONS, BY TYPE OF OPERATION, BY TYPE OF SERVICE, BY COMMUNITY, AND BY CARRIER
 12 MONTHS ENDED DECEMBER 31, 1980

No.	Area, state or country Community (Airport name) Carrier Type of operation Type of service Hub type and percent of enplanements	Enplaned passengers	Enplaned revenue tons					
			Freight	Express	Priority	U. S. Mail Nonpriority	Total	Foreign mail
1	2	3	4	5	6	7	8	9
1	LOS ANGELES INTERNATIONAL (CONT.)							
2	BN DOMESTIC-----SCHEDULED	140068	337.53		230.18		230.18	567.71
3	NONSCHEDULED	1263						
4	ALL SERVICES	141331	337.53		230.18		230.18	567.71
5								
6	BN INTERNATIONAL--SCHEDULED	73728	1578.20		295.57	7.80	303.37	1881.57
7								
8	BN TOTAL-----SCHEDULED	213796	1915.73		525.75	7.80	533.55	2449.28
9	NONSCHEDULED	1263						
10	ALL SERVICES	215059	1915.73		525.75	7.80	533.55	2449.28
11								
12	CC DOMESTIC-----SCHEDULED	943539	35659.77	35.18	2983.78	543.50	3527.28	39222.23
13	NONSCHEDULED	5180						
14	ALL SERVICES	948719	35659.77	35.18	2983.78	543.50	3527.28	39222.23
15								
16	DL DOMESTIC-----SCHEDULED	651720	11789.32	991.72	3598.75		3598.75	16379.79
17	NONSCHEDULED	298						
18	ALL SERVICES	651978	11789.32	991.72	3598.75		3598.75	16379.79
19								
20	DP DOMESTIC-----SCHEDULED	15674	29.36					29.36
21								
22	EA DOMESTIC-----SCHEDULED	286427	6890.64	196.66	823.09	16.28	839.37	7926.67
23	NONSCHEDULED	79						
24	ALL SERVICES	286506	6890.64	196.66	823.09	16.28	839.37	7926.67
25								
26	FT DOMESTIC-----SCHEDULED		64008.97	754.12	1728.77	98.82	1827.59	66590.68
27	NONSCHEDULED		417.87					417.87
28	ALL SERVICES		64426.84	754.12	1728.77	98.82	1827.59	67008.55
29								
30	GG DOMESTIC-----SCHEDULED	14649						
31								
32	GW DOMESTIC-----SCHEDULED	311147	136.02		18.00		18.00	156.02
33	NONSCHEDULED	305						
34	ALL SERVICES	311452	136.02		18.00		18.00	156.02
35								
36	II DOMESTIC-----SCHEDULED	16776	2.00					2.00
37	NONSCHEDULED	4						
38	ALL SERVICES	16780	2.00					2.00
39								
40	NW DOMESTIC-----SCHEDULED	153803	5786.73	23.70	580.34	811.21	1391.55	7201.98
41	NONSCHEDULED	208						
42	ALL SERVICES	154011	5786.73	23.70	580.34	811.21	1391.55	7201.98
43								
44	OC DOMESTIC-----SCHEDULED	122604	51.80	1.90				53.70
45	NONSCHEDULED	560						
46	ALL SERVICES	123164	51.80	1.90				53.70
47								
48	PA DOMESTIC-----SCHEDULED	796171	19973.90	70.39	3662.22	92.43	3754.65	11.36
49	NONSCHEDULED	374						
50	ALL SERVICES	796545	19973.90	70.39	3662.22	92.43	3754.65	11.36
51								
52	PA INTERNATIONAL--SCHEDULED	222871	3306.37		671.69		671.69	45.61
53	NONSCHEDULED	484						
54	ALL SERVICES	223355	3306.37		671.69		671.69	45.61
55								
56	PA TOTAL-----SCHEDULED	1019042	23280.27	70.39	4333.91	92.43	4426.34	56.97
57	NONSCHEDULED	858						
58	ALL SERVICES	1019900	23280.27	70.39	4333.91	92.43	4426.34	56.97
59								
60	PS DOMESTIC-----SCHEDULED	1537496	3945.25		1891.00		1891.00	5836.25
61	NONSCHEDULED	4516						
62	ALL SERVICES	1542012	3945.25		1891.00		1891.00	5836.25
63								
64	PX DOMESTIC-----SCHEDULED	25648	70.35					70.35
65	NONSCHEDULED	939						
66	ALL SERVICES	26587	70.35					70.35
67								
68	RD DOMESTIC-----SCHEDULED		3464.85					3464.85
69								
70	RW DOMESTIC-----SCHEDULED	143265	1130.79	47.99	815.75		815.75	1994.53
71	NONSCHEDULED	5640						
72	ALL SERVICES	148905	1130.79	47.99	815.75		815.75	1994.53
73								
74	RW DOMESTIC-----SCHEDULED	53005	479.50	23.97	463.19	.07	463.26	966.73
75	NONSCHEDULED	81						
76	ALL SERVICES	53086	479.50	23.97	463.19	.07	463.26	966.73
77								
78	SB DOMESTIC-----SCHEDULED		9335.74	4301.70				13637.44
79								
80	TJ DOMESTIC-----SCHEDULED	101850	488.98	7.85	221.84		221.84	718.67
81	NONSCHEDULED	87						
82	ALL SERVICES	101937	488.98	7.85	221.84		221.84	718.67
83								
84	TV INTERNATIONAL--SCHEDULED	6157	89.78					89.78
85								
86	TW DOMESTIC-----SCHEDULED	1360792	19235.64	229.09	5176.27	2259.77	7436.04	26900.77
87								
88	TW INTERNATIONAL--SCHEDULED	86403	1736.48		232.54	.53	233.07	1969.55
89								
90	TW TOTAL-----SCHEDULED	1447195	20972.12	229.09	5408.81	2260.30	7669.11	28870.32
91								
92	UA DOMESTIC-----SCHEDULED	3020007	50428.84	2431.73	12374.76	2006.46	14381.22	67241.79
93	NONSCHEDULED	13624						
94	ALL SERVICES	3033631	50428.84	2431.73	12374.76	2006.46	14381.22	67241.79
95								
96	WA DOMESTIC-----SCHEDULED	1953744	18463.89	361.17	5966.43	2861.94	8828.37	27653.43
97	NONSCHEDULED	5089						
98	ALL SERVICES	1958833	18463.89	361.17	5966.43	2861.94	8828.37	27653.43
99								
100	WA INTERNATIONAL--SCHEDULED	293884	5437.44	14.19	512.54		512.54	5964.17
101								
102	WA TOTAL-----SCHEDULED	2247628	23901.33	375.36	6478.97	2861.94	9340.91	33617.60
103	NONSCHEDULED	5089						
104	ALL SERVICES	2252717	23901.33	375.36	6478.97	2861.94	9340.91	33617.60
105								
106	WI DOMESTIC-----SCHEDULED	68789	69.70					69.70
107								
108	AIRPORT TOTAL							
109	DOMESTIC-----SCHEDULED	13428037	306398.91	10356.86	47357.24	14581.21	61938.45	11.36
110	NONSCHEDULED	45741	417.87					417.87
111	ALL SERVICES	13473778	306816.78	10356.86	47357.24	14581.21	61938.45	11.36
112								

TABLE 6
ENPLANED REVENUE PASSENGERS, ENPLANED REVENUE TONS OF CARGO AND MAIL, AND AIR TRAFFIC
HUB CLASSIFICATIONS, BY TYPE OF OPERATION, BY TYPE OF SERVICE, BY COMMUNITY, AND BY CARRIER
 12 MONTHS ENDED DECEMBER 31, 1980

No.	Area, state or country Community (Airport name) Carrier Type of operation Type of service Hub type and percent of enplanements	Enplaned revenue tons							
		Enplaned passengers	Freight	Express	Priority	Nonpriority	Total	Foreign mail	Total cargo and mail
1	2	3	4	5	6	7	8	9	
1	AIRPORT TOTAL (CONT.)								
2	INTERNATIONAL--SCHEDULED	683043	12148.27	14.19	1712.34	6.33	1720.67	45.61	13928.74
3	NONSCHEDULED	484							
4	ALL SERVICES	683527	12148.27	14.19	1712.34	6.33	1720.67	45.61	13928.74
5	TOTAL-----SCHEDULED	14111080	318547.18	10371.05	49069.58	14569.54	63659.12	56.97	352634.32
6	NONSCHEDULED	46245	417.87						417.87
7	ALL SERVICES	14157305	318965.05	10371.05	49069.58	14569.54	63659.12	56.97	394052.19
10	(ORANGE COUNTY) C-41								
11	FI DOMESTIC-----SCHEDULED	2589	.39		.16		.16		.55
12	GM DOMESTIC-----SCHEDULED	105669	22.73						22.73
13	OC DOMESTIC-----SCHEDULED	75350	511.95	26.79					538.74
14	NONSCHEDULED	788							
15	ALL SERVICES	754338	511.95	26.79					538.74
16	RW DOMESTIC-----SCHEDULED	243018	312.46	117.90	.04		.04		430.40
17	NONSCHEDULED								
18	ALL SERVICES	243018	312.46	117.90	.04		.04		430.40
19	WA DOMESTIC-----SCHEDULED	68843	120.81	70.90	.31	.01	.32		192.03
20	NONSCHEDULED								
21	ALL SERVICES	68843	120.81	70.90	.31	.01	.32		192.03
22	NA DOMESTIC-----SCHEDULED	5111			.04		.04		.04
23	NONSCHEDULED								
24	ALL SERVICES	5111			.04		.04		.04
25	AIRPORT TOTAL								
26	DOMESTIC-----SCHEDULED	1178780	968.34	215.59	.55	.01	.56		1184.49
27	NONSCHEDULED	748							
28	ALL SERVICES	1179528	968.34	215.59	.55	.01	.56		1184.49
29	INTERNATIONAL-----SCHEDULED								
30	NONSCHEDULED								
31	ALL SERVICES								
32	COMMUNITY TOTAL BY CARRIER								
33	AA DOMESTIC-----SCHEDULED	1670863	54617.34	879.69	6822.87	5890.73	12713.60		68210.63
34	NONSCHEDULED	2434							
35	ALL SERVICES	1673297	54617.34	879.69	6822.87	5890.73	12713.60		68210.63
36	BN DOMESTIC-----SCHEDULED	140068	337.53		230.18		230.18		567.71
37	NONSCHEDULED	1263							
38	ALL SERVICES	141331	337.53		230.18		230.18		567.71
39	BN INTERNATIONAL-----SCHEDULED	73728	1578.20		295.57	7.80	303.37		1081.57
40	NONSCHEDULED								
41	ALL SERVICES	73728	1578.20		295.57	7.80	303.37		1081.57
42	BM TOTAL-----SCHEDULED	213796	1915.73		525.75	7.80	533.55		2449.28
43	NONSCHEDULED	1263							
44	ALL SERVICES	215059	1915.73		525.75	7.80	533.55		2449.28
45	CD DOMESTIC-----SCHEDULED	989258	36280.89	35.48	2984.45	543.50	3527.95		39844.32
46	NONSCHEDULED	5279							
47	ALL SERVICES	954537	36280.89	35.48	2984.45	543.50	3527.95		39844.32
48	DL DOMESTIC-----SCHEDULED	651720	11789.32	991.72	3598.75		3598.75		16379.79
49	NONSCHEDULED	258							
50	ALL SERVICES	651978	11789.32	991.72	3598.75		3598.75		16379.79
51	OP DOMESTIC-----SCHEDULED	15674	29.36						29.36
52	NONSCHEDULED								
53	ALL SERVICES	15674	29.36						29.36
54	EA DOMESTIC-----SCHEDULED	286427	6890.64	196.66	823.09	16.28	839.37		7926.67
55	NONSCHEDULED	79							
56	ALL SERVICES	286506	6890.64	196.66	823.09	16.28	839.37		7926.67
57	FL DOMESTIC-----SCHEDULED	2589	.39		.16		.16		.55
58	NONSCHEDULED								
59	ALL SERVICES	2589	.39		.16		.16		.55
60	FT DOMESTIC-----SCHEDULED		64008.97	754.12	1728.77	98.82	1827.59		66590.68
61	NONSCHEDULED		417.87						417.87
62	ALL SERVICES		64426.84	754.12	1728.77	98.82	1827.59		67008.55
63	GG DOMESTIC-----SCHEDULED	14649							
64	NONSCHEDULED								
65	ALL SERVICES	14649							
66	GM DOMESTIC-----SCHEDULED	416816	160.75		18.00		18.00		178.75
67	NONSCHEDULED	305							
68	ALL SERVICES	417121	160.75		18.00		18.00		178.75
69	II DOMESTIC-----SCHEDULED	16776	2.00						2.00
70	NONSCHEDULED	4							
71	ALL SERVICES	16780	2.00						2.00
72	MW DOMESTIC-----SCHEDULED	193803	5786.73	23.70	580.34	811.21	1391.55		7201.98
73	NONSCHEDULED	208							
74	ALL SERVICES	194011	5786.73	23.70	580.34	811.21	1391.55		7201.98
75	OC DOMESTIC-----SCHEDULED	876154	563.75	28.69					592.44
76	NONSCHEDULED	6448							
77	ALL SERVICES	882602	563.75	28.69					592.44
78	PA DOMESTIC-----SCHEDULED	756171	19973.90	70.39	3662.22	92.43	3754.65	11.36	23810.30
79	NONSCHEDULED	374							
80	ALL SERVICES	756545	19973.90	70.39	3662.22	92.43	3754.65	11.36	23810.30
81	PA INTERNATIONAL-----SCHEDULED	222871	3306.37		671.69		671.69	45.61	4023.67
82	NONSCHEDULED	484							
83	ALL SERVICES	223355	3306.37		671.69		671.69	45.61	4023.67
84	PA TOTAL-----SCHEDULED	1019042	23280.27	70.39	4333.91	92.43	4426.34	56.97	27833.97
85	NONSCHEDULED	858							
86	ALL SERVICES	1019900	23280.27	70.39	4333.91	92.43	4426.34	56.97	27833.97
87	PS DOMESTIC-----SCHEDULED	2201588	6015.02		2018.62		2018.62		8033.64
88	NONSCHEDULED	8000							
89	ALL SERVICES	2209588	6015.02		2018.62		2018.62		8033.64
90	PX DOMESTIC-----SCHEDULED	43840	79.08						79.08
91	NONSCHEDULED	9783							7713.00
92	ALL SERVICES	53643	7792.08						7792.08
93	RD DOMESTIC-----SCHEDULED		3444.85						3444.85
94	NONSCHEDULED								
95	ALL SERVICES		3444.85						3444.85
96	RW DOMESTIC-----SCHEDULED	772536	2715.21	298.84	1279.41	.12	1279.53		4293.58
97	NONSCHEDULED	5721							
98	ALL SERVICES	778257	2715.21	298.84	1279.41	.12	1279.53		4293.58
99	SB DOMESTIC-----SCHEDULED		9335.74	4301.70					13637.44

TABLE 6
 ENPLANED REVENUE PASSENGERS, ENPLANED REVENUE TONS OF CARGO AND MAIL, AND AIR TRAFFIC
 HUB CLASSIFICATIONS, BY TYPE OF OPERATION, BY TYPE OF SERVICE, BY COMMUNITY, AND BY CARRIER
 12 MONTHS ENDED DECEMBER 31, 1980

Line No.	Area, state or country Community (Airport name) Carrier Type of operation Type of service Hub type and percent of enplanements	Enplaned passengers	Enplaned revenue tons					Foreign mail	Total cargo and mail
			Freight	Express	Priority	U.S. Mail Nonpriority	Total		
		2	3	4	5	6	7	8	9
COMMUNITY TOTAL BY CARRIER (CONT.)									
1	TI DOMESTIC-----SCHEDULED	101850	988.90	7.85	221.84		221.84		718.67
2	TI DOMESTIC-----NONSCHEDULED	87							
3	TI DOMESTIC-----ALL SERVICES	101937	988.98	7.85	221.84		221.84		718.67
4	TV INTERNATIONAL--SCHEDULED	6157	89.78						89.78
5	TW DOMESTIC-----SCHEDULED	1360792	19235.64	229.09	5176.27	2259.77	7436.04		26900.77
6	TW INTERNATIONAL--SCHEDULED	86403	1736.48		232.54	.53	233.07		1969.55
7	TW TOTAL-----SCHEDULED	1447195	20972.12	229.09	5408.81	2260.30	7669.11		28870.32
8	UA DOMESTIC-----SCHEDULED	3620007	50428.84	2431.73	12374.76	2006.46	14381.22		67241.79
9	UA DOMESTIC-----NONSCHEDULED	13714							
10	UA DOMESTIC-----ALL SERVICES	3033721	50428.84	2431.73	12374.76	2006.46	14381.22		67241.79
11	WA DOMESTIC-----SCHEDULED	1558855	18463.89	361.17	5966.47	2861.94	8828.41		27653.47
12	WA DOMESTIC-----NONSCHEDULED	5089							
13	WA DOMESTIC-----ALL SERVICES	1923944	18463.89	361.17	5966.47	2861.94	8828.41		27653.47
14	WA INTERNATIONAL--SCHEDULED	253884	3437.44	14.19	512.54		512.54		5964.17
15	WA TOTAL-----SCHEDULED	2252739	23901.33	375.36	6479.01	2861.94	9340.95		33617.64
16	WA TOTAL-----NONSCHEDULED	5089							
17	WA TOTAL-----ALL SERVICES	2257828	23901.33	375.36	6479.01	2861.94	9340.95		33617.64
18	WI DOMESTIC-----SCHEDULED	68789	69.70						69.70
COMMUNITY TOTAL									
19	DOMESTIC-----SCHEDULED	15559245	310738.52	10610.83	47486.20	14581.26	62067.46	11.36	383428.17
20	DOMESTIC-----NONSCHEDULED	59046	8130.87						8130.87
21	DOMESTIC-----ALL SERVICES	15658291	318869.39	10610.83	47486.20	14581.26	62067.46	11.36	391559.04
22	INTERNATIONAL--SCHEDULED	683043	12148.27	14.19	1712.34	8.33	1720.67	45.61	13928.74
23	INTERNATIONAL--NONSCHEDULED	484							
24	INTERNATIONAL--ALL SERVICES	683527	12148.27	14.19	1712.34	8.33	1720.67	45.61	13928.74
25	TOTAL-----SCHEDULED	16282288	322886.79	10625.02	49198.54	14589.59	63788.13	56.97	397356.91
26	TOTAL-----NONSCHEDULED	59530	8130.87						8130.87
27	TOTAL-----ALL SERVICES	16341818	331017.66	10625.02	49198.54	14589.59	63788.13	56.97	405487.78
MERCEDES (MERCEDES MUNI) N C 00									
28	GG DOMESTIC-----SCHEDULED	3102							
MODESTO (MODESTO CITY-COUNTY) N C 00									
29	UA DOMESTIC-----SCHEDULED	13362		13.54	2.62	.22	.22		16.38
COMMUNITY TOTAL DOMESTIC-----SCHEDULED									
30		14830	13.54	2.62	.22	.22			16.38
MOJAVE (MOJAVE) N C 00									
31	GW DOMESTIC-----SCHEDULED				24.80		24.80		24.80
MUNICH (EDWARDS AFB) N C 00									
32	GW DOMESTIC-----SCHEDULED	1414	.07						.07
ONTARIO/SAN BERNARDI/RIVERSIDE MONTICELLO INTERNATIONAL) O-34 C-34									
33	AA DOMESTIC-----SCHEDULED	113540	198.66		.52	19.26	19.78		218.44
34	CC DOMESTIC-----SCHEDULED	106583	531.92	.04	48.95		48.99		580.95
35	CC DOMESTIC-----NONSCHEDULED	126							
36	CC DOMESTIC-----ALL SERVICES	106709	531.92	.04	48.95		48.99		580.95
37	GW DOMESTIC-----SCHEDULED	69234	8.15						8.15
38	TI DOMESTIC-----SCHEDULED	1428							
39	CC DOMESTIC-----SCHEDULED	317327	266.23	2.98					269.21
40	CC DOMESTIC-----NONSCHEDULED	220							
41	CC DOMESTIC-----ALL SERVICES	317547	266.23	2.98					269.21
42	PS DOMESTIC-----SCHEDULED	144256	80.86						80.86
43	RW DOMESTIC-----SCHEDULED	69117	325.59	3.48					329.07
44	RW DOMESTIC-----NONSCHEDULED	80							
45	RW DOMESTIC-----ALL SERVICES	69197	325.59	3.48					329.07
46	RW DOMESTIC-----SCHEDULED	24210	119.56	11.85					131.41
47	RW DOMESTIC-----NONSCHEDULED	304							
48	RW DOMESTIC-----ALL SERVICES	24514	119.56	11.85					131.41
49	TW DOMESTIC-----SCHEDULED	15136	8.42						8.42
50	UA DOMESTIC-----SCHEDULED	85902	153.30	34.41	.66		.66		188.37
51	UA DOMESTIC-----NONSCHEDULED	2833							
52	UA DOMESTIC-----ALL SERVICES	88735	153.30	34.41	.66		.66		188.37
53	WA DOMESTIC-----SCHEDULED	27067	77.54		1.72		1.72		79.26
AIRPORT TOTAL DOMESTIC-----SCHEDULED									
54		678800	1770.23	52.76	51.89	19.26	71.15		1894.14
55	DOMESTIC-----NONSCHEDULED	3563							
56	DOMESTIC-----ALL SERVICES	982363	1770.23	52.76	51.89	19.26	71.15		1894.14

TABLE 6
ENPLANED REVENUE PASSENGERS, ENPLANED REVENUE TONS OF CARGO AND MAIL, AND AIR TRAFFIC
HUB CLASSIFICATIONS, BY TYPE OF OPERATION, BY TYPE OF SERVICE, BY COMMUNITY, AND BY CARRIER
12 MONTHS ENDED DECEMBER 31, 1980

No.	Area, state or country Community Carrier Type of operation Type of service Hub type and percent of enplanements	Enplaned passengers	Enplaned revenue tons						
			Freight	Express	Priority	U.S. Mail Nonpriority	Total	Foreign mail	Total cargo and mail
		2	3	4	5	6	7	8	9
1	ONTARIO/SAN BERNARDI/RIVERSIDE (CONT.)								
2	(RIVERSIDE MUNI)	0.00							
3	II DOMESTIC-----SCHEDULED	27							
4	COMMUNITY TOTAL BY CARRIER								
5	AA DOMESTIC-----SCHEDULED	118540	198.66		.52	19.26	19.78		218.44
6	CO DOMESTIC-----SCHEDULED	106583	531.92	.04	48.99		48.99		580.95
7	NONSCHEDULED	126							
8	ALL SERVICES	106709	531.92	.04	48.99		48.99		580.95
9	GW DOMESTIC-----SCHEDULED	69234	8.15						8.15
10	II DOMESTIC-----SCHEDULED	1455							
11	CC DOMESTIC-----SCHEDULED	317327	266.23	2.98					269.21
12	NONSCHEDULED	220							
13	ALL SERVICES	317547	266.23	2.98					269.21
14	PS DOMESTIC-----SCHEDULED	144256	80.86						80.86
15	RW DOMESTIC-----SCHEDULED	53327	445.15	15.33					460.48
16	NONSCHEDULED	384							
17	ALL SERVICES	53711	445.15	15.33					460.48
18	Tw DOMESTIC-----SCHEDULED	15136	8.42						8.42
19	UA DOMESTIC-----SCHEDULED	85902	153.30	34.41	.66		.66		188.37
20	NONSCHEDULED	2833							
21	ALL SERVICES	88735	153.30	34.41	.66		.66		188.37
22	WA DOMESTIC-----SCHEDULED	27067	77.54		1.72		1.72		79.26
23	COMMUNITY TOTAL								
24	DOMESTIC-----SCHEDULED	978827	1770.23	52.76	51.89	19.26	71.15		1894.14
25	NONSCHEDULED	2563							
26	ALL SERVICES	982390	1770.23	52.76	51.89	19.26	71.15		1894.14
27									
28									
29									
30									
31									
32									
33									
34									
35									
36									
37									
38									
39									
40									
41	CXNARO/VENTURA	N 0.00							
42	(VENTURA COUNTY)								
43	GW DOMESTIC-----SCHEDULED	36652	21.90						21.90
44	ID DOMESTIC-----SCHEDULED	3213							
45	COMMUNITY TOTAL								
46	DOMESTIC-----SCHEDULED	39865	21.90						21.90
47									
48									
49									
50									
51									
52	PALMDALE/LANCASTER	N 0.00							
53	(PALMDALE AIR FORCE PLANT NR 42)								
54	GW DOMESTIC-----SCHEDULED	3949	7.08						7.08
55									
56									
57									
58	PALOMAR	N 0.00							
59	(PALOMAR)								
60	GW DOMESTIC-----SCHEDULED	148	.10						.10
61	II DOMESTIC-----SCHEDULED	451							
62	NONSCHEDULED	1							
63	ALL SERVICES	452							
64	COMMUNITY TOTAL								
65	DOMESTIC-----SCHEDULED	599	.10						.10
66	NONSCHEDULED	1							
67	ALL SERVICES	600	.10						.10
68									
69									
70									
71									
72									
73	RED BLUFF/REDDING	N 0.00							
74	(REDDING MUNI)								
75	FL DOMESTIC-----SCHEDULED	6619	18.61	1.92	1.43		1.43		21.96
76	PM DOMESTIC-----SCHEDULED	34274	64.97	.25	3.46		3.46		68.68
77	NONSCHEDULED	80							
78	ALL SERVICES	34354	64.97	.25	3.46		3.46		68.68
79	RW DOMESTIC-----SCHEDULED	9641	21.39	.39	1.78		1.78		23.56
80	NONSCHEDULED	195							
81	ALL SERVICES	9836	21.39	.39	1.78		1.78		23.56
82	COMMUNITY TOTAL								
83	DOMESTIC-----SCHEDULED	50534	104.97	2.56	6.67		6.67		114.20
84	NONSCHEDULED	275							
85	ALL SERVICES	50809	104.97	2.56	6.67		6.67		114.20
86									
87									
88									
89									
90									
91									
92	SACRAMENTO	M 0.38							
93	(SACRAMENTO METROPOLITAN)								
94	AA DOMESTIC-----SCHEDULED	21923	25.99	3.47	95.31	.71	96.02		125.48
95	BN DOMESTIC-----SCHEDULED	238	.01						.01
96	FL DOMESTIC-----SCHEDULED	56181	130.67	12.61	268.24		268.24		411.52
97	GG DOMESTIC-----SCHEDULED	15870							
98	ID DOMESTIC-----SCHEDULED	12980							
99	DC DOMESTIC-----SCHEDULED	176592	66.49	2.16					68.65
100	NONSCHEDULED	116							
101	ALL SERVICES	176708	66.49	2.16					68.65
102	PS DOMESTIC-----SCHEDULED	369796	112.90		844.64		844.64		957.54
103	NONSCHEDULED	25							
104	ALL SERVICES	369831	112.90		844.64		844.64		957.54
105									
106									
107									
108									
109									
110									
111									
112									

TABLE 6
 ENPLANED REVENUE PASSENGERS, ENPLANED REVENUE TONS OF CARGO AND MAIL, AND AIR TRAFFIC
 HUB CLASSIFICATIONS, BY TYPE OF OPERATION, BY TYPE OF SERVICE, BY COMMUNITY, AND BY CARRIER
 12 MONTHS ENDED DECEMBER 31, 1980

No.	Area, state or country Community (Airport name) Carrier Type of operation Type of service Hub type and percent of enplanements	Enplaned passengers	Freight	Express	U.S. Mail		Total	Foreign mail	Total cargo and mail
					Priority	Nonpriority			
		2	3	4	5	6	7	8	9
1	SACRAMENTO METROPOLITAN (CONT.)								
2	RM DOMESTIC-----SCHEDULED	96101	55.00	3.51	213.26	.04	213.30		271.81
3									
4	RM DOMESTIC-----SCHEDULED	14312	26.80	.30	84.62		84.62		111.72
5	NONSCHEDULED	82							
6	ALL SERVICES	14394	26.80	.30	84.62		84.62		111.72
7									
8	UA DOMESTIC-----SCHEDULED	214796	468.93	68.48	1041.22	.02	1041.24		1578.65
9	NONSCHEDULED	1506							
10	ALL SERVICES	216304	468.93	68.48	1041.22	.02	1041.24		1578.65
11									
12	WA DOMESTIC-----SCHEDULED	157991	159.29	27.56	2004.57	.32	2004.89		2191.74
13									
14	WI DOMESTIC-----SCHEDULED	6665	5.08						5.08
15									
16	COMMUNITY TOTAL								
17	DOMESTIC-----SCHEDULED	1093447	1051.16	118.09	4551.86	1.09	4552.95		5722.20
18	NONSCHEDULED	1739							
19	ALL SERVICES	1095186	1051.16	118.09	4551.86	1.09	4552.95		5722.20
20									
21									
22									
23	SALINAS/MONTEREY S C-07								
24	(PENINSULA)								
25	GG DOMESTIC-----SCHEDULED	35960							
26									
27	JD DOMESTIC-----SCHEDULED	4538							
28									
29	LC DOMESTIC-----SCHEDULED	63731	7.05	.88					7.93
30									
31	UA DOMESTIC-----SCHEDULED	102981	213.00	19.51	8.61	.55	9.16		241.67
32	NONSCHEDULED	328							
33	ALL SERVICES	103309	213.00	19.51	8.61	.55	9.16		241.67
34									
35	COMMUNITY TOTAL								
36	DOMESTIC-----SCHEDULED	207210	220.05	20.39	8.61	.55	9.16		249.60
37	NONSCHEDULED	328							
38	ALL SERVICES	207538	220.05	20.39	8.61	.55	9.16		249.60
39									
40									
41									
42	SAN DIEGO M C-90								
43	(SAN DIEGO INTL-LINDBERGH FLD)								
44	AA DOMESTIC-----SCHEDULED	458460	2919.82	44.06	1807.62	12.29	1819.91		4783.79
45	NONSCHEDULED	202							
46	ALL SERVICES	458662	2919.82	44.06	1807.62	12.29	1819.91		4783.79
47									
48	CO DOMESTIC-----SCHEDULED	43949	478.50	.64	190.12		190.12		669.26
49									
50	DL DOMESTIC-----SCHEDULED	114371	1025.08	10.30	418.43		418.43		1453.81
51	NONSCHEDULED	112							
52	ALL SERVICES	114483	1025.08	10.30	418.43		418.43		1453.81
53									
54	FW DOMESTIC-----SCHEDULED	64423	33.46						33.46
55	NONSCHEDULED	21							
56	ALL SERVICES	64444	33.46						33.46
57									
58	IT DOMESTIC-----SCHEDULED	19636	14.00						14.00
59									
60	PA DOMESTIC-----SCHEDULED	80851	396.91	10.02	278.35	.05	278.40		685.33
61									
62	PS DOMESTIC-----SCHEDULED	665033	1112.27		118.29		118.29		1230.56
63	NONSCHEDULED	1491							
64	ALL SERVICES	650524	1112.27		118.29		118.29		1230.56
65									
66	RC DOMESTIC-----SCHEDULED	16711	32.81		.72		.72		33.53
67									
68	RM DOMESTIC-----SCHEDULED	25599	65.59	.79	37.48		37.48		103.86
69	NONSCHEDULED	120							
70	ALL SERVICES	25719	65.59	.79	37.48		37.48		103.86
71									
72	RM DOMESTIC-----SCHEDULED	8685	15.60	.44	13.57		13.57		29.61
73									
74	TW DOMESTIC-----SCHEDULED	27272	34.16		93.05		93.05		127.21
75	NONSCHEDULED	101							
76	ALL SERVICES	27373	34.16		93.05		93.05		127.21
77									
78	UA DOMESTIC-----SCHEDULED	442578	2279.89	124.00	1949.49	.66	1950.15		4354.04
79	NONSCHEDULED	1232							
80	ALL SERVICES	443810	2279.89	124.00	1949.49	.66	1950.15		4354.04
81									
82	WA DOMESTIC-----SCHEDULED	468228	1684.24	23.53	1034.54	7.12	1041.66		2749.43
83	NONSCHEDULED	97							
84	ALL SERVICES	468325	1684.24	23.53	1034.54	7.12	1041.66		2749.43
85									
86	WA INTERNATIONAL--SCHEDULED	33165	256.04		4.25		4.25		260.29
87									
88	WA TOTAL-----SCHEDULED	501393	1940.28	23.53	1038.79	7.12	1045.91		3009.72
89	NONSCHEDULED	97							
90	ALL SERVICES	501490	1940.28	23.53	1038.79	7.12	1045.91		3009.72
91									
92	COMMUNITY TOTAL								
93	DOMESTIC-----SCHEDULED	2499796	10092.33	213.78	5941.66	20.12	5961.78		16267.89
94	NONSCHEDULED	3376							
95	ALL SERVICES	2503172	10092.33	213.78	5941.66	20.12	5961.78		16267.89
96									
97	INTERNATIONAL--SCHEDULED	33165	256.04		4.25		4.25		260.29
98									
99	TOTAL-----SCHEDULED	2532961	10348.37	213.78	5945.91	20.12	5966.03		16528.18
100	NONSCHEDULED	4376							
101	ALL SERVICES	2536337	10348.37	213.78	5945.91	20.12	5966.03		16528.18
102									
103									
104									
105	SAN FRANCISCO/OAKLAND L 3.66								
106	(OAKLAND METROPOLITAN INTL) 0.32								
107	AA DOMESTIC-----SCHEDULED	1331	1.10		11.01		11.01		12.11
108									
109	JD DOMESTIC-----SCHEDULED	6255							
110									
111									
112									

TABLE 6
ENPLANED REVENUE PASSENGERS, ENPLANED REVENUE TONS OF CARGO AND MAIL, AND AIR TRAFFIC
HUB CLASSIFICATIONS, BY TYPE OF OPERATION, BY TYPE OF SERVICE, BY COMMUNITY, AND BY CARRIER
12 MONTHS ENDED DECEMBER 31, 1980

Line No.	Area, state or country Community (Airport name) Carrier Type of operation Type of service Hub type and percent of enplanements	Enplaned passengers	Enplaned revenue tons					Foreign mail	Total cargo and mail
			Freight	Express	Priority	U. S. Mail Nonpriority	Total		
	1	2	3	4	5	6	7	8	9
1	OAKLAND METROPOLITAN INTL (CONT.)								
2	OC DOMESTIC-----SCHEDULED	209628	88.47	3.16					91.63
3	NONSCHEDULED	336							
4	ALL SERVICES	209964	88.47	3.16					91.63
5									
6	PS DOMESTIC-----SCHEDULED	419614	528.99		29.06		24.06		558.05
7	NONSCHEDULED	106							
8	ALL SERVICES	419720	528.99		29.06		29.06		558.05
9									
10	RM DOMESTIC-----SCHEDULED	57478	156.85	2.45	51.88		51.88		211.18
11									
12	RM DOMESTIC-----SCHEDULED	32568	65.13	1.63	.06		.06		86.82
13									
14	UA DOMESTIC-----SCHEDULED	146712	436.12	9.55	259.21		259.21		704.88
15	NONSCHEDULED	2062							
16	ALL SERVICES	142774	436.12	9.55	259.21		259.21		704.88
17									
18	WA DOMESTIC-----SCHEDULED	17887	155.59	3.98	13.70		13.70		173.27
19	NONSCHEDULED	107							
20	ALL SERVICES	17994	155.59	3.98	13.70		13.70		173.27
21									
22	AIRPORT TOTAL								
23	DOMESTIC-----SCHEDULED	925473	1452.25	20.77	364.92		364.92		1837.94
24	NONSCHEDULED	2611							
25	ALL SERVICES	928084	1452.25	20.77	364.92		364.92		1837.94
26									
27	(SAN FRANCISCO INTL) 3.34								
28	AA DOMESTIC-----SCHEDULED	850935	25268.64	605.23	3131.63	2998.40	6130.03		32003.90
29	NONSCHEDULED	140							
30	ALL SERVICES	851075	25268.64	605.23	3131.63	2998.40	6130.03		32003.90
31									
32	AS DOMESTIC-----SCHEDULED	42117	544.87		411.35		411.35		956.22
33									
34	BN DOMESTIC-----SCHEDULED	32177	185.05		25.21	3.77	28.98		214.03
35	NONSCHEDULED	102							
36	ALL SERVICES	32279	185.05		25.21	3.77	28.98		214.03
37									
38	CO DOMESTIC-----SCHEDULED	183242	2476.85	12.94	603.26		603.26		3093.05
39									
40	DL DOMESTIC-----SCHEDULED	353492	6001.90	580.03	2155.76		2155.76		8737.69
41	NONSCHEDULED	95							
42	ALL SERVICES	353587	6001.90	580.03	2155.76		2155.76		8737.69
43									
44	EA DOMESTIC-----SCHEDULED	246481	3201.87	2.77	995.38	429.85	1425.23		4629.87
45									
46	FT DOMESTIC-----SCHEDULED	47539.96	228.78	1754.66	1038.56	2793.22	2793.22		50561.96
47	NONSCHEDULED	125.11							125.11
48	ALL SERVICES	47665.07	228.78	1754.66	1038.56	2793.22	2793.22		50687.07
49									
50	FT INTERNATIONAL--SCHEDULED		2397.04		307.45	214.84	522.29		2919.33
51	NONSCHEDULED	213	391.51						391.51
52	ALL SERVICES	213	2788.55		307.45	214.84	522.29		3310.84
53									
54	FT TOTAL-----SCHEDULED		49537.00	228.78	2062.11	1253.40	3315.51		53481.29
55	NONSCHEDULED	213	516.62						516.62
56	ALL SERVICES	213	50453.62	228.78	2062.11	1253.40	3315.51		53997.91
57									
58	GG DOMESTIC-----SCHEDULED	72199							
59									
60	ID DOMESTIC-----SCHEDULED	9385							
61									
62	NM DOMESTIC-----SCHEDULED	183490	2510.99	5.13	2003.47	636.54	2642.01		5158.13
63									
64	OC DOMESTIC-----SCHEDULED	389041	300.93	4.70					305.63
65	NONSCHEDULED	1643							
66	ALL SERVICES	390684	300.93	4.70					305.63
67									
68	PA DOMESTIC-----SCHEDULED	533568	6586.31	18.70	3520.76	353.60	3874.36	11.75	10491.12
69									
70	PA INTERNATIONAL--SCHEDULED	173695	2422.56		1441.51	367.69	1809.20	2.85	4234.61
71									
72	PA TOTAL-----SCHEDULED	707263	9008.87	18.70	4962.27	721.29	5683.56	14.60	14725.73
73									
74	PS DOMESTIC-----SCHEDULED	1025854	2816.70		2681.75		2681.75		5498.45
75	NONSCHEDULED	1372							
76	ALL SERVICES	1027226	2816.70		2681.75		2681.75		5498.45
77									
78	PX DOMESTIC-----SCHEDULED	21641	7.43						7.43
79	NONSCHEDULED	8019	7788.00						7788.00
80	ALL SERVICES	29660	7795.43						7795.43
81									
82	RD DOMESTIC-----SCHEDULED		822.70						822.70
83									
84	RW DOMESTIC-----SCHEDULED	194300	736.42	18.81	603.27		603.27		1358.50
85	NONSCHEDULED	80							
86	ALL SERVICES	194380	736.42	18.81	603.27		603.27		1358.50
87									
88	RM DOMESTIC-----SCHEDULED	58423	294.02	12.18	277.48		277.48		583.68
89									
90	SB DOMESTIC-----SCHEDULED		3296.39	120.45					3416.84
91									
92	TM DOMESTIC-----SCHEDULED	1025450	4808.70	140.69	4699.85	2061.38	6761.23		13710.62
93									
94	UA DOMESTIC-----SCHEDULED	2853347	44570.87	1534.62	11894.54	4592.25	16486.79		62592.28
95	NONSCHEDULED	5098							
96	ALL SERVICES	2858445	44570.87	1534.62	11894.54	4592.25	16486.79		62592.28
97									
98	WA DOMESTIC-----SCHEDULED	1031548	10879.70	277.63	3309.98	3973.63	7283.61		18440.94
99	NONSCHEDULED	1748							
100	ALL SERVICES	1033296	10879.70	277.63	3309.98	3973.63	7283.61		18440.94
101									
102	WA INTERNATIONAL--SCHEDULED	131							
103									
104	WA TOTAL-----SCHEDULED	1031679	10879.70	277.63	3309.98	3973.63	7283.61		18440.94
105	NONSCHEDULED	1748							
106	ALL SERVICES	1033427	10879.70	277.63	3309.98	3973.63	7283.61		18440.94
107									
108	WI DOMESTIC-----SCHEDULED	23274	8.29						8.29
109	NONSCHEDULED	20							
110	ALL SERVICES	23294	8.29						8.29
111									
112									

TABLE 6
ENPLANED REVENUE PASSENGERS, ENPLANED REVENUE TONS OF CARGO AND MAIL, AND AIR TRAFFIC
HUB CLASSIFICATIONS, BY TYPE OF OPERATION BY TYPE OF SERVICE, BY COMMUNITY, AND BY CARRIER

12 MONTHS ENDED DECEMBER 31, 1960

Line No.	Area, state or country Community (Airport name) Carrier Type of operation Type of service Hub type and percent of enplanements	Enplaned passengers	Enplaned revenue tons						
			Freight	Express	Priority	U.S. Mail Nonpriority	Total	Foreign mail	Total cargo and mail
1	2	3	4	5	6	7	8	9	
1	AIRPORT TOTAL								
2	DOMESTIC-----SCHEDULED	9209928	164858.59	3562.66	38068.35	16089.98	54158.33	11.75	222591.33
3	NONSCHEDULED	18317	7913.11						7913.11
4	ALL SERVICES	9228245	172771.70	3562.66	38068.35	16089.98	54158.33	11.75	230504.44
5	INTERNATIONAL--SCHEDULED	173826	4819.60		1748.96	582.53	2331.49	2.85	7153.94
6	NONSCHEDULED	213	391.51						391.51
7	ALL SERVICES	174039	5211.11		1748.96	582.53	2331.49	2.85	7545.45
8	TOTAL-----SCHEDULED	9383754	169678.19	3562.66	39817.31	16672.51	56489.82	14.60	229745.27
9	NONSCHEDULED	18530	8304.62						8304.62
10	ALL SERVICES	9402284	177982.81	3562.66	39817.31	16672.51	56489.82	14.60	238049.89
11	COMMUNITY TOTAL BY CARRIER								
12	AA DOMESTIC-----SCHEDULED	852266	25269.74	605.23	3142.64	2998.40	6141.04		32016.01
13	NONSCHEDULED	140							
14	ALL SERVICES	852406	25269.74	605.23	3142.64	2998.40	6141.04		32016.01
15	AS DOMESTIC-----SCHEDULED	47117	544.87		411.35		411.35		956.22
16	BN DOMESTIC-----SCHEDULED	32177	185.05		25.21	3.77	28.98		214.03
17	NONSCHEDULED	102							
18	ALL SERVICES	32279	185.05		25.21	3.77	28.98		214.03
19	CD DOMESTIC-----SCHEDULED	18247	2476.85	12.94	603.26		603.26		3093.05
20	DE DOMESTIC-----SCHEDULED	553652	6001.90	580.03	2155.76		2155.76		8737.69
21	NONSCHEDULED	95							
22	ALL SERVICES	553747	6001.90	580.03	2155.76		2155.76		8737.69
23	EA DOMESTIC-----SCHEDULED	246481	3201.87	2.77	995.38	429.85	1425.23		4629.87
24	FB DOMESTIC-----SCHEDULED	47539.96	228.78	1754.66	1038.56	2793.22		50561.96	
25	NONSCHEDULED	125.11						125.11	
26	ALL SERVICES	47665.07	228.78	1754.66	1038.56	2793.22		50687.07	
27	FE INTERNATIONAL--SCHEDULED	2397.04		307.45	214.84	522.29		2919.33	
28	NONSCHEDULED	213	391.51					391.51	
29	ALL SERVICES	213	2788.55		307.45	214.84	522.29		3310.84
30	FF TOTAL-----SCHEDULED	49937.00	228.78	2062.11	1253.40	3315.51		53481.29	
31	NONSCHEDULED	213	516.62					516.62	
32	ALL SERVICES	213	50453.62	228.78	2062.11	1253.40	3315.51		53997.91
33	GG DOMESTIC-----SCHEDULED	72199							
34	HD DOMESTIC-----SCHEDULED	15644							
35	HE DOMESTIC-----SCHEDULED	185490	2510.99	5.13	2003.47	638.54	2642.01		5158.13
36	IC DOMESTIC-----SCHEDULED	558669	385.40	7.86					397.26
37	NONSCHEDULED	1979							
38	ALL SERVICES	600648	389.40	7.86					397.26
39	IA DOMESTIC-----SCHEDULED	533568	6586.31	18.70	3520.76	353.60	3874.36	11.75	10491.12
40	IB INTERNATIONAL--SCHEDULED	173695	2422.56		1441.51	367.69	1809.20	2.85	4234.61
41	IC TOTAL-----SCHEDULED	707263	9008.87	18.70	4962.27	721.29	5683.56	14.60	14725.73
42	IS DOMESTIC-----SCHEDULED	1445466	3345.69		2710.81		2710.81		6056.50
43	NONSCHEDULED	1478							
44	ALL SERVICES	1446944	3345.69		2710.81		2710.81		6056.50
45	IT DOMESTIC-----SCHEDULED	21641	7.43						7.43
46	NONSCHEDULED	8019	7788.00						7788.00
47	ALL SERVICES	29660	7795.43						7795.43
48	IU DOMESTIC-----SCHEDULED	82270							822.70
49	IV DOMESTIC-----SCHEDULED	362769	1272.42	35.07	932.69	932.69		2240.18	
50	NONSCHEDULED	80							
51	ALL SERVICES	382849	1272.42	35.07	932.69	932.69		2240.18	
52	IV DOMESTIC-----SCHEDULED	3296.39		120.45					3416.84
53	IW DOMESTIC-----SCHEDULED	1025450	6808.70	140.69	4699.85	2061.38	6761.23		13710.62
54	IX DOMESTIC-----SCHEDULED	3034059	45006.99	1544.17	12153.75	4592.25	16746.00		63297.16
55	NONSCHEDULED	7160							
56	ALL SERVICES	3041219	45006.99	1544.17	12153.75	4592.25	16746.00		63297.16
57	IX DOMESTIC-----SCHEDULED	1049435	11035.29	281.61	3323.68	3973.63	7297.31		18614.21
58	NONSCHEDULED	1855							
59	ALL SERVICES	1051290	11035.29	281.61	3323.68	3973.63	7297.31		18614.21
60	IX INTERNATIONAL--SCHEDULED	131							
61	IX TOTAL-----SCHEDULED	1049566	11035.29	281.61	3323.68	3973.63	7297.31		18614.21
62	NONSCHEDULED	1855							
63	ALL SERVICES	1051421	11035.29	281.61	3323.68	3973.63	7297.31		18614.21
64	IX DOMESTIC-----SCHEDULED	23274	8.29						8.29
65	NONSCHEDULED	20							
66	ALL SERVICES	23294	8.29						8.29
67	COMMUNITY TOTAL								
68	DOMESTIC-----SCHEDULED	10135401	166310.84	3583.43	38433.27	16089.98	54523.25	11.75	224429.27
69	NONSCHEDULED	20928	7913.11						7913.11
70	ALL SERVICES	10156329	174223.95	3583.43	38433.27	16089.98	54523.25	11.75	232342.38
71	INTERNATIONAL--SCHEDULED	173826	4819.60		1748.96	582.53	2331.49	2.85	7153.94
72	NONSCHEDULED	213	391.51						391.51
73	ALL SERVICES	174039	5211.11		1748.96	582.53	2331.49	2.85	7545.45
74	TOTAL-----SCHEDULED	10309227	171130.44	3583.43	40182.23	16672.51	56854.74	14.60	231583.21
75	NONSCHEDULED	21141	8304.62						8304.62
76	ALL SERVICES	10330368	179435.06	3583.43	40182.23	16672.51	56854.74	14.60	239887.83

TABLE 6
ENPLANED REVENUE PASSENGERS, ENPLANED REVENUE TONS OF CARGO AND MAIL, AND AIR TRAFFIC
HUB CLASSIFICATIONS, BY TYPE OF OPERATION, BY TYPE OF SERVICE, BY COMMUNITY, AND BY CARRIER
12 MONTHS ENDED DECEMBER 31, 1980

No.	Area, state or country Community (Airport name) Carrier	Type of operation Type of service Hub type and percent of enplanements	Enplaned passengers	Enplaned revenue tons					Total cargo and mail	
				Freight	Express	Priority	U.S. Mail Nonpriority	Total		Foreign mail
			2	3	4	5	6	7	8	9
1	CALIFORNIA	(CONT.)								
2	SAN JOSE	M C.49								
3	(SAN JOSE MUNI)									
4	AA DOMESTIC-----	SCHEDULED	55121	188.00	1.59	523.40	.75	524.15		713.74
5		NONSCHEDULED	155							
6		ALL SERVICES	55276	188.00	1.59	523.40	.75	524.15		713.74
7	CC DOMESTIC-----	SCHEDULED	40607	684.30		143.92		143.92		828.22
8	GG DOMESTIC-----	SCHEDULED	6215							
9	DD DOMESTIC-----	SCHEDULED	17023							
10	DC DOMESTIC-----	SCHEDULED	350284	689.91	13.90					703.81
11		NONSCHEDULED	112							
12		ALL SERVICES	350396	689.91	13.90					703.81
13	PA DOMESTIC-----	SCHEDULED	104							
14	PX DOMESTIC-----	SCHEDULED	471921	841.14		174.88		174.88		1016.02
15		NONSCHEDULED	114							
16		ALL SERVICES	472035	841.14		174.88		174.88		1016.02
17	PX DOMESTIC-----	SCHEDULED	11664	.68						.68
18		NONSCHEDULED	87							
19		ALL SERVICES	11751	.68						.68
20	AW DOMESTIC-----	SCHEDULED	111820	623.43	85.64	87.08		87.08		796.15
21	RM DOMESTIC-----	SCHEDULED	34657	284.56	33.19	45.00		45.00		362.75
22	TR DOMESTIC-----	SCHEDULED	15087	33.41		25.33		25.33		58.74
23	UA DOMESTIC-----	SCHEDULED	144283	453.74	35.83	269.85	1.70	271.55		761.12
24		NONSCHEDULED	544							
25		ALL SERVICES	144827	453.74	35.83	269.85	1.70	271.55		761.12
26	WA DOMESTIC-----	SCHEDULED	44597	443.01	1.77	65.92		65.92		510.70
27		NONSCHEDULED	996							
28		ALL SERVICES	45593	443.01	1.77	65.92		65.92		510.70
29	WT DOMESTIC-----	SCHEDULED	5447	4.86						4.86
30	COMMUNITY TOTAL									
31	DOMESTIC-----	SCHEDULED	1389050	4247.04	171.92	1335.38	2.45	1337.83		5754.79
32		NONSCHEDULED	2008							
33		ALL SERVICES	1391058	4247.04	171.92	1335.38	2.45	1337.83		5754.79
34	SAN LUIS OBISPO/PASO ROBLES	N C.00								
35	(SAN LUIS OBISPO COUNTY)									
36	WI DOMESTIC-----	SCHEDULED	37056	22.47						22.47
37		NONSCHEDULED	27							
38		ALL SERVICES	37083	22.47						22.47
39	SANTA BARBARA	S C.07								
40	(SANTA BARBARA)	C.07								
41	GG DOMESTIC-----	SCHEDULED	2863							
42	GM DOMESTIC-----	SCHEDULED	77196	19.56						19.56
43	ID DOMESTIC-----	SCHEDULED	56249							
44	UA DOMESTIC-----	SCHEDULED	82162	85.76	29.45	3.22	.11	3.33		118.54
45		NONSCHEDULED	51							
46		ALL SERVICES	82213	85.76	29.45	3.22	.11	3.33		118.54
47	AIRPORT TOTAL									
48	DOMESTIC-----	SCHEDULED	218470	105.32	29.45	3.22	.11	3.33		138.10
49		NONSCHEDULED	51							
50		ALL SERVICES	218521	105.32	29.45	3.22	.11	3.33		138.10
51	(SANTA MARIA PUBLIC)	C.00								
52	WI DOMESTIC-----	SCHEDULED	74494	7.03						7.03
53	COMMUNITY TOTAL BY CARRIER									
54	GG DOMESTIC-----	SCHEDULED	2863							
55	GM DOMESTIC-----	SCHEDULED	77196	19.56						19.56
56	ID DOMESTIC-----	SCHEDULED	56249							
57	UA DOMESTIC-----	SCHEDULED	82162	85.76	29.45	3.22	.11	3.33		118.54
58		NONSCHEDULED	51							
59		ALL SERVICES	82213	85.76	29.45	3.22	.11	3.33		118.54
60	WI DOMESTIC-----	SCHEDULED	24494	7.03						7.03
61	COMMUNITY TOTAL									
62	DOMESTIC-----	SCHEDULED	242964	112.35	29.45	3.22	.11	3.33		145.13
63		NONSCHEDULED	51							
64		ALL SERVICES	243015	112.35	29.45	3.22	.11	3.33		145.13
65	STOCKTON	N C.00								
66	(STOCKTON METROPOLITAN)									
67	FL DOMESTIC-----	SCHEDULED	7473	35.15	1.85	.82		.82		37.82
68	GG DOMESTIC-----	SCHEDULED	8530							
69	PS DOMESTIC-----	SCHEDULED	39907	142.66		12.16		12.16		154.82
70	UA DOMESTIC-----	SCHEDULED	1321	12.38	3.20	.57		.57		16.15
71	COMMUNITY TOTAL									
72	DOMESTIC-----	SCHEDULED	57231	190.19	5.05	13.55		13.55		208.79

TABLE 6
ENPLANED REVENUE PASSENGERS, ENPLANED REVENUE TONS OF CARGO AND MAIL, AND AIR TRAFFIC
HUB CLASSIFICATIONS, BY TYPE OF OPERATION, BY TYPE OF SERVICE, BY COMMUNITY, AND BY CARRIER
12 MONTHS ENDED DECEMBER 31, 1980

No.	Area, state or country Community (Airport name) Carrier Type of operation Type of service Hub type and percent of enplanements	Enplaned passengers	Enplaned revenue tons					Foreign mail	Total cargo and mail
			Freight	Express	Priority	U. S. Mail Nonpriority	Total		
1	2	3	4	5	6	7	8	9	
7	CALIFORNIA (CONT.)								
8	THO HARBORS N C.00								
9	(THO HARBORS)								
10	KG DOMESTIC-----SCHEDULED	16			.17	.04	.21	.21	
11									
12									
13	COLORADO								
14	ALANUSA N C.00								
15	(ALANUSA MUNI)								
16	FL DOMESTIC-----SCHEDULED	9264	7.81	.07	.10		.10	7.99	
17									
18									
19	ASPEN N C.00								
20	(ASPEN-PITRIN CO/SARDY F.I.L.D.)								
21	PX DOMESTIC-----SCHEDULED	79937	21.81					21.81	
22		421							
23	NONSCHEDULED	80358	21.81					21.81	
24	ALL SERVICES								
25									
26									
27	COLORADO SPRINGS S C.09								
28	(PETERSON FIELD)								
29	BN DOMESTIC-----SCHEDULED	26178	108.94	.02	.22		.22	109.18	
30									
31	CO DOMESTIC-----SCHEDULED	139682	543.34	3.07	23.41		23.41	569.82	
32									
33	FL DOMESTIC-----SCHEDULED	72705	143.77	6.19	1.54		1.54	151.50	
34									
35	TW DOMESTIC-----SCHEDULED	37554	44.26		2.22		.99	47.47	
36									
37	COMMUNITY TOTAL								
38	DOMESTIC-----SCHEDULED	276119	840.31	9.28	27.39		.99	877.97	
39									
40									
41									
42	CORTEZ N C.00								
43	(CORTEZ-MONTEZUMA COUNTY)								
44	FL DOMESTIC-----SCHEDULED	10227	10.26	1.66	19.00		19.00	30.92	
45									
46									
47									
48	DENVER L 3.41								
49	(STAPLETON INTERNATIONAL)								
50	BN DOMESTIC-----SCHEDULED	311866	670.96	3.27	706.35		706.35	1380.58	
51		1184							
52	NONSCHEDULED	313050	670.96	3.27	706.35		706.35	1380.58	
53	ALL SERVICES								
54	CO DOMESTIC-----SCHEDULED	2106959	16435.61	2.89	5463.56	236.54	5700.10	22138.60	
55		30							
56	NONSCHEDULED	2106989	16435.61	2.89	5463.56	236.54	5700.10	22138.60	
57	ALL SERVICES								
58	DL DOMESTIC-----SCHEDULED	342859	1401.72	22.02	1322.66		1322.66	2746.40	
59		124							
60	NONSCHEDULED	342983	1401.72	22.02	1322.66		1322.66	2746.40	
61	ALL SERVICES								
62	FA DOMESTIC-----SCHEDULED	100415	185.20	1.47	415.72	5.49	421.21	607.88	
63		81							
64	NONSCHEDULED	100496	185.20	1.47	415.72	5.49	421.21	607.88	
65	ALL SERVICES								
66	FL DOMESTIC-----SCHEDULED	2230644	10170.15	446.27	6606.77		6606.77	17223.19	
67		167							
68	NONSCHEDULED	2230811	10170.15	446.27	6606.77		6606.77	17223.19	
69	ALL SERVICES								
70	OZ DOMESTIC-----SCHEDULED	122645	424.99	.95	41.24	.02	41.26	467.20	
71		667							
72	NONSCHEDULED	123312	424.99	.95	41.24	.02	41.26	467.20	
73	ALL SERVICES								
74	PI DOMESTIC-----SCHEDULED	60034	162.51		224.18		224.18	386.69	
75		411							
76	NONSCHEDULED	60445	162.51		224.18		224.18	386.69	
77	ALL SERVICES								
78	PX DOMESTIC-----SCHEDULED	79977	133.73					133.73	
79		2551							
80	NONSCHEDULED	82528	133.73					133.73	
81	ALL SERVICES								
82	RC DOMESTIC-----SCHEDULED	137663	597.46	3.68	277.20		277.20	878.36	
83		793							
84	NONSCHEDULED	138456	597.46	3.68	277.20		277.20	878.36	
85	ALL SERVICES								
86	RW DOMESTIC-----SCHEDULED	160227	246.05	9.28	100.28	.04	100.32	355.65	
87									
88	RW DOMESTIC-----SCHEDULED	46551	149.93	.65	55.04		55.04	205.62	
89		81							
90	NONSCHEDULED	46632	149.93	.65	55.04		55.04	205.62	
91	ALL SERVICES								
92	TI DOMESTIC-----SCHEDULED	264995	484.83	1.88	185.58		185.58	672.29	
93		1451							
94	NONSCHEDULED	264446	484.83	1.88	185.58		185.58	672.29	
95	ALL SERVICES								
96	TW DOMESTIC-----SCHEDULED	351830	637.84	1.09	1015.72	371.59	1387.31	2026.24	
97		83							
98	NONSCHEDULED	391933	637.84	1.09	1015.72	371.59	1387.31	2026.24	
99	ALL SERVICES								
100	UA DOMESTIC-----SCHEDULED	266265	16828.76	571.96	10635.59	1998.95	12634.54	30035.26	
101		4002							
102	NONSCHEDULED	2670267	16828.76	571.96	10635.59	1998.95	12634.54	30035.26	
103	ALL SERVICES								
104	WA DOMESTIC-----SCHEDULED	567205	5152.22	30.32	1568.95	569.63	2138.58	7321.12	
105		203							
106	NONSCHEDULED	567408	5152.22	30.32	1568.95	569.63	2138.58	7321.12	
107	ALL SERVICES								
108	ZV DOMESTIC-----SCHEDULED	13802	92.49	.49	.02		.02	93.00	
109									
110	COMMUNITY TOTAL								
111	DOMESTIC-----SCHEDULED	9603957	53774.47	1096.22	28618.86	3182.26	31801.12	86671.81	
112	NONSCHEDULED	11828							
113	ALL SERVICES	9615785	53774.47	1096.22	28618.86	3182.26	31801.12	86671.81	

TABLE 4
 ENPLANED REVENUE PASSENGERS, ENPLANED REVENUE TONS OF CARGO AND MAIL, AND AIR TRAFFIC
 HUB CLASSIFICATIONS, BY TYPE OF OPERATION, BY TYPE OF SERVICE, BY COMMUNITY, AND BY CARRIER
 12 MONTHS ENDED DECEMBER 31, 1980

No.	Area, state or country Community (Airport name) Carrier Type of operation Type of service Hub type and percent of enplanements	Enplaned passengers	Enplaned revenue tons								
			Freight	Express	Priority	U.S. Mail Nonpriority	Total	Foreign mail	Total cargo and mail		
			1	2	3	4	5	6	7	8	9
1	FLORIDA (CONT.)										
2	DURANGO	N C.00									
3	(TRIANGULO-LA PLATA COUNTY)										
4	FL DOMESTIC-----SCHEDULED	46837	50.90	1.96	30.51				30.51		83.37
5	PX DOMESTIC-----SCHEDULED	285									
6	NONSCHEDULED	45									
7	ALL SERVICES	330									
8	COMMUNITY TOTAL										
9	DOMESTIC-----SCHEDULED	47122	50.90	1.96	30.51				30.51		83.37
10	NONSCHEDULED	45									
11	ALL SERVICES	47167	50.90	1.96	30.51				30.51		83.37
12											
13											
14											
15											
16	GRAND JUNCTION	S C.05									
17	(WALKER FIELD)										
18	CO DOMESTIC-----SCHEDULED	20266	21.42	.40	3.41				3.41		25.23
19	FL DOMESTIC-----SCHEDULED	101157	273.88	1.79	104.64				104.64		380.31
20	HA DOMESTIC-----SCHEDULED	33252	39.17	5.49	1.35		.08		1.43		46.09
21	NONSCHEDULED	2004									
22	ALL SERVICES	35256	39.17	5.49	1.35		.08		1.43		46.09
23	COMMUNITY TOTAL										
24	DOMESTIC-----SCHEDULED	154675	334.47	7.68	109.40		.08		109.48		451.63
25	NONSCHEDULED	2004									
26	ALL SERVICES	156679	334.47	7.68	109.40		.08		109.48		451.63
27											
28											
29											
30											
31											
32											
33											
34	GUNNISON	N C.00									
35	(GUNNISON COUNTY)										
36	FL DOMESTIC-----SCHEDULED	19589	16.68	.16	.13				.13		16.97
37											
38											
39											
40	LAMAR	N C.00									
41	(LAMAR MUNI)										
42	ZV DOMESTIC-----SCHEDULED	1752	1.94	.05	.99				.99		2.98
43											
44											
45											
46	MONTHOUSE/DELTA	N C.00									
47	(MONTROSE COUNTY)										
48	FL DOMESTIC-----SCHEDULED	21196	24.31	.33	.11				.11		24.75
49	PX DOMESTIC-----SCHEDULED	4694	1.92								1.92
50	NONSCHEDULED	50									
51	ALL SERVICES	4744	1.92								1.92
52	COMMUNITY TOTAL										
53	DOMESTIC-----SCHEDULED	25890	26.23	.33	.11				.11		26.67
54	NONSCHEDULED	50									
55	ALL SERVICES	25940	26.23	.33	.11				.11		26.67
56											
57											
58											
59											
60	PUEBLO	N C.00									
61	(PUEBLO MEMORIAL)										
62	FL DOMESTIC-----SCHEDULED	24756	158.42	10.12	.79				.79		169.33
63	COMMUNITY TOTAL										
64	DOMESTIC-----SCHEDULED	24756	158.42	10.12	.79				.79		169.33
65											
66											
67											
68											
69	STEAMBOAT SPRINGS/HAYDEN/CRAIG	N C.00									
70	(YAMPA VALLEY)										
71	FL DOMESTIC-----SCHEDULED	11619	22.76	.63	20.31				20.31		43.70
72											
73											
74											
75											
76	CONNECTICUT										
77											
78											
79	HARTFORD/SPRINGFIELD/WESTFIELD	N C.49									
80	(BRADLEY INTL)										
81	AA DOMESTIC-----SCHEDULED	133716	483.22	41.47	462.61		597.18		1059.79		1504.48
82	NONSCHEDULED	2397									
83	ALL SERVICES	136113	483.22	41.47	462.61		597.18		1059.79		1504.48
84	AL DOMESTIC-----SCHEDULED	432518	1831.76	94.36	1718.22				1718.22		3644.34
85	NONSCHEDULED	1723									
86	ALL SERVICES	434241	1831.76	94.36	1718.22				1718.22		3644.34
87	AW DOMESTIC-----SCHEDULED	8035	95.61	.18	128.49				128.49		224.20
88	AX DOMESTIC-----SCHEDULED	271494	2117.16	44.01	1161.14				1161.14		3322.31
89	NONSCHEDULED	113									
90	ALL SERVICES	271607	2117.16	44.01	1161.14				1161.14		3322.31
91	AY DOMESTIC-----SCHEDULED	242886	1609.97	18.33	1121.08		2.48		1123.56		2751.86
92	AZ DOMESTIC-----SCHEDULED	16521	3.73								3.73
93	NONSCHEDULED	171									
94	ALL SERVICES	16692	3.73								3.73
95	BA DOMESTIC-----SCHEDULED	15604	26.85	.23	71.90				71.90	.01	98.99
96	BB DOMESTIC-----SCHEDULED	56766	223.84		131.27		455.76		587.03		810.87
97	BC DOMESTIC-----SCHEDULED	193094	5028.81	121.78	2102.23		222.24		2324.47		7475.06
98	NONSCHEDULED	6094									
99	ALL SERVICES	199188	5028.81	121.78	2102.23		222.24		2324.47		7475.06
100	BD DOMESTIC-----SCHEDULED	41	1.00								1.00
101											
102											
103											
104											
105											
106											
107											
108											
109											
110											
111											
112											

TABLE 4
ENPLANED REVENUE PASSENGERS, ENPLANED REVENUE TONS OF CARGO AND MAIL, AND AIR TRAFFIC
HUB CLASSIFICATIONS, BY TYPE OF OPERATION, BY TYPE OF SERVICE, BY COMMUNITY, AND BY CARRIER
12 MONTHS ENDED DECEMBER 31, 1980

No.	Area, state or country Community (Airport name) Carrier	Type of operation Type of service Hub type and percent of enplanements	Enplaned passengers	Enplaned revenue tons					Total cargo and mail	
				Freight	Express	Priority	U. S. Mail Nonpriority	Total		Foreign mail
			2	3	4	5	6	7	8	9
COMMUNITY TOTAL										
1	DOMESTIC-----SCHEDULED		135677	11421.95	320.36	6896.94	1277.66	8174.60	.01	19916.92
2	NONSCHEDULED		10458							
3	ALL SERVICES		146135	11421.95	320.36	6896.94	1277.66	8174.60	.01	19916.92
NEW HAVEN/BRIDGEPORT N C-00										
5	(THFDD-NEW HAVEN)									
6	DC DOMESTIC-----SCHEDULED		13641	5.07						5.07
7	NONSCHEDULED		3614	2.60						2.60
8	ALL SERVICES		17255	7.67						7.67
DELAWARE										
WILMINGTON N C-00										
19	(KMPATX-WILMINGTON)									
20	AK DOMESTIC-----SCHEDULED		2231	.40						.40
DIST. OF COL.										
WASHINGTON L 2-75										
30	(DALLIES INTERNATIONAL)									
31	AA DOMESTIC-----SCHEDULED		167193	1209.80	34.25	517.23	1664.10	2181.33		3425.38
32	NONSCHEDULED		1331							
33	ALL SERVICES		188524	1209.80	34.25	517.23	1664.10	2181.33		3425.38
34	AA INTERNATIONAL-----SCHEDULED		16706	117.78		74.13	43.95	118.08		235.86
35	NONSCHEDULED		79							
36	ALL SERVICES		16785	117.78		74.13	43.95	118.08		235.86
37	AA TOTAL-----SCHEDULED		203899	1327.58	34.25	591.36	1708.05	2299.41		3661.24
38	NONSCHEDULED		1410							
39	ALL SERVICES		205309	1327.58	34.25	591.36	1708.05	2299.41		3661.24
40	RN DOMESTIC-----SCHEDULED		106568	529.31	2.56	1395.90		1395.90		1927.77
41	NONSCHEDULED		312							
42	ALL SERVICES		106880	529.31	2.56	1395.90		1395.90		1927.77
43	RN INTERNATIONAL-----SCHEDULED		8800	153.03		83.33		83.33		236.36
44	NONSCHEDULED		160							
45	ALL SERVICES		8960	153.03		83.33		83.33		236.36
46	RN TOTAL-----SCHEDULED		115368	682.34	2.56	1479.23		1479.23		2164.13
47	NONSCHEDULED		472							
48	ALL SERVICES		115840	682.34	2.56	1479.23		1479.23		2164.13
49	CO DOMESTIC-----SCHEDULED		56220	115.39	.79	276.73		276.73		392.91
50	FA DOMESTIC-----SCHEDULED		27960	74.40	1.76	180.15	1.16	181.31		257.47
51	NW DOMESTIC-----SCHEDULED		88764	1016.06	.69	384.44	2709.10	3093.54		4110.29
52	PA DOMESTIC-----SCHEDULED		5381	130.19		257.17		257.17		387.36
53	NONSCHEDULED		159							
54	ALL SERVICES		5540	130.19		257.17		257.17		387.36
55	PA INTERNATIONAL-----SCHEDULED		81317	1180.86		2089.07	.34	2089.41		3270.27
56	NONSCHEDULED		2560							
57	ALL SERVICES		83877	1180.86		2089.07	.34	2089.41		3270.27
58	PA TOTAL-----SCHEDULED		86698	1311.05		2346.24	.34	2346.58		3657.63
59	NONSCHEDULED		2719							
60	ALL SERVICES		89417	1311.05		2346.24	.34	2346.58		3657.63
61	QH DOMESTIC-----SCHEDULED		2237			3294.00		3294.00		3294.00
62	RC DOMESTIC-----SCHEDULED		50060	159.26	1.76	41.74		41.74		202.76
63	TW DOMESTIC-----SCHEDULED		116632	594.14		209.31	748.02	957.33		1551.47
64	TW INTERNATIONAL-----SCHEDULED		38169	487.34		301.62		301.62		788.96
65	TW TOTAL-----SCHEDULED		154801	1081.48		510.93	748.02	1258.95		2340.43
66	UA DOMESTIC-----SCHEDULED		274907	1230.20	78.00	446.60	6634.04	7080.64		8388.84
67	NONSCHEDULED		2451							
68	ALL SERVICES		277358	1230.20	78.00	446.60	6634.04	7080.64		8388.84
AIRPORT TOTAL										
88	DOMESTIC-----SCHEDULED		955922	5058.75	119.81	7003.27	11756.42	18759.69		23938.25
89	NONSCHEDULED		4253							
90	ALL SERVICES		960175	5058.75	119.81	7003.27	11756.42	18759.69		23938.25
91	INTERNATIONAL-----SCHEDULED		144992	1939.01		2548.15	44.29	2592.44		4531.45
92	NONSCHEDULED		2799							
93	ALL SERVICES		147791	1939.01		2548.15	44.29	2592.44		4531.45
94	TOTAL-----SCHEDULED		1100914	6997.76	119.81	9551.42	11800.71	21352.13		28469.70
95	NONSCHEDULED		7052							
96	ALL SERVICES		1107966	6997.76	119.81	9551.42	11800.71	21352.13		28469.70
(WASHINGTON NATIONAL) 2-36										
101	AA DOMESTIC-----SCHEDULED		598674	1672.01	29.68	2425.97	4561.35	6987.32		8689.01
102	AK DOMESTIC-----SCHEDULED		21415	1.40						1.40
103	AL DOMESTIC-----SCHEDULED		776703	1315.14	28.06	2650.14		2650.14		3993.34
104	BN DOMESTIC-----SCHEDULED		145597	350.97	7.18	1316.75		1316.75		1674.90
105	NONSCHEDULED		60							
106	ALL SERVICES		185657	350.97	7.18	1316.75		1316.75		1674.90

TABLE 6
ENPLANED REVENUE PASSENGERS, ENPLANED REVENUE TONS OF CARGO AND MAIL, AND AIR TRAFFIC
HUB CLASSIFICATIONS, BY TYPE OF OPERATION, BY TYPE OF SERVICE, BY COMMUNITY, AND BY CARRIER
12 MONTHS ENDED DECEMBER 31, 1980

Line No.	Area, state or country Community (Airport name) Carrier Type of operation Type of service Hub type and percent of enplanements	Enplaned passengers	Enplaned revenue tons					
			Freight	Express	Priority	U.S. Mail Nonpriority	Total	Foreign mail
1	2	3	4	5	6	7	8	9
2	WASHINGTON NATIONAL (CONT.)							
3	DL DOMESTIC-----SCHEDULED	535540	1435.39	25.91	3438.42			4899.72
4	NON SCHEDULED	72						
5	ALL SERVICES	535612	1435.39	25.91	3438.42			4899.72
6	EA DOMESTIC-----SCHEDULED	1961661	3419.23	307.14	6263.39	10.63		10000.39
7	NON SCHEDULED							
8	ALL SERVICES	1961661	3419.23	307.14	6263.39	10.63		10000.39
9	KC DOMESTIC-----SCHEDULED	3767	1811.00	8.00				1819.00
10	NON SCHEDULED							
11	ALL SERVICES	3767	1811.00	8.00				1819.00
12	ML DOMESTIC-----SCHEDULED	18934						
13	NON SCHEDULED							
14	ALL SERVICES	18934						
15	NC DOMESTIC-----SCHEDULED	7882	.38					.38
16	NON SCHEDULED	1956	.23					.23
17	ALL SERVICES	9838	.61					.61
18	ND DOMESTIC-----SCHEDULED	717						
19	NON SCHEDULED							
20	ALL SERVICES	717						
21	NW DOMESTIC-----SCHEDULED	465156	984.90	5.63	3220.85	.76		4212.14
22	NON SCHEDULED	74						
23	ALL SERVICES	465230	984.90	5.63	3220.85	.76		4212.14
24	MY DOMESTIC-----SCHEDULED	6552						
25	NON SCHEDULED							
26	ALL SERVICES	6552						
27	OZ DOMESTIC-----SCHEDULED	13792	18.24	.10	43.85			62.19
28	NON SCHEDULED	144						
29	ALL SERVICES	13936	18.24	.10	43.85			62.19
30	PA DOMESTIC-----SCHEDULED	345179	979.84	7.51	2015.62	.15		3003.66
31	NON SCHEDULED							
32	ALL SERVICES	345179	979.84	7.51	2015.62	.15	.54	3003.66
33	PI DOMESTIC-----SCHEDULED	563870	1505.27	7.33	2133.59			3646.19
34	NON SCHEDULED	869						
35	ALL SERVICES	564739	1505.27	7.33	2133.59			3646.19
36	QH DOMESTIC-----SCHEDULED	57851	11812.20	12.10	9557.80			21382.10
37	NON SCHEDULED	128						
38	ALL SERVICES	57979	11812.20	12.10	9557.80			21382.10
39	RC DOMESTIC-----SCHEDULED	24945	27.10	.05	347.48			374.63
40	NON SCHEDULED	595						
41	ALL SERVICES	25540	27.10	.05	347.48			374.63
42	TW DOMESTIC-----SCHEDULED	459601	1042.31	12.19	1705.98	2533.57		5294.05
43	NON SCHEDULED							
44	ALL SERVICES	459601	1042.31	12.19	1705.98	2533.57		5294.05
45	UA DOMESTIC-----SCHEDULED	466385	806.74	83.04	2007.69	.01		2897.48
46	NON SCHEDULED	1462						
47	ALL SERVICES	467847	806.74	83.04	2007.69	.01		2897.48
48	UR DOMESTIC-----SCHEDULED	2934						
49	NON SCHEDULED							
50	ALL SERVICES	2934						
51	VL DOMESTIC-----SCHEDULED	2177						
52	NON SCHEDULED							
53	ALL SERVICES	2177						
54	WA DOMESTIC-----SCHEDULED	43262	456.14	2.65	120.24	868.33		1447.36
55	NON SCHEDULED	133						
56	ALL SERVICES	43395	456.14	2.65	120.24	868.33		1447.36
57	AIRPORT TOTAL							
58	DOMESTIC-----SCHEDULED	6642594	27638.26	536.57	37247.77	7974.80		73397.94
59	NON SCHEDULED	5493	.23					.23
60	ALL SERVICES	6648087	27638.49	536.57	37247.77	7974.80	.54	73398.17
61	COMMUNITY TOTAL BY CARRIER							
62	AA DOMESTIC-----SCHEDULED	785867	2881.81	63.93	2943.20	6225.45		12114.39
63	NON SCHEDULED	1331						
64	ALL SERVICES	787198	2881.81	63.93	2943.20	6225.45		12114.39
65	AA INTERNATIONAL-----SCHEDULED	16706	117.78		74.13	43.95		235.86
66	NON SCHEDULED	79						
67	ALL SERVICES	16785	117.78		74.13	43.95		235.86
68	AA TOTAL-----SCHEDULED	802573	2999.59	63.93	3017.33	6269.40		12350.25
69	NON SCHEDULED	1410						
70	ALL SERVICES	803983	2999.59	63.93	3017.33	6269.40		12350.25
71	AK DOMESTIC-----SCHEDULED	21415	1.40					1.40
72	NON SCHEDULED							
73	ALL SERVICES	21415	1.40					1.40
74	AL DOMESTIC-----SCHEDULED	776703	1315.14	28.06	2650.14			3993.34
75	NON SCHEDULED							
76	ALL SERVICES	776703	1315.14	28.06	2650.14			3993.34
77	AM DOMESTIC-----SCHEDULED	292165	880.28	9.74	2712.65			3602.67
78	NON SCHEDULED	372						
79	ALL SERVICES	292537	880.28	9.74	2712.65			3602.67
80	AN INTERNATIONAL-----SCHEDULED	8800	153.03		83.33			236.36
81	NON SCHEDULED	160						
82	ALL SERVICES	8960	153.03		83.33			236.36
83	AN TOTAL-----SCHEDULED	300965	1033.31	9.74	2795.98			3839.03
84	NON SCHEDULED	532						
85	ALL SERVICES	301497	1033.31	9.74	2795.98			3839.03
86	AO DOMESTIC-----SCHEDULED	56220	115.39	.79	276.73			392.91
87	NON SCHEDULED							
88	ALL SERVICES	56220	115.39	.79	276.73			392.91
89	AP DOMESTIC-----SCHEDULED	535540	1435.39	25.91	3438.42			4899.72
90	NON SCHEDULED	72						
91	ALL SERVICES	535612	1435.39	25.91	3438.42			4899.72
92	EA DOMESTIC-----SCHEDULED	1989621	3493.63	308.90	6443.54	11.79		10257.86
93	NON SCHEDULED							
94	ALL SERVICES	1989621	3493.63	308.90	6443.54	11.79		10257.86
95	KC DOMESTIC-----SCHEDULED	3767	1811.00	8.00				1819.00
96	NON SCHEDULED							
97	ALL SERVICES	3767	1811.00	8.00				1819.00
98	ML DOMESTIC-----SCHEDULED	18934						
99	NON SCHEDULED							
100	ALL SERVICES	18934						
101	NC DOMESTIC-----SCHEDULED	7882	.38					.38
102	NON SCHEDULED	1956	.23					.23
103	ALL SERVICES	9838	.61					.61
104	ND DOMESTIC-----SCHEDULED	717						
105	NON SCHEDULED							
106	ALL SERVICES	717						
107	NW DOMESTIC-----SCHEDULED	553920	2000.96	6.32	3605.29	2709.86		8322.43
108	NON SCHEDULED	74						
109	ALL SERVICES	553994	2000.96	6.32	3605.29	2709.86		8322.43

TABLE 6
ENPLANED REVENUE PASSENGERS, ENPLANED REVENUE TONS OF CARGO AND MAIL, AND AIR TRAFFIC
HUB CLASSIFICATIONS, BY TYPE OF OPERATION, BY TYPE OF SERVICE, BY COMMUNITY, AND BY CARRIER
12 MONTHS ENDED DECEMBER 31, 1980

No.	Area, state or country Community (Airport name) Carrier Type of operation Hub type and percent of enplanements	Enplaned passengers	Enplaned revenue tons						
			Freight	Express	Priority	U. S. Mail Nonpriority	Total	Foreign mail	Total cargo and mail
1	2	3	4	5	6	7	8	9	
COMMUNITY TOTAL BY CARRIER (CONT.)									
1	NY DOMESTIC-----SCHEDULED	6552							
2	CZ DOMESTIC-----SCHEDULED	13792	18.24	.10	43.85	43.85		62.19	
3	NONSCHEDULED	144							
4	ALL SERVICES	13936	18.24	.10	43.85	43.85		62.19	
5	PA DOMESTIC-----SCHEDULED	350560	1110.03	7.51	2272.79	.15	2272.94	.54	
6	NONSCHEDULED	159							
7	ALL SERVICES	350719	1110.03	7.51	2272.79	.15	2272.94	.54	
8	PA INTERNATIONAL--SCHEDULED	81317	1180.86		2089.07	.34	2089.41		
9	NONSCHEDULED	2562							
10	ALL SERVICES	83877	1180.86		2089.07	.34	2089.41		
11	PA TOTAL-----SCHEDULED	431877	2290.89	7.51	4361.86	.49	4362.35	.54	
12	NONSCHEDULED	2562							
13	ALL SERVICES	434596	2290.89	7.51	4361.86	.49	4362.35	.54	
14	PI DOMESTIC-----SCHEDULED	563870	1505.27	7.33	2133.59		2133.59		
15	NONSCHEDULED	869							
16	ALL SERVICES	564739	1505.27	7.33	2133.59		2133.59		
17	QH DOMESTIC-----SCHEDULED	100888	11812.20	12.10	12851.80		12851.80		
18	NONSCHEDULED	128							
19	ALL SERVICES	100216	11812.20	12.10	12851.80		12851.80		
20	RC DOMESTIC-----SCHEDULED	79005	186.36	1.81	389.22		389.22		
21	NONSCHEDULED	595							
22	ALL SERVICES	79600	186.36	1.81	389.22		389.22		
23	TW DOMESTIC-----SCHEDULED	616233	1636.45	12.19	1915.29	3281.59	5196.88		
24	TW INTERNATIONAL--SCHEDULED	38169	487.34		301.62		301.62		
25	TW TOTAL-----SCHEDULED	654402	2123.79	12.19	2216.91	3281.59	5498.50		
26	UA DOMESTIC-----SCHEDULED	741292	2036.94	161.04	2454.29	6634.05	9088.34		
27	NONSCHEDULED	3913							
28	ALL SERVICES	745205	2036.94	161.04	2454.29	6634.05	9088.34		
29	UH DOMESTIC-----SCHEDULED	2934							
30	VL DOMESTIC-----SCHEDULED	2177							
31	WA DOMESTIC-----SCHEDULED	43262	456.14	2.65	120.24	868.33	988.57		
32	NONSCHEDULED	133							
33	ALL SERVICES	43395	456.14	2.65	120.24	868.33	988.57		
34	COMMUNITY TOTAL								
35	DOMESTIC-----SCHEDULED	755816	32697.01	656.38	44251.04	19731.22	63982.26	.54	
36	NONSCHEDULED	9746	.23					.23	
37	ALL SERVICES	765562	32697.24	656.38	44251.04	19731.22	63982.26	.54	
38	INTERNATIONAL--SCHEDULED	144992	1939.01		2548.15	44.29	2592.44		
39	NONSCHEDULED	799							
40	ALL SERVICES	145791	1939.01		2548.15	44.29	2592.44		
41	TOTAL-----SCHEDULED	774308	34636.02	656.38	46799.19	19775.51	66574.70	.54	
42	NONSCHEDULED	12545	.23					.23	
43	ALL SERVICES	775053	34636.25	656.38	46799.19	19775.51	66574.70	.54	
44	FLORIDA								
45	-----								
46	DAYTONA BEACH	S	0.13						
47	(DAYTONA BEACH REGIONAL)								
48	DI DOMESTIC-----SCHEDULED	80242	115.95	.95	.08		.08		
49	EA DOMESTIC-----SCHEDULED	254533	444.90	5.42	.77	.30	1.07		
50	QH DOMESTIC-----SCHEDULED	3070		29.00				29.00	
51	NONSCHEDULED	79							
52	ALL SERVICES	3149		29.00				29.00	
53	COMMUNITY TOTAL								
54	DOMESTIC-----SCHEDULED	377845	560.85	35.37	.85	.30	1.15		
55	NONSCHEDULED	79							
56	ALL SERVICES	377924	560.85	35.37	.85	.30	1.15		
57	FTGLIN AIR FORCE BASE	N	0.00						
58	(FTGLIN AFB)								
59	RC DOMESTIC-----SCHEDULED	110582	211.38		.13		.13		
60	NW DOMESTIC-----SCHEDULED								
61	PA DOMESTIC-----SCHEDULED								
62	QH DOMESTIC-----SCHEDULED								
63	TW DOMESTIC-----SCHEDULED								
64	UA DOMESTIC-----SCHEDULED								
65	NONSCHEDULED								
66	ALL SERVICES								
67	COMMUNITY TOTAL								
68	DOMESTIC-----SCHEDULED	103221	306.89	4.79	.63		.63		
69	EA DOMESTIC-----SCHEDULED	254442	441.89	55.23	49.35	2.99	52.34		
70	NW DOMESTIC-----SCHEDULED	38370	44.45		.39		.39		
71	PA DOMESTIC-----SCHEDULED	71843	149.60	.03	3.93		3.93		
72	QH DOMESTIC-----SCHEDULED	1786							
73	TW DOMESTIC-----SCHEDULED	22496	11.03		.02		.02		
74	UA DOMESTIC-----SCHEDULED	54178	26.21	18.43	.09		.09		
75	NONSCHEDULED	86							
76	ALL SERVICES	54264	26.21	18.43	.09		.09		
77	81								

TABLE 6
 ENPLANED REVENUE PASSENGERS, ENPLANED REVENUE TONS OF CARGO AND MAIL, AND AIR TRAFFIC
 HUB CLASSIFICATIONS, BY TYPE OF OPERATION, BY TYPE OF SERVICE, BY COMMUNITY, AND BY CARRIER

12 MONTHS ENDED DECEMBER 31, 1980

No.	Area, state or country Community Airport name Carrier	Type of operation Type of service Hub type and percent of enplanements	Enplaned passengers	Enplaned revenue tons					Total cargo and mail	
				Freight	Express	Priority	U.S. Mail Nonpriority	Total		Foreign mail
			2	3	4	5	6	7	8	9
1	COMMUNITY TOTAL									
2	DOMESTIC-----SCHEDULED		546336	980.07	78.48	54.41	2.99	57.40		1115.95
3	NONSCHEDULED		86							
4	ALL SERVICES		546422	980.07	78.48	54.41	2.99	57.40		1115.95
5	GAINESVILLE S. C.06									
6	(GAINESVILLE MUNI)									
7	FA DOMESTIC-----SCHEDULED		151875	193.28	7.33	6.85	.85	7.70		208.31
8	NONSCHEDULED		92							
9	ALL SERVICES		151967	193.28	7.33	6.85	.85	7.70		208.31
10	OH DOMESTIC-----SCHEDULED		45229	24.40	77.20	42.80		42.80		144.40
11	COMMUNITY TOTAL									
12	DOMESTIC-----SCHEDULED		177104	217.68	84.53	49.65	.85	50.50		352.71
13	NONSCHEDULED		92							
14	ALL SERVICES		177196	217.68	84.53	49.65	.85	50.50		352.71
15	JACKSONVILLE M. C.01									
16	(JACKSONVILLE INTERNATIONAL)									
17	BH DOMESTIC-----SCHEDULED		21803	27.58	.08	250.84		250.84		278.50
18	NONSCHEDULED		173							
19	ALL SERVICES		21976	27.58	.08	250.84		250.84		278.50
20	DL DOMESTIC-----SCHEDULED		359409	813.92	23.80	2461.65		2461.65		3299.37
21	NONSCHEDULED		137							
22	ALL SERVICES		359542	813.92	23.80	2461.65		2461.65		3299.37
23	FA DOMESTIC-----SCHEDULED		312661	924.92	49.49	2378.03	8.74	2386.77		3361.18
24	FA INTERNATIONAL--SCHEDULED		92	.23		.55		.55		.78
25	FA TOTAL-----SCHEDULED		312753	925.15	49.49	2378.58	8.74	2387.32		3361.96
26	PA DOMESTIC-----SCHEDULED		57678	222.14	2.42	85.57		85.57		310.13
27	NONSCHEDULED		140							
28	ALL SERVICES		58018	222.14	2.42	85.57		85.57		310.13
29	UP DOMESTIC-----SCHEDULED		103998	10.60	2749.10	38720.00		38720.00		41479.70
30	NONSCHEDULED		662							
31	ALL SERVICES		104660	10.60	2749.10	38720.00		38720.00		41479.70
32	FE DOMESTIC-----SCHEDULED		19630	62.82	1.78	180.36		180.36		244.96
33	COMMUNITY TOTAL									
34	DOMESTIC-----SCHEDULED		871775	2061.98	2826.67	44076.45	8.74	44085.19		48973.84
35	NONSCHEDULED		1112							
36	ALL SERVICES		872887	2061.98	2826.67	44076.45	8.74	44085.19		48973.84
37	INTERNATIONAL--SCHEDULED		92	.23		.55		.55		.78
38	TOTAL-----SCHEDULED		871867	2062.21	2826.67	44077.00	8.74	44085.74		48974.62
39	NONSCHEDULED		1112							
40	ALL SERVICES		872979	2062.21	2826.67	44077.00	8.74	44085.74		48974.62
41	KEY WEST N. C.00									
42	(KEY WEST INTERNATIONAL)									
43	OH DOMESTIC-----SCHEDULED		84719	3544.00	260.00	10408.30		10408.30		14212.30
44	NONSCHEDULED		6126							
45	ALL SERVICES		90845	3544.00	260.00	10408.30		10408.30		14212.30
46	OH INTERNATIONAL--SCHEDULED		64			21.00		21.00		21.00
47	COMMUNITY TOTAL									
48	DOMESTIC-----SCHEDULED		84719	3544.00	260.00	10408.30		10408.30		14212.30
49	NONSCHEDULED		6126							
50	ALL SERVICES		90845	3544.00	260.00	10408.30		10408.30		14212.30
51	INTERNATIONAL--SCHEDULED		64			21.00		21.00		21.00
52	TOTAL-----SCHEDULED		84783	3544.00	260.00	10429.30		10429.30		14233.30
53	NONSCHEDULED		6126							
54	ALL SERVICES		90909	3544.00	260.00	10429.30		10429.30		14233.30
55	MARATHON N. C.00									
56	(MARATHON FLIGHT STRIP)									
57	OH DOMESTIC-----SCHEDULED		11862	1.00	15.30	83.00		83.00		99.30
58	MEMPHIS S. C.06									
59	(CAPE KENNEDY REGIONAL)									
60	FA DOMESTIC-----SCHEDULED		176050	261.50	26.47	.60		.60		288.57
61	PA DOMESTIC-----SCHEDULED		8009	58.56		.62		.62		59.18
62	COMMUNITY TOTAL									
63	DOMESTIC-----SCHEDULED		184059	320.06	26.47	1.22		1.22		347.75
64	MIAMI/FT LAUDERDALE L. 3.92									
65	(FT. LAUDERDALE-HOLLYWOOD INTL) 1.03									
66	BH DOMESTIC-----SCHEDULED		62638	94.96	.10	138.47		138.47		233.53
67	CO DOMESTIC-----SCHEDULED		6613	23.61	.06	65.90		65.90		89.57
68	DL DOMESTIC-----SCHEDULED		1259955	6628.20	34.37	1719.26		1719.26		8381.83
69	FA DOMESTIC-----SCHEDULED		755494	1259.77	143.50	769.59	29.60	799.19		2202.46
70	NONSCHEDULED		70							
71	ALL SERVICES		755564	1259.77	143.50	769.59	29.60	799.19		2202.46

TABLE 6
 ENPLANED REVENUE PASSENGERS, ENPLANED REVENUE TONS OF CARGO AND MAIL, AND AIR TRAFFIC
 HUB CLASSIFICATIONS, BY TYPE OF OPERATION, BY TYPE OF SERVICE, BY COMMUNITY, AND BY CARRIER
 12 MONTHS ENDED DECEMBER 31, 1980

No.	Area, state or country Community (Airport name) Carrier Type of operation Type of service Hub type and percent of enplanements	Enplaned passengers	Enplaned revenue ton					Foreign mail	Total cargo and mail
			Freight	Express	Priority	Nonpriority	Total		
1	FT. LAUDERDALE-MULLYWOOD INTL (CONT.)								
2	EA INTERNATIONAL--SCHEDULED	27911	78.13					78.13	
3	NONSCHEDULED	129							
4	ALL SERVICES	28040	78.13					78.13	
5									
6	EA TOTAL-----SCHEDULED	783405	1337.90	143.50	769.59	29.60	799.19	2280.59	
7	NONSCHEDULED	199							
8	ALL SERVICES	783604	1337.90	143.50	769.59	29.60	799.19	2280.59	
9									
10	NW DOMESTIC-----SCHEDULED	64173	67.51		64.02		64.02	131.53	
11									
12	OZ DOMESTIC-----SCHEDULED	19664	10.22	.84	40.00		40.00	51.06	
13	NONSCHEDULED	27							
14	ALL SERVICES	19691	10.22	.84	40.00		40.00	51.06	
15									
16	PA DOMESTIC-----SCHEDULED	167124	244.78	1.99	19.24		19.24	266.05	
17									
18	OH DOMESTIC-----SCHEDULED	84441	6.00	171.30	3859.40		3859.40	4036.70	
19	NONSCHEDULED	29431							
20	ALL SERVICES	117872	6.00	171.30	3859.40		3859.40	4036.70	
21									
22	OH INTERNATIONAL--SCHEDULED	9288							
23	NONSCHEDULED	21484							
24	ALL SERVICES	32772							
25									
26	RC DOMESTIC-----SCHEDULED	69342	70.23	.14	136.76		136.76	207.13	
27	NONSCHEDULED	428							
28	ALL SERVICES	69770	70.23	.14	136.76		136.76	207.13	
29									
30	TW DOMESTIC-----SCHEDULED	107145	29.03	.03	14.72	8.44	23.16	52.22	
31									
32	UA DOMESTIC-----SCHEDULED	202774	242.75	46.53	136.49		136.49	425.77	
33	NONSCHEDULED	143							
34	ALL SERVICES	202917	242.75	46.53	136.49		136.49	425.77	
35									
36	WA DOMESTIC-----SCHEDULED	10494	.05		30.87		30.87	30.97	
37									
38	AIRPORT TOTAL								
39	DOMESTIC-----SCHEDULED	2809657	8677.11	398.86	6994.72	38.04	7032.76	16108.77	
40	NONSCHEDULED	30099							
41	ALL SERVICES	2839956	8677.11	398.86	6994.72	38.04	7032.76	16108.77	
42									
43	INTERNATIONAL--SCHEDULED	37199	78.13					78.13	
44	NONSCHEDULED	23613							
45	ALL SERVICES	60812	78.13					78.13	
46									
47	TOTAL-----SCHEDULED	2847056	8755.24	398.86	6994.72	38.04	7032.76	16186.90	
48	NONSCHEDULED	53712							
49	ALL SERVICES	2900768	8755.24	398.86	6994.72	38.04	7032.76	16186.90	
50									
51	(MIAMI INTERNATIONAL) 2.89								
52	AA DOMESTIC-----SCHEDULED	42927	324.22	1.91	2.87	11.95	14.82	340.95	
53	NONSCHEDULED	1510							
54	ALL SERVICES	44437	324.22	1.91	2.87	11.95	14.82	340.95	
55									
56	AA INTERNATIONAL--SCHEDULED	78949	225.43		235.85	17.46	253.31	478.74	
57	NONSCHEDULED	173							
58	ALL SERVICES	79122	225.43		235.85	17.46	253.31	478.74	
59									
60	AA TOTAL-----SCHEDULED	121876	549.65	1.91	238.72	29.41	268.13	619.69	
61	NONSCHEDULED	1683							
62	ALL SERVICES	123559	549.65	1.91	238.72	29.41	268.13	619.69	
63									
64	BM DOMESTIC-----SCHEDULED	152223	1169.27	5.15	304.91		304.91	1479.33	
65	NONSCHEDULED	180							
66	ALL SERVICES	152403	1169.27	5.15	304.91		304.91	1479.33	
67									
68	BM INTERNATIONAL--SCHEDULED	152193	1383.98		1935.82	34.19	1970.01	3353.99	
69	NONSCHEDULED	2853							
70	ALL SERVICES	154856	1383.98		1935.82	34.19	1970.01	3353.99	
71									
72	BM TOTAL-----SCHEDULED	384416	2553.25	5.15	2240.73	34.19	2274.92	4833.32	
73	NONSCHEDULED	2843							
74	ALL SERVICES	387259	2553.25	5.15	2240.73	34.19	2274.92	4833.32	
75									
76	CO DOMESTIC-----SCHEDULED	144213	1738.50	2.86	303.50		303.50	2044.66	
77									
78	DL DOMESTIC-----SCHEDULED	851547	8345.85	32.05	1533.78		1533.78	9911.68	
79	NONSCHEDULED	230							
80	ALL SERVICES	851777	8345.85	32.05	1533.78		1533.78	9911.68	
81									
82	DL INTERNATIONAL--SCHEDULED	55815	3714.46	52.77	694.02		694.02	4461.25	
83									
84	DL TOTAL-----SCHEDULED	987362	12060.31	84.82	2227.80		2227.80	14372.93	
85	NONSCHEDULED	230							
86	ALL SERVICES	987592	12060.31	84.82	2227.80		2227.80	14372.93	
87									
88	EA DOMESTIC-----SCHEDULED	2288856	17064.33	442.89	4782.06	1446.27	6228.33	23735.55	
89	NONSCHEDULED	1026							
90	ALL SERVICES	2289882	17064.33	442.89	4782.06	1446.27	6228.33	23735.55	
91									
92	FA INTERNATIONAL--SCHEDULED	963285	12705.17	114.59	3105.05	234.80	3339.85	16159.61	
93									
94	EA TOTAL-----SCHEDULED	3252141	29769.50	557.48	7887.11	1681.07	9568.18	39895.16	
95	NONSCHEDULED	1026							
96	ALL SERVICES	3253167	29769.50	557.48	7887.11	1681.07	9568.18	39895.16	
97									
98	FT DOMESTIC-----SCHEDULED		2927.36	6.99	22.44		22.44	2956.79	
99									
100	NW DOMESTIC-----SCHEDULED	128752	804.78	3.24	372.69	142.72	515.41	1323.43	
101	NONSCHEDULED	188							
102	ALL SERVICES	128940	804.78	3.24	372.69	142.72	515.41	1323.43	
103									
104	OZ DOMESTIC-----SCHEDULED	20694	58.64		23.42		23.42	82.06	
105	NONSCHEDULED	1862							
106	ALL SERVICES	22556	58.64		23.42		23.42	82.06	
107									
108	PA DOMESTIC-----SCHEDULED	1078376	7297.95	2.48	1381.61	521.09	1902.70	9256.69	
109	NONSCHEDULED	5060					53.56	9256.69	
110	ALL SERVICES	1083436	7297.95	2.48	1381.61	521.09	53.56	9256.69	
111									
112									

TABLE 6
ENPLANED REVENUE PASSENGERS, ENPLANED REVENUE TONS OF CARGO AND MAIL, AND AIR TRAFFIC
HUB CLASSIFICATIONS, BY TYPE OF OPERATION, BY TYPE OF SERVICE, BY COMMUNITY, AND BY CARRIER

12 MONTHS ENDED DECEMBER 31, 1980

Line No.	Area, state or country Community (Airport name) Carrier Type of operation Type of service Hub-type and percent of enplanements	Enplaned passengers	Enplaned revenue tons						
			Freight	Express	Priority	U.S. Mail Nonpriority	Total	Foreign mail	Total cargo and mail
		2	3	4	5	6	7	8	9
1	MIAMI INTERNATIONAL (CONT.)								
2	PA INTERNATIONAL--SCHEDULED	551017	45089.92	.21	2047.32	572.02	2619.34	161.47	47870.94
3	NONSCHEDULED	10506	265.42						265.42
4	ALL SERVICES	601523	45355.34	.21	2047.32	572.02	2619.34	161.47	48136.36
5	PA TOTAL-----SCHEDULED	1669393	52387.87	2.69	3428.93	1093.11	4522.04	215.03	57127.63
6	NONSCHEDULED	15566	265.42						265.42
7	ALL SERVICES	1684959	52653.29	2.69	3428.93	1093.11	4522.04	215.03	57393.05
8	PI DOMESTIC-----SCHEDULED	60675	286.81	.18	74.00		74.00		360.99
9	NONSCHEDULED	112							
10	ALL SERVICES	60787	286.81	.18	74.00		74.00		360.99
11	PH DOMESTIC-----SCHEDULED	436477	24787.30	674.40	75119.10		75119.10		100580.80
12	NONSCHEDULED	43020							
13	ALL SERVICES	479497	24787.30	674.40	75119.10		75119.10		100580.80
14	PH INTERNATIONAL--SCHEDULED	9734	471907.00		29955.00		29955.00		501862.00
15	NONSCHEDULED	13001							
16	ALL SERVICES	42735	471907.00		29955.00		29955.00		501862.00
17	PH INTERNATIONAL--SCHEDULED	77854	1906.00	94.00	30825.00		30825.00		32825.00
18	NONSCHEDULED	17068							
19	ALL SERVICES	54922	1906.00	94.00	30825.00		30825.00		32825.00
20	RC DOMESTIC-----SCHEDULED	244777	1263.21	1.46	366.69	.71	367.40		1632.07
21	NONSCHEDULED								
22	ALL SERVICES		2960.06		2.59		2.59		2962.65
23	RD INTERNATIONAL--SCHEDULED		18503.25		89.14		89.14		18592.39
24	NONSCHEDULED		1388.62						1388.62
25	ALL SERVICES		19891.87		89.14		89.14		19981.01
26	RD TOTAL-----SCHEDULED		21463.31		91.73		91.73		21555.04
27	NONSCHEDULED		1388.62						1388.62
28	ALL SERVICES		22851.93		91.73		91.73		22943.66
29	TE DOMESTIC-----SCHEDULED	223769	565.69	.66	338.91	524.62	863.53		1429.88
30	NONSCHEDULED	115							
31	ALL SERVICES	223884	565.69	.66	338.91	524.62	863.53		1429.88
32	UA DOMESTIC-----SCHEDULED	147288	784.30	26.04	58.77	.07	58.84		869.18
33	NONSCHEDULED	6630							
34	ALL SERVICES	153918	784.30	26.04	58.77	.07	58.84		869.18
35	WA DOMESTIC-----SCHEDULED	61639	1741.08	4.18	164.13	47.32	211.45		1956.71
36	NONSCHEDULED	265							
37	ALL SERVICES	61903	1741.08	4.18	164.13	47.32	211.45		1956.71
38	WA INTERNATIONAL--SCHEDULED	2167	29.48						29.48
39	NONSCHEDULED								
40	ALL SERVICES	63805	1770.56	4.18	164.13	47.32	211.45		1986.19
41	WA TOTAL-----SCHEDULED		265						
42	NONSCHEDULED		64070		1770.56		211.45		1986.19
43	ALL SERVICES				164.13		47.32		
44	AIRPORT TOTAL								
45	DOMESTIC-----SCHEDULED	6002212	1119.15	1204.49	84851.47	2694.75	87546.22	53.56	160923.42
46	NONSCHEDULED	95998							
47	ALL SERVICES	6061810	1119.15	1204.49	84851.47	2694.75	87546.22	53.56	160923.42
48	INTERNATIONAL--SCHEDULED	2011014	55466.69	261.57	88887.20	858.47	69745.67	161.47	625633.40
49	NONSCHEDULED	63411	1654.04						1654.04
50	ALL SERVICES	2074425	57118.73	261.57	88887.20	858.47	69745.67	161.47	627287.44
51	TOTAL-----SCHEDULED	4013226	62783.84	1466.06	153738.67	3553.22	157291.89	215.03	786556.82
52	NONSCHEDULED	123009	1654.04						1654.04
53	ALL SERVICES	4136235	62948.88	1466.06	153738.67	3553.22	157291.89	215.03	788210.86
54	COMMUNITY TOTAL BY CARRIER								
55	AA DOMESTIC-----SCHEDULED	42927	324.22	1.91	2.87	11.95	14.82		340.95
56	NONSCHEDULED	1510							
57	ALL SERVICES	44437	324.22	1.91	2.87	11.95	14.82		340.95
58	AA INTERNATIONAL--SCHEDULED	78949	225.43		235.85	17.46	253.31		478.74
59	NONSCHEDULED	173							
60	ALL SERVICES	79122	225.43		235.85	17.46	253.31		478.74
61	AA TOTAL-----SCHEDULED	121876	549.65	1.91	238.72	29.41	268.13		819.69
62	NONSCHEDULED	1683							
63	ALL SERVICES	123559	549.65	1.91	238.72	29.41	268.13		819.69
64	BN DOMESTIC-----SCHEDULED	25861	1264.23	5.25	443.38		443.38		1712.86
65	NONSCHEDULED	180							
66	ALL SERVICES	25941	1264.23	5.25	443.38		443.38		1712.86
67	BN INTERNATIONAL--SCHEDULED	152193	1383.98		1935.82	34.19	1970.01		3353.99
68	NONSCHEDULED	2663							
69	ALL SERVICES	154856	1383.98		1935.82	34.19	1970.01		3353.99
70	BN TOTAL-----SCHEDULED	447054	2648.21	5.25	2379.20	34.19	2413.39		5066.85
71	NONSCHEDULED	2843							
72	ALL SERVICES	449897	2648.21	5.25	2379.20	34.19	2413.39		5066.85
73	CG DOMESTIC-----SCHEDULED	150826	1761.91	2.92	369.40		369.40		2134.23
74	DL DOMESTIC-----SCHEDULED	2147502	14974.05	66.42	3253.04		3253.04		18293.51
75	NONSCHEDULED	230							
76	ALL SERVICES	2147732	14974.05	66.42	3253.04		3253.04		18293.51
77	DL INTERNATIONAL--SCHEDULED	95815	3714.46	52.77	694.02		694.02		4461.25
78	DL TOTAL-----SCHEDULED	2243317	18688.51	119.19	3947.06		3947.06		22754.76
79	NONSCHEDULED	230							
80	ALL SERVICES	2243547	18688.51	119.19	3947.06		3947.06		22754.76
81	FA DOMESTIC-----SCHEDULED	3044350	18324.10	586.39	5551.65	1475.87	7027.52		25938.01
82	NONSCHEDULED	1096							
83	ALL SERVICES	3045446	18324.10	586.39	5551.65	1475.87	7027.52		25938.01
84	EA INTERNATIONAL--SCHEDULED	991196	12783.30	114.59	3105.05	234.80	3339.85		16237.74
85	NONSCHEDULED	129							
86	ALL SERVICES	991325	12783.30	114.59	3105.05	234.80	3339.85		16237.74

TABLE 6
ENPLANED REVENUE PASSENGERS, ENPLANED REVENUE TONS OF CARGO AND MAIL, AND AIR TRAFFIC
HUB CLASSIFICATIONS, BY TYPE OF OPERATION, BY TYPE OF SERVICE, BY COMMUNITY, AND BY CARRIER
12 MONTHS ENDED DECEMBER 31, 1980

No.	Area, state or country Community Airport name Carrier Type of operation Type of service Hub type and percent of enplanements	Enplaned passengers	Enplaned revenue tons					Foreign mail	Total cargo and mail
			Freight	Express	Priority	U.S. Mail Nonpriority	Total		
		2	3	4	5	6	7	8	9
COMMUNITY TOTAL BY CARRIER (CONT.)									
	FA TOTAL-----SCHEDULED	4035546	31107.40	700.98	8656.70	1710.67	10367.37		42175.75
	-----NONSCHEDULED	1225							
	-----ALL SERVICES	4036771	31107.40	700.98	8656.70	1710.67	10367.37		42175.75
	FT DOMESTIC-----SCHEDULED		2927.36	6.99	22.44		22.44		2956.79
	-----NONSCHEDULED	152425	872.29	3.24	436.71	142.72	579.43		1454.96
	-----ALL SERVICES	188							
	-----ALL SERVICES	193113	872.29	3.24	436.71	142.72	579.43		1454.96
	GZ DOMESTIC-----SCHEDULED	40358	68.86	.84	63.42		63.42		133.12
	-----NONSCHEDULED	1889							
	-----ALL SERVICES	42247	68.86	.84	63.42		63.42		133.12
	PA DOMESTIC-----SCHEDULED	1245500	1542.73	4.47	1400.85	521.09	1921.94	53.60	9522.74
	-----NONSCHEDULED	5060							
	-----ALL SERVICES	1750560	1542.73	4.47	1400.85	521.09	1921.94	53.60	9522.74
	PA INTERNATIONAL--SCHEDULED	551017	45084.92	.21	2047.32	572.02	2619.34	161.47	47870.94
	-----NONSCHEDULED	10506	265.42						265.42
	-----ALL SERVICES	461523	45350.34	.21	2047.32	572.02	2619.34	161.47	48136.36
	PA TOTAL-----SCHEDULED	1836517	52632.65	4.68	3448.17	1093.11	4541.28	215.07	57393.64
	-----NONSCHEDULED	15566	265.42						265.42
	-----ALL SERVICES	1852083	52898.07	4.68	3448.17	1093.11	4541.28	215.07	57659.10
	PI DOMESTIC-----SCHEDULED	60675	286.81	.18	74.00		74.00		360.99
	-----NONSCHEDULED	112							
	-----ALL SERVICES	60787	286.81	.18	74.00		74.00		360.99
	PF DOMESTIC-----SCHEDULED	524918	24793.30	845.70	78978.50		78978.50		104617.50
	-----NONSCHEDULED	12451							
	-----ALL SERVICES	557369	24793.30	845.70	78978.50		78978.50		104617.50
	QH INTERNATIONAL--SCHEDULED	96876	473813.00	94.00	60780.00		60780.00		534687.00
	-----NONSCHEDULED	7353							
	-----ALL SERVICES	170429	473813.00	94.00	60780.00		60780.00		534687.00
	QH TOTAL-----SCHEDULED	621794	498606.30	939.70	139758.50		139758.50		639304.50
	-----NONSCHEDULED	146004							
	-----ALL SERVICES	767798	498606.30	939.70	139758.50		139758.50		639304.50
	RC DOMESTIC-----SCHEDULED	314119	1333.44	1.60	503.45	.71	504.16		1839.20
	-----NONSCHEDULED	428							
	-----ALL SERVICES	314547	1333.44	1.60	503.45	.71	504.16		1839.20
	RD DOMESTIC-----SCHEDULED		2960.06		2.59		2.59		2962.65
	-----NONSCHEDULED								
	-----ALL SERVICES								
	RD INTERNATIONAL--SCHEDULED		18503.25		89.14		89.14		18592.39
	-----NONSCHEDULED		1388.62						1388.62
	-----ALL SERVICES		19891.87		89.14		89.14		19981.01
	RD TOTAL-----SCHEDULED		21463.31		91.73		91.73		21555.04
	-----NONSCHEDULED		1388.62						1388.62
	-----ALL SERVICES		22851.93		91.73		91.73		22943.66
	TW DOMESTIC-----SCHEDULED	330914	594.72	.69	353.63	533.06	886.69		1482.10
	-----NONSCHEDULED	115							
	-----ALL SERVICES	331029	594.72	.69	353.63	533.06	886.69		1482.10
	UA DOMESTIC-----SCHEDULED	350062	1027.05	72.57	195.26	.07	195.33		1294.95
	-----NONSCHEDULED	6173							
	-----ALL SERVICES	356235	1027.05	72.57	195.26	.07	195.33		1294.95
	WA DOMESTIC-----SCHEDULED	72132	1741.13	4.18	195.00	47.32	242.32		1987.63
	-----NONSCHEDULED	265							
	-----ALL SERVICES	72397	1741.13	4.18	195.00	47.32	242.32		1987.63
	WA INTERNATIONAL--SCHEDULED	2167	29.48						29.48
	WA TOTAL-----SCHEDULED	74299	1770.61	4.18	195.00	47.32	242.32		2017.11
	-----NONSCHEDULED	265							
	-----ALL SERVICES	74564	1770.61	4.18	195.00	47.32	242.32		2017.11
	COMMUNITY TOTAL								
	DOMESTIC-----SCHEDULED	8812069	80796.26	1603.35	91846.19	2732.79	94578.98	53.60	177032.19
	-----NONSCHEDULED	89697							
	-----ALL SERVICES	8901766	80796.26	1603.35	91846.19	2732.79	94578.98	53.60	177032.19
	INTERNATIONAL--SCHEDULED	2048213	55542.82	261.57	68887.20	858.47	69745.67	161.47	625711.53
	-----NONSCHEDULED	87024	1654.04						1654.04
	-----ALL SERVICES	2135237	557196.86	261.57	68887.20	858.47	69745.67	161.47	627365.57
	TOTAL-----SCHEDULED	10860282	636339.08	1864.92	160733.39	3591.26	164324.65	215.07	802743.72
	-----NONSCHEDULED	176721	1654.04						1654.04
	-----ALL SERVICES	11037003	637993.12	1864.92	160733.39	3591.26	164324.65	215.07	804397.76
	ORLANDO								
	(MCCOY AFB) L 111								
	AL DOMESTIC-----SCHEDULED	138063	109.78	.37	131.18		131.18		241.33
	-----NONSCHEDULED	6603							
	-----ALL SERVICES	144666	109.78	.37	131.18		131.18		241.33
	AN DOMESTIC-----SCHEDULED	60545	90.34	.54	108.60		108.60		199.48
	DL DOMESTIC-----SCHEDULED	745261	6395.56	85.99	1140.63		1140.63		7622.18
	-----NONSCHEDULED	231							
	-----ALL SERVICES	745492	6395.56	85.99	1140.63		1140.63		7622.18
	DL INTERNATIONAL--SCHEDULED	15973	648.17	33.38	64.42		64.42		745.97
	DL TOTAL-----SCHEDULED	761234	7043.73	119.37	1205.05		1205.05		8368.15
	-----NONSCHEDULED	231							
	-----ALL SERVICES	761465	7043.73	119.37	1205.05		1205.05		8368.15
	EA DOMESTIC-----SCHEDULED	1119380	9699.50	152.68	1289.48	142.42	1411.90		11264.08

TABLE 6
 ENPLANED REVENUE PASSENGERS, ENPLANED REVENUE TONS OF CARGO AND MAIL, AND AIR TRAFFIC
 HUB CLASSIFICATIONS, BY TYPE OF OPERATION, BY TYPE OF SERVICE, BY COMMUNITY, AND BY CARRIER
 12 MONTHS ENDED DECEMBER 31, 1980

No.	Area, state or country Community (Airport name) Carrier Type of operation Type of service Hub type and percent of enplanements	Enplaned passengers	Enplaned revenue tons					Foreign mail	Total cargo and mail	
			Freight	Express	Priority	U. S. Mail Nonpriority	Total			
		1	2	3	4	5	6	7	8	9
1	MCCOY AFB (CONT.)									
2	EA INTERNATIONAL--SCHEDULED	21574	332.95	5.59	12.15	.05	12.20		350.74	
3	EA TOTAL-----SCHEDULED	1140954	10032.45	158.27	1281.63	142.47	1424.10		11614.82	
4	NW DOMESTIC-----SCHEDULED	50940	48.75			2.71	2.71		51.46	
5	DZ DOMESTIC-----SCHEDULED	66375	68.33	.11	3.25	.72	3.97		72.41	
6	NONSCHEDULED	2563								
7	ALL SERVICES	68938	68.33	.11	3.25	.72	3.97		72.41	
8	PA DOMESTIC-----SCHEDULED	289380	937.47	.47	340.16		340.16	.02	1278.12	
9	NONSCHEDULED	188								
10	ALL SERVICES	289568	937.47	.47	340.16		340.16	.02	1278.12	
11	QM DOMESTIC-----SCHEDULED	40833	4.00	96.90	167.80		167.80		268.70	
12	NONSCHEDULED	4699								
13	ALL SERVICES	45532	4.00	96.90	167.80		167.80		268.70	
14	RC DOMESTIC-----SCHEDULED	286640	524.97	.58	196.85	.01	196.86		722.41	
15	NONSCHEDULED	2020								
16	ALL SERVICES	288660	524.97	.58	196.85	.01	196.86		722.41	
17	RD DOMESTIC-----SCHEDULED		592.86						592.86	
18	RD INTERNATIONAL--SCHEDULED		50.80						50.80	
19	RD TOTAL-----SCHEDULED		643.66						643.66	
20	TW DOMESTIC-----SCHEDULED	95826	43.30		.87		.87		44.17	
21	NONSCHEDULED	471								
22	ALL SERVICES	96297	43.30		.87		.87		44.17	
23	UA DOMESTIC-----SCHEDULED	175013	125.52	18.15	216.90		216.90		360.57	
24	NONSCHEDULED	1990								
25	ALL SERVICES	177003	125.52	18.15	216.90		216.90		360.57	
26	COMMUNITY TOTAL									
27	DOMESTIC-----SCHEDULED	3064256	18640.38	355.79	3575.72	145.86	3721.58	.02	22717.77	
28	NONSCHEDULED	18765								
29	ALL SERVICES	3087021	18640.38	355.79	3575.72	145.86	3721.58	.02	22717.77	
30	INTERNATIONAL--SCHEDULED	37547	1031.92	38.97	76.57	.05	76.62		1147.51	
31	TOTAL-----SCHEDULED	3105803	19672.30	394.76	3652.29	145.91	3798.20	.02	23865.28	
32	NONSCHEDULED	18765								
33	ALL SERVICES	3124568	19672.30	394.76	3652.29	145.91	3798.20	.02	23865.28	
34	PANAMA CITY N 0.00									
35	(PANAMA CITY--BAY COUNTY)									
36	QM DOMESTIC-----SCHEDULED	4470								
37	RC DOMESTIC-----SCHEDULED	68287	108.60	.33	46.00		46.00		154.93	
38	COMMUNITY TOTAL									
39	DOMESTIC-----SCHEDULED	72757	108.60	.33	46.00		46.00		154.93	
40	PENSACOLA S 0.08									
41	(PENSACOLA REGIONAL)									
42	EA DOMESTIC-----SCHEDULED	183792	286.00	37.12	586.81	3.86	590.67		913.79	
43	NONSCHEDULED	137								
44	ALL SERVICES	183929	286.00	37.12	586.81	3.86	590.67		913.79	
45	PA DOMESTIC-----SCHEDULED	35259	74.33	.63	42.89	.03	42.92	.08	117.96	
46	QM DOMESTIC-----SCHEDULED	28205	.20	106.90	1597.00		1597.00		1704.10	
47	NONSCHEDULED	441								
48	ALL SERVICES	28646	.20	106.90	1597.00		1597.00		1704.10	
49	COMMUNITY TOTAL									
50	DOMESTIC-----SCHEDULED	247256	360.53	144.65	2226.70	3.89	2230.59	.08	2735.85	
51	NONSCHEDULED	578								
52	ALL SERVICES	247834	360.53	144.65	2226.70	3.89	2230.59	.08	2735.85	
53	SARASOTA/BRADENTON S G-20									
54	(SARASOTA--BRADENTON)									
55	DL DOMESTIC-----SCHEDULED	81887	76.60	.70	.19		.19		77.49	
56	EA DOMESTIC-----SCHEDULED	325207	547.74	20.48	1.18	.15	1.33		569.55	
57	PA DOMESTIC-----SCHEDULED	85471	107.68	.42	3.50		3.50		111.60	
58	RC DOMESTIC-----SCHEDULED	35755	29.45		.15		.15		29.60	
59	UA DOMESTIC-----SCHEDULED	46811	11.85	13.87					25.72	
60	NONSCHEDULED	63								
61	ALL SERVICES	46874	11.85	13.87					25.72	
62	COMMUNITY TOTAL									
63	DOMESTIC-----SCHEDULED	575131	773.32	35.47	5.02	.15	5.17		813.96	
64	NONSCHEDULED	63								
65	ALL SERVICES	575194	773.32	35.47	5.02	.15	5.17		813.96	
66	TALLAHASSEE S 0.10									
67	(TALLAHASSEE MUNI)									
68	EA DOMESTIC-----SCHEDULED	150823	344.12	58.26	153.61	231.46	385.07		787.45	
69	NONSCHEDULED	70								
70	ALL SERVICES	150893	344.12	58.26	153.61	231.46	385.07		787.45	
71	QM DOMESTIC-----SCHEDULED	61920	1754.50	761.40	43127.90		43127.90		45643.80	
72	NONSCHEDULED	345								
73	ALL SERVICES	62265	1754.50	761.40	43127.90		43127.90		45643.80	

TABLE 4
 ENPLANED REVENUE PASSENGERS, ENPLANED REVENUE TONS OF CARGO AND MAIL, AND AIR TRAFFIC
 HUB CLASSIFICATIONS, BY TYPE OF OPERATION, BY TYPE OF SERVICE, BY COMMUNITY, AND BY CARRIER
 12 MONTHS ENDED DECEMBER 31, 1980

No.	Area, state or country Community (Airport name) Carrier Type of operation Type of service Hub type and percent of enplanements	Enplaned passengers	Enplaned revenue tons					Foreign mail	Total cargo and mail
			Freight	Express	Priority	U.S. Mail Nonpriority	Total		
		2	3	4	5	6	7	8	9
1	TALLAHASSEE MUNI (CONT.)								
2	RC DOMESTIC-----SCHEDULED	90561	80.17		103.10		103.10		183.27
3	COMMUNITY TOTAL								
4	DOMESTIC-----SCHEDULED	303304	2178.79	819.66	43384.61	231.46	43616.07		46614.52
5	NONSCHEDULED	415							
6	ALL SERVICES	303719	2178.79	819.66	43384.61	231.46	43616.07		46614.52
10	TAMPA ST. PITSBG/CLWTRGLKLD 1 1.27								
11	(TAMPA INTERNATIONAL)								
12	AA DOMESTIC-----SCHEDULED	20847	25.55		9.15	3.27	12.42		37.97
13	NONSCHEDULED	409							
14	ALL SERVICES	21256	25.55		9.15	3.27	12.42		37.97
15	AL DOMESTIC-----SCHEDULED	107148	158.70		220.94		220.94		379.64
16	BN DOMESTIC-----SCHEDULED	124422	675.34	2.01	459.50		459.50		1136.85
17	NONSCHEDULED	682							
18	ALL SERVICES	125104	675.34	2.01	459.50		459.50		1136.85
19	CO DOMESTIC-----SCHEDULED	1382	1.75		6.04		6.04		7.79
20	DL DOMESTIC-----SCHEDULED	1000524	4180.55	78.33	2895.53		2895.53		7154.41
21	FA DOMESTIC-----SCHEDULED	1036353	4843.33	78.82	2947.97	19.17	2967.14		7889.29
22	EA INTERNATIONAL--SCHEDULED	33514	122.82		52.61		52.61		175.43
23	EA TOTAL-----SCHEDULED	1065867	4966.15	78.82	3000.58	19.17	3019.75		8064.72
24	NW DOMESTIC-----SCHEDULED	193218	1060.68	7.52	245.90	168.88	414.78		1482.98
25	NONSCHEDULED	316							
26	ALL SERVICES	193534	1060.68	7.52	245.90	168.88	414.78		1482.98
27	CZ DOMESTIC-----SCHEDULED	56856	177.02	17.92	15.78	.10	15.88		210.82
28	NONSCHEDULED	192							
29	ALL SERVICES	57048	177.02	17.92	15.78	.10	15.88		210.82
30	PA DOMESTIC-----SCHEDULED	315604	2177.75	4.14	848.23	61.39	909.62		3091.51
31	NONSCHEDULED	696							
32	ALL SERVICES	316300	2177.75	4.14	848.23	61.39	909.62		3091.51
33	PA INTERNATIONAL--SCHEDULED	2771	20.48		1.22		1.22		21.70
34	NONSCHEDULED	184							
35	ALL SERVICES	2955	20.48		1.22		1.22		21.70
36	PA TOTAL-----SCHEDULED	318375	2198.23	4.14	849.45	61.39	910.84		3113.21
37	NONSCHEDULED	880							
38	ALL SERVICES	319255	2198.23	4.14	849.45	61.39	910.84		3113.21
39	PI DOMESTIC-----SCHEDULED	52231	220.45	.86	175.10		175.10		396.41
40	OH DOMESTIC-----SCHEDULED	152588	564.80	908.80	37622.10		37622.10		39095.70
41	NONSCHEDULED	3206							
42	ALL SERVICES	195794	564.80	908.80	37622.10		37622.10		39095.70
43	RC DOMESTIC-----SCHEDULED	64132	170.99	.25	129.54		129.54		300.78
44	NONSCHEDULED	88							
45	ALL SERVICES	64220	170.99	.25	129.54		129.54		300.78
46	TW DOMESTIC-----SCHEDULED	98340	121.75	.66	103.86	2.70	106.56		228.97
47	UA DOMESTIC-----SCHEDULED	251892	896.00	100.96	397.84		397.84		1394.80
48	NONSCHEDULED	3135							
49	ALL SERVICES	295027	896.00	100.96	397.84		397.84		1394.80
50	COMMUNITY TOTAL								
51	DOMESTIC-----SCHEDULED	3555537	15274.66	1200.27	46077.48	255.51	46332.99		62807.92
52	NONSCHEDULED	8724							
53	ALL SERVICES	3564261	15274.66	1200.27	46077.48	255.51	46332.99		62807.92
54	INTERNATIONAL--SCHEDULED	36285	143.30		53.83		53.83		197.13
55	NONSCHEDULED	184							
56	ALL SERVICES	36469	143.30		53.83		53.83		197.13
57	TOTAL-----SCHEDULED	3591822	15417.96	1200.27	46131.31	255.51	46386.82		63005.05
58	NONSCHEDULED	8908							
59	ALL SERVICES	3600730	15417.96	1200.27	46131.31	255.51	46386.82		63005.05
60	WEST PALM BEACH/PALM BEACH M 0.45								
61	(PALM BEACH INTERNATIONAL)								
62	AL DOMESTIC-----SCHEDULED	93462	42.01	.10	38.05		38.05		80.16
63	BN DOMESTIC-----SCHEDULED	20208	21.71	.21	57.35		57.35		79.27
64	DL DOMESTIC-----SCHEDULED	451106	692.94	20.25	617.83		617.83		1331.02
65	EA DOMESTIC-----SCHEDULED	346390	852.28	28.22	355.01	8.73	363.74		1244.24
66	FA INTERNATIONAL--SCHEDULED	129							
67	EA TOTAL-----SCHEDULED	346679	852.28	28.22	355.01	8.73	363.74		1244.24
68	PA DOMESTIC-----SCHEDULED	156167	647.56	5.10	141.12		141.12		793.78
69	NONSCHEDULED	189							
70	ALL SERVICES	196356	647.56	5.10	141.12		141.12		793.78
71	OH DOMESTIC-----SCHEDULED	40350		17.30	.90		.90		18.20
72	NONSCHEDULED	1693							
73	ALL SERVICES	42043		17.30	.90		.90		18.20
74	RC DOMESTIC-----SCHEDULED	12071	16.25	.09	40.73		40.73		57.07
75	TW DOMESTIC-----SCHEDULED	36413	2.55						2.55
76	UA DOMESTIC-----SCHEDULED	64714	43.45	19.35	26.98	.04	27.02		89.82
77	NONSCHEDULED	88							
78	ALL SERVICES	84802	43.45	19.35	26.98	.04	27.02		89.82

TABLE 6
ENPLANED REVENUE PASSENGERS, ENPLANED REVENUE TONS OF CARGO AND MAIL, AND AIR TRAFFIC
HUB CLASSIFICATIONS, BY TYPE OF OPERATION, BY TYPE OF SERVICE, BY COMMUNITY, AND BY CARRIER
12 MONTHS ENDED DECEMBER 31, 1980

No.	Area, state or country (Community (Airport name) Carrier Type of operation Type of service Hub type and percent of enplanements	Enplaned passengers	Enplaned revenue tons					Foreign mail	Total cargo and mail
			Freight	Express	Priority	U.S. Mail Nonpriority	Total		
	1	2	3	4	5	6	7	8	9
1	GEORGIA (CONT.)								
2	COLUMBUS (COLUMBUS METROPOLITAN)	N C.00							
3	DL DOMESTIC-----SCHEDULED	111404	423.89	9.22	129.18		129.18		562.29
4	DL DOMESTIC-----NONSCHEDULED	218							
5	DL DOMESTIC-----ALL SERVICES	111622	423.89	9.22	129.18		129.18		562.29
6									
7									
8									
9									
10	MACON (LEWIS B. WILSON)	N C.00							
11	DL DOMESTIC-----SCHEDULED	65054	186.49	1.11	116.21		116.21		303.81
12									
13									
14									
15									
16	MOULTRIE/THOMASVILLE (MOULTRIE-THOMASVILLE)	N C.00							
17	RC DOMESTIC-----SCHEDULED	3601	19.19	.41	.01		.01		19.61
18									
19									
20									
21									
22	SAVANNAH (SAVANNAH MUNI)	S C.13							
23	DL DOMESTIC-----SCHEDULED	253834	384.40	3.86	50.06		50.06		438.32
24	DL DOMESTIC-----NONSCHEDULED	159							
25	DL DOMESTIC-----ALL SERVICES	253993	384.40	3.86	50.06		50.06		438.32
26									
27	EA DOMESTIC-----SCHEDULED	98193	85.30	7.45	114.49		114.49		207.64
28									
29	PA DOMESTIC-----SCHEDULED	18412	22.54	.05	6.98		6.98		29.57
30	PA DOMESTIC-----NONSCHEDULED	51							
31	PA DOMESTIC-----ALL SERVICES	18463	22.54	.05	6.98		6.98		29.57
32									
33									
34	COMMUNITY TOTAL DOMESTIC-----SCHEDULED	370439	492.24	11.36	171.93		171.93		675.53
35	COMMUNITY TOTAL DOMESTIC-----NONSCHEDULED	210							
36	COMMUNITY TOTAL DOMESTIC-----ALL SERVICES	370649	492.24	11.36	171.93		171.93		675.53
37									
38									
39									
40									
41	VALDOSTA (VALDOSTA MUNI)	N C.00							
42	RC DOMESTIC-----SCHEDULED	22909	48.56	.16	2.84		2.84		51.56
43									
44									
45									
46									
47	HAWAII								
48									
49									
50	HILO, HAWAII (GENERAL LYMAN FIELD)	S O.18							
51	CO DOMESTIC-----SCHEDULED	116	42.93		.56		.56		43.49
52									
53	HA DOMESTIC-----SCHEDULED	247744	1616.47		240.76	176.06	416.84		2033.31
54									
55	TS DOMESTIC-----SCHEDULED	180277	984.26		389.70	172.33	562.03		1546.29
56									
57	UA DOMESTIC-----SCHEDULED	64679	6692.80	2.42	150.77	.25	151.02		6846.24
58	UA DOMESTIC-----NONSCHEDULED	2495							
59	UA DOMESTIC-----ALL SERVICES	67174	6692.80	2.42	150.77	.25	151.02		6846.24
60									
61	WA DOMESTIC-----SCHEDULED		83.36						83.36
62									
63									
64	COMMUNITY TOTAL DOMESTIC-----SCHEDULED	512816	9419.82	2.42	781.81	348.64	1130.45		10552.69
65	COMMUNITY TOTAL DOMESTIC-----NONSCHEDULED	2495							
66	COMMUNITY TOTAL DOMESTIC-----ALL SERVICES	515311	9419.82	2.42	781.81	348.64	1130.45		10552.69
67									
68									
69									
70									
71									
72	HONOLULU, OAHU (HONOLULU INTERNATIONAL)	L 2.00							
73	AA DOMESTIC-----SCHEDULED	5621	139.08	.19	38.73	1.06	39.79		179.06
74									
75	BN DOMESTIC-----SCHEDULED	59730	3375.74	18.64	149.60		149.60		3543.98
76	BN DOMESTIC-----NONSCHEDULED	46							
77	BN DOMESTIC-----ALL SERVICES	99776	3375.74	18.64	149.60		149.60		3543.98
78									
79	BN INTERNATIONAL--SCHEDULED	4471	65.11		27.57		27.57		92.68
80									
81	BN TOTAL-----SCHEDULED	164201	3440.85	18.64	177.17		177.17		3636.66
82									
83	CO DOMESTIC-----SCHEDULED	166255	9343.90	4.25	438.47	216.45	654.92		10003.07
84	CO DOMESTIC-----NONSCHEDULED	5825							
85	CO DOMESTIC-----ALL SERVICES	172080	9343.90	4.25	438.47	216.45	654.92		10003.07
86									
87	CO INTERNATIONAL--SCHEDULED	42638	809.86		658.55		658.55		1468.41
88									
89	CO TOTAL-----SCHEDULED	208893	10153.76	4.25	1097.02	216.45	1313.47		11471.48
90									
91	CO TOTAL-----NONSCHEDULED	5825							
92	CO TOTAL-----ALL SERVICES	214718	10153.76	4.25	1097.02	216.45	1313.47		11471.48
93									
94	FT DOMESTIC-----SCHEDULED		570.60	2.61	1.94		1.94		575.15
95	FT DOMESTIC-----NONSCHEDULED		52.15						32.15
96	FT DOMESTIC-----ALL SERVICES		5602.75	2.61	1.94		1.94		5607.30
97									
98									
99	NA DOMESTIC-----SCHEDULED	1456466	9023.66		1744.27	158.96	1903.23		10926.89
100									
101	NW DOMESTIC-----SCHEDULED	268896	7520.48	1.77	640.32	1923.49	2563.81	708.82	10794.88
102	NW DOMESTIC-----NONSCHEDULED	4431							
103	NW DOMESTIC-----ALL SERVICES	273327	7520.48	1.77	640.32	1923.49	2563.81	708.82	10794.88
104									
105	NW INTERNATIONAL--SCHEDULED	170773	2224.33		2027.17	364.92	2392.09	.06	4616.48
106									
107	NW TOTAL-----SCHEDULED	439649	9744.81	1.77	2667.49	2288.41	4955.90	708.88	15411.36
108	NW TOTAL-----NONSCHEDULED	4431							
109	NW TOTAL-----ALL SERVICES	444100	9744.81	1.77	2667.49	2288.41	4955.90	708.88	15411.36
110									
111									
112									

TABLE 4
 ENPLANED REVENUE PASSENGERS, ENPLANED REVENUE TONS OF CARGO AND MAIL, AND AIR TRAFFIC
 HUB CLASSIFICATIONS, BY TYPE OF OPERATION, BY TYPE OF SERVICE, BY COMMUNITY, AND BY CARRIER
 12 MONTHS ENDED DECEMBER 31, 1980

Line No.	Area, state or country Community (Airport name) Carrier Type of operation Type of service Hub type and percent of enplanements	Enplaned passengers	Enplaned revenue tons						
			Freight	Express	U. S. Mail		Total	Foreign mail	Total cargo and mail
					Priority	Nonpriority			
1	2	3	4	5	6	7	8	9	
1	HONOLULU INTERNATIONAL (CONT.)								
2	PA DOMESTIC-----SCHEDULED	214876	8673.76	7.37	772.50	1260.60	2033.10	23.96	10738.19
4	PA INTERNATIONAL--SCHEDULED	312416	10931.60		4510.31	241.91	4752.22	6.28	15690.10
5	PA TOTAL-----SCHEDULED	527292	19605.36	7.37	5282.81	1502.51	6785.32	30.24	26428.29
7	TS DOMESTIC-----SCHEDULED	1122193	2567.71		1583.64	482.59	2066.23		4633.94
8	NONSCHEDULED	260							
9	ALL SERVICES	1122453	2567.71		1583.64	482.59	2066.23		4633.94
11	UA DOMESTIC-----SCHEDULED	1345091	12946.20	183.08	2470.41	617.38	3087.79		16217.07
12	NONSCHEDULED	20888							
13	ALL SERVICES	1365979	12946.20	183.08	2470.41	617.38	3087.79		16217.07
15	WA DOMESTIC-----SCHEDULED	406682	9668.48	51.76	710.09	79.87	789.96		10510.20
16	NONSCHEDULED	6988							
17	ALL SERVICES	413670	9668.48	51.76	710.09	79.87	789.96		10510.20
19	COMMUNITY TOTAL								
20	DOMESTIC-----SCHEDULED	5085810	68829.61	269.67	8549.97	4740.40	13290.37	732.78	83122.43
21	NONSCHEDULED	30438	32.15						32.15
22	ALL SERVICES	5124248	68861.76	269.67	8549.97	4740.40	13290.37	732.78	83154.58
24	INTERNATIONAL--SCHEDULED	532528	14030.90		7223.60	606.83	7830.43	6.34	21867.67
26	TOTAL-----SCHEDULED	5616108	82660.51	269.67	15773.57	5347.23	21120.80	739.12	104990.10
27	NONSCHEDULED	30438	32.15						32.15
28	ALL SERVICES	5645546	82892.66	269.67	15773.57	5347.23	21120.80	739.12	105022.25
31	MOLOKAI, MOLOKAI N C.00								
32	(MOLOKAI)								
33	MA DOMESTIC-----SCHEDULED	35146	275.23		.66	.34	1.00		276.23
35	TS DOMESTIC-----SCHEDULED	30685	15.36		29.42	23.70	53.12		68.48
37	COMMUNITY TOTAL								
38	DOMESTIC-----SCHEDULED	65831	290.59		30.08	24.04	54.12		344.71
41	KAMULI, MAUI N C.48								
42	(KAMULI)								
43	MA DOMESTIC-----SCHEDULED	734713	1148.39		354.99	164.28	519.27		1667.66
45	TS DOMESTIC-----SCHEDULED	637839	466.23		207.34	194.86	402.20		868.43
47	COMMUNITY TOTAL								
48	DOMESTIC-----SCHEDULED	1372552	1614.62		562.33	359.14	921.47		2536.09
51	KAILUA-KONA, HAWAII S C.18								
52	(KAILUA-KONA)								
53	MA DOMESTIC-----SCHEDULED	260170	676.97		113.48	29.99	143.47		820.44
55	TS DOMESTIC-----SCHEDULED	247586	623.92		118.23	99.42	217.65		841.57
56	NONSCHEDULED	68							
57	ALL SERVICES	247654	623.92		118.23	99.42	217.65		841.57
59	COMMUNITY TOTAL								
60	DOMESTIC-----SCHEDULED	507756	1300.89		231.71	129.41	361.12		1662.01
61	NONSCHEDULED	68							
62	ALL SERVICES	507824	1300.89		231.71	129.41	361.12		1662.01
65	KAMEHA, HAWAII N C.00								
66	(KAMEHA)								
67	MA DOMESTIC-----SCHEDULED	4195	9.49						9.49
69	COMMUNITY TOTAL								
70	DOMESTIC-----SCHEDULED	4195	9.49						9.49
73	LANAI, LANAI N C.00								
74	(LANAI)								
75	MA DOMESTIC-----SCHEDULED	5915	13.60		5.58	7.02	12.60		26.20
77	COMMUNITY TOTAL								
78	DOMESTIC-----SCHEDULED	5915	13.60		5.58	7.02	12.60		26.20
81	LIMU, KAUAI N C.31								
82	(LIMU)								
83	MA DOMESTIC-----SCHEDULED	547564	525.83		40.33	123.51	163.84		689.67
85	TS DOMESTIC-----SCHEDULED	341352	167.14		191.98	57.78	249.76		416.90
87	COMMUNITY TOTAL								
88	DOMESTIC-----SCHEDULED	888916	692.97		232.31	181.29	413.60		1106.57
91	KAHOOLAWE, HAWAII S C.16								
92	(KAHOOLAWE)								
93	MA DOMESTIC-----SCHEDULED	6661	21.10		1.20		1.20		22.30
94	NONSCHEDULED	18							
95	ALL SERVICES	6679	21.10		1.20		1.20		22.30
97	FL DOMESTIC-----SCHEDULED	28276	28.86	3.88	74.65		74.65		107.39
99	GO DOMESTIC-----SCHEDULED	1288	.38						.38
101	NW DOMESTIC-----SCHEDULED	147271	353.52	16.51	561.59	1.43	563.02		933.05
102	NONSCHEDULED	1226							
103	ALL SERVICES	147397	353.52	16.51	561.59	1.43	563.02		933.05

TABLE 6
ENPLANED REVENUE PASSENGERS, ENPLANED REVENUE TONS OF CARGO AND MAIL, AND AIR TRAFFIC
HUB CLASSIFICATIONS, BY TYPE OF OPERATION, BY TYPE OF SERVICE, BY COMMUNITY, AND BY CARRIER

12 MONTHS ENDED DECEMBER 31, 1980

Line No.	Area, state or country Community (Airport name) Carrier Type of operation Type of service Hub type and percent of enplanements	Enplaned passengers	Enplaned revenue tons					
			Freight	Express	Priority	U. S. Mail Nonpriority	Total	Foreign mail
1	2	3	4	5	6	7	8	9
1	BOISE AIR TERMINAL/GOWEN FLD (COUNTY)							
2	RW DOMESTIC-----SCHEDULED	45898	133.12	2.78	207.87	.63	208.50	344.40
3	NONSCHEDULED	66						
4	ALL SERVICES	45964	133.12	2.78	207.87	.63	208.50	344.40
5	UA DOMESTIC-----SCHEDULED	233596	404.67	52.06	653.93	4.98	658.91	1115.64
6	NONSCHEDULED	665						
7	ALL SERVICES	234261	404.67	52.06	653.93	4.98	658.91	1115.64
10	COMMUNITY TOTAL							
11	DOMESTIC-----SCHEDULED	462990	941.65	75.23	1499.24	7.04	1506.28	2523.16
12	NONSCHEDULED	875						
13	ALL SERVICES	463865	941.65	75.23	1499.24	7.04	1506.28	2523.16
17	IDAHO FALLS (FANNING FIELD) N 0.00							
18	CZ DOMESTIC-----SCHEDULED	626	.62		2.00		2.00	2.62
19	RW DOMESTIC-----SCHEDULED	26475	19.52	.15	.60	.01	.61	20.28
20	NONSCHEDULED							
21	ALL SERVICES	6013	8.85		.10		.10	8.95
22	WA DOMESTIC-----SCHEDULED	50336	81.32	17.31	41.41	.01	41.42	140.05
23	NONSCHEDULED							
24	ALL SERVICES	50336	81.32	17.31	41.41	.01	41.42	140.05
27	COMMUNITY TOTAL							
28	DOMESTIC-----SCHEDULED	85450	110.31	17.46	44.11	.02	44.13	171.90
29	NONSCHEDULED							
30	ALL SERVICES							
31	EMMISTON/CLARKSTON (EMMISTON-NEZ PERCE COUNTY) N 0.00							
32	CZ DOMESTIC-----SCHEDULED	9131	8.50		1.50		1.50	10.00
33	NONSCHEDULED	30						
34	ALL SERVICES	9161	8.50		1.50		1.50	10.00
35	RW DOMESTIC-----SCHEDULED	12786	25.99	.03	5.77		5.77	31.79
36	NONSCHEDULED	3992	9.54	.08	6.02		6.02	15.64
37	ALL SERVICES	16778	35.53	.11	11.79		11.79	47.43
42	COMMUNITY TOTAL							
43	DOMESTIC-----SCHEDULED	25909	44.03	.11	13.29		13.29	57.43
44	NONSCHEDULED	30						
45	ALL SERVICES	25939	44.03	.11	13.29		13.29	57.43
49	POCATELLO (POCATELLO MUNI) N 0.00							
50	CZ DOMESTIC-----SCHEDULED	5122	7.40		2.40		2.40	9.80
51	OG DOMESTIC-----SCHEDULED	5354	11.80					11.80
52	RW DOMESTIC-----SCHEDULED	17332	29.10	.62	18.75		18.75	48.47
53	NONSCHEDULED	5205	14.38	1.46	8.38		8.38	24.22
54	ALL SERVICES	9082	43.48	2.08	27.13		27.13	72.69
61	COMMUNITY TOTAL							
62	DOMESTIC-----SCHEDULED	42095	110.85	2.09	36.21		36.21	149.15
63	NONSCHEDULED							
64	ALL SERVICES							
66	TWIN FALLS (CITY-COUNTY APRT. JOSLIN FLD) N 0.00							
67	CZ DOMESTIC-----SCHEDULED	797	.10		1.10		1.10	1.20
68	RW DOMESTIC-----SCHEDULED	26330	69.09	4.25	8.17		8.17	81.51
69	NONSCHEDULED	6696	24.69	.64	4.48		4.48	29.81
70	ALL SERVICES	33026	93.79	4.89	12.55		12.55	111.32
74	COMMUNITY TOTAL							
75	DOMESTIC-----SCHEDULED	33823	93.88	4.89	13.75		13.75	112.52
76	NONSCHEDULED							
77	ALL SERVICES							
79	ILLINOIS							
83	ALDWINSTON (BLOMINGTON-NORMAL) N 0.00							
84	OZ DOMESTIC-----SCHEDULED	1321	5.19		33.93		33.93	39.12
85	NONSCHEDULED							
86	ALL SERVICES							
88	CHAMPAIGN/URBANA (UNIVERSITY OF ILLINOIS-MILLARD) N 0.00							
89	OZ DOMESTIC-----SCHEDULED	67562	102.45	.10	173.97	.09	174.06	276.61
90	NONSCHEDULED	871						
91	ALL SERVICES	68433	102.45	.10	173.97	.09	174.06	276.61
97	CHICAGO (MIDWAY) L 6.89 0.06							
98	DL DOMESTIC-----SCHEDULED	44707	15.24	.61				15.85
99	NONSCHEDULED	112857						
100	ALL SERVICES	157564	15.24	.61				15.85
101	MJ DOMESTIC-----SCHEDULED	31735	1.14	.09	.34		.34	1.59
102	NONSCHEDULED	280						
103	ALL SERVICES	32535	1.14	.09	.34		.34	1.59
104	UA DOMESTIC-----NONSCHEDULED	280						
107	AIRPORT TOTAL							
108	DOMESTIC-----SCHEDULED	189299	16.40	.70	.34		.34	17.44
109	NONSCHEDULED	280						
110	ALL SERVICES	189579	16.40	.70	.34		.34	17.44
111								
112								

TABLE 6
 ENPLANED REVENUE PASSENGERS, ENPLANED REVENUE TONS OF CARGO AND MAIL, AND AIR TRAFFIC
 HUB CLASSIFICATIONS, BY TYPE OF OPERATION, BY TYPE OF SERVICE, BY COMMUNITY, AND BY CARRIER

12 MONTHS ENDED DECEMBER 31, 1980

No.	Area, state or country Community (Airport name) Carrier Type of operation Type of service Hub type and percent of enplanements	Enplaned passengers	Enplaned revenue tons					Foreign mail	Total cargo and mail	
			Freight	Express	Priority	U. S. Mail Nonpriority Total				
		1	2	3	4	5	6	7	8	9
1	CHICAGO (CONT.)									
2	(OHARE INTERNATIONAL)	6.83								
3	AA DOMESTIC-----SCHEDULED	3745314	41028.29	986.45	11109.63	7621.59	18731.22			60745.96
4	NONSCHEDULED	1546								
5	ALL SERVICES	3746860	41028.29	986.45	11109.63	7621.59	18731.22			60745.96
6	AA INTERNATIONAL--SCHEDULED	120125	1115.43		181.45		181.45			1296.88
7	NONSCHEDULED	701								
8	ALL SERVICES	126826	1115.43		181.45		181.45			1296.88
9	AA TOTAL-----SCHEDULED	3865439	42143.72	986.45	11291.08	7621.59	18912.67			62042.84
10	NONSCHEDULED	2247								
11	ALL SERVICES	3867686	42143.72	986.45	11291.08	7621.59	18912.67			62042.84
12	AL DOMESTIC-----SCHEDULED	354683	1406.38	72.95	1402.87		1402.87			2882.20
13	BN DOMESTIC-----SCHEDULED	322043	6815.69	235.76	3277.56		3277.56			10329.01
14	NONSCHEDULED	268								
15	ALL SERVICES	322311	6815.69	235.76	3277.56		3277.56			10329.01
16	CO DOMESTIC-----SCHEDULED	268985	6504.39	12.09	192.81	247.26	440.07			6956.55
17	NONSCHEDULED	122								
18	ALL SERVICES	269107	6504.39	12.09	192.81	247.26	440.07			6956.55
19	DL DOMESTIC-----SCHEDULED	1975110	20181.06	1191.20	9327.32		9327.32			30699.58
20	NONSCHEDULED	87								
21	ALL SERVICES	1975197	20181.06	1191.20	9327.32		9327.32			30699.58
22	EA DOMESTIC-----SCHEDULED	609104	6634.05	315.10	2784.57	10.00	2794.57			9743.72
23	FA INTERNATIONAL--SCHEDULED	14033	702.07	6.08	14.28		14.28			722.43
24	NONSCHEDULED	59								
25	ALL SERVICES	14092	702.07	6.08	14.28		14.28			722.43
26	EA TOTAL-----SCHEDULED	623137	7336.12	321.18	2798.85	10.00	2808.85			10466.15
27	NONSCHEDULED	59								
28	ALL SERVICES	623196	7336.12	321.18	2798.85	10.00	2808.85			10466.15
29	FL DOMESTIC-----SCHEDULED	2863	21.49	.67	1.70		1.70			23.86
30	FT DOMESTIC-----SCHEDULED		124427.81	1228.76	2112.69	147.33	2260.02			127916.59
31	NONSCHEDULED		538.17				538.17			538.17
32	ALL SERVICES		124965.98	1228.76	2112.69	147.33	2260.02			128454.76
33	NW DOMESTIC-----SCHEDULED	1100463	18635.07	296.51	2637.21	3066.14	5703.35	3.16		24638.09
34	NONSCHEDULED	1506								
35	ALL SERVICES	1101969	18635.07	296.51	2637.21	3066.14	5703.35	3.16		24638.09
36	NW INTERNATIONAL--SCHEDULED	52413	323.83		151.33	4.66	155.99			479.82
37	NW TOTAL-----SCHEDULED	1152876	18958.90	296.51	2788.54	3070.80	5859.34	3.16		25117.91
38	NONSCHEDULED	1506								
39	ALL SERVICES	1154382	18958.90	296.51	2788.54	3070.80	5859.34	3.16		25117.91
40	OZ DOMESTIC-----SCHEDULED	545107	2387.09	98.35	1857.47	2.60	1860.07			4345.51
41	NONSCHEDULED	2316								
42	ALL SERVICES	547423	2387.09	98.35	1857.47	2.60	1860.07			4345.51
43	PA DOMESTIC-----SCHEDULED	5	1100.80		18.93		18.93			1119.73
44	NONSCHEDULED	88								
45	ALL SERVICES	93	1100.80		18.93		18.93			1119.73
46	PA INTERNATIONAL--SCHEDULED	1	14689.51		306.83	51.53	358.36			15047.87
47	NONSCHEDULED	5654								
48	ALL SERVICES	5655	14689.51		306.83	51.53	358.36			15047.87
49	PA TOTAL-----SCHEDULED	6	15790.31		325.76	51.53	377.29			16167.60
50	NONSCHEDULED	5742								
51	ALL SERVICES	5748	15790.31		325.76	51.53	377.29			16167.60
52	PI DOMESTIC-----SCHEDULED	255333	1146.95	3.34	976.94		976.94			2129.23
53	NONSCHEDULED	448								
54	ALL SERVICES	255781	1146.95	3.34	976.94		976.94			2129.23
55	QH DOMESTIC-----NONSCHEDULED	1510								
56	RC DOMESTIC-----SCHEDULED	1414651	5030.80	104.84	3305.30		3305.30			8440.94
57	NONSCHEDULED	750								
58	ALL SERVICES	1415401	5030.80	104.84	3305.30		3305.30			8440.94
59	RD DOMESTIC-----SCHEDULED		1203.60							1203.60
60	SB DOMESTIC-----SCHEDULED		11655.61	4774.62	.72		.72			16430.95
61	TW DOMESTIC-----SCHEDULED	1779323	7058.86	161.18	5644.90	2932.84	8577.74			15797.78
62	TW INTERNATIONAL--SCHEDULED	76991	3230.29		847.83	1.22	849.05			4079.34
63	NONSCHEDULED	3346								
64	ALL SERVICES	80337	3230.29		847.83	1.22	849.05			4079.34
65	TW TOTAL-----SCHEDULED	1856314	10289.15	161.18	6492.73	2934.06	9426.79			19877.12
66	NONSCHEDULED	3346								
67	ALL SERVICES	1859660	10289.15	161.18	6492.73	2934.06	9426.79			19877.12
68	UA DOMESTIC-----SCHEDULED	411762	86545.49	1997.03	29187.54	13032.10	42219.64			130762.16
69	NONSCHEDULED	115726	2.80				2.80			2.80
70	ALL SERVICES	6217488	86548.29	1997.03	29187.54	13032.10	42219.64			130764.96
71	XV DOMESTIC-----SCHEDULED	85992	76.00			6.60	6.60			82.60
72	ZW DOMESTIC-----SCHEDULED	229847	248.18		17.07		17.07			265.25
73	AIRPORT TOTAL									
74	DOMESTIC-----SCHEDULED	1883058	342109.61	11478.85	73855.23	27066.46	100921.69	3.16		454513.31
75	NONSCHEDULED	124367	540.97							540.97
76	ALL SERVICES	1895492	342650.58	11478.85	73855.23	27066.46	100921.69	3.16		455054.28
77	INTERNATIONAL--SCHEDULED	263563	20061.13	6.08	1501.72	57.41	1559.13			21626.34
78	NONSCHEDULED	9740								
79	ALL SERVICES	273323	20061.13	6.08	1501.72	57.41	1559.13			21626.34

TABLE 6
 ENPLANED REVENUE PASSENGERS, ENPLANED REVENUE TONS OF CARGO AND MAIL, AND AIR TRAFFIC
 HUB CLASSIFICATIONS, BY TYPE OF OPERATION, BY TYPE OF SERVICE, BY COMMUNITY, AND BY CARRIER

12 MONTHS ENDED DECEMBER 31, 1980

1 2 3 4 5 6 7 8 9 10 11 12 13 14 15 16 17 18 19 20 21 22 23 24 25 26 27 28 29 30 31 32 33 34 35 36 37 38 39 40 41 42 43 44 45 46 47 48 49 50 51 52 53 54 55 56 57 58 59 60 61 62 63 64 65 66 67 68 69 70 71 72 73 74 75 76 77 78 79 80 81 82 83 84 85 86 87 88 89 90 91 92 93 94 95 96 97 98 99 100 101 102 103 104 105 106 107 108 109 110 111 112	Aron, state or country Community Carrier Type of operation Type of service Hub type and percent of enplanements	Enplaned passengers	Freight	Express	Enplaned revenue tons			Foreign mail	Total cargo and mail
					Priority	U. S. Mail Nonpriority	Total		
1	AIRPORT TOTAL (CONT.)								
	TOTAL-----SCHEDULED	19094148	362170.74	11484.93	75356.95	27123.87	102480.82	3.16	476139.65
	-----NONSCHEDULED	134127	540.97						540.97
	ALL SERVICES	19228275	362711.71	11484.93	75356.95	27123.87	102480.82	3.16	476680.62
	COMMUNITY TOTAL BY CARRIER								
	AA DOMESTIC-----SCHEDULED	3745314	41028.29	986.45	11109.63	7621.59	18731.22		60745.96
	-----NONSCHEDULED	1546							
	ALL SERVICES	3746860	41028.29	986.45	11109.63	7621.59	18731.22		60745.96
	AA INTERNATIONAL-----SCHEDULED	120125	1115.43		181.45		181.45		1296.88
	-----NONSCHEDULED	701							
	ALL SERVICES	120826	1115.43		181.45		181.45		1296.88
	AA TOTAL-----SCHEDULED	3865439	42143.72	986.45	11291.08	7621.59	18912.67		62042.84
	-----NONSCHEDULED	2247							
	ALL SERVICES	3867686	42143.72	986.45	11291.08	7621.59	18912.67		62042.84
	AL DOMESTIC-----SCHEDULED	354683	1406.38	72.95	1402.87		1402.87		2882.20
	AN DOMESTIC-----SCHEDULED	322043	6815.69	235.76	3277.56		3277.56		10329.01
	-----NONSCHEDULED	268							
	ALL SERVICES	322311	6815.69	235.76	3277.56		3277.56		10329.01
	AF DOMESTIC-----SCHEDULED	268985	6504.39	12.09	192.81	247.26	440.07		6956.55
	-----NONSCHEDULED	122							
	ALL SERVICES	269107	6504.39	12.09	192.81	247.26	440.07		6956.55
	AG DOMESTIC-----SCHEDULED	2019817	20196.30	1191.81	9327.32		9327.32		30715.43
	-----NONSCHEDULED	87							
	ALL SERVICES	2019904	20196.30	1191.81	9327.32		9327.32		30715.43
	AH DOMESTIC-----SCHEDULED	609104	6634.05	315.10	2784.57	10.00	2794.57		9743.72
	AI INTERNATIONAL-----SCHEDULED	14033	702.07	6.08	14.28		14.28		722.43
	-----NONSCHEDULED	59							
	ALL SERVICES	14092	702.07	6.08	14.28		14.28		722.43
	AI TOTAL-----SCHEDULED	623137	7336.12	321.18	2798.85	10.00	2808.85		10466.15
	-----NONSCHEDULED	59							
	ALL SERVICES	623196	7336.12	321.18	2798.85	10.00	2808.85		10466.15
	AL DOMESTIC-----SCHEDULED	2863	21.49	.67	1.70		1.70		23.86
	AM DOMESTIC-----SCHEDULED		124427.81	1228.76	2112.69	147.33	2260.02		127916.59
	-----NONSCHEDULED		538.17						538.17
	ALL SERVICES		124965.98	1228.76	2112.69	147.33	2260.02		128454.76
	AN DOMESTIC-----SCHEDULED	112857							
	AO DOMESTIC-----SCHEDULED	1132198	18636.23	296.60	2637.55	3066.14	5703.69	3.16	24639.68
	-----NONSCHEDULED	1506							
	ALL SERVICES	1133704	18636.23	296.60	2637.55	3066.14	5703.69	3.16	24639.68
	AP INTERNATIONAL-----SCHEDULED	52413	323.83		151.33	4.66	155.99		479.82
	AQ TOTAL-----SCHEDULED	1184611	18960.06	296.60	2788.88	3070.80	5859.68	3.16	25119.50
	-----NONSCHEDULED	1506							
	ALL SERVICES	1186117	18960.06	296.60	2788.88	3070.80	5859.68	3.16	25119.50
	AR DOMESTIC-----SCHEDULED	545107	2387.09	98.35	1857.47	2.60	1860.07		4345.51
	-----NONSCHEDULED	2316							
	ALL SERVICES	547423	2387.09	98.35	1857.47	2.60	1860.07		4345.51
	AS DOMESTIC-----SCHEDULED	5	1100.80		18.93		18.93		1119.73
	-----NONSCHEDULED	88							
	ALL SERVICES	93	1100.80		18.93		18.93		1119.73
	AT INTERNATIONAL-----SCHEDULED	1	14689.51		306.83	51.53	358.36		15047.87
	-----NONSCHEDULED	5654							
	ALL SERVICES	5655	14689.51		306.83	51.53	358.36		15047.87
	AT TOTAL-----SCHEDULED	6	15790.31		325.76	51.53	377.29		16167.60
	-----NONSCHEDULED	5742							
	ALL SERVICES	5748	15790.31		325.76	51.53	377.29		16167.60
	AV DOMESTIC-----SCHEDULED	255333	1148.95	3.34	976.94		976.94		2129.23
	-----NONSCHEDULED	448							
	ALL SERVICES	255781	1148.95	3.34	976.94		976.94		2129.23
	AW DOMESTIC-----NONSCHEDULED	1510							
	AX DOMESTIC-----SCHEDULED	1414651	5030.80	104.84	3305.30		3305.30		8440.94
	-----NONSCHEDULED	750							
	ALL SERVICES	1415401	5030.80	104.84	3305.30		3305.30		8440.94
	AY DOMESTIC-----SCHEDULED		1203.60						1203.60
	AZ DOMESTIC-----SCHEDULED		11655.61	4774.62	.72		.72		16430.95
	BA DOMESTIC-----SCHEDULED	1779323	7058.86	161.18	5644.90	2932.84	8577.74		15797.78
	BB INTERNATIONAL-----SCHEDULED	76991	3230.29		847.83	1.22	849.05		4079.34
	-----NONSCHEDULED	3346							
	ALL SERVICES	80337	3230.29		847.83	1.22	849.05		4079.34
	BB TOTAL-----SCHEDULED	1856314	10289.15	161.18	6492.73	2934.06	9426.79		19877.12
	-----NONSCHEDULED	3346							
	ALL SERVICES	1859660	10289.15	161.18	6492.73	2934.06	9426.79		19877.12
	BC DOMESTIC-----SCHEDULED	6141762	86545.49	1997.03	29187.54	13032.10	42219.64		130762.16
	-----NONSCHEDULED	116006	2.80						2.80
	ALL SERVICES	6217768	86548.29	1997.03	29187.54	13032.10	42219.64		130764.96
	BD DOMESTIC-----SCHEDULED	85992	76.00			6.60	6.60		82.60
	BE DOMESTIC-----SCHEDULED	229847	248.18		17.07		17.07		265.25
	BF COMMUNITY TOTAL								
	DOMESTIC-----SCHEDULED	19019884	362126.01	11479.55	73855.57	27066.46	100922.03	3.16	454330.75
	-----NONSCHEDULED	124647	540.97						540.97
	ALL SERVICES	19144531	362666.98	11479.55	73855.57	27066.46	100922.03	3.16	455071.72

TABLE 6
ENPLANED REVENUE PASSENGERS, ENPLANED REVENUE TONS OF CARGO AND MAIL, AND AIR TRAFFIC
HUB CLASSIFICATIONS, BY TYPE OF OPERATION, BY TYPE OF SERVICE, BY COMMUNITY, AND BY CARRIER
12 MONTHS ENDED DECEMBER 31, 1980

Area, state or country Community (Airport name) Carrier Type of operation Type of service Hub type and percent of enplanements	Enplaned passengers	Freight	Express	Enplaned revenue tons			Foreign mail	Total cargo and mail
				Priority	U.S. Mail Nonpriority	Total		
1	2	3	4	5	6	7	8	9
COMMUNITY TOTAL (GART.)								
INTERNATIONAL--SCHEDULED	26563	20061.13	6.08	1501.72	57.41	1559.13		21626.34
NONSCHEDULED	9760							
ALL SERVICES	273323	20061.13	6.08	1501.72	57.41	1559.13		21626.34
TOTAL-----SCHEDULED	19283447	362187.14	11465.63	75357.29	27123.87	102481.16	3.16	476157.09
NONSCHEDULED	134407	540.97						540.97
ALL SERVICES	19417854	362728.11	11465.63	75357.29	27123.87	102481.16	3.16	476698.06
DECATUR (DECATUR) N G.00								
GZ DOMESTIC-----SCHEDULED	30027	89.59	.41	9.55	.37	9.92		99.92
NONSCHEDULED	210							
ALL SERVICES	30237	89.59	.41	9.55	.37	9.92		99.92
MARTIN/PERRIN (WILLIAMS COUNTY) N G.00								
GZ DOMESTIC-----SCHEDULED	5700	19.67	.02					19.69
NONSCHEDULED	96							
ALL SERVICES	5896	19.67	.02					19.69
MATTOON/CHARLESTON (CLUES COUNTY MEMORIAL) N G.00								
GZ DOMESTIC-----SCHEDULED	1207	3.39		.22		.22		3.61
MELTNE/DAVENPORT (QUAD-CITY) S G.05								
GZ DOMESTIC-----SCHEDULED	67818	172.18	.04	237.00	.20	237.20		409.42
NONSCHEDULED	5914							
ALL SERVICES	93332	172.18	.04	237.00	.20	237.20		409.42
UA DOMESTIC-----SCHEDULED	152768	154.65	15.34	529.25		529.25		699.24
NONSCHEDULED	1154							
ALL SERVICES	153922	154.65	15.34	529.25		529.25		699.24
XV DOMESTIC-----SCHEDULED	30001	4.70			16.90	16.90		21.60
COMMUNITY TOTAL DOMESTIC-----SCHEDULED	270587	331.53	15.38	766.25	17.10	783.35		1130.26
NONSCHEDULED	6668							
ALL SERVICES	277255	331.53	15.38	766.25	17.10	783.35		1130.26
MOUNT VERNON (MT VERMILION-DUTLAND) N G.00								
GZ DOMESTIC-----SCHEDULED	974	3.15	.05					3.20
PEORIA (GREATER PEORIA) S 0.06								
CH DOMESTIC-----SCHEDULED	20							
NONSCHEDULED	117							
ALL SERVICES	137							
CO DOMESTIC-----SCHEDULED	26887	142.51		64.19		64.19		206.70
GZ DOMESTIC-----SCHEDULED	158967	526.25	.06	326.23	.23	326.46		852.77
NONSCHEDULED	1341							
ALL SERVICES	160308	526.25	.06	326.23	.23	326.46		852.77
XV DOMESTIC-----SCHEDULED	8501	.40			.60	.60		1.00
COMMUNITY TOTAL DOMESTIC-----SCHEDULED	154375	669.16	.06	390.42	.83	391.25		1060.47
NONSCHEDULED	1458							
ALL SERVICES	159833	669.16	.06	390.42	.83	391.25		1060.47
QUINCY/MANNING (QUINCY MUNI BALDWIN FIELD) N G.00								
GZ DOMESTIC-----SCHEDULED	18326	20.63	3.32	27.71		27.71		51.66
NONSCHEDULED	361							
ALL SERVICES	18687	20.63	3.32	27.71		27.71		51.66
ROCKFORD (GREATER ROCKFORD) N G.00								
CH DOMESTIC-----SCHEDULED	1372	111.48						111.48
NONSCHEDULED	18	2.00						2.00
ALL SERVICES	1390	113.48						113.48
GZ DOMESTIC-----SCHEDULED	2364	13.75	.05		.02	.02		13.82
NONSCHEDULED	100							
ALL SERVICES	2464	13.75	.05		.02	.02		13.82
TW DOMESTIC-----SCHEDULED	9244	3.61		.01		.01		3.62
COMMUNITY TOTAL DOMESTIC-----SCHEDULED	12980	128.84	.05	.01	.02	.03		128.92
NONSCHEDULED	118	2.00						2.00
ALL SERVICES	13098	130.84	.05	.01	.02	.03		130.92
SPRINGFIELD (CAPITOL) N 0.00								
GZ DOMESTIC-----SCHEDULED	75690	173.73	.07	150.06	4.97	155.03		328.83
NONSCHEDULED	336							
ALL SERVICES	76026	173.73	.07	150.06	4.97	155.03		328.83

TABLE 6
ENPLANED REVENUE PASSENGERS, ENPLANED REVENUE TONS OF CARGO AND MAIL, AND AIR TRAFFIC
HUB CLASSIFICATIONS, BY TYPE OF OPERATION, BY TYPE OF SERVICE, BY COMMUNITY, AND BY CARRIER
12 MONTHS ENDED DECEMBER 31, 1980

No.	Area, state or country Community (Airport name) Carrier Type of operation Hub type and percent of enplanements	Enplaned passengers	Freight	Express	Enplaned revenue tons			Foreign mail	Total cargo and mail
					Priority	U.S. Mail Nonpriority	Total		
1	2	3	4	5	6	7	8	9	
INDIANA									
5	ELKHART (ELKHART) N 0.00								
6	ZW DOMESTIC-----SCHEDULED	19829	.27					.27	
11	ELKHART (ELKHART MUNI) N 0.00								
12	ZM DOMESTIC-----SCHEDULED	5979	14.00					14.00	
17	EVANSVILLE (EVANSVILLE DRESS REGIONAL) S 0.07								
18	AL DOMESTIC-----SCHEDULED	42998	85.13	3.84	20.19	20.19		109.16	
20	DL DOMESTIC-----SCHEDULED	105915	498.58	13.97	45.82	45.82		558.37	
21	NONSCHEDULED	136							
22	ALL SERVICES	116051	498.58	13.97	45.82	45.82		558.37	
23	EA DOMESTIC-----SCHEDULED	57730	274.86	25.70	83.95	13.89	97.84	398.40	
24	COMMUNITY TOTAL								
25	DOMESTIC-----SCHEDULED	216643	858.57	43.51	149.96	13.89	163.85	1065.93	
26	NONSCHEDULED	136							
27	ALL SERVICES	217779	858.57	43.51	149.96	13.89	163.85	1065.93	
34	FORT WAYNE (MUNICIPAL/BAER FIELD) S 0.08								
35	DL DOMESTIC-----SCHEDULED	71553	347.10	20.75	112.53		112.53	480.38	
37	UA DOMESTIC-----SCHEDULED	57858	92.87	9.48	294.26		294.26	396.61	
38	NONSCHEDULED	564							
39	ALL SERVICES	58422	92.87	9.48	294.26		294.26	396.61	
40	ZW DOMESTIC-----SCHEDULED	109456	50.36		38.53		38.53	88.89	
44	COMMUNITY TOTAL								
45	DOMESTIC-----SCHEDULED	238867	490.33	30.23	445.32		445.32	965.88	
46	NONSCHEDULED	564							
47	ALL SERVICES	239431	490.33	30.23	445.32		445.32	965.88	
51	INDIANAPOLIS (INDIANAPOLIS MUNI/WEIR-COOK) M 0.52								
52	AA DOMESTIC-----SCHEDULED	236213	1039.97	101.02	1332.79	360.56	1693.35	2834.34	
53	NONSCHEDULED	181							
54	ALL SERVICES	236394	1039.97	101.02	1332.79	360.56	1693.35	2834.34	
56	AL DOMESTIC-----SCHEDULED	339352	1522.60	126.11	1978.59		1978.59	3627.30	
57	NONSCHEDULED	110							
58	ALL SERVICES	339462	1522.60	126.11	1978.59		1978.59	3627.30	
60	DL DOMESTIC-----SCHEDULED	291943	1714.81	104.63	1668.55		1668.55	3487.99	
62	EA DOMESTIC-----SCHEDULED	167134	668.60	31.58	979.61	29.58	1009.19	1709.37	
63	DZ DOMESTIC-----SCHEDULED	83766	238.85	1.56	364.47	.17	364.64	605.05	
64	NONSCHEDULED	898							
65	ALL SERVICES	84664	238.85	1.56	364.47	.17	364.64	605.05	
68	TM DOMESTIC-----SCHEDULED	344972	2259.03	7.59	1808.78	620.91	2429.69	4696.31	
70	COMMUNITY TOTAL								
71	DOMESTIC-----SCHEDULED	1463380	7443.86	372.49	8132.79	1011.22	9144.01	16960.36	
72	NONSCHEDULED	1189							
73	ALL SERVICES	1464569	7443.86	372.49	8132.79	1011.22	9144.01	16960.36	
78	LAFAYETTE (PURDUE UNIVERSITY) N 0.00								
79	ZW DOMESTIC-----SCHEDULED	34440	19.22		1.02		1.02	20.24	
84	SOUTH BEND (ST JOSEPH COUNTY) S 0.05								
85	RC DOMESTIC-----SCHEDULED	66381	176.17	6.57	73.56		73.56	256.30	
86	NONSCHEDULED	207							
87	ALL SERVICES	66588	176.17	6.57	73.56		73.56	256.30	
89	UA DOMESTIC-----SCHEDULED	73039	151.13	15.38	63.95		63.95	230.46	
90	NONSCHEDULED	1211							
91	ALL SERVICES	74250	151.13	15.38	63.95		63.95	230.46	
93	ZW DOMESTIC-----SCHEDULED	18911	5.21		1.01		1.01	6.22	
96	COMMUNITY TOTAL								
97	DOMESTIC-----SCHEDULED	157931	332.51	21.95	138.52		138.52	492.98	
98	NONSCHEDULED	1418							
99	ALL SERVICES	159349	332.51	21.95	138.52		138.52	492.98	
IOWA									
107	BURLINGTON (BURLINGTON MUNI) N 0.00								
108	DL DOMESTIC-----SCHEDULED	18510	33.56	.36	27.27		27.27	61.19	
109	NONSCHEDULED	731							
110	ALL SERVICES	19241	33.56	.36	27.27		27.27	61.19	

TABLE 6
 ENPLANED REVENUE PASSENGERS, ENPLANED REVENUE TONS OF CARGO AND MAIL, AND AIR TRAFFIC
 HUB CLASSIFICATIONS, BY TYPE OF OPERATION, BY TYPE OF SERVICE, BY COMMUNITY, AND BY CARRIER
 12 MONTHS ENDED DECEMBER 31, 1980

Line No.	Aer. state or country Community (Airport name) Carrier Type of operation Type of service Hub type and percent of enplanements	Enplaned passengers	Enplaned revenue tons					Foreign mail	Total cargo and mail
			Freight	Express	Priority	U. S. Mail Nonpriority	Total		
			3	4	5	6	7	8	9
1	BURLINGTON MUNI (CONT.)								
2	XV DOMESTIC-----SCHEDULED	8011	1.00						1.00
3	COMMUNITY TOTAL								
4	DOMESTIC-----SCHEDULED	26521	34.56	.36	27.27				62.19
5	NONSCHEDULED	731							
6	ALL SERVICES	27252	34.56	.36	27.27				62.19
10	CEFDAR RAPIDS/IOWA CITY S C-08 (CEFDAR RAPIDS MUNI)								
11	(Z DOMESTIC-----SCHEDULED	61015	269.57	.35	148.24	.01	148.25		418.17
12	NONSCHEDULED	2164							
13	ALL SERVICES	63179	269.57	.35	148.24	.01	148.25		418.17
14	UA DOMESTIC-----SCHEDULED	148397	555.65	53.02	403.89		403.89		1012.56
15	NONSCHEDULED	432							
16	ALL SERVICES	148829	555.65	53.02	403.89		403.89		1012.56
17	XV DOMESTIC-----SCHEDULED	30551	3.70			.50	.50		4.20
18	COMMUNITY TOTAL								
19	DOMESTIC-----SCHEDULED	239963	828.92	53.37	552.13	.51	552.64		1434.93
20	NONSCHEDULED	2596							
21	ALL SERVICES	242559	828.92	53.37	552.13	.51	552.64		1434.93
25	CLINTON N C-00 (CLINTON MUNI)								
26	XV DOMESTIC-----SCHEDULED	2273	1.30						1.30
30	DES MOINES S C-21 (DES MOINES MUNI)								
31	AA DOMESTIC-----SCHEDULED	48799	108.24	2.00	371.77	6.08	377.85		488.09
32	RN DOMESTIC-----SCHEDULED	61782	233.75	1.52	635.34		635.34		870.61
33	NONSCHEDULED	101							
34	ALL SERVICES	81883	233.75	1.52	635.34		635.34		870.61
35	FL DOMESTIC-----SCHEDULED	4173	7.66	.02	22.07		22.07		29.75
36	OZ DOMESTIC-----SCHEDULED	155939	334.58	1.69	1143.58	.15	1143.73		1480.00
37	NONSCHEDULED	6071							
38	ALL SERVICES	162010	334.58	1.69	1143.58	.15	1143.73		1480.00
39	RC DOMESTIC-----SCHEDULED	183	3.68		22.61		22.61		26.29
40	NONSCHEDULED	97							
41	ALL SERVICES	280	3.68		22.61		22.61		26.29
42	RW DOMESTIC-----SCHEDULED	16741	27.72		41.32		41.32		69.04
43	RN DOMESTIC-----SCHEDULED	6105	10.32	.03	18.72		18.72		29.07
44	UA DOMESTIC-----SCHEDULED	271779	782.30	40.32	2872.09	23.03	2895.12		3717.74
45	NONSCHEDULED	1662							
46	ALL SERVICES	273441	782.30	40.32	2872.09	23.03	2895.12		3717.74
47	XV DOMESTIC-----SCHEDULED	1159	.30						.30
48	ZV DOMESTIC-----SCHEDULED	1408	.30	.01					.31
49	NONSCHEDULED	13							
50	ALL SERVICES	1421	.30	.01					.31
51	COMMUNITY TOTAL								
52	DOMESTIC-----SCHEDULED	588068	1508.85	45.99	5127.50	29.26	5156.76		6711.20
53	NONSCHEDULED	7946							
54	ALL SERVICES	596012	1508.85	45.99	5127.50	29.26	5156.76		6711.20
58	DURHOFF N C-00 (DURHOFF MUNI)								
59	OZ DOMESTIC-----SCHEDULED	14106	55.88	.12	30.91	.10	31.01		87.01
60	NONSCHEDULED	1627							
61	ALL SERVICES	15731	55.88	.12	30.91	.10	31.01		87.01
62	XV DOMESTIC-----SCHEDULED	10746	3.00						3.00
63	COMMUNITY TOTAL								
64	DOMESTIC-----SCHEDULED	24850	58.88	.12	30.91	.10	31.01		90.01
65	NONSCHEDULED	1627							
66	ALL SERVICES	26477	58.88	.12	30.91	.10	31.01		90.01
70	FORT BRIDGE N C-00 (FORT BRIDGE MUNI)								
71	(Z DOMESTIC-----SCHEDULED	4809	32.75	.02	2.91		2.91		35.68
72	NONSCHEDULED	590							
73	ALL SERVICES	5399	32.75	.02	2.91		2.91		35.68
77	MASON CITY N C-00 (MASON CITY MUNI)								
78	OZ DOMESTIC-----SCHEDULED	10257	31.23	21.74	11.80	.08	11.88		64.85
79	NONSCHEDULED	198							
80	ALL SERVICES	10455	31.23	21.74	11.80	.08	11.88		64.85
84	OTTUMWA N C-00 (OTTUMWA INDUSTRIAL)								
85	XV DOMESTIC-----SCHEDULED	3045	4.00						4.00

TABLE 6
 ENPLANED REVENUE PASSENGERS, ENPLANED REVENUE TONS OF CARGO AND MAIL, AND AIR TRAFFIC
 HUB CLASSIFICATIONS, BY TYPE OF OPERATION, BY TYPE OF SERVICE, BY COMMUNITY, AND BY CARRIER
 12 MONTHS ENDED DECEMBER 31, 1980

No.	Area, state or country Community (Airport name) Carrier Type of operation Hub type and percent of enplanements	Enplaned passengers	Enplaned revenue tons					
			Freight	Express	Priority	U.S. Mail Nonpriority	Total	Foreign mail
1	2	3	4	5	6	7	8	9
IOWA (CONT.)								
1	SIOUX CITY (SIOUX CITY MUNI) N 0.00							
4	OZ DOMESTIC-----SCHEDULED	46699	153.02	.03	42.26		42.26	195.31
5	NONSCHEDULED	1097						
6	ALL SERVICES	47796	153.02	.03	42.26		42.26	195.31
8	RC DOMESTIC-----SCHEDULED	21803	58.92	23.23	41.53	.20	41.73	123.88
10	COMMUNITY TOTAL							
11	DOMESTIC-----SCHEDULED	68502	211.94	23.26	83.79	.20	83.99	319.19
12	NONSCHEDULED	1097						
13	ALL SERVICES	69599	211.94	23.26	83.79	.20	83.99	319.19
MARIETTA								
15	WATERLOO (WATERLOO MUNI) N 0.00							
18	LZ DOMESTIC-----SCHEDULED	60379	290.55	1.55	97.71	.20	97.91	390.01
19	NONSCHEDULED	3448						
20	ALL SERVICES	63827	290.55	1.55	97.71	.20	97.91	390.01
22	XV DOMESTIC-----SCHEDULED	8642	1.20					1.20
24	COMMUNITY TOTAL							
25	DOMESTIC-----SCHEDULED	69021	291.75	1.55	97.71	.20	97.91	391.21
26	NONSCHEDULED	3448						
27	ALL SERVICES	72469	291.75	1.55	97.71	.20	97.91	391.21
KANSAS								
28	-----							
30	GODDARD (GODDARD MUNI) N 0.00							
32	ZV DOMESTIC-----SCHEDULED	5306	8.93	.11				9.04
34	GARDEN CITY (GARDEN CITY MUNI) N 0.00							
36	ZV DOMESTIC-----SCHEDULED	8266	15.11	.20	.01		.01	15.32
38	GODDARD (FENNER FIELD/GODDARD MUN.) N 0.00							
40	ZV DOMESTIC-----SCHEDULED	2279	2.98	.02				3.00
42	GREAT BEND (GREAT BEND MUNI) N 0.00							
44	ZV DOMESTIC-----SCHEDULED	4582	10.73	.09				10.82
46	HAYS (HAYS MUNI) N 0.00							
48	ZV DOMESTIC-----SCHEDULED	7753	26.33	.35				26.68
50	HITCHINSON (HITCHINSON MUNI) N 0.00							
52	ZV DOMESTIC-----SCHEDULED	1362	7.72	.10				7.82
54	INDEPENDENCE/COFFYVILLE/PARKS (IRI CITY) N 0.00							
56	ZV DOMESTIC-----SCHEDULED	3114	48.75	.55				49.30
58	FEDERAL-GUYMON (FEDERAL MUNI) N 0.00							
60	FI DOMESTIC-----SCHEDULED	13549	21.21	.22				21.43
62	MANHATTAN/JCI-CITY/PT.WILEY (MANHATTAN MUNI) N 0.00							
64	FI DOMESTIC-----SCHEDULED	33021	196.69	.33	1.74		1.74	198.76
66	MANHATTAN/JCI-CITY/PT.WILEY (MANHATTAN MUNI) N 0.00							
68	FI DOMESTIC-----SCHEDULED	28282	176.46	7.53	7.41		7.41	191.40
70	COMMUNITY TOTAL							
71	DOMESTIC-----SCHEDULED	28282	176.46	7.53	7.41		7.41	191.40
72	NONSCHEDULED							
73	ALL SERVICES	35138	59.63	2.19	28.87		28.87	90.69
74	COMMUNITY TOTAL							
75	DOMESTIC-----SCHEDULED	148999	879.12	10.74	755.25		755.25	1445.11
76	NONSCHEDULED	113980	876.75	5.57	514.83		514.83	1397.15
77	ALL SERVICES							

TABLE 6
 ENPLANED REVENUE PASSENGERS, ENPLANED REVENUE TONS OF CARGO AND MAIL, AND AIR TRAFFIC
 HUB CLASSIFICATIONS, BY TYPE OF OPERATION, BY TYPE OF SERVICE, BY COMMUNITY, AND BY CARRIER
 12 MONTHS ENDED DECEMBER 31, 1980

No.	Area, state or country Community (Airport name) Carrier	Type of operation Type of service Hub type and percent of enplanements	Enplaned passengers	Enplaned revenue tons					Total cargo and mail
				Freight	Express	Priority	U.S. Mail Nonpriority	Total	
1	2	3	4	5	6	7	8	9	
1	WICHITA MUNI (CONT.)								
2	FL DOMESTIC-----	SCHEDULED	63610	311.52	4.07	312.56	312.56	628.15	
3	RC DOMESTIC-----	SCHEDULED	18674	86.77	.88	162.38	162.38	250.03	
4	TW DOMESTIC-----	SCHEDULED	150470	677.20	2.81	1159.99	9.08	1169.07	
5	ZV DOMESTIC-----	SCHEDULED	24674	88.97	1.71	41.23	41.23	131.91	
6	COMMUNITY TOTAL	SCHEDULED	560407	2920.33	25.76	2946.24	9.08	2955.32	
7	DOMESTIC-----	SCHEDULED							
8	KENTUCKY								
9	LEXINGTON/FRANKFORT (BLUE GRASS) S 0.11								
10	AL DOMESTIC-----	SCHEDULED	60109	159.93	6.97	190.27	190.27	357.17	
11	DL DOMESTIC-----	SCHEDULED	177853	629.34	52.06	641.72	641.72	1321.12	
12		NONSCHEDULED	225						
13		ALL SERVICES	178078	629.34	52.06	641.72	641.72	1323.12	
14	EA DOMESTIC-----	SCHEDULED	25336	125.48	5.93	80.66	.01	212.06	
15	FL DOMESTIC-----	SCHEDULED	26739	89.91	1.61	111.23	111.23	202.75	
16	PI DOMESTIC-----	SCHEDULED	29145	41.11	.64	45.82	45.82	87.57	
17		NONSCHEDULED	654						
18		ALL SERVICES	29799	41.11	.64	45.82	45.82	87.57	
19	COMMUNITY TOTAL	SCHEDULED	319182	1045.77	67.21	1069.70	.01	2182.69	
20	DOMESTIC-----	SCHEDULED	879						
21		NONSCHEDULED	32681	1045.77	67.21	1069.70	.01	2182.69	
22		ALL SERVICES							
23	LOUISVILLE (STANFORD FIELD) M 0.35								
24	AA DOMESTIC-----	SCHEDULED	129867	850.31	17.54	672.48	672.48	1540.33	
25		NONSCHEDULED	365						
26		ALL SERVICES	130232	850.31	17.54	672.48	672.48	1540.33	
27	AL DOMESTIC-----	SCHEDULED	152800	673.80	30.77	1314.31	1314.31	2018.88	
28		NONSCHEDULED	103						
29		ALL SERVICES	152903	673.80	30.77	1314.31	1314.31	2018.88	
30	DL DOMESTIC-----	SCHEDULED	377950	1303.46	31.47	2067.94	2067.94	3402.87	
31		NONSCHEDULED	116						
32		ALL SERVICES	378066	1303.46	31.47	2067.94	2067.94	3402.87	
33	EA DOMESTIC-----	SCHEDULED	102314	934.37	84.99	607.87	.47	608.34	
34	FW DOMESTIC-----	SCHEDULED	335					1627.70	
35	OZ DOMESTIC-----	SCHEDULED	22704	87.29	1.48	58.45	58.45	147.22	
36		NONSCHEDULED	519						
37		ALL SERVICES	23223	87.29	1.48	58.45	58.45	147.22	
38	PI DOMESTIC-----	SCHEDULED	122822	390.36	.86	451.20	451.20	842.42	
39		NONSCHEDULED	853						
40		ALL SERVICES	123675	390.36	.86	451.20	451.20	842.42	
41	TW DOMESTIC-----	SCHEDULED	82607	293.00	.75	489.94	1.08	491.02	
42	COMMUNITY TOTAL	SCHEDULED	451399	4532.59	167.86	5662.19	1.55	5663.74	
43	DOMESTIC-----	SCHEDULED	1956					10364.19	
44		NONSCHEDULED	993355	4532.59	167.86	5662.19	1.55	5663.74	
45		ALL SERVICES						10364.19	
46	PADUCAH (BARKLEY FIELD) M 0.00								
47	OZ DOMESTIC-----	SCHEDULED	7098	18.00	.02			18.02	
48	LOUISIANA								
49	ALEXANDRIA (ESLER FIELD) N 0.00								
50	DL DOMESTIC-----	SCHEDULED	57180	187.63	1.03	42.64	42.64	231.30	
51	BATON ROUGE (RYAN) S 0.09								
52	DL DOMESTIC-----	SCHEDULED	189512	301.00	13.40	124.82	124.82	439.22	
53		NONSCHEDULED	88						
54		ALL SERVICES	189600	301.00	13.40	124.82	124.82	439.22	
55	RC DOMESTIC-----	SCHEDULED	31353	33.95		3.93	3.93	37.88	
56		NONSCHEDULED	129						
57		ALL SERVICES	31482	33.95		3.93	3.93	37.88	
58	TI DOMESTIC-----	SCHEDULED	50892	44.17	2.78	5.15	5.15	52.10	
59		NONSCHEDULED	1505						
60		ALL SERVICES	52397	44.17	2.78	5.15	5.15	52.10	

TABLE 6
 ENPLANED REVENUE PASSENGERS, ENPLANED REVENUE TONS OF CARGO AND MAIL, AND AIR TRAFFIC
 HUB CLASSIFICATIONS, BY TYPE OF OPERATION, BY TYPE OF SERVICE, BY COMMUNITY, AND BY CARRIER
 12 MONTHS ENDED DECEMBER 31, 1980

No.	Area, state or country Community (Airport name) Carrier Type of operation Type of service Hub type and percent of enplanements	Enplaned passengers	Enplaned revenue tons						Foreign mail	Total cargo and mail
			Freight	Express	Priority	U.S. Mail		Total		
		2	3	4	5	6	7	8	9	
	COMMUNITY TOTAL									
	DOMESTIC-----SCHEDULED	271757	379.12	16.18	133.90		133.90		529.20	
	NONSCHEDULED	1782								
	ALL SERVICES	273479	379.12	16.18	133.90		133.90		529.20	
	LAFAYETTE N C.00 (LAFAYETTE)									
	TI DOMESTIC-----SCHEDULED	56756	328.43	.85	19.75		19.75		349.03	
	NONSCHEDULED	1578								
	ALL SERVICES	58334	328.43	.85	19.75		19.75		349.03	
	LAKE CHARLES N C.00 (LAKE CHARLES MUNI)									
	TI DOMESTIC-----SCHEDULED	32861	74.24	.27	.94		.94		75.45	
	NONSCHEDULED	813								
	ALL SERVICES	33674	74.24	.27	.94		.94		75.45	
	MOBILE N C.00 (MOBILE MUNI)									
	DL DOMESTIC-----SCHEDULED	83335	254.91	2.38	47.89		47.89		305.18	
	RC DOMESTIC-----SCHEDULED	24351	27.58	.12	31.39		31.39		59.09	
	COMMUNITY TOTAL	107686	282.49	2.50	79.28		79.28		364.27	
	NEW ORLEANS L 1.10 (INTERNATIONAL/MOLISANT FIELD)									
	AA DOMESTIC-----SCHEDULED	24316	10.28	.16	10.23	4.69	14.92		25.38	
	NONSCHEDULED	749								
	ALL SERVICES	25065	10.28	.18	10.23	4.69	14.92		25.38	
	AL DOMESTIC-----SCHEDULED	79255	128.88	1.43	154.81		154.81		285.12	
	NONSCHEDULED	103								
	ALL SERVICES	79358	128.88	1.43	154.81		154.81		285.12	
	AN DOMESTIC-----SCHEDULED	132215	595.79	1.84	373.11		373.11		970.74	
	NONSCHEDULED	568								
	ALL SERVICES	132783	595.79	1.84	373.11		373.11		970.74	
	AN INTERNATIONAL--SCHEDULED	16487	153.89		.05		.05		153.94	
	AN TOTAL-----SCHEDULED	142702	749.68	1.84	373.16		373.16		1124.68	
	NONSCHEDULED	568								
	ALL SERVICES	143270	749.68	1.84	373.16		373.16		1124.68	
	CC DOMESTIC-----SCHEDULED	112439	729.64		356.72		356.72		1086.36	
	CI DOMESTIC-----SCHEDULED	1014814	4654.38	83.09	3384.69		3384.69		8122.16	
	NONSCHEDULED	291								
	ALL SERVICES	1015105	4654.38	83.09	3384.69		3384.69		8122.16	
	CL INTERNATIONAL--SCHEDULED	33051	906.70	52.73	172.59		172.59		1132.02	
	CL TOTAL-----SCHEDULED	1047865	5561.08	135.82	3557.28		3557.28		9254.18	
	NONSCHEDULED	291								
	ALL SERVICES	1048156	5561.08	135.82	3557.28		3557.28		9254.18	
	EA DOMESTIC-----SCHEDULED	38493	640.08	28.62	664.76	41.93	706.69		1375.39	
	EA INTERNATIONAL--SCHEDULED	67282	397.75		4.26		4.26		402.01	
	EA TOTAL-----SCHEDULED	45275	1037.83	28.62	669.02	41.93	710.95		1777.40	
	EW DOMESTIC-----SCHEDULED	55322	86.15	.70	20.75		20.75		107.60	
	NONSCHEDULED	73								
	ALL SERVICES	55395	86.15	.70	20.75		20.75		107.60	
	OZ DOMESTIC-----SCHEDULED	32451	24.58		49.78		49.78		74.36	
	NONSCHEDULED	709								
	ALL SERVICES	33160	24.58		49.78		49.78		74.36	
	PA DOMESTIC-----SCHEDULED	427009	1284.75	28.17	661.63		661.63		1974.55	
	NONSCHEDULED	237								
	ALL SERVICES	427246	1284.75	28.17	661.63		661.63		1974.55	
	RC DOMESTIC-----SCHEDULED	139952	376.66	2.04	556.22		556.22		934.92	
	NONSCHEDULED	174								
	ALL SERVICES	140126	376.66	2.04	556.22		556.22		934.92	
	TI DOMESTIC-----SCHEDULED	221458	546.49	3.44	236.88		236.88		786.81	
	NONSCHEDULED	1544								
	ALL SERVICES	223002	546.49	3.44	236.88		236.88		786.81	
	MN DOMESTIC-----SCHEDULED	363979								
	NONSCHEDULED	212								
	ALL SERVICES	364191								
	COMMUNITY TOTAL	2951703	9077.68	149.51	6469.58	46.62	6516.20		15743.39	
	DOMESTIC-----SCHEDULED	4660								
	NONSCHEDULED	2996363	9077.68	149.51	6469.58	46.62	6516.20		15743.39	
	INTERNATIONAL--SCHEDULED	110820	1458.34	52.73	176.90		176.90		1687.97	
	TOTAL-----SCHEDULED	3102523	10536.02	202.24	6646.48	46.62	6693.10		17431.36	
	NONSCHEDULED	4660								
	ALL SERVICES	3107183	10536.02	202.24	6646.48	46.62	6693.10		17431.36	

TABLE 6
 ENPLANED REVENUE PASSENGERS, ENPLANED REVENUE TONS OF CARGO AND MAIL, AND AIR TRAFFIC
 HUB CLASSIFICATIONS, BY TYPE OF OPERATION, BY TYPE OF SERVICE, BY COMMUNITY, AND BY CARRIER
 12 MONTHS ENDED DECEMBER 31, 1980

No.	Area, state or country Community (Airport name) Carrier Type of operation Type of service Hub type and percent of enplanements	Enplaned passengers	Enplaned revenue tons						
			Freight	Express	Priority	U. S. Mail Nonpriority	Total	Foreign mail	Total cargo and mail
		2	3	4	5	6	7	8	9
1	LOUISIANA (CONT.)								
2	SHREVEPORT (CONT.)								
3	GREATER SHREVEPORT MUNI								
4	DN DOMESTIC-----SCHEDULED		.71						.71
5	DL DOMESTIC-----SCHEDULED	358641	1387.33	24.58	1130.34		1130.34		2542.25
6	FL DOMESTIC-----SCHEDULED	21583	188.61	5.01	109.01		109.01		302.63
7	COMMUNITY TOTAL								
8	DOMESTIC-----SCHEDULED	420224	1576.65	29.59	1239.35		1239.35		2845.59
9									
10	MAINE								
11	AUGUSTA/WATERVILLE (AUGUSTA STATE)								
12	NE DOMESTIC-----SCHEDULED	12775	6.92		.48		.48		7.40
13	WATERVILLE ROBERT LAFORCE								
14	NE DOMESTIC-----SCHEDULED	7859	12.60		.25		.25		12.85
15	COMMUNITY TOTAL BY CARRIER								
16	NE DOMESTIC-----SCHEDULED	22634	19.52		.73		.73		20.25
17	COMMUNITY TOTAL								
18	DOMESTIC-----SCHEDULED	22634	19.52		.73		.73		20.25
19									
20	FRANKLIN (FRANKLIN INTERNATIONAL)								
21	DL DOMESTIC-----SCHEDULED	144671	929.17	.64	86.46		86.46		1016.27
22	TV INTERNATIONAL-----SCHEDULED	6	4.00						4.00
23	COMMUNITY TOTAL								
24	DOMESTIC-----SCHEDULED	144671	929.17	.64	86.46		86.46		1016.27
25	INTERNATIONAL-----SCHEDULED	6	4.00						4.00
26	TOTAL-----SCHEDULED	144677	933.17	.64	86.46		86.46		1020.27
27									
28	LEWISTON/FAUBURN (FAUBURN-LEWISTON MUNI)								
29	NE DOMESTIC-----SCHEDULED	1765	2.79		.05		.05		2.84
30									
31	PORTLAND (PORTLAND INTERNATIONAL J. TRUPIN)								
32	DL DOMESTIC-----SCHEDULED	250751	1113.47	20.00	328.72		328.72		1462.19
33	NE DOMESTIC-----SCHEDULED	718	.09						.09
34	NONSCHEDULED	83							
35	ALL SERVICES	801	.09						.09
36	COMMUNITY TOTAL								
37	DOMESTIC-----SCHEDULED	251469	1113.56	20.00	328.72		328.72		1462.28
38	NONSCHEDULED	83							
39	ALL SERVICES	251552	1113.56	20.00	328.72		328.72		1462.28
40									
41	MARYLAND								
42	PALTIMORE (WALTON/WASH INTL)								
43	AA DOMESTIC-----SCHEDULED	82565	184.63	26.53	373.04	409.58	782.62		993.78
44	NONSCHEDULED	2686							
45	ALL SERVICES	85251	184.63	26.53	373.04	409.58	782.62		993.78
46	AK DOMESTIC-----SCHEDULED	20723	2.80						2.80
47	AL DOMESTIC-----SCHEDULED	336753	854.79	24.06	1594.19		1594.19		2473.04
48	NONSCHEDULED	139							
49	ALL SERVICES	336892	854.79	24.06	1594.19		1594.19		2473.04
50	DL DOMESTIC-----SCHEDULED	242387	1435.42	43.16	1481.73		1481.73		2960.31
51	NONSCHEDULED	43							
52	ALL SERVICES	242430	1435.42	43.16	1481.73		1481.73		2960.31
53	FA DOMESTIC-----SCHEDULED	305035	1445.17	3.89	991.68	4.52	996.20		2445.26
54	NONSCHEDULED	354							
55	ALL SERVICES	305389	1445.17	3.89	991.68	4.52	996.20		2445.26
56	FA INTERNATIONAL-----SCHEDULED	75103	614.69	2.78	113.98	.39	114.37		731.84
57	FA TOTAL-----SCHEDULED	340138	2059.86	6.67	1105.66	4.91	1110.57		3177.10
58	NONSCHEDULED	354							
59	ALL SERVICES	340492	2059.86	6.67	1105.66	4.91	1110.57		3177.10
60	NC DOMESTIC-----SCHEDULED	2408	.03						.03
61	NONSCHEDULED	677	.01						.01
62	ALL SERVICES	3085	.04						.04
63	DZ DOMESTIC-----SCHEDULED	25193	26.93	.02	23.54		23.54		50.49
64	NONSCHEDULED	645							
65	ALL SERVICES	25838	26.93	.02	23.54		23.54		50.49
66	PI DOMESTIC-----SCHEDULED	18087	69.03		78.32		78.32		147.35
67	NONSCHEDULED	944							
68	ALL SERVICES	19031	69.03		78.32		78.32		147.35

TABLE 6
 ENPLANED REVENUE PASSENGERS, ENPLANED REVENUE TONS OF CARGO AND MAIL, AND AIR TRAFFIC
 HUB CLASSIFICATIONS, BY TYPE OF OPERATION, BY TYPE OF SERVICE, BY COMMUNITY, AND BY CARRIER

12 MONTHS ENDED DECEMBER 31, 1980

1 2 3 4 5 6 7 8 9 10 11 12 13 14 15 16 17 18 19 20 21 22 23 24 25 26 27 28 29 30 31 32 33 34 35 36 37 38 39 40 41 42 43 44 45 46 47 48 49 50 51 52 53 54 55 56 57 58 59 60 61 62 63 64 65 66 67 68 69 70 71 72 73 74 75 76 77 78 79 80 81 82 83 84 85 86 87 88 89 90 91 92 93 94 95 96 97 98 99 100 101 102 103 104 105 106 107 108 109 110 111 112	Area, state or country (Community (Airport name) Carrier) Type of operation Type of service Hub type and percent of enplanements	Enplaned passengers	Freight	Express	Priority	U. S. Mail Nonpriority	Total	Foreign mail	Total cargo and mail
	2	3	4	5	6	7	8	9	
	BALTO/WASH INTL (CONT.)								
	RC DOMESTIC-----SCHEDULED	64996	159.63	4.12	578.98		578.98		742.73
	NONSCHEDULED	73							
	ALL SERVICES	65069	159.63	4.12	578.98		578.98		742.73
	TI DOMESTIC-----SCHEDULED	131944	229.98	1.25	123.73		123.73		354.96
	NONSCHEDULED	787							
	ALL SERVICES	132731	229.98	1.25	123.73		123.73		354.96
	TW DOMESTIC-----SCHEDULED	66702	160.49	1.00	505.01	147.77	652.78		814.27
	NONSCHEDULED	99							
	ALL SERVICES	66801	160.49	1.00	505.01	147.77	652.78		814.27
	UA DOMESTIC-----SCHEDULED	264506	6581.04	303.32	1515.57	1708.62	3224.19		10108.55
	NONSCHEDULED	9845							
	ALL SERVICES	274351	6581.04	303.32	1515.57	1708.62	3224.19		10108.55
	COMMUNITY TOTAL								
	DOMESTIC-----SCHEDULED	1561299	11149.94	407.35	7265.79	2270.49	9536.28		21093.57
	NONSCHEDULED	16092	.01						.01
	ALL SERVICES	1577391	11149.95	407.35	7265.79	2270.49	9536.28		21093.58
	INTERNATIONAL--SCHEDULED	75103	614.69	2.78	113.98	.39	114.37		731.84
	TOTAL-----SCHEDULED	1636402	11764.63	410.13	7379.77	2270.88	9650.65		21252.41
	NONSCHEDULED	16092	.01						.01
	ALL SERVICES	1652494	11764.64	410.13	7379.77	2270.88	9650.65		21252.42
	MASSACHUSETTS								
	ROSTON L 2.43								
	(LOGAN INTERNATIONAL)								
	AA DOMESTIC-----SCHEDULED	723211	13344.50	347.03	2674.61	2210.72	4885.33		18576.86
	NONSCHEDULED	1840							
	ALL SERVICES	725051	13344.50	347.03	2674.61	2210.72	4885.33		18576.86
	AA INTERNATIONAL--SCHEDULED	56019	896.58		28.72		28.72		925.30
	NONSCHEDULED	107							
	ALL SERVICES	56126	896.58		28.72		28.72		925.30
	AA TOTAL-----SCHEDULED	779230	14241.08	347.03	2703.33	2210.72	4914.05		19502.16
	NONSCHEDULED	1947							
	ALL SERVICES	781177	14241.08	347.03	2703.33	2210.72	4914.05		19502.16
	AL DOMESTIC-----SCHEDULED	713461	2402.51	77.76	3171.11		3171.11		5651.38
	NONSCHEDULED	9424							
	ALL SERVICES	722885	2402.51	77.76	3171.11		3171.11		5651.38
	BN DOMESTIC-----SCHEDULED	167521	831.31	11.61	189.67		189.67		1032.59
	BN INTERNATIONAL--SCHEDULED	83551	3435.66		233.95		233.95		3669.61
	BN TOTAL-----SCHEDULED	191072	4266.97	11.61	423.62		423.62		4702.20
	DL DOMESTIC-----SCHEDULED	1630637	10975.02	264.25	5652.39		5652.39	-11	16891.77
	NONSCHEDULED	235							
	ALL SERVICES	1630872	10975.02	264.25	5652.39		5652.39	-11	16891.77
	DL INTERNATIONAL--SCHEDULED	79028	1764.71		8.75		8.75		1773.46
	DL TOTAL-----SCHEDULED	1709665	12739.73	264.25	5661.14		5661.14	-11	18665.23
	NONSCHEDULED	235							
	ALL SERVICES	1709900	12739.73	264.25	5661.14		5661.14	-11	18665.23
	EA DOMESTIC-----SCHEDULED	1511404	6231.54	237.99	2398.52	523.77	2922.29		9391.82
	EA INTERNATIONAL--SCHEDULED	65682	3111.00	18.69	126.86	161.88	286.74		3418.43
	EA TOTAL-----SCHEDULED	1577086	9342.54	256.68	2525.38	685.65	3211.03		12810.25
	FT DOMESTIC-----SCHEDULED		23219.53	204.85	1053.37		1053.37		24477.75
	NONSCHEDULED		5.66						5.66
	ALL SERVICES		23225.19	204.85	1053.37		1053.37		24483.41
	FT INTERNATIONAL--SCHEDULED		855.89		37.75	17.96	55.71		911.54
	NONSCHEDULED		1041.91						1041.91
	ALL SERVICES		1897.74		37.75	17.96	55.71		1953.45
	FT TOTAL-----SCHEDULED		24075.36	204.85	1091.12	17.96	1109.08		25389.29
	NONSCHEDULED		1047.57						1047.57
	ALL SERVICES		25122.93	204.85	1091.12	17.96	1109.08		26436.86
	NE DOMESTIC-----SCHEDULED	136423	183.90		302.56		302.56		486.46
	NONSCHEDULED	1051							
	ALL SERVICES	137474	183.90		302.56		302.56		486.46
	NO DOMESTIC-----SCHEDULED	277							
	NW DOMESTIC-----SCHEDULED	272178	1986.03	16.96	1079.13	66.06	1145.19		3148.18
	NONSCHEDULED	95							
	ALL SERVICES	272273	1986.03	16.96	1079.13	66.06	1145.19		3148.18
	NW INTERNATIONAL--SCHEDULED	59076	7303.29		352.53	88.20	440.73		7744.02
	NW TOTAL-----SCHEDULED	331254	9289.32	16.96	1431.66	154.26	1585.92		10892.20
	NONSCHEDULED	95							
	ALL SERVICES	331349	9289.32	16.96	1431.66	154.26	1585.92		10892.20
	PI DOMESTIC-----SCHEDULED	106535	551.10	2.56	558.57		558.57		1112.23
	NONSCHEDULED	894							
	ALL SERVICES	107389	551.10	2.56	558.57		558.57		1112.23
	RC DOMESTIC-----SCHEDULED	85543	887.35	13.24	357.40		357.40		1257.99
	NONSCHEDULED	359							
	ALL SERVICES	85902	887.35	13.24	357.40		357.40		1257.99

TABLE 4
ENPLANED REVENUE PASSENGERS, ENPLANED REVENUE TONS OF CARGO AND MAIL, AND AIR TRAFFIC
HUB CLASSIFICATIONS, BY TYPE OF OPERATION, BY TYPE OF SERVICE, BY COMMUNITY, AND BY CARRIER
12 MONTHS ENDED DECEMBER 31, 1980

No.	Area, state or country Community (Airport name) Carrier Type of operation Type of service Hub type and percent of enplanements	Enplaned passengers	Enplaned revenue tons					Total cargo and mail	
			Freight	Express	Priority	U.S. Mail Nonpriority	Foreign mail		
		2	3	4	5	6	7	8	9
1	LOGAN INTERNATIONAL (CONT.)								
2	SR INTERNATIONAL--SCHEDULED		107.44						107.44
3	NONSCHEDULED		138.17						138.17
4	ALL SERVICES		245.61						245.61
5									
6	TW DOMESTIC-----SCHEDULED	587577	7407.81		1298.30	2687.75	3986.05	3.46	11797.32
7	TW INTERNATIONAL--SCHEDULED	160503	1475.58		1570.34	.51	1570.85		3046.43
8	TW TOTAL-----SCHEDULED	748080	9283.39		2868.64	2688.26	5556.90	3.46	14843.75
9									
10	UA DOMESTIC-----SCHEDULED	419829	3391.27	206.91	2183.00	1236.59	3419.59		7017.77
11	NONSCHEDULED	29381							
12	ALL SERVICES	449210	3391.27	206.91	2183.00	1236.59	3419.59		7017.77
13									
14	UR DOMESTIC-----SCHEDULED	3150							
15	UR TOTAL-----SCHEDULED	3150							
16									
17	COMMUNITY TOTAL								
18	DOMESTIC-----SCHEDULED	6297746	71811.87	1383.16	20918.63	6724.89	27643.52	3.57	100842.12
19	NONSCHEDULED	43235	5.66						5.66
20	ALL SERVICES	6346985	71817.53	1383.16	20918.63	6724.89	27643.52	3.57	100847.78
21									
22	INTERNATIONAL--SCHEDULED	503859	18950.09	18.69	2358.90	268.55	2627.45		21596.23
23	NONSCHEDULED	107	1180.08						1180.08
24	ALL SERVICES	503966	20130.17	18.69	2358.90	268.55	2627.45		22776.31
25									
26	TOTAL-----SCHEDULED	6801605	90761.96	1401.85	23277.53	6993.44	30270.97	3.57	122438.35
27	NONSCHEDULED	43346	1180.74						1180.74
28	ALL SERVICES	6844951	91942.70	1401.85	23277.53	6993.44	30270.97	3.57	123624.09
29									
30									
31									
32	HYANNIS (BARNSTABLE MUNI) N 0.00								
33	NE DOMESTIC-----SCHEDULED	39990	51.38		51.70		51.70		103.08
34	NONSCHEDULED	324							
35	ALL SERVICES	40314	51.38		51.70		51.70		103.08
36									
37	MARTHA'S VINEYARD (MARTHA'S VINEYARD) N 0.00								
38	NE DOMESTIC-----SCHEDULED	22787	6.13		15.89		15.89		22.02
39									
40									
41	NANTUCKET (NANTUCKET MEMORIAL) N 0.00								
42	NE DOMESTIC-----SCHEDULED	32311	8.05		23.01		23.01		31.06
43	NONSCHEDULED	93							
44	ALL SERVICES	32404	8.05		23.01		23.01		31.06
45									
46									
47	NEW BEDFORD/FALL RIVER (NEW BEDFORD MUNI) N 0.00								
48	NE DOMESTIC-----SCHEDULED	1807	1.12		.09		.09		1.21
49	NONSCHEDULED	47							
50	ALL SERVICES	1854	1.12		.09		.09		1.21
51									
52									
53									
54									
55	WORCESTER (WORCESTER MUNI) N 0.00								
56	DL DOMESTIC-----SCHEDULED	7657	13.46						13.46
57									
58									
59	MICHIGAN								
60									
61									
62	ALPENA (PHELPS COLLINS) N 0.00								
63	RC DOMESTIC-----SCHEDULED	12018	22.15	.12	.10		.10		22.37
64									
65									
66	RENTON HARBOR/ST. JOSEPH (ROSS FIELD) N 0.00								
67	RC DOMESTIC-----SCHEDULED	29162	116.95	.44	2.62		2.62		120.01
68									
69									
70	DETROIT/ANN ARBOR (DETROIT CITY) L 1.78								
71	FN DOMESTIC-----SCHEDULED	25341							
72	NONSCHEDULED	178							
73	ALL SERVICES	25519							
74									
75	DETROIT METROPOLITAN WAYNE CITY L 1.78								
76	AA DOMESTIC-----SCHEDULED	850946	7320.00	92.82	2051.74	1740.76	3792.50		11205.32
77	NONSCHEDULED	401							
78	ALL SERVICES	851347	7320.00	92.82	2051.74	1740.76	3792.50		11205.32
79									
80	AI DOMESTIC-----SCHEDULED	262922	945.20	22.11	1388.38		1388.38		2355.69
81	NONSCHEDULED	551							
82	ALL SERVICES	263473	945.20	22.11	1388.38		1388.38		2355.69
83									
84	AM DOMESTIC-----SCHEDULED	52874	498.24	12.06	495.20		495.20		1005.50
85	NONSCHEDULED	726							
86	ALL SERVICES	53600	498.24	12.06	495.20		495.20		1005.50
87									
88	CH DOMESTIC-----SCHEDULED	1275	.63						.63
89	NONSCHEDULED	1							
90	ALL SERVICES	1276	.63						.63
91									
92	DL DOMESTIC-----SCHEDULED	903211	5264.36	217.19	5105.70		5105.70		10587.25
93	NONSCHEDULED	280							
94	ALL SERVICES	903491	5264.36	217.19	5105.70		5105.70		10587.25
95									
96									
97									
98									
99									
100									
101									
102									
103									
104									
105									
106									
107									
108									
109									
110									
111									
112									

TABLE 6
ENPLANED REVENUE PASSENGERS, ENPLANED REVENUE TONS OF CARGO AND MAIL, AND AIR TRAFFIC
HUB CLASSIFICATIONS, BY TYPE OF OPERATION, BY TYPE OF SERVICE, BY COMMUNITY, AND BY CARRIER
12 MONTHS ENDED DECEMBER 31, 1980

Line No.	Area, state or country Community (Airport name) Carrier Type of operation Type of service Hub type and percent of enplanements	Enplaned passengers	Enplaned revenue tons					
			Freight	Express	Priority	U. S. Mail Nonpriority	Total	Foreign mail
1	2	3	4	5	6	7	8	9
1	DETROIT METROPOLITAN WAYNE COUNTY							
2	FA DOMESTIC-----SCHEDULED	255045	1650.29	5.27	1180.40	38.98	1219.38	2682.94
3	FL DOMESTIC-----SCHEDULED	44907	126.16	.75	238.40		238.40	365.31
4	FT DOMESTIC-----SCHEDULED		5329.27	30.09	301.75		301.75	5661.11
5	ML DOMESTIC-----SCHEDULED	32891						
6	NW DOMESTIC-----SCHEDULED	7844.57	4206.08	116.34	4282.12	1244.41	5526.53	9848.95
7	NW DOMESTIC-----NONSCHEDULED	1078						
8	NW DOMESTIC-----ALL SERVICES	785535	4206.08	116.34	4282.12	1244.41	5526.53	9848.95
9	CZ DOMESTIC-----SCHEDULED	14713	48.23		.76		.76	48.99
10	CZ DOMESTIC-----NONSCHEDULED	2198						
11	CZ DOMESTIC-----ALL SERVICES	16911	48.23		.76		.76	48.99
12	PA DOMESTIC-----SCHEDULED	49773	1484.42		236.47		236.47	1720.89
13	PA DOMESTIC-----NONSCHEDULED	1375						
14	PA DOMESTIC-----ALL SERVICES	51148	1484.42		236.47		236.47	1720.89
15	RC DOMESTIC-----SCHEDULED	1050925	4195.00	51.82	3292.30		3292.30	7539.12
16	RC DOMESTIC-----NONSCHEDULED	727						
17	RC DOMESTIC-----ALL SERVICES	1051652	4195.00	51.82	3292.30		3292.30	7539.12
18	RO DOMESTIC-----SCHEDULED		29.03					29.03
19	TW DOMESTIC-----SCHEDULED	137398	597.34	8.13	1233.14	352.64	1585.78	2191.25
20	UA DOMESTIC-----SCHEDULED	435211	10459.26	152.81	2088.34	669.95	2758.29	13370.36
21	UA DOMESTIC-----NONSCHEDULED	50158	20.70					20.70
22	UA DOMESTIC-----ALL SERVICES	485369	10479.96	152.81	2088.34	669.95	2758.29	13391.06
23	ZW DOMESTIC-----SCHEDULED	31173	33.40					33.40
24	AIRPORT TOTAL							
25	DOMESTIC-----SCHEDULED	4917721	42194.91	709.39	21894.70	4046.74	25941.44	68845.74
26	DOMESTIC-----NONSCHEDULED	27495	20.70					20.70
27	DOMESTIC-----ALL SERVICES	5025216	42215.61	709.39	21894.70	4046.74	25941.44	68866.44
28	COMMUNITY TOTAL BY CARRIER							
29	AA DOMESTIC-----SCHEDULED	850946	7320.00	92.82	2051.74	1740.76	3792.50	11205.32
30	AA DOMESTIC-----NONSCHEDULED	401						
31	AA DOMESTIC-----ALL SERVICES	851347	7320.00	92.82	2051.74	1740.76	3792.50	11205.32
32	AL DOMESTIC-----SCHEDULED	282922	945.20	22.11	1388.38		1388.38	2355.69
33	AL DOMESTIC-----NONSCHEDULED	551						
34	AL DOMESTIC-----ALL SERVICES	283473	945.20	22.11	1388.38		1388.38	2355.69
35	BN DOMESTIC-----SCHEDULED	52874	498.24	12.06	495.20		495.20	1005.50
36	BN DOMESTIC-----NONSCHEDULED	726						
37	BN DOMESTIC-----ALL SERVICES	53600	498.24	12.06	495.20		495.20	1005.50
38	CP DOMESTIC-----SCHEDULED	1275	.63					.63
39	CP DOMESTIC-----NONSCHEDULED	1						
40	CP DOMESTIC-----ALL SERVICES	1276	.63					.63
41	DL DOMESTIC-----SCHEDULED	903211	5264.36	217.19	5105.70		5105.70	10587.25
42	DL DOMESTIC-----NONSCHEDULED	280						
43	DL DOMESTIC-----ALL SERVICES	903491	5264.36	217.19	5105.70		5105.70	10587.25
44	EA DOMESTIC-----SCHEDULED	255045	1650.29	5.27	1180.40	38.98	1219.38	2682.94
45	FL DOMESTIC-----SCHEDULED	44907	126.16	.75	238.40		238.40	365.31
46	FT DOMESTIC-----SCHEDULED		5329.27	30.09	301.75		301.75	5661.11
47	FW DOMESTIC-----SCHEDULED	25341						
48	FW DOMESTIC-----NONSCHEDULED	178						
49	FW DOMESTIC-----ALL SERVICES	25519						
50	ML DOMESTIC-----SCHEDULED	32891						
51	NW DOMESTIC-----SCHEDULED	7844.57	4206.08	116.34	4282.12	1244.41	5526.53	9848.95
52	NW DOMESTIC-----NONSCHEDULED	1078						
53	NW DOMESTIC-----ALL SERVICES	785535	4206.08	116.34	4282.12	1244.41	5526.53	9848.95
54	CZ DOMESTIC-----SCHEDULED	14713	48.23		.76		.76	48.99
55	CZ DOMESTIC-----NONSCHEDULED	2198						
56	CZ DOMESTIC-----ALL SERVICES	16911	48.23		.76		.76	48.99
57	PA DOMESTIC-----SCHEDULED	49773	1484.42		236.47		236.47	1720.89
58	PA DOMESTIC-----NONSCHEDULED	1375						
59	PA DOMESTIC-----ALL SERVICES	51148	1484.42		236.47		236.47	1720.89
60	RC DOMESTIC-----SCHEDULED	1050925	4195.00	51.82	3292.30		3292.30	7539.12
61	RC DOMESTIC-----NONSCHEDULED	727						
62	RC DOMESTIC-----ALL SERVICES	1051652	4195.00	51.82	3292.30		3292.30	7539.12
63	RO DOMESTIC-----SCHEDULED		29.03					29.03
64	TW DOMESTIC-----SCHEDULED	137398	597.34	8.13	1233.14	352.64	1585.78	2191.25
65	UA DOMESTIC-----SCHEDULED	435211	10459.26	152.81	2088.34	669.95	2758.29	13370.36
66	UA DOMESTIC-----NONSCHEDULED	50158	20.70					20.70
67	UA DOMESTIC-----ALL SERVICES	485369	10479.96	152.81	2088.34	669.95	2758.29	13391.06
68	ZW DOMESTIC-----SCHEDULED	31173	33.40					33.40
69	COMMUNITY TOTAL							
70	DOMESTIC-----SCHEDULED	493062	42194.91	709.39	21894.70	4046.74	25941.44	68845.74
71	DOMESTIC-----NONSCHEDULED	27673	20.70					20.70
72	DOMESTIC-----ALL SERVICES	505735	42215.61	709.39	21894.70	4046.74	25941.44	68866.44
73	ESCANABA (ESCANABA MUNI)							
74	RC DOMESTIC-----SCHEDULED	19336	47.56		7.87		7.87	55.43
75	RC DOMESTIC-----NONSCHEDULED	130						
76	RC DOMESTIC-----ALL SERVICES	19466	47.56		7.87		7.87	55.43

TABLE 6
ENPLANED REVENUE PASSENGERS, ENPLANED REVENUE TONS OF CARGO AND MAIL, AND AIR TRAFFIC
HUB CLASSIFICATIONS, BY TYPE OF OPERATION, BY COMMUNITY, AND BY CARRIER

12 MONTHS ENDED DECEMBER 31, 1980

No.	Area, state or country Community (Airport name) Carrier Type of operation Type of service Hub type and percent of enplanements	Enplaned passengers	Enplaned revenue tons					Foreign mail	Total cargo and mail
			Freight	Express	Priority	Nonpriority	Total		
1	2	3	4	5	6	7	8	9	
17	MICHIGAN (CONT.)								
18	FLINT (BISHOP) N 0.00								
19	RC DOMESTIC-----SCHEDULED	31354	37.73	.06	6.26		6.26	44.05	
20	UA DOMESTIC-----SCHEDULED	52308	47.45	7.34	63.01	.02	63.09	110.61	
21	NONSCHEDULED	1527							
22	ALL SERVICES	53835	47.45	7.34	63.87	.02	63.89	112.66	
23	COMMUNITY TOTAL								
24	DOMESTIC-----SCHEDULED	63702	85.18	7.40	70.13	.02	70.15	162.73	
25	NONSCHEDULED	1527							
26	ALL SERVICES	65229	85.18	7.40	70.13	.02	70.15	162.73	
27									
28	GRAND RAPIDS (KENT COUNTY) S 0.15								
29	RC DOMESTIC-----SCHEDULED	267882	607.44	17.49	610.68		610.68	1235.61	
30	UA DOMESTIC-----SCHEDULED	140276	296.41	37.13	305.49		305.49	639.03	
31	NONSCHEDULED	1347							
32	ALL SERVICES	141623	296.41	37.13	305.49		305.49	639.03	
33	COMMUNITY TOTAL								
34	DOMESTIC-----SCHEDULED	420158	903.85	54.62	916.17		916.17	1874.64	
35	NONSCHEDULED	1347							
36	ALL SERVICES	425505	903.85	54.62	916.17		916.17	1874.64	
37									
38	HANDOCK/HOUGHTON (HOUGHTON COUNTY MEMORIAL) N 0.00								
39	RC DOMESTIC-----SCHEDULED	24806	62.47	.03	11.01		11.01	73.51	
40									
41	IRON MOUNTAIN/KINGSFLD (FORD) N 0.00								
42	RC DOMESTIC-----SCHEDULED	18676	69.24		11.04		11.04	80.28	
43									
44	IRONWOOD/ASHLAND (GOGEBIC COUNTY) N 0.00								
45	RC DOMESTIC-----SCHEDULED	11534	8.42		.03		.03	8.45	
46									
47	JACKSON (REYNOLDS MUNI) N 0.00								
48	RC DOMESTIC-----SCHEDULED	7272	20.65	.08	9.25		9.25	29.98	
49									
50	KALAMAZOO-BATTLE CREEK (KALAMAZOO MUNI) N 0.00								
51	RC DOMESTIC-----SCHEDULED	118636	210.31	1.23	207.98		207.98	419.52	
52	NONSCHEDULED	22							
53	ALL SERVICES	118658	210.31	1.23	207.98		207.98	419.52	
54									
55	(M K KELLOGG REGIONAL AIRFIELD) C.00								
56	ZM DOMESTIC-----SCHEDULED	24101	54.75					54.75	
57									
58	COMMUNITY TOTAL BY CARRIER								
59	RC DOMESTIC-----SCHEDULED	118636	210.31	1.23	207.98		207.98	419.52	
60	NONSCHEDULED	22							
61	ALL SERVICES	118658	210.31	1.23	207.98		207.98	419.52	
62									
63	ZM DOMESTIC-----SCHEDULED	24101	54.75					54.75	
64									
65	COMMUNITY TOTAL								
66	DOMESTIC-----SCHEDULED	142737	265.06	1.23	207.98		207.98	474.27	
67	NONSCHEDULED	22							
68	ALL SERVICES	142759	265.06	1.23	207.98		207.98	474.27	
69									
70	LANSING (CAPITAL CITY) S 0.06								
71	RC DOMESTIC-----SCHEDULED	116059	124.35	1.88	114.64		114.64	240.87	
72	NONSCHEDULED	141							
73	ALL SERVICES	116200	124.35	1.88	114.64		114.64	240.87	
74									
75	UA DOMESTIC-----SCHEDULED	65027	83.79	7.53	16.56		16.56	107.88	
76	NONSCHEDULED	116							
77	ALL SERVICES	65143	83.79	7.53	16.56		16.56	107.88	
78									
79	COMMUNITY TOTAL								
80	DOMESTIC-----SCHEDULED	181086	208.14	9.41	131.20		131.20	348.75	
81	NONSCHEDULED	257							
82	ALL SERVICES	181343	208.14	9.41	131.20		131.20	348.75	
83									
84	MANISTEE/LUDINGTON (MANISTEE-BLACKER) N 0.00								
85	RC DOMESTIC-----SCHEDULED	2421	11.95	.03				11.98	
86									
87	MARINETTE/MENOMINEE (MENOMINEE COUNTY) N 0.00								
88	RC DOMESTIC-----SCHEDULED	9869	32.14	.06	12.73	.01	12.74	44.94	
89									
90	MARQUETTE (MARQUETTE COUNTY) N 0.00								
91	RC DOMESTIC-----SCHEDULED	34209	71.37	.03	10.86		10.86	82.26	
92	NONSCHEDULED	227							
93	ALL SERVICES	34436	71.37	.03	10.86		10.86	82.26	

TABLE 6
ENPLANED REVENUE PASSENGERS, ENPLANED REVENUE TONS OF CARGO AND MAIL, AND AIR TRAFFIC
HUB CLASSIFICATIONS, BY TYPE OF OPERATION, BY TYPE OF SERVICE, BY COMMUNITY, AND BY CARRIER
12 MONTHS ENDED DECEMBER 31, 1980

No.	Area, state or country Community (Airport name) Carrier Type of operation Type of service Hub type and percent of enplanements	Enplaned passengers	Enplaned revenue tons						
			Freight	Express	Priority	U.S. Mail Nonpriority	Total	Foreign mail	Total cargo and mail
		2	3	4	5	6	7	8	9
1	MICHIGAN (CGNT.)								
2	MUSKEGON (MUSKEGON COUNTY) N 0.00								
3	RC DOMESTIC-----SCHEDULED	494.80	152.41	1.92	2.54		2.54		156.87
4	NONSCHEDULED	.45							
5	ALL SERVICES	495.25	152.41	1.92	2.54		2.54		156.87
6	UA DOMESTIC-----SCHEDULED	363.7	7.04	1.08					8.12
7	COMMUNITY TOTAL DOMESTIC-----SCHEDULED	531.17	159.45	3.00	2.54		2.54		164.99
8	NONSCHEDULED	.45							
9	ALL SERVICES	531.62	159.45	3.00	2.54		2.54		164.99
10	PELLSTON (EMMET COUNTY) N 0.00								
11	RC DOMESTIC-----SCHEDULED	264.62	73.85	.03	1.72		1.72		75.60
12	SAGINAW/BAY CITY/MIDLAND (TAYLOR CITY) S 0.06								
13	RC DOMESTIC-----SCHEDULED	1029.16	178.53	.47	119.52		119.52		298.52
14	UA DOMESTIC-----SCHEDULED	880.29	77.38	9.78	29.78		29.78		116.94
15	NONSCHEDULED	1.85							
16	ALL SERVICES	882.14	77.38	9.78	29.78		29.78		116.94
17	COMMUNITY TOTAL DOMESTIC-----SCHEDULED	1909.45	255.91	10.25	149.30		149.30		415.46
18	NONSCHEDULED	1.85							
19	ALL SERVICES	1911.30	255.91	10.25	149.30		149.30		415.46
20	SAINT STE MARIE (CHIPPENAW COUNTY INTERNATIONAL) N 0.00								
21	RC DOMESTIC-----SCHEDULED	107.69	22.46		3.84		3.84		26.30
22	TRAVERSE CITY (CHERRY CAPITAL) N 0.00								
23	RC DOMESTIC-----SCHEDULED	687.48	264.92	.88	8.16		8.16		273.96
24	MINNESOTA								
25	REXIDJI (REXIDJI MUNI) N 0.00								
26	RC DOMESTIC-----SCHEDULED	172.66	19.56	1.10	3.30		3.30		23.96
27	BRAINERD (BRAINERD-CROW WING CO.) N 0.00								
28	RC DOMESTIC-----SCHEDULED	140.18	35.36	10.12	.41		.41		45.89
29	CHISHOLM/HIRSHING (CHISHOLM-HIRSHING) N 0.00								
30	RC DOMESTIC-----SCHEDULED	263.10	98.35	.14	.12		.12		98.61
31	DULUTH/SUPERIOR (DULUTH INTERNATIONAL) N 0.00								
32	RC DOMESTIC-----SCHEDULED	1160.37	589.39	1.85	200.19		200.19		791.43
33	NONSCHEDULED	2.98							
34	ALL SERVICES	1163.35	589.39	1.85	200.19		200.19		791.43
35	FARMONT (FAIRMONT MUNI) N 0.00								
36	RC DOMESTIC-----SCHEDULED	49.94	127.10		.49		.49		127.59
37	INTERNATIONAL FALLS (FALLS INTERNATIONAL) N 0.00								
38	RC DOMESTIC-----SCHEDULED	146.89	40.95		.37		.37		41.32
39	MANKATO (MANKATO MUNICIPAL) N 0.00								
40	RC DOMESTIC-----SCHEDULED	51.57	36.17		.12		.12		36.29
41	MINNEAPOLIS-ST. PAUL (MINNEAPOLIS-ST. PAUL INTL) L 1.55								
42	AA DOMESTIC-----SCHEDULED	5902.1	124.34	29.78	68.48	16.89	85.37		239.49
43	NONSCHEDULED	2.96							
44	ALL SERVICES	5931.7	124.34	29.78	68.48	16.89	85.37		239.49
45	AL DOMESTIC-----SCHEDULED	1403.21	769.96	26.84	1055.80		1055.80		1852.60
46	NONSCHEDULED	2.33							
47	ALL SERVICES	1405.54	769.96	26.84	1055.80		1055.80		1852.60
48	AN DOMESTIC-----SCHEDULED	2540.87	2384.25	29.23	2014.04		2014.04		4427.52
49	NONSCHEDULED	42.24							
50	ALL SERVICES	2983.11	2384.25	29.23	2014.04		2014.04		4427.52

TABLE 6
ENPLANED REVENUE PASSENGERS, ENPLANED REVENUE TONS OF CARGO AND MAIL, AND AIR TRAFFIC
HUB CLASSIFICATIONS, BY TYPE OF OPERATION, BY TYPE OF SERVICE, BY COMMUNITY, AND BY CARRIER

12 MONTHS ENDED DECEMBER 31, 1980

Line No.	Area, state or country (Community (Airport name) Carrier Type of operation Type of service Hub type and percent of enplanements	Enplaned passengers	Freight	Express	Enplaned revenue tons			Foreign mail	Total cargo and mail
					Priority	Nonpriority	Total		
		2	3	4	5	6	7	8	9
1	MINNEAPOLIS-ST PAUL INTL (CONT.)								
2	FA DOMESTIC-----SCHEDULED	141770	781.07	33.76	816.71	1.98	818.29		1633.12
3									
4	FT DOMESTIC-----SCHEDULED		1389.92	4.17					1394.09
5									
6	NW DOMESTIC-----SCHEDULED	1786970	22075.70	239.68	8327.91	1703.79	10031.70	54.62	32401.70
7		8504							
8	ALL SERVICES	1759474	22075.70	239.68	8327.91	1703.79	10031.70	54.62	32401.70
9									
10	NW INTERNATIONAL--SCHEDULED	26662	1098.35		26.46	.02	26.48		1124.83
11		69							
12	NONSCHEDULED	26731	1098.35		26.46	.02	26.48		1124.83
13	ALL SERVICES								
14									
15	NW TOTAL-----SCHEDULED	1815632	23174.05	239.68	8354.37	1703.81	10058.18	54.62	33526.53
16		8573							
17	NONSCHEDULED	184205	23174.05	239.68	8354.37	1703.81	10058.18	54.62	33526.53
18	ALL SERVICES								
19	OZ DOMESTIC-----SCHEDULED	159593	653.34	7.77	1052.10	1.35	1053.45		1714.56
20		14840							
21	NONSCHEDULED	174433	653.34	7.77	1052.10	1.35	1053.45		1714.56
22	ALL SERVICES								
23	RC DOMESTIC-----SCHEDULED	1014255	5797.20	78.71	4700.93	.37	4701.30		10577.21
24		5073							
25	NONSCHEDULED	1023328	5797.20	78.71	4700.93	.37	4701.30		10577.21
26	ALL SERVICES								
27	TW DOMESTIC-----SCHEDULED	12886	18.03		30.24		30.24		48.27
28									
29	UA DOMESTIC-----SCHEDULED	144129	316.74	33.21	730.90		730.90		1080.85
30		2478							
31	NONSCHEDULED	146607	316.74	33.21	730.90		730.90		1080.85
32	ALL SERVICES								
33	WA DOMESTIC-----SCHEDULED	532185	5632.22	91.37	1680.23	1375.56	3055.79		8779.38
34									
35	XV DOMESTIC-----SCHEDULED	6364	7.60						7.60
36									
37	ZW DOMESTIC-----SCHEDULED	24683	69.71		1.03		1.03		70.74
38									
39	COMMUNITY TOTAL								
40	DOMESTIC-----SCHEDULED	4316264	40020.08	574.52	20478.37	3099.54	23577.91	54.62	64227.13
41		39648							
42	NONSCHEDULED	4355912	40020.08	574.52	20478.37	3099.54	23577.91	54.62	64227.13
43	ALL SERVICES								
44									
45	INTERNATIONAL--SCHEDULED	28662	1098.35		26.46	.02	26.48		1124.83
46		69							
47	NONSCHEDULED	28731	1098.35		26.46	.02	26.48		1124.83
48	ALL SERVICES								
49									
50	TOTAL-----SCHEDULED	4344926	41118.43	574.52	20504.83	3099.56	23604.39	54.62	65351.96
51		39717							
52	NONSCHEDULED	4384643	41118.43	574.52	20504.83	3099.56	23604.39	54.62	65351.96
53	ALL SERVICES								
54									
55	ROCHESTER S C.05								
56	(ROCHESTER MUNI)								
57	NW DOMESTIC-----SCHEDULED	104447	153.76	.74	11.68		11.68		166.18
58									
59	OZ DOMESTIC-----SCHEDULED	8627	17.71		15.05		15.05		32.76
60		296							
61	NONSCHEDULED	8923	17.71		15.05		15.05		32.76
62	ALL SERVICES								
63	RC DOMESTIC-----SCHEDULED	38758	38.40	.04	7.58		7.58		46.02
64									
65	COMMUNITY TOTAL								
66	DOMESTIC-----SCHEDULED	151832	209.87	.78	34.31		34.31		244.96
67		296							
68	NONSCHEDULED	152128	209.87	.78	34.31		34.31		244.96
69	ALL SERVICES								
70									
71	THIEF RIVER FALLS N C.00								
72	(THIEF RIVER FALL MUNI)								
73	RC DOMESTIC-----SCHEDULED	10301	36.80	.19	12.82		12.82		49.81
74									
75									
76	WORTHINGTON N C.00								
77	(WORTHINGTON MUNI)								
78	RC DOMESTIC-----SCHEDULED	3398	19.35	.04	1.39		1.39		20.78
79									
80									
81									
82	MISSISSIPPI								
83									
84									
85									
86	COLUMBUS N C.00								
87	(GOLDEN TRIANGLE REGIONAL)								
88	RC DOMESTIC-----SCHEDULED	41538	132.82	1.51	30.97		30.97		165.30
89									
90									
91									
92	GREENVILLE N C.00								
93	(GREENVILLE MUNI)								
94	RC DOMESTIC-----SCHEDULED	22647	131.90	.17	1.27		1.27		133.34
95									
96									
97									
98	GREENWOOD N C.00								
99	(LEFLORE)								
100	RC DOMESTIC-----SCHEDULED	1173	17.11	.12					17.23
101									
102									
103									
104	GULFPORT/BILOXI N C.00								
105	(GULFPORT MUNI)								
106	RC DOMESTIC-----SCHEDULED	64950	152.68	.53	3.26		3.26		156.47
107									
108									
109									
110									
111									
112									

TABLE 6
 ENPLANED REVENUE PASSENGERS, ENPLANED REVENUE TONS OF CARGO AND MAIL, AND AIR TRAFFIC
 HUB CLASSIFICATIONS, BY TYPE OF OPERATION, BY TYPE OF SERVICE, BY COMMUNITY, AND BY CARRIER
 12 MONTHS ENDED DECEMBER 31, 1980

Line No.	Area, state or country (Community name) (Carrier) Type of operation Type of service Hub type and percent of enplanements	Enplaned passengers	Enplaned revenue tons					Foreign mail	Total cargo and mail
			Freight	Express	U.S. Mail		Total		
					Priority	Nonpriority			
1	MISSISSIPPI (CONT.)								
2	JACKSON-VICKSBURG								
3	(ALLEN C. THOMPSON FIELD)								
4	DL DOMESTIC-----SCHEDULED	365711	1623.32	7.59	1396.92		1396.92	2027.83	
5	NONSCHEDULED	88							
6	ALL SERVICES	365799	1623.32	7.59	1396.92		1396.92	2027.83	
7	FL DOMESTIC-----SCHEDULED	7001	14.59	.06	34.82		34.82	49.47	
8	NONSCHEDULED								
9	ALL SERVICES	14200	38.45		17.31		17.31	55.76	
10	RC DOMESTIC-----SCHEDULED								
11	NONSCHEDULED								
12	ALL SERVICES	386912	1676.36	7.65	1449.05		1449.05	3133.06	
13	COMMUNITY TOTAL								
14	DOMESTIC-----SCHEDULED	386912	1676.36	7.65	1449.05		1449.05	3133.06	
15	NONSCHEDULED	88							
16	ALL SERVICES	387000	1676.36	7.65	1449.05		1449.05	3133.06	
17									
18									
19	LAUREL/HATTIESBURG								
20	(PINERBET REGIONAL)								
21	RC DOMESTIC-----SCHEDULED	29010	106.28	1.24	28.25		28.25	135.77	
22	NONSCHEDULED								
23	ALL SERVICES								
24	COMMUNITY TOTAL								
25	DOMESTIC-----SCHEDULED	29010	106.28	1.24	28.25		28.25	135.77	
26	NONSCHEDULED								
27	ALL SERVICES	29010	106.28	1.24	28.25		28.25	135.77	
28									
29									
30									
31									
32									
33	TUPELO								
34	(C.O. LEMONS MUNI)								
35	RC DOMESTIC-----SCHEDULED	12458	13.76		28.51		28.51	42.27	
36	NONSCHEDULED								
37	ALL SERVICES								
38	COMMUNITY TOTAL								
39	DOMESTIC-----SCHEDULED	12458	13.76		28.51		28.51	42.27	
40	NONSCHEDULED								
41	ALL SERVICES	12458	13.76		28.51		28.51	42.27	
42									
43									
44									
45	MISSOURI								
46									
47									
48									
49	CAPE GIRARDEAU/SIKESTON								
50	(CAPE GIRARDEAU MUNI)								
51	OZ DOMESTIC-----SCHEDULED	5649	8.85	.04				8.89	
52	NONSCHEDULED								
53	ALL SERVICES								
54	COMMUNITY TOTAL								
55	DOMESTIC-----SCHEDULED	5649	8.85	.04				8.89	
56	NONSCHEDULED								
57	ALL SERVICES	5649	8.85	.04				8.89	
58									
59									
60									
61									
62									
63	COMMUNITY TOTAL								
64	DOMESTIC-----SCHEDULED	5649	8.85	.04				8.89	
65	NONSCHEDULED								
66	ALL SERVICES	5649	8.85	.04				8.89	
67									
68									
69									
70	FORT LEONARD WOOD								
71	(FORNEY AAF)								
72	FL DOMESTIC-----SCHEDULED	7067	7.82	.81				8.63	
73	NONSCHEDULED								
74	ALL SERVICES								
75	COMMUNITY TOTAL								
76	DOMESTIC-----SCHEDULED	7067	7.82	.81				8.63	
77	NONSCHEDULED								
78	ALL SERVICES	7067	7.82	.81				8.63	
79									
80									
81									
82									
83									
84	COMMUNITY TOTAL								
85	DOMESTIC-----SCHEDULED	7067	7.82	.81				8.63	
86	NONSCHEDULED								
87	ALL SERVICES	7067	7.82	.81				8.63	
88									
89									
90									
91	KANSAS CITY								
92	(INTERNATIONAL)								
93	BN DOMESTIC-----SCHEDULED	686011	3677.73	51.44	4816.01		4816.01	8545.18	
94	NONSCHEDULED	550							
95	ALL SERVICES	686561	3677.73	51.44	4816.01		4816.01	8545.18	
96	CO DOMESTIC-----SCHEDULED	130786	613.58	.60	713.82		713.82	1328.00	
97	NONSCHEDULED								
98	ALL SERVICES	205990	1324.60	65.34	1576.13		1576.13	2966.07	
99	DL DOMESTIC-----SCHEDULED								
100	NONSCHEDULED								
101	ALL SERVICES	194817	724.38	27.93	843.68		843.68	1595.99	
102	FL DOMESTIC-----SCHEDULED								
103	NONSCHEDULED								
104	ALL SERVICES	30262							
105	ML DOMESTIC-----SCHEDULED								
106	NONSCHEDULED								
107	ALL SERVICES	42128	88.63	.03	466.98	.85	467.83	556.49	
108	OZ DOMESTIC-----SCHEDULED	2734							
109	NONSCHEDULED	44862	88.63	.03	466.98	.85	467.83	556.49	
110	ALL SERVICES	32561	150.41	.20	359.03		359.03	509.64	
111	RC DOMESTIC-----SCHEDULED								
112	NONSCHEDULED	72							
	ALL SERVICES	32633	150.41	.20	359.03		359.03	509.64	

TABLE 6
 ENPLANED REVENUE PASSENGERS, ENPLANED REVENUE TONS OF CARGO AND MAIL, AND AIR TRAFFIC
 HUB CLASSIFICATIONS, BY TYPE OF OPERATION, BY TYPE OF SERVICE, BY COMMUNITY, AND BY CARRIER
 12 MONTHS ENDED DECEMBER 31, 1980

Area, state or country Community (Airport name) Carrier Type of operation Type of service Hub type and percent of enplanements	Enplaned revenue tons							Foreign mail	Total cargo and mail
	Enplaned passengers	Freight	Express	Priority	U.S. Mail Nonpriority	Total			
	2	3	4	5	6	7	8	9	
INTERNATIONAL (EDONT)									
11 DOMESTIC-----SCHEDULED	61836	103.15	.15	378.50		378.50		481.80	
NONSCHEDULED	332								
ALL SERVICES	62168	103.15	.15	378.50		378.50		481.80	
12 DOMESTIC-----SCHEDULED	865895	3073.20	12.10	3670.57	282.73	3953.30		7038.60	
NONSCHEDULED	897								
ALL SERVICES	866792	3073.20	12.10	3670.57	282.73	3953.30		7038.60	
13 DOMESTIC-----SCHEDULED	308956	1180.92	26.76	2386.73	30.44	2417.17		3624.85	
NONSCHEDULED	3246								
ALL SERVICES	312202	1180.92	26.76	2386.73	30.44	2417.17		3624.85	
14 DOMESTIC-----SCHEDULED	10715	5.20			.40	.40		5.60	
15 DOMESTIC-----SCHEDULED	22412	102.43	2.65	.03		.03		105.11	
AIRPORT TOTAL									
DOMESTIC-----SCHEDULED	2612269	11044.23	187.20	15211.48	314.42	15525.90		26757.33	
NONSCHEDULED	7831								
ALL SERVICES	2620100	11044.23	187.20	15211.48	314.42	15525.90		26757.33	
(KANSAS CITY MUNI) 0-00									
ZV DOMESTIC-----SCHEDULED	16654	29.89	7.62	.02		.02		37.53	
AIRPORT TOTAL									
DOMESTIC-----SCHEDULED	16654	29.89	7.62	.02		.02		37.53	
COMMUNITY TOTAL BY CARRIER									
BN DOMESTIC-----SCHEDULED	686011	3677.73	51.44	4816.01		4816.01		8545.18	
NONSCHEDULED	550								
ALL SERVICES	686561	3677.73	51.44	4816.01		4816.01		8545.18	
CC DOMESTIC-----SCHEDULED	130786	613.58	.60	713.82		713.82		1328.00	
DL DOMESTIC-----SCHEDULED	205890	1324.60	65.34	1576.13		1576.13		2966.07	
FL DOMESTIC-----SCHEDULED	154817	724.38	27.93	843.68		843.68		1395.99	
ML DOMESTIC-----SCHEDULED	30262								
NONSCHEDULED	42128	88.63	.03	466.98	.85	467.83		556.49	
ALL SERVICES	2734								
ALL SERVICES	44862	88.63	.03	466.98	.85	467.83		556.49	
RC DOMESTIC-----SCHEDULED	32561	150.41	.20	359.03		359.03		509.64	
NONSCHEDULED	72								
ALL SERVICES	32633	150.41	.20	359.03		359.03		509.64	
TI DOMESTIC-----SCHEDULED	61836	103.15	.15	378.50		378.50		481.80	
NONSCHEDULED	332								
ALL SERVICES	62168	103.15	.15	378.50		378.50		481.80	
TW DOMESTIC-----SCHEDULED	865895	3073.20	12.10	3670.57	282.73	3953.30		7038.60	
NONSCHEDULED	897								
ALL SERVICES	866792	3073.20	12.10	3670.57	282.73	3953.30		7038.60	
UA DOMESTIC-----SCHEDULED	308956	1180.92	26.76	2386.73	30.44	2417.17		3624.85	
NONSCHEDULED	3246								
ALL SERVICES	312202	1180.92	26.76	2386.73	30.44	2417.17		3624.85	
XV DOMESTIC-----SCHEDULED	10715	5.20			.40	.40		5.60	
ZV DOMESTIC-----SCHEDULED	35066	132.32	10.27	.05		.05		142.64	
COMMUNITY TOTAL									
DOMESTIC-----SCHEDULED	2628923	11074.12	194.82	15211.50	314.42	15525.92		26794.86	
NONSCHEDULED	7831								
ALL SERVICES	2636754	11074.12	194.82	15211.50	314.42	15525.92		26794.86	
ST. LOUIS (L 1-89)									
(LAMBERT-ST. LOUIS MUNI)									
AA DOMESTIC-----SCHEDULED	661295	2620.31	69.40	2459.89	233.41	2693.30		5383.01	
NONSCHEDULED	565								
ALL SERVICES	661860	2620.31	69.40	2459.89	233.41	2693.30		5383.01	
AL DOMESTIC-----SCHEDULED	140602	471.80	11.23	1331.85		1331.85		1814.88	
NONSCHEDULED	45								
ALL SERVICES	140697	471.80	11.23	1331.85		1331.85		1814.88	
AN DOMESTIC-----NONSCHEDULED	70								
NONSCHEDULED									
ALL SERVICES	70								
DL DOMESTIC-----SCHEDULED	359771	1571.22	75.42	955.35		955.35		2601.99	
NONSCHEDULED	179								
ALL SERVICES	359950	1571.22	75.42	955.35		955.35		2601.99	
EA DOMESTIC-----SCHEDULED	410481	1471.15	138.14	3002.71	4.89	3007.60		4616.89	
FL DOMESTIC-----SCHEDULED	130685	575.13	16.45	349.88		349.88		941.46	
ML DOMESTIC-----SCHEDULED	12445								
NONSCHEDULED	41211	120.06	.45	277.23		277.23		397.74	
ALL SERVICES	79								
ALL SERVICES	41290	120.06	.45	277.23		277.23		397.74	
UZ DOMESTIC-----SCHEDULED	1029885	2772.67	24.50	2737.03	1.56	2738.59		5535.76	
NONSCHEDULED	12548								
ALL SERVICES	1042433	2772.67	24.50	2737.03	1.56	2738.59		5535.76	
NONSCHEDULED	63059	285.74	2.99	437.56		437.56		726.29	
NONSCHEDULED	39								
ALL SERVICES	83098	285.74	2.99	437.56		437.56		726.29	
TI DOMESTIC-----SCHEDULED	54730	60.38	1.15	207.53		207.53		269.06	
NONSCHEDULED	475								
ALL SERVICES	55205	60.38	1.15	207.53		207.53		269.06	

TABLE 6
ENPLANED REVENUE PASSENGERS, ENPLANED REVENUE TONS OF CARGO AND MAIL, AND AIR TRAFFIC
HUB CLASSIFICATIONS, BY TYPE OF OPERATION, BY TYPE OF SERVICE, BY COMMUNITY, AND BY CARRIER
12 MONTHS ENDED DECEMBER 31, 1960

Line	Aircraft	Community	Carrier	Type of operation	Type of service	Hub type and percent of enplanements	Enplaned passengers	Enplaned revenue tons				
								Freight	Express	Priority	U. S. Mail Nonpriority	Total
1	2	3	4	5	6	7	8	9	10	11	12	
1	LAMBERT-ST. LOUIS MUNI	(CONT.)										
2	TM DOMESTIC-----	SCHEDULED	2333082	7659.54	98.87	10056.39	2407.63	12464.02		22222.43		
3		NONSCHEDULED	191									
4		ALL SERVICES	2333273	7659.54	98.87	10056.39	2407.63	12464.02		22222.43		
5	TV DOMESTIC-----	SCHEDULED	7989	5.95	.55					6.90		
6	COMMUNITY TOTAL											
7	DOMESTIC-----	SCHEDULED	5105239	19613.95	439.55	21815.42	2407.49	24662.91		44516.41		
8		NONSCHEDULED	14241									
9		ALL SERVICES	5319680	19613.95	439.55	21815.42	2407.49	24662.91		44516.41		
10												
11	SPRINGFIELD	N 0.00										
12	(SPRINGFIELD MOBILE)											
13	U7 DOMESTIC-----	SCHEDULED	115612	263.36	.17	36.11	.53	36.64		300.12		
14		NONSCHEDULED	316									
15		ALL SERVICES	115928	263.36	.17	36.11	.53	36.64		300.12		
16	VZ DOMESTIC-----	SCHEDULED	9650	2.11	.06	4.54		4.54		6.71		
17	COMMUNITY TOTAL											
18	DOMESTIC-----	SCHEDULED	125062	265.47	.18	40.65	.53	41.18		306.83		
19		NONSCHEDULED	316									
20		ALL SERVICES	125378	265.47	.18	40.65	.53	41.18		306.83		
21												
22												
23	MONTANA											
24												
25	BILLINGS	S 0.11										
26	(LOGAN FIELD)											
27	FL DOMESTIC-----	SCHEDULED	78269	202.47	5.15	384.73		384.73		592.35		
28	GW DOMESTIC-----	SCHEDULED	12971	73.60						73.60		
29	NW DOMESTIC-----	SCHEDULED	189504	320.00	3.40	699.35	6.35	705.70		1029.10		
30	WA DOMESTIC-----	SCHEDULED	49035	90.08	1.89	208.63	.11	208.74		300.71		
31	COMMUNITY TOTAL											
32	DOMESTIC-----	SCHEDULED	329779	686.15	10.44	1292.71	6.46	1299.17		1995.76		
33												
34												
35	BOZEMAN	N 0.00										
36	(GALLATIN FLD)											
37	FL DOMESTIC-----	SCHEDULED	34742	96.73	1.09	14.00		14.00		113.82		
38	NW DOMESTIC-----	SCHEDULED	37668	119.30	.20	66.62	.03	66.65		186.15		
39		NONSCHEDULED	128									
40		ALL SERVICES	37796	119.30	.20	66.62	.03	66.65		186.15		
41	COMMUNITY TOTAL											
42	DOMESTIC-----	SCHEDULED	72410	216.03	1.29	80.62	.03	80.65		299.97		
43		NONSCHEDULED	128									
44		ALL SERVICES	72538	216.03	1.29	80.62	.03	80.65		299.97		
45												
46												
47												
48	BUTTE	N 0.00										
49	(SILVER BOW COUNTY)											
50	GW DOMESTIC-----	SCHEDULED	946	.03						.03		
51	NW DOMESTIC-----	SCHEDULED	13727	27.58	.23	14.67	.04	14.71		42.52		
52	WA DOMESTIC-----	SCHEDULED	22187	35.15	4.72	40.13		40.13		80.00		
53	COMMUNITY TOTAL											
54	DOMESTIC-----	SCHEDULED	36860	62.76	4.95	54.80	.04	54.84		122.55		
55												
56												
57												
58	GLASGOW	N 0.00										
59	(GLASGOW INTL)											
60	FL DOMESTIC-----	SCHEDULED	1051	1.58						1.58		
61	GO DOMESTIC-----	SCHEDULED	1041	2.00						2.00		
62	COMMUNITY TOTAL											
63	DOMESTIC-----	SCHEDULED	2092	3.58						3.58		
64												
65												
66												
67	GEORGETOWN	N 0.00										
68	(GAWSON COMMUNITY)											
69	FL DOMESTIC-----	SCHEDULED	508	3.89						3.89		
70	GO DOMESTIC-----	SCHEDULED	695	4.00						4.00		
71	COMMUNITY TOTAL											
72	DOMESTIC-----	SCHEDULED	1203	7.89						7.89		
73												
74												
75												
76												
77												
78												
79	GREAT FALLS	N 0.00										
80	(GREAT FALLS INTERNATIONAL)											
81	FL DOMESTIC-----	SCHEDULED	291.9	76.34	2.59	142.96		142.96		221.89		
82	GO DOMESTIC-----	SCHEDULED	1875	2.32						2.32		
83	NW DOMESTIC-----	SCHEDULED	61823	107.75	.37	150.21	1.65	151.86		259.98		
84	WA DOMESTIC-----	SCHEDULED	31008	189.71	3.94	36.13	3.29	39.42		233.07		
85	COMMUNITY TOTAL											
86	DOMESTIC-----	SCHEDULED	123835	376.12	6.90	329.30	4.94	334.24		717.26		
87												
88												
89												
90												
91												
92												
93												
94												
95												
96												
97												
98												
99												
100												
101												
102												
103												
104												
105												
106												
107												
108												
109												
110												
111												
112												

TABLE 6
ENPLANED REVENUE PASSENGERS, ENPLANED REVENUE TONS OF CARGO AND MAIL, AND AIR TRAFFIC
HUB CLASSIFICATIONS, BY TYPE OF OPERATION, BY TYPE OF SERVICE, BY COMMUNITY, AND BY CARRIER

12 MONTHS ENDED DECEMBER 31, 1980

Line No.	Area, state or country Community (Airport name) Carrier Type of operation Type of service Hub type and percent of enplanements	Enplaned passengers	Enplaned revenue tons					Foreign mail	Total cargo and mail	
			Freight	Express	Priority	U.S. Mail Nonpriority	Total			
		1	2	3	4	5	6	7	8	9
1	MONTANA (CONT.)									
2	HAVRE (CONT.)	N 0.00								
3	(HAVRE CITY-COUNTY)									
4	FL DOMESTIC-----SCHEDULED		432	1.94						1.94
5	GO DOMESTIC-----SCHEDULED		729	1.00						1.00
6	COMMUNITY TOTAL		1161	2.94						2.94
7	DOMESTIC-----SCHEDULED									
8										
9										
10										
11										
12										
13	HELENA (CONT.)	N 0.00								
14	(HELENA)									
15	FL DOMESTIC-----SCHEDULED		18754	37.10	1.18	129.95		129.95		168.23
16	GO DOMESTIC-----SCHEDULED		3095	.21						.21
17	NW DOMESTIC-----SCHEDULED		25388	43.21	.05	49.02	.50	50.32		93.58
18	WA DOMESTIC-----SCHEDULED		3458	5.54	.03	13.95	.03	13.98		19.55
19	COMMUNITY TOTAL		50695	86.06	1.26	193.72	.53	194.25		281.57
20	DOMESTIC-----SCHEDULED									
21										
22										
23										
24										
25										
26										
27										
28	KALISPELL (CONT.)	N 0.00								
29	(GARDNER PARK INTL)									
30	FL DOMESTIC-----SCHEDULED		20208	67.72	.30	5.66		5.66		73.68
31	RW DOMESTIC-----SCHEDULED		14567	15.16	.01	.25		.25		15.42
32	COMMUNITY TOTAL		34775	82.88	.31	5.91		5.91		89.10
33	DOMESTIC-----SCHEDULED									
34										
35										
36										
37										
38										
39										
40										
41	LEWISTOWN (CONT.)	N 0.00								
42	(LEWISTOWN MUNI)									
43	FL DOMESTIC-----SCHEDULED		149	1.10						1.10
44	GO DOMESTIC-----SCHEDULED		334							
45	COMMUNITY TOTAL		483	1.10						1.10
46	DOMESTIC-----SCHEDULED									
47										
48										
49										
50										
51										
52	WILES CITY (CONT.)	N 0.00								
53	(WILES CITY)									
54	FL DOMESTIC-----SCHEDULED		328	2.01						2.01
55	GO DOMESTIC-----SCHEDULED		455	1.00						1.00
56	COMMUNITY TOTAL		783	3.01						3.01
57	DOMESTIC-----SCHEDULED									
58										
59										
60										
61										
62										
63	MISSOULA (CONT.)	N 0.00								
64	(JOHNSON - BELL FIELD)									
65	FL DOMESTIC-----SCHEDULED		44338	114.87	1.69	99.28		99.28		215.84
66	GO DOMESTIC-----SCHEDULED		893	.21						.21
67	NW DOMESTIC-----SCHEDULED		55114	77.66	.03	155.96	.76	156.72		234.41
68	COMMUNITY TOTAL		100345	192.74	1.72	255.24	.76	256.00		450.46
69	DOMESTIC-----SCHEDULED									
70										
71										
72										
73										
74										
75										
76	SIDNEY (CONT.)	N 0.00								
77	(SIDNEY-RICHMOND MUNI)									
78	FL DOMESTIC-----SCHEDULED		770	2.88	.64					3.52
79	GO DOMESTIC-----SCHEDULED		1629	4.00						4.00
80	COMMUNITY TOTAL		2399	6.88	.64					7.52
81	DOMESTIC-----SCHEDULED									
82										
83										
84										
85										
86										
87	WEST YELLOWSTONE (CONT.)	N 0.00								
88	(YELLOWSTONE)									
89	FL DOMESTIC-----SCHEDULED		2241	.55	.01					.56
90	WA DOMESTIC-----SCHEDULED		4825	.17						.17
91	COMMUNITY TOTAL		7066	.72	.01					.73
92	DOMESTIC-----SCHEDULED									
93										
94										
95										
96										
97										
98	WOLF POINT (CONT.)	N 0.00								
99	(WOLF POINT INTERNATIONAL)									
100	FL DOMESTIC-----SCHEDULED		684	.74	.04					.78
101	GO DOMESTIC-----SCHEDULED		855	2.00						2.00
102	COMMUNITY TOTAL		1539	2.74	.04					2.78
103	DOMESTIC-----SCHEDULED									
104										
105										
106										
107										
108										
109										
110										
111										
112										

TABLE 4
ENPLANED REVENUE PASSENGERS, ENPLANED REVENUE TONS OF CARGO AND MAIL, AND AIR TRAFFIC
HUB CLASSIFICATIONS, BY TYPE OF OPERATION, BY TYPE OF SERVICE, BY COMMUNITY, AND BY CARRIER

		12 MONTHS ENDED DECEMBER 31, 1980							
No.	Arva, state or country Community (Airport name) Carrier Type of operation Hub type and percent of enplanements	Enplaned passengers	Enplaned revenue tons						Total cargo and mail
			Freight	Express	U. S. Mail		Foreign mail		
					Priority	Nonpriority		Total	
1	2	3	4	5	6	7	8	9	
1	NEBRASKA								
5	ALLIANCE (ALLIANCE MUNI) N C.00								
6	FL DOMESTIC-----SCHEDULED	2096	2.71						2.71
11	CHADRON (CHADRON MUNI) N C.00								
12	FL DOMESTIC-----SCHEDULED	2218	3.42	.03					3.45
17	GRAND ISLAND (GRAND ISLAND AIR PARK) N C.00								
18	FL DOMESTIC-----SCHEDULED	44047	82.56	9.95	26.15		26.15		118.66
20	ZW DOMESTIC-----SCHEDULED	2628	1.02						1.02
23	COMMUNITY TOTAL DOMESTIC-----SCHEDULED	46675	83.58	9.95	26.15		26.15		119.68
28	LINCOLN (LINCOLN MUNI) S C.06								
29	FL DOMESTIC-----SCHEDULED	72385	155.07	67.89	296.32		296.32		519.28
32	UA DOMESTIC-----SCHEDULED	50761	102.25	7.42	152.47		152.47		262.14
33	NONSCHEDULED ALL SERVICES	230							
34	ZV DOMESTIC-----SCHEDULED	50991	102.25	7.42	152.47		152.47		262.14
36	ZW DOMESTIC-----SCHEDULED	6172	1.09	.12					1.21
37	ZW DOMESTIC-----SCHEDULED	7679	10.11						10.11
40	COMMUNITY TOTAL DOMESTIC-----SCHEDULED	176997	268.52	75.43	448.79		448.79		792.74
42	NONSCHEDULED ALL SERVICES	230							
43	ALL SERVICES	177227	268.52	75.43	448.79		448.79		792.74
47	NOHOLK (KARL STEFAN MEMORIAL) N C.00								
48	RC DOMESTIC-----SCHEDULED	5278	54.58		.08		.08		54.66
53	NORFOLK (LEE BIND FIELD) N C.00								
54	FL DOMESTIC-----SCHEDULED	20629	27.96	3.21	2.97		2.97		34.14
59	OMAHA (PPLEF AIRFIELD) N C.30								
60	AA DOMESTIC-----SCHEDULED	51773	173.83	1.78	143.69	9.03	152.72		328.33
62	BN DOMESTIC-----SCHEDULED	138326	281.51	1.00	1013.79		1013.79		1296.30
63	EA DOMESTIC-----SCHEDULED	88348	277.51	.98	785.76	9.65	795.41		1073.90
64	FL DOMESTIC-----SCHEDULED	113743	266.36	11.76	850.66		850.66		1128.78
66	CZ DOMESTIC-----SCHEDULED	2115	12.97		1.79		1.79		14.76
69	NONSCHEDULED ALL SERVICES	812							
70	RC DOMESTIC-----SCHEDULED	2927	12.97		1.79		1.79		14.76
72	RC DOMESTIC-----SCHEDULED	76090	488.93	1.37	634.87		634.87		1125.17
73	NONSCHEDULED ALL SERVICES	100							
74	ALL SERVICES	76190	488.93	1.37	634.87		634.87		1125.17
76	TI DOMESTIC-----SCHEDULED	19334	21.23		229.49		229.49		250.72
77	NONSCHEDULED ALL SERVICES	2341							
78	ALL SERVICES	21675	21.23		229.49		229.49		250.72
80	TW DOMESTIC-----SCHEDULED	38080	28.17		252.47		252.47		280.64
82	UA DOMESTIC-----SCHEDULED	311971	1128.19	55.57	2921.14	106.86	3028.00		4211.76
83	NONSCHEDULED ALL SERVICES	555							
84	ALL SERVICES	312526	1128.19	55.57	2921.14	106.86	3028.00		4211.76
86	XV DOMESTIC-----SCHEDULED	3242	.50			.20	.20		.70
87	ZV DOMESTIC-----SCHEDULED	1287	1.23	.01					1.24
91	COMMUNITY TOTAL DOMESTIC-----SCHEDULED	844309	2680.43	72.47	6833.66	125.74	6959.40		9712.30
92	NONSCHEDULED ALL SERVICES	3808							
93	ALL SERVICES	848117	2680.43	72.47	6833.66	125.74	6959.40		9712.30
98	SCOTTSSBLUFF (SCOTTSSBLUFF COUNTY) N 0.00								
99	FL DOMESTIC-----SCHEDULED	25880	47.41	.74	12.62		12.62		60.77
104	SIDNEY (SIDNEY MUNI) N C.00								
105	FL DOMESTIC-----SCHEDULED	1546	2.23						2.23

TABLE 6
 ENPLANED REVENUE PASSENGERS, ENPLANED REVENUE TONS OF CARGO AND MAIL, AND AIR TRAFFIC
 HUB CLASSIFICATIONS, BY TYPE OF OPERATION, BY COMMUNITY, AND BY CARRIER
 12 MONTHS ENDED DECEMBER 31, 1980

Line No.	Area, state or country Community (Airport name) Carrier Type of operation Type of service Hub type and percent of enplanements	Enplaned passengers	Enplaned revenue tons					
			Freight	Express	Priority	U. S. Mail Nonpriority	Total	Foreign mail
1	2	3	4	5	6	7	8	9
NEVADA								
5	ELKO N C.00							
6	(ELKO MUNI)							
7	UA DOMESTIC-----SCHEDULED	12948	19.69	3.89	15.95	.01	15.96	39.54
11	FLY N C.00							
12	(FLY ARPT /YELLAND FLD/)							
13	UA DOMESTIC-----SCHEDULED	5345	16.86	.06	3.55		3.55	20.47
17	EAS VEGAS L 1.64							
18	(MC CARRAN INTL)							
19	AA DOMESTIC-----SCHEDULED	257028	129.16	.25	97.54	13.52	111.06	240.47
20	NONSCHEDULED	49100						
21	ALL SERVICES	297128	129.16	.25	97.54	13.52	111.06	240.47
22								
23	BN DOMESTIC-----SCHEDULED	210462	128.61	.84	375.48		375.48	504.93
24	NONSCHEDULED	4339						
25	ALL SERVICES	214801	128.61	.84	375.48		375.48	504.93
26								
27	CO DOMESTIC-----SCHEDULED	154318	71.09	.16	130.84		130.84	202.09
28	NONSCHEDULED	223						
29	ALL SERVICES	154541	71.09	.16	130.84		130.84	202.09
30								
31	DL DOMESTIC-----SCHEDULED	268359	205.41	1.07	314.10		314.10	520.58
32	NONSCHEDULED	1729						
33	ALL SERVICES	270088	205.41	1.07	314.10		314.10	520.58
34								
35	EA DOMESTIC-----SCHEDULED	45288	18.33	1.24	47.32	35.62	82.94	102.51
36								
37	FI DOMESTIC-----SCHEDULED	138574	57.46	.67	13.21		13.21	71.34
38								
39	GG DOMESTIC-----SCHEDULED	2664						
40								
41	HD DOMESTIC-----SCHEDULED	8014						
42								
43	NW DOMESTIC-----SCHEDULED	21274	3.40		67.44		67.44	70.84
44	NONSCHEDULED	303						
45	ALL SERVICES	21577	3.40		67.44		67.44	70.84
46								
47	LC DOMESTIC-----SCHEDULED	137752	6.30	1.41				7.71
48	NONSCHEDULED	11283						
49	ALL SERVICES	149035	6.30	1.41				7.71
50								
51	PA DOMESTIC-----SCHEDULED	52757	72.14		4.18	.05	4.23	76.37
52	NONSCHEDULED	16911						
53	ALL SERVICES	169668	72.14		4.18	.05	4.23	76.37
54								
55	PS DOMESTIC-----SCHEDULED	365681	29.46		22.38		22.38	51.84
56	NONSCHEDULED	12273						
57	ALL SERVICES	317954	29.46		22.38		22.38	51.84
58								
59	UG DOMESTIC-----SCHEDULED	9202	15.50					15.50
60								
61	RC DOMESTIC-----SCHEDULED	49048	31.73	.03	7.30		7.30	39.06
62	NONSCHEDULED	1324						
63	ALL SERVICES	50372	31.73	.03	7.30		7.30	39.06
64								
65	RW DOMESTIC-----SCHEDULED	449114	536.04	5.57	97.42	.19	97.61	639.22
66	NONSCHEDULED	144						
67	ALL SERVICES	449258	536.04	5.57	97.42	.19	97.61	639.22
68								
69	RW DOMESTIC-----SCHEDULED	147344	311.52	4.78	76.78	.53	77.31	393.61
70								
71	TI DOMESTIC-----SCHEDULED	81758	11.49		7.28		7.28	18.77
72	NONSCHEDULED	13885						
73	ALL SERVICES	95643	11.49		7.28		7.28	18.77
74								
75	TW DOMESTIC-----SCHEDULED	550542	631.45	3.45	198.20	3.85	202.05	836.95
76	NONSCHEDULED	591						
77	ALL SERVICES	551133	631.45	3.45	198.20	3.85	202.05	836.95
78								
79	UA DOMESTIC-----SCHEDULED	566203	448.02	43.96	526.95	5.65	532.60	1024.58
80	NONSCHEDULED	236054						
81	ALL SERVICES	740257	448.02	43.96	526.95	5.65	532.60	1024.58
82								
83	WA DOMESTIC-----SCHEDULED	872644	621.61	21.46	753.20	1.95	755.15	1398.22
84								
85	COMMUNITY TOTAL							
86	DOMESTIC-----SCHEDULED	4292026	3328.72	84.89	2739.62	61.36	2800.98	6214.59
87	NONSCHEDULED	337159						
88	ALL SERVICES	4629185	3328.72	84.89	2739.62	61.36	2800.98	6214.59
89								
90								
91	MEMO M C.41							
92	(MEMO INTL)							
93	AA DOMESTIC-----SCHEDULED	47429	89.27	4.00	36.64	.21	36.85	130.12
94	NONSCHEDULED	420						
95	ALL SERVICES	47849	89.27	4.00	36.64	.21	36.85	130.12
96								
97	BN DOMESTIC-----SCHEDULED	136441	171.61	3.06	229.16		229.16	403.83
98	NONSCHEDULED	2089						
99	ALL SERVICES	138530	171.61	3.06	229.16		229.16	403.83
100								
101	DL DOMESTIC-----SCHEDULED	61199	266.10	7.43	152.27		152.27	425.80
102	NONSCHEDULED	440						
103	ALL SERVICES	61639	266.10	7.43	152.27		152.27	425.80
104								
105	EA DOMESTIC-----SCHEDULED	18824	38.38		7.39	.45	7.84	46.22
106								
107	GG DOMESTIC-----SCHEDULED	5616						
108								
109	DC DOMESTIC-----SCHEDULED	146921	39.11	2.76				41.87
110	NONSCHEDULED	224						
111	ALL SERVICES	147145	39.11	2.76				41.87
112								

TABLE 4
 ENPLANED REVENUE PASSENGERS, ENPLANED REVENUE TONS OF CARGO AND MAIL, AND AIR TRAFFIC
 HUB CLASSIFICATIONS, BY TYPE OF OPERATION, BY TYPE OF SERVICE, BY COMMUNITY, AND BY CARRIER

12 MONTHS ENDED DECEMBER 31, 1980

L i n e No.	Area, state or country Community (Airport name) Carrier Type of operation Type of service Hub type and percent of enplanements	Enplaned passengers	Enplaned revenue tons					Total cargo and mail
			Freight	Express	U.S. Mail		Foreign mail	
					Priority	Nonpriority		
1	2	3	4	5	6	7	8	9
1	REMO INTL (CONT.)							
2	PS DOMESTIC-----SCHEDULED	82350	23.94		21.66		21.66	45.60
3								
4	RM DOMESTIC-----SCHEDULED	64058	109.50	1.91	34.14		34.14	145.55
5	NONSCHEDULED	1368						
6	ALL SERVICES	65426	109.50	1.91	34.14		34.14	145.55
7								
8	RM DOMESTIC-----SCHEDULED	20406	44.86	1.24	30.20		30.20	76.30
9								
10	TW DOMESTIC-----SCHEDULED	20576	5.70		38.12		38.12	43.82
11	NONSCHEDULED	182						
12	ALL SERVICES	20758	5.70		38.12		38.12	43.82
13								
14	UA DOMESTIC-----SCHEDULED	500854	535.20	61.20	1170.98	.09	1171.07	1767.47
15	NONSCHEDULED	4042						
16	ALL SERVICES	504896	535.20	61.20	1170.98	.09	1171.07	1767.47
17								
18	WA DOMESTIC-----SCHEDULED	51400	114.47	2.05	51.73	.01	51.74	168.26
19								
20	COMMUNITY TOTAL							
21	DOMESTIC-----SCHEDULED	1156074	1438.14	83.65	1772.29	.76	1773.05	3294.84
22	NONSCHEDULED	8765						
23	ALL SERVICES	1164839	1438.14	83.65	1772.29	.76	1773.05	3294.84
24								
25								
26								
27	NEW HAMPSHIRE							
28								
29								
30								
31	KEENE N 0.00							
32	(DILLANT-HOPKINS)							
33	NE DOMESTIC-----SCHEDULED	7698	13.00		.61		.61	13.61
34	NONSCHEDULED	19						
35	ALL SERVICES	7717	13.00		.61		.61	13.61
36								
37								
38	LEBANON/WHITE RIVER JUNCTION N C.00							
39	(LEBANON REGIONAL)							
40	NE DOMESTIC-----SCHEDULED	34633	28.78		26.13		26.13	54.91
41	NONSCHEDULED	1						
42	ALL SERVICES	34634	28.78		26.13		26.13	54.91
43								
44								
45								
46								
47	MANCHESTER/CONCORD N 0.00							
48	(MUNICIPAL)							
49	DL DOMESTIC-----SCHEDULED	10986	62.23	.68	62.45		62.45	125.36
50								
51								
52								
53	NEW JERSEY							
54								
55								
56								
57	ATLANTIC CITY N 0.00							
58	(NAFEC ATLANTIC CITY/POMONA)							
59	AL DOMESTIC-----SCHEDULED	1321						
60								
61								
62								
63	NEWARK L 1.49							
64	(NEWARK)							
65	AA DOMESTIC-----SCHEDULED	186366	573.26	238.86	237.83	51.54	289.37	1101.49
66	NONSCHEDULED	6355						
67	ALL SERVICES	192721	573.26	238.86	237.83	51.54	289.37	1101.49
68								
69	AA INTERNATIONAL--SCHEDULED	163157	903.21		232.00	5.73	237.73	1140.94
70								
71	AA TOTAL-----SCHEDULED	269523	1476.47	238.86	469.83	57.27	527.10	2242.43
72	NONSCHEDULED	6355						
73	ALL SERVICES	255878	1476.47	238.86	469.83	57.27	527.10	2242.43
74								
75	AK DOMESTIC-----SCHEDULED	20088	.50					.50
76								
77	AL DOMESTIC-----SCHEDULED	376730	1157.71	24.18	2235.99		2235.99	3417.88
78	NONSCHEDULED	91						
79	ALL SERVICES	376821	1157.71	24.18	2235.99		2235.99	3417.88
80								
81	AM DOMESTIC-----SCHEDULED	168304	2682.62	26.47	2296.11		2296.11	5005.20
82	NONSCHEDULED	179						
83	ALL SERVICES	168483	2682.62	26.47	2296.11		2296.11	5005.20
84								
85	CO DOMESTIC-----SCHEDULED	141328	413.49	1.10	200.63		200.63	615.22
86								
87	DL DOMESTIC-----SCHEDULED	325819	2103.91	82.76	1429.00		1429.00	3615.67
88								
89	DL INTERNATIONAL--SCHEDULED	184	.17					.17
90								
91	DL TOTAL-----SCHEDULED	326003	2104.08	82.76	1429.00		1429.00	3615.84
92								
93	EA DOMESTIC-----SCHEDULED	1263674	4451.83	821.49	2654.21	667.90	3322.11	8595.43
94								
95	EA INTERNATIONAL--SCHEDULED	124044	374.94	16.55	165.80	.36	166.16	557.65
96								
97	EA TOTAL-----SCHEDULED	1387738	4826.77	838.04	2820.01	668.26	3488.27	9153.08
98								
99	MC DOMESTIC-----SCHEDULED	1795	.23					.23
100	NONSCHEDULED	718	.21					.21
101	ALL SERVICES	2513	.44					.44
102								
103	MD DOMESTIC-----SCHEDULED	2141						
104								
105	MM DOMESTIC-----SCHEDULED	168913	684.64	39.82	1003.21	881.29	1884.50	2608.96
106	NONSCHEDULED	101						
107	ALL SERVICES	169014	684.64	39.82	1003.21	881.29	1884.50	2608.96
108								
109	PA DOMESTIC-----SCHEDULED	194431	607.90	17.73	380.85	1.56	382.41	1008.39
110	NONSCHEDULED	3826						
111	ALL SERVICES	198257	607.90	17.73	380.85	1.56	382.41	1008.39
112								

TABLE 6
 ENPLANED REVENUE PASSENGERS, ENPLANED REVENUE TONS OF CARGO AND MAIL, AND AIR TRAFFIC
 HUB CLASSIFICATIONS, BY TYPE OF OPERATION, BY TYPE OF SERVICE, BY COMMUNITY, AND BY CARRIER
 12 MONTHS ENDED DECEMBER 31, 1980

No.	Area, state or country Community (Airport name) Carrier Type of operation Type of service Hub type and percent of enplanements	Enplaned passengers	Enplaned revenue tons					
			Freight	Express	U. S. Mail		Foreign mail	Total cargo and mail
					Priority	Nonpriority		
1	2	3	4	5	6	7	8	9
1	NEWARK (CONT.)							
2	P1 DOMESTIC-----SCHEDULED	160672	472.47	9.31	323.54	323.54		805.32
3	NONSCHEDULED	197						
4	ALL SERVICES	160869	472.47	9.31	323.54	323.54		805.32
5	TW DOMESTIC-----SCHEDULED	361453	1669.31	3.45	1225.00	1482.67		4380.43
6	NONSCHEDULED	101						
7	ALL SERVICES	361554	1669.31	3.45	1225.00	1482.67		4380.43
8	TW INTERNATIONAL--SCHEDULED				1.02	1.02		1.02
9	TW TOTAL-----SCHEDULED	361453	1669.31	3.45	1226.02	1482.67		4381.45
10	NONSCHEDULED	101						
11	ALL SERVICES	361554	1669.31	3.45	1226.02	1482.67		4381.45
12	UA DOMESTIC-----SCHEDULED	618754	13257.79	316.40	2885.62	4570.59		21030.40
13	NONSCHEDULED	11666						
14	ALL SERVICES	630420	13257.79	316.40	2885.62	4570.59		21030.40
15	UK DOMESTIC-----SCHEDULED	4904						
16	COMMUNITY TOTAL							
17	DOMESTIC-----SCHEDULED	3955372	28075.66	1581.57	14871.99	7655.55	-.55	52185.32
18	NONSCHEDULED	23234	-.21					-.21
19	ALL SERVICES	3978606	28075.87	1581.57	14871.99	7655.55	-.55	52185.53
20	INTERNATIONAL--SCHEDULED	227405	1278.32	16.55	398.82	6.09		1699.78
21	TOTAL-----SCHEDULED	4142777	29353.98	1598.12	15270.81	7661.64	-.55	53885.10
22	NONSCHEDULED	23234	-.21					-.21
23	ALL SERVICES	4206011	29354.19	1598.12	15270.81	7661.64	-.55	53885.31
24	NEW MEXICO							
25	ALAMOGORDO/MULLOMAN AFB (ALAMOGORDO MUNI)							
26	ZV DOMESTIC-----SCHEDULED	1210	5.09					5.09
27	ALBUQUERQUE (ALBUQUERQUE SUNPKT/KIRTLND AFB)							
28	AA DOMESTIC-----SCHEDULED	111959	179.82	4.42	511.81	1.26	513.07	697.31
29	CO DOMESTIC-----SCHEDULED	227647	718.67	.85	771.62		771.62	1491.14
30	FA DOMESTIC-----SCHEDULED	52654	62.15	2.33	193.55	4.05	197.60	262.08
31	FL DOMESTIC-----SCHEDULED	156170	446.06	9.20	539.96		539.96	995.22
32	TI DOMESTIC-----SCHEDULED	136137	141.82		305.97		305.97	447.79
33	NONSCHEDULED	260						
34	ALL SERVICES	136397	141.82		305.97		305.97	447.79
35	TW DOMESTIC-----SCHEDULED	322217	645.92	2.28	506.60	264.17	770.77	1418.97
36	WA DOMESTIC-----SCHEDULED	52772						
37	ZV DOMESTIC-----SCHEDULED	27884	130.80	2.14	48.03		48.03	180.97
38	COMMUNITY TOTAL							
39	DOMESTIC-----SCHEDULED	1127440	2325.24	21.22	2877.54	269.48	3147.02	5493.48
40	NONSCHEDULED	260						
41	ALL SERVICES	1127700	2325.24	21.22	2877.54	269.48	3147.02	5493.48
42	CARLSBAD (CAVERN CITY AIR TERM.)							
43	ZV DOMESTIC-----SCHEDULED	3290	8.57	.04				8.61
44	CLEVELAND (CLEVELAND MUNI)							
45	ZV DOMESTIC-----SCHEDULED	4626	5.89	.01				5.90
46	FARMINGTON (FARMINGTON MUNI)							
47	FL DOMESTIC-----SCHEDULED	43859	103.59	1.86	8.52		8.52	113.97
48	GALLUP (SENATOR CLARKE FIELD)							
49	DP DOMESTIC-----SCHEDULED	35	.02					.02
50	FL DOMESTIC-----SCHEDULED	6247	10.69	.05	6.80		6.80	17.54
51	COMMUNITY TOTAL							
52	DOMESTIC-----SCHEDULED	6282	10.71	.05	6.80		6.80	17.56
53	HARRIS (HARRIS COUNTY/HARRIS)							
54	ZV DOMESTIC-----SCHEDULED	4139	31.33	.56	.02		.02	31.91
55	ROSWELL (INDUSTRIAL AIR CENTER)							
56	ZV DOMESTIC-----SCHEDULED	14362	46.33	.16	.48		.48	46.97

TABLE 6
ENPLANED REVENUE PASSENGERS, ENPLANED REVENUE TONS OF CARGO AND MAIL, AND AIR TRAFFIC
HUB CLASSIFICATIONS, BY TYPE OF OPERATION, BY TYPE OF SERVICE, BY COMMUNITY, AND BY CARRIER

12 MONTHS ENDED DECEMBER 31, 1980

Line No.	Area, state or country Community (Airport name) Carrier Type of operation Type of service Hub type and percent of enplanements	Enplaned passengers	Enplaned revenue tons					
			Freight	Express	U. S. Mail		Foreign mail	Total cargo and mail
					Priority	Nonpriority		
2		3	4	5	6	7	8	9
1	NEW MEXICO (CONT.)							
2	SILVER CITY/HURLEY/DeMING N C.00							
3	(SILVER CITY & GRANT CO.)							
4	ZV DOMESTIC-----SCHEDULED	1204	3.16	.03				3.19
5								
6								
7								
8	NEW YORK							
9								
10								
11								
12	ALBANY S C.23							
13	(ALBANY COUNTY)							
14	AA DOMESTIC-----SCHEDULED	111828	224.65	18.57	388.29	.21	388.50	631.72
15								
16	AL DOMESTIC-----SCHEDULED	381582	547.53	7.51	771.59		771.59	1326.63
17								
18	HN DOMESTIC-----SCHEDULED	17239	21.88		80.35		80.35	102.23
19		153						
20	NONSCHEDULED ALL SERVICES	17392	21.88		80.35		80.35	102.23
21								
22	FA DOMESTIC-----SCHEDULED	120815	108.21	5.50	151.67	1.52	153.19	266.90
23								
24	NC DOMESTIC-----SCHEDULED	23305	15.63					15.63
25								
26	TW DOMESTIC-----SCHEDULED	4213	.45		10.04		10.04	10.49
27								
28	COMMUNITY TOTAL							
29	DOMESTIC-----SCHEDULED	656982	918.35	31.58	1401.94	1.73	1403.67	2353.60
30		153						
31	NONSCHEDULED ALL SERVICES	659135	918.35	31.58	1401.94	1.73	1403.67	2353.60
32								
33								
34								
35	BINGHAMTON/ENDUCT/JHNSN CTY N C.00							
36	(ARROUPE COUNTY)							
37	AK DOMESTIC-----SCHEDULED	2174						
38								
39	AL DOMESTIC-----SCHEDULED	64888	86.65	.23	1.38		1.38	88.26
40		43						
41	NONSCHEDULED ALL SERVICES	44931	86.65	.23	1.38		1.38	88.26
42								
43	NC DOMESTIC-----SCHEDULED	7651						
44								
45	COMMUNITY TOTAL							
46	DOMESTIC-----SCHEDULED	74713	86.65	.23	1.38		1.38	88.26
47		43						
48	NONSCHEDULED ALL SERVICES	74756	86.65	.23	1.38		1.38	88.26
49								
50								
51								
52	BUFFALO/NTAGARA FALLS M C.54							
53	(GREATER BUFFALO INTERNATIONAL)							
54	AA DOMESTIC-----SCHEDULED	333669	2102.51	80.39	568.70	1685.09	2253.79	4436.69
55		185						
56	NONSCHEDULED ALL SERVICES	333854	2102.51	80.39	568.70	1685.09	2253.79	4436.69
57								
58	AL DOMESTIC-----SCHEDULED	868643	3868.20	100.03	2592.20		2592.20	6560.43
59		1424						
60	NONSCHEDULED ALL SERVICES	870067	3868.20	100.03	2592.20		2592.20	6560.43
61								
62	FA DOMESTIC-----SCHEDULED	123935	1617.27	143.91	500.80	244.79	745.59	2506.77
63		84						
64	NONSCHEDULED ALL SERVICES	124019	1617.27	143.91	500.80	244.79	745.59	2506.77
65								
66	RC DOMESTIC-----NONSCHEDULED	84						
67								
68	TW DOMESTIC-----SCHEDULED	16687	50.08		275.28		275.28	325.36
69								
70	UA DOMESTIC-----SCHEDULED	186676	771.21	35.16	740.19		740.19	1546.56
71		269						
72	NONSCHEDULED ALL SERVICES	194945	771.21	35.16	740.19		740.19	1546.56
73								
74	UR DOMESTIC-----SCHEDULED	657						
75								
76	COMMUNITY TOTAL							
77	DOMESTIC-----SCHEDULED	1530247	8409.27	359.49	4677.17	1929.88	6607.05	15375.81
78		10046						
79	NONSCHEDULED ALL SERVICES	1546313	8409.27	359.49	4677.17	1929.88	6607.05	15375.81
80								
81								
82								
83	ELMIRA/CORNING N C.00							
84	(CHEMUNG COUNTY)							
85	AK DOMESTIC-----SCHEDULED	1972	.20					.20
86								
87	AL DOMESTIC-----SCHEDULED	73394	85.98	.39	.54		.54	86.91
88								
89	ND DOMESTIC-----SCHEDULED	1195						
90								
91	COMMUNITY TOTAL							
92	DOMESTIC-----SCHEDULED	76561	86.18	.39	.54		.54	87.11
93								
94								
95								
96	ISLIP, LONG ISLAND N C.00							
97	(LONG ISLAND-MACARTHUR)							
98	AA DOMESTIC-----SCHEDULED	2706	3.00					3.00
99								
100	AK DOMESTIC-----SCHEDULED	614						
101								
102	AL DOMESTIC-----SCHEDULED	54887	59.46	1.27	1.28		1.28	62.01
103								
104	NC DOMESTIC-----SCHEDULED	2442	.22					.22
105		441	.07					.07
106	NONSCHEDULED ALL SERVICES	2883	.29					.29
107								
108	ND DOMESTIC-----SCHEDULED	801						
109								
110								
111								
112								

TABLE 4
ENPLANED REVENUE PASSENGERS, ENPLANED REVENUE TONS OF CARGO AND MAIL, AND AIR TRAFFIC
HUB CLASSIFICATIONS, BY TYPE OF OPERATION, BY TYPE OF SERVICE, BY COMMUNITY, AND BY CARRIER
12 MONTHS ENDED DECEMBER 31, 1980

Line No.	Area, state or country Community (Airport name) Carrier Type of operation Type of service Hub type and percent of enplanements	Enplaned passengers	Enplaned revenue tons						
			Freight	Express	U. S. Mail		Foreign mail	Total cargo and mail	
					Priority	Nonpriority	Total		
1	COMMUNITY TOTAL								
2	DOMESTIC-----SCHEDULED	61450	62.68	1.27	1.28		1.28		65.23
3	NONSCHEDULED	441	.07						.07
4	ALL SERVICES	61891	62.75	1.27	1.28		1.28		65.30
5									
6									
7									
8									
9	ITHACA/CORTLAND N 0.00								
10	(TONPKINS COUNTY)								
11	AL DOMESTIC-----SCHEDULED	55481	31.40	.15	.71		.71		32.26
12	UR DOMESTIC-----SCHEDULED	3636	1.00						1.00
13									
14									
15	COMMUNITY TOTAL								
16	DOMESTIC-----SCHEDULED	59117	32.40	.15	.71		.71		33.26
17									
18									
19									
20	LIBERTY/MONTICELLO N 0.00								
21	(SULLIVAN COUNTY INTERNATIONAL)								
22	NC DOMESTIC-----SCHEDULED	429	.09						.09
23	NONSCHEDULED	292	.09						.09
24	ALL SERVICES	721	.18						.18
25									
26									
27									
28	NEW YORK L 6.22								
29	(JOHN F. KENNEDY INTL) 3.24								
30	AA DOMESTIC-----SCHEDULED	843927	55939.06	593.00	2379.24	5676.05	8055.29		64587.35
31	NONSCHEDULED	22047							
32	ALL SERVICES	865974	55939.06	593.00	2379.24	5676.05	8055.29		64587.35
33									
34	AA INTERNATIONAL--SCHEDULED	862835	29300.52		1924.99	811.19	2736.18		32036.70
35	NONSCHEDULED	10559	.43						.43
36	ALL SERVICES	813394	29300.95		1924.99	811.19	2736.18		32037.13
37									
38	AA TOTAL-----SCHEDULED	1646762	85239.58	593.00	4304.23	6487.24	10791.47		96024.05
39	NONSCHEDULED	32606	.43						.43
40	ALL SERVICES	1679368	85240.01	593.00	4304.23	6487.24	10791.47		96024.48
41									
42	AL DOMESTIC-----SCHEDULED	228317	1171.16	26.94	1623.63		1623.63		2821.73
43	NONSCHEDULED	45							
44	ALL SERVICES	228362	1171.16	26.94	1623.63		1623.63		2821.73
45									
46	BN DOMESTIC-----SCHEDULED	140208	2546.10	9.71	2567.85		2567.85		5123.66
47	NONSCHEDULED	572							
48	ALL SERVICES	140780	2546.10	9.71	2567.85		2567.85		5123.66
49									
50	BN INTERNATIONAL--SCHEDULED	42001	303.89		121.40		121.40		425.29
51	NONSCHEDULED	97							
52	ALL SERVICES	42098	303.89		121.40		121.40		425.29
53									
54	BN TOTAL-----SCHEDULED	182209	2849.99	9.71	2689.25		2689.25		5548.95
55	NONSCHEDULED	669							
56	ALL SERVICES	182878	2849.99	9.71	2689.25		2689.25		5548.95
57									
58	DL DOMESTIC-----SCHEDULED	601599	6742.97	199.72	6763.18		6763.18		13705.87
59	NONSCHEDULED	69							
60	ALL SERVICES	601668	6742.97	199.72	6763.18		6763.18		13705.87
61									
62	DL INTERNATIONAL--SCHEDULED	38854	446.38		25.14		25.14		471.52
63									
64	DL TOTAL-----SCHEDULED	640453	7189.35	199.72	6788.32		6788.32		14177.39
65	NONSCHEDULED	69							
66	ALL SERVICES	640522	7189.35	199.72	6788.32		6788.32		14177.39
67									
68	EA DOMESTIC-----SCHEDULED	1222842	11713.89	417.62	3623.72	3373.32	6997.04		19128.55
69	NONSCHEDULED	240							
70	ALL SERVICES	1223082	11713.89	417.62	3623.72	3373.32	6997.04		19128.55
71									
72	EA INTERNATIONAL--SCHEDULED	391386	8707.00	109.29	734.20	568.12	1302.32		10118.61
73									
74	EA TOTAL-----SCHEDULED	1614228	20420.89	526.91	4357.92	3941.44	8299.36		29247.16
75	NONSCHEDULED	240							
76	ALL SERVICES	1614468	20420.89	526.91	4357.92	3941.44	8299.36		29247.16
77									
78	FT DOMESTIC-----SCHEDULED		63080.05	436.86	1768.54	6.51	1775.05		65291.96
79	NONSCHEDULED		171.35						171.35
80	ALL SERVICES		63251.40	436.86	1768.54	6.51	1775.05		65463.31
81									
82	FT INTERNATIONAL--SCHEDULED		9222.54		701.96	1199.46	1901.42		11123.96
83	NONSCHEDULED	1788	1398.55						1398.55
84	ALL SERVICES	1788	10621.09		701.96	1199.46	1901.42		12522.51
85									
86	FT TOTAL-----SCHEDULED		72302.59	436.86	2470.50	1205.97	3676.47		76415.92
87	NONSCHEDULED	1788	1569.90						1569.90
88	ALL SERVICES	1788	73972.49	436.86	2470.50	1205.97	3676.47		77985.82
89									
90	MW DOMESTIC-----SCHEDULED	167490	20118.67	35.37	2340.41	2894.04	5234.45	111.27	25499.76
91	NONSCHEDULED		117.25						117.25
92	ALL SERVICES	167490	20235.92	35.37	2340.41	2894.04	5234.45	111.27	25617.01
93									
94	MW INTERNATIONAL--SCHEDULED	64028	1767.43		753.61	7.85	761.46	.37	2529.26
95									
96	MW TOTAL-----SCHEDULED	231518	21886.10	35.37	3094.02	2901.89	5995.91	111.64	28029.02
97	NONSCHEDULED		117.25						117.25
98	ALL SERVICES	231518	22003.35	35.37	3094.02	2901.89	5995.91	111.64	28146.27
99									
100	PA DOMESTIC-----SCHEDULED	833089	23750.15	95.00	2885.16	59.52	2944.68	11.43	26801.26
101	NONSCHEDULED	5699							
102	ALL SERVICES	838788	23750.15	95.00	2885.16	59.52	2944.68	11.43	26801.26
103									
104	PA INTERNATIONAL--SCHEDULED	800573	47962.28	4.48	8351.06	1427.11	9778.17	16.03	57760.96
105	NONSCHEDULED	73164	6151.53						6151.53
106	ALL SERVICES	873737	54113.81	4.48	8351.06	1427.11	9778.17	16.03	63912.49
107									
108	PA TOTAL-----SCHEDULED	1633662	71712.43	99.48	11236.22	1486.63	12722.85	27.46	84562.22
109	NONSCHEDULED	78867	6151.53						6151.53
110	ALL SERVICES	1712529	77863.96	99.48	11236.22	1486.63	12722.85	27.46	90713.75
111									
112									

TABLE 4
 ENPLANED REVENUE PASSENGERS, ENPLANED REVENUE TONS OF CARGO AND MAIL, AND AIR TRAFFIC
 HUB CLASSIFICATIONS, BY TYPE OF SERVICE, BY COMMUNITY, AND BY CARRIER
 12 MONTHS ENDED DECEMBER 31, 1980

Line No.	Area, state or country Community (Airport name) Carrier Type of operation Type of service Hub type and percent of enplanements	Enplaned passengers	Enplaned revenue tons						
			Freight	Express	U. S. Mail		Foreign mail	Total cargo and mail	
					Priority	Nonpriority			Total
1	2	3	4	5	6	7	8	9	
1	JOHN F KENNEDY INTL (CONT.)								
2	PI DOMESTIC-----SCHEDULED	33917			125.19		125.19		125.19
3	NONSCHEDULED	77							
4	ALL SERVICES	33994			125.19		125.19		125.19
5	QH DOMESTIC-----SCHEDULED	100649	4659.90	11.20	22575.60		22575.60		27246.70
6	NONSCHEDULED	3063							
7	ALL SERVICES	103132	4659.90	11.20	22575.60		22575.60		27246.70
8	QH INTERNATIONAL--SCHEDULED	4626							
9	NONSCHEDULED	1168							
10	ALL SERVICES	5794							
11	RD DOMESTIC-----SCHEDULED		4708.74						4708.74
12	NONSCHEDULED		1830.21						1830.21
13	ALL SERVICES		6538.95						6538.95
14	RD INTERNATIONAL--SCHEDULED		7.60						7.60
15	NONSCHEDULED		139.50						139.50
16	ALL SERVICES		147.10						147.10
17	RD TOTAL-----SCHEDULED		4716.34						4716.34
18	NONSCHEDULED		1969.71						1969.71
19	ALL SERVICES		6686.05						6686.05
20	SR DOMESTIC-----SCHEDULED		8724.97	213.39					8938.36
21	SR INTERNATIONAL--SCHEDULED		21427.59		3116.90	3974.95	7091.85		34519.44
22	NONSCHEDULED		1211.68						1211.68
23	ALL SERVICES		28639.27		3116.90	3974.95	7091.85		35731.12
24	SR TOTAL-----SCHEDULED		36152.56	213.39	3116.90	3974.95	7091.85		43457.80
25	NONSCHEDULED		1211.68						1211.68
26	ALL SERVICES		37364.24	213.39	3116.90	3974.95	7091.85		44669.48
27	TV INTERNATIONAL--SCHEDULED	23880	61.88		90.00	21.00	111.00		172.88
28	TV DOMESTIC-----SCHEDULED	1127430	11087.46	1.95	2478.43	2270.17	4748.60		15838.01
29	NONSCHEDULED	174							
30	ALL SERVICES	1127604	11087.46	1.95	2478.43	2270.17	4748.60		15838.01
31	TW INTERNATIONAL--SCHEDULED	776937	14570.79		10082.21	102.09	10184.30	.52	24755.61
32	NONSCHEDULED	37							
33	ALL SERVICES	776974	14570.79		10082.21	102.09	10184.30	.52	24755.61
34	TW TOTAL-----SCHEDULED	1904367	25658.25	1.95	12560.64	2372.26	14932.90	.52	40593.62
35	NONSCHEDULED	211							
36	ALL SERVICES	1904578	25658.25	1.95	12560.64	2372.26	14932.90	.52	40593.62
37	UA DOMESTIC-----SCHEDULED	723851	23624.95	481.41	7359.63	4729.94	12089.57		36195.93
38	NONSCHEDULED	25960	13.31						13.31
39	ALL SERVICES	749811	23638.26	481.41	7359.63	4729.94	12089.57		36209.24
40	UR DOMESTIC-----SCHEDULED	6850							
41	AIRPORT TOTAL								
42	DOMESTIC-----SCHEDULED	6029589	237868.07	2522.17	56490.58	19009.55	75500.13	122.70	316013.07
43	NONSCHEDULED	57944	212.12						212.12
44	ALL SERVICES	6087535	240000.19	2522.17	56490.58	19009.55	75500.13	122.70	318165.19
45	INTERNATIONAL--SCHEDULED	2945120	139777.90	113.77	25901.47	8111.77	34013.24	16.92	173921.83
46	NONSCHEDULED	86817	8901.69						8901.69
47	ALL SERVICES	3031937	148679.59	113.77	25901.47	8111.77	34013.24	16.92	182823.52
48	TOTAL-----SCHEDULED	8974709	377445.97	2635.94	82392.05	27121.32	109513.37	139.62	489934.90
49	NONSCHEDULED	144763	11039.81						11039.81
50	ALL SERVICES	9119472	388679.78	2635.94	82392.05	27121.32	109513.37	139.62	500974.71
51	LA GUARDIA) 2.98								
52	AA DOMESTIC-----SCHEDULED	2016053	5222.19	651.58	7130.29	2077.26	9207.55		15081.32
53	NONSCHEDULED	87							
54	ALL SERVICES	2016140	5222.19	651.58	7130.29	2077.26	9207.55		15081.32
55	AL DOMESTIC-----SCHEDULED	415177	669.06	17.78	1311.00		1311.00		1997.84
56	NONSCHEDULED	86							
57	ALL SERVICES	415263	669.06	17.78	1311.00		1311.00		1997.84
58	AN DOMESTIC-----SCHEDULED	134491	336.30	.17	656.13		656.13		992.60
59	NONSCHEDULED	318							
60	ALL SERVICES	132809	336.30	.17	656.13		656.13		992.60
61	DL DOMESTIC-----SCHEDULED	660704	2441.82	169.11	3131.31		3131.31		5742.24
62	NONSCHEDULED	286							
63	ALL SERVICES	680990	2441.82	169.11	3131.31		3131.31		5742.24
64	EA DOMESTIC-----SCHEDULED	2851637	5247.69	491.75	4724.05	533.87	5257.92		10997.36
65	NONSCHEDULED	587							
66	ALL SERVICES	2892242	5247.69	491.75	4724.05	533.87	5257.92		10997.36
67	EA INTERNATIONAL--SCHEDULED	18				.59	.59		.59
68	EA TOTAL-----SCHEDULED	2851655	5247.69	491.75	4724.05	534.46	5258.51		10997.95
69	NONSCHEDULED	587							
70	ALL SERVICES	2892242	5247.69	491.75	4724.05	534.46	5258.51		10997.95
71	NF DOMESTIC-----SCHEDULED	60585	32.20		158.33		158.33		190.53
72	NONSCHEDULED	375							
73	ALL SERVICES	61360	32.20		158.33		158.33		190.53
74	ND DOMESTIC-----SCHEDULED	2835							
75	NW DOMESTIC-----SCHEDULED	183079	.56		1036.92		1036.92		1037.48
76	NY DOMESTIC-----SCHEDULED	6106							
77	EZ DOMESTIC-----SCHEDULED	21531	74.91	1.13	5.09	2.40	7.49		83.53
78	NONSCHEDULED	504							
79	ALL SERVICES	22035	74.91	1.13	5.09	2.40	7.49		83.53
80	PA DOMESTIC-----SCHEDULED	271484	3.84	.46	109.02	1.84	110.86		115.16
81	NONSCHEDULED	290							
82	ALL SERVICES	271974	3.84	.46	109.02	1.84	110.86		115.16

TABLE 6
 ENPLANED REVENUE PASSENGERS, ENPLANED REVENUE TONS OF CARGO AND MAIL, AND AIR TRAFFIC
 HUB CLASSIFICATIONS, BY TYPE OF OPERATION, BY TYPE OF SERVICE, BY COMMUNITY, AND BY CARRIER
 12 MONTHS ENDED DECEMBER 31, 1980

No.	Area, state or country Community (Airport name) Carrier Type of operation Type of service Hub type and percent of enplanements	Enplaned passengers	Enplaned revenue tons						
			Freight	Express	Priority	U. S. Mail Nonpriority	Total	Foreign mail	Total cargo and mail
		2	3	4	5	6	7	8	9
1	AA GUARDIA (CONT.)								
2	PI DOMESTIC-----SCHEDULED	283087	593.72	17.54	284.39		284.39		895.65
3	NONSCHEDULED	711							
4	ALL SERVICES	283798	593.72	17.54	284.39		284.39		895.65
5									
6	RC DOMESTIC-----SCHEDULED	196452	834.95	9.17	956.83		956.83		1800.95
7	NONSCHEDULED	97							
8	ALL SERVICES	196549	834.95	9.17	956.83		956.83		1800.95
9									
10	TM DOMESTIC-----SCHEDULED	882647	2252.99	104.99	3706.18	1378.03	5084.21		7442.19
11									
12	UA DOMESTIC-----SCHEDULED	322366	634.57	98.98	2244.70	492.18	2736.88		3470.43
13	NONSCHEDULED	607							
14	ALL SERVICES	322973	634.57	98.98	2244.70	492.18	2736.88		3470.43
15									
16	UR DOMESTIC-----SCHEDULED	10159	2.00						2.00
17	NONSCHEDULED	2							
18	ALL SERVICES	10161	2.00						2.00
19									
20	AIRPORT TOTAL								
21	DOMESTIC-----SCHEDULED	8356993	18346.80	1562.66	25454.24	4485.58	29939.82		49849.28
22	NONSCHEDULED	3950							
23	ALL SERVICES	8400943	18346.80	1562.66	25454.24	4485.58	29939.82		49849.28
24									
25	INTERNATIONAL--SCHEDULED	18				.59	.59		.59
26									
27	TOTAL-----SCHEDULED	8357011	18346.80	1562.66	25454.24	4486.17	29940.41		49849.87
28	NONSCHEDULED	3950							
29	ALL SERVICES	8400961	18346.80	1562.66	25454.24	4486.17	29940.41		49849.87
30									
31	COMMUNITY TOTAL BY CARRIER								
32	AA DOMESTIC-----SCHEDULED	2859980	61161.25	1244.58	9509.53	7753.31	17262.84		79668.67
33	NONSCHEDULED	22134							
34	ALL SERVICES	2882114	61161.25	1244.58	9509.53	7753.31	17262.84		79668.67
35									
36	AA INTERNATIONAL--SCHEDULED	802835	29300.52		1924.99	811.19	2736.18		32036.70
37	NONSCHEDULED	10559	.43						.43
38	ALL SERVICES	813394	29300.95		1924.99	811.19	2736.18		32037.13
39									
40	AA TOTAL-----SCHEDULED	3662815	90461.77	1244.58	11434.52	8564.50	19999.02		111705.37
41	NONSCHEDULED	32693	.43						.43
42	ALL SERVICES	3695508	90462.20	1244.58	11434.52	8564.50	19999.02		111705.80
43									
44	AL DOMESTIC-----SCHEDULED	643494	1840.22	44.72	2934.63		2934.63		4819.57
45	NONSCHEDULED	131							
46	ALL SERVICES	643625	1840.22	44.72	2934.63		2934.63		4819.57
47									
48	BN DOMESTIC-----SCHEDULED	272699	2882.40	9.88	3223.98		3223.98		6116.26
49	NONSCHEDULED	890							
50	ALL SERVICES	273589	2882.40	9.88	3223.98		3223.98		6116.26
51									
52	BN INTERNATIONAL--SCHEDULED	42001	303.89		121.40		121.40		425.29
53	NONSCHEDULED	97							
54	ALL SERVICES	42098	303.89		121.40		121.40		425.29
55									
56	BN TOTAL-----SCHEDULED	314700	3186.29	9.88	3345.38		3345.38		6541.55
57	NONSCHEDULED	987							
58	ALL SERVICES	315687	3186.29	9.88	3345.38		3345.38		6541.55
59									
60	DL DOMESTIC-----SCHEDULED	1282303	9184.79	368.83	9894.49		9894.49		19448.11
61	NONSCHEDULED	355							
62	ALL SERVICES	1282658	9184.79	368.83	9894.49		9894.49		19448.11
63									
64	DL INTERNATIONAL--SCHEDULED	38854	446.38		25.14		25.14		471.52
65									
66	DL TOTAL-----SCHEDULED	1321157	9631.17	368.83	9919.63		9919.63		19919.63
67	NONSCHEDULED	355							
68	ALL SERVICES	1321512	9631.17	368.83	9919.63		9919.63		19919.63
69									
70	EA DOMESTIC-----SCHEDULED	4114479	16961.58	909.37	8347.77	3907.19	12254.96		30125.91
71	NONSCHEDULED	827							
72	ALL SERVICES	4115306	16961.58	909.37	8347.77	3907.19	12254.96		30125.91
73									
74	EA INTERNATIONAL--SCHEDULED	351404	8707.00	109.29	734.20	568.71	1302.91		10119.20
75									
76	EA TOTAL-----SCHEDULED	4505883	25668.58	1018.66	9081.97	4475.90	13557.87		40245.11
77	NONSCHEDULED	827							
78	ALL SERVICES	4506710	25668.58	1018.66	9081.97	4475.90	13557.87		40245.11
79									
80	FT DOMESTIC-----SCHEDULED		63080.05	436.86	1788.54	6.51	1775.05		65291.96
81	NONSCHEDULED		171.35						171.35
82	ALL SERVICES		63251.40	436.86	1788.54	6.51	1775.05		65463.31
83									
84	FT INTERNATIONAL--SCHEDULED		9222.54		701.96	1199.46	1901.42		11123.96
85	NONSCHEDULED	1788	1398.55						1398.55
86	ALL SERVICES	1788	10621.09		701.96	1199.46	1901.42		12522.51
87									
88	FT TOTAL-----SCHEDULED		72302.59	436.86	2470.50	1205.97	3676.47		76415.92
89	NONSCHEDULED		1569.90						1569.90
90	ALL SERVICES		73872.49	436.86	2470.50	1205.97	3676.47		77985.82
91									
92	NE DOMESTIC-----SCHEDULED	80985	32.20		158.33		158.33		190.53
93	NONSCHEDULED	375							
94	ALL SERVICES	81360	32.20		158.33		158.33		190.53
95									
96	NO DOMESTIC-----SCHEDULED	2895							
97									
98	NW DOMESTIC-----SCHEDULED	390869	20119.23	35.37	3377.33	2894.04	6271.37	111.27	26537.24
99	NONSCHEDULED		117.25						117.25
100	ALL SERVICES	390989	20236.48	35.37	3377.33	2894.04	6271.37	111.27	26654.49
101									
102	NW INTERNATIONAL--SCHEDULED	64028	1767.43		753.61	7.85	761.46	.37	2529.26
103									
104	NW TOTAL-----SCHEDULED	414897	21886.66	35.37	4130.94	2901.89	7032.83	111.64	29064.50
105	NONSCHEDULED		117.25						117.25
106	ALL SERVICES	414897	22003.91	35.37	4130.94	2901.89	7032.83	111.64	29181.75
107									
108	NV DOMESTIC-----SCHEDULED	6106							
109									
110	OZ DOMESTIC-----SCHEDULED	21531	74.91	1.13	5.09	2.40	7.49		83.53
111	NONSCHEDULED	504							
112	ALL SERVICES	22035	74.91	1.13	5.09	2.40	7.49		83.53

TABLE 4
EXPLAINED REVENUE PASSENGERS, EXPLAINED REVENUE TONS OF CARGO AND MAIL, AND AIR TRAFFIC
HUB CLASSIFICATIONS, BY TYPE OF OPERATION, BY TYPE OF SERVICE, BY COMMUNITY, AND BY CARRIER
12 MONTHS ENDED DECEMBER 31, 1980

Line No.	Area, state or country Community (Airport name) Carrier Type of operation Type of service Hub type and percent of enplanements	Enplaned passengers	Explained revenue tons						
			Freight	Express	U. S. Mail		Foreign mail	Total cargo and mail	
					Priority	Nonpriority			Total
1	2	3	4	5	6	7	8	9	
1	COMMUNITY TOTAL BY CARRIER (CONT.)								
2	PA DOMESTIC-----SCHEDULED	1104773	23753.99	95.46	2994.18	61.36	3055.54	11.43	26916.42
3	NONSCHEDULED	5989							
4	ALL SERVICES	1110762	23753.99	95.46	2994.18	61.36	3055.54	11.43	26916.42
5	PA INTERNATIONAL--SCHEDULED	800573	47962.28	4.48	8351.06	1427.11	9778.17	16.03	57760.96
6	NONSCHEDULED	73168	6151.53						6151.53
7	ALL SERVICES	873741	54113.81	4.48	8351.06	1427.11	9778.17	16.03	63912.49
8	PA TOTAL-----SCHEDULED	1905346	71716.27	99.94	11345.24	1488.47	12833.71	27.46	84677.38
9	NONSCHEDULED	79157	6151.53						6151.53
10	ALL SERVICES	1984503	77867.80	99.94	11345.24	1488.47	12833.71	27.46	90828.91
11	PI DOMESTIC-----SCHEDULED	317004	593.72	17.54	409.58		409.58		1020.84
12	NONSCHEDULED	788							
13	ALL SERVICES	317792	593.72	17.54	409.58		409.58		1020.84
14	OH DOMESTIC-----SCHEDULED	100069	4659.90	11.20	22575.60		22575.60		27246.70
15	NONSCHEDULED	3063							
16	ALL SERVICES	103132	4659.90	11.20	22575.60		22575.60		27246.70
17	OH INTERNATIONAL--SCHEDULED	4626							
18	NONSCHEDULED	1168							
19	ALL SERVICES	5794							
20	OH TOTAL-----SCHEDULED	104695	4659.90	11.20	22575.60		22575.60		27246.70
21	NONSCHEDULED	4231							
22	ALL SERVICES	108926	4659.90	11.20	22575.60		22575.60		27246.70
23	RC DOMESTIC-----SCHEDULED	196452	834.95	9.17	956.83		956.83		1800.95
24	NONSCHEDULED	97							
25	ALL SERVICES	156549	834.95	9.17	956.83		956.83		1800.95
26	RD DOMESTIC-----SCHEDULED		4708.74						4708.74
27	NONSCHEDULED		1830.21						1830.21
28	ALL SERVICES		6538.95						6538.95
29	RD INTERNATIONAL--SCHEDULED		7.60						7.60
30	NONSCHEDULED		139.50						139.50
31	ALL SERVICES		147.10						147.10
32	RD TOTAL-----SCHEDULED		4716.34						4716.34
33	NONSCHEDULED		1969.71						1969.71
34	ALL SERVICES		6686.05						6686.05
35	SB DOMESTIC-----SCHEDULED		8724.97	213.39					8938.36
36	SB INTERNATIONAL--SCHEDULED		27427.59		3116.90	3974.95	7091.85		34519.44
37	NONSCHEDULED		1211.68						1211.68
38	ALL SERVICES		28639.27		3116.90	3974.95	7091.85		35731.12
39	SB TOTAL-----SCHEDULED		36152.56	213.39	3116.90	3974.95	7091.85		43457.80
40	NONSCHEDULED		1211.68						1211.68
41	ALL SERVICES		37364.24	213.39	3116.90	3974.95	7091.85		44669.48
42	TV INTERNATIONAL--SCHEDULED	23800	61.88		90.00	21.00	111.00		172.88
43	TM DOMESTIC-----SCHEDULED	2010077	13340.45	106.94	6184.61	3648.20	9832.81		23280.20
44	NONSCHEDULED	174							
45	ALL SERVICES	2010251	13340.45	106.94	6184.61	3648.20	9832.81		23280.20
46	TM INTERNATIONAL--SCHEDULED	776937	14570.79		10082.21	102.09	10184.30	.52	24755.61
47	NONSCHEDULED	37							
48	ALL SERVICES	776974	14570.79		10082.21	102.09	10184.30	.52	24755.61
49	TM TOTAL-----SCHEDULED	2787014	27911.24	106.94	16266.82	3750.29	20017.11	.52	48035.81
50	NONSCHEDULED	211							
51	ALL SERVICES	2787225	27911.24	106.94	16266.82	3750.29	20017.11	.52	48035.81
52	UA DOMESTIC-----SCHEDULED	1046217	24259.52	580.39	9604.33	5222.12	14826.45		39666.36
53	NONSCHEDULED	26567	13.31						13.31
54	ALL SERVICES	1072784	24272.83	580.39	9604.33	5222.12	14826.45		39679.67
55	UR DOMESTIC-----SCHEDULED	17009	2.00						2.00
56	NONSCHEDULED	2							
57	ALL SERVICES	17011	2.00						2.00
58	COMMUNITY TOTAL								
59	DOMESTIC-----SCHEDULED	14426582	256214.87	4084.83	81944.82	23495.13	105439.95	122.70	365862.35
60	NONSCHEDULED	61896	2132.12						2132.12
61	ALL SERVICES	14488478	258346.99	4084.83	81944.82	23495.13	105439.95	122.70	367994.47
62	INTERNATIONAL--SCHEDULED	2945138	139777.90	113.77	25901.47	8112.36	34013.83	16.92	173922.42
63	NONSCHEDULED	86817	8901.69						8901.69
64	ALL SERVICES	3031955	148679.59	113.77	25901.47	8112.36	34013.83	16.92	182824.11
65	TOTAL-----SCHEDULED	17371720	395992.77	4198.60	107846.29	31607.49	139453.78	139.62	539784.77
66	NONSCHEDULED	148713	11033.81						11033.81
67	ALL SERVICES	17520433	407026.58	4198.60	107846.29	31607.49	139453.78	139.62	550818.58
68	ODDENSBURG/WASSENA (ODDENSBURG MUN)	N 0.00							
69	NO DOMESTIC-----SCHEDULED		2633	27.40					27.40
70	(RICHARDS FIELD) NO DOMESTIC-----SCHEDULED	0.00	3479	5.60					5.60
71	COMMUNITY TOTAL BY CARRIER NO DOMESTIC-----SCHEDULED		4112	33.00					33.00
72	COMMUNITY TOTAL DOMESTIC-----SCHEDULED		4112	33.00					33.00
73	PLATTSBURG (CANTON CO)	N 0.00							
74	NO DOMESTIC-----SCHEDULED		4800	23.10	1.50		1.50		24.60

TABLE 6
ENPLANED REVENUE PASSENGERS, ENPLANED REVENUE TONS OF CARGO AND MAIL, AND AIR TRAFFIC
HUB CLASSIFICATIONS, BY TYPE OF OPERATION, BY TYPE OF SERVICE, BY COMMUNITY, AND BY CARRIER
12 MONTHS ENDED DECEMBER 31, 1980

Line No.	Area, state or country Community (Airport name) Carrier Type of operation Type of service Hub type and percent of enplanements	Enplaned passengers	Enplaned revenue tons					
			Freight	Express	Priority	U.S. Mail Nonpriority	Total	Foreign mail
1	2	3	4	5	6	7	8	9
1	NEW YORK (CONT.)							
2	POUGHKEEPSIE (CATTARAUGUS COUNTY)	N C.00						
3	NO DOMESTIC-----SCHEDULED	2507						
4								
5								
6								
7								
8	ROCHESTER (CATTARAUGUS COUNTY)	N C.30						
9	AA DOMESTIC-----SCHEDULED	256785	767.60	29.06	766.55	218.27	984.82	1781.48
10	NONSCHEDULED	82						
11	ALL SERVICES	256867	767.60	29.06	766.55	218.27	984.82	1781.48
12								
13	AL DOMESTIC-----SCHEDULED	350102	944.09	49.64	1321.31		1321.31	2315.04
14	NONSCHEDULED	259						
15	ALL SERVICES	350361	944.09	49.64	1321.31		1321.31	2315.04
16								
17	FA DOMESTIC-----SCHEDULED	49954	220.55	7.13	295.07	3.38	298.45	526.13
18								
19	NG DOMESTIC-----SCHEDULED	7120						
20								
21	UA DOMESTIC-----SCHEDULED	156589	413.45	20.62	645.31		645.31	1079.38
22	NONSCHEDULED	1589						
23	ALL SERVICES	158178	413.45	20.62	645.31		645.31	1079.38
24								
25	COMMUNITY TOTAL							
26	DOMESTIC-----SCHEDULED	868550	2345.69	106.45	3028.24	221.65	3249.89	5702.03
27	NONSCHEDULED	1930						
28	ALL SERVICES	870480	2345.69	106.45	3028.24	221.65	3249.89	5702.03
29								
30								
31								
32								
33	SARANAC LAKE/LAKE PLACID (ADIRONDACK)	N C.00						
34	NO DOMESTIC-----SCHEDULED	4354	12.60		1.20		1.20	13.80
35								
36								
37								
38								
39	SYRACUSE (CLARENCE F. HANCOCK)	N C.28						
40	AA DOMESTIC-----SCHEDULED	250976	1085.44	32.98	403.81	45.11	448.92	1567.34
41	NONSCHEDULED	514						
42	ALL SERVICES	251490	1085.44	32.98	403.81	45.11	448.92	1567.34
43								
44	AL DOMESTIC-----SCHEDULED	297953	436.42	17.34	522.44		522.44	976.20
45	NONSCHEDULED	282						
46	ALL SERVICES	298235	436.42	17.34	522.44		522.44	976.20
47								
48	EA DOMESTIC-----SCHEDULED	170669	708.36	39.20	523.14	1.61	524.75	1272.31
49								
50	FT DOMESTIC-----SCHEDULED		3808.36	66.41	152.43		152.43	4027.20
51								
52	NG DOMESTIC-----SCHEDULED	18246	44.50					44.50
53								
54	RC DOMESTIC-----SCHEDULED	19276	48.71	.13	28.30		28.30	77.14
55	NONSCHEDULED	198						
56	ALL SERVICES	19474	48.71	.13	28.30		28.30	77.14
57								
58	Tw DOMESTIC-----SCHEDULED	23319	35.97		98.42	.04	98.46	134.43
59								
60	UR DOMESTIC-----SCHEDULED	12803	4.00					4.00
61	NONSCHEDULED	8						
62	ALL SERVICES	12811	4.00					4.00
63								
64	COMMUNITY TOTAL							
65	DOMESTIC-----SCHEDULED	753242	6171.76	156.06	1728.54	46.76	1775.30	8103.12
66	NONSCHEDULED	1002						
67	ALL SERVICES	754244	6171.76	156.06	1728.54	46.76	1775.30	8103.12
68								
69								
70								
71								
72	UTICA/ROME (ONEIDA COUNTY)	N C.00						
73	UR DOMESTIC-----SCHEDULED	16861	5.00					5.00
74	NONSCHEDULED	8						
75	ALL SERVICES	16869	5.00					5.00
76								
77								
78								
79								
80	WATERTOWN (WATERTOWN MUNICIPAL)	N C.00						
81	NO DOMESTIC-----SCHEDULED	3015	8.60					8.60
82								
83								
84								
85								
86	WHITE PLAINS (WESTCHESTER COUNTY)	N C.00						
87	AK DOMESTIC-----SCHEDULED	1951	.20					.20
88								
89	NO DOMESTIC-----SCHEDULED	7623						
90								
91	OM DOMESTIC-----SCHEDULED	32641	11.70	15.00	1.10		1.10	27.80
92								
93	UK DOMESTIC-----SCHEDULED	3849						
94								
95	COMMUNITY TOTAL							
96	DOMESTIC-----SCHEDULED	45664	11.90	15.00	1.10		1.10	28.00
97								
98								
99								
100								
101	NORTH CAROLINA							
102								
103								
104	ASHEVILLE (ASHEVILLE MUNI)	S C.05						
105	PI DOMESTIC-----SCHEDULED	165085	365.45	24.51	342.32		342.32	732.28
106								
107								
108								
109								
110								
111								
112								

TABLE 6
ENPLANED REVENUE PASSENGERS, ENPLANED REVENUE TONS OF CARGO AND MAIL, AND AIR TRAFFIC
HUB CLASSIFICATIONS, BY TYPE OF OPERATION, BY TYPE OF SERVICE, BY COMMUNITY, AND BY CARRIER

12 MONTHS ENDED DECEMBER 31, 1980

Line No.	Apo. state or country Community (Airport name) Carrier Type of operation Hub type and percent of enplanements	Enplaned passengers	Enplaned revenue tons					Foreign mail	Total cargo and mail
			Freight	Express	U.S. Mail		Total		
					Priority	Nonpriority			
1	NORTH CAROLINA (CONT.)								
2	CHARLOTTE (DODDGE AS MUNI) M 0.52								
3	AK DOMESTIC-----SCHEDULED	3146	.20					.20	
4	DL DOMESTIC-----SCHEDULED	152933	1053.35	71.90	825.64		825.64	1950.89	
5	FA DOMESTIC-----SCHEDULED	946008	3814.65	261.54	5153.57	18.65	5172.22	9248.41	
6	FT DOMESTIC-----SCHEDULED		5147.77	41.07	379.19		379.19	5568.03	
7	PI DOMESTIC-----SCHEDULED	253358	1310.37	67.23	793.91		793.91	2171.51	
8	NONSCHEDULED	696							
9	ALL SERVICES	254054	1310.37	67.23	793.91		793.91	2171.51	
10	UA DOMESTIC-----SCHEDULED	32610	155.64	11.47	351.52	.52	352.04	519.15	
11	NONSCHEDULED	2036							
12	ALL SERVICES	34646	155.64	11.47	351.52	.52	352.04	519.15	
13	COMMUNITY TOTAL								
14	DOMESTIC-----SCHEDULED	1478055	11481.98	453.21	7503.83	19.17	7523.00	19458.19	
15	NONSCHEDULED	2732							
16	ALL SERVICES	1480787	11481.98	453.21	7503.83	19.17	7523.00	19458.19	
17									
18									
19									
20	FAYETTEVILLE (FAYETTEVILLE MUNI/GRANNIS FLD) N 0.00								
21	PI DOMESTIC-----SCHEDULED	133804	500.44	.33	120.96		120.96	621.73	
22	NONSCHEDULED	154							
23	ALL SERVICES	133958	500.44	.33	120.96		120.96	621.73	
24									
25									
26									
27	GREENSBORO/HIGH PT/WINSTON (GREENSBORO-HIGH PT-WINSTON REG.) M 0.25 0.24								
28	AK DOMESTIC-----SCHEDULED	2361							
29	DL DOMESTIC-----SCHEDULED	131570	586.65	61.89	890.77		890.77	1539.31	
30	NONSCHEDULED	153							
31	ALL SERVICES	131723	586.65	61.89	890.77		890.77	1539.31	
32	FA DOMESTIC-----SCHEDULED	306654	1097.54	278.76	1430.23	12.64	1442.87	2819.17	
33	PI DOMESTIC-----SCHEDULED	227204	764.74	4.31	462.96		462.96	1232.01	
34	NONSCHEDULED	454							
35	ALL SERVICES	227658	764.74	4.31	462.96		462.96	1232.01	
36	UA DOMESTIC-----SCHEDULED	26508	180.83	13.77	303.89	6.90	310.79	505.39	
37	NONSCHEDULED	1423							
38	ALL SERVICES	27931	180.83	13.77	303.89	6.90	310.79	505.39	
39	ATK/DKI TOTAL								
40	DOMESTIC-----SCHEDULED	656297	2629.76	358.73	3047.65	19.54	3107.39	6095.88	
41	NONSCHEDULED	2030							
42	ALL SERVICES	656327	2629.76	358.73	3047.65	19.54	3107.39	6095.88	
43									
44	(SMITH-REYNOLDS) C.01								
45	PI DOMESTIC-----SCHEDULED	33371	156.80	.11	6.82		6.82	163.73	
46	NONSCHEDULED	1688							
47	ALL SERVICES	35059	156.80	.11	6.82		6.82	163.73	
48									
49	COMMUNITY TOTAL BY CARRIER								
50	AK DOMESTIC-----SCHEDULED	2361							
51	DL DOMESTIC-----SCHEDULED	131570	586.65	61.89	890.77		890.77	1539.31	
52	NONSCHEDULED	153							
53	ALL SERVICES	131723	586.65	61.89	890.77		890.77	1539.31	
54	FA DOMESTIC-----SCHEDULED	306654	1097.54	278.76	1430.23	12.64	1442.87	2819.17	
55	PI DOMESTIC-----SCHEDULED	260575	921.54	4.42	469.78		469.78	1395.74	
56	NONSCHEDULED	2142							
57	ALL SERVICES	262717	921.54	4.42	469.78		469.78	1395.74	
58	UA DOMESTIC-----SCHEDULED	26508	180.83	13.77	303.89	6.90	310.79	505.39	
59	NONSCHEDULED	1423							
60	ALL SERVICES	27931	180.83	13.77	303.89	6.90	310.79	505.39	
61	COMMUNITY TOTAL								
62	DOMESTIC-----SCHEDULED	727668	2786.56	358.84	3094.67	19.54	3114.21	6259.61	
63	NONSCHEDULED	3718							
64	ALL SERVICES	731386	2786.56	358.84	3094.67	19.54	3114.21	6259.61	
65									
66	HICKORY (HICKORY MUNI) N 0.00								
67	PI DOMESTIC-----SCHEDULED	5928	19.77					19.77	
68	NONSCHEDULED	57							
69	ALL SERVICES	5985	19.77					19.77	
70									
71	JACKSONVILLE/CAMP LEJEUNE (ALBERT J. ELLIS) N 0.00								
72	PI DOMESTIC-----SCHEDULED	39894	52.17	.58				52.75	
73	NONSCHEDULED	173							
74	ALL SERVICES	40067	52.17	.58				52.75	
75									
76									
77	KINSTON (STALLINGS FIELD) N 0.00								
78	PI DOMESTIC-----SCHEDULED	48909	220.78	.03	144.60		144.60	365.41	
79	NONSCHEDULED	427							
80	ALL SERVICES	49336	220.78	.03	144.60		144.60	365.41	
81									
82									
83									
84									
85									
86									
87									
88									
89									
90									
91									
92									
93									
94									
95									
96									
97									
98									
99									
100									
101									
102									
103									
104									
105									
106									
107									
108									
109									
110									
111									
112									

TABLE 6
 ENPLANED REVENUE PASSENGERS, ENPLANED REVENUE TONS OF CARGO AND MAIL, AND AIR TRAFFIC
 HUB CLASSIFICATIONS, BY TYPE OF OPERATION, BY TYPE OF SERVICE, BY COMMUNITY, AND BY CARRIER

		12 MONTHS ENDED DECEMBER 31, 1980						
Line No.	Area, state or country Community (Airport name) Carrier Type of operation Type of service Hub type and percent of enplanements	Enplaned passengers	Enplaned revenue tons				Foreign mail	Total cargo and mail
			Freight	Express	U. S. Mail			
					Priority	Nonpriority		
1	NORTH CAROLINA (CONT.)							
2	NEW BERN/MOOREHEAD CTY/BEAUFORT N C.00							
3	(SIMMONS MUNI)							
4	AK DOMESTIC-----SCHEDULED	472						
5	VL DOMESTIC-----SCHEDULED	6453						
7	COMMUNITY TOTAL							
8	DOMESTIC-----SCHEDULED	6925						
13	RALEIGH/DURHAM M 0.30							
14	(RALEIGH-DURHAM)							
15	AK DOMESTIC-----SCHEDULED	5241	2.40					2.40
16	AL DOMESTIC-----SCHEDULED	62995	40.80	1.84	120.61		120.61	163.25
19	DL DOMESTIC-----SCHEDULED	158878	693.74	113.13	766.65		766.65	1573.52
20	NS DOMESTIC-----NONSCHEDULED	176						
21	ALL SERVICES	159054	693.74	113.13	766.65		766.65	1573.52
23	EA DOMESTIC-----SCHEDULED	441593	2339.51	184.77	1813.74	153.72	1967.46	4491.74
25	PI DOMESTIC-----SCHEDULED	117284	282.64	12.82	313.82		313.82	609.28
26	NS DOMESTIC-----NONSCHEDULED	2725						
27	ALL SERVICES	120009	282.64	12.82	313.82		313.82	609.28
29	UA DOMESTIC-----SCHEDULED	31087	285.52	17.46	326.42	.41	326.83	629.81
30	NS DOMESTIC-----NONSCHEDULED	1047						
31	ALL SERVICES	32134	285.52	17.46	326.42	.41	326.83	629.81
33	VL DOMESTIC-----SCHEDULED	4981						
35	COMMUNITY TOTAL							
36	DOMESTIC-----SCHEDULED	862059	3644.61	330.02	3341.24	154.13	3495.37	7470.00
37	NS DOMESTIC-----NONSCHEDULED	3948						
38	ALL SERVICES	866007	3644.61	330.02	3341.24	154.13	3495.37	7470.00
42	ROCKY MOUNT N 0.00							
43	(ROCKY MOUNT-WILSON)							
44	PI DOMESTIC-----SCHEDULED	519	2.67		.22		.22	2.89
48	S.O. PINES/PINNACREST/ABERDEEN N 0.00							
49	(PINNACREST-SOUTHERN PINES)							
50	VL DOMESTIC-----SCHEDULED	53						
54	WILMINGTON N 0.00							
55	(NEW HANOVER COUNTY)							
56	PI DOMESTIC-----SCHEDULED	78242	266.20	.23	75.65		75.65	342.08
63	NORTH DAKOTA							
64	BISMARCK/HANDAN S 0.06							
65	(BISMARCK MUNI)							
66	FL DOMESTIC-----SCHEDULED	49868	130.86	2.30	58.26		58.26	191.42
67	GO DOMESTIC-----SCHEDULED	3305	30.00					30.00
68	NM DOMESTIC-----SCHEDULED	58073	83.17	.77	203.91	1.59	205.50	289.44
69	RC DOMESTIC-----SCHEDULED	61644	85.17	.09	52.92	.02	52.94	138.20
70	NS DOMESTIC-----NONSCHEDULED	96						
71	ALL SERVICES	61740	85.17	.09	52.92	.02	52.94	138.20
72	ZM DOMESTIC-----SCHEDULED	2275	7.11					7.11
78	COMMUNITY TOTAL							
79	DOMESTIC-----SCHEDULED	175165	336.31	3.16	315.09	1.61	316.70	656.17
80	NS DOMESTIC-----NONSCHEDULED	96						
81	ALL SERVICES	175261	336.31	3.16	315.09	1.61	316.70	656.17
85	DEVILS LAKE N 0.00							
86	(DEVILS LAKE MUNI)							
87	RC DOMESTIC-----SCHEDULED	5308	8.98		2.01		2.01	10.99
91	DICKINSON N 0.00							
92	(DICKINSON)							
93	GO DOMESTIC-----SCHEDULED	611	1.00					1.00
97	FARGO/MOOREHEAD S 0.06							
98	(HECTOR FIELD)							
99	FL DOMESTIC-----SCHEDULED	26389	42.14	1.29	178.30		178.30	221.73
100	NM DOMESTIC-----SCHEDULED	77709	152.64	.02	388.33	3.98	392.31	544.97
101	NS DOMESTIC-----NONSCHEDULED	562						
102	ALL SERVICES	78271	152.64	.02	388.33	3.98	392.31	544.97
103	RC DOMESTIC-----SCHEDULED	74922	179.81	.08	219.37		219.37	399.26
104	NS DOMESTIC-----NONSCHEDULED	244						
105	ALL SERVICES	75166	179.81	.08	219.37		219.37	399.26
108	COMMUNITY TOTAL							
109	DOMESTIC-----SCHEDULED	179020	374.59	1.39	786.00	3.98	789.98	1145.96
110	NS DOMESTIC-----NONSCHEDULED	806						
111	ALL SERVICES	179826	374.59	1.39	786.00	3.98	789.98	1145.96

TABLE 6
ENPLANED REVENUE PASSENGERS, ENPLANED REVENUE TONS OF CARGO AND MAIL, AND AIR TRAFFIC
HUB CLASSIFICATIONS, BY TYPE OF OPERATION, BY TYPE OF SERVICE, BY COMMUNITY, AND BY CARRIER
12 MONTHS ENDED DECEMBER 31, 1980

Line No.	Area, state or country Community (Airport name) Carrier Type of operation Type of service Hub type and percent of enplanements	Enplaned passengers	Enplaned revenue tons						
			Freight	Express	U. S. Mail		Foreign mail	Total cargo and mail	
					Priority	Nonpriority			Total
1	2	3	4	5	6	7	8	9	
1	NORTH DAKOTA (CONT.)								
2	GRAND FORKS (CONT.)								
3	(GRAND FORKS INTERNATIONAL)								
4	FL DOMESTIC-----SCHEDULED	25072	59.03	3.88	164.12		164.12		227.03
5									
6	NI DOMESTIC-----SCHEDULED	27473	112.13	.37	11.49		11.49		123.99
7									
8	RC DOMESTIC-----SCHEDULED	42101	58.78		25.34		25.34		84.12
9		410							
10	NONSCHEDULED	42511	58.78		25.34		25.34		84.12
11									
12	COMMUNITY TOTAL								
13	DOMESTIC-----SCHEDULED	94646	229.94	4.25	200.95		200.95		435.14
14		410							
15	NONSCHEDULED	95056	229.94	4.25	200.95		200.95		435.14
16									
17									
18									
19	JAMESTOWN (CONT.)								
20	(JAMESTOWN MUNI)								
21	ZW DOMESTIC-----SCHEDULED	6349	19.29						19.29
22									
23									
24									
25	MINOT (CONT.)								
26	(MINOT INTERNATIONAL)								
27	FL DOMESTIC-----SCHEDULED	24400	84.48	.89	36.35		36.35		121.72
28									
29	RC DOMESTIC-----SCHEDULED	32878	84.26		45.51		45.51		129.77
30		991							
31	NONSCHEDULED	33869	84.26		45.51		45.51		129.77
32									
33	COMMUNITY TOTAL								
34	DOMESTIC-----SCHEDULED	57278	168.74	.89	81.86		81.86		251.49
35		991							
36	NONSCHEDULED	58269	168.74	.89	81.86		81.86		251.49
37									
38									
39									
40	WILLISTON (CONT.)								
41	(SLOUI IN FIELD INTERNATIONAL)								
42	FL DOMESTIC-----SCHEDULED	4498	22.13	.10	2.75		2.75		24.98
43									
44	GO DOMESTIC-----SCHEDULED	4654	12.00						12.00
45									
46	COMMUNITY TOTAL								
47	DOMESTIC-----SCHEDULED	9152	34.13	.10	2.75		2.75		36.98
48									
49									
50									
51	OHIO								
52									
53									
54									
55	AKRON/CANTON (CONT.)								
56	(AKRON-CANTON)								
57	AL DOMESTIC-----SCHEDULED	40156	64.97	10.62	51.81		51.81		127.40
58		194							
59	NONSCHEDULED	40350	64.97	10.62	51.81		51.81		127.40
60									
61	KC DOMESTIC-----SCHEDULED	3794			25415.00		25415.00		25415.00
62									
63	UA DOMESTIC-----SCHEDULED	58537	163.69	17.91	259.69		259.69		441.29
64		385							
65	NONSCHEDULED	58922	163.69	17.91	259.69		259.69		441.29
66									
67	COMMUNITY TOTAL								
68	DOMESTIC-----SCHEDULED	142487	228.66	28.53	25726.50		25726.50		25983.69
69		579							
70	NONSCHEDULED	143066	228.66	28.53	25726.50		25726.50		25983.69
71									
72									
73									
74	CINCINNATI (CONT.)								
75	(GREATER CINCINNATI)								
76	AA DOMESTIC-----SCHEDULED	323054	2842.24	48.87	1129.60	633.24	1762.84		4633.95
77									
78	AL DOMESTIC-----SCHEDULED	163503	451.63	8.05	901.43		901.43		1361.11
79		378							
80	NONSCHEDULED	163881	451.63	8.05	901.43		901.43		1361.11
81									
82	DL DOMESTIC-----SCHEDULED	536404	2985.60	39.13	1719.46		1719.46		4764.19
83									
84	FT DOMESTIC-----SCHEDULED		4852.00	82.13	189.76	1.08	190.84		5124.97
85			12.11						12.11
86	NONSCHEDULED		4864.11	82.13	189.76	1.08	190.84		5137.08
87									
88	FW DOMESTIC-----SCHEDULED	11426							
89		83							
90	NONSCHEDULED	11509							
91									
92	PI DOMESTIC-----SCHEDULED	59135	256.64	5.95	122.65		122.65		385.24
93		1012							
94	NONSCHEDULED	60147	256.64	5.95	122.65		122.65		385.24
95									
96	RC DOMESTIC-----SCHEDULED	65687	192.33	3.40	360.33		360.33		556.06
97		100							
98	NONSCHEDULED	65787	192.33	3.40	360.33		360.33		556.06
99									
100	TW DOMESTIC-----SCHEDULED	230856	580.09	7.00	822.76	510.68	1333.44		1920.53
101									
102	COMMUNITY TOTAL								
103	DOMESTIC-----SCHEDULED	1390065	12160.53	194.53	5245.99	1145.00	6390.99		18744.05
104		1573	12.11						12.11
105	NONSCHEDULED	1351638	12172.64	194.53	5245.99	1145.00	6390.99		18756.16
106									
107									
108									
109									
110									
111									
112									

TABLE 6
 ENPLANED REVENUE PASSENGERS, ENPLANED REVENUE TONS OF CARGO AND MAIL, AND AIR TRAFFIC
 HUB CLASSIFICATIONS, BY TYPE OF OPERATION, BY TYPE OF SERVICE, BY COMMUNITY, AND BY CARRIER
 12 MONTHS ENDED DECEMBER 31, 1980

No.	Area, state or country Community (Airport name) Carrier Type of operation Type of service Hub type and percent of enplanements	Enplaned passengers	Enplaned revenue tons					Foreign mail	Total cargo and mail
			Freight	Express	Priority	U.S. Mail Nonpriority	Total		
1	2	3	4	5	6	7	8	9	
2	OHIO (CONT.)								
3	CLEVELAND L 1.05								
4	(PIRKE LAKEFRONT) C.01								
5	Fw DOMESTIC-----SCHEDULED	45923							
6	NONSCHEDULED	288							
7	ALL SERVICES	46211							
8									
9	ML DOMESTIC-----SCHEDULED	4576							
10									
11	AIRPORT TOTAL								
12	DOMESTIC-----SCHEDULED	50499							
13	NONSCHEDULED	288							
14	ALL SERVICES	50787							
15									
16	(HOPKINS INTERNATIONAL) 1.04								
17	AA DOMESTIC-----SCHEDULED	379750	4239.75	322.32	1420.16	557.76	1977.92	6539.99	
18	NONSCHEDULED	345							
19	ALL SERVICES	380095	4239.75	322.32	1420.16	557.76	1977.92	6539.99	
20									
21	AL DOMESTIC-----SCHEDULED	243263	581.14	29.85	911.02		911.02	1522.01	
22	NONSCHEDULED	1535							
23	ALL SERVICES	244798	581.14	29.85	911.02		911.02	1522.01	
24									
25	BN DOMESTIC-----SCHEDULED	22228	111.83	4.23	110.88		110.88	226.94	
26	NONSCHEDULED	347							
27	ALL SERVICES	22575	111.83	4.23	110.88		110.88	226.94	
28									
29	DL DOMESTIC-----SCHEDULED	240878	1467.09	138.12	1215.96		1215.96	2821.17	
30	NONSCHEDULED	92							
31	ALL SERVICES	240970	1467.09	138.12	1215.96		1215.96	2821.17	
32									
33	EA DOMESTIC-----SCHEDULED	226981	789.23	115.84	996.25	128.09	1124.34	2029.41	
34	NONSCHEDULED	83							
35	ALL SERVICES	227064	789.23	115.84	996.25	128.09	1124.34	2029.41	
36									
37	EA INTERNATIONAL--SCHEDULED	7793	8.27	.73	10.35	.04	10.39	19.39	
38									
39	FA TOTAL-----SCHEDULED	234774	797.50	116.57	1006.60	128.13	1134.73	2048.80	
40	NONSCHEDULED	83							
41	ALL SERVICES	234857	797.50	116.57	1006.60	128.13	1134.73	2048.80	
42									
43	FT DOMESTIC-----SCHEDULED	8352.61	278.72	201.85		.06	201.91	8833.24	
44	NONSCHEDULED	44.18						44.18	
45	ALL SERVICES	8396.79	278.72	201.85		.06	201.91	8877.42	
46									
47	Fw DOMESTIC-----SCHEDULED	4781							
48	NONSCHEDULED	43							
49	ALL SERVICES	4824							
50									
51	ML DOMESTIC-----SCHEDULED	22831							
52									
53	NW DOMESTIC-----SCHEDULED	312325	1030.87	79.13	992.27	11.91	1004.18	2114.18	
54	NONSCHEDULED	533							
55	ALL SERVICES	312858	1030.87	79.13	992.27	11.91	1004.18	2114.18	
56									
57	RC DOMESTIC-----SCHEDULED	117331	549.96	10.01	489.58		489.58	1049.55	
58	NONSCHEDULED	130							
59	ALL SERVICES	117461	549.96	10.01	489.58		489.58	1049.55	
60									
61	TW DOMESTIC-----SCHEDULED	71942	282.05	10.44	290.64	44.76	335.40	627.89	
62	NONSCHEDULED	86							
63	ALL SERVICES	72028	282.05	10.44	290.64	44.76	335.40	627.89	
64									
65	UA DOMESTIC-----SCHEDULED	1245070	9257.60	829.95	4035.02	92.59	4127.61	14215.16	
66	NONSCHEDULED	2706							
67	ALL SERVICES	1247776	9257.60	829.95	4035.02	92.59	4127.61	14215.16	
68									
69	ZW DOMESTIC-----SCHEDULED	37374	24.06					24.06	
70									
71	AIRPORT TOTAL								
72	DOMESTIC-----SCHEDULED	2924754	26686.19	1818.61	10663.63	835.17	11498.80	40003.60	
73	NONSCHEDULED	5900	44.18					44.18	
74	ALL SERVICES	2930654	26730.37	1818.61	10663.63	835.17	11498.80	40047.78	
75									
76	INTERNATIONAL--SCHEDULED	7793	8.27	.73	10.35	.04	10.39	19.39	
77									
78	TOTAL-----SCHEDULED	2932547	26694.46	1819.34	10673.98	835.21	11509.19	40022.99	
79	NONSCHEDULED	5900	44.18					44.18	
80	ALL SERVICES	2938447	26738.64	1819.34	10673.98	835.21	11509.19	40067.17	
81									
82	COMMUNITY TOTAL BY CARRIER								
83	AA DOMESTIC-----SCHEDULED	379750	4239.75	322.32	1420.16	557.76	1977.92	6539.99	
84	NONSCHEDULED	345							
85	ALL SERVICES	380095	4239.75	322.32	1420.16	557.76	1977.92	6539.99	
86									
87	AL DOMESTIC-----SCHEDULED	243263	581.14	29.85	911.02		911.02	1522.01	
88	NONSCHEDULED	1535							
89	ALL SERVICES	244798	581.14	29.85	911.02		911.02	1522.01	
90									
91	BN DOMESTIC-----SCHEDULED	22228	111.83	4.23	110.88		110.88	226.94	
92	NONSCHEDULED	347							
93	ALL SERVICES	22575	111.83	4.23	110.88		110.88	226.94	
94									
95	DL DOMESTIC-----SCHEDULED	240878	1467.09	138.12	1215.96		1215.96	2821.17	
96	NONSCHEDULED	92							
97	ALL SERVICES	240970	1467.09	138.12	1215.96		1215.96	2821.17	
98									
99	EA DOMESTIC-----SCHEDULED	226981	789.23	115.84	996.25	128.09	1124.34	2029.41	
100	NONSCHEDULED	83							
101	ALL SERVICES	227064	789.23	115.84	996.25	128.09	1124.34	2029.41	
102									
103	EA INTERNATIONAL--SCHEDULED	7793	8.27	.73	10.35	.04	10.39	19.39	
104									
105	FA TOTAL-----SCHEDULED	234774	797.50	116.57	1006.60	128.13	1134.73	2048.80	
106	NONSCHEDULED	83							
107	ALL SERVICES	234857	797.50	116.57	1006.60	128.13	1134.73	2048.80	
108									
109	FT DOMESTIC-----SCHEDULED	8352.61	278.72	201.85		.06	201.91	8833.24	
110	NONSCHEDULED	44.18						44.18	
111	ALL SERVICES	8396.79	278.72	201.85		.06	201.91	8877.42	
112									

TABLE 6
ENPLANED REVENUE PASSENGERS, ENPLANED REVENUE TONS OF CARGO AND MAIL, AND AIR TRAFFIC
HUB CLASSIFICATIONS, BY TYPE OF OPERATION, BY TYPE OF SERVICE, BY COMMUNITY, AND BY CARRIER

12 MONTHS ENDED DECEMBER 31, 1980

Line No.	Area, state or country Community (Carrier name) Type of operation Type of service Hub type and percent of enplanements	Enplaned passengers	Enplaned revenue tons					Foreign mail	Total cargo and mail
			Freight	Express	Priority	U.S. Mail Nonpriority	Total		
1	2	3	4	5	6	7	8	9	
1	COMMUNITY TOTAL BY CARRIER (CONT.)								
2	FM DOMESTIC-----SCHEDULED	50704							
3	NONSCHEDULED	331							
4	ALL SERVICES	51035							
5									
6	ML DOMESTIC-----SCHEDULED	27407							
7									
8	NM DOMESTIC-----SCHEDULED	312325	1030.87	79.13	992.27	11.91	1004.18	2114.18	
9	NONSCHEDULED	533							
10	ALL SERVICES	312858	1030.87	79.13	992.27	11.91	1004.18	2114.18	
11									
12	RC DOMESTIC-----SCHEDULED	117331	549.96	10.01	489.58		489.58	1049.55	
13	NONSCHEDULED	130							
14	ALL SERVICES	117461	549.96	10.01	489.58		489.58	1049.55	
15									
16	TM DOMESTIC-----SCHEDULED	71942	282.05	10.44	290.64	44.76	335.40	627.89	
17	NONSCHEDULED	86							
18	ALL SERVICES	72028	282.05	10.44	290.64	44.76	335.40	627.89	
19									
20	UA DOMESTIC-----SCHEDULED	1245070	9257.60	829.95	4035.02	92.59	4127.61	14215.16	
21	NONSCHEDULED	2706							
22	ALL SERVICES	1247776	9257.60	829.95	4035.02	92.59	4127.61	14215.16	
23									
24	ZW DOMESTIC-----SCHEDULED	37374	24.06					24.06	
25									
26	COMMUNITY TOTAL								
27	DOMESTIC-----SCHEDULED	2975253	26686.19	1818.61	10663.63	835.17	11498.80	40003.60	
28	NONSCHEDULED	6188	44.18					44.18	
29	ALL SERVICES	2981441	26730.37	1818.61	10663.63	835.17	11498.80	40047.78	
30									
31	INTERNATIONAL--SCHEDULED	7793	8.27	.73	10.35	.04	10.39	19.39	
32									
33	TOTAL-----SCHEDULED	2983046	26694.46	1819.34	10673.98	835.21	11509.19	40022.99	
34	NONSCHEDULED	6188	44.18					44.18	
35	ALL SERVICES	2989234	26738.64	1819.34	10673.98	835.21	11509.19	40067.17	
36									
37									
38									
39	COLUMBUS (PORT COLUMBUS INTERNATIONAL) M 0.43								
40	AA DOMESTIC-----SCHEDULED	82087	322.25	11.93	222.68	.20	222.88	557.06	
41	NONSCHEDULED	488							
42	ALL SERVICES	82575	322.25	11.93	222.68	.20	222.88	557.06	
43									
44	AL DOMESTIC-----SCHEDULED	161896	414.42	14.27	879.16		879.16	1307.85	
45	NONSCHEDULED	1055							
46	ALL SERVICES	162951	414.42	14.27	879.16		879.16	1307.85	
47									
48	CM DOMESTIC-----SCHEDULED		78.20					78.20	
49	NONSCHEDULED		42.35					42.35	
50	ALL SERVICES		120.55					120.55	
51									
52	DL DOMESTIC-----SCHEDULED	232567	947.37	42.06	839.80		839.80	1829.23	
53									
54	EA DOMESTIC-----SCHEDULED	73505	192.33	4.57	409.89	.37	410.26	607.16	
55									
56	FM DOMESTIC-----SCHEDULED	13620							
57	NONSCHEDULED	220							
58	ALL SERVICES	13840							
59									
60	RC DOMESTIC-----SCHEDULED	31856	179.23	1.06	337.27		337.27	517.56	
61	NONSCHEDULED	320							
62	ALL SERVICES	32176	179.23	1.06	337.27		337.27	517.56	
63									
64	TM DOMESTIC-----SCHEDULED	57940	1860.72	20.13	1332.33	791.69	2124.02	4004.87	
65									
66	UA DOMESTIC-----SCHEDULED	112247	196.70	19.64	375.60	3.21	378.81	595.15	
67	NONSCHEDULED	2149							
68	ALL SERVICES	114396	196.70	19.64	375.60	3.21	378.81	595.15	
69									
70									
71	COMMUNITY TOTAL								
72	DOMESTIC-----SCHEDULED	1215718	4191.22	113.66	4396.73	795.47	5192.20	9497.08	
73	NONSCHEDULED	4232	42.35					42.35	
74	ALL SERVICES	1219950	4233.57	113.66	4396.73	795.47	5192.20	9539.43	
75									
76									
77									
78	DAYTON (JAMES M COX DAYTON MUNI) M 0.31								
79	AA DOMESTIC-----SCHEDULED	60699	332.75	18.18	252.90		252.90	603.83	
80									
81	AL DOMESTIC-----SCHEDULED	148463	423.79	24.88	410.77		410.77	859.44	
82	NONSCHEDULED	306							
83	ALL SERVICES	148769	423.79	24.88	410.77		410.77	859.44	
84									
85	DL DOMESTIC-----SCHEDULED	231375	1348.11	89.01	662.70		662.70	2099.82	
86									
87	FM DOMESTIC-----SCHEDULED	5138							
88									
89	RC DOMESTIC-----SCHEDULED	33334	131.74	4.77	190.48		190.48	326.99	
90	NONSCHEDULED	100							
91	ALL SERVICES	33434	131.74	4.77	190.48		190.48	326.99	
92									
93	TM DOMESTIC-----SCHEDULED	315927	1299.79	19.93	970.35	5.61	975.96	2291.28	
94									
95	UA DOMESTIC-----SCHEDULED	62729	147.57	16.30	337.89	4.26	342.15	506.02	
96	NONSCHEDULED	964							
97	ALL SERVICES	93693	147.57	16.30	337.89	4.26	342.15	506.02	
98									
99									
100	COMMUNITY TOTAL								
101	DOMESTIC-----SCHEDULED	887665	3683.75	168.67	2825.09	9.87	2834.96	6687.38	
102	NONSCHEDULED	1370							
103	ALL SERVICES	889035	3683.75	168.67	2825.09	9.87	2834.96	6687.38	
104									
105									
106									
107	TOLEDO (TOLEDO EXPRESS) S 0.09								
108	AL DOMESTIC-----SCHEDULED	31169	29.75	1.02	36.67		36.67	67.44	
109									
110									
111									
112									

TABLE 4
ENPLANED REVENUE PASSENGERS, ENPLANED REVENUE TONS OF CARGO AND MAIL, AND AIR TRAFFIC
HUB CLASSIFICATIONS, BY TYPE OF OPERATION, BY TYPE OF SERVICE, BY COMMUNITY, AND BY CARRIER

12 MONTHS ENDED DECEMBER 31, 1980

Line No.	Area, state or country Community (Airport name) (Carrier) Type of operation Type of service Hub type and percent of enplanements	Enplaned passengers	Enplaned revenue tons					
			Freight	Express	U.S. Mail		Foreign mail	Total cargo and mail
					Priority	Nonpriority		
1	2	3	4	5	6	7	8	9
1	WGL FDD EXPRESS (CONT.)							
2	DL DOMESTIC-----SCHEDULED	66461	132.17	6.06	310.27		310.27	448.50
4	EA DOMESTIC-----SCHEDULED	7639	8.56		33.98	.09	34.07	42.63
6	FL DOMESTIC-----SCHEDULED	21226	9.79	.96	128.98		128.98	139.73
9	QH DOMESTIC-----SCHEDULED	13325	213.10	19.00	25896.10		25896.10	26128.20
10	NONSCHEDULED	125						
11	ALL SERVICES	13450	213.10	19.00	25896.10		25896.10	26128.20
12	TW DOMESTIC-----SCHEDULED	5545	2.40	.09	2.79		2.79	5.28
13	UA DOMESTIC-----SCHEDULED	50490	110.72	5.76	262.86	.37	263.23	379.71
15	NONSCHEDULED	682						
16	ALL SERVICES	51172	110.72	5.76	262.86	.37	263.23	379.71
18	ZM DOMESTIC-----SCHEDULED	37500	3.54		1.01		1.01	4.55
20	COMMUNITY TOTAL							
21	DOMESTIC-----SCHEDULED	273355	510.03	32.89	26672.66	.46	26673.12	27216.04
22	NONSCHEDULED	807						
23	ALL SERVICES	274162	510.03	32.89	26672.66	.46	26673.12	27216.04
27	YOUNGSTOWN N C.00							
28	(YOUNGSTOWN MUNI)							
29	UA DOMESTIC-----SCHEDULED	57691	106.67	6.57	25.77		25.77	139.01
30	NONSCHEDULED	413						
31	ALL SERVICES	58304	106.67	6.57	25.77		25.77	139.01
35	OKLAHOMA							
39	FNID N C.00							
40	(FNID WOODRING MUNI)							
41	ZV DOMESTIC-----SCHEDULED	2824	6.80	.08				6.88
45	LANTON/PORT SILL N C.00							
46	(LANTON MUNI)							
47	FL DOMESTIC-----SCHEDULED	46525	341.10	.93	31.89		31.89	373.92
51	MCALESTER N C.00							
52	(MCALESTER MUNI)							
53	FL DOMESTIC-----SCHEDULED	568	9.22	.37				9.59
57	OKLAHOMA CITY N C.38							
58	(WILL ROGERS WORLD)							
59	AA DOMESTIC-----SCHEDULED	199043	445.64	18.44	1000.93	146.90	1147.83	1611.91
60	NONSCHEDULED	325						
61	ALL SERVICES	199368	445.64	18.44	1000.93	146.90	1147.83	1611.91
62	BN DOMESTIC-----SCHEDULED	323124	961.95	5.82	2155.63		2155.63	3123.40
63	NONSCHEDULED	353						
64	ALL SERVICES	323477	961.95	5.82	2155.63		2155.63	3123.40
66	CO DOMESTIC-----SCHEDULED	102181	506.41	2.69	429.68		429.68	938.78
68	FL DOMESTIC-----SCHEDULED	58201	461.05	6.54	566.95		566.95	1034.54
71	TI DOMESTIC-----SCHEDULED	46260	58.34	.07	144.71		144.71	203.12
72	NONSCHEDULED	5084						
73	ALL SERVICES	51344	58.34	.07	144.71		144.71	203.12
75	TW DOMESTIC-----SCHEDULED	163668	478.81	.48	1019.53	20.26	1039.79	1519.08
77	WN DOMESTIC-----SCHEDULED	131900						
78	NONSCHEDULED	347						
79	ALL SERVICES	132247						
81	ZV DOMESTIC-----SCHEDULED	6107	24.90	.32	.88		.88	26.10
83	COMMUNITY TOTAL							
84	DOMESTIC-----SCHEDULED	1070504	2937.10	34.36	5318.31	167.16	5485.47	8456.93
85	NONSCHEDULED	6109						
86	ALL SERVICES	1076613	2937.10	34.36	5318.31	167.16	5485.47	8456.93
89	PONCA CITY N C.00							
90	(PONCA CITY MUNI)							
91	ZV DOMESTIC-----SCHEDULED	1519	26.75	.21				26.96
96	TULSA N C.38							
97	(TULSA INTL)							
98	AA DOMESTIC-----SCHEDULED	215725	1702.49	24.05	720.10	647.74	1367.84	3094.38
99	NONSCHEDULED	105						
100	ALL SERVICES	215830	1702.49	24.05	720.10	647.74	1367.84	3094.38
102	BN DOMESTIC-----SCHEDULED	227324	456.04	4.60	1071.19		1071.19	1531.83
103	CO DOMESTIC-----SCHEDULED	127948	1176.61	43.33	915.33		915.33	2135.27
104	DL DOMESTIC-----SCHEDULED	77492	349.44	15.50	777.79		777.79	1162.73
106	FL DOMESTIC-----SCHEDULED	55325	190.51	4.32	243.57		243.57	438.40
108	OZ DOMESTIC-----SCHEDULED	30649	54.85		145.22		145.22	200.07
109	NONSCHEDULED	183						
110	ALL SERVICES	30832	54.85		145.22		145.22	200.07

TABLE 6
 ENPLANED REVENUE PASSENGERS, ENPLANED REVENUE TONS OF CARGO AND MAIL, AND AIR TRAFFIC
 HUB CLASSIFICATIONS, BY TYPE OF OPERATION, BY TYPE OF SERVICE, BY COMMUNITY, AND BY CARRIER

12 MONTHS ENDED DECEMBER 31, 1980

No.	Area, state or country Community (Airport name) Carrier Type of operation Type of service Hub type and percent of enplanements	Enplaned passengers	Enplaned revenue tons					Foreign mail	Total cargo and mail
			Freight	Express	Priority	Nonpriority	Total		
1	TU/SA INTL (CONT.)								
2	TI DOMESTIC-----SCHEDULED	34920	34.52	.07	28.00		28.00	62.59	
3	NONSCHEDULED	196							
4	ALL SERVICES	35116	34.52	.07	28.00		28.00	62.59	
5									
6	TM DOMESTIC-----SCHEDULED	102716	366.49	5.08	331.08	193.46	524.54	896.11	
7									
8	MN DOMESTIC-----SCHEDULED	151093					8.57	14.07	
9									
10	ZV DOMESTIC-----SCHEDULED	6275	5.04	.46	8.57				
11									
12	COMMUNITY TOTAL								
13	DOMESTIC-----SCHEDULED	1029667	4335.99	97.41	4240.85	841.20	5082.05	9515.45	
14	NONSCHEDULED	484							
15	ALL SERVICES	1029951	4335.99	97.41	4240.85	841.20	5082.05	9515.45	
16									
17									
18									
19	ENFEGUN								
20									
21									
22									
23	ASINNOIA/SEASIDE N C.00								
24	(CIATSON COUNTY)								
25	CZ DOMESTIC-----SCHEDULED	426	1.60					1.60	
26									
27									
28									
29	REND/REDMOND N C.00								
30	(ROBERTS FIELD)								
31	RW DOMESTIC-----SCHEDULED	12675	8.54	4.60	.79		.79	13.93	
32									
33	RW DOMESTIC-----SCHEDULED	3568	9.82	1.03	1.81		1.81	12.66	
34									
35	COMMUNITY TOTAL								
36	DOMESTIC-----SCHEDULED	16243	18.36	5.63	2.60		2.60	26.59	
37									
38									
39									
40	EUGENE S 0.08								
41	(MAHLON SWEET FIELD)								
42	FL DOMESTIC-----SCHEDULED	33333	89.38	1.75	198.26		198.26	289.39	
43									
44	RW DOMESTIC-----SCHEDULED	88143	152.64	3.46	35.93		35.93	192.03	
45									
46	NONSCHEDULED	135							
47	ALL SERVICES	88278	152.64	3.46	35.93		35.93	192.03	
48									
49	RW DOMESTIC-----SCHEDULED	22760	44.30	1.13	4.92		4.92	50.35	
50									
51	UA DOMESTIC-----SCHEDULED	87060	80.72	14.74	407.94		407.94	503.40	
52									
53	NONSCHEDULED	945							
54	ALL SERVICES	88005	80.72	14.74	407.94		407.94	503.40	
55									
56	COMMUNITY TOTAL								
57	DOMESTIC-----SCHEDULED	231296	367.04	21.08	647.05		647.05	1035.17	
58	NONSCHEDULED	1080							
59	ALL SERVICES	232376	367.04	21.08	647.05		647.05	1035.17	
60									
61	KLAMATH FALLS N C.00								
62	(KINGSLEY FIELD)								
63	RW DOMESTIC-----SCHEDULED	13224	12.83		.23		.23	13.06	
64									
65	RW DOMESTIC-----SCHEDULED	4166	4.92		.36		.36	5.28	
66									
67	UA DOMESTIC-----SCHEDULED	556	1.18	.07	1.74		1.74	2.99	
68									
69	NONSCHEDULED	126							
70	ALL SERVICES	682	1.18	.07	1.74		1.74	2.99	
71									
72	COMMUNITY TOTAL								
73	DOMESTIC-----SCHEDULED	17966	18.93	.07	2.33		2.33	21.33	
74	NONSCHEDULED	126							
75	ALL SERVICES	18072	18.93	.07	2.33		2.33	21.33	
76									
77									
78	MEDFORD N C.00								
79	(MEDFORD-JACKSON COUNTY)								
80	UA DOMESTIC-----SCHEDULED	74501	119.79	53.26	325.53	.17	325.70	498.75	
81									
82	NONSCHEDULED	173				.17			
83	ALL SERVICES	74674	119.79	53.26	325.53	.17	325.70	498.75	
84									
85									
86	PENDLETON N C.00								
87	(PENDLETON MUNI)								
88	UA DOMESTIC-----SCHEDULED	20865	29.00	3.34	26.35		26.35	58.69	
89									
90	NONSCHEDULED	81							
91	ALL SERVICES	20946	29.00	3.34	26.35		26.35	58.69	
92									
93									
94	PORTLAND N C.04								
95	(PORTLAND INTERNATIONAL)								
96	AS DOMESTIC-----SCHEDULED	45645	378.35		51.36		51.36	429.71	
97									
98	NONSCHEDULED	613							
99	ALL SERVICES	46258	378.35		51.36		51.36	429.71	
100									
101	BN DOMESTIC-----SCHEDULED	38555	210.79	2.53	169.73		169.73	383.05	
102									
103	CO DOMESTIC-----SCHEDULED	153198	1512.72	7.18	546.34		546.34	2066.24	
104									
105	CZ DOMESTIC-----SCHEDULED	14573	24.50		16.20		16.20	40.70	
106									
107	DL DOMESTIC-----SCHEDULED	42287	411.84	16.06	190.07		190.07	617.97	
108									
109	EA DOMESTIC-----SCHEDULED	99618	2846.18	24.58	819.07	.08	819.15	3489.91	
110									
111	PT DOMESTIC-----SCHEDULED		3312.68	13.34	67.18			3393.00	
112									

TABLE 6
 ENPLANED REVENUE PASSENGERS, ENPLANED REVENUE TONS OF CARGO AND MAIL, AND AIR TRAFFIC
 HUB CLASSIFICATIONS, BY TYPE OF OPERATION, BY TYPE OF SERVICE, BY COMMUNITY, AND BY CARRIER

12 MONTHS ENDED DECEMBER 31, 1980

L i n e N _o	Area, state or country Community (Airport name) Carrier Type of operation Type of service Hub type and percent of enplanements	Enplaned passengers	Enplaned revenue tons						
			Freight	Express	Priority	U.S. Mail Nonpriority	Total	Foreign mail	Total cargo and mail
		2	3	4	5	6	7	8	9
1	PORTLAND INTERNATIONAL (CONT.)								
2	NW DOMESTIC-----SCHEDULED	213792	1571.53	26.92	966.03	666.95	1632.98		3231.43
4	OC DOMESTIC-----SCHEDULED	118820	159.10	1.50					160.60
5	NONSCHEDULED	112							
6	ALL SERVICES	118932	159.10	1.50					160.60
8	RW DOMESTIC-----SCHEDULED	26804	122.51	1.92	196.09		196.09		320.52
10	RW DOMESTIC-----SCHEDULED	10318	34.04	.08	59.28		59.28		93.40
11	UA DOMESTIC-----SCHEDULED	760737	9031.80	178.29	2182.93	132.18	2315.11		11525.20
12	NONSCHEDULED	2105							
13	ALL SERVICES	782842	9031.80	178.29	2182.93	132.18	2315.11		11525.20
16	WA DOMESTIC-----SCHEDULED	256452	3052.94	24.85	598.14	665.25	1263.39		4341.18
17	NONSCHEDULED	266							
18	ALL SERVICES	256718	3052.94	24.85	598.14	665.25	1263.39		4341.18
19	WE DOMESTIC-----SCHEDULED	500	2.76		3.83		3.83		6.59
22	COMMUNITY TOTAL								
23	DOMESTIC-----SCHEDULED	1801299	22671.54	297.25	5866.25	1464.46	7330.71		30299.50
24	NONSCHEDULED	3096							
25	ALL SERVICES	1804395	22671.54	297.25	5866.25	1464.46	7330.71		30299.50
29	SALEM (MCNARY FLD) N C.00								
30	UA DOMESTIC-----SCHEDULED	1017	4.71	.81	1.27		1.27		6.79
35	PENNSYLVANIA								
39	ALLENTOWN/BETHLEHEM/EASTON S C.09								
40	(ALLENTOWN-BETHLEHEM-EASTON)								
41	AK DOMESTIC-----SCHEDULED	5891	1.10						1.10
43	AL DOMESTIC-----SCHEDULED	116698	124.44	1.73	82.75		82.75		208.92
44	EA DOMESTIC-----SCHEDULED	79655	157.62	4.51	23.80	4.56	28.36		190.49
47	UA DOMESTIC-----SCHEDULED	67392	117.10	8.62	112.53		112.53		238.25
48	NONSCHEDULED	203							
49	ALL SERVICES	67595	117.10	8.62	112.53		112.53		238.25
50	COMMUNITY TOTAL								
51	DOMESTIC-----SCHEDULED	273636	400.26	14.86	219.08	4.56	223.64		638.76
52	NONSCHEDULED	203							
53	ALL SERVICES	273839	400.26	14.86	219.08	4.56	223.64		638.76
57	ERIE (ERIE INTL) N C.00								
58	AL DOMESTIC-----SCHEDULED	130520	297.76	11.28	68.60		68.60		377.64
59	NONSCHEDULED	158							
60	ALL SERVICES	130678	297.76	11.28	68.60		68.60		377.64
65	HARRISBURG/YORK (HARRISBURG INTERNATIONAL) S 0.10								
66	AK DOMESTIC-----SCHEDULED	1202	.30						.30
67	AL DOMESTIC-----SCHEDULED	190986	417.53	7.55	212.64		212.64		637.72
68	NONSCHEDULED	225							
69	ALL SERVICES	191211	417.53	7.55	212.64		212.64		637.72
70	TW DOMESTIC-----SCHEDULED	91886	248.13	1.24	54.31		54.31		303.68
71	COMMUNITY TOTAL								
72	DOMESTIC-----SCHEDULED	284074	665.96	8.79	266.95		266.95		941.70
73	NONSCHEDULED	225							
74	ALL SERVICES	284299	665.96	8.79	266.95		266.95		941.70
83	PHILADELPHIA/CAMDEN (INTERNATIONAL) L 1.44								
84	AA DOMESTIC-----SCHEDULED	137936	6772.25	101.38	993.90	1158.59	2152.49		9026.12
85	NONSCHEDULED	3630							
86	ALL SERVICES	141566	6772.25	101.38	993.90	1158.59	2152.49		9026.12
87	AA INTERNATIONAL-----SCHEDULED	5302	36.50		4.67	.49	5.16		41.66
88	NONSCHEDULED	71							
89	ALL SERVICES	5373	36.50		4.67	.49	5.16		41.66
90	AA TOTAL-----SCHEDULED	143238	6808.75	101.38	998.57	1159.08	2157.65		9067.78
91	NONSCHEDULED	3701							
92	ALL SERVICES	146939	6808.75	101.38	998.57	1159.08	2157.65		9067.78
93	AM DOMESTIC-----SCHEDULED	42866	19.20						19.20
94	AL DOMESTIC-----SCHEDULED	933437	1715.49	66.52	3377.36		3377.36		5159.37
95	NONSCHEDULED	599							
96	ALL SERVICES	934036	1715.49	66.52	3377.36		3377.36		5159.37
97	BN DOMESTIC-----SCHEDULED	35503	80.70	.03	278.56		278.56		359.29
98	NONSCHEDULED	362							
99	ALL SERVICES	35865	80.70	.03	278.56		278.56		359.29
100	DL DOMESTIC-----SCHEDULED	568827	3449.27	116.98	3482.63		3482.63		7048.88
101	NONSCHEDULED	246							
102	ALL SERVICES	569073	3449.27	116.98	3482.63		3482.63		7048.88

TABLE 6
ENPLANED REVENUE PASSENGERS, ENPLANED REVENUE TONS OF CARGO AND MAIL, AND AIR TRAFFIC
HUB CLASSIFICATIONS, BY TYPE OF OPERATION, BY TYPE OF SERVICE, BY COMMUNITY, AND BY CARRIER
12 MONTHS ENDED DECEMBER 31, 1980

Line No.	Area, state or country Community (Airport name) Carrier Type of operation Type of service Hub type and percent of enplanements	Enplaned passengers	Enplaned revenue tons					
			Freight	Express	U. S. Mail		Foreign mail	Total cargo and mail
					Priority	Nonpriority		
1	2	3	4	5	6	7	8	9
1	INTERNATIONAL (CONT.)							
2	FA DOMESTIC-----SCHEDULED	873624	3758.86	318.15	3784.89	756.31	4541.20	8618.21
3	EA INTERNATIONAL--SCHEDULED	88278	3014.33	4.92	187.85	353.12	540.97	3560.22
4	EA TOTAL-----SCHEDULED	961902	6773.19	323.07	3972.74	1109.43	5082.17	12178.43
5	FT DOMESTIC-----SCHEDULED		11592.22	160.36	560.27		560.27	12312.85
6	NC DOMESTIC-----SCHEDULED	1556		.07				.07
7	NONSCHEDULED	428						
8	ALL SERVICES	1984		.07				.07
9	NW DOMESTIC-----SCHEDULED	257251	1608.13	35.18	1558.33	1850.02	3408.35	5051.66
10	NONSCHEDULED	74						
11	ALL SERVICES	257325	1608.13	35.18	1558.33	1850.02	3408.35	5051.66
12	OZ DOMESTIC-----SCHEDULED	13720	31.89	.56	148.69	.03	148.72	181.17
13	NONSCHEDULED	727						
14	ALL SERVICES	14447	31.89	.56	148.69	.03	148.72	181.17
15	OH DOMESTIC-----SCHEDULED	8885	29.00		1500.20		1500.20	1529.20
16	NONSCHEDULED	4826						
17	ALL SERVICES	13711	29.00		1500.20		1500.20	1529.20
18	RC DOMESTIC-----SCHEDULED	30848	367.80	6.37	630.36		630.36	1004.53
19	NONSCHEDULED	43						
20	ALL SERVICES	30891	367.80	6.37	630.36		630.36	1004.53
21	TM DOMESTIC-----SCHEDULED	556792	3325.68	46.26	1432.96	2043.33	3476.29	6848.23
22	NONSCHEDULED	261						
23	ALL SERVICES	557053	3325.68	46.26	1432.96	2043.33	3476.29	6848.23
24	TW INTERNATIONAL--SCHEDULED	12559	143.54		157.01		157.01	300.55
25	TW TOTAL-----SCHEDULED	569351	3469.22	46.26	1589.97	2043.33	3633.30	7148.78
26	NONSCHEDULED	261						
27	ALL SERVICES	569612	3469.22	46.26	1589.97	2043.33	3633.30	7148.78
28	UA DOMESTIC-----SCHEDULED	471888	4991.85	251.67	1881.68	4290.44	6172.12	11415.64
29	NONSCHEDULED	7628						
30	ALL SERVICES	479516	4991.85	251.67	1881.68	4290.44	6172.12	11415.64
31	COMMUNITY TOTAL							
32	DOMESTIC-----SCHEDULED	3931133	37742.41	1103.46	19629.63	10098.72	29728.55	68574.42
33	NONSCHEDULED	18824						
34	ALL SERVICES	3951957	37742.41	1103.46	19629.63	10098.72	29728.55	68574.42
35	INTERNATIONAL--SCHEDULED	166139	3194.37	4.92	349.53	353.61	703.14	3902.43
36	NONSCHEDULED	71						
37	ALL SERVICES	166210	3194.37	4.92	349.53	353.61	703.14	3902.43
38	TOTAL-----SCHEDULED	4039272	40936.78	1108.38	19979.36	10452.33	30431.69	72476.85
39	NONSCHEDULED	18895						
40	ALL SERVICES	4058167	40936.78	1108.38	19979.36	10452.33	30431.69	72476.85
41	PITTSBURGH/WHEELING							
42	(GREATER PITTSBURGH)							
43	AA DOMESTIC-----SCHEDULED	112016	419.22	21.08	460.35	121.28	581.63	1021.93
44	NONSCHEDULED	2127						
45	ALL SERVICES	113143	419.22	21.08	460.35	121.28	581.63	1021.93
46	AL DOMESTIC-----SCHEDULED	3022593	6006.94	334.49	9189.81		9189.81	15531.24
47	NONSCHEDULED	11527						
48	ALL SERVICES	3034120	6006.94	334.49	9189.81		9189.81	15531.24
49	BN DOMESTIC-----SCHEDULED	2651	11.55	.07	48.09		48.09	59.71
50	NONSCHEDULED	103						
51	ALL SERVICES	2754	11.55	.07	48.09		48.09	59.71
52	FA DOMESTIC-----SCHEDULED	454339	1302.01	130.39	1619.23	4.69	1623.92	3056.32
53	NONSCHEDULED	98						
54	ALL SERVICES	454437	1302.01	130.39	1619.23	4.69	1623.92	3056.32
55	KC DOMESTIC-----SCHEDULED	22694	89252.00					89252.00
56	NW DOMESTIC-----SCHEDULED	184282	313.80	5.82	868.68	3.54	872.22	1191.84
57	NONSCHEDULED	68						
58	ALL SERVICES	184350	313.80	5.82	868.68	3.54	872.22	1191.84
59	PI DOMESTIC-----SCHEDULED	59967	96.97	.17	151.79		151.79	248.93
60	NONSCHEDULED	981						
61	ALL SERVICES	60948	96.97	.17	151.79		151.79	248.93
62	TM DOMESTIC-----SCHEDULED	977817	3059.29	24.72	2448.02	2579.67	5027.69	8111.70
63	NONSCHEDULED	90						
64	ALL SERVICES	977907	3059.29	24.72	2448.02	2579.67	5027.69	8111.70
65	UA DOMESTIC-----SCHEDULED	512805	1274.02	97.70	1395.85	6.45	1402.30	2774.02
66	NONSCHEDULED	6445						
67	ALL SERVICES	519450	1274.02	97.70	1395.85	6.45	1402.30	2774.02
68	ZW DOMESTIC-----SCHEDULED	11854	8.06					8.06
69	COMMUNITY TOTAL							
70	DOMESTIC-----SCHEDULED	5361020	101743.86	614.44	16181.82	2715.63	18897.45	121255.75
71	NONSCHEDULED	20639						
72	ALL SERVICES	5381659	101743.86	614.44	16181.82	2715.63	18897.45	121255.75
73	SCRANTON/WILKES BARRE							
74	(WILKES-BARRE-SCRANTON)							
75	AK DOMESTIC-----SCHEDULED	1631	.30					.30
76	AL DOMESTIC-----SCHEDULED	92471	103.63	.65	38.67		38.67	142.95
77	FA DOMESTIC-----SCHEDULED	57396	64.23	1.06	9.10	.65	9.75	75.04

TABLE 6
ENPLANED REVENUE PASSENGERS, ENPLANED REVENUE TONS OF CARGO AND MAIL, AND AIR TRAFFIC
HUB CLASSIFICATIONS, BY TYPE OF OPERATION, BY TYPE OF SERVICE, BY COMMUNITY, AND BY CARRIER
12 MONTHS ENDED DECEMBER 31, 1980

No.	Area, state or country Community (Airport name) Carrier Type of operation Type of service Hub type and percent of enplanements	Enplaned passengers	Enplaned revenue tons					
			Freight	Express	U. S. Mail		Foreign mail	Total cargo and mail
					Priority	Nonpriority		
1	2	3	4	5	6	7	8	9
1	COMMUNITY TOTAL							
2	DOMESTIC-----SCHEDULED	151498	168.16	1.71	47.77	.65	48.42	218.29
3								
4								
5								
6	RHODE ISLAND							
7	-----							
8								
9	PROVIDENCE S C.16							
10	(THEODORE FRANCIS GREEN STAFF)							
11	AL DOMESTIC-----SCHEDULED	224603	441.71	4.29	516.70		516.70	962.70
12								
13	EA DOMESTIC-----SCHEDULED	146907	574.45	7.39	761.65	4.54	766.19	1348.03
14	NONSCHEDULED	81						
15	ALL SERVICES	146988	574.45	7.39	761.65	4.54	766.19	1348.03
16								
17	NE DOMESTIC-----SCHEDULED	6987	1.09					1.09
18	NONSCHEDULED	82						
19	ALL SERVICES	7069	1.09					1.09
20								
21	TW DOMESTIC-----SCHEDULED	21958	17.68		147.18		147.18	164.86
22								
23	UA DOMESTIC-----SCHEDULED	58532	149.46	23.61	176.07	2.33	178.40	351.47
24	NONSCHEDULED	166						
25	ALL SERVICES	58698	149.46	23.61	176.07	2.33	178.40	351.47
26								
27								
28	COMMUNITY TOTAL							
29	DOMESTIC-----SCHEDULED	458987	1184.39	35.29	1601.60	6.87	1608.47	2828.15
30	NONSCHEDULED	329						
31	ALL SERVICES	459316	1184.39	35.29	1601.60	6.87	1608.47	2828.15
32								
33								
34								
35	SOUTH CAROLINA							
36	-----							
37								
38								
39	CHARLESTON S 0.15							
40	(CHARLESTON AFB/MUNI)							
41	CL DOMESTIC-----SCHEDULED	212871	466.45	27.38	422.17		422.17	916.00
42								
43	FA DOMESTIC-----SCHEDULED	157005	273.99	13.32	337.56	10.10	347.66	634.97
44								
45	EA INTERNATIONAL--SCHEDULED	248	.05					.05
46								
47	FA TOTAL-----SCHEDULED	157253	274.04	13.32	337.56	10.10	347.66	635.02
48								
49	PA DOMESTIC-----SCHEDULED	8728	12.88	.43	.07		.07	13.38
50								
51	PI DOMESTIC-----SCHEDULED	52898	51.46		42.17		42.17	93.63
52	NONSCHEDULED	439						
53	ALL SERVICES	53337	51.46		42.17		42.17	93.63
54								
55	COMMUNITY TOTAL							
56	DOMESTIC-----SCHEDULED	431502	804.78	41.13	801.97	10.10	812.07	1657.98
57	NONSCHEDULED	439						
58	ALL SERVICES	431941	804.78	41.13	801.97	10.10	812.07	1657.98
59								
60	INTERNATIONAL--SCHEDULED	248	.05					.05
61								
62	TOTAL-----SCHEDULED	431750	804.83	41.13	801.97	10.10	812.07	1658.03
63	NONSCHEDULED	439						
64	ALL SERVICES	432189	804.83	41.13	801.97	10.10	812.07	1658.03
65								
66								
67								
68	COLUMBIA S 0.14							
69	(COLUMBIA METROPOLITAN)							
70	DL DOMESTIC-----SCHEDULED	244857	969.60	37.30	824.44		824.44	1831.34
71								
72	EA DOMESTIC-----SCHEDULED	164768	355.40	79.78	832.35	1.74	834.09	1269.27
73								
74	PI DOMESTIC-----SCHEDULED	7059	6.32	.05	12.40		12.40	18.77
75								
76	COMMUNITY TOTAL							
77	DOMESTIC-----SCHEDULED	416684	1331.32	117.13	1669.19	1.74	1670.93	3119.38
78								
79								
80								
81	FLORENCE N 0.00							
82	(FLORENCE MUNI)							
83	PI DOMESTIC-----SCHEDULED	19424	72.24	.20	3.93		3.93	76.37
84								
85								
86								
87								
88	GREENVILLE/SPARTANBURG S C.11							
89	(GREENVILLE-SPARTANBURG)							
90	EA DOMESTIC-----SCHEDULED	276619	641.82	312.74	1268.32	.55	1268.87	2223.43
91								
92	RC DOMESTIC-----SCHEDULED	52735	110.80	.35	24.97		24.97	136.12
93								
94	COMMUNITY TOTAL							
95	DOMESTIC-----SCHEDULED	329354	752.62	313.09	1293.29	.55	1293.84	2359.55
96								
97								
98	MYRTLE BEACH N C.00							
99	(MYRTLE BEACH AFB)							
100	PI DOMESTIC-----SCHEDULED	90893	98.61	.08	4.10		4.10	102.79
101								
102								
103								
104	SOUTH CAROLINA							
105	-----							
106								
107								
108	ABERDEEN N C.00							
109	(ABERDEEN MUNI)							
110	RC DOMESTIC-----SCHEDULED	30918	85.97	.01	37.10		37.10	123.08
111								
112								

TABLE 4
 ENPLANED REVENUE PASSENGERS, ENPLANED REVENUE TONS OF CARGO AND MAIL, AND AIR TRAFFIC
 HUB CLASSIFICATIONS, BY TYPE OF OPERATION, BY TYPE OF SERVICE, BY COMMUNITY, AND BY CARRIER
 12 MONTHS ENDED DECEMBER 31, 1980

L i n e No.	Area, state or country Community (Airport name) Carrier Type of operation Type of service Hub type and percent of enplanements	Enplaned passengers	Enplaned revenue tons					Total cargo and mail
			Freight	Express	U. S. Mail		Foreign mail	
					Priority	Nonpriority		
1	2	3	4	5	6	7	8	9
1	SOUTH DAKOTA (CONT.)							
2	BROOKINGS N C.00							
3	(BROOKINGS MUNI)							
4	RC DOMESTIC-----SCHEDULED	2420	9.42	.15	.01	.01		9.58
5								
6								
7								
8	MURKIN N 0.00							
9	(M M HOMES MUNI)							
10	RC DOMESTIC-----SCHEDULED	5346	25.56		6.96	.13	7.09	32.65
11								
12								
13								
14	MITCHELL N 0.00							
15	(MITCHELL MUNI)							
16	RC DOMESTIC-----SCHEDULED	3483	19.07		.37	.37		19.44
17								
18								
19								
20	PIERRE N 0.00							
21	(PIERRE MUNI)							
22	RC DOMESTIC-----SCHEDULED	8518	18.83		.39	.39		19.22
23								
24	WA DOMESTIC-----SCHEDULED	24469	73.40	1.65	12.06	12.06		87.11
25								
26	COMMUNITY TOTAL							
27	DOMESTIC-----SCHEDULED	32987	92.23	1.65	12.45	12.45		106.33
28								
29								
30								
31	RAPID CITY S 0.05							
32	(RAPID CITY REGIONAL)							
33	FL DOMESTIC-----SCHEDULED	60172	96.63	.85	147.66	147.66		245.14
34								
35	RC DOMESTIC-----SCHEDULED	15569	39.18	.07	63.67	.07	63.74	102.99
36								
37	WA DOMESTIC-----SCHEDULED	67710	136.64	12.26	47.72	1.55	49.27	198.17
38								
39	COMMUNITY TOTAL							
40	DOMESTIC-----SCHEDULED	143451	272.45	13.18	259.05	1.62	260.67	546.30
41								
42								
43								
44	SIoux FALLS S 0.08							
45	(JOE FOSS FIELD)							
46	OL DOMESTIC-----SCHEDULED	48885	172.49	.06	300.94	.78	301.72	474.27
47								
48	NONSCHEDULED	387						
49	ALL SERVICES	49272	172.49	.06	300.94	.78	301.72	474.27
50								
51	RC DOMESTIC-----SCHEDULED	80199	434.28	.53	433.52	1.73	435.25	870.06
52								
53	NONSCHEDULED	196						
54	ALL SERVICES	80395	434.28	.53	433.52	1.73	435.25	870.06
55								
56	WA DOMESTIC-----SCHEDULED	104184	202.28	12.58	288.31	.22	288.53	503.39
57								
58	COMMUNITY TOTAL							
59	DOMESTIC-----SCHEDULED	233268	809.05	13.17	1022.77	2.73	1025.50	1847.72
60								
61	NONSCHEDULED	583						
62	ALL SERVICES	233851	809.05	13.17	1022.77	2.73	1025.50	1847.72
63								
64	WATERTOWN N 0.00							
65	(WATERTOWN MUNICIPAL)							
66	RC DOMESTIC-----SCHEDULED	14087	62.64	.02	12.87	12.87		75.53
67								
68								
69	YANKTON N 0.00							
70	(CMAN GURNEY MUNI)							
71	RC DOMESTIC-----SCHEDULED	4332	45.04		.08	.08		45.12
72								
73	NONSCHEDULED	48						
74	ALL SERVICES	4380	45.04		.08	.08		45.12
75								
76								
77	TENNESSEE							
78								
79								
80								
81	BRISTOL/KNGSPRT/JHNSN CTY S 0.07							
82	(TRI CITY)							
83	AL DOMESTIC-----SCHEDULED	34708	85.72	25.85	13.58	13.58		125.15
84								
85	PI DOMESTIC-----SCHEDULED	162914	784.19	39.48	334.63	334.63		1158.30
86								
87	NONSCHEDULED	212						
88	ALL SERVICES	163126	784.19	39.48	334.63	334.63		1158.30
89								
90	RC DOMESTIC-----SCHEDULED	13446	125.12	1.00	30.04	.01	30.05	156.17
91								
92	COMMUNITY TOTAL							
93	DOMESTIC-----SCHEDULED	211048	995.03	66.33	378.25	.01	378.26	1439.62
94								
95	NONSCHEDULED	212						
96	ALL SERVICES	211260	995.03	66.33	378.25	.01	378.26	1439.62
97								
98	CHATTANOOGA S 0.08							
99	(LOVELL FIELD)							
100	OL DOMESTIC-----SCHEDULED	232170	593.71	26.94	1065.49	1065.49		1686.14
101								
102	RC DOMESTIC-----SCHEDULED	19995	63.27	2.14	90.02	90.02		155.43
103								
104	NONSCHEDULED	80						
105	ALL SERVICES	20075	63.27	2.14	90.02	90.02		155.43
106								
107	COMMUNITY TOTAL							
108	DOMESTIC-----SCHEDULED	252165	656.98	29.08	1195.51	1195.51		1841.57
109								
110	NONSCHEDULED	80						
111	ALL SERVICES	252245	656.98	29.08	1195.51	1195.51		1841.57
112								

TABLE 4
 ENPLANED REVENUE PASSENGERS, ENPLANED REVENUE TONS OF CARGO AND MAIL, AND AIR TRAFFIC
 HUB CLASSIFICATIONS, BY TYPE OF OPERATION, BY TYPE OF SERVICE, BY COMMUNITY, AND BY CARRIER
 12 MONTHS ENDED DECEMBER 31, 1980

Line No.	Area, state or country Community (Airport name) Carrier Type of operation Type of service Hub type and percent of enplanements	Enplaned passengers	Enplaned revenue tons					
			Freight	Express	U. S. Mail		Foreign mail	Total cargo and mail
					Priority	Nonpriority		
1	2	3	4	5	6	7	8	9
1	KENNESSEF (CONT.)							
2	JACKSON N 0.00							
3	(MCKELLAR FIELD)							
4	RC DOMESTIC-----SCHEDULED	9980	28.77		6.06		6.06	34.83
5								
6								
7								
8	KNOXVILLE S 0.15							
9	(MC GHEE TYSON)							
10	AA DOMESTIC-----SCHEDULED	49124	118.01	2.06	136.69	.01	136.70	256.77
11	NONSCHEDULED	225						
12	ALL SERVICES	49349	118.01	2.06	136.69	.01	136.70	256.77
13								
14	DL DOMESTIC-----SCHEDULED	286692	1433.56	46.30	1282.64		1282.64	2762.50
15	NONSCHEDULED	304						
16	ALL SERVICES	286996	1433.56	46.30	1282.64		1282.64	2762.50
17								
18	PI DOMESTIC-----SCHEDULED	10882	31.00	.11	70.62		70.62	101.73
19	NONSCHEDULED	371						
20	ALL SERVICES	11253	31.00	.11	70.62		70.62	101.73
21								
22	RC DOMESTIC-----SCHEDULED	22419	79.85	.28	84.98		84.98	165.11
23	NONSCHEDULED	129						
24	ALL SERVICES	22548	79.85	.28	84.98		84.98	165.11
25								
26	TW DOMESTIC-----SCHEDULED	4789	5.90		.19		.19	6.09
27								
28	UA DOMESTIC-----SCHEDULED	54275	147.57	6.66	224.61	2.00	226.61	380.84
29	NONSCHEDULED	943						
30	ALL SERVICES	55218	147.57	6.66	224.61	2.00	226.61	380.84
31								
32	COMMUNITY TOTAL							
33	DOMESTIC-----SCHEDULED	428181	1815.89	55.41	1799.73	2.01	1801.74	3673.04
34	NONSCHEDULED	1972						
35	ALL SERVICES	430153	1815.89	55.41	1799.73	2.01	1801.74	3673.04
36								
37								
38								
39	MEMPHIS M 0.76							
40	(MEMPHIS INTERNATIONAL)							
41	AA DOMESTIC-----SCHEDULED	241965	1890.68	58.89	972.45	167.76	1140.21	3089.78
42	NONSCHEDULED	146						
43	ALL SERVICES	242111	1890.68	58.89	972.45	167.76	1140.21	3089.78
44								
45	AL DOMESTIC-----SCHEDULED	61290	353.30	14.28	331.54		331.54	699.12
46								
47	BN DOMESTIC-----SCHEDULED	108157	496.47	6.42	571.44		571.44	1074.33
48	NONSCHEDULED	244						
49	ALL SERVICES	108401	496.47	6.42	571.44		571.44	1074.33
50								
51	DL DOMESTIC-----SCHEDULED	910238	5053.63	215.17	5672.83		5672.83	10941.63
52	NONSCHEDULED	87						
53	ALL SERVICES	910325	5053.63	215.17	5672.83		5672.83	10941.63
54								
55	FL DOMESTIC-----SCHEDULED	34582	445.55	11.41	116.07		116.07	573.03
56								
57	PI DOMESTIC-----SCHEDULED	51470	291.73	16.40	302.05		302.05	610.18
58								
59	RC DOMESTIC-----SCHEDULED	543893	2665.51	21.31	1734.04	.02	1734.06	4420.88
60								
61	UA DOMESTIC-----SCHEDULED	154602	962.88	97.72	1126.32	3.11	1129.43	2190.03
62	NONSCHEDULED	2056						
63	ALL SERVICES	156658	962.88	97.72	1126.32	3.11	1129.43	2190.03
64								
65	COMMUNITY TOTAL							
66	DOMESTIC-----SCHEDULED	2146197	12159.75	441.60	10826.74	170.89	10997.63	23598.98
67	NONSCHEDULED	2533						
68	ALL SERVICES	2148730	12159.75	441.60	10826.74	170.89	10997.63	23598.98
69								
70								
71	NASHVILLE M 0.39							
72	(METROPOLITAN)							
73	AA DOMESTIC-----SCHEDULED	244744	1487.12	33.62	731.33	363.46	1094.79	2615.53
74	NONSCHEDULED	292						
75	ALL SERVICES	245036	1487.12	33.62	731.33	363.46	1094.79	2615.53
76								
77	AL DOMESTIC-----SCHEDULED	146756	498.88	22.49	431.60		431.60	952.97
78								
79	BN DOMESTIC-----SCHEDULED	73689	542.31	8.12	279.91		279.91	830.34
80	NONSCHEDULED	72						
81	ALL SERVICES	73761	542.31	8.12	279.91		279.91	830.34
82								
83	DL DOMESTIC-----SCHEDULED	176650	658.78	21.74	865.62		865.62	1546.14
84	NONSCHEDULED	101						
85	ALL SERVICES	176751	658.78	21.74	865.62		865.62	1546.14
86								
87	FA DOMESTIC-----SCHEDULED	136085	397.79	34.40	429.22	.18	429.40	861.59
88	NONSCHEDULED	149						
89	ALL SERVICES	136234	397.79	34.40	429.22	.18	429.40	861.59
90								
91	OZ DOMESTIC-----SCHEDULED	32054	137.84	1.87	71.94	.33	72.27	211.98
92	NONSCHEDULED	263						
93	ALL SERVICES	32319	137.84	1.87	71.94	.33	72.27	211.98
94								
95	PI DOMESTIC-----SCHEDULED	102863	321.01	18.02	320.85		320.85	659.88
96	NONSCHEDULED	112						
97	ALL SERVICES	102975	321.01	18.02	320.85		320.85	659.88
98								
99	RC DOMESTIC-----SCHEDULED	104737	796.04	76.26	576.55		576.55	1448.85
100	NONSCHEDULED	129						
101	ALL SERVICES	104866	796.04	76.26	576.55		576.55	1448.85
102								
103	TW DOMESTIC-----SCHEDULED	43386	101.90		170.80		170.80	272.70
104								
105	COMMUNITY TOTAL							
106	DOMESTIC-----SCHEDULED	1120966	4941.67	216.32	3877.82	363.97	4241.79	9399.98
107	NONSCHEDULED	1118						
108	ALL SERVICES	1122084	4941.67	216.32	3877.82	363.97	4241.79	9399.98
109								
110								
111								
112								

TABLE 6
ENPLANED REVENUE PASSENGERS, ENPLANED REVENUE TONS OF CARGO AND MAIL, AND AIR TRAFFIC
HUB CLASSIFICATIONS, BY TYPE OF OPERATION, BY TYPE OF SERVICE, BY COMMUNITY, AND BY CARRIER

12 MONTHS ENDED DECEMBER 31, 1980

Line No.	Area, state or country Community (Airport name) (Carrier) Type of operation Hub type and percent of enplanements	Enplaned passengers	Enplaned revenue tons						
			Freight	Express	U. S. Mail		Total	Foreign mail	Total cargo and mail
					Priority	Nonpriority			
		2	3	4	5	6	7	8	9
1	TEXAS								
5	ABILENE (ABILENE MUNICIPAL) N C.00								
7	TI DOMESTIC-----SCHEDULED	30406	64.91	.07	28.97		28.97		93.95
8	NONSCHEDULED	598							
9	ALL SERVICES	31004	64.91	.07	28.97		28.97		93.95
13	AMARILLO/BOGGER (AMARILLO AIR TERMINAL) S C.12								
15	BN DOMESTIC-----SCHEDULED	58965	110.70	.83	280.65		280.65		400.18
16	FL DOMESTIC-----SCHEDULED	6983	10.52	.20	2.36		2.36		21.08
17	TI DOMESTIC-----SCHEDULED	50154	101.73	3.02	209.91		209.91		314.66
18	NONSCHEDULED	302							
19	ALL SERVICES	50456	101.73	3.02	209.91		209.91		314.66
23	TW DOMESTIC-----SCHEDULED	63649	118.58	.18	186.91	.01	186.92		305.68
24	WN DOMESTIC-----SCHEDULED	173908							
25	ZV DOMESTIC-----SCHEDULED	1724	.60		.04		.04		.64
29	COMMUNITY TOTAL								
30	DOMESTIC-----SCHEDULED	355383	358.13	4.23	679.87	.01	679.88		1042.24
31	NONSCHEDULED	302							
32	ALL SERVICES	355685	358.13	4.23	679.87	.01	679.88		1042.24
36	AUSTIN (ROBERT MUELLER MUNI) M C.31								
37	BN DOMESTIC-----SCHEDULED	237964	347.88	4.28	872.61		872.61		1224.77
38	NONSCHEDULED	129							
39	ALL SERVICES	238093	347.88	4.28	872.61		872.61		1224.77
41	CG DOMESTIC-----SCHEDULED	50620	532.41	12.60	351.16		351.16		896.17
42	DL DOMESTIC-----SCHEDULED	45104	61.37	.11	54.52		54.52		116.00
43	EA DOMESTIC-----SCHEDULED	76494	147.39	47.33	261.14	.71	261.85		456.57
44	TI DOMESTIC-----SCHEDULED	79546	76.56	1.82	123.28		123.28		201.66
45	NONSCHEDULED	199							
46	ALL SERVICES	79745	76.56	1.82	123.28		123.28		201.66
47	WN DOMESTIC-----SCHEDULED	357849							
54	COMMUNITY TOTAL								
55	DOMESTIC-----SCHEDULED	887577	1165.61	66.14	1662.71	.71	1663.42		2895.17
56	NONSCHEDULED	328							
57	ALL SERVICES	887905	1165.61	66.14	1662.71	.71	1663.42		2895.17
61	BEAUFORT/PORT ARTHUR (JEFFERSON COUNTY) N 0.00								
62	TI DOMESTIC-----SCHEDULED	20945	48.59	.01	.01		.01		48.61
63	NONSCHEDULED	307							
64	ALL SERVICES	21252	48.59	.01	.01		.01		48.61
67	WN DOMESTIC-----SCHEDULED	44314							
69	COMMUNITY TOTAL								
70	DOMESTIC-----SCHEDULED	65259	48.59	.01	.01		.01		48.61
71	NONSCHEDULED	307							
72	ALL SERVICES	65566	48.59	.01	.01		.01		48.61
76	BROWNSVILLE/HRLGN/SAN BNTU (CHARLINGEN INDUSTRIAL AIRPARK) S 0.13								
77	WN DOMESTIC-----SCHEDULED	283767							
80	GRANDE VALLEY INTL. (GRANDE VALLEY INTERNATIONAL) S 0.03								
81	BN DOMESTIC-----SCHEDULED	76330	214.38	1.07	7.94		7.94		223.39
82	NONSCHEDULED	151							
83	ALL SERVICES	76481	214.38	1.07	7.94		7.94		223.39
84	TI DOMESTIC-----SCHEDULED	9439	22.65						22.65
87	AIRPORT TOTAL								
88	DOMESTIC-----SCHEDULED	85769	237.03	1.07	7.94		7.94		246.04
89	NONSCHEDULED	151							
90	ALL SERVICES	85920	237.03	1.07	7.94		7.94		246.04
92	COMMUNITY TOTAL BY CARRIER								
93	BN DOMESTIC-----SCHEDULED	76330	214.38	1.07	7.94		7.94		223.39
94	NONSCHEDULED	151							
95	ALL SERVICES	76481	214.38	1.07	7.94		7.94		223.39
96	TI DOMESTIC-----SCHEDULED	9439	22.65						22.65
97	WN DOMESTIC-----SCHEDULED	283767							
101	COMMUNITY TOTAL								
102	DOMESTIC-----SCHEDULED	369536	237.03	1.07	7.94		7.94		246.04
103	NONSCHEDULED	151							
104	ALL SERVICES	369687	237.03	1.07	7.94		7.94		246.04
107	CORPUS CHRISTI (CORPUS CHRISTI INTERNATIONAL) S 0.13								
108	BN DOMESTIC-----SCHEDULED	93593	171.45	.55	20.14		20.14		192.14

TABLE 6
ENPLANED REVENUE PASSENGERS, ENPLANED REVENUE TONS OF CARGO AND MAIL, AND AIR TRAFFIC
HUB CLASSIFICATIONS, BY TYPE OF OPERATION, BY TYPE OF SERVICE, BY COMMUNITY, AND BY CARRIER

12 MONTHS ENDED DECEMBER 31, 1980

Line No.	Area, state or country Community (Airport name) (Carrier) Type of operation Type of service Hub type and percent of enplanements	Enplaned passengers	Enplaned revenue tons					Foreign mail	Total cargo and mail
			Freight	Express	U. S. Mail		Total		
					Priority	Nonpriority			
		2	3	4	5	6	7	8	
1	CORPUS CHRISTI INTERNATIONAL (CONT.)								
2	EA DOMESTIC-----SCHEDULED	30411	193.68	15.39	6.06	.06	6.12	215.19	
4	TI DOMESTIC-----SCHEDULED	75359	111.40	.18	58.26		58.26	169.84	
5	NONSCHEDULED	392							
6	ALL SERVICES	75751	111.40	.18	58.26		58.26	169.84	
7	MN DOMESTIC-----SCHEDULED	170046							
10	COMMUNITY TOTAL								
11	DOMESTIC-----SCHEDULED	369409	476.53	16.12	84.46	.06	84.52	577.17	
12	NONSCHEDULED	392							
13	ALL SERVICES	369801	476.53	16.12	84.46	.06	84.52	577.17	
17	DALLAS-FORT WORTH (LOVE FIELD) L 4.53 D.83								
19	TI DOMESTIC-----SCHEDULED	33648	2.50					2.50	
20	NONSCHEDULED	75							
21	ALL SERVICES	33723	2.50					2.50	
22	MN DOMESTIC-----SCHEDULED	2307538							
23	NONSCHEDULED	926							
24	ALL SERVICES	2308464							
27	AIRPORT TOTAL								
28	DOMESTIC-----SCHEDULED	2341186	2.50					2.50	
29	NONSCHEDULED	1001							
30	ALL SERVICES	2342187	2.50					2.50	
32	(DALLAS-FORT WORTH REGIONAL) 3.70								
33	AA DOMESTIC-----SCHEDULED	3078759	35812.09	457.84	15393.69	2187.12	17580.81	53850.74	
34	NONSCHEDULED	738	10.01					10.01	
35	ALL SERVICES	3079497	35822.10	457.84	15393.69	2187.12	17580.81	53860.75	
37	AA INTERNATIONAL--SCHEDULED	144490	1294.28		205.12		205.12	1499.40	
38	NONSCHEDULED	458	12.54					12.54	
39	ALL SERVICES	144948	1306.82		205.12		205.12	1511.94	
40	AA TOTAL-----SCHEDULED	3223249	37106.37	457.84	15598.81	2187.12	17785.93	55350.14	
42	NONSCHEDULED	1196	22.55					22.55	
43	ALL SERVICES	3224445	37128.92	457.84	15598.81	2187.12	17785.93	55372.69	
44	BN DOMESTIC-----SCHEDULED	3645749	19407.88	315.40	15348.79		15348.79	35072.07	
45	NONSCHEDULED	4391							
46	ALL SERVICES	3649940	19407.88	315.40	15348.79		15348.79	35072.07	
48	BN INTERNATIONAL--SCHEDULED	217262	6504.18		693.62	.33	693.95	7198.13	
49	NONSCHEDULED	2939							
50	ALL SERVICES	220201	6504.18		693.62	.33	693.95	7198.13	
52	BN TOTAL-----SCHEDULED	3863011	25912.06	315.40	16042.41	.33	16042.74	42270.20	
53	NONSCHEDULED	7130							
54	ALL SERVICES	3870141	25912.06	315.40	16042.41	.33	16042.74	42270.20	
56	CO DOMESTIC-----SCHEDULED	15695	171.05	.55	205.16		205.16	376.76	
58	DL DOMESTIC-----SCHEDULED	1677075	10861.16	233.02	7181.14		7181.14	18275.32	
59	NONSCHEDULED	392							
60	ALL SERVICES	1677467	10861.16	233.02	7181.14		7181.14	18275.32	
62	EA DOMESTIC-----SCHEDULED	133577	534.70	23.70	349.99	19.66	369.65	928.05	
64	FL DOMESTIC-----SCHEDULED	217994	1786.56	59.51	621.07		621.07	2467.14	
66	FT DOMESTIC-----SCHEDULED		9625.99	146.86	766.79		766.79	10539.64	
67	NONSCHEDULED		12.46					12.46	
68	ALL SERVICES		9638.45	146.86	766.79		766.79	10552.10	
70	OZ DOMESTIC-----SCHEDULED	166365	380.14	10.42	511.27		511.27	901.83	
71	NONSCHEDULED	1114							
72	ALL SERVICES	167479	380.14	10.42	511.27		511.27	901.83	
74	PI DOMESTIC-----SCHEDULED	83203	327.11	1.28	376.57		376.57	704.96	
76	QH DOMESTIC-----SCHEDULED	14790	943.00	7.00	717.00		717.00	1667.00	
77	NONSCHEDULED	235							
78	ALL SERVICES	15025	943.00	7.00	717.00		717.00	1667.00	
80	RD DOMESTIC-----SCHEDULED		256.75					256.75	
82	TI DOMESTIC-----SCHEDULED	1015984	3353.07	58.49	2004.95		2004.95	5440.09	
83	NONSCHEDULED	12014							
84	ALL SERVICES	1028000	3353.07	58.49	2004.95		2004.95	5440.09	
87	AIRPORT TOTAL								
88	DOMESTIC-----SCHEDULED	10049191	83459.50	1314.07	43476.42	2206.78	45683.20	130480.35	
89	NONSCHEDULED	18886	22.47					22.47	
90	ALL SERVICES	10068077	83481.97	1314.07	43476.42	2206.78	45683.20	130502.82	
91	INTERNATIONAL--SCHEDULED	361752	7798.46		898.74	.33	899.07	8697.53	
92	NONSCHEDULED	3397	12.54					12.54	
93	ALL SERVICES	365149	7811.00		898.74	.33	899.07	8710.07	
94	TOTAL-----SCHEDULED	10410943	91257.96	1314.07	44375.16	2207.11	46582.27	139177.88	
95	NONSCHEDULED	22083	35.01					35.01	
96	ALL SERVICES	10433026	91292.97	1314.07	44375.16	2207.11	46582.27	139212.89	
100	COMMUNITY TOTAL BY CARRIER								
101	AA DOMESTIC-----SCHEDULED	3078759	35812.09	457.84	15393.69	2187.12	17580.81	53850.74	
102	NONSCHEDULED	738	10.01					10.01	
103	ALL SERVICES	3079497	35822.10	457.84	15393.69	2187.12	17580.81	53860.75	
104	AA INTERNATIONAL--SCHEDULED	144490	1294.28		205.12		205.12	1499.40	
105	NONSCHEDULED	458	12.54					12.54	
106	ALL SERVICES	144948	1306.82		205.12		205.12	1511.94	
108	AA TOTAL-----SCHEDULED	3223249	37106.37	457.84	15598.81	2187.12	17785.93	55350.14	
109	NONSCHEDULED	1196	22.55					22.55	
110	ALL SERVICES	3224445	37128.92	457.84	15598.81	2187.12	17785.93	55372.69	

TABLE 6
ENPLANED REVENUE PASSENGERS, ENPLANED REVENUE TONS OF CARGO AND MAIL, AND AIR TRAFFIC
HUB CLASSIFICATIONS, BY TYPE OF OPERATION, BY TYPE OF SERVICE, BY COMMUNITY, AND BY CARRIER
12 MONTHS ENDED DECEMBER 31, 1980

Line No.	Area, state or country Community (Airport name) Carrier Type of operation Type of service Hub type and percent of enplanements	Enplaned passengers	Enplaned revenue tons					
			Freight	Express	U. S. Mail		Foreign mail	Total cargo and mail
					Priority	Nonpriority	Total	
1	COMMUNITY TOTAL BY CARRIER (CONT.)							
2	BN DOMESTIC-----SCHEDULED	3645749	19407.88	315.40	15348.79		15348.79	35072.07
3	NONSCHEDULED	4191						
4	ALL SERVICES	3649940	19407.88	315.40	15348.79		15348.79	35072.07
5	BN INTERNATIONAL--SCHEDULED	217262	6504.18		693.62	.33	693.95	7198.13
6	NONSCHEDULED	2939						
7	ALL SERVICES	220201	6504.18		693.62	.33	693.95	7198.13
8	BN TOTAL-----SCHEDULED	3843011	25912.06	315.40	16042.41		16042.74	42270.20
9	NONSCHEDULED	7130						
10	ALL SERVICES	3870141	25912.06	315.40	16042.41	.33	16042.74	42270.20
11	CU DOMESTIC-----SCHEDULED	15695	171.05	.55	205.16		205.16	376.76
12	DL DOMESTIC-----SCHEDULED	1677075	10861.16	233.02	7181.14		7181.14	18275.32
13	NONSCHEDULED	392						
14	ALL SERVICES	1677467	10861.16	233.02	7181.14		7181.14	18275.32
15	FA DOMESTIC-----SCHEDULED	133577	534.70	23.70	349.99	19.66	369.65	928.05
16	FL DOMESTIC-----SCHEDULED	217994	1786.56	59.51	621.07		621.07	2467.14
17	FT DOMESTIC-----SCHEDULED	9625.99	146.86	766.79			766.79	10539.64
18	NONSCHEDULED	12.46						12.46
19	ALL SERVICES	9638.45	146.86	766.79			766.79	10552.10
20	GZ DOMESTIC-----SCHEDULED	166365	380.14	10.42	511.27		511.27	901.83
21	NONSCHEDULED	1114						
22	ALL SERVICES	167479	380.14	10.42	511.27		511.27	901.83
23	PI DOMESTIC-----SCHEDULED	83203	327.11	1.28	376.57		376.57	704.96
24	QH DOMESTIC-----SCHEDULED	14790	943.00	7.00	717.00		717.00	1667.00
25	NONSCHEDULED	235						
26	ALL SERVICES	15025	943.00	7.00	717.00		717.00	1667.00
27	RD DOMESTIC-----SCHEDULED		256.75					256.75
28	TI DOMESTIC-----SCHEDULED	1049632	3355.57	58.49	2004.95		2004.95	5442.59
29	NONSCHEDULED	12091						
30	ALL SERVICES	1061723	3355.57	58.49	2004.95		2004.95	5442.59
31	WN DOMESTIC-----SCHEDULED	2307538						
32	NONSCHEDULED	926						
33	ALL SERVICES	2308464						
34	COMMUNITY TOTAL							
35	DOMESTIC-----SCHEDULED	12390377	83462.00	1314.07	43476.42	2206.78	45683.20	130482.85
36	NONSCHEDULED	19687	22.47					22.47
37	ALL SERVICES	12410064	83484.47	1314.07	43476.42	2206.78	45683.20	130505.32
38	INTERNATIONAL--SCHEDULED	361752	7798.46		898.74	.33	899.07	8697.53
39	NONSCHEDULED	3397	12.54					12.54
40	ALL SERVICES	365149	7811.00		898.74	.33	899.07	8710.07
41	TOTAL-----SCHEDULED	12752129	91260.46	1314.07	44375.16	2207.11	46582.27	139180.38
42	NONSCHEDULED	23084	35.01					35.01
43	ALL SERVICES	12775213	91295.47	1314.07	44375.16	2207.11	46582.27	139215.39
44	FL PASO							
45	(FL PASO INTERNATIONAL) M 0.33							
46	AA DOMESTIC-----SCHEDULED	193663	699.68	56.56	827.97	.54	828.51	1584.75
47	CG DOMESTIC-----SCHEDULED	468269	5054.12	60.47	971.62		971.62	6086.21
48	CO INTERNATIONAL--SCHEDULED	14687	96.40		.02		.02	96.42
49	CO TOTAL-----SCHEDULED	462956	5150.52	60.47	971.64		971.64	6182.63
50	FA DOMESTIC-----SCHEDULED	19971	223.12	12.64	29.02	4.80	33.82	269.58
51	FL DOMESTIC-----SCHEDULED	26971	118.12	.99	83.61		83.61	202.72
52	TI DOMESTIC-----SCHEDULED	22709	54.59	.08	3.65		3.65	58.32
53	NONSCHEDULED	782						
54	ALL SERVICES	23491	54.59	.08	3.65		3.65	58.32
55	WN DOMESTIC-----SCHEDULED	192889						
56	NONSCHEDULED	335						
57	ALL SERVICES	193224						
58	COMMUNITY TOTAL							
59	DOMESTIC-----SCHEDULED	924472	6149.63	130.74	1915.87	5.34	1921.21	8201.58
60	NONSCHEDULED	1117						
61	ALL SERVICES	925589	6149.63	130.74	1915.87	5.34	1921.21	8201.58
62	INTERNATIONAL--SCHEDULED	14687	96.40		.02		.02	96.42
63	TOTAL-----SCHEDULED	939159	6246.03	130.74	1915.89	5.34	1921.23	8298.00
64	NONSCHEDULED	1117						
65	ALL SERVICES	940276	6246.03	130.74	1915.89	5.34	1921.23	8298.00
66	HOUSTON							
67	(HOUSTON INTERCONTINENTAL) L 2.41							
68	AA DOMESTIC-----SCHEDULED	322606	932.61	64.87	827.91	382.34	1210.25	2207.73
69	NONSCHEDULED	122						
70	ALL SERVICES	322728	932.61	64.87	827.91	382.34	1210.25	2207.73
71	AL DOMESTIC-----SCHEDULED	100207	249.01	9.67	537.52		537.52	796.20
72	RN DOMESTIC-----SCHEDULED	519718	2469.02	57.55	1721.39		1721.39	4247.96
73	NONSCHEDULED	2999						
74	ALL SERVICES	522717	2469.02	57.55	1721.39		1721.39	4247.96
75	BN INTERNATIONAL--SCHEDULED	22071	26.61					26.61
76	NONSCHEDULED	133						
77	ALL SERVICES	22204	26.61					26.61

TABLE 6
ENPLANED REVENUE PASSENGERS, ENPLANED REVENUE TONS OF CARGO AND MAIL, AND AIR TRAFFIC
HUB CLASSIFICATIONS, BY TYPE OF OPERATION, BY TYPE OF SERVICE, BY COMMUNITY, AND BY CARRIER
 12 MONTHS ENDED DECEMBER 31, 1980

Line No.	Area, state or country Community (Airport name) Carrier Type of operation Type of service Hub type and percent of enplanements	Enplaned passengers	Enplaned revenue tons					Foreign mail	Total cargo and mail
			Freight	Express	Priority	U.S. Mail Nonpriority	Total		
1	2	3	4	5	6	7	8	9	
1	HOUSTON INTERCONTINENTAL (CONT.)								
2	HN TOTAL-----SCHEDULED	541789	2495.63	57.55	1721.39			4274.57	
3	NONSCHEDULED	3132							
4	ALL SERVICES	544921	2495.63	57.55	1721.39			4274.57	
5									
6	CU DOMESTIC-----SCHEDULED	812609	13069.59	46.55	3046.84	935.84		17098.82	
7	NONSCHEDULED	125							
8	ALL SERVICES	812734	13069.59	46.55	3046.84	935.84		17098.82	
9									
10	DL DOMESTIC-----SCHEDULED	715039	3870.59	370.85	3169.01			7410.45	
11	NONSCHEDULED	713							
12	ALL SERVICES	719752	3870.59	370.85	3169.01			7410.45	
13									
14	EA DOMESTIC-----SCHEDULED	403822	2649.44	57.55	1776.09	453.38		4936.44	
15									
16	EE DOMESTIC-----SCHEDULED		6176.69	62.86	40.12	.08		8281.75	
17									
18	PA DOMESTIC-----SCHEDULED	760372	5886.20	27.21	1397.75	230.94		7542.25	
19	NONSCHEDULED	498							
20	ALL SERVICES	760870	5886.20	27.21	1397.75	230.94	.15	7542.25	
21									
22	PA INTERNATIONAL--SCHEDULED	147341	5059.39		120.12		13.03	5192.54	
23	NONSCHEDULED	1631						89.89	
24	ALL SERVICES	149972	5149.28		120.12		13.03	5282.43	
25									
26	PA TOTAL-----SCHEDULED	907713	10945.59	27.21	1517.87	230.94		12734.79	
27	NONSCHEDULED	2129	89.89					89.89	
28	ALL SERVICES	909842	11035.48	27.21	1517.87	230.94	13.18	12824.68	
29									
30	PI DOMESTIC-----SCHEDULED	36938	77.90	.06	188.87			266.83	
31	NONSCHEDULED	111							
32	ALL SERVICES	35069	77.90	.06	188.87			266.83	
33									
34	QH DOMESTIC-----SCHEDULED	5							
35									
36	RC DOMESTIC-----SCHEDULED	67944	180.68	4.53	486.03			671.24	
37									
38	RD DOMESTIC-----SCHEDULED		654.36					654.36	
39									
40	TI DOMESTIC-----SCHEDULED	943359	2172.45	42.38	1254.06		34.83	3503.72	
41	NONSCHEDULED	11782							
42	ALL SERVICES	955141	2172.45	42.38	1254.06		34.83	3503.72	
43									
44	TA DOMESTIC-----SCHEDULED	51286	70.22	.69	26.34	19.45		116.70	
45	NONSCHEDULED	32							
46	ALL SERVICES	51318	70.22	.69	26.34	19.45		116.70	
47									
48	UA DOMESTIC-----SCHEDULED	28635	19.57	.34	29.20	13.83		62.94	
49	NONSCHEDULED	1016							
50	ALL SERVICES	29651	19.57	.34	29.20	13.83		62.94	
51									
52	WN DOMESTIC-----SCHEDULED	45508							
53									
54	AIRPORT TOTAL								
55	DOMESTIC-----SCHEDULED	4810068	40480.33	745.09	14501.13	2035.86	34.98	57797.39	
56	NONSCHEDULED	17398							
57	ALL SERVICES	4827466	40480.33	745.09	14501.13	2035.86	34.98	57797.39	
58									
59	INTERNATIONAL--SCHEDULED	169412	5086.00		120.12		13.03	5219.15	
60	NONSCHEDULED	1764						89.89	
61	ALL SERVICES	171176	5175.89		120.12		13.03	5309.04	
62									
63	TOTAL-----SCHEDULED	4979480	45566.33	745.09	14621.25	2035.86	48.01	63016.54	
64	NONSCHEDULED	19162	89.89					89.89	
65	ALL SERVICES	4998642	45656.22	745.09	14621.25	2035.86	48.01	63106.43	
66									
67	(WILLIAM P. HOBBS) 0.64								
68	FL DOMESTIC-----SCHEDULED	41590	170.29	4.12	.18			174.59	
69									
70	OZ DOMESTIC-----SCHEDULED	52024	44.65	.80	.11			45.56	
71	NONSCHEDULED	997							
72	ALL SERVICES	53021	44.65	.80	.11			45.56	
73									
74	OH DOMESTIC-----SCHEDULED	42176	101.00	36.00	14.00			151.00	
75	NONSCHEDULED	779							
76	ALL SERVICES	42955	101.00	36.00	14.00			151.00	
77									
78	KW DOMESTIC-----SCHEDULED	96274	58.23	.56				58.79	
79									
80	RW DOMESTIC-----SCHEDULED	26076	31.53	.01				31.54	
81									
82	WN DOMESTIC-----SCHEDULED	1545959							
83	NONSCHEDULED	110							
84	ALL SERVICES	1546069							
85									
86	AIRPORT TOTAL								
87	DOMESTIC-----SCHEDULED	1806099	405.70	41.49	14.29			461.48	
88	NONSCHEDULED	1886							
89	ALL SERVICES	1807985	405.70	41.49	14.29			461.48	
90									
91	COMMUNITY TOTAL BY CARRIER								
92	AA DOMESTIC-----SCHEDULED	322606	932.61	64.87	827.91	382.34		2207.73	
93	NONSCHEDULED	1228							
94	ALL SERVICES	322728	932.61	64.87	827.91	382.34		2207.73	
95									
96	AL DOMESTIC-----SCHEDULED	100207	249.01	9.67	537.52			796.20	
97									
98	RN DOMESTIC-----SCHEDULED	519718	2469.02	57.55	1721.39			4247.96	
99	NONSCHEDULED	2999							
100	ALL SERVICES	522717	2469.02	57.55	1721.39			4247.96	
101									
102	RN INTERNATIONAL--SCHEDULED	22071	26.61					26.61	
103	NONSCHEDULED	133							
104	ALL SERVICES	22204	26.61					26.61	
105									
106	HN TOTAL-----SCHEDULED	541789	2495.63	57.55	1721.39			4274.57	
107	NONSCHEDULED	3132							
108	ALL SERVICES	544921	2495.63	57.55	1721.39			4274.57	
109									
110	CU DOMESTIC-----SCHEDULED	812609	13069.59	46.55	3046.84	935.84		17098.82	
111	NONSCHEDULED	125							
112	ALL SERVICES	812734	13069.59	46.55	3046.84	935.84		17098.82	

TABLE 6
ENPLANED REVENUE PASSENGERS, ENPLANED REVENUE TONS OF CARGO AND MAIL, AND AIR TRAFFIC
HUB CLASSIFICATIONS, BY TYPE OF OPERATION, BY TYPE OF SERVICE, BY COMMUNITY, AND BY CARRIER
12 MONTHS ENDED DECEMBER 31, 1960

Line No.	Ave. state or country (Community (Airport name) Carrier Type of operation Type of service Hub type and percent of enplanements	Enplaned passengers	Enplaned revenue tons					Foreign mail	Total cargo and mail
			Freight	Express	Priority	U.S. Mail Nonpriority	Total		
1	2	3	4	5	6	7	8	9	
COMMUNITY TOTAL BY CARRIER (CONT.)									
2	DL DOMESTIC-----SCHEDULED	719039	3870.59	370.85	3169.01		3169.01	7410.45	
3	NONSCHEDULED	713							
4	ALL SERVICES	719752	3870.59	370.85	3169.01		3169.01	7410.45	
6	EA DOMESTIC-----SCHEDULED	403822	2649.44	57.53	1776.09	453.38	2229.47	4936.44	
8	FL DOMESTIC-----SCHEDULED	41590	170.29	4.12	.18		.18	174.59	
10	FT DOMESTIC-----SCHEDULED		8178.69	62.86	40.12	.08	40.20	8281.75	
12	OZ DOMESTIC-----SCHEDULED	52024	44.65	.80	.11		.11	45.56	
13	NONSCHEDULED	997							
14	ALL SERVICES	53021	44.65	.80	.11		.11	45.56	
16	PA DOMESTIC-----SCHEDULED	760372	5886.20	27.21	1397.75	230.94	1628.69	7542.25	
17	NONSCHEDULED	498							
18	ALL SERVICES	760870	5886.20	27.21	1397.75	230.94	1628.69	7542.25	
19	PA INTERNATIONAL--SCHEDULED	147341	5059.39		120.12		120.12	5192.54	
20	NONSCHEDULED	1631	89.89					89.89	
22	ALL SERVICES	148972	5149.28		120.12		120.12	5282.43	
24	PA TOTAL-----SCHEDULED	907713	10945.59	27.21	1517.87	230.94	1748.81	12734.79	
25	NONSCHEDULED	2129	89.89					89.89	
26	ALL SERVICES	909842	11035.48	27.21	1517.87	230.94	1748.81	12824.68	
27	PI DOMESTIC-----SCHEDULED	34958	77.90	.06	188.87		188.87	266.83	
29	NONSCHEDULED	111							
30	ALL SERVICES	35069	77.90	.06	188.87		188.87	266.83	
32	OH DOMESTIC-----SCHEDULED	42181	101.00	36.00	14.00		14.00	151.00	
33	NONSCHEDULED	779							
34	ALL SERVICES	42960	101.00	36.00	14.00		14.00	151.00	
36	RC DOMESTIC-----SCHEDULED	67944	180.68	4.53	486.03		486.03	671.24	
38	RD DOMESTIC-----SCHEDULED		654.36					654.36	
40	RM DOMESTIC-----SCHEDULED	124350	89.76	.57				90.33	
42	TI DOMESTIC-----SCHEDULED	943359	2172.45	42.38	1254.06		1254.06	3503.72	
43	NONSCHEDULED	11782							
44	ALL SERVICES	955141	2172.45	42.38	1254.06		1254.06	3503.72	
46	TM DOMESTIC-----SCHEDULED	51286	70.22	.69	26.34	19.45	45.79	116.70	
47	NONSCHEDULED	32							
48	ALL SERVICES	51318	70.22	.69	26.34	19.45	45.79	116.70	
49	UA DOMESTIC-----SCHEDULED	28635	19.57	.34	29.20	13.83	43.03	62.94	
50	NONSCHEDULED	1016							
52	ALL SERVICES	29651	19.57	.34	29.20	13.83	43.03	62.94	
54	WN DOMESTIC-----SCHEDULED	1591467							
55	NONSCHEDULED	110							
56	ALL SERVICES	1591577							
58	COMMUNITY TOTAL								
59	DOMESTIC-----SCHEDULED	6616167	40886.03	786.58	14515.42	2035.86	16551.28	34.98	
60	NONSCHEDULED	19284							
61	ALL SERVICES	6635451	40886.03	786.58	14515.42	2035.86	16551.28	34.98	
62	INTERNATIONAL--SCHEDULED	169412	5086.00		120.12		120.12	13.03	
63	NONSCHEDULED	1764	89.89					89.89	
64	ALL SERVICES	171176	5175.89		120.12		120.12	13.03	
65	TOTAL-----SCHEDULED	6785579	45972.03	786.58	14635.54	2035.86	16671.40	48.01	
66	NONSCHEDULED	21048	89.89					89.89	
67	ALL SERVICES	6806627	46061.92	786.58	14635.54	2035.86	16671.40	48.01	
73	LAREDO N C.00								
74	(LAREDO AFB)								
75	TI DOMESTIC-----SCHEDULED	25912	85.84		4.29		4.29	90.13	
76	NONSCHEDULED	1092							
77	ALL SERVICES	27004	85.84		4.29		4.29	90.13	
83	LUBBOCK S 0.16								
84	(LUBBOCK REGIONAL)								
85	BN DOMESTIC-----SCHEDULED	100136	182.67	.15	201.82		201.82	384.64	
86	NONSCHEDULED	160							
87	ALL SERVICES	100296	182.67	.15	201.82		201.82	384.64	
89	CO DOMESTIC-----SCHEDULED	38135	407.95	1.01	90.05		90.05	499.01	
90	TI DOMESTIC-----SCHEDULED	38678	72.20	.57	57.37		57.37	130.14	
91	NONSCHEDULED	575							
92	ALL SERVICES	39253	72.20	.57	57.37		57.37	130.14	
94	WN DOMESTIC-----SCHEDULED	285486							
95	ZV DOMESTIC-----SCHEDULED	6045	14.44	.11				14.55	
97	COMMUNITY TOTAL								
98	DOMESTIC-----SCHEDULED	468480	677.26	1.84	349.24		349.24	1028.34	
99	NONSCHEDULED	735							
100	ALL SERVICES	469215	677.26	1.84	349.24		349.24	1028.34	
104	MIDLAND/DOESSA S 0.17								
105	(MIDLAND REGIONAL)								
106	BN DOMESTIC-----SCHEDULED	73415	84.40	.24	271.80		271.80	356.44	
107	CO DOMESTIC-----SCHEDULED	105472	778.34	1.23	168.58		168.58	948.15	
108	TI DOMESTIC-----SCHEDULED	37918	73.97	1.45	33.10		33.10	108.52	
109	NONSCHEDULED	388							
111	ALL SERVICES	38306	73.97	1.45	33.10		33.10	108.52	

TABLE 4
 ENPLANED REVENUE PASSENGERS, ENPLANED REVENUE TONS OF CARGO AND MAIL, AND AIR TRAFFIC
 HUB CLASSIFICATIONS, BY TYPE OF OPERATION, BY TYPE OF SERVICE, BY COMMUNITY, AND BY CARRIER
 12 MONTHS ENDED DECEMBER 31, 1980

Line No.	Area, state or country Community (Airport name) (Carrier) Type of operation Type of service Hub type and percent of enplanements	Enplaned passengers	Enplaned revenue tons					
			Freight	Express	U. S. Mail		Foreign mail	Total cargo and mail
					Priority	Nonpriority		
1	MIDLAND REGIONAL (CONTR.)							
2	WN DOMESTIC-----SCHEDULED	273403						
3	NONSCHEDULED	561						
4	ALL SERVICES	273964						
5								
6	COMMUNITY TOTAL							
7	DOMESTIC-----SCHEDULED	490208	936.71	2.92	473.48		473.48	1413.11
8	NONSCHEDULED	949						
9	ALL SERVICES	491157	936.71	2.92	473.48		473.48	1413.11
10								
11								
12								
13	MISSION/MCALLEN/EDINBURG N C.00							
14	(MILLER INTERNATIONAL)							
15	TI DOMESTIC-----SCHEDULED	137070	274.70	3.21	20.04		20.04	297.95
16	NONSCHEDULED	517						
17	ALL SERVICES	137587	274.70	3.21	20.04		20.04	297.95
18								
19								
20								
21	SAN ANGELO N C.00							
22	(RATHIS FIELD)							
23	TI DOMESTIC-----SCHEDULED	39085	176.89	.74	55.78		55.78	233.41
24	NONSCHEDULED	158						
25	ALL SERVICES	39243	176.89	.74	55.78		55.78	233.41
26								
27								
28								
29	SAN ANTONIO M C.54							
30	(SAN ANTONIO INTERNATIONAL)							
31	AA DOMESTIC-----SCHEDULED	166739	687.78	49.04	495.14	50.74	545.88	1282.70
32	NONSCHEDULED	459						
33	ALL SERVICES	167198	687.78	49.04	495.14	50.74	545.88	1282.70
34								
35	AA INTERNATIONAL--SCHEDULED	1166	6.62					6.62
36								
37	AA TOTAL-----SCHEDULED	167905	694.40	49.04	495.14	50.74	545.88	1289.32
38	NONSCHEDULED	459						
39	ALL SERVICES	168364	694.40	49.04	495.14	50.74	545.88	1289.32
40								
41	AL DOMESTIC-----SCHEDULED	17899	16.26	.32	79.01		79.01	95.59
42								
43	BN DOMESTIC-----SCHEDULED	347039	990.32	12.26	1214.83		1214.83	2217.41
44	NONSCHEDULED	358						
45	ALL SERVICES	347397	990.32	12.26	1214.83		1214.83	2217.41
46								
47	RN INTERNATIONAL--SCHEDULED	72643	368.74		3.54		3.54	372.28
48								
49	RN TOTAL-----SCHEDULED	419682	1359.06	12.26	1218.37		1218.37	2589.69
50	NONSCHEDULED	358						
51	ALL SERVICES	420040	1359.06	12.26	1218.37		1218.37	2589.69
52								
53	CO DOMESTIC-----SCHEDULED	210625	1393.29	23.14	1041.18		1041.18	2457.61
54								
55	DL DOMESTIC-----SCHEDULED	51427	470.77	79.68	750.63		750.63	1301.08
56								
57	EA DOMESTIC-----SCHEDULED	141642	1210.62	38.00	935.53	9.95	945.48	2194.10
58								
59	TI DOMESTIC-----SCHEDULED	62326	85.64	.14	90.53		90.53	176.31
60	NONSCHEDULED	454						
61	ALL SERVICES	66880	85.64	.14	90.53		90.53	176.31
62								
63	WN DOMESTIC-----SCHEDULED	416781						
64								
65	COMMUNITY TOTAL							
66	DOMESTIC-----SCHEDULED	1454478	4854.68	202.58	4606.85	60.69	4667.54	9724.80
67	NONSCHEDULED	5371						
68	ALL SERVICES	1459849	4854.68	202.58	4606.85	60.69	4667.54	9724.80
69								
70	INTERNATIONAL--SCHEDULED	73809	375.36		3.54		3.54	378.90
71								
72	TOTAL-----SCHEDULED	1528287	5230.04	202.58	4610.39	60.69	4671.08	10103.70
73	NONSCHEDULED	5371						
74	ALL SERVICES	1533658	5230.04	202.58	4610.39	60.69	4671.08	10103.70
75								
76								
77								
78	WICHITA FALLS N C.00							
79	(SHEPPARD AFB/W.H.FALLS AIR TRML)							
80	TI DOMESTIC-----SCHEDULED	3586	14.89		.52		.52	15.41
81								
82								
83								
84	TITAN							
85								
86								
87								
88	CEDAR CITY N C.00							
89	(CEDAR CITY MUNI)							
90	OG DOMESTIC-----SCHEDULED	7324	30.40		1.30		1.30	31.70
91								
92								
93								
94	ST. GEORGE N C.00							
95	(ST. GEORGE MUNI)							
96	OG DOMESTIC-----SCHEDULED	8835	19.40					19.40
97								
98								
99								
100	SALT LAKE CITY M C.70							
101	(SALT LAKE CITY INTL)							
102	AA DOMESTIC-----SCHEDULED	111420	444.48	14.00	273.76	8.83	282.59	741.07
103								
104	RN DOMESTIC-----SCHEDULED	55453	189.78		118.68		118.68	308.46
105	NONSCHEDULED	97						
106	ALL SERVICES	55550	189.78		118.68		118.68	308.46
107								
108	CZ DOMESTIC-----SCHEDULED	5360	12.60		26.10		26.10	38.70
109	NONSCHEDULED	18						
110	ALL SERVICES	5378	12.60		26.10		26.10	38.70
111								
112								

TABLE 4
 ENPLANED REVENUE PASSENGERS, ENPLANED REVENUE TONS OF CARGO AND MAIL, AND AIR TRAFFIC
 HUB CLASSIFICATIONS, BY TYPE OF OPERATION, BY TYPE OF SERVICE, BY COMMUNITY, AND BY CARRIER
 12 MONTHS ENDED DECEMBER 31, 1980

Line No.	Area, state or country Community (Airport name) Carrier Type of operation Type of service Hub type and percent of enplanements	Enplaned passengers	Enplaned revenue tons						
			Freight	Express	U.S. Mail			Foreign mail	Total cargo and mail
					Priority	Nonpriority	Total		
1	2	3	4	5	6	7	8	9	
1	SALT LAKE CITY INTL (CONT.)								
2	DL DOMESTIC-----SCHEDULED	44751	326.30	1.61	338.03		338.03	665.94	
3									
4	FA DOMESTIC-----SCHEDULED	58096	206.72	1.35	441.62	5.29	446.91	654.98	
5									
6	FL DOMESTIC-----SCHEDULED	180457	1068.84	13.60	713.59		713.59	1796.03	
7		157							
8	NONSCHEDULED ALL SERVICES	188614	1068.84	13.60	713.59		713.59	1796.03	
9									
10	PS DOMESTIC-----SCHEDULED	46157	70.10		58.59		58.59	128.69	
11		394							
12	NONSCHEDULED ALL SERVICES	46511	70.10		58.59		58.59	128.69	
13									
14	QG DOMESTIC-----SCHEDULED	16717	58.90		4.50		4.50	63.40	
15									
16	RW DOMESTIC-----SCHEDULED	164540	403.27	4.15	522.61	.34	522.95	930.37	
17									
18	RW DOMESTIC-----SCHEDULED	45681	171.03	.64	267.63		267.63	439.30	
19		117							
20	NONSCHEDULED ALL SERVICES	45798	171.03	.64	267.63		267.63	439.30	
21									
22	TI DOMESTIC-----SCHEDULED	59340	152.62	3.93	166.39		166.39	322.94	
23		333							
24	NONSCHEDULED ALL SERVICES	59673	152.62	3.93	166.39		166.39	322.94	
25									
26	TW DOMESTIC-----SCHEDULED	24871	30.16		177.53		177.53	207.69	
27									
28	UA DOMESTIC-----SCHEDULED	357571	2495.28	177.11	1789.86	5.06	1794.92	4467.31	
29		3834							
30	NONSCHEDULED ALL SERVICES	361405	2495.28	177.11	1789.86	5.06	1794.92	4467.31	
31									
32	WA DOMESTIC-----SCHEDULED	773382	3553.28	28.49	2276.13	356.36	2632.49	6214.26	
33									
34	COMMUNITY TOTAL								
35	DOMESTIC-----SCHEDULED	1991796	9183.36	244.88	7175.02	375.88	7550.90	16979.14	
36		4910							
37	NONSCHEDULED ALL SERVICES	1996706	9183.36	244.88	7175.02	375.88	7550.90	16979.14	
38									
39									
40									
41	VERMONT								
42	VERMONT (VERMONT) N C.00								
43	FL DOMESTIC-----SCHEDULED	8070	73.64	.66	21.31		21.31	95.61	
44									
45									
46									
47	VERMONT								
48									
49									
50									
51	BURLINGTON (BURLINGTON INTERNATIONAL) S G.07								
52	AL DOMESTIC-----SCHEDULED	79375	177.75	1.25	64.73		64.73	243.73	
53									
54	DL DOMESTIC-----SCHEDULED	91037	571.35	.31	48.15		48.15	619.81	
55									
56	NE DOMESTIC-----SCHEDULED	23249	5.97		.34		.34	6.31	
57		76							
58	NONSCHEDULED ALL SERVICES	23325	5.97		.34		.34	6.31	
59									
60	NO DOMESTIC-----SCHEDULED	8914	3.00					3.00	
61									
62									
63	COMMUNITY TOTAL								
64	DOMESTIC-----SCHEDULED	202575	758.07	1.56	113.22		113.22	872.85	
65		76							
66	NONSCHEDULED ALL SERVICES	202651	758.07	1.56	113.22		113.22	872.85	
67									
68									
69									
70	MONTPELIER/BARRE N G.00								
71	(EDWARD F. KNAPP STATE)								
72	NE DOMESTIC-----SCHEDULED	4569	3.12		.02		.02	3.14	
73									
74									
75									
76	VIRGINIA								
77									
78									
79									
80	CHARLOTTESVILLE (CHARLOTTESVILLE-ALBERMARLE) N C.00								
81	PI DOMESTIC-----SCHEDULED	59513	72.68	.10	16.13		16.13	88.91	
82		414							
83	NONSCHEDULED ALL SERVICES	59927	72.68	.10	16.13		16.13	88.91	
84									
85									
86									
87									
88	DANVILLE (DANVILLE MUNI) N C.00								
89	VL DOMESTIC-----SCHEDULED	81							
90									
91									
92									
93									
94	HOT SPRINGS (TINGALLS FIELD) N C.00								
95	PI DOMESTIC-----SCHEDULED	2221	2.48					2.48	
96		20							
97	NONSCHEDULED ALL SERVICES	2241	2.48					2.48	
98									
99									
100									
101									
102	LYNCHBURG (LYNCHBURG MUNI/PRESTON GLEN FLD) N C.00								
103	PI DOMESTIC-----SCHEDULED	40259	102.00	.05	4.93		4.93	106.98	
104		144							
105	NONSCHEDULED ALL SERVICES	40403	102.00	.05	4.93		4.93	106.98	
106									
107									
108									
109									
110									
111									
112									

TABLE 6
 ENPLANED REVENUE PASSENGERS, ENPLANED REVENUE TONS OF CARGO AND MAIL, AND AIR TRAFFIC
 HUB CLASSIFICATIONS, BY TYPE OF OPERATION, BY TYPE OF SERVICE, BY COMMUNITY, AND BY CARRIER
 12 MONTHS ENDED DECEMBER 31, 1980

Line No.	Area, state or country (Community (Airport name) Carrier Type of operation Type of service Hub type and percent of enplanements)	Enplaned passengers	Enplaned revenue tons					Foreign mail	Total cargo and mail
			Freight	Express	Priority	U.S. Mail Nonpriority	Total		
1	2	3	4	5	6	7	8	9	
1	VIRGINIA (CONT.)								
2	NEWPT NEW/HAMPTON/MILLBG/YKTN N 0.00								
3	(PATRICK HENRY)								
4	UA DOMESTIC-----SCHEDULED	29839	107.98	8.42	28.93		28.93	145.33	
5									
6									
7									
8	NORFOLK/VA BCH/PTSMTH/CHESAPKE N 0.33								
9	(NORFOLK REGIONAL)								
10	AL DOMESTIC-----SCHEDULED	260124	190.50	.91	60.50		60.50	251.91	
11									
12	EA DOMESTIC-----SCHEDULED	131159	122.07	44.98	87.53	12.39	99.92	266.97	
13									
14	PA DOMESTIC-----SCHEDULED	33184	104.06	.68	7.85	.04	7.89	112.63	
15									
16	PI DOMESTIC-----SCHEDULED	409938	637.35		193.54		193.54	830.89	
17									
18	NONSCHEDULED ALL SERVICES	713	637.35		193.54		193.54	830.89	
19									
20	UA DOMESTIC-----SCHEDULED	114557	293.63	31.78	78.79		78.79	404.20	
21									
22	NONSCHEDULED ALL SERVICES	999	293.63	31.78	78.79		78.79	404.20	
23									
24	VL DOMESTIC-----SCHEDULED	501							
25									
26	COMMUNITY TOTAL								
27	DOMESTIC-----SCHEDULED	949463	1347.61	78.35	428.21	12.43	440.64	1866.60	
28									
29	NONSCHEDULED ALL SERVICES	1712	1347.61	78.35	428.21	12.43	440.64	1866.60	
30									
31									
32									
33	RICHMOND (RICHARD E BYRD FLYING FIELD) S 0.22								
34	AK DOMESTIC-----SCHEDULED	49340	13.10					13.10	
35									
36	EA DOMESTIC-----SCHEDULED	224637	546.01	11.06	396.05	1.28	397.33	954.40	
37									
38	NONSCHEDULED ALL SERVICES	137	546.01	11.06	396.05	1.28	397.33	954.40	
39									
40	PI DOMESTIC-----SCHEDULED	251557	667.01	4.06	427.31		427.31	1098.38	
41									
42	NONSCHEDULED ALL SERVICES	930	667.01	4.06	427.31		427.31	1098.38	
43									
44	UA DOMESTIC-----SCHEDULED	51613	42.41	5.09	93.44		93.44	140.94	
45									
46	NONSCHEDULED ALL SERVICES	1321	42.41	5.09	93.44		93.44	140.94	
47									
48	VL DOMESTIC-----SCHEDULED	240							
49									
50									
51	COMMUNITY TOTAL								
52	DOMESTIC-----SCHEDULED	617387	1268.53	20.21	916.80	1.28	918.08	2206.82	
53									
54	NONSCHEDULED ALL SERVICES	2388	1268.53	20.21	916.80	1.28	918.08	2206.82	
55									
56									
57									
58	ROANOKE (ROANOKE MUNI) S 0.13								
59	PI DOMESTIC-----SCHEDULED	381012	1146.07	5.47	207.41		207.41	1358.95	
60									
61	NONSCHEDULED ALL SERVICES	1155	1146.07	5.47	207.41		207.41	1358.95	
62									
63									
64									
65									
66	STAUNTON (SHENANDOAH VALLEY) N 0.00								
67	PI DOMESTIC-----SCHEDULED	16027	55.41					55.41	
68									
69	NONSCHEDULED ALL SERVICES	87	55.41					55.41	
70									
71									
72									
73									
74	WASHINGTON								
75									
76									
77									
78	EVERETT (SHOHORISH COUNTY/PAINE COUNTY) N 0.00								
79									
80									
81									
82	MOSES LAKE (GRANT COUNTY) N 0.00								
83	CZ DOMESTIC-----SCHEDULED	1184	1.00					1.00	
84									
85									
86									
87									
88	OLYMPIA (OLYMPIA AIRPORT) N 0.00								
89	CZ DOMESTIC-----SCHEDULED	1888	3.80					3.80	
90									
91									
92									
93									
94	PASCO/RENNICK/RICHLAND (TRI-CITIES) N 0.00								
95	CZ DOMESTIC-----SCHEDULED	10958	11.80					11.80	
96									
97	RM DOMESTIC-----SCHEDULED	75304	126.86	1.33	232.09	.41	232.50	360.69	
98									
99	RM DOMESTIC-----SCHEDULED	25434	45.72	.09	100.18		100.18	145.99	
100									
101									
102	COMMUNITY TOTAL								
103	DOMESTIC-----SCHEDULED	111696	184.38	1.42	332.27	.41	332.68	518.48	
104									
105									
106									
107	PULLMAN/ROSCOW (PULLMAN-ROSCOW REGIONAL) N 0.00								
108	CZ DOMESTIC-----SCHEDULED	10092	7.30					7.30	
109									
110									
111									
112									

TABLE 6
 ENPLANED REVENUE PASSENGERS, ENPLANED REVENUE TONS OF CARGO AND MAIL, AND AIR TRAFFIC
 HUB CLASSIFICATIONS, BY TYPE OF OPERATION, BY TYPE OF SERVICE, BY COMMUNITY, AND BY CARRIER
 12 MONTHS ENDED DECEMBER 31, 1980

No.	Area, state or country (Airport name) Carrier Type of operation Type of service Hub type and percent of enplanements	Enplaned passengers	Enplaned revenue tons					
			Freight	Express	Priority	U.S. Mail Nonpriority	Total	Foreign mail
1	2	3	4	5	6	7	8	9
1	WASHINGTON (CONT.)							
2	RICHMOND N 0.00							
3	(RICHMOND)							
4	CZ DOMESTIC-----SCHEDULED	7078	4.80					4.80
5								
6								
7								
8	SPATILE/TAGOMA L 1.54							
9	(BOEING FIELD INTL.) C.00							
10	BN DOMESTIC-----SCHEDULED	198	.05		.09	.09		.14
11								
12	EA DOMESTIC-----SCHEDULED	71						
13								
14	UA DOMESTIC-----NONSCHEDULED	44						
15								
16	WA DOMESTIC-----SCHEDULED	144		.10	.05	.05		.15
17								
18	AIRPORT TOTAL							
19	DOMESTIC-----SCHEDULED	413	.05	.10	.14	.14		.29
20								
21	NONSCHEDULED	457	.05	.10	.14	.14		.29
22	ALL SERVICES							
23	(SPATILE-TAGOMA INTERNATIONAL) 1.54							
24	AA DOMESTIC-----SCHEDULED	43722	277.37	4.42	173.38	9.80	183.18	464.97
25								
26	AS DOMESTIC-----SCHEDULED	309247	5100.65		3033.33	3033.33		8133.98
27		5812	18.59					18.59
28	NONSCHEDULED	314859	5117.24		3033.33	3033.33		8150.57
29	ALL SERVICES							
30								
31	BN DOMESTIC-----SCHEDULED	81912	455.55	13.45	470.63	470.63		939.63
32		231						
33	NONSCHEDULED	82143	455.55	13.45	470.63	470.63		939.63
34	ALL SERVICES							
35								
36	CU DOMESTIC-----SCHEDULED	249724	4610.19	46.99	933.67	.13	933.80	5590.98
37								
38	CZ DOMESTIC-----SCHEDULED	32952	63.70		47.10		47.10	110.80
39		18						
40	NONSCHEDULED	32970	63.70		47.10		47.10	110.80
41	ALL SERVICES							
42								
43	DL DOMESTIC-----SCHEDULED	66541	762.35	33.08	295.44		295.44	1090.87
44								
45	FA DOMESTIC-----SCHEDULED	170913	1210.44	32.41	1142.89	.16	1143.05	2385.90
46								
47	FT DOMESTIC-----SCHEDULED	20843.15	90.39		982.30	17.25	999.55	2193.09
48								
49	FT INTERNATIONAL--SCHEDULED		1385.13		8.79	7.75	16.54	1401.67
50			2245.50					2245.50
51	NONSCHEDULED		3630.63		8.79	7.75	16.54	3647.17
52	ALL SERVICES							
53	FT TOTAL-----SCHEDULED	22228.28	90.39	991.09	25.00	1016.09		2334.76
54								
55	NONSCHEDULED	2245.50						2245.50
56	ALL SERVICES	24473.78	90.39	991.09	25.00	1016.09		25580.26
57								
58	NW DOMESTIC-----SCHEDULED	803705	45156.77	221.98	3780.91	3271.94	7052.85	52502.46
59		890						
60	NONSCHEDULED	804595	45156.77	221.98	3780.91	3271.94	7052.85	52502.46
61	ALL SERVICES							
62								
63	NW INTERNATIONAL--SCHEDULED	100417	4918.18		2111.28	620.30	2731.58	7749.52
64			31.74					31.74
65	NONSCHEDULED	100417	4949.92		2111.28	620.30	2731.58	7781.26
66	ALL SERVICES							
67								
68	NW TOTAL-----SCHEDULED	904122	50074.95	221.98	5892.19	3892.24	9784.43	60251.98
69		890						
70	NONSCHEDULED	905012	50106.69	221.98	5892.19	3892.24	9784.43	60283.72
71	ALL SERVICES							
72								
73	PA DOMESTIC-----SCHEDULED	84970	455.93	.94	63.66	.45	64.11	520.98
74		107						
75	NONSCHEDULED	85077	455.93	.94	63.66	.45	64.11	520.98
76	ALL SERVICES							
77								
78	PA INTERNATIONAL--SCHEDULED	72136	1859.90		67.95		67.95	1927.85
79								
80	PA TOTAL-----SCHEDULED	157106	2315.83	.94	131.61	.45	132.06	2448.83
81		107						
82	NONSCHEDULED	157213	2315.83	.94	131.61	.45	132.06	2448.83
83	ALL SERVICES							
84								
85	RV DOMESTIC-----SCHEDULED	4907	121.38		.35		.35	121.73
86								
87	RW DOMESTIC-----SCHEDULED	374201	1267.46	26.10	1547.97		1547.97	2881.53
88		1247						
89	NONSCHEDULED	374448	1267.46	26.10	1547.97		1547.97	2881.53
90	ALL SERVICES							
91								
92	RW DOMESTIC-----SCHEDULED	126050	451.49	21.50	665.18		665.18	1138.17
93		212						
94	NONSCHEDULED	126262	451.49	21.50	665.18		665.18	1138.17
95	ALL SERVICES							
96								
97	TM DOMESTIC-----SCHEDULED	43965	190.88		354.57		354.57	545.45
98		88						
99	NONSCHEDULED	44053	190.88		354.57		354.57	545.45
100	ALL SERVICES							
101								
102	UA DOMESTIC-----SCHEDULED	1274731	14692.93	317.26	5071.53	64.03	5135.56	20145.75
103		3650						
104	NONSCHEDULED	1278381	14692.93	317.26	5071.53	64.03	5135.56	20145.75
105	ALL SERVICES							
106								
107	WA DOMESTIC-----SCHEDULED	437661	10167.95	493.09	1601.07	1401.33	3002.40	13663.44
108		998						
109	NONSCHEDULED	438659	10167.95	493.09	1601.07	1401.33	3002.40	13663.44
110	ALL SERVICES							
111								
112	WE DOMESTIC-----SCHEDULED	60545	1208.63		165.80	1.02	166.82	1375.45
		1087						39.46
	NONSCHEDULED	61632	1248.09		165.80	1.02	166.82	1414.91
	ALL SERVICES							
	AIRPORT TOTAL							
	DOMESTIC-----SCHEDULED	4165744	107036.82	1301.61	20329.78	4766.11	25095.89	70.88
		14140						56.05
	NONSCHEDULED	4179806	107092.87	1301.61	20329.78	4766.11	25095.89	70.88
	ALL SERVICES							
	INTERNATIONAL--SCHEDULED	172553	8163.21		2188.02	628.05	2816.07	99.76
			2277.24					227.26
	NONSCHEDULED	172553	10440.45		2188.02	628.05	2816.07	99.76
	ALL SERVICES							

TABLE 6
ENPLANED REVENUE PASSENGERS, ENPLANED REVENUE TONS OF CARGO AND MAIL, AND AIR TRAFFIC
HUB CLASSIFICATIONS, BY TYPE OF OPERATION, BY TYPE OF SERVICE, BY COMMUNITY, AND BY CARRIER

		12 MONTHS ENDED DECEMBER 31, 1980							
No.	Area, state or country (Community (Airport name) Carrier Type of operation Hub type and percent of enplanements	Enplaned passengers	Enplaned revenue tons					Foreign mail	Total cargo and mail
			Freight	Express	Priority	U. S. Mail Nonpriority	Total		
		2	3	4	5	6	7	8	9
1	AIRPORT TOTAL (CONT.)								
2	TOTAL-----SCHEDULED	4338299	115200.03	1301.61	22517.80	5394.16	27911.96	170.62	144584.22
3	-----NONSCHEDULED	14140	2333.29						2333.29
4	-----ALL SERVICES	4352439	117533.32	1301.61	22517.80	5394.16	27911.96	170.62	146917.51
5	COMMUNITY TOTAL BY CARRIER								
6	AA DOMESTIC-----SCHEDULED	43722	277.37	4.42	173.38	9.80	183.18		464.97
7	AS DOMESTIC-----SCHEDULED	309247	5100.65		3033.33		3033.33		8133.98
8	-----NONSCHEDULED	5612	16.59						16.59
9	-----ALL SERVICES	314859	5117.24		3033.33		3033.33		8150.57
10	AM DOMESTIC-----SCHEDULED	82110	455.60	13.45	470.72		470.72		939.77
11	-----NONSCHEDULED	231							
12	-----ALL SERVICES	82341	455.60	13.45	470.72		470.72		939.77
13	AN DOMESTIC-----SCHEDULED	245724	4610.19	46.99	933.67	.13	933.80		5590.98
14	-----NONSCHEDULED	32952	63.70		47.10		47.10		110.80
15	-----ALL SERVICES	32970	63.70		47.10		47.10		110.80
16	AO DOMESTIC-----SCHEDULED	66541	762.35	33.08	295.44		295.44		1090.87
17	FA DOMESTIC-----SCHEDULED	170984	1210.44	32.41	1142.85	.16	1143.05		2385.90
18	FT DOMESTIC-----SCHEDULED		20843.15	90.39	982.30	17.25	999.55		21933.09
19	FT INTERNATIONAL--SCHEDULED		1385.13		8.79	7.75	16.54		1401.67
20	-----NONSCHEDULED		2245.50		8.79	7.75	16.54		2245.50
21	-----ALL SERVICES		3630.63						3647.17
22	FT TOTAL-----SCHEDULED		22228.28	90.39	991.09	25.00	1016.09		23334.76
23	-----NONSCHEDULED		2245.50						2245.50
24	-----ALL SERVICES		24473.78	90.39	991.09	25.00	1016.09		25580.26
25	AW DOMESTIC-----SCHEDULED	803705	45156.77	221.98	3780.91	3271.94	7052.85	70.86	52502.46
26	-----NONSCHEDULED	890							
27	-----ALL SERVICES	804595	45156.77	221.98	3780.91	3271.94	7052.85	70.86	52502.46
28	AX INTERNATIONAL--SCHEDULED	100417	4918.18		2111.28	620.30	2731.58	99.76	7749.52
29	-----NONSCHEDULED		31.74						31.74
30	-----ALL SERVICES	100417	4949.92		2111.28	620.30	2731.58	99.76	7781.26
31	AY TOTAL-----SCHEDULED	904122	50074.95	221.98	5892.19	3892.24	9784.43	170.62	60251.98
32	-----NONSCHEDULED	890	31.74						31.74
33	-----ALL SERVICES	905012	50106.69	221.98	5892.19	3892.24	9784.43	170.62	60283.72
34	BA DOMESTIC-----SCHEDULED	84970	455.93	.94	63.66	.45	64.11		520.98
35	-----NONSCHEDULED	107							
36	-----ALL SERVICES	85077	455.93	.94	63.66	.45	64.11		520.98
37	BB INTERNATIONAL--SCHEDULED	72136	1859.90		67.95		67.95		1927.85
38	PA TOTAL-----SCHEDULED	157106	2315.83	.94	131.61	.45	132.06		2448.83
39	-----NONSCHEDULED	107							
40	-----ALL SERVICES	157213	2315.83	.94	131.61	.45	132.06		2448.83
41	BV DOMESTIC-----SCHEDULED	4907	121.38		.35		.35		121.73
42	BW DOMESTIC-----SCHEDULED	500251	1718.95	47.60	2213.15		2213.15		3979.70
43	-----NONSCHEDULED	1459							
44	-----ALL SERVICES	501710	1718.95	47.60	2213.15		2213.15		3979.70
45	BX DOMESTIC-----SCHEDULED	43965	190.88		354.57		354.57		545.45
46	-----NONSCHEDULED	88							
47	-----ALL SERVICES	44053	190.88		354.57		354.57		545.45
48	BY DOMESTIC-----SCHEDULED	1274731	14692.93	317.26	5071.53	64.03	5135.56		20145.75
49	-----NONSCHEDULED	3694							
50	-----ALL SERVICES	1278425	14692.93	317.26	5071.53	64.03	5135.56		20145.75
51	BZ DOMESTIC-----SCHEDULED	437805	10167.95	493.19	1601.12	1401.33	3002.45		13663.59
52	-----NONSCHEDULED	998							
53	-----ALL SERVICES	438803	10167.95	493.19	1601.12	1401.33	3002.45		13663.59
54	CA DOMESTIC-----SCHEDULED	60545	1208.63		165.80	1.02	166.82		1375.45
55	-----NONSCHEDULED	1087	39.46						39.46
56	-----ALL SERVICES	61632	1248.09		165.80	1.02	166.82		1414.91
57	CC COMMUNITY TOTAL								
58	DOMESTIC-----SCHEDULED	4166159	107036.87	1301.71	20329.92	4766.11	25096.03	70.86	133565.47
59	-----NONSCHEDULED	14184	36.05						36.05
60	-----ALL SERVICES	4180343	107092.92	1301.71	20329.92	4766.11	25096.03	70.86	133561.52
61	INTERNATIONAL--SCHEDULED	172553	8163.21		2188.02	628.05	2816.07	99.76	11079.04
62	-----NONSCHEDULED		2277.24						2277.24
63	-----ALL SERVICES	172553	10440.45		2188.02	628.05	2816.07	99.76	13356.28
64	TOTAL-----SCHEDULED	4338712	115200.08	1301.71	22517.94	5394.16	27912.10	170.62	144584.51
65	-----NONSCHEDULED	14184	2333.29						2333.29
66	-----ALL SERVICES	4352896	117533.37	1301.71	22517.94	5394.16	27912.10	170.62	146917.80
67	SPKANE								
68	(SPKANE INTERNATIONAL) N 0-26								
69	CA DOMESTIC-----SCHEDULED	13556	40.40		18.90		18.90		59.30
70	-----NONSCHEDULED	33							
71	-----ALL SERVICES	13589	40.40		18.90		18.90		59.30
72	FL DOMESTIC-----SCHEDULED	62969	359.48	4.57	212.39		212.39		576.44
73	FW DOMESTIC-----SCHEDULED	351041	1348.34	9.37	934.22	15.43	949.65		2307.36
74	RW DOMESTIC-----SCHEDULED	114579	349.51	.42	210.69		210.69		560.62
75	-----NONSCHEDULED	71							
76	-----ALL SERVICES	114650	349.51	.42	210.69		210.69		560.62
77	RY DOMESTIC-----SCHEDULED	38732	103.73	.09	102.73		102.73		206.55

TABLE 6
 ENPLANED REVENUE, PASSENGERS, ENPLANED REVENUE TONS OF CARGO AND MAIL, AND AIR TRAFFIC
 HUB CLASSIFICATIONS, BY TYPE OF OPERATION, BY TYPE OF SERVICE, BY COMMUNITY, AND BY CARRIER
 12 MONTHS ENDED DECEMBER 31, 1980

1. 2. 3. 4. 5. 6. 7. 8. 9. 10. 11. 12. 13. 14. 15. 16. 17. 18. 19. 20. 21. 22. 23. 24. 25. 26. 27. 28. 29. 30. 31. 32. 33. 34. 35. 36. 37. 38. 39. 40. 41. 42. 43. 44. 45. 46. 47. 48. 49. 50. 51. 52. 53. 54. 55. 56. 57. 58. 59. 60. 61. 62. 63. 64. 65. 66. 67. 68. 69. 70. 71. 72. 73. 74. 75. 76. 77. 78. 79. 80. 81. 82. 83. 84. 85. 86. 87. 88. 89. 90. 91. 92. 93. 94. 95. 96. 97. 98. 99. 100. 101. 102. 103. 104. 105. 106. 107. 108. 109. 110. 111. 112.	Area, state or country Community (Airport name) Carrier Type of operation Type of service Hub type and percent of enplanements	Enplaned passengers	Enplaned revenue tons					Total cargo and mail
			Freight	Express	U.S. Mail		Foreign mail	
					Priority	Nonpriority	Total	
	SPOKANE INTERNATIONAL (CONT.)							
	UA DOMESTIC-----SCHEDULED	157199	312.55	24.54	476.20	8.03	484.23	821.32
	NONSCHEDULED	919						
	ALL SERVICES	158118	312.55	24.54	476.20	8.03	484.23	821.32
	WA DOMESTIC-----SCHEDULED	8090	8.39	.13	2.98	.02	3.00	11.52
	COMMUNITY TOTAL							
	DOMESTIC-----SCHEDULED	746166	2522.40	39.12	1958.11	23.48	1981.59	4543.11
	NONSCHEDULED	1023						
	ALL SERVICES	747189	2522.40	39.12	1958.11	23.48	1981.59	4543.11
	WALLA WALLA N 0.00							
	(WALLA WALLA CITY COUNTY)							
	CZ DOMESTIC-----SCHEDULED	9399	11.60					11.60
	NONSCHEDULED	138						
	ALL SERVICES	9537	11.60					11.60
	WENATCHEE N 0.00							
	(PANGBORN FIELD)							
	CZ DOMESTIC-----SCHEDULED	5812	5.60					5.60
	YAKIMA N 0.00							
	(YAKIMA MUNI)							
	CZ DOMESTIC-----SCHEDULED	8993	9.00		.07		.07	9.07
	RW DOMESTIC-----SCHEDULED	29294	101.98	.22	168.39		168.39	270.59
	RW DOMESTIC-----SCHEDULED	10325	30.67		82.90		82.90	113.57
	COMMUNITY TOTAL							
	DOMESTIC-----SCHEDULED	48612	141.65	.22	251.36		251.36	393.23
	WEST VIRGINIA							
	ASHLAND/MOUNTINGTON N 0.00							
	(TRI-STATE/WALKER-LONG FIELD)							
	AL DOMESTIC-----SCHEDULED	49750	44.35	1.55	110.35		110.35	156.25
	NONSCHEDULED	61						
	ALL SERVICES	49811	44.35	1.55	110.35		110.35	156.25
	PI DOMESTIC-----SCHEDULED	59121	44.25	2.17	98.66		98.66	145.08
	NONSCHEDULED	243						
	ALL SERVICES	59364	44.25	2.17	98.66		98.66	145.08
	COMMUNITY TOTAL							
	DOMESTIC-----SCHEDULED	108871	88.60	3.72	209.01		209.01	301.33
	NONSCHEDULED	304						
	ALL SERVICES	109175	88.60	3.72	209.01		209.01	301.33
	BECKLEY N 0.00							
	(RALEIGH COUNTY MEMORIAL)							
	KC DOMESTIC-----SCHEDULED	634	59.00					59.00
	PI DOMESTIC-----SCHEDULED	12135	24.47					24.47
	COMMUNITY TOTAL							
	DOMESTIC-----SCHEDULED	12769	83.47					83.47
	CHARLESTON/DUNBAR S 0.07							
	(KANAWHA)							
	AL DOMESTIC-----SCHEDULED	58673	68.15	1.70	122.15		122.15	192.00
	NONSCHEDULED	227						
	ALL SERVICES	58900	68.15	1.70	122.15		122.15	192.00
	KC DOMESTIC-----SCHEDULED	3393	396.00	12.00				408.00
	PI DOMESTIC-----SCHEDULED	157499	126.43	17.26	262.69		262.69	406.38
	NONSCHEDULED	425						
	ALL SERVICES	157924	126.43	17.26	262.69		262.69	406.38
	COMMUNITY TOTAL							
	DOMESTIC-----SCHEDULED	219565	590.58	30.96	384.84		384.84	1006.38
	NONSCHEDULED	652						
	ALL SERVICES	220217	590.58	30.96	384.84		384.84	1006.38
	CLARKSBURG/FAIRMONT N 0.00							
	(BENEDUM)							
	KC DOMESTIC-----SCHEDULED	7616	16927.00	438.00	440.00		440.00	17805.00
	ELKINS N 0.00							
	(ELKINS-RANDOLPH COUNTY)							
	KC DOMESTIC-----SCHEDULED	991	434.00	18.00				452.00
	GARDNER/HWT S LPHR SPGS/LEWIS N 0.00							
	(GARDNER VALLEY)							
	PI DOMESTIC-----SCHEDULED	22669	47.44	.10				47.54
	NONSCHEDULED	398						
	ALL SERVICES	23067	47.44	.10				47.54

TABLE 6
 ENPLANED REVENUE PASSENGERS, ENPLANED REVENUE TONS OF CARGO AND MAIL, AND AIR TRAFFIC
 HUB CLASSIFICATIONS, BY TYPE OF OPERATION, BY TYPE OF SERVICE, BY COMMUNITY, AND BY CARRIER
 12 MONTHS ENDED DECEMBER 31, 1980

Line No.	Area, state or country Community (Airport name) Carrier Type of operation Type of service Hub type and percent of enplanements	Enplaned passengers	Enplaned revenue tons					
			Freight	Express	Priority	U. S. Mail Nonpriority	Total	Foreign mail
1	2	3	4	5	6	7	8	9
1	WEST VIRGINIA (CGNT.)							
2	MORGANTOWN N C.00							
3	(MORGANTOWN MUNI)							
4	KC DOMESTIC-----SCHEDULED	6164	9187.00	191.00				9378.00
5								
6								
7								
8	PARKERSBURG/HAKITTA N 0.00							
9	(WOOD COUNTY)							
10	AL DOMESTIC-----SCHEDULED	30186	53.68	4.81	4.43		4.43	62.92
11								
12	KC DOMESTIC-----SCHEDULED	1552	600.00					600.00
13								
14	COMMUNITY TOTAL							
15	DOMESTIC-----SCHEDULED	31738	653.68	4.81	4.43		4.43	662.92
16								
17								
18								
19	PRINCETON/BLUEFIELD N 0.00							
20	(MERCER COUNTY)							
21	KC DOMESTIC-----SCHEDULED	562	609.00					609.00
22								
23	P1 DOMESTIC-----SCHEDULED	11351	31.18		6.66		6.66	37.84
24								
25	COMMUNITY TOTAL							
26	DOMESTIC-----SCHEDULED	11913	640.18		6.66		6.66	646.84
27								
28								
29								
30	WISCONSIN							
31								
32								
33								
34	MFLGIT/JANESVILLE N C.00							
35	(ROCK COUNTY)							
36	KC DOMESTIC-----SCHEDULED	4279	23.88	.04	.39		.39	24.31
37								
38								
39								
40	FAU CLAIR N 0.00							
41	(FAU CLAIRE MUNICIPAL)							
42	RC DOMESTIC-----SCHEDULED	27283	121.69		37.77		37.77	159.46
43								
44	NONSCHEDULED	234						
45	ALL SERVICES	27517	121.69		37.77		37.77	159.46
46								
47								
48	GREEN BAY/CLINTONVILLE S C.10							
49	(AUSTIN-STRAUBEL FIELD)							
50	RC DOMESTIC-----SCHEDULED	258649	1205.39	3.07	482.49		482.49	1690.95
51								
52	NONSCHEDULED	693						
53	ALL SERVICES	299342	1205.39	3.07	482.49		482.49	1690.95
54								
55								
56	LA CROSSE N C.00							
57	(LA CROSSE MUNI)							
58	RC DOMESTIC-----SCHEDULED	70574	392.46	3.94	102.44		102.44	498.84
59								
60	NONSCHEDULED	243						
61	ALL SERVICES	70817	392.46	3.94	102.44		102.44	498.84
62								
63	XV DOMESTIC-----SCHEDULED	5979	14.60					14.60
64								
65	COMMUNITY TOTAL							
66	DOMESTIC-----SCHEDULED	76553	407.06	3.94	102.44		102.44	513.44
67								
68	NONSCHEDULED	243						
69	ALL SERVICES	76796	407.06	3.94	102.44		102.44	513.44
70								
71	MADISON S C.12							
72	(TRUAX FIELD)							
73	ND DOMESTIC-----SCHEDULED	132340	308.90	3.37	72.65		72.65	384.92
74								
75	OZ DOMESTIC-----SCHEDULED	21584	66.89	.05	22.58		22.58	89.52
76								
77	NONSCHEDULED	350						
78	ALL SERVICES	21934	66.89	.05	22.58		22.58	89.52
79								
80	RC DOMESTIC-----SCHEDULED	194056	669.89	6.56	373.54		373.54	1049.99
81								
82	NONSCHEDULED	415						
83	ALL SERVICES	194471	669.89	6.56	373.54		373.54	1049.99
84								
85	COMMUNITY TOTAL							
86	DOMESTIC-----SCHEDULED	351980	1045.68	9.98	468.77		468.77	1524.43
87								
88	NONSCHEDULED	765						
89	ALL SERVICES	352745	1045.68	9.98	468.77		468.77	1524.43
90								
91								
92								
93								
94								
95								
96	MANITOWIC/SHERIDAN N C.00							
97	(MANITOWIC MUNI)							
98	RC DOMESTIC-----SCHEDULED	7812	74.08	.15				74.23
99								
100								
101	MILWAUKEE N C.57							
102	(GENERAL MITCHELL FIELD)							
103	BN DOMESTIC-----SCHEDULED	15893	221.92	.51	400.88		400.88	623.31
104								
105	NONSCHEDULED	100						
106	ALL SERVICES	15993	221.92	.51	400.88		400.88	623.31
107								
108	FA DOMESTIC-----SCHEDULED	108402	526.58	33.02	763.24	44.84	808.08	1367.68
109								
110	NW DOMESTIC-----SCHEDULED	350859	1105.95	32.47	1793.33	33.02	1826.35	2964.77
111								
112	NONSCHEDULED	88						
113	ALL SERVICES	390947	1105.95	32.47	1793.33	33.02	1826.35	2964.77
114								
115	OZ DOMESTIC-----SCHEDULED	88454	308.30	11.99	695.57	.24	695.81	1016.10
116								
117	NONSCHEDULED	2792						
118	ALL SERVICES	91246	308.30	11.99	695.57	.24	695.81	1016.10
119								
120								
121								
122								

TABLE 6
ENPLANED REVENUE PASSENGERS, ENPLANED REVENUE TONS OF CARGO AND MAIL, AND AIR TRAFFIC
HUB CLASSIFICATIONS, BY TYPE OF OPERATION, BY TYPE OF SERVICE, BY COMMUNITY, AND BY CARRIER

12 MONTHS ENDED DECEMBER 31, 1980

Line No.	Area, state or country Community (Airport name) Carrier Type of operation Type of service Hub type and percent of enplanements	Enplaned passengers	Enplaned revenue tons					Total cargo and mail
			Freight	Express	U. S. Mail		Foreign mail	
					Priority	Nonpriority	Total	
1	GENERAL MITCHELL FIELD (CONT.)							
2	ON DOMESTIC-----NONSCHEDULED	664						
4	RC DOMESTIC-----SCHEDULED	747547	3359.73	46.93	3043.07		3043.07	6449.73
5	NONSCHEDULED	180						
6	ALL SERVICES	747727	3359.73	46.93	3043.07		3043.07	6449.73
8	RW DOMESTIC-----SCHEDULED	26829	188.43	.27	109.03		109.03	297.73
9	RW DOMESTIC-----SCHEDULED	9033	55.63	.15	55.42	.14	55.56	111.34
12	UA DOMESTIC-----SCHEDULED	159034	591.60	51.23	1333.63	23.54	1357.17	2000.00
13	NONSCHEDULED	27283						
14	ALL SERVICES	226317	591.60	51.23	1333.63	23.54	1357.17	2000.00
15	WA DOMESTIC-----SCHEDULED	3223	5.30		.23		.23	5.53
17	XV DOMESTIC-----SCHEDULED	2537	.30					.30
20	COMMUNITY TOTAL							
21	DOMESTIC-----SCHEDULED	1592211	6363.74	176.57	8194.40	101.78	8296.18	14836.49
22	NONSCHEDULED	31107						
23	ALL SERVICES	1623318	6363.74	176.57	8194.40	101.78	8296.18	14836.49
27	OSHKOSH/APPLETON N 0.00 (OUTAGAMIE COUNTY) C.00							
28	ZW DOMESTIC-----SCHEDULED	63777	114.30					114.30
31	(MITTMAN FIELD) C.00							
32	RC DOMESTIC-----SCHEDULED	58296	355.88	.51	95.08		95.08	451.47
34	COMMUNITY TOTAL BY CARRIER							
35	RC DOMESTIC-----SCHEDULED	58296	355.88	.51	95.08		95.08	451.47
36	ZW DOMESTIC-----SCHEDULED	63777	114.30					114.30
39	COMMUNITY TOTAL							
40	DOMESTIC-----SCHEDULED	122073	470.18	.51	95.08		95.08	565.77
45	RHINELANDER/LAND O LAKES N 0.00 (ONEIDA COUNTY)							
46	RC DOMESTIC-----SCHEDULED	26430	40.57	.15	3.22	.09	3.31	44.03
50	WAUSAU/STEVENS POINT N 0.00 (CENTRAL WISCONSIN) C.00							
51	RC DOMESTIC-----SCHEDULED	95799	497.37	6.93	297.77	.08	297.85	802.15
52	NONSCHEDULED	107						
53	ALL SERVICES	95906	497.37	6.93	297.77	.08	297.85	802.15
56	WYOMING							
62	CASPER N 0.00 (CASPER AIR TERMINAL) C.00							
63	GO DOMESTIC-----SCHEDULED	22243	50.21	.91	73.99		73.99	125.11
65	FL DOMESTIC-----SCHEDULED	74980	294.33	4.39	272.71		272.71	571.43
67	GO DOMESTIC-----SCHEDULED	3783	21.27					21.27
69	WA DOMESTIC-----SCHEDULED	37446	179.71	2.11	13.62	.03	13.65	195.47
72	COMMUNITY TOTAL							
73	DOMESTIC-----SCHEDULED	130452	545.52	7.41	360.32	.03	360.35	913.28
77	CHEYENNE N 0.00 (CHEYENNE MUNI) C.00							
79	FL DOMESTIC-----SCHEDULED	24875	51.69	.55	11.16		11.16	63.40
81	GO DOMESTIC-----SCHEDULED	1213	.53					.53
83	COMMUNITY TOTAL							
84	DOMESTIC-----SCHEDULED	26088	52.22	.55	11.16		11.16	63.93
89	JACKSON N 0.00 (JACKSON'S HOLE) C.00							
90	FL DOMESTIC-----SCHEDULED	45196	35.49	2.52	18.73		18.73	56.74
91	NONSCHEDULED	93						
92	ALL SERVICES	45289	35.49	2.52	18.73		18.73	56.74
96	LARAMIE N 0.00 (GENERAL BRES FIELD) C.00							
97	FL DOMESTIC-----SCHEDULED	16321	14.36	.62	7.72		7.72	22.70
102	LOVELL/POWELL/CODY N 0.00 (CODY MUNI) C.00							
103	FL DOMESTIC-----SCHEDULED	12934	60.31	.73	13.68		13.68	74.72
107	RIVERTON/LANDER N 0.00 (RIVERTON MUNI) C.00							
108	FL DOMESTIC-----SCHEDULED	20493	78.28	1.34	38.91		38.91	118.73

TABLE 6
 ENPLANED REVENUE PASSENGERS, ENPLANED REVENUE TONS OF CARGO AND MAIL, AND AIR TRAFFIC
 HUB CLASSIFICATIONS, BY TYPE OF OPERATION, BY TYPE OF SERVICE, BY COMMUNITY, AND BY CARRIER
 12 MONTHS ENDED DECEMBER 31, 1980

Line No.	Area, state or country Community (Airport name) Carrier Type of operation Type of service Hub type and percent of enplanements	Enplaned passengers	Enplaned revenue tons					
			Freight	Express	U.S. Mail		Foreign mail	Total cargo and mail
					Priority	Nonpriority		
1	2	3	4	5	6	7	8	9
1	WYOMING (CONT.)							
2	ROCK SPRINGS N C.00							
3	(ROCK SPRINGS-SWEETWATER COUNTY)							
4	FL DOMESTIC-----SCHEDULED	25073	112.64	1.34	8.47	8.47		122.45
5								
6								
7								
8	SHERIDAN N C.00							
9	(SHERIDAN COUNTY)							
10	GO DOMESTIC-----SCHEDULED	1617	5.06					5.06
11								
12	MA DOMESTIC-----SCHEDULED	4909	6.49	.02	.52	.52		7.03
13								
14	COMMUNITY TOTAL							
15	DOMESTIC-----SCHEDULED	6526	11.55	.02	.52	.52		12.09
16								
17								
18								
19	MORLAND N C.00							
20	(MORLAND MUNI)							
21	FL DOMESTIC-----SCHEDULED	6411	14.60	.38	8.53	8.53		23.51
22								
23	OVER-ALL TOTAL FOR 50 U.S. STATES							
24	DOMESTIC-----SCHEDULED	268253703	2550868.27	71028.38	1196797.44	188405.00	1385202.44	4008223.72
25	NONSCHEDULED	1331869	19865.02	36.91	6.13	6.13		19908.06
26	ALL SERVICES	269585572	2570733.29	71065.29	1196803.57	188405.00	1385208.57	4028131.78
27								
28	INTERNATIONAL--SCHEDULED	9178761	845144.65	682.54	120794.57	12636.50	133431.07	979626.49
29	NONSCHEDULED	193658	16402.57					16402.57
30	ALL SERVICES	9372419	861547.22	682.54	120794.57	12636.50	133431.07	996029.06
31								
32	TOTAL-----SCHEDULED	277432464	3396012.92	71710.92	1317592.01	201041.50	1518633.51	4987850.21
33	NONSCHEDULED	1525527	36267.59	36.91	6.13	6.13		36310.63
34	ALL SERVICES	278957991	3432280.51	71747.83	1317598.14	201041.50	1518639.64	5024160.84
35								
36	OTHER U.S. AREAS-----							
37								
38								
39	AMERICAN SAMOA							
40								
41								
42								
43	PAGO PAGO N C.00							
44	(PAGO PAGO INTERNATIONAL)							
45	CO INTERNATIONAL--SCHEDULED	26212	661.33		63.14	63.14		724.47
46								
47								
48								
49	CAROLINE ISLANDS							
50								
51								
52								
53	KOROR, PALAU IS. N C.00							
54	(KOROR)							
55	CO INTERNATIONAL--SCHEDULED	9334	135.69		28.39	28.39		164.08
56								
57								
58								
59	PONAPE N C.00							
60	(PONAPE HARBOR SPB)							
61	CO INTERNATIONAL--SCHEDULED	9222	102.29		31.91	31.91		134.20
62								
63								
64								
65	TRUK N C.00							
66	(TRUK)							
67	CO INTERNATIONAL--SCHEDULED	7930	33.82		24.25	24.25		58.07
68								
69								
70								
71	YAP N C.00							
72	(YAP)							
73	CO INTERNATIONAL--SCHEDULED	4020	54.48		17.31	17.31		71.79
74								
75								
76								
77	GUAM ISLAND							
78								
79								
80								
81	AGANA NAS S 0.05							
82	(AGANA FIELD)							
83	BN INTERNATIONAL--SCHEDULED	6901	43.69		3.62	.10	3.72	47.41
84								
85	CO INTERNATIONAL--SCHEDULED	57542	2355.13		482.35		482.35	2837.48
86								
87	PA INTERNATIONAL--SCHEDULED	88187	393.36		880.87	489.11	1369.98	.06
88								
89	COMMUNITY TOTAL							
90	INTERNATIONAL--SCHEDULED	152630	2792.18		1366.84	489.21	1856.05	.06
91								
92								
93								
94	JOHNSTON ISLAND							
95								
96								
97								
98	JOHNSTON ISLAND N C.00							
99	(JOHNSTON AFB)							
100	CO INTERNATIONAL--SCHEDULED	223	1.67		2.70	2.70		4.37
101								
102								
103								
104	MARIANA ISLANDS							
105								
106								
107								
108	SAIPAN N C.00							
109	(SAIPAN)							
110	CO INTERNATIONAL--SCHEDULED	66180	248.93		56.57	56.57		305.50
111								
112								

TABLE 4
 ENPLANED REVENUE PASSENGERS, ENPLANED REVENUE TONS OF CARGO AND MAIL, AND AIR TRAFFIC
 HUB CLASSIFICATIONS, BY TYPE OF OPERATION, BY TYPE OF SERVICE, BY COMMUNITY, AND BY CARRIER
 12 MONTHS ENDED DECEMBER 31, 1980

No.	Area, state or country Community (Airport name) Carrier Type of operation Type of service Hub type and percent of enplanements	Enplaned passengers	Enplaned revenue tons					
			Freight	Express	U. S. Mail		Foreign mail	Total cargo and mail
					Priority	Nonpriority		
1	2	3	4	5	6	7	8	9
1	MARIANA ISLANDS (CONT.)							
2	TINIAN N 0.00							
3	(TINIAN)							
4	CO INTERNATIONAL--SCHEDULED	8			.01		.01	.01
5								
6								
7								
8	MARSHALL ISLANDS							
9								
10								
11								
12	KWAJALEIN N 0.00							
13	(KWAJALEIN TEST SITE)							
14	CO INTERNATIONAL--SCHEDULED	3285	31.08		49.45		49.45	80.53
15								
16								
17								
18	MAJURO N 0.00							
19	(MAJURO)							
20	CO INTERNATIONAL--SCHEDULED	5267	66.57		24.48		24.48	91.05
21								
22								
23								
24	PUERTO RICO							
25								
26								
27								
28	SAN JUAN M 0.65							
29	(PUERTO RICO INTERNATIONAL)							
30	AA INTERNATIONAL--SCHEDULED	442728	16530.36		141.19	1616.65	1757.84	18288.20
31	NONSCHEDULED	1547						
32	ALL SERVICES	444265	16530.36		141.19	1616.65	1757.84	18288.20
33								
34	DL INTERNATIONAL--SCHEDULED	166015	1840.09	11.35	124.62		124.62	1976.06
35								
36	FA INTERNATIONAL--SCHEDULED	1120228	21287.11	128.66	1234.81	392.51	1627.32	23043.09
37	NONSCHEDULED	244						
38	ALL SERVICES	1120472	21287.11	128.66	1234.81	392.51	1627.32	23043.09
39								
40	FT DOMESTIC--SCHEDULED		9357.77	12.13	36.96		36.96	9406.86
41	NONSCHEDULED		14.80				14.80	
42	ALL SERVICES		9372.57	12.13	36.96		36.96	9421.66
43								
44	PA INTERNATIONAL--SCHEDULED	106667	512.70	.05	12.86		12.86	525.61
45	NONSCHEDULED	3626						
46	ALL SERVICES	108293	512.70	.05	12.86		12.86	525.61
47								
48	ND INTERNATIONAL--SCHEDULED		3010.82					3010.82
49	NONSCHEDULED	235	891.92					891.92
50	ALL SERVICES	235	3902.74					3902.74
51								
52	COMMUNITY TOTAL							
53	DOMESTIC--SCHEDULED		9357.77	12.13	36.96		36.96	9406.86
54	NONSCHEDULED		14.80				14.80	
55	ALL SERVICES		9372.57	12.13	36.96		36.96	9421.66
56								
57	INTERNATIONAL--SCHEDULED	1833638	43181.08	140.06	1513.48	2009.16	3522.64	46843.78
58	NONSCHEDULED	5642	891.92				891.92	
59	ALL SERVICES	1839280	44073.00	140.06	1513.48	2009.16	3522.64	47735.70
60								
61	TOTAL--SCHEDULED	1833638	52538.85	152.19	1550.44	2009.16	5250.64	56250.64
62	NONSCHEDULED	5642	906.72				906.72	
63	ALL SERVICES	1839280	53445.57	152.19	1550.44	2009.16	5359.60	57157.36
64								
65								
66	VERGIN ISLANDS, U.S.							
67								
68								
69								
70								
71	CHARLOTTE AMALIE N 0.00							
72	(HARRY S. TRUMAN)							
73	AA INTERNATIONAL--SCHEDULED	56750	22.85		84.70		84.70	107.55
74								
75	EA INTERNATIONAL--SCHEDULED	73374	61.82		63.53	.99	64.52	126.34
76								
77	COMMUNITY TOTAL							
78	INTERNATIONAL--SCHEDULED	130124	84.67		148.23	.99	149.22	233.89
79								
80								
81								
82	CHRISTIANSTED, ST. CROIX S 0.07							
83	(ALEXANDER HAMILTON)							
84	AA INTERNATIONAL--SCHEDULED	154587	229.02		110.22		110.22	339.24
85								
86	EA INTERNATIONAL--SCHEDULED	42155	119.56		18.38	1.06	19.44	139.00
87								
88	OH DOMESTIC--SCHEDULED	454						
89								
90	COMMUNITY TOTAL							
91	DOMESTIC--SCHEDULED	454						
92								
93	INTERNATIONAL--SCHEDULED	156742	348.58		128.60	1.06	129.66	478.24
94								
95	TOTAL--SCHEDULED	157196	348.58		128.60	1.06	129.66	478.24
96								
97	OVER-ALL TOTAL FOR OTHER U.S. AREAS							
98	DOMESTIC--SCHEDULED	454	9357.77	12.13	36.96		36.96	9406.86
99	NONSCHEDULED		14.80				14.80	
100	ALL SERVICES	454	9372.57	12.13	36.96		36.96	9421.66
101								
102	INTERNATIONAL--SCHEDULED	2444745	47742.37	140.06	3455.36	2500.42	5955.78	53838.27
103	NONSCHEDULED	5642	891.92				891.92	
104	ALL SERVICES	2450407	48634.29	140.06	3455.36	2500.42	5955.78	54730.19
105								
106	TOTAL--SCHEDULED	2445219	57100.14	152.19	3492.32	2500.42	5992.74	63245.13
107	NONSCHEDULED	5642	906.72				906.72	
108	ALL SERVICES	2450861	58006.86	152.19	3492.32	2500.42	5992.74	64151.85
109								
110								
111								
112								

TABLE 6
 ENPLANED REVENUE PASSENGERS, ENPLANED REVENUE TONS OF CARGO AND MAIL, AND AIR TRAFFIC
 HUB CLASSIFICATIONS, BY TYPE OF OPERATION, BY TYPE OF SERVICE, BY COMMUNITY, AND BY CARRIER
 12 MONTHS ENDED DECEMBER 31, 1980

Line No.	Area, state or country Community (Airport name) Carrier Type of operation Type of service Hub type and percent of enplanements	Enplaned passengers	Enplaned revenue tons						
			Freight	Express	U. S. Mail		Total	Foreign mail	Total cargo and mail
		2	3	4	5	6	7	8	9
1	FOREIGN COUNTRIES -----								
4	ARGENTINA -----								
8	BUENOS AIRES (EZEIZA)								
10	BN INTERNATIONAL--SCHEDULED	50154	430.94		6.64	.57	7.21	6.92	445.07
11	PA INTERNATIONAL--SCHEDULED	66050	2031.17		21.13		21.13	2.28	2054.58
13	RD INTERNATIONAL--SCHEDULED		678.98						678.98
16	COMMUNITY TOTAL INTERNATIONAL--SCHEDULED	116204	3141.09		27.77	.57	28.34	9.20	3178.63
21	AUSTRALIA -----								
26	MELBOURNE (MULLAMARINE INTERNATIONAL)								
27	PA INTERNATIONAL--SCHEDULED	27350	1373.34					11.42	1384.76
31	SYDNEY (KINGSFORD SMITH)								
32	CO INTERNATIONAL--SCHEDULED	31641	1036.18			.66	.66	30.87	1067.71
34	PA INTERNATIONAL--SCHEDULED	74840	3883.57		63.81	13.51	77.32	62.16	4023.05
36	NONSCHEDULED		84.82						84.82
37	ALL SERVICES	74840	3968.39		63.81	13.51	77.32	62.16	4107.87
38	COMMUNITY TOTAL INTERNATIONAL--SCHEDULED	106481	4919.75		63.81	14.17	77.98	93.03	5090.76
40	NONSCHEDULED		84.82						84.82
41	ALL SERVICES	106481	5004.57		63.81	14.17	77.98	93.03	5175.58
45	AUSTRIA -----								
50	VIENNA (FULL IN AIR BASE)								
51	T4 INTERNATIONAL--SCHEDULED	12556	14.93		5.65		5.65		20.58
56	BAHAMAS -----								
60	FREEPORT (FREEPORT INTERNATIONAL)								
62	AA INTERNATIONAL--SCHEDULED	16555	180.95						180.95
63	EA INTERNATIONAL--SCHEDULED	108670	372.74					4.33	377.07
66	QH DOMESTIC-----SCHEDULED	36464			1.00		1.00		1.00
67	NONSCHEDULED	32771							
68	ALL SERVICES	69235			1.00		1.00		1.00
70	QH INTERNATIONAL--SCHEDULED	55227							
71	NONSCHEDULED	30186							
72	ALL SERVICES	85413							
74	COMMUNITY TOTAL DOMESTIC-----SCHEDULED	36464			1.00		1.00		1.00
75	NONSCHEDULED	32771							
76	ALL SERVICES	69235			1.00		1.00		1.00
78	INTERNATIONAL--SCHEDULED	180452	553.69					4.33	558.02
80	NONSCHEDULED	30186							
81	ALL SERVICES	210638	553.69					4.33	558.02
82	TOTAL-----SCHEDULED	216916	553.69		1.00		1.00	4.33	559.02
83	NONSCHEDULED	62957							
84	ALL SERVICES	279873	553.69		1.00		1.00	4.33	559.02
89	MASSAU (MASSAU INTERNATIONAL)								
91	AA INTERNATIONAL--SCHEDULED	34731	7.31						7.31
92	NONSCHEDULED	6541							
93	ALL SERVICES	41272	7.31						7.31
94	DL INTERNATIONAL--SCHEDULED	66386	74.46						74.46
96	NONSCHEDULED	164							
97	ALL SERVICES	66550	74.46						74.46
99	EA INTERNATIONAL--SCHEDULED	257630	126.55		3.90		3.90		130.45
100	NONSCHEDULED	135							
101	ALL SERVICES	257773	126.55		3.90		3.90		130.45
102	MA INTERNATIONAL--SCHEDULED	4463	1.21						1.21
104	COMMUNITY TOTAL INTERNATIONAL--SCHEDULED	363218	209.53		3.90		3.90		213.43
106	NONSCHEDULED	6840							
107	ALL SERVICES	370058	209.53		3.90		3.90		213.43

TABLE 6
ENPLANED REVENUE PASSENGERS, ENPLANED REVENUE TONS OF CARGO AND MAIL, AND AIR TRAFFIC
HUB CLASSIFICATIONS, BY TYPE OF OPERATION, BY TYPE OF SERVICE, BY COMMUNITY, AND BY CARRIER
12 MONTHS ENDED DECEMBER 31, 1980

No.	Area, state or country Community (Airport name) Carrier Type of operation Type of service Hub type and percent of enplanements	Enplaned passengers	Enplaned revenue tons					Foreign mail	Total cargo and mail
			Freight	Express	Priority	U.S. Mail Nonpriority	Total		
1	BAHAMAS (CONT.)								
2	ROCK SOUND								
3	(ROCK SOUND INTERNATIONAL)								
4	QH DOMESTIC-----SCHEDULED	3491							
5	NONSCHEDULED	5563							
6	ALL SERVICES	9054							
7									
8	QH INTERNATIONAL--SCHEDULED	3796							
9	NONSCHEDULED	3933							
10	ALL SERVICES	7729							
11									
12	COMMUNITY TOTAL								
13	DOMESTIC-----SCHEDULED	3491							
14	NONSCHEDULED	5563							
15	ALL SERVICES	9054							
16									
17	INTERNATIONAL--SCHEDULED	3796							
18	NONSCHEDULED	3933							
19	ALL SERVICES	7729							
20									
21	TOTAL-----SCHEDULED	7287							
22	NONSCHEDULED	9496							
23	ALL SERVICES	16783							
24									
25									
26									
27	BAHRAIN								
28									
29									
30									
31	BAHRAIN (MUHARRAQ)								
32	PA INTERNATIONAL--SCHEDULED	5496	53.40	.08	17.13	17.81	.16	71.37	
33									
34									
35									
36									
37	BARBADOS								
38									
39									
40									
41	BRIDGETOWN (SFAWLL)								
42	AA INTERNATIONAL--SCHEDULED	49913	179.88	19.59		19.59		199.47	
43	NONSCHEDULED	584							
44	ALL SERVICES	50497	179.88	19.59		19.59		199.47	
45									
46	EA INTERNATIONAL--SCHEDULED	33587	68.98	14.66		14.66		83.64	
47									
48									
49	COMMUNITY TOTAL								
50	INTERNATIONAL--SCHEDULED	83500	248.86	34.25		34.25		283.11	
51	NONSCHEDULED	584							
52	ALL SERVICES	84084	248.86	34.25		34.25		283.11	
53									
54									
55									
56	BELGIUM								
57									
58									
59									
60	BRUSSELS (MELSBRDEK)								
61	OH INTERNATIONAL--SCHEDULED	23350	650.43	5.21	.06	5.27		655.70	
62									
63	PA INTERNATIONAL--SCHEDULED	5	15695.35	105.52	501.33	606.85	2.36	16304.56	
64	NONSCHEDULED	365	193.11					193.11	
65	ALL SERVICES	370	15888.46	105.52	501.33	606.85	2.36	16497.67	
66									
67	OH DOMESTIC-----SCHEDULED	539							
68									
69	OH INTERNATIONAL--SCHEDULED	4067	138.00	7.00		7.00		145.00	
70									
71	SB INTERNATIONAL--SCHEDULED		193.00					193.00	
72									
73									
74	COMMUNITY TOTAL								
75	DOMESTIC-----SCHEDULED	539							
76									
77	INTERNATIONAL--SCHEDULED	27422	16676.78	117.73	501.39	619.12	2.36	17298.26	
78	NONSCHEDULED	365	193.11					193.11	
79	ALL SERVICES	27787	16869.89	117.73	501.39	619.12	2.36	17491.37	
80									
81	TOTAL-----SCHEDULED	27961	16676.78	117.73	501.39	619.12	2.36	17298.26	
82	NONSCHEDULED	365	193.11					193.11	
83	ALL SERVICES	28326	16869.89	117.73	501.39	619.12	2.36	17491.37	
84									
85									
86	BERMUDA								
87									
88									
89									
90									
91	HAMILTON (KINDLEY FIELD)								
92	AA INTERNATIONAL--SCHEDULED	153387	165.38	113.21		113.21		278.59	
93	NONSCHEDULED	297							
94	ALL SERVICES	153684	165.38	113.21		113.21		278.59	
95									
96	DL INTERNATIONAL--SCHEDULED	99518	65.78				51.71	117.49	
97	NONSCHEDULED	544							
98	ALL SERVICES	100062	65.78				51.71	117.49	
99									
100	EA INTERNATIONAL--SCHEDULED	264997	141.99	32.03	22.65	54.68		196.67	
101	NONSCHEDULED	115							
102	ALL SERVICES	205112	141.99	32.03	22.65	54.68		196.67	
103									
104	COMMUNITY TOTAL								
105	INTERNATIONAL--SCHEDULED	457902	373.15	145.24	22.65	167.89	51.71	592.75	
106	NONSCHEDULED	956							
107	ALL SERVICES	458858	373.15	145.24	22.65	167.89	51.71	592.75	
108									
109									
110									
111									
112									

TABLE 6
ENPLANED REVENUE PASSENGERS, ENPLANED REVENUE TONS OF CARGO AND MAIL, AND AIR TRAFFIC
HUB CLASSIFICATIONS, BY TYPE OF OPERATION, BY TYPE OF SERVICE, BY COMMUNITY, AND BY CARRIER
12 MONTHS ENDED DECEMBER 31, 1980

No.	Area, state or country Community (Airport name) Carrier Type of operation Type of service Hub type and percent of enplanements	Enplaned passengers	Enplaned revenue tons						
			Freight	Express	Priority	U.S. Mail Nonpriority	Total	Foreign mail	Total cargo and mail
1	2	3	4	5	6	7	8	9	
1	BOLIVIA								
5	LA PAZ (LA PAZ) BN INTERNATIONAL--SCHEDULED	18043	97.61		11.85	17.89	29.74	15.43	142.78
10	BRAZIL								
15	MANAUS (PONTA PELA) BN INTERNATIONAL--SCHEDULED	3379	19.59						19.59
21	RIO DE JANEIRO (GALVÃO) BN INTERNATIONAL--SCHEDULED	7025	134.05		.64		.64	6.66	141.35
24	PA INTERNATIONAL--SCHEDULED	156189	2747.98		322.20	.31	322.51	99.98	3170.47
26	NON SCHEDULED ALL SERVICES	196189	2788.02		322.20	.31	322.51	99.98	3210.51
29	RD INTERNATIONAL--SCHEDULED		552.68						552.68
31	COMMUNITY TOTAL								
32	INTERNATIONAL--SCHEDULED	203214	3434.71		322.84	.31	323.15	106.64	3864.50
33	NON SCHEDULED ALL SERVICES	203214	3474.75		322.84	.31	323.15	106.64	3904.54
38	SÃO PAULO (CONGONHAS) PA INTERNATIONAL--SCHEDULED	33060	52.65		.01		.01	2.63	55.29
42	(VIRACOPUS) BN INTERNATIONAL--SCHEDULED	5719	295.16		.03		.03	1.70	296.89
44	PA INTERNATIONAL--SCHEDULED	27	6546.98						6546.98
46	RD INTERNATIONAL--SCHEDULED		2093.84		1.00		1.00		2094.84
49	AIRPORT TOTAL INTERNATIONAL--SCHEDULED	5746	8935.98		1.03		1.03	1.70	8938.71
52	COMMUNITY TOTAL BY CARRIER								
53	BN INTERNATIONAL--SCHEDULED	5719	295.16		.03		.03	1.70	296.89
54	PA INTERNATIONAL--SCHEDULED	33087	6599.63		.01		.01	2.63	6602.27
56	RD INTERNATIONAL--SCHEDULED		2093.84		1.00		1.00		2094.84
59	COMMUNITY TOTAL INTERNATIONAL--SCHEDULED	38806	8988.63		1.04		1.04	4.33	8994.00
63	BRITISH WEST INDIES								
68	GRAND CAYMAN (OWEN ROBERTS) RC DOMESTIC-----SCHEDULED	26649	23.63						23.63
74	GRAND TURK (GRAND TURK) OH DOMESTIC-----SCHEDULED	3170			33.20		33.20		33.20
77	OH INTERNATIONAL--SCHEDULED	3499							
79	COMMUNITY TOTAL DOMESTIC-----SCHEDULED	3170			33.20		33.20		33.20
83	INTERNATIONAL--SCHEDULED	3499							
84	TOTAL-----SCHEDULED	6669			33.20		33.20		33.20
89	ANTIGUA								
90	(COMPTON FIELD) EA INTERNATIONAL--SCHEDULED	33776	49.93		11.07		11.07		61.00
95	ST. LUCIA								
96	(REANE FIELD) EA INTERNATIONAL--SCHEDULED	13007	206.23		4.59		4.59		210.82
100	SOUTH CAICOS								
102	(SMITH CAICOS) OH DOMESTIC-----SCHEDULED	176							
104	OH INTERNATIONAL--SCHEDULED	442							
106	COMMUNITY TOTAL DOMESTIC-----SCHEDULED	176							
108	INTERNATIONAL--SCHEDULED	442							

TABLE 4
ENPLANED REVENUE PASSENGERS, ENPLANED REVENUE TONS OF CARGO AND MAIL, AND AIR TRAFFIC
HUB CLASSIFICATIONS, BY TYPE OF SERVICE, BY COMMUNITY, AND BY CARRIER
12 MONTHS ENDED DECEMBER 31, 1960

No.	Arvs. state or country Community (Airport name) Carrier Type of operation Type of service Hub type and percent of enplanements	Enplaned passengers	Enplaned revenue tons					
			Freight	Express	Priority	U. S. Mail Nonpriority	Total	Foreign mail
1	2	3	4	5	6	7	8	9
1	COMMUNITY TOTAL (CONT.)							
2	TOTAL-----SCHEDULED	618						
3	CANADA							
10	ABBOTSFORD B.C. (ABBOTSFORD)							
11	WA DOMESTIC-----SCHEDULED	278	.67					.67
16	CALGARY, ALBERTA (CALGARY MUNICIPAL)							
18	RW DOMESTIC-----SCHEDULED	58652	13.47	.10	.01		.01	13.58
19	RW DOMESTIC-----SCHEDULED	17283	10.80	.01				10.81
21	WA DOMESTIC-----SCHEDULED	112958	389.72	11.56	58.48		58.48	459.76
24	COMMUNITY TOTAL DOMESTIC-----SCHEDULED	180893	413.99	11.67	58.49		58.49	484.15
29	EDMONTON, ALBERTA (INTERNATIONAL)							
31	NW DOMESTIC-----SCHEDULED	21433	27.77		30.94		30.94	58.71
33	RW DOMESTIC-----SCHEDULED	32476	11.94		.39		.39	12.33
34	RW DOMESTIC-----SCHEDULED	10066	5.63					5.63
36	WA DOMESTIC-----SCHEDULED	22279	94.90	.41	8.40		8.40	103.77
39	COMMUNITY TOTAL DOMESTIC-----SCHEDULED	86254	140.30	.41	39.73		39.73	180.44
44	MONTREAL, QUEBEC (MONTREAL INTERNATIONAL)							
46	AA DOMESTIC-----SCHEDULED	63158	355.90	4.92	.32		.32	361.14
47	NONSCHEDULED ALL SERVICES	57						
48		63215	355.90	4.92	.32		.32	361.14
49	AL DOMESTIC-----SCHEDULED	25284	283.37		6.52		6.52	289.89
51	NONSCHEDULED ALL SERVICES	51						
52		25335	283.37		6.52		6.52	289.89
54	DL DOMESTIC-----SCHEDULED	312019	613.88	.02	240.51		240.51	1054.41
56	FA DOMESTIC-----SCHEDULED	223347	342.78	3.08	36.11	.70	36.81	382.67
57	RC DOMESTIC-----SCHEDULED	12646	12.62					12.62
59	UR DOMESTIC-----SCHEDULED	529						
62	COMMUNITY TOTAL DOMESTIC-----SCHEDULED	656983	1808.55	8.02	283.46	.70	284.16	2100.73
63	NONSCHEDULED ALL SERVICES	108						
64		657091	1808.55	8.02	283.46	.70	284.16	2100.73
69	OTTAWA, ONTARIO (OTTAWA INTERNATIONAL)							
71	EA DOMESTIC-----SCHEDULED	28911	36.10	1.08	24.88	1.20	26.08	65.26
74	THUNDER BAY, ONTARIO (THUNDER BAY)							
77	RC DOMESTIC-----SCHEDULED	9012	12.52		18.69		18.69	31.21
81	TORONTO, ONTARIO (TORONTO INTERNATIONAL)							
83	AA DOMESTIC-----SCHEDULED	574700	3273.22	73.62	28.48	31.26	59.74	3406.78
84	NONSCHEDULED ALL SERVICES	432						
85		575132	3273.22	73.62	28.48	31.26	59.74	3406.78
86	AL DOMESTIC-----SCHEDULED	231863	536.79	.70	171.54		171.54	709.03
88	NONSCHEDULED ALL SERVICES	14036						
89		245899	536.79	.70	171.54		171.54	709.03
91	EA DOMESTIC-----SCHEDULED	235430	1343.34	77.87	26.12	117.74	143.86	1565.07
92	RC DOMESTIC-----SCHEDULED	117134	295.91	.97	49.15		49.15	346.03
94	NONSCHEDULED ALL SERVICES	77						
95		117211	295.91	.97	49.15		49.15	346.03
96	UA DOMESTIC-----SCHEDULED	77266	151.08		39.40		39.40	190.48
97	NONSCHEDULED ALL SERVICES	2569						
98		79835	151.08		39.40		39.40	190.48
101	COMMUNITY TOTAL DOMESTIC-----SCHEDULED	1236373	5600.34	153.36	314.69	149.00	463.69	6217.39
102	NONSCHEDULED ALL SERVICES	17114						
103		1253507	5600.34	153.36	314.69	149.00	463.69	6217.39
106	VANCOUVER, BR. COLUMBIA (VANCOUVER INTERNATIONAL)							
110	PL DOMESTIC-----SCHEDULED	40027	37.39		11.10		11.10	48.49

TABLE 6
ENPLANED REVENUE PASSENGERS, ENPLANED REVENUE TONS OF CARGO AND MAIL, AND AIR TRAFFIC
HUB CLASSIFICATIONS, BY TYPE OF OPERATION, BY TYPE OF SERVICE, BY COMMUNITY, AND BY CARRIER
12 MONTHS ENDED DECEMBER 31, 1980

Line No.	Area, state or country (Community (Airport name) Carrier Type of operation Type of service Hub type and percent of enplanements	Enplaned passengers	Enplaned revenue tons					Foreign mail	Total cargo and mail
			Freight	Express	Priority	U.S. Mail Nonpriority	Total		
		2	3	4	5	6	7	8	9
1	VANCOUVER INTERNATIONAL (CONT.)								
2	VA DOMESTIC-----SCHEDULED	78968	30.67	.41	.78		.78		31.86
3	NONSCHEDULED	423							
4	ALL SERVICES	79391	30.67	.41	.78		.78		31.86
5	WA DOMESTIC-----SCHEDULED	266710	1029.38		8.98	.04	9.02		1038.40
6	COMMUNITY TOTAL								
7	DOMESTIC-----SCHEDULED	385705	1097.44	.41	20.86	.04	20.90		1118.75
8	NONSCHEDULED	423							
9	ALL SERVICES	386128	1097.44	.41	20.86	.04	20.90		1118.75
10	WHITEHORSE, YUKON TERR.								
11	(WHITEHORSE)								
12	WF DOMESTIC-----SCHEDULED	4684	5.49		2.53		2.53		8.02
13	NONSCHEDULED	289	4.38						4.38
14	ALL SERVICES	4973	9.87		2.53		2.53		12.40
15	COMMUNITY TOTAL								
16	DOMESTIC-----SCHEDULED	108500	449.45	1.75	116.01		116.01		567.21
17	NONSCHEDULED	138							
18	ALL SERVICES	108638	449.45	1.75	116.01		116.01		567.21
19	CHILE								
20	SANTIAGO								
21	(PUDAHUEZ)								
22	BN INTERNATIONAL--SCHEDULED	52747	762.00		25.23	.49	25.72	53.97	841.69
23	NONSCHEDULED	138							
24	ALL SERVICES	52885	762.00		25.23	.49	25.72	53.97	841.69
25	COMMUNITY TOTAL								
26	INTERNATIONAL--SCHEDULED	52747	762.00		25.23	.49	25.72	53.97	841.69
27	NONSCHEDULED	138							
28	ALL SERVICES	52885	762.00		25.23	.49	25.72	53.97	841.69
29	CHINA								
30	PEKING								
31	(CENTRAL)								
32	COMMUNITY TOTAL								
33	COLOMBIA								
34	BOGOTA								
35	(EL DORADO)								
36	BN INTERNATIONAL--SCHEDULED	88652	1326.90		10.79	36.97	47.76	3.88	1378.54
37	NONSCHEDULED	312							
38	ALL SERVICES	88964	1326.90		10.79	36.97	47.76	3.88	1378.54
39	RD INTERNATIONAL--SCHEDULED		3846.89						3846.89
40	COMMUNITY TOTAL								
41	INTERNATIONAL--SCHEDULED	88652	5173.79		10.79	36.97	47.76	3.88	5225.43
42	NONSCHEDULED	312							
43	ALL SERVICES	88964	5173.79		10.79	36.97	47.76	3.88	5225.43
44	COMMUNITY TOTAL								
45	INTERNATIONAL--SCHEDULED	25257	291.72		.99		.99	.13	292.84
46	NONSCHEDULED	259							
47	ALL SERVICES	25516	291.72		.99		.99	.13	292.84
48	RD INTERNATIONAL--SCHEDULED		39.55						39.55
49	NONSCHEDULED		175.43						175.43
50	ALL SERVICES		214.98						214.98
51	COMMUNITY TOTAL								
52	INTERNATIONAL--SCHEDULED	25257	331.27		.99		.99	.13	332.39
53	NONSCHEDULED	259	175.43		.99		.99	.13	175.43
54	ALL SERVICES	25516	506.70		.99		.99	.13	507.82
55	COMMUNITY TOTAL								
56	COSTA RICA								
57	SAN JOSE								
58	(EL COCO INTERNATIONAL)								
59	CD DOMESTIC-----SCHEDULED	24040							
60	PA INTERNATIONAL--SCHEDULED	46822	392.71		9.51	.08	9.59	11.26	413.56
61	COMMUNITY TOTAL								
62	DOMESTIC-----SCHEDULED	24040							
63	INTERNATIONAL--SCHEDULED	46822	392.71		9.51	.08	9.59	11.26	413.56
64	TOTAL-----SCHEDULED	70862	392.71		9.51	.08	9.59	11.26	413.56

TABLE 6
 ENPLANED REVENUE PASSENGERS, ENPLANED REVENUE TONS OF CARGO AND MAIL, AND AIR TRAFFIC
 HUB CLASSIFICATIONS, BY TYPE OF OPERATION, BY TYPE OF SERVICE, BY COMMUNITY, AND BY CARRIER
 12 MONTHS ENDED DECEMBER 31, 1980

Line No.	Area, state or country (Community (Airport name) Carrier) Type of operation Type of service Hub type and percent of enplanements	Enplaned passengers	Freight	Express	Enplaned revenue tons				
					U.S. Mail		Total	Foreign mail	Total cargo and mail
					Priority	Nonpriority			
1	2	3	4	5	6	7	8	9	
1	EUROPE								
5	HAVANA (JOSE MARTI)								
7	QH INTERNATIONAL--SCHEDULED	96							
8	NONSCHEDULED	2854							
9	ALL SERVICES	2950							
11	RC DOMESTIC--SCHEDULED	100	.09		.01		.01		.10
13	COMMUNITY TOTAL DOMESTIC--SCHEDULED	100	.09		.01		.01		.10
15	INTERNATIONAL--SCHEDULED	96							
17	NONSCHEDULED	2854							
18	ALL SERVICES	2950							
20	TOTAL--SCHEDULED	196	.09		.01		.01		.10
21	NONSCHEDULED	2854							
22	ALL SERVICES	3050	.09		.01		.01		.10
26	DENMARK								
30	COPENHAGEN (KASTRUP)								
31	NW INTERNATIONAL--SCHEDULED	29314	540.16		23.94		5.95		29.89
36	DOMINICAN REPUBLIC								
40	PUERTO PLATA (PUERTO PLATA)								
42	OH DOMESTIC--SCHEDULED	369							
44	OP INTERNATIONAL--SCHEDULED	6532							
46	COMMUNITY TOTAL DOMESTIC--SCHEDULED	369							
49	INTERNATIONAL--SCHEDULED	6532							
51	TOTAL--SCHEDULED	6901							
55	SANTO DOMINGO (PUNTA CAUCEDO)								
57	AA INTERNATIONAL--SCHEDULED	98559	6703.81		1.23		1.23		6705.04
59	FA INTERNATIONAL--SCHEDULED	123770	725.20		.74		.74		725.94
61	PA INTERNATIONAL--SCHEDULED	16305	151.51		3.63		3.63	.93	156.07
62	NONSCHEDULED	4148							
63	ALL SERVICES	20453	151.51		3.63		3.63	.93	156.07
65	QH INTERNATIONAL--SCHEDULED	6148							
66	NONSCHEDULED	252							
67	ALL SERVICES	6400							
69	RD INTERNATIONAL--SCHEDULED		166.25						166.25
71	COMMUNITY TOTAL INTERNATIONAL--SCHEDULED	244782	7746.77		5.60		5.60	.93	7753.30
73	NONSCHEDULED	4400							
74	ALL SERVICES	249182	7746.77		5.60		5.60	.93	7753.30
83	ECUADOR								
87	GUAYAQUIL (STROM BOLIVAR)								
89	BN INTERNATIONAL--SCHEDULED	35339	367.90		3.63		.06		376.69
93	QUITO (MARISCAL SUCRE)								
95	RN INTERNATIONAL--SCHEDULED	53255	162.57		1.10		1.10	28.27	191.94
97	NONSCHEDULED	89							
98	ALL SERVICES	53344	162.57		1.10		1.10	28.27	191.94
101	ARAB REPUBLIC OF EGYPT								
103	CAIRO (CAIRO INTERNATIONAL)								
105	TM INTERNATIONAL--SCHEDULED	72225	710.29		109.99		1.16		111.15

TABLE 6
 ENPLANED REVENUE PASSENGERS, ENPLANED REVENUE TONS OF CARGO AND MAIL, AND AIR TRAFFIC
 HUB CLASSIFICATIONS, BY TYPE OF OPERATION, BY TYPE OF SERVICE, BY COMMUNITY, AND BY CARRIER
 12 MONTHS ENDED DECEMBER 31, 1980

L i n e N o.	Area, state or country Community (Airport name) Carrier Type of operation Type of service Hub type and percent of enplanements	Enplaned passengers	Enplaned revenue tons					
			Freight	Express	U. S. Mail		Foreign mail	Total cargo and mail
					Priority	Nonpriority		
1	2	3	4	5	6	7	8	9
1	EL SALVADOR							
2								
3								
4								
5	SAN SALVADOR							
6	(TLOPANGO)							
7	PA INTERNATIONAL--SCHEDULED	10480	64.15		3.88	3.88	21.79	89.82
8								
9								
10								
11	FIJI							
12								
13								
14								
15	NANDI							
16	(NANDI)							
17	CO INTERNATIONAL--SCHEDULED	19222	312.98				12.56	325.56
18								
19								
20								
21	SUVA							
22	(NANDI)							
23	PA INTERNATIONAL--SCHEDULED	10697	572.73		21.18	1.15	5.67	600.73
24								
25								
26								
27	FRANCE							
28								
29								
30								
31	PARIS							
32	(ORLY)							
33	BN INTERNATIONAL--SCHEDULED	25131	630.25		.30	.30		630.55
34								
35	PA INTERNATIONAL--SCHEDULED	25746	301.47		10.09	10.09		311.56
36								
37	NONSCHEDULED	33379	301.47		10.09	10.09		311.56
38	ALL SERVICES							
39								
40								
41	TM INTERNATIONAL--SCHEDULED	488	.15		.04	.12	.02	.33
42								
43	AIRPORT TOTAL							
44	INTERNATIONAL--SCHEDULED	51365	931.87		10.43	.12	.02	942.44
45								
46	NONSCHEDULED	7633	931.87		10.43	.12	.02	942.44
47	ALL SERVICES	58998						
48								
49	(CHARLES DEGAULLE)							
50	FT INTERNATIONAL--SCHEDULED		1680.62		.30	.30		1680.92
51								
52	SR INTERNATIONAL--SCHEDULED		6297.74		30.84	38.91	69.75	6367.49
53								
54	TM INTERNATIONAL--SCHEDULED	257794	1563.60		60.10	53.26	3.42	1680.38
55								
56	NONSCHEDULED		.50					.50
57	ALL SERVICES	257794	1564.10		60.10	53.26	3.42	1680.88
58								
59	AIRPORT TOTAL							
60	INTERNATIONAL--SCHEDULED	257794	9541.96		91.24	92.17	3.42	9728.79
61								
62	NONSCHEDULED		.50					.50
63	ALL SERVICES	257794	9542.46		91.24	92.17	3.42	9729.29
64								
65	COMMUNITY TOTAL BY CARRIER							
66	BN INTERNATIONAL--SCHEDULED	25131	630.25		.30	.30		630.55
67								
68	FT INTERNATIONAL--SCHEDULED		1680.62		.30	.30		1680.92
69								
70	PA INTERNATIONAL--SCHEDULED	25746	301.47		10.09	10.09		311.56
71								
72	NONSCHEDULED	33379	301.47		10.09	10.09		311.56
73	ALL SERVICES							
74	SR INTERNATIONAL--SCHEDULED		6297.74		30.84	38.91	69.75	6367.49
75								
76	TM INTERNATIONAL--SCHEDULED	258282	1563.75		60.14	53.38	3.44	1680.71
77								
78	NONSCHEDULED		.50					.50
79	ALL SERVICES	258282	1564.25		60.14	53.38	3.44	1681.21
80								
81	COMMUNITY TOTAL							
82	INTERNATIONAL--SCHEDULED	309159	10473.83		101.67	92.29	3.44	10671.23
83								
84	NONSCHEDULED	7633	.50					.50
85	ALL SERVICES	316792	10474.33		101.67	92.29	3.44	10671.73
86								
87	FRENCH ANTILLES							
88								
89								
90	MARTINIQUE							
91	(LAUREY (R))							
92	AA INTERNATIONAL--SCHEDULED	10831	9.10		.71	.71		9.81
93								
94	FA INTERNATIONAL--SCHEDULED	16513	7.00		.03	.03		7.11
95								
96	COMMUNITY TOTAL							
97	INTERNATIONAL--SCHEDULED	27144	16.10		.74	.74		16.92
98								
99	GUADLOUPE							
100	(LE RAIZET)							
101	AA INTERNATIONAL--SCHEDULED	8497	13.54		.04	.04		13.58
102								
103	FA INTERNATIONAL--SCHEDULED	7046	1.81					1.81
104								
105	COMMUNITY TOTAL	15543	15.35		.04	.04		15.39
106								
107	INTERNATIONAL--SCHEDULED							
108								
109								
110								
111								
112								

TABLE 4
 ENPLANED REVENUE PASSENGERS, ENPLANED REVENUE TONS OF CARGO AND MAIL, AND AIR TRAFFIC
 HUB CLASSIFICATIONS, BY TYPE OF OPERATION, BY TYPE OF SERVICE, BY COMMUNITY, AND BY CARRIER
 12 MONTHS ENDED DECEMBER 31, 1980

Line No.	Area, state or country Community (Airport name) Carrier Type of operation Type of service Hub type and percent of enplanements	Enplaned passengers	Enplaned revenue tons					
			Freight	Express	U. S. Mail		Foreign mail	Total cargo and mail
					Priority	Nonpriority		
1	2	3	4	5	6	7	8	9
1	GERMANY							
2								
3								
4								
5	BERLIN							
6	(TEGEL)							
7	PA INTERNATIONAL--SCHEDULED	1110709	2199.62		14.78	636.60	651.38	7256.74
8	NONSCHEDULED	28041	156.00					156.00
9	ALL SERVICES	1138750	2355.62		14.78	636.60	651.38	7412.74
10								
11								
12	FRANKFURT							
13	(RAHEIN MAIN)							
14	BN INTERNATIONAL--SCHEDULED	67371	1370.90		157.80		157.80	1528.70
15								
16	DL INTERNATIONAL--SCHEDULED	54424	99.92				177.85	277.77
17								
18	FT INTERNATIONAL--SCHEDULED		5747.97		344.97	534.24	879.21	6627.14
19								
20	PA INTERNATIONAL--SCHEDULED	759082	19318.09		2212.72	2667.42	4880.14	27783.63
21			462.04					462.04
22	NONSCHEDULED	5959	19780.13		2212.72	2667.42	4880.14	28245.67
23	ALL SERVICES	761041	19780.13		2212.72	2667.42	4880.14	30066.31
24								
25	SB INTERNATIONAL--SCHEDULED		12281.12		1074.50	2296.03	3370.53	15651.65
26			3682.92					3682.92
27	NONSCHEDULED		15964.04		1074.50	2296.03	3370.53	19334.57
28	ALL SERVICES		15964.04		1074.50	2296.03	3370.53	19334.57
29	TV INTERNATIONAL--SCHEDULED	81639	75.66		468.34	1524.18	1992.52	2067.98
30								
31	COMMUNITY TOTAL							
32	INTERNATIONAL--SCHEDULED	958516	38893.46		4258.33	7021.87	11280.20	53936.91
33	NONSCHEDULED	5959	4144.96					4144.96
34	ALL SERVICES	964475	43038.42		4258.33	7021.87	11280.20	58081.87
35								
36								
37								
38	HAMBURG							
39	(FUHLSBUTTE)							
40	HM INTERNATIONAL--SCHEDULED	6978	102.72		.01		.01	102.73
41								
42	PA INTERNATIONAL--SCHEDULED	272539	746.36		55.97	67.75	123.72	1203.57
43								
44	NONSCHEDULED	1521						
45	ALL SERVICES	274060	746.36		55.97	67.75	123.72	1203.57
46								
47	COMMUNITY TOTAL							
48	INTERNATIONAL--SCHEDULED	279517	849.08		55.98	67.75	123.73	1306.30
49	NONSCHEDULED	1521						
50	ALL SERVICES	281038	849.08		55.98	67.75	123.73	1306.30
51								
52								
53	MUNICH							
54	(MUNICH)							
55	PA INTERNATIONAL--SCHEDULED	232714	672.42		126.80	18.98	145.78	1164.95
56			2456					
57	NONSCHEDULED	239170	672.42		126.80	18.98	145.78	1164.95
58	ALL SERVICES							
59								
60								
61	MUNICH							
62	(MUNICH)							
63	PA INTERNATIONAL--SCHEDULED	65953	113.15				261.84	374.99
64			183					
65	NONSCHEDULED	66136	113.15				261.84	374.99
66	ALL SERVICES							
67								
68								
69	STUTTGART							
70	(ECHBERG AIR BASE)							
71	PA INTERNATIONAL--SCHEDULED	60445	154.20				82.56	236.76
72			3656					
73	NONSCHEDULED	72121	154.20				82.56	236.76
74	ALL SERVICES							
75								
76								
77	GHANA							
78								
79								
80	ACCRA							
81	(ACCRA CIVIL)							
82	PA INTERNATIONAL--SCHEDULED	3896	436.15				4.16	440.31
83								
84								
85								
86								
87	GREECE							
88								
89								
90	ATHENS							
91	(ATHENS CENTRAL)							
92	TV INTERNATIONAL--SCHEDULED	162918	465.65		238.79	143.57	382.36	859.60
93								
94								
95								
96								
97	GUATEMALA							
98								
99								
100								
101	GUATEMALA CITY							
102	(LA AURORA)							
103	EA INTERNATIONAL--SCHEDULED	39946	231.88				.03	231.91
104								
105	PA INTERNATIONAL--SCHEDULED	106266	5653.18		.58	.21	.79	5965.06
106								
107	COMMUNITY TOTAL							
108	INTERNATIONAL--SCHEDULED	146212	5885.06		.58	.21	.79	6196.97
109								
110								
111								
112								

TABLE 6
EXPLAINED REVENUE PASSENGERS, EXPLAINED REVENUE TONS OF CARGO AND MAIL, AND AIR TRAFFIC
HUB CLASSIFICATIONS, BY TYPE OF OPERATION, BY TYPE OF SERVICE, BY COMMUNITY, AND BY CARRIER
12 MONTHS ENDED DECEMBER 31, 1980

No.	Area, state or country Community (Airport name) Carrier Type of operation Type of service Hub type and percent of enplanements	Enplaned passengers	Freight	Express	Enplaned revenue tons			Foreign mail	Total cargo and mail
					Priority	Nonpriority	Total		
1	2	3	4	5	6	7	8	9	
GUYANA									
GEORGETOWN (ATKINSON FIELD)									
	PA INTERNATIONAL--SCHEDULED	27660	119.09		1.92	2.94	4.86	2.76	126.71
	NONSCHEDULED	637							
	ALL SERVICES	28297	119.09		1.92	2.94	4.86	2.76	126.71
HAITI									
PORT AU PRINCE (PIAT AU PRINCE)									
	AA DOMESTIC-----SCHEDULED			.87					.87
	AA INTERNATIONAL--SCHEDULED	52482	3100.14		26.25		26.25		3126.39
	AA TOTAL-----SCHEDULED	52482	3100.14	.87	26.25		26.25		3127.26
	FA INTERNATIONAL--SCHEDULED	35569	471.20		8.06		8.06		479.26
	FA INTERNATIONAL--SCHEDULED	21467	156.62		1.08		1.08	3.17	160.87
	OM INTERNATIONAL--SCHEDULED	15049							
	NONSCHEDULED	186							
	ALL SERVICES	15235							
	COMMUNITY TOTAL								
	DOMESTIC-----SCHEDULED			.87					.87
	INTERNATIONAL--SCHEDULED	124567	3727.96		35.39		35.39	3.17	3766.52
	NONSCHEDULED	186							
	ALL SERVICES	124753	3727.96		35.39		35.39	3.17	3766.52
	TOTAL-----SCHEDULED	124567	3727.96	.87	35.39		35.39	3.17	3767.39
	NONSCHEDULED	186							
	ALL SERVICES	124753	3727.96	.87	35.39		35.39	3.17	3767.39
HONDURAS									
SAN PEDRO SULA (SAN PEDRO SULA)									
	UH DOMESTIC-----SCHEDULED	1388		17.40					17.40
	UH INTERNATIONAL--SCHEDULED	6514							
	COMMUNITY TOTAL								
	DOMESTIC-----SCHEDULED	1388		17.40					17.40
	INTERNATIONAL--SCHEDULED	6514							
	TOTAL-----SCHEDULED	7902		17.40					17.40
TEGUCIGALPA (TICOMCONTIN INTERNATIONAL)									
	UH DOMESTIC-----SCHEDULED	2586			211.20		211.20		211.20
	UH INTERNATIONAL--SCHEDULED	9495							
	COMMUNITY TOTAL								
	DOMESTIC-----SCHEDULED	2586			211.20		211.20		211.20
	INTERNATIONAL--SCHEDULED	9495							
	TOTAL-----SCHEDULED	12081			211.20		211.20		211.20
HONG KONG									
KCM/CCN (KAT TAI)									
	BN INTERNATIONAL--SCHEDULED	27942	507.92		4.77	.57	5.34		513.26
	FF INTERNATIONAL--SCHEDULED		14665.78		15.84	205.67	221.51		14887.29
	NW INTERNATIONAL--SCHEDULED	52537	11894.78		11.31	102.89	114.20	225.54	12234.52
	PA INTERNATIONAL--SCHEDULED	174247	5707.05		.68	150.05	150.73	804.79	6662.57
	COMMUNITY TOTAL								
	INTERNATIONAL--SCHEDULED	294726	32775.53		32.60	459.18	491.78	1030.33	34297.64
INDIA									
MUMBAI (SANTA CRUZ)									
	PA INTERNATIONAL--SCHEDULED	37741	1538.29		35.67	63.67	99.34	86.03	1723.66

TABLE 4
ENPLANED REVENUE PASSENGERS, ENPLANED REVENUE TONS OF CARGO AND MAIL, AND AIR TRAFFIC
HUB CLASSIFICATIONS, BY TYPE OF OPERATION, BY TYPE OF SERVICE, BY COMMUNITY, AND BY CARRIER
12 MONTHS ENDED DECEMBER 31, 1973

1	2	3	4	5			8	9
				Priority	Nonpriority	Total		
INDIA DELHI (PALAN Air)	(COUNT)							
PA INTERNATIONAL--SCHEDULED	54535	7526.24		54.48	44.68	99.16	203.94	7831.34

SHANGHAI								
SHANGHAI (SHANGHAI)								
NA INTERNATIONAL--SCHEDULED	34710	39.61		.29	4.19	4.48		44.09
NB INTERNATIONAL--NONSCHEDULED		36.84						36.84
TV INTERNATIONAL--SCHEDULED	13686							
COMMUNITY TOTAL								
INTERNATIONAL--SCHEDULED	48396	39.61		.29	4.19	4.48		44.09
NONSCHEDULED		36.84						36.84
ALL SERVICES	48396	76.45		.29	4.19	4.48		80.93

ISRAEL								
TEL AVIV (REN GURION)								
TA INTERNATIONAL--SCHEDULED	89502	621.83		51.36	27.11	78.47	4.98	705.28

ITALY								
MILAN (MALPENSA)								
PI INTERNATIONAL--SCHEDULED		1968.23						1968.23
SA INTERNATIONAL--SCHEDULED		3597.00		1.26	.98	2.24		3999.24
TA INTERNATIONAL--SCHEDULED	75051	1243.53		140.15	47.98	188.13	1.92	1433.58
COMMUNITY TOTAL								
INTERNATIONAL--SCHEDULED	75051	7208.76		141.41	48.96	190.37	1.92	7401.05

ROME								
ROME (CIAMPINO)								
PA INTERNATIONAL--SCHEDULED	77633	1471.53		135.93	161.19	297.12	63.86	1832.51
NONSCHEDULED	918							
ALL SERVICES	78751	1471.53		135.93	161.19	297.12	63.86	1832.51
TA INTERNATIONAL--SCHEDULED	159158	1928.71		498.19	149.07	647.26	35.18	2611.15
AIRPORT TOTAL								
INTERNATIONAL--SCHEDULED	276991	3400.24		634.12	310.26	944.38	99.04	4443.66
NONSCHEDULED	918							
ALL SERVICES	277909	3400.24		634.12	310.26	944.38	99.04	4443.66
COMMUNITY TOTAL BY CARRIER								
PA INTERNATIONAL--SCHEDULED	77633	1471.53		135.93	161.19	297.12	63.86	1832.51
NONSCHEDULED	918							
ALL SERVICES	78751	1471.53		135.93	161.19	297.12	63.86	1832.51
TA INTERNATIONAL--SCHEDULED	159158	1928.71		498.19	149.07	647.26	35.18	2611.15
COMMUNITY TOTAL								
INTERNATIONAL--SCHEDULED	276991	3400.24		634.12	310.26	944.38	99.04	4443.66
NONSCHEDULED	918							
ALL SERVICES	277909	3400.24		634.12	310.26	944.38	99.04	4443.66

IVORY COAST								
ABIDJAN (PORT BUAET)								
PA INTERNATIONAL--SCHEDULED	4871	75.82		.03		.03	2.92	78.77

JAMAICA								
KINGSTON (PALISADES)								
AA INTERNATIONAL--SCHEDULED	28089	197.90						197.90
OH DOMESTIC--SCHEDULED	223							
OH INTERNATIONAL--SCHEDULED	4895							
NONSCHEDULED	123							
ALL SERVICES	5018							
RO INTERNATIONAL--SCHEDULED		419.15						419.15
COMMUNITY TOTAL								
DOMESTIC--SCHEDULED	223							

TABLE 6
ENPLANED REVENUE PASSENGERS, ENPLANED REVENUE TONS OF CARGO AND MAIL, AND AIR TRAFFIC
HUB CLASSIFICATIONS, BY TYPE OF OPERATION, BY TYPE OF SERVICE, BY COMMUNITY, AND BY CARRIER
12 MONTHS ENDED DECEMBER 31, 1980

Line No.	Area, state or country Community (Airport name) Carrier Type of operation Type of service Hub type and percent of enplanements	Enplaned passengers	Freight	Express	Enplaned revenue tons			Foreign mail	Total cargo and mail
					Priority	U. S. Mail Nonpriority	Total		
1	2	3	4	5	6	7	8	9	
1	COMMUNITY TOTAL (CGNT.)								
2	INTERNATIONAL--SCHEDULED	32984	617.05					617.05	
3	INTERNATIONAL--NONSCHEDULED	123							
4	ALL SERVICES	33107	617.05					617.05	
5	TOTAL--SCHEDULED	33207	617.05					617.05	
6	INTERNATIONAL--NONSCHEDULED	123							
7	ALL SERVICES	33330	617.05					617.05	
8									
9									
10									
11									
12	MUNTEGO BAY								
13	(MUNTEGO BAY INTERNATIONAL)								
14	AA INTERNATIONAL--SCHEDULED	1764	25.40		1.66	1.66		27.06	
15	FA INTERNATIONAL--SCHEDULED	46519	22.73		.02	.02		22.75	
16	GH DOMESTIC--SCHEDULED	790							
17	INTERNATIONAL--NONSCHEDULED	1081							
18	ALL SERVICES	1871							
19	OH INTERNATIONAL--SCHEDULED	5514							
20	INTERNATIONAL--NONSCHEDULED	2026							
21	ALL SERVICES	7540							
22									
23									
24									
25									
26	COMMUNITY TOTAL								
27	DOMESTIC--SCHEDULED	790							
28	INTERNATIONAL--NONSCHEDULED	1081							
29	ALL SERVICES	1871							
30	INTERNATIONAL--SCHEDULED	63697	48.13		1.68	1.68		49.81	
31	INTERNATIONAL--NONSCHEDULED	2026							
32	ALL SERVICES	71723	48.13		1.68	1.68		49.81	
33	TOTAL--SCHEDULED	70487	48.13		1.68	1.68		49.81	
34	INTERNATIONAL--NONSCHEDULED	3107							
35	ALL SERVICES	73594	48.13		1.68	1.68		49.81	
36									
37									
38									
39									
40									
41	JAPAN								
42									
43									
44									
45	KAGOSHIMA								
46	(KAGOSHIMA)								
47									
48									
49	OKINAWA								
50	(NANA AFB)								
51	FT INTERNATIONAL--SCHEDULED		13.94		10.21	144.59		168.74	
52	MW INTERNATIONAL--SCHEDULED	35382	37.08		247.22	694.49	9.85	988.64	
53	COMMUNITY TOTAL								
54	INTERNATIONAL--SCHEDULED	35382	51.02		257.43	839.08	9.85	1157.38	
55									
56									
57									
58									
59									
60	OSAKA								
61	(OSAKA INTERNATIONAL)								
62	FT INTERNATIONAL--SCHEDULED		7040.45		52.60	123.23		7216.28	
63	MW INTERNATIONAL--SCHEDULED	76385	1794.89		33.97	29.15	10.18	1868.19	
64	PA INTERNATIONAL--SCHEDULED	84533	1846.33		4.95			1851.28	
65	COMMUNITY TOTAL								
66	INTERNATIONAL--SCHEDULED	160918	10681.67		91.52	152.38	10.18	10935.75	
67									
68									
69									
70									
71									
72									
73	TOKYO								
74	(NARITA)								
75	CO INTERNATIONAL--SCHEDULED	32367	53.42				33.84	87.26	
76	FT INTERNATIONAL--SCHEDULED		52624.57	2.78	923.19	2633.02		56183.56	
77	MW INTERNATIONAL--SCHEDULED	443527	18337.17		3243.51	3644.25	61.15	25286.08	
78	INTERNATIONAL--NONSCHEDULED		218.43					218.43	
79	ALL SERVICES	443527	18555.60		3243.51	3644.25	61.15	25504.51	
80	PA INTERNATIONAL--SCHEDULED	370771	10018.10		574.72	967.99	765.67	12326.48	
81	COMMUNITY TOTAL								
82	INTERNATIONAL--SCHEDULED	846665	81033.26	2.78	4741.42	7245.26	860.66	93883.38	
83	INTERNATIONAL--NONSCHEDULED		218.43					218.43	
84	ALL SERVICES	846665	81251.69	2.78	4741.42	7245.26	860.66	94101.81	
85									
86									
87									
88									
89									
90									
91	KENYA								
92									
93									
94									
95									
96	NAIROBI								
97	(NAIROBI)								
98	PA INTERNATIONAL--SCHEDULED	9613	376.84		22.28		17.97	417.09	
99									
100									
101									
102	LIBERIA								
103									
104									
105	MONROVIA/ROBERTSFIELD								
106	(ROBERTSFIELD)								
107	PA INTERNATIONAL--SCHEDULED	14650	709.38		26.22		41.13	776.73	
108									
109									
110									
111									
112									

TABLE 6
 ENPLANED REVENUE PASSENGERS, ENPLANED REVENUE TONS OF CARGO AND MAIL, AND AIR TRAFFIC
 HUB CLASSIFICATIONS, BY TYPE OF OPERATION, BY TYPE OF SERVICE, BY COMMUNITY, AND BY CARRIER
 12 MONTHS ENDED DECEMBER 31, 1980

Line No.	Area, state or country Community (Airport name) Carrier Type of operation Type of service Hub type and percent of enplanements	Enplaned passengers	Enplaned revenue tons					Foreign mail	Total cargo and mail
			Freight	Express	Priority	U.S. Mail			
						Nonpriority	Total		
1	MALAYSIA								
5	KUALA LUMPUR (SIBPANG) FT INTERNATIONAL--SCHEDULED		178.84			1.30	1.30		180.14
11	MEXICO								
16	ACAPULCO (PLAN DE LOS AMATES)								
17	AA INTERNATIONAL--SCHEDULED	84274	19.30						19.30
18	NONSCHEDULED	3008							
19	ALL SERVICES	87282	19.30						19.30
21	HN INTERNATIONAL--SCHEDULED	63068	2.39		.15		.15		2.54
22	NONSCHEDULED	762							
23	ALL SERVICES	83830	2.39		.15		.15		2.54
25	CU INTERNATIONAL--SCHEDULED	4710							
26	FA INTERNATIONAL--SCHEDULED	28689	36.45						36.45
28	WA INTERNATIONAL--SCHEDULED	45019	24.63						24.63
31	COMMUNITY TOTAL								
32	INTERNATIONAL--SCHEDULED	245760	82.77		.15		.15		82.92
33	NONSCHEDULED	3770							
34	ALL SERVICES	249530	82.77		.15		.15		82.92
38	CANCUN (CANCUN)								
40	FA INTERNATIONAL--SCHEDULED	33307	.45						.45
41	TI DOMESTIC--SCHEDULED	45727	.27						.27
43	NONSCHEDULED	11383							
44	ALL SERVICES	57110	.27						.27
46	UA DOMESTIC--SCHEDULED	1444							
47	NONSCHEDULED	1261							
48	ALL SERVICES	2705							
50	COMMUNITY TOTAL								
51	DOMESTIC--SCHEDULED	47171	.27						.27
52	NONSCHEDULED	12644							
53	ALL SERVICES	59815	.27						.27
54	INTERNATIONAL--SCHEDULED	33307	.45						.45
56	TOTAL--SCHEDULED	80478	.72						.72
57	NONSCHEDULED	12644							
58	ALL SERVICES	93122	.72						.72
63	COZUMEL (COZUMEL INTERNATIONAL)								
64	FA INTERNATIONAL--SCHEDULED	2997							
67	TI DOMESTIC--SCHEDULED	27530	5.65						5.65
68	NONSCHEDULED	302							
69	ALL SERVICES	27832	5.65						5.65
70	UA DOMESTIC--SCHEDULED	371							
72	COMMUNITY TOTAL								
73	DOMESTIC--SCHEDULED	27901	5.65						5.65
74	NONSCHEDULED	302							
75	ALL SERVICES	29203	5.65						5.65
77	INTERNATIONAL--SCHEDULED	2997							
79	TOTAL--SCHEDULED	30898	5.65						5.65
80	NONSCHEDULED	302							
81	ALL SERVICES	31200	5.65						5.65
87	CIUDAD AJAZA (CIUDAD AJAZA)								
88	FA INTERNATIONAL--SCHEDULED	11889	164.16						164.16
89	FI DOMESTIC--SCHEDULED	14420	8.58						8.58
91	TI DOMESTIC--SCHEDULED	18877	10.94		.19		.19		11.13
93	WA INTERNATIONAL--SCHEDULED	66675	292.82						292.82
95	COMMUNITY TOTAL								
96	DOMESTIC--SCHEDULED	33297	19.52		.19		.19		19.71
98	INTERNATIONAL--SCHEDULED	72564	456.98						456.98
100	TOTAL--SCHEDULED	165861	476.50		.19		.19		476.69
106	LA PAZ (LA PAZ INTL.)								
107	AA INTERNATIONAL--SCHEDULED	3							
108	CO INTERNATIONAL--SCHEDULED	2954	1.26						1.26

TABLE 6
ENPLANED REVENUE PASSENGERS, ENPLANED REVENUE TONS OF CARGO AND MAIL, AND AIR TRAFFIC
HUB CLASSIFICATIONS, BY TYPE OF OPERATION, BY TYPE OF SERVICE, BY COMMUNITY, AND BY CARRIER
12 MONTHS ENDED DECEMBER 31, 1980

No.	Area, state or country Community (Airport name) Carrier Type of operation Type of service Hub type and percent of enplanements	Enplaned passengers	Enplaned revenue tons					Foreign mail	Total cargo and mail
			Freight	Express	Priority	U.S. Mail Nonpriority	Total		
		2	3	4	5	6	7	8	9
1	PAZ INTL. (CONT.)								
2	RW DOMESTIC-----SCHEDULED	1262	.19						.19
3	COMMUNITY TOTAL	1262	.19						.19
4	DOMESTIC-----SCHEDULED								
5	INTERNATIONAL--SCHEDULED	3007	1.26						1.26
6	TOTAL-----SCHEDULED	4269	1.45						1.45
7									
8									
9									
10									
11	MANZANILLO								
12	MAZANILLO								
13	CC INTERNATIONAL--SCHEDULED	3663							
14	RW DOMESTIC-----SCHEDULED	2990							
15	RW DOMESTIC-----SCHEDULED	338							
16	COMMUNITY TOTAL	328							
17	DOMESTIC-----SCHEDULED								
18	INTERNATIONAL--SCHEDULED	3663							
19	TOTAL-----SCHEDULED	3991							
20									
21									
22									
23									
24									
25									
26									
27									
28									
29	MAZATELAN								
30	(MAZATELAN)								
31	AA INTERNATIONAL--SCHEDULED	1359							
32	NON-SCHEDULED	173							
33	ALL SERVICES	1532							
34	PS DOMESTIC-----SCHEDULED	2369	6.47						6.47
35	PS DOMESTIC-----SCHEDULED	3626							
36	RW DOMESTIC-----SCHEDULED	2122	1.58						1.58
37	NON-SCHEDULED	3015							
38	ALL SERVICES	24437	1.58						1.58
39	RW DOMESTIC-----SCHEDULED	5353	.19						.19
40	NON-SCHEDULED	22							
41	ALL SERVICES	5375	.19						.19
42	COMMUNITY TOTAL								
43	DOMESTIC-----SCHEDULED	54096	8.24						8.24
44	NON-SCHEDULED	3037							
45	ALL SERVICES	57133	8.24						8.24
46	INTERNATIONAL--SCHEDULED	1359							
47	NON-SCHEDULED	173							
48	ALL SERVICES	1532							
49	TOTAL-----SCHEDULED	55405	8.24						8.24
50	NON-SCHEDULED	3210							
51	ALL SERVICES	58665	8.24						8.24
52									
53									
54									
55									
56									
57									
58									
59									
60									
61									
62									
63	MERIDA								
64	(MERIDA)								
65	EA INTERNATIONAL--SCHEDULED	16230	12.62						12.62
66	TI DOMESTIC-----SCHEDULED	8476	1.47						1.47
67	UA DOMESTIC-----SCHEDULED	37							
68	COMMUNITY TOTAL								
69	DOMESTIC-----SCHEDULED	8513	1.47						1.47
70	INTERNATIONAL--SCHEDULED	16230	12.62						12.62
71	TOTAL-----SCHEDULED	24743	14.09						14.09
72									
73									
74									
75									
76									
77									
78									
79									
80	MEXICO CITY								
81	(MEXICO CITY INTERNATIONAL)								
82	AA INTERNATIONAL--SCHEDULED	141561	713.28						713.28
83	RN INTERNATIONAL--SCHEDULED	117874	631.57						631.57
84	NON-SCHEDULED	892							
85	ALL SERVICES	118726	631.57						631.57
86	EA INTERNATIONAL--SCHEDULED	158348	1294.85						1294.85
87	PA INTERNATIONAL--SCHEDULED	137918	1879.65					.17	1879.82
88	NON-SCHEDULED	460							
89	ALL SERVICES	138378	1879.65					.17	1879.82
90	TI DOMESTIC-----SCHEDULED	75326	5.47		1.40		1.40		6.87
91	WA INTERNATIONAL--SCHEDULED	182801	2282.69						2282.69
92	COMMUNITY TOTAL								
93	DOMESTIC-----SCHEDULED	75326	5.47		1.40		1.40		6.87
94	INTERNATIONAL--SCHEDULED	738502	6802.04					.17	6802.21
95	NON-SCHEDULED	1312						.17	6802.21
96	ALL SERVICES	739814	6802.04						6802.21
97	TOTAL-----SCHEDULED	813828	6807.51		1.40		1.40	.17	6809.08
98	NON-SCHEDULED	1312			1.40		1.40	.17	6809.08
99	ALL SERVICES	815140	6807.51						6809.08
100									
101									
102									
103									
104									
105									
106									
107									
108									
109									
110									
111									
112									

TABLE 6
ENPLANED REVENUE PASSENGERS, ENPLANED REVENUE TONS OF CARGO AND MAIL, AND AIR TRAFFIC
HUB CLASSIFICATIONS, BY TYPE OF OPERATION, BY TYPE OF SERVICE, BY COMMUNITY, AND BY CARRIER
12 MONTHS ENDED DECEMBER 31, 1960

Line No.	Area, state or country Community (Airport name) Carrier Type of operation Type of service Hub type and percent of enplanements	Enplaned passengers	Freight	Express	Enplaned revenue tons			Foreign mail	Total cargo and mail
					Priority	U. S. Mail Nonpriority	Total		
1	2	3	4	5	6	7	8	9	
MEXICO (CONT.)									
1	MEXICO (CONT.)								
2	MONTERREY								
3	(DEL NORTE INTERNATIONAL)								
4	TI DOMESTIC-----SCHEDULED	28683	9.57					9.57	
5									
6									
7									
8	PUEBLO VALLARTA								
9	(PUERTO VALLARTA)								
10	AA INTERNATIONAL--SCHEDULED	12575	1.01					1.01	
11									
12	CO INTERNATIONAL--SCHEDULED	11154	1.68					1.68	
13									
14	PS DOMESTIC-----SCHEDULED	8672			.03		.03	.03	
15									
16	RW DOMESTIC-----SCHEDULED	13465	1.39					1.39	
17		2600							
18	NONSCHEDULED	16065	1.39					1.39	
19									
20	RW DOMESTIC-----SCHEDULED	3817	.09					.09	
21		38							
22	NONSCHEDULED	3855	.09					.09	
23									
24	COMMUNITY TOTAL								
25	DOMESTIC-----SCHEDULED	25954	1.48		.03		.03	1.51	
26		2638							
27	NONSCHEDULED	26592	1.48		.03		.03	1.51	
28									
29	INTERNATIONAL--SCHEDULED	23729	2.69					2.69	
30									
31	TOTAL-----SCHEDULED	49683	4.17		.03		.03	4.20	
32		2638							
33	NONSCHEDULED	52321	4.17		.03		.03	4.20	
34									
35									
36									
37	SAN JOSE DEL CABO								
38	(SAN JOSE DEL CABO)								
39	AA INTERNATIONAL--SCHEDULED	505							
40									
41	CO INTERNATIONAL--SCHEDULED	5767	79.27					79.27	
42									
43	RW DOMESTIC-----SCHEDULED	5006	.37					.37	
44									
45	COMMUNITY TOTAL								
46	DOMESTIC-----SCHEDULED	5006	.37					.37	
47									
48	INTERNATIONAL--SCHEDULED	6272	79.27					79.27	
49									
50	TOTAL-----SCHEDULED	11278	79.64					79.64	
51									
52									
53									
54	ZIMUATANEJO								
55	(ZIMUATANEJO)								
56	FL DOMESTIC-----SCHEDULED	7119							
57									
58									
59									
60	NETHERLANDS								
61									
62									
63									
64	AMSTERDAM								
65	(SCHEPDL)								
66	BN INTERNATIONAL--SCHEDULED	13483	307.53		.10	.41	.51	308.04	
67									
68	NM INTERNATIONAL--SCHEDULED	4338.33			15.93	22.56	38.49	4376.82	
69									
70	PA INTERNATIONAL--SCHEDULED	3610	28.31		5.73		5.73	34.04	
71									
72	QH DOMESTIC-----SCHEDULED	1178							
73									
74	QH INTERNATIONAL--SCHEDULED	6965							
75									
76	SB INTERNATIONAL--SCHEDULED		122.80					122.80	
77									
78	TV INTERNATIONAL--SCHEDULED	21553	27.76			3.00	3.00	30.76	
79									
80	COMMUNITY TOTAL								
81	DOMESTIC-----SCHEDULED	1178							
82									
83	INTERNATIONAL--SCHEDULED	45611	4824.73		21.76	25.97	47.73	4872.46	
84									
85	TOTAL-----SCHEDULED	46789	4824.73		21.76	25.97	47.73	4872.46	
86									
87									
88									
89	NETHERLANDS ANTILLES								
90									
91									
92									
93	ARUBA								
94	(PRINCESS BEATRIX)								
95	AA INTERNATIONAL--SCHEDULED	58874	51.00		13.06		13.06	64.06	
96									
97									
98									
99	CURACAO								
100	(DR. PL ESHAN)								
101	AA INTERNATIONAL--SCHEDULED	17821	111.97		16.91		16.91	128.88	
102									
103									
104									
105	ST. MARTIN								
106	(SALIANA)								
107	AA INTERNATIONAL--SCHEDULED	41326	45.92		.26		.26	46.18	
108		337							
109	NONSCHEDULED	41663	45.92		.26		.26	46.18	
110									
111									
112									

TABLE 4
ENPLANED REVENUE PASSENGERS, ENPLANED REVENUE TONS OF CARGO AND MAIL, AND AIR TRAFFIC
HUB CLASSIFICATIONS, BY TYPE OF OPERATION, BY TYPE OF SERVICE, BY COMMUNITY, AND BY CARRIER
12 MONTHS ENDED DECEMBER 31, 1963

1 2 3 4 5 6 7 8 9 10 11 12 13 14 15 16 17 18 19 20 21 22 23 24 25 26 27 28 29 30 31 32 33 34 35 36 37 38 39 40 41 42 43 44 45 46 47 48 49 50 51 52 53 54 55 56 57 58 59 60 61 62 63 64 65 66 67 68 69 70 71 72 73 74 75 76 77 78 79 80 81 82 83 84 85 86 87 88 89 90 91 92 93 94 95 96 97 98 99 100 101 102 103 104 105 106 107 108 109 110 111 112	Area, state or country Community (Airport name) Carrier Type of operation Type of service Hub type and percent of enplanements	Enplaned passengers	Freight	Express	Enplaned revenue tons			Foreign mail	Total cargo and mail
					Priority	U.S. Mail Nonpriority	Total		
2	3	4	5	6	7	8	9		
	SULTANA (CANT.)								
	FA INTERNATIONAL--SCHEDULED	40087	242.51		6.14		6.14	6.82	255.47
	COMMUNITY TOTAL								
	INTERNATIONAL--SCHEDULED	86413	288.43		6.40		6.40	6.82	301.65
	NONSCHEDULED	337							
	ALL SERVICES	86750	288.43		6.40		6.40	6.82	301.65
	NEW ZEALAND								
	AUCKLAND (AUCKLAND INTERNATIONAL)								
	CA INTERNATIONAL--SCHEDULED	20350	2273.97		4.08		4.08	13.44	2287.49
	PA INTERNATIONAL--SCHEDULED	57231	6097.70		32.54	29.50	62.14	48.54	6208.38
	NONSCHEDULED		101.08						101.08
	ALL SERVICES	57231	6198.78		32.54	29.50	62.14	48.54	6309.46
	COMMUNITY TOTAL								
	INTERNATIONAL--SCHEDULED	77531	8371.67		32.62	29.60	62.22	61.98	8495.87
	NONSCHEDULED		101.08						101.08
	ALL SERVICES	77581	8472.75		32.62	29.60	62.22	61.98	8596.95
	NIGERIA								
	LAGOS (LAGOS)								
	PA INTERNATIONAL--SCHEDULED	16732	352.85		23.92		23.92		376.77
	NORWAY								
	OSLO (GARDERMOEN)								
	NW INTERNATIONAL--SCHEDULED	7120	177.12		2.97	1.02	3.99		181.11
	PAKISTAN								
	KARACHI (MURIDPOK)								
	PA INTERNATIONAL--SCHEDULED	9503	96.31			.05	.05	3.75	100.11
	PANAMA								
	PALELA C-2-PANAMA CITY (TOCUMEN)								
	AN INTERNATIONAL--SCHEDULED	111911	857.78		107.54	210.54	318.08	55.06	1230.92
	NONSCHEDULED	1832							
	ALL SERVICES	113743	857.78		107.54	210.54	318.08	55.06	1230.92
	PA INTERNATIONAL--SCHEDULED	44216	528.84		101.26	33.74	135.00	31.35	695.19
	COMMUNITY TOTAL								
	INTERNATIONAL--SCHEDULED	156127	1386.62		208.80	244.28	453.08	86.41	1926.11
	NONSCHEDULED	1832							
	ALL SERVICES	157959	1386.62		208.80	244.28	453.08	86.41	1926.11
	PARAGUAY								
	ASUNCION (ASUNCION)								
	AN INTERNATIONAL--SCHEDULED	6962	52.55		10.60	.79	11.39	6.53	70.47
	PERU								
	LIMA (J. CHAVEZ INTERNATIONAL)								
	AN INTERNATIONAL--SCHEDULED	51470	1101.87		114.48	7.31	121.79	46.01	1269.67
	PHILIPPINES								
	MANILA (MANILA INTERNATIONAL)								
	PT INTERNATIONAL--SCHEDULED		128.75		.85	18.74	19.59		148.34
	NW INTERNATIONAL--SCHEDULED	61472	1545.72		396.84	627.30	1024.14		2569.86
	PA INTERNATIONAL--SCHEDULED	65319	1555.94		303.44	1191.11	1494.55	13.69	3064.18

TABLE 6
ENPLANED REVENUE PASSENGERS, ENPLANED REVENUE TONS OF CARGO AND MAIL, AND AIR TRAFFIC
HUB CLASSIFICATIONS, BY TYPE OF OPERATION, BY TYPE OF SERVICE, BY COMMUNITY, AND BY CARRIER
12 MONTHS ENDED DECEMBER 31, 1980

Line No.	Area, state or country (Community name) Carrier Type of operation Type of service Hub type and percent of enplanements	Enplaned passengers	Enplaned revenue tons						
			Freight	Express	Priority	U.S. Mail Nonpriority	Total	Foreign mail	Total cargo and mail
1	2	3	4	5	6	7	8	9	
1	COMMUNITY TOTAL								
2	INTERNATIONAL--SCHEDULED	126791	5230.41		701.13	1037.15	2538.28	13.69	5782.38
3									
4									
5									
6	POLAND								
7									
8									
9									
10	WARSAW								
11	(OKECIE)								
12	PA INTERNATIONAL--SCHEDULED	15457	36.23		100.77		100.77		137.00
13									
14									
15									
16	PORTUGAL								
17									
18									
19									
20	LISBON								
21	(PORTELA)								
22	TW INTERNATIONAL--SCHEDULED	36490	171.09		23.57	5.30	28.87	2.23	202.19
23	91	36581	171.09		23.57	5.30	28.87	2.23	202.19
24	NONSCHEDULED								
25	ALL SERVICES								
26									
27									
28	ROMANIA								
29									
30									
31									
32	BUCHAREST								
33	(BANEASA)								
34	PA INTERNATIONAL--SCHEDULED	1430	37.65						37.65
35									
36									
37									
38	SAUDI ARABIA								
39									
40									
41									
42	DHAKHAN								
43	(DHAKHAN)								
44	PA INTERNATIONAL--SCHEDULED	24241	63.04		64.83	4.30	65.13	6.18	134.35
45									
46									
47									
48	SENEGAL								
49									
50									
51									
52	DAKAR								
53	(MALLARD FIELD)								
54	PA INTERNATIONAL--SCHEDULED	6828	46.81		.07	.05	.12	10.92	57.85
55									
56									
57									
58	SINGAPORE								
59									
60									
61									
62	SINGAPORE								
63	(SINGAPORE)								
64	BN INTERNATIONAL--SCHEDULED	3368	43.19		.07		.07		43.26
65									
66	FT INTERNATIONAL--SCHEDULED		1571.88		4.50	5.18	9.68		1581.56
67									
68	PA INTERNATIONAL--SCHEDULED	40788	739.92		39.84	.24	40.08	24.78	804.78
69									
70	COMMUNITY TOTAL								
71	INTERNATIONAL--SCHEDULED	44156	2354.99		44.41	5.42	49.83	24.78	2429.60
72									
73									
74									
75	SOUTH KOREA								
76									
77									
78									
79	SEOUL								
80	(KIMPO INTERNATIONAL)								
81	BN INTERNATIONAL--SCHEDULED	10204	50.87						50.87
82									
83	FT INTERNATIONAL--SCHEDULED		7623.54		106.45	603.92	710.37		8333.91
84									
85	NW INTERNATIONAL--SCHEDULED	108477	5972.05		538.52	1229.52	1768.04	9.61	7749.70
86									
87	COMMUNITY TOTAL								
88	INTERNATIONAL--SCHEDULED	118881	13646.46		644.97	1833.44	2478.41	9.61	16134.46
89									
90									
91									
92	SPAIN								
93									
94									
95									
96	BARCELONA								
97	(BARCELONA)								
98	TW INTERNATIONAL--SCHEDULED	17534	174.98		17.33	3.79	21.12		196.10
99									
100									
101									
102	MADRID								
103	(GARCIA MORATO)								
104	PA INTERNATIONAL--SCHEDULED	1274	2.93						2.93
105									
106	TW INTERNATIONAL--SCHEDULED	81702	389.06		195.76	342.49	538.25		927.31
107	123								
108	NONSCHEDULED	81825	389.06		195.76	342.49	538.25		927.31
109	ALL SERVICES								
110									
111									
112									

TABLE 6
ENPLANED REVENUE PASSENGERS, ENPLANED REVENUE TONS OF CARGO AND MAIL, AND AIR TRAFFIC
HUB CLASSIFICATIONS, BY TYPE OF OPERATION, BY TYPE OF SERVICE, BY COMMUNITY, AND BY CARRIER

12 MONTHS ENDED DECEMBER 31, 1980

No.	Area, state or country Community (Airport name) Carrier Type of operation Type of service Hub type and percent of enplanements	Enplaned passengers	Enplaned revenue tons				Total cargo and mail		
			Freight	Express	Priority	U.S. Mail Nonpriority		Foreign mail	
	1	2	3	4	5	6	7	8	9
1	COMMUNITY TOTAL								
2	INTERNATIONAL--SCHEDULED	62976	391.99		195.76	342.49	538.25		930.24
3	NON-SCHEDULED	123							
4	ALL SERVICES	63099	391.99		195.76	342.49	538.25		930.24
5									
6									
7	PALAGA (MALAGA)								
8	IA INTERNATIONAL--SCHEDULED	12988	7.12		9.14	.06	9.20		16.32
9									
10									
11	SWEDEN								
12									
13									
14	STOCKHOLM (ARLANDA)								
15	NM INTERNATIONAL--SCHEDULED	2514	630.78		8.05	1.68	9.73		640.51
16									
17									
18	SWITZERLAND								
19									
20	ZURICH								
21	KALLEN AIRPORT								
22	IT INTERNATIONAL--SCHEDULED		1000.99						1000.99
23									
24	PA INTERNATIONAL--SCHEDULED	2850	131.22		2.55		2.55	17.41	151.18
25	NON-SCHEDULED	1124							
26	ALL SERVICES	3974	131.22		2.55		2.55	17.41	151.18
27									
28	SR INTERNATIONAL--SCHEDULED		625.75		15.05	30.02	45.07		6670.82
29									
30	COMMUNITY TOTAL								
31	INTERNATIONAL--SCHEDULED	2850	177.96		17.60	30.02	47.62	17.41	7822.99
32	NON-SCHEDULED	1124							
33	ALL SERVICES	3974	177.96		17.60	30.02	47.62	17.41	7822.99
34									
35									
36	TAIWAN								
37									
38									
39	TAIPEI								
40	TSING-SHANG								
41	IT INTERNATIONAL--SCHEDULED		22713.72		96.31	91.96	188.25		23901.97
42									
43	NM INTERNATIONAL--SCHEDULED	167944	10028.86		.51	.01	.52	981.32	11610.70
44									
45	COMMUNITY TOTAL								
46	INTERNATIONAL--SCHEDULED	167944	10028.86		96.82	91.95	188.77	981.32	35512.67
47									
48									
49	THAILAND								
50									
51									
52	PANDEK								
53	(DON MUANG)								
54	PA INTERNATIONAL--SCHEDULED	3787	732.77		51.57	124.04	175.61	.02	908.40
55									
56									
57	THAIQUAI & THAGI								
58									
59									
60	PORT OF SPAIN (PTARUJ)								
61	PA INTERNATIONAL--SCHEDULED	19033	130.13		1.71		1.71		131.84
62									
63	PA INTERNATIONAL--SCHEDULED	27695	366.92		.15		.15	5.73	372.80
64	NON-SCHEDULED	3005							
65	ALL SERVICES	30100	366.92		.15		.15	5.73	372.80
66									
67	COMMUNITY TOTAL								
68	INTERNATIONAL--SCHEDULED	46128	497.05		1.86		1.86	5.73	504.64
69	NON-SCHEDULED	3005							
70	ALL SERVICES	49133	497.05		1.86		1.86	5.73	504.64
71									
72									
73	TURKEY								
74									
75									
76	ANKARA								
77	(ESFIRGGA)								
78	PA INTERNATIONAL--SCHEDULED	2735	3.20						3.20
79									
80									
81	ISTANBUL								
82	(YFSEI KIY)								
83	PA INTERNATIONAL--SCHEDULED	23533	327.70		78.61	20.62	99.23	4.11	431.04
84	NON-SCHEDULED	5604							
85	ALL SERVICES	30137	327.70		78.61	20.62	99.23	4.11	431.04
86									
87									
88									
89									
90									
91									
92									
93									
94									
95									
96									
97									
98									
99									
100									
101									
102									
103									
104									
105									
106									
107									
108									
109									
110									
111									
112									

TABLE 6
ENPLANED REVENUE PASSENGERS, ENPLANED REVENUE TONS OF CARGO AND MAIL, AND AIR TRAFFIC
HUB CLASSIFICATIONS, BY TYPE OF OPERATION, BY TYPE OF SERVICE, BY COMMUNITY, AND BY CARRIER

12 MONTHS ENDED DECEMBER 31, 1960

No.	Area, state or country Community Airport name Carrier Type of operation Type of service Hub type and percent of enplanements	Enplaned passengers	Freight	Express	Enplaned passengers			Foreign mail	Total cargo and mail
					Priority	U. S. Mail Nonpriority	Total		
	1	2	3	4	5	6	7	8	9
VENEZUELA									
CARACAS									
1	(LA CAROLINA)								
2	PA INTERNATIONAL--SCHEDULED	4907	.08						.08
3	PA INTERNATIONAL--SCHEDULED	276562	3861.71		20.17	.50	20.67	15.57	3877.95
4	NONSCHEDULED	674	4.84						4.84
5	ALL SERVICES	277236	3866.55		20.17	.50	20.67	15.57	3882.79
6	COMMUNITY TOTAL								
7	INTERNATIONAL--SCHEDULED	281469	3861.79		20.17	.50	20.67	15.57	3878.03
8	NONSCHEDULED	674	4.84						4.84
9	ALL SERVICES	282143	3866.63		20.17	.50	20.67	15.57	3882.87
BARCELONA									
10	(GRANDE DE TRINIDAD)								
11	PA INTERNATIONAL--SCHEDULED	2490	.30						.30
12	PA INTERNATIONAL--SCHEDULED	11955	2263.46					.01	2263.47
13	COMMUNITY TOTAL							.01	
14	INTERNATIONAL--SCHEDULED	14445	2263.76					.01	2263.77
YUGOSLAVIA									
ZAGREB									
15	(ZUREN)								
16	PA INTERNATIONAL--SCHEDULED	2159	21.61						21.61
17	NONSCHEDULED	110							
18	ALL SERVICES	2269	21.61						21.61
19	OVER-ALL TOTAL FOR FOREIGN COUNTRIES								
20	DOMESTIC--SCHEDULED	31244.32	9642.80	194.97	1126.37	150.94	1277.31		11115.08
21	NONSCHEDULED	75970	4.38						4.38
22	ALL SERVICES	3200402	9647.18	194.97	1126.37	150.94	1277.31		11119.46
23	INTERNATIONAL--SCHEDULED	12119409	432275.02	2.76	17939.65	23371.15	41310.80	14400.90	457989.50
24	NONSCHEDULED	132247	5454.65						5454.65
25	ALL SERVICES	12251656	407729.67	2.76	17939.65	23371.15	41310.80	14400.90	463444.15
26	TOTAL--SCHEDULED	15243841	411917.82	197.75	19066.02	23522.09	42588.11	14400.90	469104.58
27	NONSCHEDULED	208217	5459.03						5459.03
28	ALL SERVICES	15452058	417376.85	197.75	19066.02	23522.09	42588.11	14400.90	474563.61
29	OVER-ALL TOTAL FOR ALL COMMUNITIES, ALL AREAS								
30	DOMESTIC--SCHEDULED	2713785.89	2569888.84	71235.48	1197960.77	188555.94	1386516.71	1124.63	4028745.66
31	NONSCHEDULED	1407839	19084.20	36.91	6.13		6.13		19927.24
32	ALL SERVICES	2727864.28	2589753.04	71272.39	1197966.90	188555.94	1386522.84	1124.63	4048672.90
33	INTERNATIONAL--SCHEDULED	23742935	1295102.04	825.38	142189.58	36508.07	180697.65	14769.19	1491454.26
34	NONSCHEDULED	331547	22749.14						22749.14
35	ALL SERVICES	24074482	1317911.18	825.38	142189.58	38508.07	180697.65	14769.19	1514203.40
36	TOTAL--SCHEDULED	295121524	3865030.88	72060.86	1340150.35	227064.01	1567214.36	15893.82	5520199.92
37	NONSCHEDULED	1739386	42633.34	36.91	6.13		6.13		42676.38
38	ALL SERVICES	256860910	3907664.22	72097.77	1340156.48	227064.01	1567220.49	15893.82	5562876.30

TABLE 7
 AIRCRAFT DEPARTURES SCHEDULED AND AIRCRAFT DEPARTURES PERFORMED,
 BY TYPE OF OPERATION, BY AIRCRAFT TYPE, BY COMMUNITY, AND BY CARRIER

12 MONTHS ENDED DECEMBER 31, 1980

Line No.	Area, state or country Community (Airport name)	Carrier and type of operation	Type of aircraft	Total departures performed			Scheduled departures completed	
				Scheduled service	Nonscheduled service	All services	Number	Percent of departures included
1	2	3	4	5	6	7	8	9
1	U.S. STATES-----							
2	ALABAMA							
6	ANNISTON (ANNISTON-CALHOUN COUNTY)	RC---DOMESTIC	CV-580 SWEAR-METRO ALL TYPES	1501 11 1512		1501 11 1512	1566	1496 95.53
11	BIRMINGHAM (BIRMINGHAM MUNI)	AL---DOMESTIC	BAC-111-200 DC-9-30 ALL TYPES	95 1037 1132		95 1037 1132	1140	1130 99.12
15		BN---DOMESTIC	B-727-100C/QC B-727-200 ALL TYPES	1 4 5		1 4 5	6	4 66.66
19		DL---DOMESTIC	DC-9-30 B-727-200 DC-8-50 DC-8-61 L-1011 ALL TYPES	1493 5638 56 176 1 7364	2 2	1495 5638 58 176 1 7368	7373	7340 99.55
26		EA---DOMESTIC	DC-9-30 DC-9-50 A-300B B-727-100 B-727-100C/QC B-727-200 L-1011 ALL TYPES	2101 225 3 309 125 174 3 2940		2101 225 3 309 125 174 3 2940	2923	2866 98.04
36		RC---DOMESTIC	DC-9-10 DC-9-30 DC-9-50 CV-580 ALL TYPES	2008 3621 100 2 5731		2008 3621 100 2 5731	5785	5689 98.34
41		UA---DOMESTIC	B-737-100/200 B-727-100 B-727-200 DC-8-61 ALL TYPES	1 717 604 18 1322	8 1 18 27	1 725 605 18 1349	1328	1318 99.24
48	COMMUNITY TOTAL	DOMESTIC	BAC-111-200 DC-9-30 B-727-100C/QC B-727-200 DC-8-50 DC-8-61 L-1011 DC-9-50 A-300B B-727-100 DC-9-10 CV-580 B-737-100/200 ALL TYPES	95 8252 126 6420 56 176 4 325 3 1026 2608 2 1 18494	2	8254 126 6421 58 194 4 325 3 1034 2008 2 1 18525	18555	18347 98.87
63	DOTHAN (DOTHAN)	RC---DOMESTIC	CV-580 DC-9-10 DC-9-30 DC-9-50 ALL TYPES	3 1031 415 745 2194		3 1031 415 745 2194	2248	2166 96.35
70	GADSDEN (GADSDEN MUNI)	RC---DOMESTIC	CV-580 SWEAR-METRO ALL TYPES	722 99 821		722 99 821	863	802 92.93
75	HUNTSVILLE/DECATUR (MADISON COUNTY JETPORT)	RC---DOMESTIC	DC-9-10 DC-9-30 DC-9-50 CV-580 ALL TYPES	2364 2087 1222 1 5674		2364 2087 1222 1 5674	5713	5637 98.66
81		UA---DOMESTIC	B-737-100/200 B-727-100 B-727-200 DC-8-61 ALL TYPES	580 972 538 3 2090	1 3 4	580 973 538 3 2094	2103	2084 99.09
87	COMMUNITY TOTAL	DOMESTIC	DC-9-10 DC-9-30 DC-9-50 CV-580 B-737-100/200 B-727-100 B-727-200 DC-8-61 ALL TYPES	2364 2087 1222 1 580 972 538 3 7764	1	2364 2087 1222 1 580 973 538 3 7768	7816	7721 98.78
98	MOBILE/PASCAGOULA (BATES FIELD)	EA---DOMESTIC	DC-9-30 DC-9-50 B-727-100 B-727-100C/QC B-727-200 ALL TYPES	1925 509 61 11 386 2892		1925 509 61 11 386 2892	2925	2875 98.29
106		PA---DOMESTIC	B-727-100 B-727-200 ALL TYPES	449 1153 1602		449 1153 1602	1639	1595 97.31
109		RC---DOMESTIC	DC-9-10 DC-9-30 DC-9-50	3678 1385 56	1	3678 1386 56		
112				137				

TABLE 7
 AIRCRAFT DEPARTURES SCHEDULED AND AIRCRAFT DEPARTURES PERFORMED,
 BY TYPE OF OPERATION, BY AIRCRAFT TYPE, BY COMMUNITY, AND BY CARRIER
 12 MONTHS ENDED DECEMBER 31, 1980

Line No.	Area, state, or country (Community (Airport name))	Carrier and type of operation	Type of aircraft	Total departures performed			Departures scheduled	Scheduled departures completed	
				Scheduled service	Nonscheduled service	All services		Number	Percent of departures scheduled
				4	5	6			
1	HATES FIELD	RC---DOMESTIC	(CCNT-) ALL TYPES	5119	1	5120	5230	5088	97.28
2		TI---DOMESTIC	DC-9-10	212		212			
3			UC-9-30	371	4	375			
4			ALL TYPES	583	4	587	621	581	93.55
5		COMMUNITY TOTAL	DC-9-30	3681		3686			
6				DC-9-50	565	5	565		
7				B-727-100	510		510		
8				B-727-100C/QC	11		11		
9				B-727-200	1539		1539		
10				DC-9-10	3890		3890	10415	10139
11		ALL TYPES	10196	5	10201				
12	MONTGOMERY (DANNLEY FIELD)	DL---DOMESTIC	DC-9-30	1016	8	1024			
13			B-727-200	1474		1474			
14			ALL TYPES	2490	8	2498	2491	2487	99.83
15		EA---DOMESTIC	DC-9-30	390		390			
16			DC-9-50	179		179			
17			B-727-100	71		71			
18			B-727-100C/QC	25		25			
19			B-727-200	5		5			
20			ALL TYPES	670		670	679	651	95.87
21		RC---DOMESTIC	DC-9-10	1034		1034			
22		DC-9-30	379	3	382				
23		DC-9-50	38		38				
24		ALL TYPES	1451	3	1454	1463	1443	98.63	
25	COMMUNITY TOTAL	DC-9-30	1785	11	1796				
26			B-727-200	1479		1479			
27			DC-9-50	217		217			
28			B-727-100	71		71			
29			B-727-100C/QC	25		25			
30			DC-9-10	1034		1034	4633	4581	98.87
31		ALL TYPES	4611	11	4622				
32	MUS SHOALS-FLORE-SHEFF-TUSCUMB (MUSCLE SHOALS)	RC---DOMESTIC	CV-580	1849		1849			
33			SHEAR-WETRO	43		43			
34			DC-9-10	7		7			
35			DC-9-50	257	2	259			
36			DC-9-30	43		43			
37			ALL TYPES	2199	2	2201	2255	2156	95.60
38	TUSCALOOSA (VAN DE GRAAFF)	RC---DOMESTIC	CV-580	426		426			
39			DC-9-10	1084		1084			
40			DC-9-30	200		200			
41			DC-9-50	125	1	126			
42			ALL TYPES	1835	1	1836	1853	1820	98.21
43	ALASKA								
44	ALASKA ISLAND (ADAK ISLAND NS)	RV---DOMESTIC	L-188A/C	227	6	233			
45			ALL TYPES	227	6	233	227	224	98.67
46	AKHTIK (AKHTIK SPB)	RC---DOMESTIC	FW UNDR 300HP	165	21	186			
47			G-21A	46	2	48			
48			C-402/402A	7	4	11			
49			M-404	4		4			
50			ALL TYPES	222	27	249	633	181	28.59
51	AKTACHAK (AKTACHAK)	WE---DOMESTIC	U-TYPE-PIS-1	418		418			
52			U-TYPE-PIS-2	9		9			
53			ALL TYPES	427		427	261	240	91.95
54	AKTAK (AKTAK)	WE---DOMESTIC	U-TYPE-PIS-1	209		209			
55			U-TYPE-PIS-2	8		8			
56			ALL TYPES	217		217	157	157	100.00
57	ALAKAMIK (ALAKAMIK)	WE---DOMESTIC	U-TYPE-PIS-1	369		369			
58			U-TYPE-PIS-2	578		578			
59			ALL TYPES	947		947	535	313	58.50
60	ALFKNAGIK (ALFKNAGIK APT.)	KO---DOMESTIC	FW UNDR 300HP	146	2	148			
61			G-21A	6		6			
62			ALL TYPES	152	2	154	113	113	100.00
63	ALITAK/IAZY BAY (ALITAK SPB)	RC---DOMESTIC	FW UNDR 300HP	53	26	79			
64			G-21A	100	22	122			
65			ALL TYPES	153	46	201	415	113	27.22
66	ALLAKAKFT (ALLAKAKFT)	WE---DOMESTIC	U-TYPE-PIS-1	139		139			
67			U-TYPE-PIS-2	17		17			
68			ALL TYPES	156		156	183	78	42.62
69	AMBER (AMBER RIVER)	WE---DOMESTIC	U-TYPE-PIS-1	328		328			
70			U-TYPE-PIS-2	5		5			
71			ALL TYPES	333		333	338	267	78.99
72	AMIK BAY (AMIK BAY)	KL---DOMESTIC	G-21A	35	3	38			
73			FW UNDR 300HP	37	5	42			
74			ALL TYPES	72	8	80	151	49	32.45
75	ANAKATUVIK (ANAKATUVIK PASS)	WE---DOMESTIC	U-TYPE-PIS-1	119		119			
76			U-TYPE-PIS-2	11		11			

TABLE 7
 AIRCRAFT DEPARTURES SCHEDULED AND AIRCRAFT DEPARTURES PERFORMED,
 BY TYPE OF OPERATION, BY AIRCRAFT TYPE, BY COMMUNITY, AND BY CARRIER

12 MONTHS ENDED DECEMBER 31, 1980

Line No.	1	2	3	Total departures performed			Schedule of departures completed		
				4	5	6	7	8	9
	Ann. state or country (Community (Airport name)	Carrier and type of operation	Type of aircraft	Scheduled service	Non-scheduled service	All services	Departures scheduled	Number	Percent of departures scheduled
1	ANAKTIVIK PASS	WE---DOMESTIC	(COUNT) ALL TYPES	130		130	183	92	50.27
2									
3	ANCHORAGE (ANCHORAGE INTERNATIONAL)	AS---DOMESTIC	B-727-100 B-727-200 ALL TYPES	2976 1864 4840	12 4 16	2988 1868 4856	4908	4830	98.41
4		BE---DOMESTIC	L-188A/C *L-100-30 *L-188A/C ALL TYPES	112 94 77 283		112 94 77 283	289	272	94.11
5		FI---DOMESTIC	*B-747 *B-747F *DC-8-61 *DC-8-63F *B-747-200 ALL TYPES	424 150 105 159 98 936		424 150 106 160 98 938	965	774	80.20
6		FI---INTERNATIONAL	*B-747-200 *B-747F *DC-8-63F *DL-8-61 B-747 *B-747 ALL TYPES	254 109 6 1 115 72 556	36 5 1 1 3 1 46	290 109 11 1 118 73 602	536	506	94.40
7		FI---TOTAL	*B-747 *B-747F *DC-8-61 *DC-8-63F *B-747-200 B-747 ALL TYPES	496 259 105 165 352 115 1492	1 2 6 3 36 3 48	457 259 107 171 388 118 1540	1501	1280	85.27
8		NB---DOMESTIC	DC-10-40 B-747 *B-747F B-727-200 ALL TYPES	760 105 3 1 869		760 105 3 1 869	884	862	97.51
9		NB---INTERNATIONAL	B-747 *B-747F ALL TYPES	121 131 252		121 134 255	218	209	95.87
10		NB---TOTAL	DC-10-40 B-747 *B-747F B-727-200 ALL TYPES	760 226 134 1 1121		760 226 137 1 1124	1102	1071	97.18
11		PA---INTERNATIONAL	B-747 B-747SP ALL TYPES	15 3 18		15 3 18	12	12	100.00
12		RV---DOMESTIC	YS-11 L-188A/C ALL TYPES	466 476 942	15 27 42	481 503 984	906	893	98.56
13		WA---DOMESTIC	B-727-200 DC-10-10 B-707-300C ALL TYPES	1392 559 9 1960	9 1 9 10	1401 560 9 1970	1986	1956	98.48
14		WA---INTERNATIONAL	DC-10-10 ALL TYPES	18 18		18 18	18	18	100.00
15		WA---TOTAL	B-727-200 DC-10-10 B-707-300C ALL TYPES	1392 577 9 1978	9 1 9 10	1401 578 9 1988	2004	1974	98.50
16		WE---DOMESTIC	U-TYPE-P1S-1 U-TYPE-P1S-2 B-737-200C ALL TYPES	29 279 6904 7212		29 279 6972 7280	5906	5655	95.75
17		WE---INTERNATIONAL	B-727-100 B-727-200 L-188A/C *L-100-30 *L-188A/C *B-747 *B-747F *DC-8-61 *DC-8-63F *B-747-200 DC-10-40 B-747 YS-11 DC-10-10 B-707-300C U-TYPE-P1S-1 U-TYPE-P1S-2 B-737-200C ALL TYPES	2976 3257 588 94 77 424 153 105 159 98 760 105 466 559 9 29 279 6904 7212 17042	12 13 27 94 77 424 153 1 1 98 760 105 15 1 29 279 68 68 138	2988 3270 615 94 77 424 153 106 160 98 760 105 481 560 9 29 279 6972 7280 17180	15844	15242	96.20
18		INTERNATIONAL	*B-747-200 *B-747F *DC-8-63F *DC-8-61 B-747 *B-747 *B-747SP DC-10-10 ALL TYPES	254 240 6 1 251 72 3 18 844	36 3 5 1 3 1 3 3 49	290 243 11 1 254 73 3 18 893	784	745	95.02
19		TOTAL	B-727-100 B-727-200 L-188A/C *L-100-30	2976 3257 588 94	12 13 27 94	2988 3270 615 94			

TABLE 7
AIRCRAFT DEPARTURES SCHEDULED AND AIRCRAFT DEPARTURES PERFORMED,
BY TYPE OF OPERATION, BY AIRCRAFT TYPE, BY COMMUNITY, AND BY CARRIER

12 MONTHS ENDED DECEMBER 31, 1960

Line No.	Area, state or country Community (Airport name)	Carrier and type of operation	Type of aircraft	Total departures performed			Departures scheduled	Scheduled departures completed	
				Scheduled service	Non-scheduled service	All services		Number	Percent of departures scheduled
1	2	3	4	5	6	7	8	9	
1	AIRPORT TOTAL	TOTAL	(CONT.)						
2			*L-188A/L	77		77			
3			*B-747	496	1	497			
4			*B-747F	393	3	396			
5			*DC-8-61	105	2	107			
6			*DC-8-63F	165	6	171			
7			*B-747-200	352	36	388			
8			B-747	356	3	359			
9			DC-10-40	760		760			
10			B-747SP	3		3			
11			YS-11	466	15	481			
12			DC-10-10	577	1	578			
13			B-707-300C	9		9			
14			U-TYPE-P15-1	29		29			
15			U-TYPE-P15-2	279		279			
16			B-737-200C	6904	68	6972			
17			ALL TYPES	17886	187	18073	16628	15987	96.14
18									
19	(ELMENDORF AFB)	NB---INTERNATIONAL	*B-747F	1		1			
20			ALL TYPES	1		1			
21		MA---DOMESTIC	B-727-200	2		2	2	2	100.00
22			ALL TYPES	2		2			
23									
24	AIRPORT TOTAL	DOMESTIC	B-727-200	2		2	2	2	100.00
25			ALL TYPES	2		2			
26									
27		INTERNATIONAL	*B-747F	1		1			
28			ALL TYPES	1		1			
29									
30		TOTAL	*B-747F	1		1			
31			B-727-200	2		2	2	2	100.00
32			ALL TYPES	3		3			
33									
34	COMMUNITY TOTAL BY CARRIER	AS---DOMESTIC	B-727-100	2976	12	2988			
35			B-727-200	1864	4	1868			
36			ALL TYPES	4840	16	4856	4908	4830	96.41
37		BF---DOMESTIC	L-188A/C	112		112			
38			*L-188A/C	77		77			
39			*L-100-30	94		94			
40			ALL TYPES	283		283	289	272	96.11
41									
42		FT---DOMESTIC	*B-747	424		424			
43			*B-747-200	150		150			
44			*B-747F	96		96			
45			*DC-8-61	105	1	106			
46			*DC-8-63F	154	1	160			
47			ALL TYPES	936	2	938	965	774	80.20
48		FT---INTERNATIONAL	B-747	115	3	118			
49			*B-747	72	1	73			
50			*B-747-200	254	36	290			
51			*B-747F	109		109			
52			*DC-8-61		1	1			
53			*DC-8-63F	6	5	11			
54			ALL TYPES	556	46	602	536	506	94.40
55		FT---TOTAL	B-747	115	3	118			
56			*B-747	496	1	497			
57			*B-747-200	352	36	388			
58			*B-747F	259		259			
59			*DC-8-61	105	2	107			
60			*DC-8-63F	165	6	171			
61			ALL TYPES	1492	48	1540	1501	1280	85.27
62		NB---DOMESTIC	B-727-200	1		1			
63			DC-10-40	760		760			
64			B-747	105		105			
65			*B-747F	3		3			
66			ALL TYPES	869		869	884	862	97.51
67		NB---INTERNATIONAL	B-747	121		121			
68			*B-747F	132	3	135			
69			ALL TYPES	253	3	256	218	209	95.87
70		NB---TOTAL	B-727-200	1		1			
71			DC-10-40	760		760			
72			B-747	226		226			
73			*B-747F	135	3	138			
74			ALL TYPES	1122	3	1125	1102	1071	97.18
75		PA---INTERNATIONAL	B-747	15		15			
76			B-747SP	3		3			
77			ALL TYPES	18		18	12	12	100.00
78		RV---DOMESTIC	YS-11	466	15	481			
79			L-188A/C	476	27	503			
80			ALL TYPES	942	42	984	906	893	98.56
81		MA---DOMESTIC	B-727-200	1394	9	1403			
82			DC-10-10	559	1	560			
83			B-707-300C	9		9			
84			ALL TYPES	1962	10	1972	1988	1958	98.49
85		MA---INTERNATIONAL	DC-10-10	18		18			
86			ALL TYPES	18		18	18	18	100.00
87		MA---TOTAL	B-727-200	1394	9	1403			
88			DC-10-10	577	1	578			
89			B-707-300C	9		9			
90			ALL TYPES	1980	10	1990	2006	1976	98.50
91		ME---DOMESTIC	U-TYPE-P15-1	29		29			
92			U-TYPE-P15-2	279		279			
93			B-737-200C	6904	68	6972			
94			ALL TYPES	7212	68	7280	5906	5655	95.75
95									
96	COMMUNITY TOTAL	DOMESTIC	B-727-100	2976	12	2988			
97			B-727-200	3259	13	3272			
98			L-188A/C	588	27	615			
99			*L-100-30	94		94			

TABLE 7
 AIRCRAFT DEPARTURES SCHEDULED AND AIRCRAFT DEPARTURES PERFORMED,
 BY TYPE OF OPERATION, BY AIRCRAFT TYPE, BY COMMUNITY, AND BY CARRIER

12 MONTHS ENDED DECEMBER 31, 1980

Line No.	Area, state or country Community (Airport name)	Carrier and type of operation	Type of aircraft	Total departures performed			Departures scheduled	Scheduled departures completed	
				Scheduled service	Non-scheduled service	All services		Number	Percent of departures scheduled
1	2	3	4	5	6	7	8	9	
1	COMMUNITY TOTAL	DOMESTIC	(CONT.)						
2			*L-188A/C	77		77			
3			*B-747	424		424			
4			*B-747F	153		153			
5			*DC-8-61	105	1	106			
6			*DC-8-63F	159	1	160			
7			*B-747-200	98		98			
8			DC-10-40	760		760			
9			B-747	105		105			
10			YS-11	466	15	481			
11			DC-10-10	559	1	560			
12			B-707-300C	9		9			
13			U-TYPE-PIS-1	29		29			
14			U-TYPE-PIS-2	279		279			
15			B-737-200C	6904	68	6972			
16			ALL TYPES	17044	138	17182	15846	15244	96.20
17		INTERNATIONAL	*B-747-200	254	36	290			
18			*B-747F	241	3	244			
19			*DC-8-63F	6	5	11			
20			*DC-8-61		1	1			
21			B-747	251	3	254			
22			*B-747	72	1	73			
23			B-747SP	3		3			
24			DC-10-10	18		18			
25			ALL TYPES	845	49	894	784	745	95.02
26		TOTAL	B-727-100	2976	12	2988			
27			B-727-200	3259	13	3272			
28			L-188A/C	588	27	615			
29			*L-100-30	94		94			
30			*L-188A/C	77		77			
31			*B-747	496	1	497			
32			*B-747F	394	3	397			
33			*DC-8-61	105	2	107			
34			*DC-8-63F	165	6	171			
35			*B-747-200	352	36	388			
36			B-747	356	3	359			
37			DC-10-40	760		760			
38			B-747SP	3		3			
39			YS-11	466	15	481			
40			DC-10-10	577	1	578			
41			B-707-300C	9		9			
42			U-TYPE-PIS-1	29		29			
43			U-TYPE-PIS-2	279		279			
44			B-737-200C	6904	68	6972			
45			ALL TYPES	17889	187	18076	16630	15989	96.14
46									
47									
48									
49	ANAK (ANAK)	WE---DOMESTIC	U-TYPE-PIS-1	2475		2475			
50			B-737-200C	276		276			
51			U-TYPE-PIS-2	5		5			
52			ALL TYPES	2756		2756	1521	1379	90.66
53									
54									
55	ANVIK (ANVIK)	WE---DOMESTIC	U-TYPE-PIS-1	413		413			
56			ALL TYPES	413		413	541	367	67.83
57									
58									
59	ARCTIC VILLAGE (WIEN ARCTIC VILLAGE)	WE---DOMESTIC	U-TYPE-PIS-1	182		182			
60			U-TYPE-PIS-2	4		4			
61			ALL TYPES	186		186	105	93	88.57
62									
63									
64	ATNAUTLUAK (ATNAUTLUAK)	WE---DOMESTIC	U-TYPE-PIS-1	286		286			
65			U-TYPE-PIS-2	12		12			
66			ALL TYPES	298		298	313	203	64.85
67									
68									
69	BARROW (WILLY POST-WILL ROGERS MEM)	WE---DOMESTIC	U-TYPE-PIS-1	268		268			
70			U-TYPE-PIS-2	25		25			
71			B-737-200C	731	1	732			
72			ALL TYPES	1024	1	1025	791	724	91.52
73									
74									
75	BARTER ISLAND (BARTER ISLAND AFS)	WE---DOMESTIC	U-TYPE-PIS-1	154		154			
76			U-TYPE-PIS-2	26		26			
77			ALL TYPES	180		180	156	101	64.74
78									
79									
80	BEAVER (BEAVER)	WE---DOMESTIC	U-TYPE-PIS-1	204		204			
81			U-TYPE-PIS-2	6		6			
82			ALL TYPES	210		210	262	167	63.74
83									
84									
85	BETHEL (BETHEL)	BF---DOMESTIC	L-188A/C	22		22			
86			*L-100-30	1		1			
87			ALL TYPES	23		23	26	23	88.46
88									
89									
90		WE---DOMESTIC	U-TYPE-PIS-1	7440		7440			
91			U-TYPE-PIS-2	282		282			
92			B-737-200C	1001	6	1007			
93			ALL TYPES	8723	6	8729	5635	5070	89.97
94									
95	COMMUNITY TOTAL	DOMESTIC	L-188A/C	22		22			
96			*L-100-30	1		1			
97			U-TYPE-PIS-1	7440		7440			
98			U-TYPE-PIS-2	282		282			
99			B-737-200C	1001	6	1007			
100			ALL TYPES	8746	6	8752	5661	5093	89.96
101									
102									
103	BETHLETS (BETHLETS)	WE---DOMESTIC	U-TYPE-PIS-1	370		370			
104			U-TYPE-PIS-2	32		32			
105			ALL TYPES	402		402	312	186	59.61
106									
107	BIRCH CREEK (BIRCH CREEK)	WE---DOMESTIC	U-TYPE-PIS-1	100		100			
108			U-TYPE-PIS-2	2		2			
109			ALL TYPES	102		102	78	63	80.76
110									
111									
112									

TABLE 7
AIRCRAFT DEPARTURES SCHEDULED AND AIRCRAFT DEPARTURES PERFORMED,
BY TYPE OF OPERATION, BY AIRCRAFT TYPE, BY COMMUNITY, AND BY CARRIER

12 MONTHS ENDED DECEMBER 31, 1960

Line No.	Area, state or country Community (Airport name)	Carrier and type of operation	Type of aircraft	Total departures performed			Departures scheduled	Scheduled departures completed	
				Scheduled service	Nonscheduled service	All services		Number	Percent of departures scheduled
1	2	3	4	5	6	7	8	9	
1	BEKNITE/RUBY CREEK (BEKNITE-OPEN)	WE---DOMESTIC	U-TYPE-PIS-1 ALL TYPES	1 1		1 1		1	11.11
5	RICKLAND (BUCKLAND)	WE---DOMESTIC	U-TYPE-PIS-1 U-TYPE-PIS-2 ALL TYPES	214 4 218		214 4 218	234	177	75.64
10		XY---DOMESTIC	BN-2/A DC-2B ALL TYPES	178 2 180		178 2 180	183	152	83.06
14	COMMUNITY TOTAL	DOMESTIC	U-TYPE-PIS-1 U-TYPE-PIS-2 BN-2/A DC-2B ALL TYPES	214 4 178 2 398		214 4 178 2 398	417	329	78.89
21	CANDLE (CANDLE NO. 2)	WE---DOMESTIC	U-TYPE-PIS-1 ALL TYPES	17 17		17 17	9	3	33.33
25		XY---DOMESTIC	BN-2/A ALL TYPES	91 91		91 91	91	91	100.00
27	COMMUNITY TOTAL	DOMESTIC	U-TYPE-PIS-1 BN-2/A ALL TYPES	17 91 108		17 91 108	100	94	94.00
31	CAPE LISBURNE (CAPE LISBURNE AFS)	WE---DOMESTIC	U-TYPE-PIS-1 U-TYPE-PIS-2 ALL TYPES	127 5 132		127 5 132	139	109	78.41
37	CAPE NEWENHAM (CAPE NEWENHAM AFS)	WE---DOMESTIC	U-TYPE-PIS-1 U-TYPE-PIS-2 ALL TYPES	150 6 156		150 6 156	156	140	89.74
42	CAPE ROMANZOF (CAPE ROMANZOF AFS)	WE---DOMESTIC	U-TYPE-PIS-1 U-TYPE-PIS-2 ALL TYPES	165 2 167		165 2 167	157	140	89.17
47	CENTRAL (CENTRAL)	WE---DOMESTIC	U-TYPE-PIS-1 U-TYPE-PIS-2 ALL TYPES	143 4 147		143 4 147	104	91	87.50
51	CHALKYTSIK (CHALKYTSIK)	WE---DOMESTIC	U-TYPE-PIS-1 U-TYPE-PIS-2 ALL TYPES	175 3 178		175 3 178	105	95	90.47
57	CHANDALAR (CHANDALAR LAKE)	WE---DOMESTIC	U-TYPE-PIS-1 ALL TYPES	5 5		5 5	12	3	25.00
61	CHEEVAK (CHEEVAK)	WE---DOMESTIC	U-TYPE-PIS-1 U-TYPE-PIS-2 ALL TYPES	534 7 541		534 7 541	351	332	94.58
66	CHEFNAK (CHEFNAK SP BASE)	WE---DOMESTIC	U-TYPE-PIS-1 U-TYPE-PIS-2 ALL TYPES	361 10 371		361 10 371	313	278	88.81
71	CINCIF (CINCIF CITY)	WE---DOMESTIC	U-TYPE-PIS-1 U-TYPE-PIS-2 ALL TYPES	141 4 145		141 4 145	104	89	85.57
75	CINCIE HOT SPRINGS (CINCIE HOT SPRINGS MUNI)	WE---DOMESTIC	U-TYPE-PIS-1 U-TYPE-PIS-2 ALL TYPES	41 3 44		41 3 44	104	36	34.61
81	CLARKS POINT (CLARKS POINT)	KC---DOMESTIC	FW UNDA 300HP M-404 ALL TYPES	276 3 279	6 17 23	282 20 302	291	231	79.38
85	COO D HAY (COO D HAY)	RV---DOMESTIC	YS-11 L-188A/C ALL TYPES	816 487 1303	3 2 5	819 489 1308	1185	1163	98.14
91	CONDIVA (CONDIVA-MILE 13)	AS---DOMESTIC	B-727-100 B-727-200 ALL TYPES	584 125 709		584 125 709	722	709	98.19
95	COUNCIL (MELISSA CREEK)	WE---DOMESTIC	U-TYPE-PIS-2 U-TYPE-PIS-1 ALL TYPES	10 8 18		10 8 18			
101	CROOKED CREEK (CROOKED CREEK)	WE---DOMESTIC	U-TYPE-PIS-1 U-TYPE-PIS-2 ALL TYPES	328 1 329		328 1 329	256	227	88.67
106	DEADHORSE (DEADHORSE)	WE---DOMESTIC	B-737-200C U-TYPE-PIS-2 ALL TYPES	1469 11 1480	6 1 6	1475 11 1486	1169	1124	96.15
110	DEERING (DEERING)	WE---DOMESTIC	U-TYPE-PIS-1 U-TYPE-PIS-2	206 5		206 5			

TABLE 7
 AIRCRAFT DEPARTURES SCHEDULED AND AIRCRAFT DEPARTURES PERFORMED,
 BY TYPE OF OPERATION, BY AIRCRAFT TYPE, BY COMMUNITY, AND BY CARRIER

12 MONTHS ENDED DECEMBER 31, 1960

Line No.	Area, state or country Community (Airport name)	Carrier and type of operation	Type of aircraft	Total departures performed			Scheduled departures completed		
				Scheduled service	Nonscheduled service	All services	Departures scheduled	Number	Percent of departures scheduled
1	2	3	4	5	6	7	8	9	
1	DEERING	WE---DOMESTIC	(COUNT) ALL TYPES	211		211	234	177	75.64
3		XY---DOMESTIC	BN-2/A ALL TYPES	168		168	183	144	78.66
7	COMMUNITY TOTAL	DOMESTIC	U-TYPE-P15-1 U-TYPE-P15-2 BN-2/A ALL TYPES	206		206		321	76.97
13	DILLINGHAM (DILLINGHAM MUNI)	KG---DOMESTIC	FW UNDR 300HP G-21A C-402/402A M-404 ALL TYPES	1689	102	1791	1389	1358	97.76
21		WE---DOMESTIC	U-TYPE-P15-2 B-737-200C ALL TYPES	2		2	509	469	96.07
23	COMMUNITY TOTAL	DOMESTIC	FW UNDR 300HP G-21A C-402/402A M-404 U-TYPE-P15-2 B-737-200C ALL TYPES	1689	102	1791	1898	1847	97.31
31	DUTCH HARBOR (DUTCH HARBOR)	NV---DOMESTIC	YS-11 ALL TYPES	583	2	585	478	474	99.16
37	EAGLE (EAGLE MUNI)	WE---DOMESTIC	U-TYPE-P15-1 U-TYPE-P15-2 ALL TYPES	155		155	165	94	89.52
43	FEK (FEK)	WE---DOMESTIC	U-TYPE-P15-1 U-TYPE-P15-2 ALL TYPES	356		356	236	183	77.54
47	FGGKIK (EGEGIK)	KG---DOMESTIC	FW UNDR 300HP M-404 ALL TYPES	465	14	479	399	383	95.98
51	FKUK (EKUK)	KL---DOMESTIC	FW UNDR 300HP ALL TYPES	190	7	197	262	162	61.83
55	EKMKK (EKMKK)	KD---DOMESTIC	FW UNDR 300HP M-404 ALL TYPES	309	3	312	315	270	85.71
61	FLIM (FLIM)	WE---DOMESTIC	U-TYPE-P15-1 U-TYPE-P15-2 ALL TYPES	138		138	156	136	87.17
65	FAIRBANKS (FAIRBANKS INTERNATIONAL)	AS---DOMESTIC	B-727-100 B-727-200 ALL TYPES	1275	1	1276	2060	2009	97.52
69		BF---DOMESTIC	L-188A/C *L-100-30 ALL TYPES	35		35	40	38	95.00
73		NW---DOMESTIC	B-727-200 DC-10-40 ALL TYPES	173		173	265	280	98.24
77		NW---INTERNATIONAL	*B-747F ALL TYPES	1		1			
81		NW---TOTAL	B-727-200 DC-10-40 *B-747F ALL TYPES	173		173	285	280	98.24
85		WE---DOMESTIC	U-TYPE-P15-1 U-TYPE-P15-2 B-737-200C ALL TYPES	2286		2286	4783	4037	84.40
89	COMMUNITY TOTAL	DOMESTIC	B-727-100 B-727-200 L-188A/C *L-100-30 DC-10-40 U-TYPE-P15-1 U-TYPE-P15-2 B-737-200C ALL TYPES	1275	1	1276	7168	6364	88.78
93		INTERNATIONAL	*B-747F ALL TYPES	1		1			
97		TOTAL	B-727-100 B-727-200 L-188A/C *L-100-30 DC-10-40 *B-747F U-TYPE-P15-1 U-TYPE-P15-2 B-737-200C ALL TYPES	1275	1	1276	7168	6364	88.78

TABLE 7
 AIRCRAFT DEPARTURES SCHEDULED AND AIRCRAFT DEPARTURES PERFORMED,
 BY TYPE OF OPERATION, BY AIRCRAFT TYPE, BY COMMUNITY, AND BY CARRIER

12 MONTHS ENDED DECEMBER 31, 1980

Line No.	Area, state or country Community (Airport name)	Carrier and type of operation	Type of aircraft	Total departures performed			Departures scheduled	Scheduled departures completed	
				Scheduled service	Non-scheduled service	All services		Number	Percent of departures scheduled
1	FAREWELL	WE---DOMESTIC	U-TYPE-PIS-1	52		52			
2	(FAREWELL INTERMEDIATE FLD)		ALL TYPES	52		52	52	47	90.38
5	FLAT	WE---DOMESTIC	U-TYPE-PIS-1	51		51			
6	(FLAT)		ALL TYPES	51		51	52	47	90.38
9	FORT YUKON	WE---DOMESTIC	U-TYPE-PIS-1	1259		1259			
10	(FORT YUKON MUNI)		U-TYPE-PIS-2	47		47			
11			ALL TYPES	1306		1306	1259	772	61.31
14	GALENA	WE---DOMESTIC	U-TYPE-PIS-1	2046		2046			
15	(GALENA)		B-737-200C	214		214			
16			U-TYPE-PIS-2	126		126			
17			ALL TYPES	2386		2386	946	881	93.12
20	GAMBELL	WE---DOMESTIC	U-TYPE-PIS-1	664		664			
21	(GAMBELL MUNI)		U-TYPE-PIS-2	33		33			
22			ALL TYPES	697		697	626	535	85.46
25	GOLDEN HORN	KC---DOMESTIC	G-21A	2		2			
26	(GOLDEN HORN)		ALL TYPES	2		2			
28	GOLUVIN	WE---DOMESTIC	U-TYPE-PIS-1	104		104			
29	(GOLUVIN)		U-TYPE-PIS-2	48		48			
30			ALL TYPES	152		152	157	126	80.25
34	GOODNEWS BAY	WE---DOMESTIC	U-TYPE-PIS-1	218		218			
35	(GOODNEWS)		U-TYPE-PIS-2	8		8			
36			ALL TYPES	226		226	165	156	94.54
39	GRANITE MOUNTAIN	WE---DOMESTIC	U-TYPE-PIS-1	5		5			
40	(GRANITE MT. AFS)		ALL TYPES	5		5			
42	GRAYLING	WE---DOMESTIC	U-TYPE-PIS-1	374		374			
43	(GRAYLING)		ALL TYPES	374		374	541	330	60.99
46	GUSTAVUS	AS---DOMESTIC	B-727-100	159		159			
47	(GUSTAVUS)		B-727-200	65		65			
48			ALL TYPES	224		224	228	215	94.29
52	HOLY CROSS	WE---DOMESTIC	U-TYPE-PIS-1	623		623			
53	(HOLY CROSS)		U-TYPE-PIS-2	1		1			
54			ALL TYPES	624		624	541	491	90.75
56	HOMER	WE---DOMESTIC	B-737-200C	246		246			
57	(HOMER MUNI)		U-TYPE-PIS-2	6		6			
58			ALL TYPES	252		252	252	240	95.23
62	HODDER BAY	WE---DOMESTIC	U-TYPE-PIS-1	626		626			
63	(HODDER BAY)		U-TYPE-PIS-2	3		3			
64			ALL TYPES	629		629	457	430	94.09
67	HUGHES	WE---DOMESTIC	U-TYPE-PIS-1	117		117			
68	(HUGHES MUNI)		ALL TYPES	117		117	104	100	96.15
70	MUSLTA	WE---DOMESTIC	U-TYPE-PIS-1	274		274			
71	(MUSLTA)		ALL TYPES	274		274	261	242	92.72
73	IGIUGIG	KG---DOMESTIC	Fw UNDR 300HP	79	3	82			
74	(IGIUGIG)		M-404	1		1			
75			ALL TYPES	80	3	83	69	62	89.85
80	ILIANNA	WE---DOMESTIC	U-TYPE-PIS-2	12		12			
81	(ILIANNA)		B-737-200C	167		167			
82			ALL TYPES	179		179	194	166	85.56
83	JUNFAU	AS---DOMESTIC	B-727-100	1910		1910			
84	(JUNFAU MUNI)		B-727-200	925	4	929			
85			ALL TYPES	2835	4	2839	2889	2817	97.50
86		WE---DOMESTIC	U-TYPE-PIS-1	46		46			
87			U-TYPE-PIS-2	36		36			
88			B-737-200C	986		986			
89			ALL TYPES	1068		1068	1115	1002	89.86
90	COMMUNITY TOTAL	DOMESTIC	B-727-100	1910		1910			
91			B-727-200	925	4	929			
92			U-TYPE-PIS-1	46		46			
93			U-TYPE-PIS-2	36		36			
94			B-737-200C	986		986			
95			ALL TYPES	3903	4	3907	4004	3819	95.37
96			ALL TYPES	3903	4	3907	4004	3819	95.37
97	KALSRAG	WE---DOMESTIC	U-TYPE-PIS-1	577		577			
98	(KALSRAG MUNI)		ALL TYPES	577		577	472	460	97.45
102	KALTAG	WE---DOMESTIC	U-TYPE-PIS-1	422		422			
103	(KALTAG)		ALL TYPES	422		422	261	181	69.34
108	KARLUK	KD---DOMESTIC	Fw UNDR 300HP	136	33	169			
109	(KARLUK)		G-21A	89	13	102			
110			ALL TYPES	144		144			

TABLE 7
 AIRCRAFT DEPARTURES SCHEDULED AND AIRCRAFT DEPARTURES PERFORMED,
 BY TYPE OF OPERATION, BY AIRCRAFT TYPE, BY COMMUNITY, AND BY CARRIER

12 MONTHS ENDED DECEMBER 31, 1980

No.	Area, state or country Community (Airport name)	Carrier and type of operation	Type of aircraft	Total departures performed			Scheduled departures completed		
				Scheduled service	Nonscheduled service	All services	Departures scheduled	Number	Percent of departures scheduled
1	2	3	4	5	6	7	8	9	
1	KAKLIK	KL---DOMESTIC	(CCNT.) C-402/402A M-404 ALL TYPES	1 220	1 49	1 275	507	154	30.37
6	KENAI (KENAI MUNI)	WE---DOMESTIC	B-737-200C ALL TYPES	382 382		382 382	380	371	97.63
11	KETCHIKAN (KETCHIKAN WATERFRONT SPB)	AS---DOMESTIC	B-727-100 B-727-200 ALL TYPES	1487 609 2096		1487 609 2096	2115	2093	98.95
15		WE---DOMESTIC	B-737-200C ALL TYPES	731 731		731 731	760	712	93.68
19	COMMUNITY TOTAL	DOMESTIC	B-727-100 B-727-200 B-737-200C ALL TYPES	1487 609 731 2827		1487 609 731 2827	2875	2805	97.56
23	KIANA (RIGB PARKER MEMORIAL)	WE---DOMESTIC	U-TYPE-PIS-1 U-TYPE-PIS-2 ALL TYPES	604 18 622		604 18 622	609	551	90.47
29	KING SALMON (KING SALMON)	KL---DOMESTIC	FW UNDR 300HP G-21A C-402/402A M-404 ALL TYPES	1128 28 45 17 1218	59	1187 28 50 18 1283	969	844	87.10
35		RV---DOMESTIC	YS-11 L-188A/C ALL TYPES	223 1 224	2	225 1 226	223	214	95.96
39		WE---DOMESTIC	U-TYPE-PIS-2 B-737-200C ALL TYPES	26 592 618	4 4	26 596 622	510	504	98.82
43	COMMUNITY TOTAL	DOMESTIC	FW UNDR 300HP G-21A C-402/402A M-404 YS-11 L-188A/C U-TYPE-PIS-2 B-737-200C ALL TYPES	1128 28 45 17 223 1 26 592 2060	59	1187 28 50 18 225 1 26 596 2131	1702	1562	91.77
53	KIPNUK (KIPNUK)	WE---DOMESTIC	U-TYPE-PIS-1 U-TYPE-PIS-2 ALL TYPES	416 6 422		416 6 422	313	285	91.05
59	KITOI BAY (KITOI BAY SPB)	KD---DOMESTIC	FW UNDR 300HP G-21A ALL TYPES	33 28 61	1 2 3	34 30 64	93	50	53.76
63	KIVALINA (KIVALINA)	WE---DOMESTIC	U-TYPE-PIS-1 U-TYPE-PIS-2 ALL TYPES	393 9 402		393 9 402	480	344	71.66
69	KORUK (KORUK/MIEN)	WE---DOMESTIC	U-TYPE-PIS-1 U-TYPE-PIS-2 ALL TYPES	136 1 137		136 1 137	141	123	87.23
73	KODIAK (KODIAK MUNICIPAL/KODIAK SPB)	KC---DOMESTIC	FW UNDR 300HP G-21A ALL TYPES	4 2 6	1 2 3	5 4 9	1	1	100.00
79	(KODIAK NS/INNER HARBOR SPB)	KD---DOMESTIC	FW UNDR 300HP G-21A C-402/402A M-404 ALL TYPES	1416 632 57 15 2120	617 230 30 5 882	2033 862 87 20 3002	2286	1429	62.51
83		WE---DOMESTIC	B-737-200C U-TYPE-PIS-2 ALL TYPES	959 3 962	1 1	960 3 963	959	908	94.68
87	AIRPORT TOTAL	DOMESTIC	FW UNDR 300HP G-21A C-402/402A M-404 B-737-200C U-TYPE-PIS-2 ALL TYPES	1416 632 57 15 959 3 3082	617 230 30 5 1 1 883	2033 862 87 20 960 3 3965	3245	2337	72.01
93	COMMUNITY TOTAL BY CARRIER	KD---DOMESTIC	FW UNDR 300HP C-402/402A G-21A M-404 ALL TYPES	1420 57 634 15 2126	618 30 232 5 885	2038 87 866 20 3011	2287	1430	62.52
103		WE---DOMESTIC	U-TYPE-PIS-2 B-737-200C ALL TYPES	3 959 962	1 1	3 960 963	959	908	94.68
107	COMMUNITY TOTAL	DOMESTIC	FW UNDR 300HP G-21A C-402/402A M-404 B-737-200C U-TYPE-PIS-2 ALL TYPES	1420 634 57 15 959 3 3088	618 232 30 5 1 1 886	2038 866 87 20 960 3 3974	3246	2338	72.02

TABLE 7
 AIRCRAFT DEPARTURES SCHEDULED AND AIRCRAFT DEPARTURES PERFORMED,
 BY TYPE OF OPERATION, BY AIRCRAFT TYPE, BY COMMUNITY, AND BY CARRIER

12 MONTHS ENDED DECEMBER 31, 1980

Line No.	Area, state or country Community (Airport name)	Carrier and type of operation	Type of aircraft	Total departures performed			Departures scheduled	Scheduled departures completed	
				Scheduled service	Nonscheduled service	All services		Number	Percent of departures scheduled
1	2	3	4	5	6	7	8	9	
1	KONGIGANAK (KONGIGANAK)	WE---DOMESTIC	U-TYPE-PIS-1	417		417	412	334	81.06
2			U-TYPE-PIS-2	8		8			
3			ALL TYPES	425		425			
4									
5	KOTLIK (KOTLIK)	WE---DOMESTIC	U-TYPE-PIS-1	133		133	296	190	64.18
6			U-TYPE-PIS-2	415		415			
7			ALL TYPES	552		552			
8									
9	KOTZEBUE (KOTZEBUE)	AS---DOMESTIC	B-727-100	346		346	354	347	98.02
10			B-727-200	2		2			
11			ALL TYPES	348		348			
12									
13		BF---DOMESTIC	L-188A/C	56		56	223	211	94.61
14			*L-100-30	82		82			
15			*L-188A/C	75		75			
16			ALL TYPES	213		213			
17		WE---DOMESTIC	U-TYPE-PIS-1	2080		2080	2625	2354	83.32
18			U-TYPE-PIS-2	70		70			
19			B-737-200C	460	2	462			
20			ALL TYPES	3010	2	3012			
21		XY---DOMESTIC	BN-2/A	171		171	169	144	85.20
22			DD-28	2		2			
23			ALL TYPES	173		173			
24									
25	COMMUNITY TOTAL	DOMESTIC	B-727-100	346		346	3571	3356	85.57
26			B-727-200	2		2			
27			L-188A/C	56		56			
28			*L-100-30	82		82			
29			*L-188A/C	75		75			
30			U-TYPE-PIS-1	2080		2080			
31			U-TYPE-PIS-2	70		70			
32			B-737-200C	460	2	462			
33			BN-2/A	171		171			
34			DD-28	2		2			
35			ALL TYPES	3744	2	3746			
36									
37			KOYUK (KOYUK)	WE---DOMESTIC	U-TYPE-PIS-1	523			
38	U-TYPE-PIS-2	18				18			
39	ALL TYPES	541				541			
40									
41	KOYUKUK (KOYUKUK)	WE---DOMESTIC	U-TYPE-PIS-1	247		247	261	89	34.09
42			ALL TYPES	247		247			
43									
44									
45	KWEHLUK (KWEHLUK)	WE---DOMESTIC	U-TYPE-PIS-1	468		468	261	248	95.01
46			U-TYPE-PIS-2	24		24			
47			ALL TYPES	492		492			
48									
49	KWIGILLINGOK (KWIGILLINGOK)	WE---DOMESTIC	U-TYPE-PIS-1	478		478	412	340	83.58
50			U-TYPE-PIS-2	9		9			
51			ALL TYPES	487		487			
52									
53	KWIGUK (KWIGUK)	WE---DOMESTIC	U-TYPE-PIS-1	408		408	587	346	58.94
54			U-TYPE-PIS-2	737		737			
55			ALL TYPES	1145		1145			
56									
57	KWINHAGAK (KWINHAGAK)	WE---DOMESTIC	U-TYPE-PIS-1	427		427	325	302	92.92
58			U-TYPE-PIS-2	10		10			
59			ALL TYPES	437		437			
60									
61	LAKE MINCHUMINA (LAKE MINCHUMINA)	WE---DOMESTIC	U-TYPE-PIS-1	59		59	52	32	61.53
62			ALL TYPES	59		59			
63									
64									
65	LARSEN BAY (LARSEN BAY)	ND---DOMESTIC	FW UNDR 300HP	225	84	309	254	197	77.55
66			G-21A	101	15	116			
67			C-402/402A	7	8	15			
68			N-404	2	1	3			
69	ALL TYPES	335	108	443					
70	LEVELOCK (LEVELOCK)	ND---DOMESTIC	FW UNDR 300HP	517	9	526	519	413	79.57
71			N-404	4		4			
72			ALL TYPES	521	9	530			
73									
74	MANLEY HOT SPRINGS (MANLEY HOT SPRINGS)	WE---DOMESTIC	U-TYPE-PIS-1	102		102	156	87	55.76
75			U-TYPE-PIS-2	4		4			
76			ALL TYPES	106		106			
77									
78	MANDAKAK (MANDAKAK SPB)	ND---DOMESTIC	FW UNDR 300HP	347	7	354	312	303	97.11
79			N-404	14	1	15			
80			ALL TYPES	361	8	369			
81									
82	MARSHALL (MARSHALL)	WE---DOMESTIC	U-TYPE-PIS-1	649		649	445	404	90.78
83			U-TYPE-PIS-2	18		18			
84			ALL TYPES	667		667			
85									
86	MCGRATH (MCGRATH)	WE---DOMESTIC	U-TYPE-PIS-1	386		386	573	446	77.83
87			B-737-200C	205		205			
88			U-TYPE-PIS-2	6		6			
89			ALL TYPES	597		597			
90	MEDFRA (MEDFRA)	WE---DOMESTIC	U-TYPE-PIS-1	51		51	52	46	88.46
91			ALL TYPES	51		51			
92									
93									

TABLE 7
 AIRCRAFT DEPARTURES SCHEDULED AND AIRCRAFT DEPARTURES PERFORMED,
 BY TYPE OF OPERATION, BY AIRCRAFT TYPE, BY COMMUNITY, AND BY CARRIER

12 MONTHS ENDED DECEMBER 31, 1980

No.	Area, state or country Community (Airport name)	Carrier and type of operation	Type of aircraft	Total departures performed			Departures scheduled	Scheduled departures completed	
				Scheduled service	Nonscheduled service	All services		Number	Percent of departures scheduled
				4	5	6	7	8	9
1	MEKORYUK	WE---DOMESTIC	U-TYPE-PIS-1	258		258			
2	(MEKORYUK MUNI)		U-TYPE-PIS-2	8		8			
3			ALL TYPES	266		266	209	180	86.12
4									
5									
6	WINTO	WE---DOMESTIC	U-TYPE-PIS-1	105		105			
7	(WINTO)		U-TYPE-PIS-2	5		5			
8			ALL TYPES	110		110	156	83	53.20
9									
10									
11	MUSEK RAY	KC---DOMESTIC	G-21A	70	3	73			
12	(MUSEK RAY)		FW UNDR 300HP	38	18	56			
13			ALL TYPES	108	21	129	184	82	44.56
14									
15									
16	MUSFS POINT	WE---DOMESTIC	U-TYPE-PIS-1	1		1			
17	(MUSFS POINT)		ALL TYPES	1		1			
18									
19									
20	MOUNTAIN VILLAGE	WE---DOMESTIC	U-TYPE-PIS-1	470		470			
21	(MOUNTAIN VILLAGE)		U-TYPE-PIS-2	501		501			
22			ALL TYPES	971		971	535	399	74.57
23									
24									
25	NAKNEK	KC---DOMESTIC	FW UNDR 300HP	387	14	401			
26	(NAKNEK)		ALL TYPES	387	14	401	477	295	61.84
27									
28									
29	NAPAKIAK	WE---DOMESTIC	U-TYPE-PIS-1	301		301			
30	(NAPAKIAK SP BASE)		U-TYPE-PIS-2	5		5			
31			ALL TYPES	306		306	157	147	93.63
32									
33									
34	NAPATSKAK	WE---DOMESTIC	U-TYPE-PIS-1	196		196			
35	(NAPATSKAK SP BASE)		U-TYPE-PIS-2	8		8			
36			ALL TYPES	204		204	157	141	85.80
37									
38									
39	NFW KDLIGANEK	KC---DOMESTIC	FW UNDR 300HP	312	1	313			
40	(NFW KULIGANEK)		M-404	14		14			
41			ALL TYPES	326	1	327	353	259	73.37
42									
43									
44	NFW STUYAHIK	KC---DOMESTIC	FW UNDR 300HP	329	6	335			
45	(NFW STUYAHIK)		G-21A	1		1			
46			M-404	14		14			
47			ALL TYPES	344	6	350	353	279	79.03
48									
49									
50	NFWTUK	WE---DOMESTIC	U-TYPE-PIS-1	233		233			
51	(NFWTUK)		U-TYPE-PIS-2	11		11			
52			ALL TYPES	244		244	199	153	76.88
53									
54									
55	NIGHTMUTE	WE---DOMESTIC	U-TYPE-PIS-1	276		276			
56	(NIGHTMUTE)		U-TYPE-PIS-2	2		2			
57			ALL TYPES	278		278	199	173	86.93
58									
59									
60	NIJATAK	WE---DOMESTIC	U-TYPE-PIS-1	258		258			
61	(NIJATAK)		U-TYPE-PIS-2	6		6			
62			ALL TYPES	264		264	263	214	81.36
63									
64									
65	NOME	AS---DOMESTIC	B-727-100	436		436			
66	(NOME)		B-727-200	3		3			
67			ALL TYPES	439		439	450	438	97.33
68									
69									
70		DF---DOMESTIC	L-188A/C	56		56			
71			*L-100-30	85		85			
72			*L-188A/C	68		68			
73		ALL TYPES	209		209	223	211	94.61	
74									
75		WE---DOMESTIC	U-TYPE-PIS-1	1848		1848			
76			U-TYPE-PIS-2	304		304			
77			B-737-200C	749		749			
78			ALL TYPES	2961		2961	2859	2359	82.51
79									
80		XY---DOMESTIC	BN-2/A	60		60			
81			AC-680FL	153		153			
82			DD-28	2		2			
83			ALL TYPES	215		215	279	215	77.06
84									
85									
86	COMMUNITY TOTAL	DOMESTIC	B-727-100	436		436			
87			B-727-200	3		3			
88			L-188A/C	56		56			
89			*L-100-30	85		85			
90			*L-188A/C	68		68			
91			U-TYPE-PIS-1	1848		1848			
92			U-TYPE-PIS-2	304		304			
93			B-737-200C	749		749			
94			BN-2/A	60		60			
95			AC-680FL	153		153			
96		DD-28	2		2				
97		ALL TYPES	3764		3768	3811	3223	84.57	
98									
99	NIGRVIK	WE---DOMESTIC	U-TYPE-PIS-1	661		661			
100	(NIGRVIK)		U-TYPE-PIS-2	8		8			
101			ALL TYPES	669		669	609	569	93.43
102									
103									
104	MULATI	WE---DOMESTIC	U-TYPE-PIS-1	517		517			
105	(MULATI)		ALL TYPES	517		517	261	247	94.63
106									
107									
108	MINAPITCHUK	WE---DOMESTIC	U-TYPE-PIS-1	605		605			
109	(MINAPITCHUK)		U-TYPE-PIS-2	33		33			
110			ALL TYPES	638		638	313	280	89.45
111									
112									

TABLE 7
 AIRCRAFT DEPARTURES SCHEDULED AND AIRCRAFT DEPARTURES PERFORMED,
 BY TYPE OF OPERATION, BY AIRCRAFT TYPE, BY COMMUNITY, AND BY CARRIER

12 MONTHS ENDED DECEMBER 31, 1960

No.	Area, state or country (Community (Airport name))	Carrier and type of operation	Type of aircraft	Total departures performed			Departures scheduled	Scheduled departures completed	
				Scheduled service	Nonscheduled service	All services		Number	Percent of departures scheduled
	1	2	3	4	5	6	7	8	9
1	NYAC								
2	(NYAC)	WE---DOMESTIC	U-TYPE-PIS-1	20		20			
3			ALL TYPES	20		20	29	14	48.27
4									
5	OLD HARBOR								
6	(OLD HARBOR AIRPORT/SPB)	KL---DOMESTIC	FW UNDR 300HP	486	91	577			
7			G-21A	40	12	52			
8			C-402/402A	17	7	24			
9			M-404	5	1	6			
10			ALL TYPES	508	111	619	765	502	65.62
11									
12	OLGA RAY								
13	(OLGA RAY SPB)	KL---DOMESTIC	G-21A	55	4	59			
14			FW UNDR 300HP	35	2	37			
15			ALL TYPES	90	6	96	184	74	40.21
16									
17	OPHEK								
18	(OPHEK)	WE---DOMESTIC	ALL TYPES				71		.00
19									
20	OUZINKIE								
21	(OUZINKIE)	KL---DOMESTIC	FW UNDR 300HP	228	65	293			
22			G-21A	252	27	279			
23			ALL TYPES	480	92	572	528	374	70.83
24									
25	PARKS								
26	(PARKS SP BASE)	KC---DOMESTIC	G-21A	28	3	31			
27			FW UNDR 300HP	23	8	31			
28			ALL TYPES	51	11	62	204	36	17.64
29									
30	PFTF+SRURG								
31	(PFTF+SRURG APT/SP BASE)	AS---DOMESTIC	B-727-100	644	1	645			
32			ALL TYPES	644	1	645	726	644	88.70
33									
34	PILOT POINT								
35	(PILOT POINT)	KL---DOMESTIC	FW UNDR 300HP	329	9	338			
36			M-404	4		4			
37			ALL TYPES	333	9	342	301	262	87.04
38									
39	PILOT STATION								
40	(PILOT STATION)	WE---DOMESTIC	U-TYPE-PIS-1	183		183			
41			U-TYPE-PIS-2	308		308			
42			ALL TYPES	571		571	428	251	58.64
43									
44	PLATINUM								
45	(PLATINUM)	WE---DOMESTIC	U-TYPE-PIS-1	250		250			
46			U-TYPE-PIS-2	5		5			
47			ALL TYPES	255		255	165	156	94.54
48									
49	POINT HOPE								
50	(POINT HOPE MUNI)	WE---DOMESTIC	U-TYPE-PIS-1	479		479			
51			U-TYPE-PIS-2	15		15			
52			ALL TYPES	494		494	468	332	70.94
53									
54	PERCUPINE CREEK								
55	(PERCUPINE CREEK)	WE---DOMESTIC	U-TYPE-PIS-1	1		1			
56			ALL TYPES	1		1	12		.00
57									
58	PORTAGE								
59	(PORTAGE)	KL---DOMESTIC	FW UNDR 300HP	128	3	131			
60			M-404	1		1			
61			ALL TYPES	129	3	132	216	106	49.07
62									
63	PORT BAILEY								
64	(PORT BAILEY)	KC---DOMESTIC	G-21A	89	17	106			
65			FW UNDR 300HP	77	42	119			
66			ALL TYPES	166	59	225	408	112	27.45
67									
68	PORT HEIDEN								
69	(PORT HEIDEN)	KV---DOMESTIC	YS-11	276	3	279			
70			ALL TYPES	276	3	279	234	234	100.00
71									
72	PORT LIONS								
73	(PORT LIONS)	KL---DOMESTIC	FW UNDR 300HP	322	62	384			
74			G-21A	181	9	190			
75			C-402/402A	1	1	2			
76			ALL TYPES	504	72	576	524	303	57.82
77									
78	PORT WILLIAMS								
79	(PORT WILLIAMS SP BASE)	KL---DOMESTIC	G-21A	31	3	34			
80			FW UNDR 300HP	27	4	31			
81			ALL TYPES	58	7	65	93	49	52.68
82									
83	PRUDHON BAY								
84	(PRUDHON BAY)	BF---DOMESTIC	L-188A/C	32		32			
85			L-100-30	6		6			
86			ALL TYPES	38		38	40	38	95.00
87									
88	QUEENS								
89	(THE QUEENS)	KC---DOMESTIC	FW UNDR 300HP	131	2	133			
90			ALL TYPES	131	2	133	236	109	46.18
91									
92	RAMPART								
93	(RAMPART)	WE---DOMESTIC	U-TYPE-PIS-1	224		224			
94			U-TYPE-PIS-2	4		4			
95			ALL TYPES	226		226	158	109	68.98
96									
97	RED DEVIL								
98	(RED DEVIL)	WE---DOMESTIC	U-TYPE-PIS-1	310		310			
99			U-TYPE-PIS-2	1		1			
100			ALL TYPES	311		311	256	240	93.75
101									
102	RUBY								
103	(RUBY)	WE---DOMESTIC	U-TYPE-PIS-1	126		126			
104			ALL TYPES	126		126	104	97	93.26
105									
106	RUSSIAN MISSION								
107	(RUSSIAN MISSION)	WE---DOMESTIC	U-TYPE-PIS-1	601		601			
108			U-TYPE-PIS-2	15		15			
109			ALL TYPES	616		616	445	400	89.88
110									
111	ST. MARYS								
112	(ST MARYS AIRPORT)	WE---DOMESTIC	U-TYPE-PIS-1	775		775			

TABLE 7
 AIRCRAFT DEPARTURES SCHEDULED AND AIRCRAFT DEPARTURES PERFORMED,
 BY TYPE OF OPERATION, BY AIRCRAFT TYPE, BY COMMUNITY, AND BY CARRIER

12 MONTHS ENDED DECEMBER 31, 1950

Line No.	Area, state or country Community (Airport name)	Carrier and type of operation	Type of aircraft	Total departures performed			Scheduled departures completed	
				Scheduled service	Non-scheduled service	All services	Number	Percent of departures scheduled
1	2	3	4	5	6	7	8	9
1	ST MARYS AIRPORT	WE---DOMESTIC	(CGNT-1) U-TYPE-PIS-2 B-737-200C ALL TYPES	2435 267 3497		2435 267 3497	1303	1005 77.12
7	ST MICHAEL (ST MICHAEL)	WE---DOMESTIC	U-TYPE-PIS-1 ALL TYPES	497 497		497 497	157	152 96.81
11	ST PAUL (ST PAUL ISLAND)	RV---DOMESTIC	YS-11 L-188A/C ALL TYPES	37 71 108		37 71 100	109	105 96.33
16	SAND POINT (SAND POINT MUNI)	RV---DOMESTIC	YS-11 ALL TYPES	233 233		233 233	224	216 97.32
20	SAN JUAN (SAN JUAN)	KU---DOMESTIC	G-21A FW UNDR 300HP ALL TYPES	57 45 102	16 35 51	73 60 153	342	72 21.05
24	SAVONGA (SAVONGA AIRPORT)	WE---DOMESTIC	U-TYPE-PIS-1 U-TYPE-PIS-2 ALL TYPES	696 22 718		696 22 718	626	564 90.09
29		XY---DOMESTIC	AC-680FL BN-2/A UD-26 ALL TYPES	245 28 2 275		245 28 2 275	227	227 100.00
35	COMMUNITY TOTAL	DOMESTIC	U-TYPE-PIS-1 U-TYPE-PIS-2 AC-680FL BN-2/A UD-26 ALL TYPES	696 22 245 28 2 993		696 22 245 28 2 993	853	791 92.73
42	SCAMMON BAY (SCAMMON BAY)	WE---DOMESTIC	U-TYPE-PIS-1 U-TYPE-PIS-2 ALL TYPES	435 7 442		435 7 442	351	317 90.31
47	SELAWIK (SELAWIK)	WE---DOMESTIC	U-TYPE-PIS-1 U-TYPE-PIS-2 ALL TYPES	641 9 650		641 9 650	609	548 89.90
52	SHAGLUK (SHAGLUK)	WE---DOMESTIC	U-TYPE-PIS-1 ALL TYPES	379 379		379 379	341	319 58.96
57	SHAKTOOLIK (SHAKTOOLIK)	WE---DOMESTIC	U-TYPE-PIS-1 U-TYPE-PIS-2 ALL TYPES	452 2 454		452 2 454	314	274 87.26
62	SHELDON POINT (SHELDON POINT)	WE---DOMESTIC	U-TYPE-PIS-1 U-TYPE-PIS-2 ALL TYPES	52 161 213		52 161 213	105	54 51.42
66	SHERYA (SHERYA AFB)	RV---DOMESTIC	L-188A/C ALL TYPES	94 99	28 28	127 127	101	98 97.02
71	SHISHNAREF (SHISHNAREF)	WE---DOMESTIC	U-TYPE-PIS-1 U-TYPE-PIS-2 ALL TYPES	339 71 410		339 71 410	430	323 74.41
75	SHUNGNAK (SHUNGNAK)	WE---DOMESTIC	U-TYPE-PIS-1 U-TYPE-PIS-2 ALL TYPES	355 11 366		355 11 366	337	253 75.07
80	SITKA (SITKA)	AS---DOMESTIC	B-727-100 B-727-200 ALL TYPES	958 422 1380	2 2 4	960 424 1384	1394	1370 98.27
84	SITKINAK (SITKINAK CGS)	KU---DOMESTIC	FW UNDR 300HP G-21A C-402/402A ALL TYPES	3 9 12	6 1 7	9 9 19	26	11 42.30
91	SKWENTNA (SKWENTNA)	WE---DOMESTIC	U-TYPE-PIS-1 ALL TYPES	26 26		26 26	52	1 1.92
95	SLEETMUTE (SLEETMUTE)	WE---DOMESTIC	U-TYPE-PIS-1 ALL TYPES	311 311		311 311	256	235 91.79
99	SOLOMON (SOLOMON)	WE---DOMESTIC	U-TYPE-PIS-2 U-TYPE-PIS-1 ALL TYPES	7 5 12		7 5 12		
104	SOUTH NAKNEK (SOUTH NAKNEK)	KD---DOMESTIC	FW UNDR 300HP G-21A W-404 ALL TYPES	511 1 3 515	7 7 7	518 1 3 522	562	418 74.37
109	STEBBINS (STEBBINS)	WE---DOMESTIC	U-TYPE-PIS-1 ALL TYPES	558 558		558 558	157	149 94.90

TABLE 7
 AIRCRAFT DEPARTURES SCHEDULED AND AIRCRAFT DEPARTURES PERFORMED,
 BY TYPE OF OPERATION, BY AIRCRAFT TYPE, BY COMMUNITY, AND BY CARRIER

12 MONTHS ENDED DECEMBER 31, 1980

Line No.	Area, state or country Community (Airport name)	Carrier and type of operation	Type of aircraft	Total departures performed			Departures scheduled	Scheduled departures completed	
				Scheduled service	Nonscheduled service	All services		Number	Percent of departures scheduled
	1	2	3	4	5	6	7	8	9
1	STEVENS VILLAGE	WE---DOMESTIC	U-TYPE-PIS-1	226		226			
2	(STEVENS VILLAGE)		U-TYPE-PIS-2	5		5			
3			ALL TYPES	231		231	158	119	75.31
4									
5									
6	STONY RIVER	WE---DOMESTIC	U-TYPE-PIS-1	224		224			
7	(STONY RIVER NO. 21)		ALL TYPES	224		224	256	186	72.65
8									
9									
10	TAKOTNA	WE---DOMESTIC	U-TYPE-PIS-1	135		135			
11	(TAKOTNA)		ALL TYPES	135		135	104	103	99.03
12									
13									
14	TANANA	WE---DOMESTIC	U-TYPE-PIS-1	336		336			
15	(RALPH W. CALHOUN MEML)		U-TYPE-PIS-2	14		14			
16			ALL TYPES	350		350	313	258	82.42
17									
18									
19	TATALINA	WE---DOMESTIC	U-TYPE-PIS-1	158		158			
20	(TATALINA AFS)		ALL TYPES	158		158	156	134	85.89
21									
22									
23	TELLEK	WE---DOMESTIC	U-TYPE-PIS-1	111		111			
24	(TELLEK)		U-TYPE-PIS-2	62		62			
25			ALL TYPES	173		173	234	143	61.11
26									
27									
28	TELLEK MISSION	WE---DOMESTIC	U-TYPE-PIS-1	130		130			
29	(TELLEK MISSION)		U-TYPE-PIS-2	69		69			
30			ALL TYPES	199		199	156	145	92.94
31									
32									
33	TEKOR FAY	KG---DOMESTIC	G-21A	30	5	35			
34	(TEKOR FAY SPB)		Fw UNDR 300HP	34	7	41			
35			ALL TYPES	64	12	76	204	42	20.58
36									
37									
38	TIKCHIK LODGE	KL---DOMESTIC	G-21A	2		2			
39	(TIKCHIK LODGE)		ALL TYPES	2		2			
40									
41									
42	TIN CITY	WE---DOMESTIC	U-TYPE-PIS-1	177		177			
43	(TIN CITY AFS)		U-TYPE-PIS-2	28		28			
44			ALL TYPES	205		205	157	154	98.08
45									
46									
47	TIGIAK	KL---DOMESTIC	Fw UNDR 300HP	350	22	372			
48	(TIGIAK)		G-21A	1		1			
49			C-402/402A	3	1	4			
50			M-404	2	1	3			
51			ALL TYPES	356	24	380	301	266	86.37
52									
53	TEKSEK	WE---DOMESTIC	U-TYPE-PIS-1	559		559			
54	(TEKSEK)		U-TYPE-PIS-2	8		8			
55			ALL TYPES	567		567	376	342	90.95
56									
57									
58	TULUKSAR	WE---DOMESTIC	U-TYPE-PIS-1	185		185			
59	(TULUKSAR)		U-TYPE-PIS-2	12		12			
60			ALL TYPES	197		197	157	157	100.00
61									
62	TUNTATULAK	WE---DOMESTIC	U-TYPE-PIS-1	399		399			
63	(TUNTATULAK)		U-TYPE-PIS-2	18		18			
64			ALL TYPES	417		417	236	229	97.03
65									
66									
67	TUNUNAK	WE---DOMESTIC	U-TYPE-PIS-1	397		397			
68	(TUNUNAK)		U-TYPE-PIS-2	13		13			
69			ALL TYPES	410		410	241	236	97.92
70									
71	TWIN HILLS	KL---DOMESTIC	Fw UNDR 300HP	71		71			
72	(TWIN HILLS)		ALL TYPES	71		71	119	60	50.42
73									
74	UGASHIK	KL---DOMESTIC	Fw UNDR 300HP	134	3	137			
75	(UGASHIK)		ALL TYPES	134	3	137	207	98	47.34
76									
77	UNALAKLEET	BE---DOMESTIC	L-188A/C	8		8			
78	(UNALAKLEET)		PL-100-30	5		5			
79			PL-188A/C	15		15			
80			ALL TYPES	28		28	27	23	85.18
81									
82									
83		WE---DOMESTIC	U-TYPE-PIS-1	1391		1391			
84			B-737-200C	213		213			
85			U-TYPE-PIS-2	2		2			
86			ALL TYPES	1606		1606	592	562	94.93
87									
88	COMMUNITY TOTAL	DOMESTIC	L-188A/C	8		8			
89			PL-100-30	5		5			
90			PL-188A/C	15		15			
91			U-TYPE-PIS-1	1391		1391			
92			B-737-200C	213		213			
93			U-TYPE-PIS-2	2		2			
94			ALL TYPES	1634		1634	619	585	94.50
95									
96	UTOPIA	WE---DOMESTIC	U-TYPE-PIS-1	111		111			
97	(UTOPIA MOUNTAIN AFS)		ALL TYPES	111		111	104	95	91.34
98									
99	VENETIF	WE---DOMESTIC	U-TYPE-PIS-1	211		211			
100	(VENETIF)		U-TYPE-PIS-2	9		9			
101			ALL TYPES	220		220	105	103	98.09
102									
103	WAINWRIGHT	WE---DOMESTIC	U-TYPE-PIS-1	269		269			
104	(WAINWRIGHT)		U-TYPE-PIS-2	12		12			

TABLE 7
 AIRCRAFT DEPARTURES SCHEDULED AND AIRCRAFT DEPARTURES PERFORMED,
 BY TYPE OF OPERATION, BY AIRCRAFT TYPE, BY COMMUNITY, AND BY CARRIER

12 MONTHS ENDED DECEMBER 31, 1960

No.	Area, state or country Community (Airport name)	Carrier and type of operation	Type of aircraft	Total departures performed			Departures scheduled	Scheduled departures completed	
				Scheduled service	Nonscheduled service	All services		Number	Percent of departures scheduled
1	2	3	4	5	6	7	8	9	
1	WAINWRIGHT	WE---DOMESTIC	(CONT.) ALL TYPES	281		281	184	137	74.45
2	WALLES (WALLES)	WE---DOMESTIC	U-TYPE-PIS-1 U-TYPE-PIS-2 ALL TYPES	273 45 318		273 45 318	323	281	86.99
3	WEST POINT (WEST POINT VILLAGE)	KC---DOMESTIC	G-21A FM UNOK 3UOHP ALL TYPES	57 50 107	1 3 4	58 53 111	129	75	58.13
4	WHITE MOUNTAIN (WHITE MOUNTAIN)	WE---DOMESTIC	U-TYPE-PIS-1 U-TYPE-PIS-2 ALL TYPES	106 51 157		106 51 157	157	122	77.70
5	WISPMAN (WISPMAN)	WE---DOMESTIC	U-TYPE-PIS-1 U-TYPE-PIS-2 ALL TYPES	9 2 11		9 2 11	24	8	33.33
6	WHANGELL (WHANGELL)	AS---DOMESTIC	B-727-100 ALL TYPES	671 671		671 671	726	671	92.42
7	YAKUTAT (YAKUTATI)	AS---DOMESTIC	B-727-100 B-727-200 ALL TYPES	592 133 725		592 133 725	722	719	99.58
8	ZACHAR HAY (ZACHAR HAY)	KC---DOMESTIC	G-21A FM UNOK 3UOHP ALL TYPES	61 53 114	9 7 16	70 60 130	161	68	42.23
9	ARIZONA								
10	FLAUSTAFF (FLAUSTAFF)	DP---DOMESTIC	L-402/402A SWEAR-METRO DHC-6 ALL TYPES	556 714 202 1472		556 714 202 1472	1719	1137	66.14
11		GG---DOMESTIC	PA-31/34/39 SWEAR-METRO ALL TYPES	1503 678 2181		1503 678 2181	2281	2166	94.95
12	COMMUNITY TOTAL	DOMESTIC	C-402/402A SWEAR-METRO DHC-6 PA-31/34/39 ALL TYPES	556 1392 202 1503 3653		556 1392 202 1503 3653	4000	3303	82.57
13	FORT HUACHUCA (FORT HUACHUCA AAF)	DP---DOMESTIC	C-402/402A ALL TYPES	28 28		28 28			
14	GRAND CANYON (GRAND CANYON NATIONAL PARK)	DP---DOMESTIC	C-402/402A SWEAR-METRO ALL TYPES	164 164		164 165	361	114	31.57
15		HW---DOMESTIC	DC-9-10 DC-9-30 ALL TYPES	324 335 659		324 335 659	725	654	90.20
16	COMMUNITY TOTAL	DOMESTIC	L-402/402A SWEAR-METRO DC-9-10 DC-9-30 ALL TYPES	164 324 335 823	1 1	164 1 324 335 824	1086	768	70.71
17	KINGMAN (KINGMAN MUNI)	DP---DOMESTIC	C-402/402A ALL TYPES	509 509		509 509	725	443	61.10
18	PAGE (PAGE)	GG---DOMESTIC	PA-31/34/39 SWEAR-METRO ALL TYPES	1411 468 1879		1411 468 1879	1948	1875	96.25
19	PHOENIX (PHOENIX SKY HARBOR INTL)	AA---DOMESTIC	B-727-100 B-727-200 DC-10-10 d-707-100B B-707-300B B-707-300C B-747 d-707-300C ALL TYPES	1415 3212 1458 2076 514 926 2 3 9606		1415 3212 1458 2076 514 926 2 3 9606	9625	9584	99.57
20		AL---DOMESTIC	B-727-100 B-727-200 ALL TYPES	972 254 1226		972 254 1226	1234	1223	99.10
21		BN---DOMESTIC	B-727-100 B-727-100C/QC B-727-200 ALL TYPES	22 57 788 867		22 57 795 874	868	863	99.42
22		CC---DOMESTIC	B-727-100 B-727-200 DC-10-10 ALL TYPES	2003 3681 1 5685		2003 3681 1 5685	5735	5680	99.04
23		DL---DOMESTIC	B-727-200 DC-B-90 DC-B-61	1306 15 734		1306 15 734			
24			181						

TABLE 7
 AIRCRAFT DEPARTURES SCHEDULED AND AIRCRAFT DEPARTURES PERFORMED,
 BY TYPE OF OPERATION, BY AIRCRAFT TYPE, BY COMMUNITY, AND BY CARRIER

12 MONTHS ENDED DECEMBER 31, 1960

Line No.	Area, state or country Community (Airport name)	Carrier and type of operation	Type of aircraft	Total departures performed			Scheduled departures completed			
				Scheduled service	Nonscheduled service	All services	Departures scheduled	Number	Percent of departures scheduled	
	1	2	3	4	5	6	7	8	9	
1	PHOENIX SKY HARBOR INTL	DL---DOMESTIC	(CCNT.)							
2			L-1011	364		364				
3		ALL TYPES	2419		2419	2428	2414	99.42		
4		DP---DOMESTIC	C-402/402A	2180		2180				
5			SWEAR-METRO	3824		3824				
6			DHC-6	221		221				
7			CV-340/440	5		5				
8			ALL TYPES	6230		6230	6961	5509	79.14	
9		EA---DOMESTIC	B-727-100	243		243				
10			B-727-100C/QC	220		228				
11			B-727-200	1025		1025				
12			ALL TYPES	1496		1496	1496	1490	99.59	
13		FL---DOMESTIC	B-737-100/200	3730		3730				
14			ALL TYPES	3730		3730	3785	3729	98.52	
15		II---DOMESTIC	C-402/402A	33		33				
16			EMBRAER	101		101				
17			ALL TYPES	134		134	303	134	44.22	
18		NW---DOMESTIC	B-727-100	8		8				
19			B-727-200	473		473				
20			DC-10-40	17		17				
21		ALL TYPES	494		498	497	495	99.59		
22		PS---DOMESTIC	B-727-100	22		22				
23			B-727-200	2005		2005				
24			ALL TYPES	2027		2027	2073	2016	97.25	
25		QG---DOMESTIC	PA-31/34/39	1263		1263				
26			SWEAR-METRO	453		453				
27			ALL TYPES	1716		1716	1823	1702	93.36	
28		RM---DOMESTIC	DC-9-10	3352	1	3353				
29			DC-9-30	9714	5	9719				
30			B-727-200	1710	1	1711				
31			B-727-100	1695	14	1709				
32			INTERCHANGE	62		62				
33			ALL TYPES	16533	21	16554	16426	15399	93.74	
34		TB---DOMESTIC	B-727-100	655		655				
35			B-727-100C/QC	196		196				
36			B-727-200	2628		2628				
37			L-1011	231		231				
38			B-707-100B	2820		2820				
39			B-707-300B	917		917				
40			B-707-300C	90		90				
41			B-747	1		1				
42			B-747SP	1		1				
43			ALL TYPES	7539		7539	7551	7509	99.44	
44			UA---DOMESTIC	B-727-100	3		3			
45		B-727-200		40	3	43				
46		DC-10-10		15	4	19				
47		*DC-8-50F		1		1				
48		DC-8-61		8		8				
49		ALL TYPES	59	15	74	56	55	98.21		
50		WA---DOMESTIC	B-737-100/200	998		998				
51			B-727-200	5985		5985				
52			DC-10-10	1		1				
53			ALL TYPES	6984		6984	7032	6946	98.80	
54		COMMUNITY TOTAL	DOMESTIC	B-727-100	7036	14	7052			
55				B-727-200	23107	11	23116			
56				DC-10-10	1475	4	1479			
57				B-707-100B	4896		4896			
58				B-707-300B	1431		1431			
59	B-707-300C			1016		1016				
60	B-747			3		3				
61	*B-707-300C			3		3				
62	B-727-100C/QC			481		481				
63	DC-8-50			15		15				
64	DC-8-61			734	8	742				
65	L-1011			595		595				
66	C-402/402A			2213		2213				
67	SWEAR-METRO			4277		4277				
68	DHC-6			221		221				
69	CV-340/440			5		5				
70	B-737-100/200			4728		4728				
71	EMBRAER			101		101				
72	DC-10-40			17		17				
73	PA-31/34/39			1263		1263				
74	DC-9-10			3352	1	3353				
75	DC-9-30			9714	5	9719				
76	INTERCHANGE			62		62				
77	B-747SP	1		1						
78	*DC-8-50F	1		1						
79	ALL TYPES	66749	43	66792	67893	64750	95.37			
80	PRESCOTT (PRESCOTT MUN)	DP---DOMESTIC	C-402/402A	962		962				
81			DHC-6	5		5				
82			ALL TYPES	967		967	1376	935	67.95	
83	TUCSON (TUCSON INTL)	AA---DOMESTIC	B-727-100	709		709				
84			B-727-200	1590		1590				
85			DC-10-10	2		2				
86			B-707-100B	678		678				
87			B-707-300B	176	1	177				
88			B-707-300C	355	1	356				
89	ALL TYPES	3470	2	3472	3485	3469	99.54			
90	AL---DOMESTIC	B-727-100	359		359					
91			ALL TYPES	359		359	365	358	98.08	
92	BN---DOMESTIC	B-727-100	63	1	64					
93			B-727-100C/QC	162	1	163				
94			B-727-200	668	1	669				

TABLE 7
AIRCRAFT DEPARTURES SCHEDULED AND AIRCRAFT DEPARTURES PERFORMED,
BY TYPE OF OPERATION, BY AIRCRAFT TYPE, BY COMMUNITY, AND BY CARRIER
12 MONTHS ENDED DECEMBER 31, 1980

Line No.	Area, state or country Community (Airport name)	Carrier and type of operation	Type of aircraft	Total departures performed			Departures scheduled	Scheduled departures completed	
				Scheduled service	Non-scheduled service	All services		Number	Percent of departures scheduled
				4	5	6	7	8	9
1	TUCSON INTL	BA---DOMESTIC	(CGNT-) DC-8-62 ALL TYPES	1 894	1 4	2 894	895	892	99.66
3		CU---DOMESTIC	B-727-100 B-727-200 ALL TYPES	433 1465 1898		433 1465 1898	1908	1894	99.26
6		DP---DOMESTIC	C-402/402A SWEAR-METRO DHC-6 CV-340/440 ALL TYPES	629 803 58 2 1492		629 803 58 2 1492	1755	1289	73.44
10		EA---DOMESTIC	B-727-100 B-727-100C/QC B-727-200 ALL TYPES	321 186 236 743		321 186 236 743	747	741	99.19
14		FL---DOMESTIC	B-737-100/200 ALL TYPES	2360 2360		2360 2360	2392	2359	98.62
18		II---DOMESTIC	C-402/402A ALL TYPES	33 33		33 33	110	33	30.00
22		RC---DOMESTIC	DC-9-30 DC-9-50 B-727-200 ALL TYPES	4 130 504 638		4 130 504 638	641	633	98.75
26		RH---DOMESTIC	DC-9-10 DC-9-30 B-727-200 B-727-100 INTERCHANGE ALL TYPES	1865 3827 504 488 30 6714		1865 3827 504 488 30 6714	6676	6207	92.97
30		TR---DOMESTIC	B-727-100 B-727-100C/QC B-727-200 L-1011 B-707-100B B-707-300C B-707-300B ALL TYPES	203 87 859 2 114 1 2 1268		203 87 859 2 114 1 2 1268	1263	1260	99.76
34		UA---DOMESTIC	B-727-100 B-727-200 DC-8-61 ALL TYPES	14 14 1 28	9 1 1 11	23 15 1 39	28	28	100.00
52	COMMUNITY TOTAL	DOMESTIC	B-727-100 B-727-200 DC-10-10 B-707-100B B-707-300B B-707-300C B-727-100C/QC DC-8-62 C-402/402A SWEAR-METRO DHC-6 CV-340/440 B-737-100/200 DC-9-30 DC-9-50 DC-9-10 INTERCHANGE L-1011 DC-8-61 ALL TYPES	2590 5800 2 792 178 356 435 1 662 803 58 2 2360 3831 130 1865 30 2 19897	10 2 2 1 1 1 1 1 1 1 1 17	2600 5802 2 792 179 357 436 2 662 803 58 2 2360 3831 130 1865 30 2 19914	20265	19163	94.56
74	WINSLOW (WINSLOW MUNI)	DP---DOMESTIC	C-402/402A DHC-6 SWEAR-METRO ALL TYPES	428 65 3 496		428 65 3 496	650	439	67.53
80	YUMA (INTERNATIONAL)	DP---DOMESTIC	C-402/402A SWEAR-METRO DHC-6 CV-340/440 ALL TYPES	514 3838 12 4 4368		514 3838 12 4 4368	4605	4139	89.88
86		II---DOMESTIC	EMBRAER ALL TYPES	95 95		95 95	110	94	85.45
88	COMMUNITY TOTAL	DOMESTIC	C-402/402A SWEAR-METRO DHC-6 CV-340/440 EMBRAER ALL TYPES	514 3838 12 4 95 4463		514 3838 12 4 95 4463	4715	4233	89.77
96	ARKANSAS								
100	FAYETTEVILLE (DRAKE FLD)	FL---DOMESTIC	CV-580 ALL TYPES	3563 3567		3563 3567	3707	3566	96.19
104	FORT SMITH (FORT SMITH MUNI)	FL---DOMESTIC	CV-580 B-737-100/200 ALL TYPES	2983 1030 4013		2983 1030 4013	4077	4005	98.23
108	HARRISON (BOONE COUNTY)	FL---DOMESTIC	CV-580 ALL TYPES	1368 1368		1368 1368	1458	1367	93.75

TABLE 7
 AIRCRAFT DEPARTURES SCHEDULED AND AIRCRAFT DEPARTURES PERFORMED,
 BY TYPE OF OPERATION, BY AIRCRAFT TYPE, BY COMMUNITY, AND BY CARRIER

12 MONTHS ENDED DECEMBER 31, 1980

Line No.	Area, state or country Community (Airport name)	Carrier and type of operation	Type of aircraft	Total departures performed			Departures scheduled	Scheduled departures completed	
				Scheduled service	Nonscheduled service	All services		Number	Percent of departures scheduled
1	2	3	4	5	6	7	8	9	
1	LITTLE ROCK (ADAMS F. BOLD)	AA---DOMESTIC	B-727-100	842		842			
2			B-727-200	1536		1536			
3			B-707-100B	54		54			
4			B-707-300B	2	1	3			
5			B-707-300C	3	2	5			
6		ALL TYPES	2442	3	2445	2446	2441	99.79	
7		BN---DOMESTIC	B-727-200	1		1			
8			ALL TYPES	1		1			
9		DL---DOMESTIC	DC-9-30	2828		2828			
10			B-727-200	3398		3398			
11			DC-8-50	3		3			
12			ALL TYPES	6229		6229	6259	6227	99.48
13		FL---DOMESTIC	CV-580	60		60			
14			B-737-100/200	1390		1390			
15			ALL TYPES	1450		1450	1479	1450	98.63
16		TI---DOMESTIC	DC-9-10	747		747			
17			DC-9-30	222	7	229			
18			ALL TYPES	969	7	976	986	961	97.26
19		IS---DOMESTIC	B-737-100/200	1540		1540			
20			ALL TYPES	1540		1540	1631	1139	65.83
21		COMMUNITY TOTAL	DOMESTIC	B-727-100	842		842		
22				B-727-200	4935		4935		
23				B-707-100B	54		54		
24				B-707-300B	2	1	3		
25				B-707-300C	8	2	10		
26			DC-9-30	3050	7	3057			
27			DC-8-50	3		3			
28			CV-580	60		60			
29			B-737-100/200	2930		2930			
30			DC-9-10	747		747			
31			ALL TYPES	12631	10	12641	12603	12218	95.43
32	CALIFORNIA								
33	RAKERSFIELD (VINYER-KERN COUNTY AIRPORT)	GN---DOMESTIC	DHC-6	1061		1061			
34			ALL TYPES	1061		1061	1308	1052	80.42
35		GG---DOMESTIC	SWEAR-METRO	580		580			
36			DASH-7	941		941			
37			CV-580	76		76			
38	ALL TYPES	1597		1597	1680	1597	95.05		
39	IU---DOMESTIC	PA-31/34/39	46		46				
40		HANDLY PAGE	703		703				
41		PISTON 2-ENG	666		666				
42		ALL TYPES	1415		1415	1497	1411	96.25	
43	PX---DOMESTIC	CV-580	586	110	696				
44		ALL TYPES	586	110	696	635	586	92.28	
45	UA---DOMESTIC	CV-580	65		65				
46		B-737-100/200	8		8				
47	ALL TYPES	73		73	38	30	78.94		
48	WI---DOMESTIC	DH 114	150		150				
49		N-262	995		995				
50		G-21A/PT-6 GO	1202		1202				
51		F-27 SERIES	498		498				
52		ALL TYPES	2845		2845	2972	2845	95.72	
53	AIRPORT TOTAL	DOMESTIC	SWEAR-METRO	580		580			
54			DASH-7	941		941			
55			CV-580	727	110	837			
56			PA-31/34/39	46		46			
57			HANDLY PAGE	703		703			
58			PISTON 2-ENG	666		666			
59			B-737-100/200	8		8			
60			DH 114	150		150			
61			N-262	995		995			
62			G-21A/PT-6 GO	1202		1202			
63			F-27 SERIES	498		498			
64			ALL TYPES	6516	110	6626	6622	6469	94.82
65	COMMUNITY TOTAL BY CARRIER	GG---DOMESTIC	CV-580	76		76			
66			SWEAR-METRO	580		580			
67			DASH-7	941		941			
68			ALL TYPES	1597		1597	1680	1597	95.05
69		GN---DOMESTIC	DHC-6	1061		1061			
70			ALL TYPES	1061		1061	1308	1052	80.42
71		IU---DOMESTIC	PA-31/34/39	46		46			
72			PISTON 2-ENG	666		666			
73			HANDLY PAGE	703		703			
74			ALL TYPES	1415		1415	1497	1411	94.25
75		PX---DOMESTIC	CV-580	586	110	696			
76			ALL TYPES	586	110	696	635	586	92.28
77		UA---DOMESTIC	CV-580	65		65			
78			B-737-100/200	8		8			
79			ALL TYPES	73		73	38	30	78.94
80		WI---DOMESTIC	DH 114	150		150			
81			F-27 SERIES	498		498			
82			G-21A/PT-6 GO	1202		1202			
83			N-262	995		995			
84			ALL TYPES	2845		2845	2972	2845	95.72
85	COMMUNITY TOTAL	DOMESTIC	DHC-6	1061		1061			
86			SWEAR-METRO	580		580			
87			DASH-7	941		941			
88			CV-580	727	110	837			
89			ALL TYPES	184		184			

TABLE 7
AIRCRAFT DEPARTURES SCHEDULED AND AIRCRAFT DEPARTURES PERFORMED,
BY TYPE OF OPERATION, BY AIRCRAFT TYPE, BY COMMUNITY, AND BY CARRIER

12 MONTHS ENDED DECEMBER 31, 1980

Line No.	Area, state or country Community (Airport name)	Carrier and type of operation	Type of aircraft	Total departures performed			Departures scheduled	Scheduled departures completed	
				Scheduled service	Non-scheduled service	All services		Number	Percent of departures scheduled
1	2	3	4	5	6	7	8	9	
1	COMMUNITY TOTAL	DOMESTIC	(GLNT-)						
2			PA-31/34/39	46		46			
3			HANDLY PAGE	703		703			
4			PISTON 2-ENG	666		666			
5			B-737-100/200	8		8			
6			DH 114	150		150			
7			N-262	995		995			
8			C-21A/PT-6 GD	1202		1202			
9			F-27 SERIES	498		498			
10			ALL TYPES	7577	110	7687	8130	7521	92.50
11									
12	BLTYHE	OP---DOMESTIC	SWEAR-METRO	161		161			
13	(BLTYHE)		DHC-6	1		1			
14			C-402/402A	555		555			
15			ALL TYPES	717		717	923	692	74.97
16									
17									
18	EL CENTRO	DP---DOMESTIC	SWEAR-METRO	3052		3052			
19	(IMPERIAL COUNTY)		C-402/402A	3		3			
20			ALL TYPES	3055		3055	3348	3324	90.47
21									
22									
23		II---DOMESTIC	C-402/402A	667		667			
24			EMBRAER	307		307			
25			ALL TYPES	974		974	1187	968	81.55
26									
27	COMMUNITY TOTAL	DOMESTIC	SWEAR-METRO	3052		3052			
28			C-402/402A	670		670			
29			EMBRAER	307		307			
30			ALL TYPES	4029		4029	4535	3997	88.13
31									
32	EUREKA/ARCATA	RN---DOMESTIC	DC-9-30	1039		1039			
33	(ARCATA)		DC-9-10	2		2			
34			ALL TYPES	1041		1041	1017	933	91.74
35									
36									
37									
38	FRESNO	GU---DOMESTIC	SWEAR-METRO	1020		1020			
39	(FRESNO AIR TERMINAL)		DASH-7	952		952			
40			CV-580	160		160			
41			ALL TYPES	2132		2132	2264	2132	94.16
42									
43		ID---DOMESTIC	PA-31/34/39	53		53			
44			HANDLY PAGE	51		51			
45			PISTON 2-ENG	337		337			
46			ALL TYPES	441		441	471	441	93.63
47									
48		CC---DOMESTIC	B-737-100/200	3091	2	3093			
49			ALL TYPES	3091	2	3093	3328	3367	92.15
50									
51		PS---DOMESTIC	B-727-200	708		708			
52			B-727-100	17		17			
53			ALL TYPES	725		725	739	722	97.69
54									
55		RN---DOMESTIC	DC-9-10	622		622			
56			DC-9-30	752	3	755			
57			B-727-100	57		57			
58			ALL TYPES	1431	3	1434	1463	1339	91.52
59									
60		UA---DOMESTIC	B-737-100/200	1270	2	1272			
61			B-727-100	243	3	246			
62			B-727-200	962		962			
63			DC-8-61	4	4	8			
64			ALL TYPES	2479	9	2488	2527	2469	97.70
65									
66		WJ---DOMESTIC	DH 114	363		363			
67			N-262	664		664			
68			ALL TYPES	1027		1027	1150	1027	89.30
69									
70	COMMUNITY TOTAL	DOMESTIC	SWEAR-METRO	1020		1020			
71			DASH-7	952		952			
72			CV-580	160		160			
73			PA-31/34/39	53		53			
74			HANDLY PAGE	51		51			
75			PISTON 2-ENG	337		337			
76			B-737-100/200	4361	4	4365			
77			B-727-200	1670		1670			
78			B-727-100	317	3	320			
79			DC-9-10	622		622			
80			DC-9-30	752	3	755			
81			DC-8-61	4	4	8			
82			DH 114	363		363			
83			N-262	664		664			
84			ALL TYPES	11326	14	11340	11942	11197	93.76
85									
86	FULLERTON	II---DOMESTIC	C-402/402A	5	1	6			
87	(FULLERTON MUNI)		EMBRAER	133		133			
88			ALL TYPES	138	1	139	390	137	35.12
89									
90									
91	INDIO/PALM SPRINGS	AA---DOMESTIC	B-727-100	158		158			
92	(PALM SPRINGS MUNI)		B-727-200	627		627			
93			DC-10-10	38		38			
94			B-707-100B	45		45			
95			B-707-300B	47		47			
96			B-707-300C	112		112			
97			ALL TYPES	1027		1027	1034	1027	99.32
98									
99									
100		AS---DOMESTIC	B-727-100	8		8			
101			B-727-200	3		3			
102			ALL TYPES	11		11	13	10	76.92
103									
104		CC---DOMESTIC	B-737-100/200	729	4	733			
105			ALL TYPES	729	4	733	765	715	93.46
106									
107		RN---DOMESTIC	DC-9-10	335		335			
108			DC-9-30	748		748			
109			ALL TYPES	1083		1083	1043	928	88.97
110									
111		TH---DOMESTIC	B-707-100B	243		243			
112			B-707-300B	2		2			

TABLE 7
 AIRCRAFT DEPARTURES SCHEDULED AND AIRCRAFT DEPARTURES PERFORMED,
 BY TYPE OF OPERATION, BY AIRCRAFT TYPE, BY COMMUNITY, AND BY CARRIER

12 MONTHS ENDED DECEMBER 31, 1980

Line No.	Area, state or country Community (Airport name)	Carrier and type of operation	Type of aircraft	Total departures performed			Departures scheduled	Scheduled departures completed	
				Scheduled service	Non-scheduled service	All services		Number	Percent of departures scheduled
1	2	3	4	5	6	7	8	9	
1	PALM SPRINGS MUNI	TN---DOMESTIC	(COMT-J)						
2			B-727-100C/QC	1		1			
3			B-727-200	117		117			
4			ALL TYPES	363		363	364	363	99.72
5			WA---DOMESTIC	B-737-100/200	113		113		
6				B-727-200	570		570		
7				DC-10-10	1		1		
8				ALL TYPES	684		684	697	682
9			COMMUNITY TOTAL	DC-10-10	1		1		
10				B-727-100	166		166		
11		B-727-200		1317		1317			
12		DC-10-10		39		39			
13		B-707-100B		288		288			
14		B-707-300B		49		49			
15		B-707-300C		112		112			
16		B-737-100/200		842	4	846			
17		DC-9-10		335		335			
18		DC-9-30		748		748			
19		B-727-100C/QC	1		1				
20		ALL TYPES	3897	4	3901	3916	3725	95.12	
21	LAKE TAHOE (LAKE TAHOE)	PX---DOMESTIC	CV-580	2450	17	2467			
22				ALL TYPES	2450	17	2467	2747	2423
23	LOS ANGELES/BURBANK/LNU-BCH (HOLLYWOOD-BURBANK)	CG---DOMESTIC	B-727-100	702		702			
24				B-727-200	948	1	949		
25				ALL TYPES	1650	1	1651	1694	1647
26		PS---DOMESTIC	B-727-100	495		495			
27			B-727-200	6857		6857			
28			ALL TYPES	7352		7352	7566	7331	96.89
29		PX---DOMESTIC	CV-580	1136	300	1436			
30			ALL TYPES	1136	300	1436	1211	1118	92.32
31		RW---DOMESTIC	DC-9-10	1018		1018			
32			DC-9-30	3568		3568			
33			B-727-100	1		1			
34			INTERCHANGE	31		31			
35			ALL TYPES	4618		4618	4697	4347	92.54
36			DC-10-10	1198		1198			
37		B-727-200	7805	1	7806				
38		CV-580	1136	300	1436				
39		DC-9-10	1018		1018				
40		DC-9-30	3568		3568				
41		INTERCHANGE	31		31				
42		ALL TYPES	14756	301	15057	15168	14443	95.22	
43	ILONG BEACH	PS---DOMESTIC	B-727-100	125		125			
44				B-727-200	674	32	706		
45				ALL TYPES	799	32	831	811	794
46		UA---DOMESTIC	DC-10-10	1		1			
47			B-727-100	1	2	2			
48			ALL TYPES	1	2	3			
49		AIRPORT TOTAL	B-727-100	125	2	127			
50			B-727-200	674	34	706			
51			DC-10-10	1		1			
52			ALL TYPES	800	34	834	811	794	97.90
53	ILONG BEACH	AA---DOMESTIC	B-727-100	3269		3269			
54				B-727-200	3817		3817		
55				DC-10-10	3944	1	3945		
56				B-707-100B	2458		2458		
57				B-707-300B	185	4	189		
58				B-707-300C	350	274	624		
59				*B-707-300C	1070		1070		
60				B-747	1453	1	1454		
61				*B-747	511		511		
62				ALL TYPES	17057	280	17337	17054	16904
63		BA---DOMESTIC	B-727-100	40		40			
64			B-727-100C/QC	127		127			
65			B-727-200	1531	9	1540			
66			B-747	5	1	6			
67			DC-8-62	324	3	327			
68		B-747SP	1		1				
69		ALL TYPES	2028	13	2041	2055	2022	98.39	
70		BN---INTERNATIONAL	B-747	50		50			
71			B-747SP	175		175			
72			DC-8-62	349		349			
73			ALL TYPES	574		574	583	573	98.28
74		BR---TOTAL	B-727-100	40		40			
75			B-727-100C/QC	127		127			
76			B-727-200	1531	9	1540			
77			B-747	5	1	6			
78			DC-8-62	673	3	676			
79			B-747SP	176		176			
80		ALL TYPES	2602	13	2615	2638	2595	98.36	
81		CG---DOMESTIC	B-727-100	2122		2122			
82			B-727-200	5242	1	5243			
83			DC-10-10	3398	25	3423			
84			DC-10-30	82		82			
85		ALL TYPES	10864	26	10890	11028	10846	98.34	
86		DL---DOMESTIC	B-727-200	1403	1	1404			
87			L-1011	3509		3509			
88			DC-8-61	3		3			
89			DC-8-50	1	1	1			
90		ALL TYPES	5115	2	5117	5142	5103	99.28	
91		DP---DOMESTIC	SWEAR-NETRO	1991		1991			
92			C-402/402A	199		199			
93			ALL TYPES	1790		1790	1968	1733	88.05

TABLE 7
 AIRCRAFT DEPARTURES SCHEDULED AND AIRCRAFT DEPARTURES PERFORMED,
 BY TYPE OF OPERATION, BY AIRCRAFT TYPE, BY COMMUNITY, AND BY CARRIER

12 MONTHS ENDED DECEMBER 31, 1980

Line No.	Area, state or country Community (Airport name)	Carrier and type of operation	Type of aircraft	Total departures performed			Departures scheduled	Scheduled departures completed	
				Scheduled service	Non-scheduled service	All services		Number	Percent of departures scheduled
1	2	3	4	5	6	7	8	9	
1	LGS ANGELES INTERNATIONAL	(CENT.)							
2		EA---DOMESTIC	A-300B	726		726			
3			L-1011	1322		1322			
4			B-727-200		1	1			
5			ALL TYPES	2048	1	2049	2070	2044	98.74
6		BT---DOMESTIC							
7			*B-747	365	1	366			
8			*B-747F	107		107			
9			*DL-B-61	356		356			
10			*DC-B-63F	855	5	860			
11			*B-747-200	101	5	106			
12			ALL TYPES	1784	11	1795	1732	1599	92.32
13		CG---DOMESTIC							
14			CV-580	503		503			
15			DASH-7	374		374			
16			ALL TYPES	877		877	971	877	90.31
17		GN---DOMESTIC							
18			DHC-6	18221	18	18239			
19			S03-30	7626	1	7627			
20			DASH-7	1331		1331			
21			ALL TYPES	27176	19	27197	26321	26662	94.84
22		II---DOMESTIC							
23			C-402/402A	477	1	478			
24			EMBRAER	2733		2733			
25			ALL TYPES	3210	1	3211	3852	2993	77.69
26		NW---DOMESTIC							
27			B-727-100	4	1	5			
28			B-727-200	122	1	123			
29			DL-10-40	736		736			
30			B-747	753		753			
31			ALL TYPES	1595	2	1597	1625	1593	98.03
32		LC---DOMESTIC							
33			B-737-100/200	1743	54	1797			
34			ALL TYPES	1743	54	1797	1758	1721	97.89
35		PA---DOMESTIC							
36			B-727-100	794		794			
37			B-727-200	2150		2150			
38			DC-10-10	1737		1737			
39			DC-10-30	57		57			
40			B-707-300B	4		4			
41			B-747	1220	1	1221			
42			*B-747	189		189			
43			B-747SP	100		100			
44			L-1011	10		10			
45			L-1011-500 TR	4		4			
46			ALL TYPES	6265	1	6266	6317	6119	96.86
47		PA---INTERNATIONAL							
48			B-747	608		608			
49			*B-747	1		1			
50			B-747SP	302		302			
51			B-707-300B	170	3	173			
52			DC-10-10	6		6			
53			DC-10-30	5		5			
54			L-1011-500 TR	110		110			
55			ALL TYPES	1202	3	1205	1218	1187	97.45
56		PA---TCTAL							
57			B-727-100	794		794			
58			B-727-200	2150		2150			
59			DC-10-10	1743		1743			
60			DC-10-30	62		62			
61			B-707-300B	174	3	177			
62			B-747	1828	1	1829			
63			*B-747	190		190			
64			B-747SP	402		402			
65			L-1011	10		10			
66			L-1011-500 TR	114		114			
67			ALL TYPES	7467	4	7471	7535	7306	96.96
68		PS---DOMESTIC							
69			B-727-100	654		654			
70			B-727-200	16960	36	16996			
71			DC-9-80	17		17			
72			ALL TYPES	17631	36	17667	18111	17555	96.93
73		PX---DOMESTIC							
74			CV-580	1601	117	1718			
75			ALL TYPES	1601	117	1718	1701	1592	93.59
76		RD---DOMESTIC							
77			*DC-B-10	35		35			
78			*DC-B-50F	91		91			
79			*DC-B-63F	56		56			
80			ALL TYPES	182		182	189	167	88.35
81		RB---DOMESTIC							
82			DC-9-10	2592		2592			
83			DC-9-30	2564	117	2681			
84			ALL TYPES	5156	117	5273	5026	4591	91.34
85		SB---DOMESTIC							
86			*B-747	61		61			
87			*B-747F	63		63			
88			*DC-B-50F	231		231			
89			ALL TYPES	355		355	355	355	100.00
90		TI---DOMESTIC							
91			DC-9-10	1044		1044			
92			DC-9-30	618	3	621			
93			ALL TYPES	1662	3	1665	1701	1660	97.58
94		IV---INTERNATIONAL							
95			B-747	19		19			
96			DC-B-10	2		2			
97			ALL TYPES	21		21	21	20	95.23
98		IV---DOMESTIC							
99			B-727-100	575		575			
100			B-727-100C/OC	163		163			
101			B-727-200	2942		2942			
102			L-1011	4444		4444			
103			B-707-100B	2149		2149			
104			B-707-300B	1410		1410			
105			B-707-300C	124		124			
106			B-747SP	225		225			
107			B-747	57		57			
108			ALL TYPES	12089		12089	12167	12060	99.12
109		IV---INTERNATIONAL							
110			B-747	359		359			
111			B-707-300B		1	1			
112			ALL TYPES	359	1	360	363	359	98.89

TABLE 7
 AIRCRAFT DEPARTURES SCHEDULED AND AIRCRAFT DEPARTURES PERFORMED,
 BY TYPE OF OPERATION, BY AIRCRAFT TYPE, BY COMMUNITY, AND BY CARRIER

12 MONTHS ENDED DECEMBER 31, 1980

Line No.	Area, state or country (Community (Airport name))	Carrier and type of operation	Type of aircraft	Total departures performed			Departures scheduled	Scheduled departures completed	
				Scheduled service	Nonscheduled service	All services		Number	Percent of departures scheduled
1	2	3	4	5	6	7	8	9	
1	AIRPORT TOTAL	TOTAL	(CONT.)						
2			B-707-300C	497	274	771			
3			B-707-300C	1070		1070			
4			B-747	7806	5	7811			
5			B-747	1127	1	1128			
6			B-727-100C/QC	290		290			
7			DC-8-62	805	3	808			
8			B-747SP	803		803			
9			DC-10-30	144		144			
10			L-1011	9285		9285			
11			DC-8-61	786	172	958			
12			DC-9-50	19	3	22			
13			SNEAR-METRO	1591		1591			
14			C-402/402A	676	1	677			
15			A-300B	726		726			
16			B-747F	170		170			
17			DC-8-61	356		356			
18			DC-8-63F	911	5	916			
19			B-747-200	101	5	106			
20			CV-580	2168	117	2285			
21			DASH-7	1705		1705			
22			DHC-6	18221	18	18239			
23			SD3-30	7626	1	7627			
24			EMBRAER	2733		2733			
25			DC-10-40	736		736			
26			B-737-100/200	15535	56	15591			
27			L-1011-500 TR	114		114			
28			DC-9-80	17		17			
29			DC-8-10	35		35			
30			DC-8-50F	1572		1572			
31			DC-9-10	3636		3636			
32			DC-9-30	3182	120	3302			
33			DC-8-10	2		2			
34			B-720-000B	5		5			
35			DH-114	337		337			
36			N-262	1800		1800			
37			G-21A/PT-6 GC	938		938			
38			F-27 SERIES	679		679			
39			ALL TYPES	186371	943	187314	190261	186104	96.76
40									
41	(ORANGE COUNTY)	FL---DOMESTIC	B-737-100/200 ALL TYPES	32 32		32 32	33	32	96.96
42									
43		GA---DOMESTIC	DHC-6 SD3-30 DASH-7 ALL TYPES	5699 3844 71 9614	1	5700 3844 71 9615	10419	9540	91.56
44									
45		CC---DOMESTIC	B-737-100/200 ALL TYPES	8723 8723	8	8731 8731	8913	8601	96.49
46									
47		RW---DOMESTIC	DC-9-10 DC-9-30 ALL TYPES	79 4819 4898		79 4819 4898	5069	4605	90.84
48									
49		WA---DOMESTIC	B-737-100/200 ALL TYPES	122 122		122 122	131	122	93.12
50									
51	AIRPORT TOTAL	DOMESTIC	B-737-100/200 DHC-6 SD3-30 DASH-7 DC-9-10 DC-9-30 ALL TYPES	8877 5699 3844 71 79 4819 23389	8 1	8885 5700 3844 71 79 4819 23398	24565	22900	93.22
52									
53	(COMMUNITY TOTAL BY CARRIER)	AA---DOMESTIC	B-727-100 B-727-200 DC-10-10 B-707-100B B-707-300B B-707-300C B-747 B-747 ALL TYPES	3269 3317 3944 2458 185 350 1070 1453 511 17057		3269 3817 3945 2458 189 624 1070 1454 511 17337	17054	16906	99.13
54									
55		BN---DOMESTIC	B-727-100 B-727-100C/QC B-727-200 B-747 B-747SP DL-8-62 ALL TYPES	40 127 1531 5 1 324 2028		40 127 1540 6 1 327 2041	2055	2022	98.39
56									
57		BN---INTERNATIONAL	B-747 B-747SP DC-8-62 ALL TYPES	50 175 349 574		50 175 349 574	583	573	98.28
58									
59		BN---TOTAL	B-727-100 B-727-100C/QC B-727-200 B-747 B-747SP DC-8-62 ALL TYPES	40 127 1531 5 1 324 2602		40 127 1540 6 1 327 2615	2638	2595	98.36
60									
61		CG---DOMESTIC	B-727-100 B-727-200 DC-10-10 DC-10-30 ALL TYPES	2824 6210 3398 82 12914		2824 6212 3423 82 12941	12722	12493	98.19
62									
63		DL---DOMESTIC	B-727-200 L-1011 DC-8-50 DC-8-61 ALL TYPES	1603 3509 3 3 5115	1	1604 3509 3 3 5117	5142	5105	99.28
64									
65		DP---DOMESTIC	C-402/402A SNEAR-METRO	199 1591		199 1591			

TABLE 7
 AIRCRAFT DEPARTURES SCHEDULED AND AIRCRAFT DEPARTURES PERFORMED,
 BY TYPE OF OPERATION, BY AIRCRAFT TYPE, BY COMMUNITY, AND BY CARRIER

12 MONTHS ENDED DECEMBER 31, 1980

Line No.	Area, state or country Community (Airport name)	Carrier and type of operation	Type of aircraft	Total departures performed			Departures scheduled	Scheduled departures completed	
				Scheduled service	Nonscheduled service	All services		Number	Percent of departures scheduled
1	2	3	4	5	6	7	8	9	
1	COMMUNITY TOTAL BY CARRIER	DP---DOMESTIC	(CONT.) ALL TYPES	1790		1790	1969	1733	86.05
4		EA---DOMESTIC	A-300B B-727-200 L-1011 ALL TYPES	726 1322 2048		726 1 1322 2049	2070	2044	98.74
8		FL---DOMESTIC	B-737-100/200 ALL TYPES	32 32		32 32	33	32	96.96
11		FI---DOMESTIC	*B-747 *B-747-200 *B-747F *DC-8-61 *DC-8-63F ALL TYPES	365 101 107 356 855 1784		366 5 107 356 860 1795	1732	1599	92.32
19		GG---DOMESTIC	CV-580 DASH-7 ALL TYPES	503 374 877		503 374 877	971	877	90.31
23		GN---DOMESTIC	DHC-6 S-30-30 JASH-7 ALL TYPES	23920 11470 1402 36792	19 1	23939 11471 1402 36812	38740	36402	93.96
28		II---DOMESTIC	C-402/402A EMBRAER ALL TYPES	477 2733 3210	1	478 2733 3211	3852	2993	77.69
32		Nw---DOMESTIC	B-727-100 B-727-200 DC-10-40 B-747 ALL TYPES	4 122 736 733 1595	1 1	5 123 736 733 1597	1625	1593	98.03
38		OC---DOMESTIC	B-737-100/200 ALL TYPES	10466 10466	62 62	10528 10528	10671	10322	96.72
42		PA---DOMESTIC	B-727-100 B-727-200 DC-10-10 DC-10-30 L-1011 L-1011-500 TR B-707-300B B-747 *B-747 B-747SP ALL TYPES	794 2150 1737 57 10 4 4 1220 189 100 6265	1	794 2150 1737 57 10 4 4 1221 189 100 6266	6317	6119	96.86
53		PA---INTERNATIONAL	DC-10-10 DC-10-30 L-1011-500 TR B-707-300B B-747 *B-747 B-747SP ALL TYPES	6 5 110 170 608 1 302 1202	3	6 5 110 173 608 1 302 1205	1218	1187	97.45
63		PA---TCTAL	B-727-100 B-727-200 DC-10-10 DC-10-30 L-1011 L-1011-500 TR B-707-300B B-747 *B-747 B-747SP ALL TYPES	794 2150 1743 62 10 114 174 1828 190 402 7467	3 1	794 2150 1743 62 10 114 177 1829 190 402 7471	7535	7306	96.96
74		PS---DOMESTIC	DC-9-80 B-727-100 B-727-200 ALL TYPES	17 1274 24491 25782		17 1274 24559 25850	26488	25680	96.94
79		PX---DOMESTIC	CV-580 ALL TYPES	2737 2737	417 417	3154 3154	2912	2710	93.06
82		RD---DOMESTIC	*DC-8-10 *DC-8-50F *DC-8-63F ALL TYPES	35 91 56 182		35 91 56 182	189	167	88.35
87		RB---DOMESTIC	DC-9-10 DC-9-30 B-727-100 INTERCHANGE ALL TYPES	3689 10951 1 31 14672	117	3689 11068 1 31 14789	14792	13543	91.55
93		SB---DOMESTIC	*B-747 *B-747F *DC-8-50F ALL TYPES	61 63 231 355		61 63 231 355	355	355	100.00
98		TI---DOMESTIC	DC-9-10 DC-9-30 ALL TYPES	1044 618 1662	3 3	1044 621 1665	1701	1640	97.58
102		TV---INTERNATIONAL	B-747 DC-8-10 ALL TYPES	19 2 21		19 2 21	21	20	95.23
108		TR---DOMESTIC	B-727-100 B-727-100C/DC B-727-200 L-1011 B-707-100B B-707-300B B-707-300C	575 163 2942 4444 2149 1410 124		575 163 2942 4444 2149 1410 124			

TABLE 7
 AIRCRAFT DEPARTURES SCHEDULED AND AIRCRAFT DEPARTURES PERFORMED,
 BY TYPE OF OPERATION, BY AIRCRAFT TYPE, BY COMMUNITY, AND BY CARRIER

12 MONTHS ENDED DECEMBER 31, 1980

Line No.	Area, state or country Community (Airport name)	Carrier and type of operation	Type of aircraft	Total departures performed			Scheduled departures completed		
				Scheduled service	Nonscheduled service	All services	Number	Percent of departures scheduled	
1	2	3	4	5	6	7	8	9	
1	COMMUNITY TOTAL BY CARRIER	TB---DOMESTIC	(CONT.) B-747 B-747SP ALL TYPES	57 225 12089		57 225 12089	12167	12060	99.12
2		TB---INTERNATIONAL	B-707-300B ALL TYPES	359 359	1	359 360	363	359	98.89
3		TB---TOTAL	B-727-100 B-727-100C/JC B-727-200 L-1011 B-707-100B B-707-300C B-747 B-747SP ALL TYPES	575 163 2942 4444 2149 1410 124 225 12446		575 163 2942 4444 2149 1411 124 225 12449	12530	12419	99.11
4		UA---DOMESTIC	CV-580 B-737-100/200 B-727-100 B-727-200 DC-10-10 B-747 DC-8-53 DC-8-50F DC-8-61 DC-8-62 ALL TYPES	64 5636 8293 10430 4748 3302 19 1250 763 132 34757		64 5638 8432 10443 4753 3304 21 1250 955 132 34992	35279	34598	98.06
5		WA---DOMESTIC	B-737-100/200 B-727-200 DC-10-10 B-707-300C B-720-000B ALL TYPES	8278 12708 2365 15 2 23368		8278 12709 2387 15 2 23391	23511	23137	98.40
6		WA---INTERNATIONAL	B-727-200 DC-10-10 B-707-300C B-720-000B ALL TYPES	1649 1169 8 3 2229		1649 1169 8 3 2229	2207	2198	99.59
7		WA---TOTAL	B-737-100/200 B-727-200 DC-10-10 B-707-300C B-720-000B ALL TYPES	8278 13757 3534 23 5 25597	1	8278 13758 3534 23 5 25620	25718	25335	98.51
8		WI---DOMESTIC	DH 114 F-27 SERIES G-21A/PT-6 G0 N-262 ALL TYPES	337 679 938 1800 3754		337 679 938 1800 3754	4067	3754	92.30
9	COMMUNITY TOTAL	DOMESTIC	B-727-100 B-727-200 CV-580 DC-9-10 DC-9-30 INTERCHANGE DC-10-10 B-707-100B B-707-300B B-707-300C B-707-300C B-747 B-747 B-727-100C/JC DC-8-62 B-747SP DC-10-30 L-1011 DC-8-61 DC-8-50 SWEAR-METRO C-402/402A A-300B B-747F DC-8-61 DC-8-63F B-747-200 DASH-7 DHC-6 S03-30 EMBRAER DC-10-40 B-737-100/200 L-1011-500 TR DC-9-80 DC-8-10 DC-8-50F B-720-000B DH 114 N-262 G-21A/PT-6 G0 F-27 SERIES ALL TYPES	17174 66004 3304 4733 11569 31 16192 4607 1599 489 1670 6770 1126 290 456 326 139 9285 786 19 1591 676 726 170 356 911 101 1776 23920 11470 2733 736 24412 4 17 35 1572 2 337 1800 938 679 220931	40	17214 66100 3721 4733 11689 31 16245 4607 1603 763 1070 6775 1127 290 459 326 139 9285 958 22 1591 677 726 170 356 916 106 1776 23939 11471 2733 736 24476 4 17 35 1572 2 337 1800 938 679 222214	226413	217904	96.24
10		INTERNATIONAL	B-747 B-747SP DC-8-62 B-747 B-707-300B DC-10-10 DC-10-30 L-1011-500 TR DC-8-10 DC-8-10 B-727-200	1036 477 349 1 170 1175 5 140 7 1049		1036 477 349 1 174 1175 5 110 2 1049			

TABLE 7
 AIRCRAFT DEPARTURES SCHEDULED AND AIRCRAFT DEPARTURES PERFORMED,
 BY TYPE OF OPERATION, BY AIRCRAFT TYPE, BY COMMUNITY, AND BY CARRIER

12 MONTHS ENDED DECEMBER 31, 1980

Line No.	Area, state or country Community (Airport name)	Carrier and type of operation	Type of aircraft	Total departures performed			Departures scheduled	Scheduled departures completed	
				Scheduled service	Non-scheduled service	All services		Number	Percent of departures scheduled
1	2	3	4	5	6	7	8	9	
	COMMUNITY TOTAL	INTERNATIONAL	(CONT.)						
			B-707-300C	8		8			
			B-720-000B	3		3			
			ALL TYPES	4385	4	4389	4392	4337	98.74
		TOTAL	B-727-100	1717	40	17214			
			B-727-200	67053	96	67149			
			CV-580	3304	417	3721			
			DC-9-10	4733		4733			
			UC-9-30	11569	120	11689			
			INTERCHANGE	31		31			
			DC-10-10	17367	53	17420			
			B-707-100B	4607		4607			
			B-707-300B	1769	8	1777			
			B-707-300C	497	274	771			
			*B-707-300C	1070		1070			
			B-747	7806	5	7811			
			*B-747	1127	1	1128			
			B-727-100C/GC	290		290			
			DC-8-62	805		805			
			B-747SP	803	3	808			
			DC-10-30	144		144			
			L-1011	9285		9285			
			DC-8-61	786	172	958			
			DC-8-50	19	3	22			
			SWEAR-METRO	1591		1591			
			C-402/402A	676	1	677			
			A-300B	726		726			
			*B-747F	170		170			
			*DC-8-61	356		356			
			*UC-8-63F	911	5	916			
			*B-747-200	101	5	106			
			DASH-7	1776		1776			
			DHC-6	23920	19	23939			
			SD3-30	11470	1	11471			
			EMBRAER	2733		2733			
			UC-10-40	736		736			
			B-737-100/200	24412	64	24476			
			L-1011-500 TR	114		114			
			DC-9-80	17		17			
			*DL-8-10	35		35			
			*DC-8-50F	1572		1572			
			DC-8-10	2		2			
			B-720-000B	5		5			
			DH 114	337		337			
			N-262	1800		1800			
			G-21A/PT-6 GC	938		938			
			F-27 SKOL5	679		679			
			ALL TYPES	225316	1287	226603	230805	222241	96.28
	MERCEDEZ (MERCED MUNI)	GG---DOMESTIC	SWEAR-METRO	691		691			
			CV-580	116		116			
			ALL TYPES	807		807	880	807	91.70
	MODESTO (MODESTO CITY-COUNTY)	GG---DOMESTIC	CV-580	837		837			
			SWEAR-METRO	431		431			
			DASH-7	26		26			
			ALL TYPES	1294		1294	1348	1294	95.99
		UA---DOMESTIC	B-737-100/200	109		109			
			ALL TYPES	109		109	129	101	78.29
	COMMUNITY TOTAL	DOMESTIC	CV-580	837		837			
			SWEAR-METRO	431		431			
			DASH-7	26		26			
			B-737-100/200	109		109			
			ALL TYPES	1403		1403	1477	1395	94.44
	MOJAVE (MOJAVE)	GW---DOMESTIC	ALL TYPES						
	MUNDO (FERNANDUS AFB)	GW---DOMESTIC	DHC-6	267		267			
			ALL TYPES	267		267	389	267	68.63
	ONTARIO/SAN BERNARDI/RIVERSIDE (ONTARIO INTERNATIONAL)	AA---DOMESTIC	B-727-100	346		346			
			B-727-200	1132		1132			
			B-707-100B	7		7			
			*B-707-300C	10		10			
			B-707-300C	3	2	5			
			B-707-300B	1		1			
			ALL TYPES	1499	2	1501	1516	1499	98.87
		CC---DOMESTIC	B-727-100	888		888			
			B-727-200	1728	2	1730			
			ALL TYPES	2616	2	2618	2673	2604	97.41
		GB---DOMESTIC	DHC-6	6474		6474			
			SD3-30	477		477			
			ALL TYPES	6951		6951	7397	6876	92.95
		II---DOMESTIC	C-402/402A	3		3			
			EMBRAER	1086		1086			
			ALL TYPES	1089		1089	831	831	100.00
		CC---DOMESTIC	B-737-100/200	5441	6	5447			
			ALL TYPES	5441	6	5447	5581	5366	96.14
		PS---DOMESTIC	B-727-100	268		268			
			B-727-200	1463	1	1464			
			ALL TYPES	1731	1	1732	1765	1718	97.33
		RM---DOMESTIC	DC-9-10	723	1	724			
			DC-9-30	1367	5	1372			
			B-727-100	6		6			
			ALL TYPES	2090	12	2102	2139	1852	86.58
		TN---DOMESTIC	B-707-100B	17		17			
			B-707-300B	82		82			

TABLE 7
 AIRCRAFT DEPARTURES SCHEDULED AND AIRCRAFT DEPARTURES PERFORMED,
 BY TYPE OF OPERATION, BY AIRCRAFT TYPE, BY COMMUNITY, AND BY CARRIER

12 MONTHS ENDED DECEMBER 31, 1980

No.	Area, state or country Community (Airport name)	Carrier and type of operation	Type of aircraft	Total departures performed			Schedule of departures completed	
				Scheduled service	Nonscheduled service	All services	Departures scheduled	Number
1	2	3	4	5	6	7	8	9
1	MIAMI INTERNATIONAL	IM---DOMESTIC	(CONT.)					
2			B-707-300C	17		17		
3			B-727-100	118		118		
4			B-727-100C/WC	31		31		
5			B-727-200	11		11		
6			ALL TYPES	276		276	273	99.26
7		UA---DOMESTIC	B-727-100	668	7	675		
8			B-727-200	672	7	679		
9			DC-8-62	6		6		
10			*DC-8-50F	9		9		
11			DL-8-61		26	26		
12			B-737-100/200	1		1		
13			ALL TYPES	1356	40	1396	1338	99.32
14		WA---DOMESTIC	B-737-100/200	448		448		
15			B-727-200	46		46		
16			ALL TYPES	494		494	482	98.75
17	AIRPORT TOTAL	DOMESTIC	B-727-100	2208	13	2301		
18			B-727-200	5052	10	5062		
19			B-707-100B	24		24		
20			*B-707-300C	10		10		
21			B-707-300C	20	2	22		
22			B-707-300B	83		83		
23			DHC-6	6474		6474		
24			SD3-30	477		477		
25			C-402/402A	3		3		
26			EMBRAER	1086		1086		
27			B-737-100/200	5890	6	5896		
28			DC-9-10	723	1	724		
29			DC-9-30	1367	5	1372		
30			B-727-100C/WC	31		31		
31			DC-8-62	6		6		
32			*DC-8-50F	9		9		
33			DC-8-61		26	26		
34			ALL TYPES	23543	63	23606	23995	95.11
35	CRIVERSIDE MUNI	II---DOMESTIC	C-402/402A	25		25		
36			ALL TYPES	25		25	44	56.81
37	COMMUNITY TOTAL BY CARRIER	AA---DOMESTIC	B-727-100	346		346		
38			B-727-200	1132		1132		
39			B-707-100B	7		7		
40			B-707-300B	1		1		
41			B-707-300C	3	2	5		
42			*B-707-300C	10		10		
43			ALL TYPES	1499	2	1501	1516	98.87
44		CL---DOMESTIC	B-727-100	808		808		
45			B-727-200	1720	2	1730		
46			ALL TYPES	2616	2	2618	2673	97.41
47		GM---DOMESTIC	DHC-6	6474		6474		
48			SD3-30	477		477		
49			ALL TYPES	6951		6951	7357	92.95
50		II---DOMESTIC	C-402/402A	28		28		
51			EMBRAER	1086		1086		
52			ALL TYPES	1114		1114	875	850
53		CC---DOMESTIC	B-737-100/200	5441	6	5447		
54			ALL TYPES	5441	6	5447	5581	96.14
55		PS---DOMESTIC	B-727-100	268		268		
56			B-727-200	1463	1	1464		
57			ALL TYPES	1731	1	1732	1765	97.33
58		MB---DOMESTIC	DC-9-10	723	1	724		
59			DC-9-30	1367	5	1372		
60			B-727-100	2090	2	2102	2139	86.58
61		TB---DOMESTIC	B-727-100	118		118		
62			B-727-100C/WC	31		31		
63			B-727-200	11		11		
64			B-707-100B	17		17		
65			B-707-300B	82		82		
66			B-707-300C	17		17		
67			ALL TYPES	276		276	273	99.26
68		UA---DOMESTIC	B-737-100/200	1		1		
69			B-727-100	668	7	675		
70			B-727-200	672	7	679		
71			*DC-8-50F	9		9		
72			DC-8-61		26	26		
73			DC-8-62	6		6		
74			ALL TYPES	1356	40	1396	1338	99.32
75		WA---DOMESTIC	B-737-100/200	448		448		
76			B-727-200	46		46		
77			ALL TYPES	494		494	482	98.75
78	COMMUNITY TOTAL	DOMESTIC	B-727-100	2288	13	2301		
79			B-727-200	5052	10	5062		
80			B-707-100B	24		24		
81			*B-707-300C	10		10		
82			B-707-300C	20	2	22		
83			B-707-300B	83		83		
84			DHC-6	6474		6474		
85			SD3-30	477		477		
86			C-402/402A	28		28		
87			EMBRAER	1086		1086		
88			B-737-100/200	5890	6	5896		
89			DC-9-10	723	1	724		
90			DC-9-30	1367	5	1372		
91			B-727-100C/WC	31		31		
92			DC-8-62	6		6		
93			*DC-8-50F	9		9		
94			DC-8-61		26	26		
95			ALL TYPES	23568	63	23631	24039	95.06

TABLE 7
 AIRCRAFT DEPARTURES SCHEDULED AND AIRCRAFT DEPARTURES PERFORMED,
 BY TYPE OF OPERATION, BY AIRCRAFT TYPE, BY COMMUNITY, AND BY CARRIER

12 MONTHS ENDED DECEMBER 31, 1980

Line No.	Ara. state or country Community (Airport name)	Carrier and type of operation	Type of aircraft	Total departures performed			Departures scheduled	Scheduled departures completed	
				Scheduled service	Nonscheduled service	All services		Number	Percent of departures scheduled
1	2	3	4	5	6	7	8	9	
1	OXNARD/VENTURA (VENTURA COUNTY)	GN---DOMESTIC	DHL-6	4574	1	4575	5097	4745	93.09
2			SD3-30	194		194			
3			ALL TYPES	4768	1	4769			
4		IU---DOMESTIC	PA-31/34/39	922		922			
5			PISTON 2-ENG ALL TYPES	2		2			
6	COMMUNITY TOTAL	DOMESTIC	DHC-6	4574	1	4575	1096	924	84.15
7			SD3-30	194		194			
8			PA-31/34/39	922		922			
9			PISTON 2-ENG	2		2			
10			ALL TYPES	5692	1	5693	6195	5667	91.50
11	PALMDALE/LANCASTER (PALMDALE AIR FORCE PLANT NR. 42)	GN---DOMESTIC	DHC-6	1988	1	1989	2278	1905	67.13
12			ALL TYPES	1988	1	1989			
13	PALOMAR (PALOMAR)	GN---DOMESTIC	DHC-6	190		190	336	190	56.54
14			ALL TYPES	190		190			
15		II---DOMESTIC	C-402/402A	162	1	163			
16			EMBRAER	348		348			
17	COMMUNITY TOTAL	DOMESTIC	DHC-6	190	1	190	932	502	53.86
18			C-402/402A	162	1	163			
19			EMBRAER	348		348			
20			ALL TYPES	700	1	701	1268	692	54.57
21	RED BLUFF/REDDING (REDDING MUNI)	FL---DOMESTIC	B-737-100/200	357		357	367	357	97.27
22			ALL TYPES	357		357			
23	COMMUNITY TOTAL	DOMESTIC	DC-9-10	2	1	3	1755	1535	87.26
24			DC-9-30	1738	3	1741			
25			B-727-100	1	1	2			
26			ALL TYPES	1740	5	1745			
27			B-737-100/200	357		357			
28			DC-9-10	2	1	3	2126	1692	88.99
29			DC-9-30	1738	3	1741			
30			B-727-100	1	1	2			
31			ALL TYPES	2097	5	2102			
32			B-737-100/200	324		324			
33	SACRAMENTO (SACRAMENTO METROPOLITAN)	AA---DOMESTIC	B-727-200	74		74	401	399	99.50
34			DC-10-10	1		1			
35			ALL TYPES	399		399			
36	COMMUNITY TOTAL	DOMESTIC	B-727-200	3		3	6	5	100.00
37			DC-8-50	3		3			
38			ALL TYPES	6		6			
39	FL---DOMESTIC	B-737-100/200	ALL TYPES	1720		1720	1770	1720	97.17
40			ALL TYPES	1720		1720			
41	GG---DOMESTIC	CV-580	SWEAR-METRO	191		191	2021	1855	91.78
42			DASH-7	1185		1185			
43			ALL TYPES	479		479			
44			ALL TYPES	1855		1855			
45	ID---DOMESTIC	PA-31/34/39	HANDLY PAGE	303		303	1326	1281	96.60
46			PISTON 2-ENG	477		477			
47			ALL TYPES	597		597			
48			ALL TYPES	1377		1377			
49	DC---DOMESTIC	B-737-100/200	ALL TYPES	2128	2	2130	2192	2088	95.25
50			ALL TYPES	2128	2	2130			
51	PS---DOMESTIC	B-727-200	B-727-100	3652	1	3653	3775	3654	96.79
52			B-727-100	19		19			
53			ALL TYPES	3671	1	3672			
54	Rb---DOMESTIC	DC-9-10	DC-9-30	635		635	1667	1502	90.10
55			B-727-100	938	2	940			
56			ALL TYPES	56		56			
57			ALL TYPES	1629	2	1631			
58	UA---DOMESTIC	B-737-100/200	B-727-100	245		245	3774	3699	98.01
59			B-727-200	894	4	898			
60			DC-8-50	1394		1394			
61			DC-8-50	32		32			
62			DC-8-61	986	13	999			
63			DC-8-62	176		176			
64	ALL TYPES	3727	17	3744					
65	WA---DOMESTIC	B-737-100/200	B-727-200	1358		1358	1883	1826	96.97
66			B-727-200	613		613			
67			ALL TYPES	1971		1971			
68	BI---DOMESTIC	DH 114	N-262	179		179	590	531	90.00
69			ALL TYPES	352		352			
70			ALL TYPES	531		531			
71	COMMUNITY TOTAL	DOMESTIC	B-727-100	1293	4	1297	5737	5737	100.00
72			B-727-200	5736	1	5737			
73			DC-10-10	1		1			
74			DC-8-50	35		35			
75			B-737-100/200	5651	2	5653			
76			CV-580	191		191			
77			SWEAR-METRO	1185		1185			
78			DASH-7	479		479			
79			PA-31/34/39	303		303			
80			HANDLY PAGE	477		477			
81			PISTON 2-ENG	597		597			
82			DC-9-10	2		2			
83			DC-9-30	1738		1738			
84			B-727-100	1		1			
85			ALL TYPES	999		999			

TABLE 7
 AIRCRAFT DEPARTURES SCHEDULED AND AIRCRAFT DEPARTURES PERFORMED,
 BY TYPE OF OPERATION, BY AIRCRAFT TYPE, BY COMMUNITY, AND BY CARRIER

12 MONTHS ENDED DECEMBER 31, 1980

Line No.	Area, state or country Community (Airport name)	Carrier and type of operation	Type of aircraft	Total departures performed			Departures scheduled	Scheduled departures completed	
				Scheduled service	Non-scheduled service	All services		Number	Percent of departures scheduled
1	2	3	4	5	6	7	8	9	
1	COMMUNITY TOTAL	DOMESTIC	(COUNT)						
2			DC-8-62	176		176			
3			DH-114	179		179			
4			N-262	352		352			
5			ALL TYPES	19014	22	19036	19405	18561	95.65
6									
7	SALINAS/MONTEREY (PENINSULA)	GG---DOMESTIC	CV-580	648		648			
8			SWEAR-METRO	867		867			
9			DASH-7	557		557			
10			ALL TYPES	2072		2072	2260	2072	91.68
11									
12		ID---DOMESTIC	PA-31/34/39	147		147			
13			HANDLY PAGE	805		805			
14			PISTON 2-ENG	848		848			
15			ALL TYPES	1800		1800	1854	1772	95.57
16									
17		CC---DOMESTIC	B-737-100/200	2022		2022			
18			ALL TYPES	2022		2022	2129	2012	94.50
19									
20		UA---DOMESTIC	B-737-100/200	822		822			
21			B-727-100	942		942			
22			B-727-200	33		33			
23			DC-8-61		3	3			
24			ALL TYPES	1797	3	1800	1813	1791	98.78
25									
26	COMMUNITY TOTAL	DOMESTIC	CV-580	648		648			
27			SWEAR-METRO	867		867			
28			DASH-7	557		557			
29			PA-31/34/39	147		147			
30			HANDLY PAGE	805		805			
31			PISTON 2-ENG	848		848			
32			B-737-100/200	2844		2844			
33			B-727-100	942		942			
34			B-727-200	33		33			
35			DC-8-61		3	3			
36			ALL TYPES	7691	3	7694	8056	7647	94.92
37									
38	SAN DIEGO (SAN DIEGO INTL-LINDBERGH FLD)	AA---DOMESTIC	B-727-100	424		424			
39			B-727-200	1992		1992			
40			DC-10-10	846		846			
41			B-707-100B	1240	1	1241			
42			B-707-300B	297	1	298			
43			B-707-300C	520		520			
44			ALL TYPES	5319	2	5321	5322	5298	99.54
45									
46		CC---DOMESTIC	B-727-100	514		514			
47			B-727-200	842		842			
48			ALL TYPES	1356		1356	1379	1355	98.25
49									
50		DL---DOMESTIC	B-727-200	230	1	231			
51			L-1011	474		474			
52			DC-8-61	372		372			
53			DC-8-50	10		10			
54			ALL TYPES	1086	1	1087	1094	1081	98.81
55									
56		GA---DOMESTIC	DHC-6	2213	3	2216			
57			SD3-30	970		970			
58			DASH-7	736	1	737			
59			ALL TYPES	3919	4	3923	3977	3778	94.99
60									
61		II---DOMESTIC	C-402/402A	702		702			
62			EMBRAER	2278		2278			
63			ALL TYPES	2980		2980	3123	2745	87.89
64									
65		PA---DOMESTIC	B-727-100	96		96			
66			B-727-200	905		905			
67			DC-10-10	86		86			
68			DC-10-30	2		2			
69			ALL TYPES	1089		1089	1093	1079	98.71
70									
71		PS---DOMESTIC	B-727-100	458	1	459			
72			B-727-200	7231	33	7264			
73			DL-9-80	19		19			
74			ALL TYPES	7708	34	7742	7926	7658	96.61
75									
76		RC---DOMESTIC	DC-9-30	154		154			
77			DC-9-50	63		63			
78			B-727-200	62		62			
79			ALL TYPES	279		279	280	275	98.21
80									
81		RH---DOMESTIC	DC-9-10	633		633			
82			DC-9-30	95		95			
83			B-727-100		1	1			
84			ALL TYPES	728	1	729	725	688	94.89
85									
86		TN---DOMESTIC	B-727-200	400	1	401			
87			B-727-100	2		2			
88			B-727-100C/DC	2		2			
89			B-707-100B	1		1			
90			ALL TYPES	405	1	406	411	405	98.54
91									
92		UA---DOMESTIC	B-727-100	2390	8	2398			
93			B-727-200	2544	3	2547			
94			DC-10-10	1000		1000			
95			DC-8-61	4		4			
96			DC-8-62	58		58			
97			B-737-100/200	373	1	374			
98			ALL TYPES	6369	20	6389	6485	6364	98.13
99									
100		WA---DOMESTIC	B-737-100/200	1193		1193			
101			B-727-200	4804	1	4805			
102			DC-10-10	392		392			
103			B-707-300C	5		5			
104			ALL TYPES	6394	1	6395	6300	6180	98.09
105									
106		WA---INTERNATIONAL	B-727-200	347		347			
107			B-707-300C	7		7			
108			DC-10-10	14		14			
109			ALL TYPES	368		368	366	363	98.18

TABLE 7
 AIRCRAFT DEPARTURES SCHEDULED AND AIRCRAFT DEPARTURES PERFORMED,
 BY TYPE OF OPERATION, BY AIRCRAFT TYPE, BY COMMUNITY, AND BY CARRIER

12 MONTHS ENDED DECEMBER 31, 1980

Line No.	Area, state or country Community (Airport name)	Carrier and type of operation	Type of aircraft	Total departures performed			Departures scheduled	Scheduled departures completed		
				Scheduled service	Nonscheduled service	All services		Number	Percent of departures scheduled	
1	2	3	4	5	6	7	8	9		
1	SAN DIEGO INTL-LINDBERGH FLD	(CONT.) WA---TOTAL	B-737-100/200	1193		1193				
2			B-727-200	5146	1	5147				
3			DC-10-10	406		406				
4			B-707-300C	12		12				
5			ALL TYPES	6757	1	6758	6666	6543	98.15	
6		COMMUNITY TOTAL	DOMESTIC	B-727-100	3884	10	3894			
7				B-727-200	19010	39	19049			
8				DC-10-10	2324		2324			
9				B-707-100B	1241	1	1242			
10				B-707-300B	297	1	298			
11	B-707-300C		525		525					
12	L-1011		474		474					
13	DC-8-61		376	8	384					
14	DC-8-50		10		10					
15	DHC-6		2213	3	2216					
16	S03-30	970		970						
17	DASH-7	736	1	737						
18	C-402/402A	702		702						
19	EMBRAER	2276		2276						
20	DC-10-30	2		2						
21	DC-9-80	19		19						
22	DC-9-30	249		249						
23	DC-9-50	63		63						
24	DC-9-10	633		633						
25	B-727-100C/4C	2		2						
26	DC-8-62	58		58						
27	B-737-100/200	1566	1	1567						
28	ALL TYPES	37632	64	37696	36115	36906	96.62			
29	INTERNATIONAL	B-727-200	342		342					
30		B-707-300C	7		7					
31		DC-10-10	14		14					
32		ALL TYPES	363		363	366	363	99.18		
33		TOTAL	B-727-100	3884	10	3894				
34	B-727-200	19352	39	19391						
35	DC-10-10	2338		2338						
36	B-707-100B	1241	1	1242						
37	B-707-300B	297	1	298						
38	B-707-300C	532		532						
39	L-1011	474		474						
40	DC-8-61	376	8	384						
41	DC-8-50	10		10						
42	DHC-6	2213	3	2216						
43	S03-30	970		970						
44	DASH-7	736	1	737						
45	C-402/402A	702		702						
46	EMBRAER	2276		2276						
47	DC-10-30	2		2						
48	DC-9-80	19		19						
49	DC-9-30	249		249						
50	DC-9-50	63		63						
51	DC-9-10	633		633						
52	B-727-100C/4C	2		2						
53	DC-8-62	58		58						
54	B-737-100/200	1566	1	1567						
55	ALL TYPES	37995	64	38059	38431	37269	96.85			
56	SAN FRANCISCO/OAKLAND (OAKLAND METROPOLITAN INTL)	AA---DOMESTIC	B-727-100	22		22				
57			B-727-200	17		17				
58			B-707-100B	2		2				
59			DC-10-10	1		1				
60			B-707-300B	1		1				
61		ALL TYPES	43		43	43	41	95.34		
62		IL---DOMESTIC	PA-31/34/39	277		277				
63			HANDLY PAGE	232		232				
64			PISTON 2-ENG	227		227				
65			ALL TYPES	736		736	683	668	97.80	
66	NB---DOMESTIC	B-727-200	1		1					
67		ALL TYPES	1		1	1	1	100.00		
68	CC---DOMESTIC	B-737-100/200	3581	4	3585					
69		ALL TYPES	3581	4	3585	3699	3523	95.24		
70	PS---DOMESTIC	B-727-100	477		477					
71		B-727-200	4438	2	4440					
72		DC-9-80	9		9					
73		ALL TYPES	4924	2	4926	5070	4901	96.66		
74	RB---DOMESTIC	DC-9-10	684		684					
75		DC-9-30	655		655					
76		B-727-200	847		847					
77		B-727-100	791	1	792					
78		ALL TYPES	2977	1	2978	2887	2682	92.89		
79	SB---DOMESTIC	*B-747	1		1					
80		*DC-8-63F	1		1					
81		ALL TYPES	2		2	2	2	100.00		
82	TB---DOMESTIC	L-1011	1		1					
83		ALL TYPES	1		1					
84	UA---DOMESTIC	B-737-100/200	755		755					
85		B-727-100	946	5	951					
86		B-727-200	709	1	710					
87		DC-10-10	121		121					
88		DC-8-62	115		115					
89		DC-8-61	130	27	157					
90		ALL TYPES	2776	33	2809	2813	2754	97.90		
91	WA---DOMESTIC	B-737-100/200	330		330					
92		B-727-200	61	1	62					
93		ALL TYPES	391	1	392	397	387	97.46		
94	AIRPORT TOTAL	DOMESTIC	B-727-100	2296	6	2302				
95			B-727-200	6675	6	6681				
96			B-707-100B	7		7				

TABLE 7
 AIRCRAFT DEPARTURES SCHEDULED AND AIRCRAFT DEPARTURES PERFORMED,
 BY TYPE OF OPERATION, BY AIRCRAFT TYPE, BY COMMUNITY, AND BY CARRIER

12 MONTHS ENDED DECEMBER 31, 1980

Line No.	Area, state or country Community (Airport name)	Carrier and type of operation	Type of aircraft	Total departures performed			Departures scheduled	Scheduled departures completed	
				Scheduled service	Non-scheduled service	All services		Number	Percent of departures scheduled
	1	2	3	4	5	6	7	8	9
1	AIRPORT TOTAL	DOMESTIC	(CONT.)						
2			DC-10-10	122		122			
3			B-707-300B	1		1			
4			PA-31/34/39	277		277			
5			HANDLY PAGE	232		232			
6			PISTON 2-ENG	227		227			
7			B-737-100/200	4606	4	4610			
8			DC-9-40	9		9			
9			DC-9-10	684		684			
10			DC-9-30	655		655			
11			*B-747	1		1			
12			*DC-8-63F	1		1			
13			L-1011	1		1			
14			DL-8-62	115		115			
15			DC-8-61	130	27	157			
16			ALL TYPES	15432	41	15473	15595	14959	95.92
17									
18	(SAN FRANCISCO INTL)	AA---DOMESTIC	B-727-100	2152		2152			
19			B-727-200	2169		2169			
20			DC-10-10	2417		2417			
21			B-707-100B	1504		1504			
22			B-707-300B	102		102			
23			B-707-300C	232	1	233			
24			*B-707-300C	527		527			
25			B-747	188		188			
26			*B-747	270		270			
27			ALL TYPES	9561	1	9562	9629	9508	98.74
28									
29		AS---DOMESTIC	B-727-100	470	1	471			
30			B-727-200	297	1	298			
31			ALL TYPES	767	2	769	791	753	95.19
32									
33		BN---DOMESTIC	DC-8-62	328	2	330			
34			B-727-200	3	3	6			
35			ALL TYPES	328	5	333	350	328	93.71
36									
37		CC---DOMESTIC	B-727-100	352		352			
38			B-727-200	2174		2174			
39			ALL TYPES	2526		2526	2543	2522	99.17
40									
41		DL---DOMESTIC	B-727-200	1212	1	1213			
42			L-1011	1612		1612			
43			DC-8-50	4		4			
44			DC-8-61	115		115			
45			ALL TYPES	2943	1	2944	2952	2941	99.62
46									
47		EA---DOMESTIC	A-300B	776		776			
48			L-1011	914		914			
49			ALL TYPES	1690		1690	1702	1684	98.94
50									
51		FT---DOMESTIC	*B-747	531	1	532			
52			*B-747F	167		167			
53			*DL-8-61	225		225			
54			*DC-8-63F	344	1	345			
55			*B-747-200	131	2	133			
56			ALL TYPES	1398	4	1402	1368	1255	91.73
57									
58		FT---INTERNATIONAL	*B-747-200	24		24			
59			*B-747F	30		30			
60			*DC-8-63F	13	13	26			
61			ALL TYPES	54	13	67	70	53	75.71
62									
63		FT---TOTAL	*B-747	531	1	532			
64			*B-747F	197		197			
65			*DC-8-61	225		225			
66			*DC-8-63F	344	14	358			
67			*B-747-200	155	2	157			
68			ALL TYPES	1452	17	1469	1438	1308	90.95
69									
70		GG---DOMESTIC	CV-580	1223		1223			
71			SWEAR-METRO	1323		1323			
72			DASH-7	2017		2017			
73			ALL TYPES	4563		4563	4800	4563	95.06
74									
75		ID---DOMESTIC	PA-31/34/39	123		123			
76			HANDLY PAGE	446		446			
77			PISTON 2-ENG	462		462			
78			ALL TYPES	1031		1031	1034	998	96.51
79									
80		NW---DOMESTIC	B-727-100	147		147			
81			B-727-200	1355		1355			
82			DC-10-40	193		193			
83			B-747	361		361			
84			ALL TYPES	2056		2056	2078	2053	98.79
85									
86		OC---DOMESTIC	B-737-100/200	5584	16	5600			
87			ALL TYPES	5584	16	5600	5723	5214	91.10
88									
89		PA---DOMESTIC	B-727-100	838		838			
90			B-727-200	1130		1130			
91			DC-10-10	1133		1133			
92			DC-10-30	45		45			
93			B-707-300B	8		8			
94			B-747	610		610			
95			*B-747	1		1			
96			B-747SP	347		347			
97			ALL TYPES	4112		4112	4090	4012	98.09
98									
99		PA---INTERNATIONAL	B-747	371		371			
100			B-747SP	606		606			
101			ALL TYPES	977		977	971	958	98.66
102									
103									
104		PA---TOTAL	B-727-100	838		838			
105			B-727-200	1130		1130			
106			DC-10-10	1133		1133			
107			DC-10-30	45		45			
108			B-707-300B	8		8			
109			B-747	981		981			
110			*B-747	1		1			
111			B-747SP	953		953			
112			ALL TYPES	5889		5889	5861	4970	98.70

TABLE 7
 AIRCRAFT DEPARTURES SCHEDULED AND AIRCRAFT DEPARTURES PERFORMED,
 BY TYPE OF OPERATION, BY AIRCRAFT TYPE, BY COMMUNITY, AND BY CARRIER
 12 MONTHS ENDED DECEMBER 31, 1980

Line No.	Area, state or country Community (Airport name)	Carrier and type of operation	Type of aircraft	Total departures performed			Departures scheduled	Scheduled departures completed	
				Scheduled service	Nonscheduled service	All services		Number	Percent of departures scheduled
1	SAN FRANCISCO INTL	(CENT.)							
2		PS---DOMESTIC	B-727-100	790	1	791			
3			B-727-200	10976	13	10989			
4			DC-9-80	21		21			
5			ALL TYPES	11787	14	11801	12242	11747	95.95
6		PX---DOMESTIC	CV-580	1124	237	1361			
7			ALL TYPES	1124	237	1361	1283	1119	87.21
8		RD---DOMESTIC	*DC-8-10	23		23			
9			*DC-8-50F	37		37			
10			*DC-8-63F	2		2			
11			ALL TYPES	62		62	65	60	92.30
12		RW---DOMESTIC	DC-9-10	71		71			
13			DC-9-30	5412	6	5418			
14			B-727-200	2		2			
15			B-727-100	1		1			
16			ALL TYPES	5486	6	5492	5490	4992	90.92
17		SU---DOMESTIC	*B-747	56		56			
18			*B-747F	61		61			
19			*DC-8-63F	2		2			
20			*DC-8-50F	187		187			
21			ALL TYPES	306		306	306	306	100.00
22		TW---DOMESTIC	B-727-100	663		663			
23			B-727-100C/QC	175		175			
24			B-727-200	1731		1731			
25			L-1011	2563		2563			
26			B-707-100B	2693		2693			
27			B-707-300B	1104		1104			
28			B-707-300C	97		97			
29			B-747	1		1			
30			ALL TYPES	9027		9027	9085	9010	99.17
31		UA---DOMESTIC	B-737-100/200	10911	2	10913			
32			B-727-100	4881	40	4921			
33			B-727-200	9623	10	9633			
34			DC-10-10	4339	8	4347			
35			B-747	1873		1873			
36			DC-8-50	39		39			
37			*DC-8-50F	1295	2	1297			
38			DC-8-61	2055	313	2368			
39			DC-8-62	277	1	278			
40			ALL TYPES	37293	376	37669	37920	37146	97.95
41		WA---DOMESTIC	B-737-100/200	3374		3374			
42			B-727-200	9520	4	9524			
43			DC-10-10	1107	5	1112			
44			B-707-300C	13		13			
45			ALL TYPES	14014	9	14023	14044	13797	98.24
46		WA---INTERNATIONAL	B-727-200	1		1			
47			ALL TYPES	1		1			
48		WA---TOTAL	B-737-100/200	3374		3374			
49			B-727-200	9521	4	9525			
50			DC-10-10	1107	5	1112			
51			B-707-300C	13		13			
52			ALL TYPES	14015	9	14024	14044	13797	98.24
53		WI---DOMESTIC	DH 114	33		33			
54			N-262	930		930			
55			G-21A/PT-6 G0	495		495			
56			F-27 SERIES	170	1	171			
57			ALL TYPES	1628	1	1629	1667	1628	97.64
58	AIRPORT TOTAL	DOMESTIC	B-727-100	12294	42	12336			
59			B-727-200	40189	32	40221			
60			DC-10-10	8996	13	9009			
61			B-707-100B	4197		4197			
62			B-707-300B	1214		1214			
63			B-707-300C	362	1	363			
64			*B-707-300C	527		527			
65			B-747	3033		3033			
66			*B-747	858	1	859			
67			DC-8-62	605	3	608			
68			L-1011	5089		5089			
69			DC-8-50	43		43			
70			DC-8-61	2170	313	2483			
71			A-300B	776		776			
72			*B-747F	228		228			
73			*DC-8-61	225		225			
74			*DC-8-63F	348	1	349			
75			*B-747-200	131	2	133			
76			CV-580	2347	237	2584			
77			SWEAR-METRO	1323		1323			
78			DASH-7	2017		2017			
79			PA-31/34/39	123		123			
80			HANDLY PAGE	446		446			
81			PISTON 2-ENG	462		462			
82			DC-10-40	193		193			
83			B-737-100/200	19889	18	19887			
84			DC-10-30	45		45			
85			B-747SP	347		347			
86			DC-9-80	21		21			
87			*DC-8-10	23		23			
88			*DC-8-50F	1519	2	1521			
89			DC-9-10	71		71			
90			DC-9-30	5412	6	5418			
91			B-727-100C/QC	175		175			
92			DH 114	33		33			
93			N-262	930		930			
94			G-21A/PT-6 G0	495		495			
95			F-27 SERIES	170	1	171			
96			ALL TYPES	117286	672	117958	119162	115636	97.04
97		INTERNATIONAL	*B-747-200	24		24			
98			*B-747F	30		30			
99			*DC-8-63F		13	13			
100			B-747	371		371			

TABLE 7
 AIRCRAFT DEPARTURES SCHEDULED AND AIRCRAFT DEPARTURES PERFORMED,
 BY TYPE OF OPERATION, BY AIRCRAFT TYPE, BY COMMUNITY, AND BY CARRIER

12 MONTHS ENDED DECEMBER 31, 1960

Line No.	Area, state or country Community (Airport name)	Carrier and type of operation	Type of aircraft	Total departures performed			Departures scheduled	Scheduled departures completed	
				Scheduled service	Non-scheduled service	All services		Number	Percent of departures scheduled
	1	2	3	4	5	6	7	8	9
1	AIRPORT TOTAL	INTERNATIONAL	ILCNT-1						
2			B-747SP	606		606			
3			B-727-200	1		1			
4			ALL TYPES	1032	13	1045	1041	1011	97.11
5		TOTAL	B-727-100	12294	42	12336			
6			B-727-200	40150	32	40222			
7			DC-10-10	8596	13	9009			
8			B-707-100B	4197		4197			
9			B-707-300B	1214		1214			
10			B-707-300C	344	1	343			
11			*B-707-300C	527		527			
12			B-747	3404		3404			
13			*B-747	858	1	859			
14			DL-8-62	605	3	608			
15			L-1011	5089		5089			
16			UC-8-50	43		43			
17			UC-8-61	2170	313	2483			
18			A-300B	776		776			
19			*B-747F	253		253			
20			*DL-8-61	225		225			
21			*DL-8-63F	344	14	362			
22			*B-747-200	155	2	157			
23			CV-580	2347	237	2584			
24			SWEAR-METRO	1323		1323			
25			DASH-7	2017		2017			
26			PA-31/34/39	123		123			
27			HANDLY PAGE	466		466			
28			PISTON 2-ENG	462		462			
29			UC-10-40	193		193			
30			B-737-100/200	19869	18	19887			
31			UC-10-30	45		45			
32			B-747SP	953		953			
33			UC-9-40	21		21			
34			*UC-8-10	23		23			
35			*DL-8-50F	1519	2	1521			
36			UC-9-10	71		71			
37			UC-9-30	5412	6	5418			
38			B-727-100C/QC	173		173			
39			DH 114	33		33			
40			N-262	930		930			
41			G-21A/PT-6 GL	495		495			
42			F-27 SERIES	170		170			
43			ALL TYPES	118318	685	119003	120203	116647	97.04
44		COMMUNITY TOTAL BY CARRIER							
45		AA---DOMESTIC	B-727-100	2174		2174			
46			B-727-200	2186		2186			
47			DC-10-10	2418		2418			
48			B-707-100B	1506		1506			
49			B-707-300B	103		103			
50			B-707-300C	232	1	233			
51			*B-707-300C	527		527			
52			B-747	146		146			
53			*B-747	270		270			
54			ALL TYPES	9604	1	9605	9672	9549	98.72
55		AS---DOMESTIC	B-727-100	470	1	471			
56			B-727-200	297	1	298			
57			ALL TYPES	767	2	769	791	753	95.19
58		BA---DOMESTIC	B-727-200		3	3			
59			DC-8-62	328	2	330			
60			ALL TYPES	328	5	333	350	328	93.71
61		CL---DOMESTIC	B-727-100	352		352			
62			B-727-200	2174		2174			
63			ALL TYPES	2526		2526	2543	2522	99.17
64		DL---DOMESTIC	B-727-200	1212		1212			
65			L-1011	1612	1	1613			
66			UC-8-50	4		4			
67			UC-8-61	115		115			
68			ALL TYPES	2943	1	2944	2952	2941	99.62
69		EA---DOMESTIC	A-300B	776		776			
70			L-1011	914		914			
71			ALL TYPES	1690		1690	1702	1684	98.94
72		FT---DOMESTIC	*B-747	531	1	532			
73			*B-747-200	131	2	133			
74			*B-747F	167		167			
75			*DC-8-61	225		225			
76			*DC-8-63F	344	1	345			
77			ALL TYPES	1398	4	1402	1368	1255	91.73
78		FT---INTERNATIONAL	*B-747-200	24		24			
79			*B-747F	30		30			
80			*DC-8-63F		13	13			
81			ALL TYPES	54	13	67	70	53	75.71
82		FT---TOTAL	*B-747	531	1	532			
83			*B-747-200	155	2	157			
84			*B-747F	197		197			
85			*DC-8-61	225		225			
86			*DC-8-63F	344	14	358			
87			ALL TYPES	1452	17	1469	1438	1308	90.95
88		GG---DOMESTIC	CV-580	1223		1223			
89			SWEAR-METRO	1323		1323			
90			DASH-7	2017		2017			
91			ALL TYPES	4563		4563	4800	4563	95.06
92		ID---DOMESTIC	PA-31/34/39	400		400			
93			PISTON 2-ENG	689		689			
94			HANDLY PAGE	678		678			
95			ALL TYPES	1767		1767	1717	1666	97.02
96		NW---DOMESTIC	B-727-100	147		147			
97			B-727-200	1356		1356			
98			DC-10-40	193		193			
99			B-747	361		361			
100			ALL TYPES	2057		2057	2079	2054	98.79

TABLE 7
AIRCRAFT DEPARTURES SCHEDULED AND AIRCRAFT DEPARTURES PERFORMED,
BY TYPE OF OPERATION, BY AIRCRAFT TYPE, BY COMMUNITY, AND BY CARRIER

12 MONTHS ENDED DECEMBER 31, 1960

Line No.	Area, state or country Community (Airport name)	Carrier and type of operation	Type of aircraft	Total departures performed			Scheduled departures completed		
				Scheduled service	Nonscheduled service	All services	Number	Percent of departures scheduled	
1	2	3	4	5	6	7	8	9	
1	COMMUNITY TOTAL BY CARRIER								
2		(CCNT.)							
3		UC---DOMESTIC	B-737-100/200 ALL TYPES	9165 9165	20 20	9185 9185	9422	8737 92.72	
4		PA---DOMESTIC	B-727-100 B-727-200 DC-10-10 DC-10-30 B-707-300B B-747 B-747 B-747SP ALL TYPES	838 1130 1133 45 0 610 1 347 4112	838 1130 1133 45 0 610 1 347 4112	838 1130 1133 45 0 610 1 347 4112	4090	4012 98.09	
5		PA---INTERNATIONAL	B-747 B-747SP ALL TYPES	371 606 977		371 606 977	971	956 98.66	
6		PA---TOTAL	B-727-100 B-727-200 DC-10-10 DC-10-30 B-707-300B B-747 B-747 B-747SP ALL TYPES	838 1130 1133 45 0 981 1 953 5069	838 1130 1133 45 0 981 1 953 5069	838 1130 1133 45 0 981 1 953 5069	5061	4970 98.20	
7		PS---DOMESTIC	DC-9-80 B-727-100 B-727-200 ALL TYPES	30 1267 15414 16711		30 1268 15429 16727	17312	16648 96.16	
8		PX---DOMESTIC	CV-580 ALL TYPES	1124 1124	237 237	1361 1361	1283	1119 87.21	
9		RD---DOMESTIC	DC-8-10 DC-8-50F DC-8-63F ALL TYPES	23 37 2 62		23 37 2 62	65	60 92.30	
10		RM---DOMESTIC	DL-9-10 DC-9-30 B-727-100 B-727-200 ALL TYPES	755 6067 792 849 8463		755 6073 793 849 8470	8377	7674 91.60	
11		SB---DOMESTIC	B-747 B-747F DC-8-50F DC-8-63F ALL TYPES	57 61 187 3 308		57 61 187 3 308	308	308 100.00	
12		TB---DOMESTIC	B-727-100 B-727-100C/QC B-727-200 L-1011 B-707-100B B-707-300B B-707-300C B-747 ALL TYPES	663 175 1731 2564 2693 1104 97 1 9028		663 175 1731 2564 2693 1104 97 1 9028	9085	9010 99.17	
13		UA---DOMESTIC	B-737-100/200 B-727-100 B-727-200 DC-10-10 B-747 DC-8-50 DC-8-50F DC-8-61 DL-8-62 ALL TYPES	11666 7827 10332 4460 1873 39 1295 2185 392 40069	2 45 11 8 1873 39 2 340 1 409	11668 7872 10343 4468 1873 39 1297 2525 393 40478	40733	39900 97.95	
14		WA---DOMESTIC	B-737-100/200 B-727-200 DC-10-10 B-707-300C ALL TYPES	3704 9581 1107 13 14405		3704 9586 1112 13 14415	14441	14184 98.22	
15		WA---INTERNATIONAL	B-727-200 ALL TYPES	1 1		1 1			
16		WA---TOTAL	B-737-100/200 B-727-200 DC-10-10 B-707-300C ALL TYPES	3704 9582 1107 13 14406		3704 9587 1112 13 14416	14441	14184 98.22	
17		WI---DOMESTIC	DM 114 F-27 SERIES G-21A/PT-6 GC M-262 ALL TYPES	33 170 495 930 1628	1 1	33 171 495 930 1629	1667	1628 97.66	
18		COMMUNITY TOTAL	DOMESTIC	B-727-100 B-727-200 B-707-100B DC-10-10 B-707-300B PA-31/34/39 HANDLY PAGE PISTON 2-ENG B-737-100/200 DC-9-80 DC-9-10 DC-9-30 B-747 DC-8-63F L-1011 DC-8-62 DC-8-61	14530 46262 4199 9118 1215 400 678 689 24585 30 755 6067 859 349 5090 720 2300	48 36 13 13 22 6 1 1 340	14578 46298 4199 9131 1215 400 678 689 24557 30 755 6073 860 350 5090 723 2640		

TABLE 7
AIRCRAFT DEPARTURES SCHEDULED AND AIRCRAFT DEPARTURES PERFORMED,
BY TYPE OF OPERATION, BY AIRCRAFT TYPE, BY COMMUNITY, AND BY CARRIER

12 MONTHS ENDED DECEMBER 31, 1980

Line No.	Area, state or country (Community (Airport name))	Carrier and type of operation	Type of aircraft	Total departures performed			Departures scheduled	Scheduled departures completed	
				Scheduled service	Nonscheduled service	All services		Number	Percent of departures scheduled
1	2	3	4	5	6	7	8	9	
1	COMMUNITY TOTAL	DOMESTIC	(CONT.)						
2			B-707-300C	342	1	343			
3			*B-707-300C	527		527			
4			B-747	3033		3033			
5			DC-8-50	43		43			
6			A-300B	776		776			
7			*B-747F	228		228			
8			*DC-8-61	225		225			
9			*B-747-200	131	2	133			
10			CV-580	2347	237	2584			
11			SWEAR-METRO	1323		1323			
12			DASH-7	2017		2017			
13			DC-10-40	193		193			
14			DC-10-30	45		45			
15			B-747SP	347		347			
16			*DC-8-10	23		23			
17			*DC-8-50F	1519	2	1521			
18			B-727-100C/QC	175		175			
19			DH 114	33		33			
20			N-262	930		930			
21			G-21A/PT-6 GO	495		495			
22			F-27 SERIES	170	1	171			
23			ALL TYPES	132718	713	133431	134757	130595	96.91
24									
25			INTERNATIONAL						
26			*B-747-200	24		24			
27			*B-747F	30		30			
28			*DC-8-63F		13	13			
29			B-747	371		371			
30			B-747SP	606		606			
31			B-727-200	1		1			
32			ALL TYPES	1032	13	1045	1041	1011	97.11
33			TOTAL						
34			B-727-100	14530	48	14578			
35			B-727-200	46263	36	46299			
36			B-707-100B	4199		4199			
37			DC-10-10	9118	13	9131			
38			B-707-300B	1215		1215			
39			PA-31/34/39	400		400			
40			HANDLY PAGE	678		678			
41			PISTON 2-ENG	689		689			
42			B-737-100/200	24535	22	24557			
43			DC-9-80	30		30			
44			DC-9-10	755		755			
45			DC-9-30	6067	6	6073			
46			*B-747	859	1	860			
47			*DC-8-63F	349	14	363			
48			L-1011	5090		5090			
49			DC-8-62	120	3	123			
50			DC-8-61	2300	340	2640			
51			B-707-300C	342	1	343			
52			*B-707-300C	527		527			
53			B-747	3404		3404			
54			DC-8-50	43		43			
55			A-300B	776		776			
56			*B-747F	258		258			
57			*DC-8-61	225		225			
58			*B-747-200	155	2	157			
59			CV-580	2347	237	2584			
60			SWEAR-METRO	1323		1323			
61			DASH-7	2017		2017			
62			DC-10-40	193		193			
63			DC-10-30	45		45			
64			B-747SP	953		953			
65			*DC-8-10	23		23			
66			*DC-8-50F	1519	2	1521			
67			B-727-100C/QC	175		175			
68			DH 114	33		33			
69			N-262	930		930			
70			G-21A/PT-6 GO	495		495			
71			F-27 SERIES	170	1	171			
72			ALL TYPES	133750	726	134476	135798	131606	96.91
73									
74	SAN JOSE								
75	(SAN JOSE MUNI)	AA---DOMESTIC	B-727-100	456		456			
76			B-727-200	857		857			
77			B-707-100B	70		70			
78			B-707-300B	3		3			
79			B-707-300C	4	1	5			
80			ALL TYPES	1390	1	1391	1398	1387	99.21
81									
82		CL---DOMESTIC	B-727-100	187		187			
83			B-727-200	1019		1019			
84			ALL TYPES	1206		1206	1223	1192	97.46
85									
86		GG---DOMESTIC	SWEAR-METRO	1618		1618			
87			ALL TYPES	1618		1618	1631	1618	88.34
88									
89		ID---DOMESTIC	PA-31/34/39	372		372			
90			HANDLY PAGE	748		748			
91			PISTON 2-ENG	743		743			
92			ALL TYPES	1863		1863	1865	1777	95.28
93									
94		CC---DOMESTIC	B-737-100/200	7157	2	7159			
95			ALL TYPES	7157	2	7159	7258	7041	97.01
96									
97		PA---DOMESTIC	B-727-100	1		1			
98			B-727-200	1		1			
99			ALL TYPES	2		2			
100									
101		PS---DOMESTIC	B-727-100	442		442			
102			B-727-200	5011	1	5012			
103			DC-9-80	10		10			
104			ALL TYPES	5463	1	5464	5634	5444	96.62
105									
106		PX---DOMESTIC	CV-580	909	9	918			
107			ALL TYPES	909	9	918	1021	906	88.73
108									
109		RH---DOMESTIC	DC-9-10	7		7			
110			DC-9-30	1614		1614			
111			B-727-200	686		686			
112			B-727-100	653		653			
			ALL TYPES	2960		2960	2946	2766	93.09

**TABLE 7
AIRCRAFT DEPARTURES SCHEDULED AND AIRCRAFT DEPARTURES PERFORMED,
BY TYPE OF OPERATION, BY AIRCRAFT TYPE, BY COMMUNITY, AND BY CARRIER**

12 MONTHS ENDED DECEMBER 31, 1960

Line No.	Area, state or country Community (Airport name)	Carrier and type of operation	Type of aircraft	Total departures performed			Departures scheduled	Scheduled departures completed					
				Scheduled service	Nonscheduled service	All services		Number	Percent of departures scheduled				
1	2	3	4	5	6	7	8	9					
1	SAN JOSE MUNI	(CENT.)	TW---DOMESTIC	B-727-100	1		1						
2				B-727-200	5		5						
3				B-707-100B	382		382						
4				B-707-300B	63		63						
5				B-707-300C	8		8						
6				ALL TYPES	459		459		476	450	94.53		
7				UA---DOMESTIC	B-737-100/200	B-737-100	5	1	6				
8						B-727-100	271	10	281				
9						B-727-200	1429	1	1430				
10						DC-8-50	4		4				
11						DC-8-61	345	2	347				
12						DC-8-62	165		165				
13				DC-10-10	241		241						
14				ALL TYPES	2460	14	2474		2482	2438	98.22		
15				WA---DOMESTIC	B-737-100/200	B-737-100	3		3				
16						B-727-200	682	9	691				
17						B-707-300C	1		1				
18				ALL TYPES	686	9	695		688	682	99.12		
19				WI---DOMESTIC	DH 114	N-262	43		43				
20						G-21A/PT-6 GO	1057		1057				
21						F-27 SERIES	125		125				
22						ALL TYPES	52		52				
23						ALL TYPES	1277		1277		1333	1277	95.79
24						COMMUNITY TOTAL	DOMESTIC	B-727-100	2011	10	2021		
25						B-727-200	9690	11	9701				
26						B-707-100B	452		452				
27						B-707-300B	66		66				
28						B-707-300C	13	1	14				
29			SWEAK-RETRO	1618		1618							
30			PA-31/34/39	372		372							
31			HANDLY PAGE	748		748							
32			PISTON 2-ENG	743		743							
33			B-737-100/200	7165	3	7168							
34			DC-9-80	10		10							
35			CV-580	909	9	918							
36			DC-9-10	7		7							
37			DC-9-30	1614		1614							
38			DC-8-50	4		4							
39			DC-8-61	345	2	347							
40			DC-8-62	165		165							
41			DC-10-10	241		241							
42			DH 114	43		43							
43			N-262	1057		1057							
44			G-21A/PT-6 GO	125		125							
45			F-27 SERIES	52		52							
46			ALL TYPES	27450	36	27486	28155	26978	95.81				
47	SAN LUIS OBISPO/PASO ROBLES (SAN LUIS OBISPO COUNTY)	WI---DOMESTIC	DH 114	220		220							
48			N-262	2204		2204							
49			G-21A/PT-6 GO	574		574							
50			F-27 SERIES	459	2	461							
51			ALL TYPES	3517	2	3519		3794	3517	92.69			
52	SANTA BARBARA (SANTA BARBARA)	GG---DOMESTIC	CV-580	83		83							
53			DASH-7	197		197							
54			ALL TYPES	280		280		339	280	82.59			
55			GW---DOMESTIC	DMC-6	SD3-30	1695	2	1697					
56					DASH-7	3109		3109					
57	ALL TYPES	461			2	463		5664	5181	91.47			
58	ID---DOMESTIC	PA-31/34/39	HANDLY PAGE	2042		2042							
59			PISTON 2-ENG	2312		2312							
60			ALL TYPES	2389		2389		6819	6437	94.39			
61			ALL TYPES	6743		6743							
62	UA---DOMESTIC	B-737-100/200	B-737-100	839		839							
63			B-727-100	693	1	694							
64			B-727-200	108		108							
65			ALL TYPES	1640	1	1641		1656	1638	98.91			
66	AIRPORT TOTAL	DOMESTIC	CV-580	83		83							
67			DASH-7	658		658							
68			DMC-6	1695	2	1697							
69			SD3-30	3109		3109							
70			PA-31/34/39	2042		2042							
71			HANDLY PAGE	2312		2312							
72			PISTON 2-ENG	2389		2389							
73			ALL TYPES	839		839							
74			B-727-100	693	1	694							
75			B-727-200	108		108							
76	ALL TYPES	13928	3	13931		14478	13536	93.49					
77	(SANTA MARIA PUBLIC)	WI---DOMESTIC	DH 114	300		300							
78			N-262	1809		1809							
79			G-21A/PT-6 GO	297		297							
80			F-27 SERIES	369		369							
81	ALL TYPES	2775		2775		2644	2521	95.34					
82	COMMUNITY TOTAL BY CARRIER	GG---DOMESTIC	CV-580	83		83							
83			DASH-7	197		197							
84			ALL TYPES	280		280		339	280	82.59			
85			GW---DOMESTIC	DMC-6	SD3-30	1695	2	1697					
86					DASH-7	3109		3109					
87					ALL TYPES	461	2	463		5664	5181	91.47	
88			ID---DOMESTIC	PA-31/34/39	HANDLY PAGE	2042		2042					
89					PISTON 2-ENG	2389		2389					
90					HANDLY PAGE	2312		2312					
91					ALL TYPES	6743		6743		6819	6437	94.39	
92	UA---DOMESTIC	B-737-100/200	B-737-100	839		839							
93			B-727-100	693	1	694							

TABLE 7
AIRCRAFT DEPARTURES SCHEDULED AND AIRCRAFT DEPARTURES PERFORMED,
BY TYPE OF OPERATION, BY AIRCRAFT TYPE, BY COMMUNITY, AND BY CARRIER

12 MONTHS ENDED DECEMBER 31, 1980

Line No.	Area, state or country Community (Airport name)	Carrier and type of operation	Type of aircraft	Total departures performed			Departures scheduled	Scheduled departures completed	
				Scheduled service	Non-scheduled service	All services		Number	Percent of departures scheduled
				4	5	6	7	8	9
1	COMMUNITY TOTAL BY CARRIER	UA---DOMESTIC	(CONT.) B-727-100 B-727-200 ALL TYPES	693 108 1040	1	694 108 1641	1650	1638	96.91
2		NI---DOMESTIC	DH 114 F-27 SERIES G-21A/PT-6 G0 N-262 ALL TYPES	300 369 297 1809 2775		300 369 297 1809 2775	2644	2521	95.34
3		DCMESTIC	CV-580 DASH-7 DHC-6 SD3-30 PA-31/34/39 HANDLY PAGE PISTON 2-ENG B-737-100/200 B-727-100 B-727-200 DH 114 N-262 G-21A/PT-6 G0 F-27 SERIES ALL TYPES	83 658 1695 3109 2042 2312 2389 839 653 108 300 1809 297 369 16703	2	83 658 1697 3109 2042 2312 2389 839 694 108 300 1809 297 369 16706	17122	16057	93.77
4	COMMUNITY TOTAL	DCMESTIC	CV-580 DASH-7 DHC-6 SD3-30 PA-31/34/39 HANDLY PAGE PISTON 2-ENG B-737-100/200 B-727-100 B-727-200 DH 114 N-262 G-21A/PT-6 G0 F-27 SERIES ALL TYPES	83 658 1695 3109 2042 2312 2389 839 653 108 300 1809 297 369 16703	2	83 658 1697 3109 2042 2312 2389 839 694 108 300 1809 297 369 16706	17122	16057	93.77
5	STOCKTON (STOCKTON METROPOLITAN)	FL---DOMESTIC	B-737-100/200 ALL TYPES	438 438		438 438	458	438	95.63
6		GG---DOMESTIC	SWEAR-METRO DASH-7 CV-580 ALL TYPES	516 464 44 1024		516 464 44 1024	1111	1024	92.16
7		PS---DOMESTIC	B-727-200 B-727-100 ALL TYPES	482 2 484		482 2 484	528	482	91.28
8		UA---DOMESTIC	B-737-100/200 B-727-100 B-727-200 ALL TYPES	109 1 1 111		109 1 1 111	129	100	77.51
9	COMMUNITY TOTAL	DCMESTIC	B-737-100/200 SWEAR-METRO DASH-7 CV-580 B-727-200 B-727-100 ALL TYPES	547 516 464 44 483 2 2057		547 516 464 44 483 3 2057	2226	2044	91.82
10	TWO HARBORS (TWO HARBORS)	KO---DOMESTIC	Fw UNDR 300HP M-404 ALL TYPES	59 1 60	1	60 1 61	112	52	46.42
11	COLORADO								
12	ALAMOSA (ALAMOSA MUNI)	FL---DOMESTIC	CV-580 ALL TYPES	1562 1562		1562 1562	1600	1561	97.56
13	ASPEN (ASPEN-PITKIN CO/SARDY FIELD)	PI---DOMESTIC	CV-580 ALL TYPES	2994 2994	16	3010 3010	3267	2934	89.80
14	COLORADO SPRINGS (PETERSON FIELD)	BN---DOMESTIC	B-727-100 B-727-100C/QC B-727-200 ALL TYPES	60 66 709 835		60 66 709 835	853	831	97.42
15		CC---DOMESTIC	B-727-100 B-727-200 DC-10-10 ALL TYPES	679 1916 2 2597		679 1916 2 2597	2629	2516	95.70
16		FL---DOMESTIC	CV-580 B-737-100/200 ALL TYPES	1502 1155 2657		1502 1155 2657	2749	2614	95.08
17		RC---DOMESTIC	DC-9-50 ALL TYPES	1 1		1 1			
18		RN---DOMESTIC	DC-9-30 ALL TYPES	1 1		1 1			
19		TN---DOMESTIC	B-727-100 B-727-100C/QC B-727-200 B-707-100B B-707-300B ALL TYPES	241 67 239 1 2 550	16	241 67 239 1 2 550	547	541	98.90
20		WA---DOMESTIC	B-727-200 ALL TYPES	2 2		2 2			
21	COMMUNITY TOTAL	DOMESTIC	B-727-100 B-727-100C/QC B-727-200 DC-10-10 CV-580 B-737-100/200 DC-9-50 DC-9-30 B-707-100B B-707-300B ALL TYPES	980 133 2866 2 1502 1155 1 1 1 2 6643		980 133 2866 2 1502 1155 1 1 1 2 6643	6778	6502	95.92

TABLE 7
 AIRCRAFT DEPARTURES SCHEDULED AND AIRCRAFT DEPARTURES PERFORMED,
 BY TYPE OF OPERATION, BY AIRCRAFT TYPE, BY COMMUNITY, AND BY CARRIER

12 MONTHS ENDED DECEMBER 31, 1980

Line No.	Area, state or country Community (Airport name)	Carrier and type of operation	Type of aircraft	Total departures performed			Departures scheduled	Scheduled departures completed		
				Scheduled service	Nonscheduled service	All services		Number	Percent of departures scheduled	
1	2	3	4	5	6	7	8	9		
1	CORTEZ (CORTEZ-MUNTEZUMA COUNTY)	FL---DOMESTIC	CV-580	1070		1070	1086	1070	98.52	
2			ALL TYPES	1070		1070				
3	DENVER (STAPLETON INTERNATIONAL)	BA---DOMESTIC	B-727-100	272	9	281	5436	5294	97.38	
4			B-727-100C/QC	564	1	565				
5			B-727-200	4475	10	4485				
6			DC-8-90	1		1				
7			DC-8-62	1		1				
8			B-747	6		6				
9			B-747SP	3		3				
10			ALL TYPES	5322	20	5342				
11			CC---DOMESTIC	B-727-100	8539	1				8540
12				B-727-200	20748					20748
13				DC-10-10	2411					2411
14				ALL TYPES	31710	1				31711
15			DL---DOMESTIC	B-727-200	3028					3028
16	L-1011	771			771					
17	DC-8-90	39		2	41					
18	ALL TYPES	4313		3	4316					
19	EA---DOMESTIC	B-727-100	708		708					
20		B-727-100C/QC	357		357					
21		B-727-200	868	1	869					
22		ALL TYPES	1941	1	1942					
23	FL---DOMESTIC	CV-580	10773		10773					
24		DHC-6	829		829					
25		B-737-100/200	29727	2	29729					
26		ALL TYPES	41329	2	41331					
27	CZ---DOMESTIC	DC-9-10	516		516					
28		DC-9-30	1819	19	1838					
29		ALL TYPES	2335	19	2354					
30	PI---DOMESTIC	B-737-100/200	19	27	46					
31		B-727-100	831	10	841					
32		ALL TYPES	850	37	887					
33	PX---DOMESTIC	CV-580	2821	172	2993					
34		ALL TYPES	2821	172	2993					
35	RC---DOMESTIC	DC-9-10	136		136					
36		DC-9-30	384	8	392					
37		DC-9-50	1167	2	1169					
38		ALL TYPES	1133	10	1143					
39	HN---DOMESTIC	DC-9-10	319		319					
40		DC-9-30	3276	5	3281					
41		INTERCHANGE	58		58					
42	ALL TYPES	3653	5	3658						
43	TI---DOMESTIC	DC-9-10	3412	2	3414					
44		DC-9-30	1689	24	1713					
45		ALL TYPES	5101	26	5127					
46	TB---DOMESTIC	B-727-100	636		636					
47		B-727-100C/QC	175		175					
48		B-727-200	1117	1	1118					
49		L-1011	158		158					
50		B-707-100B	1176		1176					
51		B-707-300B	1131		1131					
52		ALL TYPES	4424	1	4425					
53	UA---DOMESTIC	B-737-100/200	649		649					
54		B-727-100	11227	18	11245					
55		B-727-200	17330	9	17339					
56		B-68-10	1289	2	1291					
57		DC-8-50	90	1	91					
58		DC-8-50F	702		702					
59		DC-8-61	6846	71	6917					
60		ALL TYPES	38701	101	39002					
61	WA---DOMESTIC	B-737-100/200	2814		2814					
62		B-727-200	7796	2	7800					
63		ALL TYPES	10612	2	10614					
64	ZV---DOMESTIC	SMEAR-RETRO	1586		1586					
65		ALL TYPES	1586		1586					
66	COMMUNITY TOTAL	DOMESTIC	B-727-100	22213	38	22251				
67			B-727-100C/QC	1		1				
68			B-727-200	56497	23	56520				
69			DC-8-50	137	3	140				
70			DC-8-62	582		582				
71			B-747	233		233				
72			B-747SP	3		3				
73			DC-10-10	3660	2	3662				
74			DC-10-30	12		12				
75			L-1011	933		933				
76			DC-8-61	7321	72	7393				
77			A-300B	4		4				
78			CV-580	13594	172	13766				
79			DHC-6	829		829				
80			B-737-100/200	33209	29	33238				
81			DC-9-10	4383	2	4385				
82			DC-9-30	7168	56	7224				
83	DC-9-50	1167	2	1169						
84	INTERCHANGE	58		58						
85	B-707-100B	1176		1176						
86	B-707-300	1131		1131						

TABLE 7
AIRCRAFT DEPARTURES SCHEDULED AND AIRCRAFT DEPARTURES PERFORMED,
BY TYPE OF OPERATION, BY AIRCRAFT TYPE, BY COMMUNITY, AND BY CARRIER

12 MONTHS ENDED DECEMBER 31, 1980

Line No.	Aircraft state or country Community Airport name	Carrier and type of operation	Type of aircraft	Total departures performed			Schedule departures completed	
				Scheduled service	Non-scheduled service	All operations	Number	Percent of departures completed
1	COMMUNITY TOTAL	DOMESTIC	(COUNT)					
2			B-707-300C	31		31		
3			B-707-300C	107		107		
4			*UC-8-504	1586		1586		
5			SWEAR-METRO					
6			ALL TYPES	157715	400	158115	166228	157103 98.04
7								
8	OWANHO (OWANHO-LA PLATA COUNTY)	FL---DOMESTIC	CV-580	1260		1260		
9			B-737-100/200	206		538		
10			ALL TYPES	1768		1768	1758	1761 97.94
11								
12		PA---DOMESTIC	CV-580	31	3	33		
13			ALL TYPES	30	3	33	30	30 100.00
14								
15	COMMUNITY TOTAL	DOMESTIC	CV-580	1290	3	1293		
16			B-737-100/200	206		508		
17			ALL TYPES	1795	3	1801	1828	1791 97.97
18								
19	GRAND JUNCTION (WALKER FIELD)	CO---DOMESTIC	B-727-100	70		70		
20			B-727-200	297		297		
21			ALL TYPES	367		367	360	358 94.44
22								
23		FL---DOMESTIC	CV-580	366		366		
24			B-737-100/200	1622		1622		
25			ALL TYPES	1988		1988	1957	1932 96.72
26								
27		LA---DOMESTIC	B-727-100	26	2	28		
28			B-727-200	441	1	442		
29			DC-8-61	3	10	13		
30			B-737-100/200	129		129		
31			ALL TYPES	599	13	612	571	567 99.29
32								
33	COMMUNITY TOTAL	DOMESTIC	B-727-100	96	2	98		
34			B-727-200	730	1	731		
35			CV-580	366		366		
36			B-737-100/200	1751		1751		
37			ALL TYPES	2554	13	2567	2588	2557 98.92
38								
39	GUNNISON (GUNNISON COUNTY)	FL---DOMESTIC	CV-580	1066		1066		
40			ALL TYPES	1066		1066	1096	1064 97.08
41								
42	LAMAR (LAMAR MUNI)	ZV---DOMESTIC	SWEAR-METRO	1061		1061		
43			ALL TYPES	1061		1061	1256	1053 83.83
44								
45	MONTROSE/DELTA (MONTROSE COUNTY)	FL---DOMESTIC	CV-580	1123		1123		
46			ALL TYPES	1128		1128	1155	1128 97.66
47								
48		PA---DOMESTIC	CV-580	392	3	395		
49			ALL TYPES	392	3	395	404	388 96.03
50								
51	COMMUNITY TOTAL	DOMESTIC	CV-580	1520	3	1523		
52			ALL TYPES	1520	3	1523	1559	1516 97.24
53								
54	PIERRE (PIERRE MUNICIPAL)	FL---DOMESTIC	CV-580	978		978		
55			B-737-100/200	706		706		
56			ALL TYPES	1684		1684	1694	1642 96.93
57								
58		NC---DOMESTIC	DC-9-30	1		1		
59			ALL TYPES	1		1		
60								
61		RW---DOMESTIC	DC-9-30	1		1		
62			ALL TYPES	1		1		
63								
64	COMMUNITY TOTAL	DOMESTIC	CV-580	978		978		
65			B-737-100/200	706		706		
66			ALL TYPES	1684		1684	1694	1642 96.93
67								
68			DC-9-30	1		1		
69			ALL TYPES	1		1		
70								
71	STEAMBOAT SPRINGS/HAYDEN/CRAIG (YAMPA VALLEY)	FL---DOMESTIC	CV-580	1454		1454		
72			ALL TYPES	1454		1454	1517	1450 95.58
73								
74	CONNECTICUT							
75								
76	HARTFORD/SPRINGFIELD/WESTFIELD (HARRIS FIELD)	AA---DOMESTIC	B-727-100	423		423		
77			B-727-200	870		870		
78			B-707-100B	424		424		
79			B-707-300B	42	6	48		
80			B-707-300C	73	11	84		
81			DC-10-10	106		106		
82			B-707-300C	2		2		
83			ALL TYPES	1940	17	1957	1958	1939 99.02
84								
85		AL---DOMESTIC	BAC-111-200	2352		2352		
86			DC-9-30	5552	9	5561		
87			B-727-200	431		431		
88			B-727-100	306	59	365		
89			ALL TYPES	8641	68	8709	8696	8609 98.99
90								
91		BN---DOMESTIC	B-727-100C/DC	2		2		
92			B-727-200	310		310		
93			B-727-100	2		2		
94			ALL TYPES	314		314	316	310 98.10
95								
96		DL---DOMESTIC	B-727-200	3464	1	3465		
97			L-1011	959		959		
98			UC-8-50	10	1	11		
99			DC-9-30	119		119		
100			DC-8-61	113		113		
101			ALL TYPES	4665	2	4667	4680	4649 99.33
102								
103		EA---DOMESTIC	DC-9-30	1698		1698		
104			UC-9-50	571		571		
105								
106								
107								
108								
109								
110								
111								
112								

TABLE 7
 AIRCRAFT DEPARTURES SCHEDULED AND AIRCRAFT DEPARTURES PERFORMED,
 BY TYPE OF OPERATION, BY AIRCRAFT TYPE, BY COMMUNITY, AND BY CARRIER

12 MONTHS ENDED DECEMBER 31, 1980

Line No.	Area, state or country Community (Airport name)	Carrier and type of operation	Type of aircraft	Total departures performed			Departures scheduled	Scheduled departures completed		
				Scheduled service	Nonscheduled service	All services		Number	Percent of departures scheduled	
				1	2	3	4	5	6	
1	READELY INTL	EA---DOMESTIC	(COUNT)							
2				EURO AIRBUS 3	3		3			
3				B-727-100	1074		1074			
4				B-727-100C/QC	317		317			
5				B-727-200	1654		1654			
6				L-1011	723		723			
7				A-300B	1		1			
8				ALL TYPES	6041		6041	6092	6301	96.50
9										
10	AL---DOMESTIC	FH-227	FH-227	926	5	931				
11			CV-580		3	3				
12			DHL-6	3	1	4				
13		ALL TYPES	929	9	938	977	923	94.47		
14										
15	TI---DOMESTIC	UC-9-30	UC-9-30	269		269				
16			ALL TYPES	269		269	273	269	96.53	
17										
18	TW---DOMESTIC	L-1011	L-1011	4		4				
19			B-707-100B	487		487				
20			B-707-300B	13		13				
21			B-727-100	172		172				
22			B-727-100C/QC	58		58				
23			B-707-300C	2		2				
24			B-727-200	4		4				
25		ALL TYPES	740		740	726	724	99.17		
26										
27	UA---DOMESTIC	B-737-100/200	B-737-100	116		116				
28			B-727-100	235	5	240				
29			B-727-200	1799		1799				
30			DC-10-10	112	2	114				
31			DC-8-50	7		7				
32			*DC-8-50F	243		243				
33			LC-8-61	185	31	216				
34			UC-8-62	4		4				
35			ALL TYPES	2701	58	2759	2709	2687	99.18	
36										
37	UR---DOMESTIC	PA-31/34/39	PA-31/34/39	8		8				
38			SWEAR-METRO	15		15				
39			ALL TYPES	23		23	24	23	95.83	
40										
41	COMMUNITY TOTAL	DOMESTIC	B-727-100	2212	64	2276				
42			B-727-200	8532	1	8533				
43			B-707-100B	911		911				
44			B-707-300B	55	6	61				
45			B-707-300C	75	11	86				
46			DC-10-10	218	2	220				
47			*B-707-300C	2		2				
48			BAC-111-200	2352		2352				
49			DC-9-30	7638	9	7647				
50			B-727-100C/QC	377		377				
51			L-1011	1686		1686				
52			DC-8-50	17	1	18				
53			DC-8-61	298	31	329				
54			DC-9-50	571		571				
55			EURO AIRBUS 3	3		3				
56			A-300B	1		1				
57			FH-227	926	5	931				
58			CV-580	3		3				
59			DHL-6	3	1	4				
60			B-737-100/200	116		116				
61			*DC-8-50F	243		243				
62			DC-8-62	4		4				
63			PA-31/34/39	8		8				
64	SWEAR-METRO	15		15	2651	2134	98.80			
65	ALL TYPES	26263	154	26417						
66										
67	NEW HAVEN/BRIDGEPORT (THEED-NEW HAVEN)	NC---DOMESTIC	PA-23-250	95	2	97				
68			PA-31/34/39	1296	321	1617				
69			EMBRAER	1319	433	1752				
70			ALL TYPES	2710	756	3466	2838	2703	95.24	
71										
72	DELAWARE	AK---DOMESTIC	BH-99	274		274				
73			N-262	491		491				
74		ALL TYPES	765		765	1099	765	69.60		
75										
76	WILMINGTON (GREATER WILMINGTON)	AA---DOMESTIC	B-727-100	327		327				
77			B-727-200	137		137				
78			DC-10-10	376		376				
79			B-707-100B	1256		1256				
80			B-707-300B	255		255				
81			B-707-300C	417	8	425				
82			B-747	1		1				
83			*B-747	1		1				
84			ALL TYPES	2770	8	2778	2793	2769	99.14	
85										
86	AA---INTERNATIONAL	B-727-100	B-727-100	109		109				
87			B-707-300B	44		44				
88			B-707-300C	80	3	83				
89			ALL TYPES	233	3	236	234	233	99.57	
90										
91	AA---TOTAL	B-727-100	B-727-100	436		436				
92			B-727-200	137		137				
93			DC-10-10	376		376				
94			B-707-100B	1256		1256				
95			B-707-300B	255		255				
96			B-707-300C	299		299				
97			B-707-300C	497	11	508				
98	B-747	1		1						
99	*B-747	1		1						
100	ALL TYPES	3003	11	3014	3027	3002	99.17			
101										
102	BR---DOMESTIC	B-727-100	B-727-100	210		210				
103			B-727-100C/QC	300		300				
104			*B-727-100C/QC	1		1				
105										
106										
107										
108										
109										
110										
111										
112										

**TABLE 7
AIRCRAFT DEPARTURES SCHEDULED AND AIRCRAFT DEPARTURES PERFORMED,
BY TYPE OF OPERATION, BY AIRCRAFT TYPE, BY COMMUNITY, AND BY CARRIER**

12 MONTHS ENDED DECEMBER 31, 1980

Line No.	Aircraft No.	Area, state or country (Community (Airport name))	Carrier and type of operation	Type of aircraft	Total departures performed			Departures scheduled	Scheduled departures completed	
					Scheduled service	Nonscheduled service	All services		Number	Percent of departures scheduled
					4	5	6	7	8	9
1		DULLES INTERNATIONAL	DN---DOMESTIC	(CLLNT.)						
2				B-727-200	2017	2	2019			
3				DC-8-62	202	2	204			
4				SSC C/CNGRDE	100		100			
5				ALL TYPES	2912	4	2916	2934	2897	98.73
6			BN---INTERNATIONAL	DC-8-62	86	1	87			
7				B-727-200	2					
8				ALL TYPES	88	1	89	87	87	100.00
9			BN---TOTAL	B-727-100	210		210			
10				B-727-100C/QC	380		380			
11				B-727-100C/QC	3		3			
12				B-727-200	2019	2	2021			
13				DC-8-62	288	3	291			
14				SSC C/CNGRDE	100		100			
15				ALL TYPES	3000	5	3005	3021	2984	98.77
16			CC---DOMESTIC	B-727-100	535		535			
17				B-727-200	861		861			
18				ALL TYPES	1396		1396	1405	1395	99.28
19			EA---DOMESTIC	DC-9-30	333		333			
20				B-727-100	436		436			
21				B-727-100C/QC	208		208			
22				B-727-200	105		105			
23				DC-9-30	3		3			
24				ALL TYPES	1685		1685	1686	1674	98.89
25			NW---DOMESTIC	B-727-200	6		6			
26				DC-10-40	724		724			
27				B-747	362		362			
28				ALL TYPES	1092		1092	1093	1087	99.45
29			CC---DOMESTIC	DC-9-30	1		1			
30				ALL TYPES	1		1			
31			PA---DOMESTIC	B-707-300B	7	3	10			
32				B-747	46		46			
33				B-747SP	3		3			
34				B-727-100	2		2			
35				B-727-200	1		1			
36				L-1011-500 FR	1		1			
37				ALL TYPES	60	3	63	49	48	97.95
38			PA---INTERNATIONAL	B-747	313		313			
39				B-707-300B	1	31	32			
40				B-747	2		2			
41				B-747SP	2		2			
42				ALL TYPES	318	31	349	312	305	97.75
43			PA---TOTAL	B-707-300B	6	34	42			
44				B-747	355		359			
45				B-747SP	5		5			
46				B-727-100	2		2			
47				B-727-200	1		1			
48				L-1011-500 Tr	1		1			
49				B-747	2		2			
50				ALL TYPES	376	34	412	361	353	97.78
51			CH---DOMESTIC	B-737-100/200	10	1	11			
52				DC-10-10	4		4			
53				ALL TYPES	14	1	15	14	14	100.00
54			RC---DOMESTIC	DC-9-10	1635		1635			
55				JC-9-30	64	1	70			
56				ALL TYPES	1704	1	1705	1738	1702	97.92
57			TW---DOMESTIC	B-727-200	14		14			
58				L-1011	654		654			
59				B-707-100B	34		34			
60				B-707-300B	125		125			
61				B-727-100	2		2			
62				B-707-300C	1		1			
63				ALL TYPES	830		830	608	794	98.26
64			TW---INTERNATIONAL	B-707-300B	30		30			
65				B-747	3		3			
66				L-1011	178		178			
67				B-747SP	1		1			
68				ALL TYPES	212		212	209	206	98.56
69			TW---TOTAL	B-727-200	14		14			
70				L-1011	832		832			
71				B-707-100B	34		34			
72				B-707-300B	155		155			
73				B-727-100	2		2			
74				B-707-300C	1		1			
75				B-747	3		3			
76				B-747SP	1		1			
77				ALL TYPES	1042		1042	1017	1000	98.32
78			UA---DOMESTIC	B-737-100/200	11	2	13			
79				B-727-100	158	13	171			
80				B-727-200	478	5	483			
81				DC-10-10	1191	2	1193			
82				UC-8-50	17		17			
83				DC-8-61	940	13	953			
84				DC-8-62	165		165			
85				B-747	2	1	3			
86				ALL TYPES	2966	40	3006	3000	2946	98.20
87			WA---DOMESTIC	B-727-200	1		1			
88				ALL TYPES	1		1			
89			DOMESTIC	B-727-100	1670	13	1683			
90				B-727-200	3620	11	3631			
91				DC-10-10	1571	2	1573			
92				B-707-100B	1290		1290			
93				B-707-300B	387	3	390			
94				B-707-300C	418	8	426			
95				B-747	411	1	412			

AIRPORT TOTAL

TABLE 7
AIRCRAFT DEPARTURES SCHEDULED AND AIRCRAFT DEPARTURES PERFORMED,
BY TYPE OF OPERATION, BY AIRCRAFT TYPE, BY COMMUNITY, AND BY CARRIER
12 MONTHS ENDED DECEMBER 31, 1980

Line No.	Area, state or country Community (Airport name)	Carrier and type of operation	Type of aircraft	Total departures performed			Departures scheduled	Scheduled departures completed				
				Scheduled service	Nonscheduled service	All service		Number	Percent of departures scheduled			
	1	2	3	4	5	6	7	8	9			
1	AIRPORT TOTAL	DOMESTIC	(CONT.)									
2				*B-747	1		1					
3				B-727-100C/QC	588		588					
4				*B-727-100C/QC	3		3					
5				DC-8-62	371	2	373					
6				SSC CONCORDE	100		100					
7				DC-9-30	403	1	404					
8				DC-9-50	3		3					
9				DC-10-40	724		724					
10				B-747SP	3		3					
11				L-1011-500 TR	1		1					
12				B-737-100/200	21	3	24					
13				DC-9-10	1635		1635					
14				L-1011	654		654					
15				DC-8-50	17		17					
16				DC-8-61	940	13	953					
17				ALL TYPES	14831	57	14888	14927	14726	98.69		
18				INTERNATIONAL	B-727-100	109		109				
19				B-707-300B	75	31	106					
20				B-707-300C	80	3	83					
21				DC-8-62	86	1	87					
22				B-727-200	2		2					
23				B-747	316		316					
24				*B-747	2		2					
25				B-747SP	3		3					
26				L-1011	178		178					
27				ALL TYPES	851	35	886	842	831	98.69		
28				TOTAL	B-727-100	1779	13	1792				
29				B-727-200	3622	11	3633					
30				DC-10-10	1571	2	1573					
31				B-707-100B	1290		1290					
32				B-707-300B	462	34	496					
33				B-707-300C	498	11	509					
34				B-747	727	1	728					
35				*B-747	3		3					
36				B-727-100C/QC	588		588					
37				*B-727-100C/QC	3		3					
38				DC-8-62	457	3	460					
39				SSC CONCORDE	100		100					
40				DC-9-30	403	1	404					
41				DC-9-50	3		3					
42				DC-10-40	724		724					
43				B-747SP	6		6					
44				L-1011-500 TR	1		1					
45				B-737-100/200	21	3	24					
46				DC-9-10	1635		1635					
47				L-1011	832		832					
48				DC-8-50	17		17					
49				DC-8-61	940	13	953					
50				ALL TYPES	15682	92	15774	15762	15557	98.69		
51			WASHINGTON NATIONAL	AA---DOMESTIC	B-727-100	3256		3256				
52						B-727-200	6255		6255			
53						ALL TYPES	9511		9511	9569	9496	99.23
54						AK---DOMESTIC	BH-99	254		254		
55						N-262	990		990			
56						F-28-4000/600	223		223			
57						ALL TYPES	1467		1467	2072	1467	70.80
58						AL---DOMESTIC	BAC-111-200	5010		5010		
59						DC-9-30	8264		8264			
60						B-727-100	601		601			
61						ALL TYPES	13875		13875	14003	13841	98.84
62						BN---DOMESTIC	B-727-100	226		226		
63						B-727-100C/QC	173		173			
64						B-727-200	2650	1	2651			
65						ALL TYPES	3649	1	3650	3676	3649	99.26
66						DL---DOMESTIC	DC-9-30	116	1	117		
67						B-727-200	5890		5890			
68						ALL TYPES	6006	1	6007	6036	6034	99.46
69						EA---DOMESTIC	DC-9-30	5219		5219		
70						DC-9-50	3590		3590			
71						B-727-100	4246		4246			
72						B-727-100C/QC	1592		1592			
73						B-727-200	11147		11147			
74						ALL TYPES	25787		25787	23367	23105	98.87
75						KC---DOMESTIC	EMBRAER	332		332		
76						ALL TYPES	332		332	342	332	97.07
77						ML---DOMESTIC	DC-9-30	99		99		
78						DC-9-15F	317		317			
79						ALL TYPES	416		416	425	416	97.88
80						NC---DOMESTIC	PA-31/34/39	103	20	123		
81						EMBRAER	771	200	971			
82						ALL TYPES	874	220	1094	892	863	96.74
83						AG---DOMESTIC	F-27 SERIES	44		44		
84						ALL TYPES	44		44	44	44	95.65
85						NM---DOMESTIC	B-727-100	524	1	525		
86						B-727-200	6199		6199			
87						ALL TYPES	6723	1	6724	6756	6721	99.48
88						NY---DOMESTIC	DC-1-30	107		107		
89						ALL TYPES	107		107	122	107	87.70
90						CZ---DOMESTIC	DC-9-10	32		32		
91						DC-9-30	280	3	283			
92						ALL TYPES	312	3	315	313	312	99.68
93						PA---DOMESTIC	B-727-100	3147		3147		
94						B-727-200	2412		2412			
95						ALL TYPES	5559		5559	5643	5525	97.90
96							178					

TABLE 7
AIRCRAFT DEPARTURES SCHEDULED AND AIRCRAFT DEPARTURES PERFORMED,
BY TYPE OF OPERATION, BY AIRCRAFT TYPE, BY COMMUNITY, AND BY CARRIER
12 MONTHS ENDED DECEMBER 31, 1960

Line No.	Area, state or country Community (Airport name)	Carrier and type of operation	Type of aircraft	Total departures performed			Departures scheduled	Scheduled departures completed		
				Scheduled service	Non-scheduled service	All services		Number	Percent of departures scheduled	
	1	2	3	4	5	6	7	8	9	
1	WASHINGTON NATIONAL	(CCNT.)								
2		PI---DOMESTIC	YS-11	4080	9	4089				
3			B-737-100/200	6040	20	6060				
4			B-727-100	1206	2	1208				
5			ALL TYPES	11326	31	11357	11695	11320	98.47	
6			QH---DOMESTIC	B-737-100/200	1561	4	1565			
7				OC-9-10	150		150			
8				ALL TYPES	1711	4	1715	1718	1691	98.42
9			RC---DOMESTIC	DC-9-10	5		5			
10				DC-9-30	583	6	589			
11				DC-9-50	74		74			
12				ALL TYPES	662	6	668	673	658	97.77
13			TW---DOMESTIC	B-727-100	1254		1254			
14				B-727-100C/QC	391		391			
15				B-727-200	5239		5239			
16				ALL TYPES	6884		6884	6915	6877	99.45
17			UA---DOMESTIC	B-737-100/200	2064		2064			
18				B-727-100	949	29	978			
19				B-727-200	3692	4	3696			
20				ALL TYPES	6705	33	6738	6786	6701	98.74
21			UR---DOMESTIC	PA-31/34/39	7		7			
22				SWEAR-METRO	279		279			
23				ALL TYPES	286		286	284	284	98.26
24			VL---DOMESTIC	EMBRAER	219		219			
25				PA-31/34/39	35		35			
26				ALL TYPES	254		254	255	252	98.82
27			WA---DOMESTIC	B-727-200	654	1	655			
28				ALL TYPES	654	1	655	656	654	99.64
29		AIRPORT TOTAL	DOMESTIC	B-727-100	15409	32	15441			
30				B-727-200	44131	6	44137			
31				BH-99	254		254			
32				N-262	990		990			
33				F-28-4000/600	223		223			
34				BAC-111-200	5010		5010			
35				DC-9-30	14664	10	14674			
36				B-727-100C/QC	2756		2756			
37				DC-9-50	3664		3664			
38				EMBRAER	1322	200	1522			
39				DC-9-15F	517		517			
40				PA-31/34/39	145	20	165			
41				F-27 SERIES	44		44			
42			DC-9-10	187		187				
43			YS-11	4080	9	4089				
44			B-737-100/200	9665	24	9689				
45			SWEAR-METRO	279		279				
46			ALL TYPES	103144	301	103445	102049	100314	98.30	
47	COMMUNITY TOTAL BY CARRIER	AA---DOMESTIC	B-727-100	3583		3583				
48			B-727-200	6392		6392				
49			DC-10-10	376		376				
50			B-707-100B	1256		1256				
51			B-707-300B	255		255				
52			B-727-300C	417	8	425				
53			B-747	1		1				
54			*B-747	1		1				
55			ALL TYPES	12281	8	12289	12362	12265	99.21	
56		AA---INTERNATIONAL	B-727-100	109		109				
57			B-707-300B	44		44				
58			B-707-300C	80	3	83				
59			ALL TYPES	233	3	236	234	233	99.57	
60		AA---TCTAL	B-727-100	3692		3692				
61			B-727-200	6392		6392				
62			DC-10-10	376		376				
63			B-707-100B	1256		1256				
64			B-707-300B	299		299				
65			B-707-300C	497	11	508				
66			B-747	1		1				
67			*B-747	1		1				
68			ALL TYPES	12514	11	12525	12596	12498	99.22	
69		AK---DOMESTIC	BH-99	254		254				
70			N-262	990		990				
71			F-28-4000/600	223		223				
72			ALL TYPES	1467		1467	2077	1467	70.80	
73		AL---DOMESTIC	BAC-111-200	5010		5010				
74			DC-9-30	8264		8264				
75			B-727-100	601		601				
76			ALL TYPES	13875		13875	14003	13841	98.84	
77		RA---DOMESTIC	B-727-100	436		436				
78			B-727-100C/QC	1153		1153				
79			*B-727-100C/QC	3		3				
80			B-727-200	4667	3	4670				
81			DC-8-62	202	2	204				
82			SSC COMCRDE	100		100				
83			ALL TYPES	6561	5	6566	6610	6546	99.03	
84		BN---INTERNATIONAL	B-727-200	2		2				
85			DC-8-62	86	1	87				
86			ALL TYPES	88	1	89	87	87	100.00	
87		BN---TOTAL	B-727-100	436		436				
88			B-727-100C/QC	1153		1153				
89			*B-727-100C/QC	3		3				
90			B-727-200	4668	3	4671				
91			DC-8-62	288	3	291				
92			SSC COMCRDE	100		100				
93			ALL TYPES	6649	6	6655	6697	6633	99.04	
94		CC---DOMESTIC	B-727-100	535		535				
95			B-727-200	861		861				
96										
97										
98										
99										
100										
101										
102										
103										
104										
105										
106										
107										
108										
109										
110										
111										
112										

TABLE 7
AIRCRAFT DEPARTURES SCHEDULED AND AIRCRAFT DEPARTURES PERFORMED,
BY TYPE OF OPERATION, BY AIRCRAFT TYPE, BY COMMUNITY, AND BY CARRIER
12 MONTHS ENDED DECEMBER 31, 1980

Line No.	Area, state or country Community (Airport name)	Carrier and type of operation	Type of aircraft	Total departures performed			Departures scheduled	Scheduled departures completed	
				Scheduled service	Non-scheduled service	All services		Number	Percent of departures scheduled
1	COMMUNITY TOTAL BY CARRIER	UA---DOMESTIC	(CONT.)						
2			DC-8-62	169		169			
3			ALL TYPES	9671	73	9744	9786	9647	98.57
4		UR---DOMESTIC	PA-31/34/39	7		7			
5			SWEAR-METRO	279		279			
6			ALL TYPES	286		286	289	284	98.26
7		VL---DOMESTIC	PA-31/34/39	35		35			
8			EMBRAER	219		219			
9			ALL TYPES	254		254	255	252	98.82
10		WA---DOMESTIC	B-727-200	655	1	656			
11			ALL TYPES	655	1	656	656	654	99.69
12	COMMUNITY TOTAL	DOMESTIC	B-727-100	17079	45	17124			
13			B-727-200	47751	17	47768			
14			DC-10-10	1571	2	1573			
15			B-707-100B	1290		1290			
16			B-707-300B	387	3	390			
17			B-707-300C	418	8	426			
18			B-747	411	1	412			
19			*B-747	1		1			
20			B-727-100C/QC	3344		3344			
21			*B-727-100C/QC	3		3			
22			DC-8-62	371	2	373			
23			SSC COMCORDE	100		100			
24			DC-9-30	15071	11	15082			
25			DC-9-50	3667		3667			
26			DC-10-40	724		724			
27			B-747SP	3		3			
28			L-1011-500 TR	1		1			
29			B-737-100/200	9686	27	9713			
30			DC-9-10	1822		1822			
31			L-1011	654		654			
32			DC-8-50	17		17			
33			DC-8-61	940	13	953			
34			BH-99	254		254			
35			N-262	990		990			
36			F-28-4000/600	223		223			
37			BAC-111-200	5010		5010			
38			EMBRAER	1322	200	1522			
39			DC-9-15F	317		317			
40			PA-31/34/39	145	20	165			
41			F-27 SERIES	44		44			
42			YS-11	4080	9	4089			
43			SWEAR-METRO	279		279			
44			ALL TYPES	117975	358	118333	116969	115045	98.35
45		INTERNATIONAL	B-727-100	109		109			
46			B-707-300B	75	31	106			
47			B-707-300C	80	3	83			
48			DC-8-62	86	1	87			
49			B-727-200	2		2			
50			B-747	316		316			
51			*B-747	2		2			
52			B-747SP	3		3			
53			L-1011	178		178			
54			ALL TYPES	851	35	886	842	831	98.69
55		TOTAL	B-727-100	17188	45	17233			
56			B-727-200	47753	17	47770			
57			DC-10-10	1571	2	1573			
58			B-707-100B	1290		1290			
59			B-707-300B	462	34	496			
60			B-707-300C	498	11	509			
61			B-747	727	1	728			
62			*B-747	3		3			
63			B-727-100C/QC	3344		3344			
64			*B-727-100C/QC	3		3			
65			DC-8-62	457	3	460			
66			SSC COMCORDE	100		100			
67			DC-9-30	15071	11	15082			
68			DC-9-50	3667		3667			
69			DC-10-40	724		724			
70			B-747SP	6		6			
71			L-1011-500 TR	1		1			
72			B-737-100/200	9686	27	9713			
73			DC-9-10	1822		1822			
74			L-1011	832		832			
75			DC-8-50	17		17			
76			DC-8-61	940	13	953			
77			BH-99	254		254			
78			N-262	990		990			
79			F-28-4000/600	223		223			
80			BAC-111-200	5010		5010			
81			EMBRAER	1322	200	1522			
82			DC-9-15F	317		317			
83			PA-31/34/39	145	20	165			
84			F-27 SERIES	44		44			
85			YS-11	4080	9	4089			
86			SWEAR-METRO	279		279			
87			ALL TYPES	118826	393	119219	117811	115876	98.35
88	FLORIDA								
89	DAYTONA BEACH (DAYTONA BEACH REGIONAL)	DL---DOMESTIC	DC-9-30	1112		1112			
90			B-727-200	188		188			
91			DC-8-50	9		9			
92			DC-8-61	1		1			
93			ALL TYPES	1310		1310	1311	1309	99.84
94		EA---DOMESTIC	DC-9-30	2203		2203			
95			DC-9-50	883		883			
96			B-727-100	603		603			
97			B-727-100C/QC	304		304			
98			B-727-200	2012		2012			
99			A-300B	3		3			
100			ALL TYPES	6010		6010	6037	5972	98.92
101			181						

**TABLE 7
AIRCRAFT DEPARTURES SCHEDULED AND AIRCRAFT DEPARTURES PERFORMED,
BY TYPE OF OPERATION, BY AIRCRAFT TYPE, BY COMMUNITY, AND BY CARRIER
12 MONTHS ENDED DECEMBER 31, 1980**

Line No.	Area, state or country Community (Airport name)	Carrier and type of operation	Type of aircraft	Total departures performed			Departures scheduled	Scheduled departures completed	
				Scheduled service	Non-scheduled service	All services		Number	Percent of departures scheduled
				4	5	6	7	8	9
1	DAYTONA BEACH REGIONAL	(CCNT.)							
2		OH---DOMESTIC	B-737-100/200	190	3	193			
3			DC-9-10	66		66			
4			ALL TYPES	256	3	259	257	256	98.83
5	COMMUNITY TOTAL	DOMESTIC							
6			DC-9-30	3315		3315			
7			B-727-200	2200		2200			
8			DC-8-50	9		9			
9			DC-8-61	1		1			
10			DC-9-50	883		883			
11			B-727-100	603		603			
12			B-727-100C/QC	306		306			
13			A-300B	3		3			
14			B-737-100/200	190	3	193			
15			DC-9-10	66		66			
16			ALL TYPES	7576	3	7579	7605	7535	99.07
17	EGLIN AIR FORCE BASE (EGLIN AFB)	RC---DOMESTIC							
18			CV-580	1		1			
19			DC-9-10	1547		1547			
20			DC-9-30	975		975			
21			DC-9-50	793		793			
22			ALL TYPES	3316		3316	3345	3276	97.93
23	FORT MYERS (PAGE FIELD)	DL---DOMESTIC							
24			DC-9-30	532		532			
25			B-727-200	813		813			
26			ALL TYPES	1345		1345	1342	1339	99.77
27		EA---DOMESTIC							
28			B-727-100	616		616			
29			B-727-100C/QC	323		323			
30			B-727-200	2141		2141			
31			DC-9-30	600		600			
32			DC-9-50	77		77			
33			ALL TYPES	3757		3757	3788	3749	98.97
34		NH---DOMESTIC							
35			B-727-100	363		363			
36			B-727-200	640		640			
37			ALL TYPES	1003		1003	1044	1003	96.07
38		PA---DOMESTIC							
39			B-727-100	1181		1181			
40			B-727-200	1030		1030			
41			ALL TYPES	2211		2211	2262	2203	97.39
42		OH---DOMESTIC							
43			C-402/402A	2		2			
44			DC-3/C-47	28		28			
45			DM 114	3		3			
46			DHC-6	2		2			
47			B-737-100/200	1	1	1			
48			CASA 212	187		187			
49			ALL TYPES	222	1	223	224	222	99.10
50		TH---DOMESTIC							
51			B-727-100C/QC	22		22			
52			B-727-200	539		539			
53			B-727-100	84		84			
54			ALL TYPES	645		645	651	644	98.92
55		UA---DOMESTIC							
56			B-727-100	841	2	843			
57			B-727-200	375		375			
58			B-737-100/200	1		1			
59			ALL TYPES	1217	2	1219	1157	1153	99.65
60	COMMUNITY TOTAL	DOMESTIC							
61			DC-9-30	1132		1132			
62			B-727-200	5538		5538			
63			B-727-100	3085	2	3087			
64			B-727-100C/QC	345		345			
65			DC-9-50	77		77			
66			C-402/402A	2		2			
67			DC-3/C-47	28		28			
68			DM 114	3		3			
69			DHC-6	2		2			
70			B-737-100/200	1	1	1			
71			CASA 212	187		187			
72			ALL TYPES	10400	3	10403	10468	10313	98.51
73	GAINESVILLE (GAINESVILLE MUNI)	EA---DOMESTIC							
74			DC-9-30	452		452			
75			DC-9-50	931		931			
76			B-727-100	331		331			
77			B-727-100C/QC	143		143			
78			B-727-200	338		339			
79			ALL TYPES	2195	1	2196	2194	2189	99.77
80		OH---DOMESTIC							
81			B-737-100/200	575		575			
82			DC-9-10	224		224			
83			ALL TYPES	799		799	805	794	98.63
84	COMMUNITY TOTAL	DOMESTIC							
85			DC-9-30	452		452			
86			DC-9-50	931		931			
87			B-727-100	331		331			
88			B-727-100C/QC	143		143			
89			B-727-200	338	1	339			
90			B-737-100/200	575		575			
91			DC-9-10	224		224			
92			ALL TYPES	2994	1	2995	2999	2983	99.46
93	JACKSONVILLE (JACKSONVILLE INTERNATIONAL)	BN---DOMESTIC							
94			B-727-200	719	3	722			
95			B-727-100C/QC	57		57			
96			B-727-100	34		34			
97			ALL TYPES	810	3	813	813	810	99.63
98		DL---DOMESTIC							
99			B-727-200	2592	1	2593			
100			L-1011	1146		1146			
101			DC-8-50	31		31			
102			DC-8-61	855		855			
103			DC-9-30	3		3			
104			ALL TYPES	4627	1	4628	4622	4606	99.65
105		EA---DOMESTIC							
106			DC-9-30	3267		3267			
107			DC-8-50	1282		1282			
108			A-300B	301		301			
109			182						

TABLE 7
AIRORAFT DEPARTURES SCHEDULED AND AIRORAFT DEPARTURES PERFORMED,
BY TYPE OF OPERATION, BY AIRCRAFT TYPE, BY COMMUNITY, AND BY CARRIER
12 MONTHS ENDED DECEMBER 31, 1980

Line No.	Area, state or country Community (Airport name)	Carrier and type of operation	Type of aircraft	Total departures performed			Departures scheduled	Scheduled departures completed		
				Scheduled service	Non-scheduled service	All services		Number	Percent of departures scheduled	
1	2	3	4	5	6	7	8	9		
1	JACKSONVILLE INTERNATIONAL	EA---DOMESTIC	(COMT-J)							
2			EURO AIRBUS 3	1		1				
3			B-727-100	972		972				
4			B-727-100C/QC	524		524				
5			B-727-200	614		614				
6			L-1011	66		66				
7			ALL TYPES	7027		7027		7075	6984	98.71
8										
9			EA---INTERNATIONAL	B-727-200	1		1			
10				ALL TYPES	1		1			
11										
12			EA---TOTAL	DC-9-30	3267		3267			
13				DC-9-50	1282		1282			
14				A-300B	301		301			
15				EURO AIRBUS 3	1		1			
16				B-727-100	972		972			
17				B-727-100C/QC	524		524			
18				B-727-200	615		615			
19				L-1011	66		66			
20				ALL TYPES	7028		7028			
21								7075	6984	98.71
22			PA---DOMESTIC	B-727-100	752		752			
23				B-727-200	592		592			
24				DC-10-10	1		3			
25				ALL TYPES	1345	2	1347	1356	1334	98.37
26										
27			QH---DOMESTIC	B-737-100/200	1668	7	1675			
28				DC-9-10	1059		1059			
29				DC-10-10	1		1			
30				ALL TYPES	2727	8	2735	2780	2718	97.76
31										
32			RC---DOMESTIC	DC-9-10	72		72			
33				DC-9-30	632		632			
34				DC-9-50	42		42			
35				ALL TYPES	746		746	764	740	96.85
36										
37	COMMUNITY TOTAL	DOMESTIC	B-727-200	4517	4	4521				
38			B-727-100C/QC	581		581				
39			B-727-100	1758		1758				
40			L-1011	1212		1212				
41			DC-8-50	31		31				
42			DC-8-61	855		855				
43			DC-9-30	3902		3902				
44			DC-9-50	1324		1324				
45			A-300B	301		301				
46			EURO AIRBUS 3	1		1				
47			DC-10-10	1	3	4				
48			B-737-100/200	1668	7	1675				
49			DC-9-10	1131		1131				
50			ALL TYPES	17282	14	17296	17410	17192	98.74	
51										
52		INTERNATIONAL	B-727-200	1		1				
53			ALL TYPES	1		1				
54										
55		TOTAL	B-727-200	4518	4	4522				
56			B-727-100C/QC	581		581				
57			B-727-100	1758		1758				
58			L-1011	1212		1212				
59			DC-8-50	31		31				
60			DC-8-61	855		855				
61			DC-9-30	3902		3902				
62			DC-9-50	1324		1324				
63			A-300B	301		301				
64			EURO AIRBUS 3	1		1				
65			DC-10-10	1	3	4				
66			B-737-100/200	1668	7	1675				
67			DC-9-10	1131		1131				
68			ALL TYPES	17283	14	17297	17410	17192	98.74	
69										
70	KEY WEST									
71	(KEY WEST INTERNATIONAL)	QH---DOMESTIC	DHC-3 OTTER	48		48				
72			PA-31/34/39	8		8				
73			B-737-100/200	1478	51	1529				
74			M-404	154		154				
75			DHC-6	14		14				
76			C-402/402A	1		1				
77			DC-3/C-47	12		12				
78			DH 114	1		1				
79			CASA 212	1		1				
80			ALL TYPES	1717	51	1768	1731	1706	98.55	
81										
82		QH---INTERNATIONAL	B-737-100/200	1		1				
83			ALL TYPES	1		1				
84										
85		QH---TOTAL	DHC-3 OTTER	48		48				
86			PA-31/34/39	8		8				
87			B-737-100/200	1479	51	1530				
88			M-404	154		154				
89			DHC-6	14		14				
90			C-402/402A	1		1				
91			DC-3/C-47	12		12				
92			DH 114	1		1				
93			CASA 212	1		1				
94			ALL TYPES	1718	51	1769	1731	1706	98.55	
95										
96	MARATHON									
97	(MARATHON FLIGHT STRIP)	QH---DOMESTIC	DHC-3 OTTER	440		440				
98			PA-31/34/39	75		75				
99			PISTON 2-ENG	94		94				
100			BARON(55 SER)	5		5				
101			DHC-6	517		517				
102			DC-3/C-47	123		123				
103			M-404	8		8				
104			DH 114	127		127				
105			C-402/402A	83		83				
106			CASA 212	120		120				
107			ALL TYPES	1592		1592	1489	1450	97.38	
108										
109	MELBOURNE									
110	(CAPE KENNEDY REGIONAL)	EA---DOMESTIC	DC-9-30	401		401				
111			DC-9-50	608		608				
112			B-727-100	468		468				

TABLE 7
AIRCRAFT DEPARTURES SCHEDULED AND AIRCRAFT DEPARTURES PERFORMED,
BY TYPE OF OPERATION, BY AIRCRAFT TYPE, BY COMMUNITY, AND BY CARRIER
12 MONTHS ENDED DECEMBER 31, 1980

Line No.	Area, state or country Community (Airport name)	Carrier and type of operation	Type of aircraft	Total departures performed			Departures scheduled	Scheduled departures completed	
				Scheduled service	Non-scheduled service	All services		Number	Percent of departures scheduled
1	2	3	4	5	6	7	8	9	
1	CAPE KENNEDY REGIONAL	EA---DOMESTIC	(CONT.)						
2			B-727-100C/QC	295		295			
3			B-727-200	1468		1468			
4			ALL TYPES	3230		3230	3271	3233	98.83
5		PA---DOMESTIC	B-727-100	346		346			
6			B-727-200	138		138			
7			ALL TYPES	484		484	490	481	98.16
8	COMMUNITY TOTAL	DOMESTIC	DC-9-30	401		401			
9			DC-9-50	408		408			
10			B-727-100	812		812			
11			B-727-100C/QC	295		295			
12			B-727-200	1606		1606			
13		ALL TYPES	3722		3722	3761	3714	98.75	
14	MIAMI/FT LAUDERDALE (FT. LAUDERDALE-HOLLYWOOD INTL)	BN---DOMESTIC	B-727-100	34		34			
15			B-727-100C/QC	40		40			
16			B-727-200	1224		1224			
17		ALL TYPES	1298		1298	1305	1297	99.30	
18		CO---DOMESTIC	B-727-100	230		230			
19			B-727-200	108		108			
20			ALL TYPES	338		338	339	338	99.70
21		DL---DOMESTIC	DC-9-30	59		59			
22			B-727-200	10248		10248			
23			L-1011	3073		3073			
24			DC-8-50	90		90			
25			DC-8-61	850		850			
26		ALL TYPES	14320		14320	14380	14274	99.26	
27		EA---DOMESTIC	DC-9-30	2000		2000			
28			DC-9-50	939		939			
29			A-300B	1009		1009			
30			EURO AIRBUS 3	11		11			
31			B-727-100	1868		1868			
32			B-727-100C/QC	872		872			
33			B-727-200	3681	2	3683			
34			L-1011	627		627			
35			ALL TYPES	11007	2	11009	11188	10939	97.77
36				EA---INTERNATIONAL	DC-9-30	242		242	
37	B-727-100C/QC	46				46			
38	B-727-100	67				67			
39	B-727-200	3			2	5			
40	DC-9-50	3				3			
41		ALL TYPES	361	2	363	361	360	99.72	
42		EA---TOTAL	DC-9-30	2242		2242			
43			DC-9-50	942		942			
44			A-300B	1009		1009			
45			EURO AIRBUS 3	11		11			
46			B-727-100	1935		1935			
47			B-727-100C/QC	918		918			
48			B-727-200	3684	4	3688			
49	L-1011	627		627					
50		ALL TYPES	11368	4	11372	11549	11299	97.83	
51		NW---DOMESTIC	B-727-200	542		542			
52			DC-10-40	375		375			
53			B-727-100	4		4			
54		ALL TYPES	921		921	966	920	95.23	
55		OZ---DOMESTIC	DC-9-10	67		67			
56			DC-9-30	716	3	719			
57			ALL TYPES	783	3	786	813	783	96.30
58		PA---DOMESTIC	B-727-100	1518		1518			
59			B-727-200	2034		2034			
60			DC-10-10	163		163			
61			DC-10-30	8		8			
62		ALL TYPES	3723		3723	3834	3695	96.37	
63		OH---DOMESTIC	B-737-100/200	1545	361	1906			
64			DC-9-10	734	326	1060			
65			DC-10-10	4		4			
66		ALL TYPES	2283	687	2970	2279	2231	97.89	
67		OH---INTERNATIONAL	B-737-100/200	96	193	289			
68			DC-9-10	46	16	62			
69			DC-10-10	6	2	8			
70			ALL TYPES	168	211	379	165	164	99.39
71		OH---TOTAL	B-737-100/200	1641	556	2195			
72			DC-9-10	800	342	1142			
73			DC-10-10	10	2	12			
74			ALL TYPES	2451	898	3349	2444	2395	97.99
75		RC---DOMESTIC	DC-9-10	726		726			
76			DC-9-30	998	7	1005			
77			DC-9-50	12		12			
78			ALL TYPES	1736	7	1743	1747	1718	98.34
79		TW---DOMESTIC	B-727-100	382		382			
80			B-727-100C/QC	121		121			
81			B-727-200	874		874			
82			L-1011	133		133			
83			B-707-100B	9		9			
84			B-707-300B	210		210			
85	B-707-500C	20		20					
86		ALL TYPES	1749		1749	1770	1746	98.64	
87		UA---DOMESTIC	B-727-100	1574	2	1576			
88			B-727-200	1251		1251			
89			DC-10-10	332		332			
90			DC-8-50	1		1			
91			DC-8-61	3	2	5			
92			B-737-100/200	37		37			
93	DC-8-62	1	1	2					
94		ALL TYPES	3198	5	3203	3217	3190	99.16	
95			184						

TABLE 7
AIRCRAFT DEPARTURES SCHEDULED AND AIRCRAFT DEPARTURES PERFORMED,
BY TYPE OF OPERATION, BY AIRCRAFT TYPE, BY COMMUNITY, AND BY CARRIER
12 MONTHS ENDED DECEMBER 31, 1980

Line No.	Area, state or country Community (Airport name)	Carrier and type of operation	Type of aircraft	Total departures performed			Departures scheduled	Scheduled departures completed	
				Scheduled service	Non-scheduled service	All service		Number	Percent of departures scheduled
1	2	3	4	5	6	7	8	9	
1	FT. LAUDERDALE-HOLLYWOOD INTL	(CCNT.)							
2		WA---DOMESTIC	DC-10-10	239		239			
3			ALL TYPES	239		239	260	238	91.53
4	AIRPORT TOTAL	DOMESTIC	B-727-100	5610	2	5612			
5			B-727-100C/QC	1033		1033			
6			B-727-200	19962	2	19964			
7			DC-9-30	3773	10	3783			
8			L-1011	3833		3833			
9			DC-8-50	91		91			
10			DC-8-61	853	2	855			
11			DC-9-50	954		954			
12			A-300B	1009		1009			
13			EURO AIRBUS 3	11		11			
14			DC-10-40	375		375			
15			DC-9-10	1527	326	1853			
16			DC-10-10	738		738			
17			DC-10-30	8		8			
18			B-737-100/200	1582	361	1943			
19			B-707-100B	9		9			
20			B-707-300B	210		210			
21			B-707-300C	20		20			
22			DC-8-62	1	1	2			
23			ALL TYPES	41595	704	42299	42098	41369	98.26
24		INTERNATIONAL	DC-9-30	242		242			
25			B-727-100C/QC	44		44			
26			B-727-100	67		67			
27			B-727-200	3	2	5			
28			DC-9-50	3		3			
29			B-737-100/200	96	193	289			
30			DC-9-10	66	2	68			
31			DC-10-10	6		6			
32			ALL TYPES	529	213	742	526	524	99.61
33		TOTAL	B-727-100	5677	2	5679			
34			B-727-100C/QC	1079		1079			
35			B-727-200	19965	4	19969			
36			DC-9-30	4015	10	4025			
37			L-1011	3833		3833			
38			DC-8-50	91		91			
39			DC-8-61	853	2	855			
40			DC-9-50	954		954			
41			A-300B	1009		1009			
42			EURO AIRBUS 3	11		11			
43			DC-10-40	375		375			
44			DC-9-10	1593	342	1935			
45			DC-10-10	744	2	746			
46			DC-10-30	8		8			
47			B-737-100/200	1678	554	2232			
48			B-707-100B	9		9			
49			B-707-300B	210		210			
50			B-707-300C	20		20			
51			DC-8-62	1	1	2			
52			ALL TYPES	42124	917	43041	42624	41893	98.28
53	(MIAMI INTERNATIONAL)	AA---DOMESTIC	B-727-100	356		356			
54			B-727-200	3		3			
55			B-707-100B	1		1			
56			B-707-300B	123	3	126			
57			B-707-300C	242	9	251			
58			ALL TYPES	725	12	737	737	724	98.23
59		AA---INTERNATIONAL	B-707-300B	129	1	130			
60			B-707-300C	265		265			
61			B-727-100	883		883			
62			ALL TYPES	1277	1	1278	1283	1276	99.45
63		AA---TOTAL	B-727-100	1239		1239			
64			B-727-200	3		3			
65			B-707-100B	1		1			
66			B-707-300B	252	4	256			
67			B-707-300C	507	9	516			
68			ALL TYPES	2002	13	2015	2020	2000	99.00
69		BN---DOMESTIC	B-727-100	16		16			
70			B-727-100C/QC	34		34			
71			B-727-200	2093	5	2098			
72			B-747	3	1	4			
73			DC-8-50	30		30			
74			DC-8-62	273	4	277			
75			B-747SP	3		3			
76			ALL TYPES	2452	10	2462	2448	2430	99.26
77		BN---INTERNATIONAL	B-727-200	509	7	516			
78			B-747	49		49			
79			DC-8-50	7		7			
80			DC-8-62	1066	58	1124			
81			B-747SP	27		27			
82			ALL TYPES	1658	65	1723	1632	1627	99.69
83		BN---TOTAL	B-727-100	16		16			
84			B-727-100C/QC	34		34			
85			B-727-200	2602	12	2614			
86			B-747	52	1	53			
87			DC-8-50	37		37			
88			DC-8-62	1339	62	1401			
89			B-747SP	30		30			
90			ALL TYPES	4110	75	4185	4080	4057	99.43
91		CO---DOMESTIC	B-727-100	935		935			
92			B-727-200	1535		1535			
93			DC-10-10	1		1			
94			ALL TYPES	2471		2471	2497	2468	98.83
95		DL---DOMESTIC	DC-9-30	728		728			
96			B-727-200	7521	2	7523			
97			L-1011	1980		1980			
98			DC-8-50	73	2	75			
99			DC-8-61	1128		1128			
100			L-1011-500 TR	1		1			
101			ALL TYPES	11431	4	11435	11453	11388	99.43
102			100						

TABLE 7
AIRCRAFT DEPARTURES SCHEDULED AND AIRCRAFT DEPARTURES PERFORMED,
BY TYPE OF OPERATION, BY AIRCRAFT TYPE, BY COMMUNITY, AND BY CARRIER
12 MONTHS ENDED DECEMBER 31, 1980

Line No.	Aircraft community (Airport name)	Carrier and type of operation	Type of aircraft	Total departures performed			Departures scheduled	Scheduled departures completed	
				Scheduled service	Nonscheduled service	All services		Number	Percent of departures scheduled
1	MIAMI INTERNATIONAL	(CENT.)							
2		DL---INTERNATIONAL	L-1011	680		680			
3			DC-8-50	1		1			
4			ALL TYPES	681		681	684	679	99.26
5		DL---CTAL	DC-9-30	728		728			
6			B-727-200	7521	2	7523			
7			L-1011	2660		2660			
8			DC-8-50	74	2	76			
9			DC-8-61	1128		1128			
10			L-1011-500 TR	1		1			
11			ALL TYPES	12112	4	12116	12137	12067	99.42
12		EA---DOMESTIC	DC-9-30	4890		4890			
13			DC-9-50	1842		1842			
14			A-300B	1823		1823			
15			EURO AIRBUS 3	6		6			
16			B-727-100	4556	2	4558			
17			B-727-100C/QC	2046		2046			
18			B-727-200	8055	9	8064			
19			L-1011	4650	2	4652			
20			ALL TYPES	27868	13	27881	28221	27704	98.16
21		EA---INTERNATIONAL	DC-9-30	359		359			
22			DC-9-50	122		122			
23			A-300B	411		411			
24			B-727-100	1873		1873			
25			B-727-100C/QC	488	1	489			
26			B-727-200	1814	14	1828			
27			L-1011	2605		2605			
28			ALL TYPES	7672	15	7687	7692	7545	98.08
29		EA---TOTAL	DC-9-30	5249		5249			
30			DC-9-50	1964		1964			
31			A-300B	2234		2234			
32			EURO AIRBUS 3	6		6			
33			B-727-100	6429	2	6431			
34			B-727-100C/QC	2534	1	2535			
35			B-727-200	9869	23	9892			
36			L-1011	7255	2	7257			
37			ALL TYPES	35540	28	35568	35913	35249	98.15
38		FI---DOMESTIC	*DC-8-61	110		110			
39			*DC-8-63F	76		76			
40			ALL TYPES	186		186	188	184	97.87
41		NW---DOMESTIC	B-727-100	164		164			
42			B-727-200	713	2	715			
43			DC-10-40	428		428			
44			B-747	116		116			
45			ALL TYPES	1421	2	1423	1435	1412	98.39
46		CZ---DOMESTIC	DC-9-10	77		77			
47			DC-9-30	860	34	894			
48			ALL TYPES	937	34	971	1004	937	93.32
49		PA---DOMESTIC	B-727-100	4294	7	4301			
50			B-727-200	5865	2	5867			
51			DC-10-10	2817	32	2849			
52			DC-10-30	256	11	267			
53			B-707-300B	126	3	129			
54			B-747	339	1	340			
55			*B-747	30		30			
56			L-1011-500 TR	1		1			
57			B-747SP	44		44			
58			ALL TYPES	13772	56	13828	14030	13661	97.36
59		PA---INTERNATIONAL	DC-10-30	681	35	716			
60			B-707-300B	593	16	609			
61			DC-10-10	207	2	209			
62			B-727-200	428	1	429			
63			B-727-100	973		973			
64			B-747	911		911			
65			*B-747	400	10	410			
66			L-1011-500 TR	68		68			
67			B-747SP	75		75			
68			ALL TYPES	4336	64	4400	4334	4197	96.83
69		PA---TOTAL	B-727-100	5267	7	5274			
70			B-727-200	6293	3	6296			
71			DC-10-10	3024	34	3058			
72			DC-10-30	937	46	983			
73			B-707-300B	719	19	738			
74			B-747	1250	1	1251			
75			*B-747	430	10	440			
76			L-1011-500 TR	69		69			
77			B-747SP	119		119			
78			ALL TYPES	18108	120	18228	18364	17856	97.24
79		PI---DOMESTIC	B-737-100/200	1057	7	1064			
80			B-727-100	6		6			
81			ALL TYPES	1057	13	1070	1067	1057	99.06
82		QH---DOMESTIC	DHC-3 QTRER	304		304			
83			PA-31/34/39	69		69			
84			PISTON 2-ENG	84		84			
85			B-737-100/200	6584	450	7034			
86			DC-9-10	1652	194	1846			
87			DC-10-10	29	48	77			
88			BARON 55 SER 1	2		2			
89			H-404	165		165			
90			DHC-6	497		497			
91			DC-3/C-47	148		148			
92			DH 114	128		128			
93			C-402/402A	84		84			
94			CASA 212	209		209			
95			ALL TYPES	9955	692	10647	9921	9705	97.82
96		QH---INTERNATIONAL	DC-10-10	37	130	167			
97			B-737-100/200	1318	160	1478			
98			DC-9-10	76	56	132			
99			ALL TYPES	1431	346	1777	1435	1377	95.95
100			186						

TABLE 7
AIRCRAFT DEPARTURES SCHEDULED AND AIRCRAFT DEPARTURES PERFORMED,
BY TYPE OF OPERATION, BY AIRCRAFT TYPE, BY COMMUNITY, AND BY CARRIER
12 MONTHS ENDED DECEMBER 31, 1980

L i n e No.	Area, state or country Community (Airport name)	Carrier and type of operation	Type of aircraft	Total departures performed			Departures scheduled	Scheduled departures completed			
				Scheduled service	Nonscheduled service	All services		Number	Percent of departures scheduled		
	1	2	3	4	5	6	7	8	9		
1	MIAMI INTERNATIONAL	ICENT. I QH---TOTAL	DHC-3 OTTER	304		304					
2			PA-31/34/39	69		69					
3			PISTON 2-ENG	84		84					
4			B-737-100/200	7902	610	8512					
5			DC-9-10	1728	250	1978					
6			DC-10-10	66	178	244					
7			BARDON155 SER1	2		2					
8			M-404	165		165					
9			DHC-6	497		497					
10			DC-3/C-47	148		148					
11			DH 114	128		128					
12			C-402/402A	84		84					
13			CASA 212	209		209					
14			ALL TYPES	11386	1038	12424		11356	11082	97.58	
15											
16											
17				RC---DOMESTIC	DC-9-10	2307		2307			
18					DC-9-30	1948		1948			
19					DC-9-50	289	1	290			
20					ALL TYPES	4544	1	4545	4568	4505	98.62
21											
22				RD---DOMESTIC	*B-727-100C/QC	24	1	25			
23					*DC-8-10	28		28			
24					*DC-8-50F	131	1	132			
25					*DC-8-63F	53		53			
26					ALL TYPES	236	2	238	191	162	84.81
27											
28				RD---INTERNATIONAL	*B-727-100C/QC	24	5	29			
29					*DC-8-10	6		6			
30					*DC-8-50F	425	36	461			
31					*DC-8-63F	171	48	219			
32					DC-8-63F	1		1			
33					ALL TYPES	626	90	716	695	544	77.98
34											
35				RD---TOTAL	*B-727-100C/QC	48	6	54			
36					*DC-8-10	34		34			
37					*DC-8-50F	556	37	593			
38					*DC-8-63F	224	48	272			
39					DC-8-63F	1		1			
40					ALL TYPES	862	92	954	886	704	79.45
41											
42				TW---DOMESTIC	B-727-100	395		395			
43					B-727-100C/QC	135		135			
44					B-727-200	1305		1305			
45					L-1011	573		573			
46					B-707-100B	320		320			
47					B-707-300B	304	1	305			
48					B-707-300C	29		29			
49					ALL TYPES	3061	1	3062	3082	3042	98.73
50											
51				UA---DOMESTIC	B-727-100	1495	6	1501			
52					B-727-200	1287	3	1290			
53					DC-10-10	241		241			
54					DC-8-61	5	63	68			
55					B-737-100/200	6		6			
56					ALL TYPES	3034	72	3106	3064	3026	98.75
57											
58				WA---DOMESTIC	DC-10-10	780	1	781			
59					B-707-300C	2		2			
60					ALL TYPES	782	1	783	811	782	96.47
61											
62				WA---INTERNATIONAL	DC-10-10	72		72			
63					ALL TYPES	72		72	72	72	100.00
64											
65				WA---TOTAL	DC-10-10	852	1	853			
66					B-707-300C	2		2			
67					ALL TYPES	854	1	855	883	854	98.71
68											
69	AIRPORT TOTAL	DOMESTIC	B-727-100	12211	21	12232					
70			B-727-200	28377	23	28400					
71			B-707-100B	321		321					
72			B-737-300B	553	7	560					
73			B-707-300C	273	9	282					
74			B-727-100C/QC	2215		2215					
75			B-747	458	2	460					
76			DC-8-50	103	2	105					
77			DC-8-62	273	4	277					
78			B-747SP	47		47					
79			DC-10-10	3868	81	3949					
80			DC-9-30	8426	34	8460					
81			L-1011	7203	2	7205					
82			DC-8-61	1133	63	1196					
83			L-1011-500 TR	2		2					
84			DC-9-50	2131	1	2132					
85			A-300B	1823		1823					
86			EURO AIRBUS 3	6		6					
87			*DC-8-61	110		110					
88			*DC-8-63F	129		129					
89			DC-10-40	428		428					
90			DC-9-10	4036	194	4230					
91			DC-10-30	256	11	267					
92			*B-747	30		30					
93			B-737-100/200	7647	457	8104					
94			DHC-3 OTTER	304		304					
95			PA-31/34/39	69		69					
96			PISTON 2-ENG	84		84					
97			BARDON155 SER1	2		2					
98			M-404	165		165					
99			DHC-6	497		497					
100			DC-3/C-47	148		148					
101			DH 114	128		128					
102			C-402/402A	84		84					
103			CASA 212	209		209					
104			*B-727-100C/QC	24	1	25					
105			*DC-8-10	28		28					
106			*DC-8-50F	131	1	132					
107			ALL TYPES	83932	913	84845	84717	83187	98.14		
108											
109		INTERNATIONAL	B-707-300B	722	17	739					
110			B-707-300C	265		265					
111			B-727-100	3729		3729					
112			B-727-200	2751	22	2773					

TABLE 7
AIRCRAFT DEPARTURES SCHEDULED AND AIRCRAFT DEPARTURES PERFORMED,
BY TYPE OF OPERATION, BY AIRCRAFT TYPE, BY COMMUNITY, AND BY CARRIER
12 MONTHS ENDED DECEMBER 31, 1980

Line No.	Area, state or country Community (Airport name)	Carrier and type of operation	Type of aircraft	Total departures performed			Departures scheduled	Scheduled departures completed	
				Scheduled service	Non-scheduled service	All services		Number	Percent of departures scheduled
1	2	3	4	5	6	7	8	9	
1	AIRPORT TOTAL	INTERNATIONAL	(CONT.)						
2			B-747	960		960			
3			DC-8-50	8		8			
4			DC-8-62	1066	58	1124			
5			B-747SP	102		102			
6			L-1011	3285		3285			
7			DC-9-30	359		359			
8			DC-9-50	122		122			
9			A-300B	411		411			
10			B-727-100C/QC	488	1	489			
11			DC-10-30	681	35	716			
12			DC-10-10	316	132	448			
13			*B-747	400	10	410			
14			L-1011-500 TR	68		68			
15			B-737-100/200	1318	160	1478			
16			DC-9-10	76	56	132			
17			*B-727-100C/QC	24	5	29			
18			*DC-8-10	6		6			
19			*DC-8-50F	425	36	461			
20			*DC-8-63F	171	48	219			
21			DC-8-63F	1		1			
22			ALL TYPES	17753	581	18334	17827	17315 97.12	
23		TOTAL	B-727-100	15940	21	15961			
24			B-727-200	31128	45	31173			
25			B-707-100B	321		321			
26			B-707-300B	1275	24	1299			
27			B-707-300C	538	9	547			
28			B-727-100C/QC	2703	1	2704			
29			B-747	1418	2	1420			
30			DC-8-50	111	2	113			
31			DC-8-62	1339	62	1401			
32			B-747SP	149		149			
33			DC-10-10	4184	213	4397			
34			DC-9-30	8785	34	8819			
35			L-1011	10488	2	10490			
36			DC-8-61	1133	63	1196			
37			L-1011-500 TR	70		70			
38			DC-9-50	2253	1	2254			
39			A-300R	2234		2234			
40			EURO AIRBUS 3	6		6			
41			*DC-8-61	110		110			
42			*DC-8-63F	300	48	348			
43			DC-10-40	428		428			
44			DC-9-10	4112	250	4362			
45			DC-10-30	937	46	983			
46			*B-747	430	10	440			
47			B-737-100/200	8965	617	9582			
48			DHC-3 DHTER	304		304			
49			PA-31/34/39	69		69			
50			PISTON 2-ENG	84		84			
51			BARON(55 SER)	2		2			
52			M-404	165		165			
53			DHC-6	497		497			
54			DC-3/C-47	148		148			
55			DH 114	128		128			
56			C-402/402A	84		84			
57			CASA 212	209		209			
58			*B-727-100C/QC	48	6	54			
59			*DC-8-10	34		34			
60			*DC-8-50F	556	37	593			
61			DC-8-63F	1		1			
62			ALL TYPES	101685	1494	103179	102544	100502 98.00	
63	COMMUNITY TOTAL BY CARRIER	AA---DOMESTIC	B-727-100	356		356			
64			B-727-200	3		3			
65			B-707-100B	1		1			
66			B-707-300B	123	3	126			
67			B-707-300C	242	9	251			
68			ALL TYPES	725	12	737	737	724 98.23	
69		AA---INTERNATIONAL	B-727-100	883		883			
70			B-707-300B	129	1	130			
71			B-707-300C	265		265			
72			ALL TYPES	1277	1	1278	1283	1276 99.45	
73		AA---TOTAL	B-727-100	1239		1239			
74			B-727-200	3		3			
75			B-707-100B	1		1			
76			B-707-300B	252	4	256			
77			B-707-300C	507	9	516			
78			ALL TYPES	2002	13	2015	2020	2000 99.00	
79		BN---DOMESTIC	B-727-100	50		50			
80			B-727-100C/QC	74		74			
81			B-727-200	3317	5	3322			
82			B-747	3	1	4			
83			B-747SP	3		3			
84			DC-8-50	30		30			
85			DC-8-62	273	4	277			
86			ALL TYPES	3750	10	3760	3753	3727 99.30	
87		BN---INTERNATIONAL	B-727-200	509	7	516			
88			B-747	49		49			
89			B-747SP	27		27			
90			DC-8-50	7		7			
91			DC-8-62	1064	58	1124			
92			ALL TYPES	1658	65	1723	1632	1627 99.69	
93		BN---TOTAL	B-727-100	50		50			
94			B-727-100C/QC	74		74			
95			B-727-200	3826	12	3838			
96			B-747	52	1	53			
97			B-747SP	30		30			
98			DC-8-50	37		37			
99			DC-8-62	1339	62	1401			
100			ALL TYPES	5408	75	5483	5385	5354 99.42	
101		CO---DOMESTIC	B-727-100	1165		1165			
102			B-727-200	1643		1643			
103			DC-10-10	1		1			
104			ALL TYPES	2809		2809	2836	2806 98.94	

**TABLE 7
 AIRCRAFT DEPARTURES SCHEDULED AND AIRCRAFT DEPARTURES PERFORMED,
 BY TYPE OF OPERATION, BY AIRCRAFT TYPE, BY COMMUNITY, AND BY CARRIER
 12 MONTHS ENDED DECEMBER 31, 1980**

Line No.	Aircraft community (Airport name)	Carrier and type of operation	Type of aircraft	Total departures performed			Departures scheduled	Scheduled departures completed	
				Scheduled service	Nonscheduled service	All services		Number	Percent of departures scheduled
1	2	3	4	5	6	7	8	9	
1	COMMUNITY TOTAL BY CARRIER		(CCNT.)						
2		DL---DOMESTIC	DC-9-30	787		787			
3			B-727-200	17769	2	17771			
4			L-1011	5053		5053			
5			L-1011-500 TR	1		1			
6			DC-8-50	163	2	165			
7			DC-8-61	1978		1978			
8			ALL TYPES	25751	4	25755	25833	25662	99.33
9		DL---INTERNATIONAL	L-1011	680		680			
10			DC-8-50	1		1			
11			ALL TYPES	681		681	684	679	99.26
12		DL---TOTAL	DC-9-30	787		787			
13			B-727-200	17769	2	17771			
14			L-1011	5733		5733			
15			L-1011-500 TR	1		1			
16			DC-8-50	164	2	166			
17			DC-8-61	1978		1978			
18			ALL TYPES	26432	4	26436	26517	26341	99.33
19		EA---DOMESTIC	DC-9-30	6890		6890			
20			DC-9-50	2781		2781			
21			A-300B	2832		2832			
22			EURO AIRBUS 3	17		17			
23			B-727-100	6424	2	6426			
24			B-727-100C/QC	2918		2918			
25			B-727-200	11736	11	11747			
26			L-1011	5277	2	5279			
27			ALL TYPES	38875	15	38890	39409	38643	98.05
28		EA---INTERNATIONAL	DC-9-30	601		601			
29			DC-9-50	125		125			
30			A-300B	411		411			
31			B-727-100	1940		1940			
32			B-727-100C/QC	534	1	535			
33			B-727-200	1817	16	1833			
34			L-1011	2605		2605			
35			ALL TYPES	6033	17	6050	6053	7905	98.16
36		EA---TOTAL	DC-9-30	7491		7491			
37			DC-9-50	2906		2906			
38			A-300B	3243		3243			
39			EURO AIRBUS 3	17		17			
40			B-727-100	8364	2	8366			
41			B-727-100C/QC	3452	1	3453			
42			B-727-200	13553	27	13580			
43			L-1011	7882	2	7884			
44			ALL TYPES	46908	32	46940	47462	46548	98.07
45		FI---DOMESTIC	*DC-8-61	110		110			
46			*DC-8-63F	76		76			
47			ALL TYPES	186		186	188	184	97.87
48		NW---DOMESTIC	B-727-100	168		168			
49			B-727-200	1255	2	1257			
50			DC-10-40	803		803			
51			B-747	116		116			
52			ALL TYPES	2342	2	2344	2401	2332	97.12
53		CZ---DOMESTIC	DC-9-13	144		144			
54			DC-9-30	1576	37	1613			
55			ALL TYPES	1720	37	1757	1817	1720	94.66
56		PA---DOMESTIC	B-727-100	5812	7	5819			
57			B-727-200	7899	2	7901			
58			DC-10-10	2980	32	3012			
59			DC-10-30	264	11	275			
60			L-1011-500 TR	1		1			
61			B-707-300B	126	3	129			
62			B-747	339	1	340			
63			*B-747	30		30			
64			B-747SP	44		44			
65			ALL TYPES	17495	56	17551	17864	17356	97.15
66		PA---INTERNATIONAL	B-727-100	973		973			
67			B-727-200	428	1	429			
68			DC-10-10	207	2	209			
69			DC-10-30	681	35	716			
70			L-1011-500 TR	68		68			
71			B-707-300B	593	16	609			
72			B-747	911		911			
73			*B-747	600	10	610			
74			B-747SP	75		75			
75			ALL TYPES	4336	64	4400	4334	4197	96.83
76		PA---TOTAL	B-727-100	6785	7	6792			
77			B-727-200	8327	3	8330			
78			DC-10-10	3187	34	3221			
79			DC-10-30	945	46	991			
80			L-1011-500 TR	69		69			
81			B-707-300B	719	19	738			
82			B-747	1250	1	1251			
83			*B-747	430	10	440			
84			B-747SP	119		119			
85			ALL TYPES	21831	120	21951	22198	21553	97.09
86		PI---DOMESTIC	B-737-100/200	1057		1064			
87			B-727-100	6		6			
88			ALL TYPES	1057	13	1070	1067	1057	99.06
89		QH---DOMESTIC	DHC-3 QTER	304		304			
90			BARON(55 SER)	2		2			
91			C-402/402A	84		84			
92			DC-3/C-47	148		148			
93			*A-04	165		165			
94			PA-31/34/39	49		49			
95			PISTON 2-ENG	84		84			
96			DM 114	128		128			
97			CASA 212	209		209			
98			DHC-6	497		497			
99			B-737-100/200	8129	811	8940			
100			109						

TABLE 7
AIRCRAFT DEPARTURES SCHEDULED AND AIRCRAFT DEPARTURES PERFORMED,
BY TYPE OF OPERATION, BY AIRCRAFT TYPE, BY COMMUNITY, AND BY CARRIER
12 MONTHS ENDED DECEMBER 31, 1980

Line No.	Area, state or country Community (Airport name)	Carrier and type of operation	Type of aircraft	Total departures performed			Departures scheduled	Scheduled departures completed	
				Scheduled service	Nonscheduled service	All services		Number	Percent of departures scheduled
	1	2	3	4	5	6	7	8	9
1	COMMUNITY TOTAL BY CARRIER	QH---DOMESTIC	(CONT.)						
2			DC-9-10	2386	520	2906			
3			DC-10-10	33	48	81			
4			ALL TYPES	12238	1379	13617	12200	11936	97.83
5		QH---INTERNATIONAL	B-737-100/200	1414	353	1767			
6			DC-9-10	142	72	214			
7			DC-10-10	43	132	175			
8			ALL TYPES	1599	557	2156	1600	1541	96.31
9		QH---TOTAL	DHC-3 OTTER	304		304			
10			BARON155 SER1	2		2			
11			C-402/402A	84		84			
12			DC-3/C-47	148		148			
13			M-404	165		165			
14			PA-31/34/39	69		69			
15			PISTON 2-ENG	84		84			
16			DH 114	128		128			
17			CASA 212	209		209			
18			DHC-6	497		497			
19			B-737-100/200	9543	1164	10707			
20			DC-9-10	2528	592	3120			
21			DC-10-10	76	180	256			
22			ALL TYPES	13837	1936	15773	13800	13477	97.65
23		RC---DOMESTIC	DC-9-10	3033		3033			
24			DC-9-30	2946	7	2953			
25			DC-9-50	301	1	302			
26			ALL TYPES	6280	8	6288	6315	6223	98.54
27		RD---DOMESTIC	*B-727-100C/QC	24	1	25			
28			*DC-8-10	28		28			
29			*DC-8-50F	131	1	132			
30			*DC-8-63F	53		53			
31			ALL TYPES	236	2	238	191	162	84.81
32		RD---INTERNATIONAL	*B-727-100C/QC	24	5	29			
33			*DC-8-10	6		6			
34			*DC-8-50F	425	36	461			
35			DC-8-63F	1		1			
36			*DC-8-63F	171	48	219			
37			ALL TYPES	626	90	716	695	542	77.98
38		RD---TOTAL	*B-727-100C/QC	48	6	54			
39			*DC-8-10	34		34			
40			*DC-8-50F	556	37	593			
41			DC-8-63F	1		1			
42			*DC-8-63F	224	48	272			
43			ALL TYPES	862	92	954	886	704	79.45
44		TN---DOMESTIC	B-727-100	777		777			
45			B-727-100C/QC	256		256			
46			B-727-200	2179		2179			
47			L-1011	706		706			
48			B-707-100B	329		329			
49			B-707-300B	514	1	515			
50			B-707-300C	49		49			
51			ALL TYPES	4810	1	4811	4852	4788	98.63
52		UA---DOMESTIC	B-737-100/200	43		43			
53			B-727-100	3069	8	3077			
54			B-727-200	2538	3	2541			
55			DC-10-10	573		573			
56			DC-8-50	1		1			
57			DC-8-61	8	65	73			
58			DC-8-62	1		1			
59			ALL TYPES	6232	77	6309	6281	6216	98.96
60		WA---DOMESTIC	DC-10-10	1019	1	1020			
61			B-707-300C	2		2			
62			ALL TYPES	1021	1	1022	1071	1020	95.23
63		WA---INTERNATIONAL	DC-10-10	72		72			
64			ALL TYPES	72		72	72	72	100.00
65		WA---TOTAL	DC-10-10	1091	1	1092			
66			B-707-300C	2		2			
67			ALL TYPES	1093	1	1094	1143	1092	95.53
68	COMMUNITY TOTAL	DOMESTIC	B-727-100	17821	23	17844			
69			B-727-100C/QC	3248		3248			
70			B-727-200	48339	25	48364			
71			DC-9-30	12199	44	12243			
72			L-1011	11036	2	11038			
73			DC-8-50	194	2	196			
74			DC-8-61	1986	65	2051			
75			DC-9-50	3082	1	3083			
76			A-300B	2832		2832			
77			EURO AIRBUS 3	17		17			
78			DC-10-40	803		803			
79			DC-9-10	5563	520	6083			
80			DC-10-10	4606	81	4687			
81			DC-10-30	264	11	275			
82			B-737-100/200	9229	818	10047			
83			B-707-100B	330		330			
84			B-707-300B	763	7	770			
85			B-707-300C	293	9	302			
86			DC-8-62	273	5	278			
87			B-747	458	2	460			
88			B-747SP	47		47			
89			L-1011-500 TR	2		2			
90			*DC-8-61	110		110			
91			*DC-8-63F	129		129			
92			*B-747	30		30			
93			DHC-3 OTTER	304		304			
94			PA-31/34/39	69		69			
95			PISTON 2-ENG	84		84			
96			BARON155 SER1	2		2			
97			M-404	165		165			
98			DHC-6	497		497			
99			DC-3/C-47	148		148			
100			DH 114	128		128			

TABLE 7
 AIRCRAFT DEPARTURES SCHEDULED AND AIRCRAFT DEPARTURES PERFORMED,
 BY TYPE OF OPERATION, BY AIRCRAFT TYPE, BY COMMUNITY, AND BY CARRIER

12 MONTHS ENDED DECEMBER 31, 1980

Line No.	Area, state or country Community (Airport name)	Carrier and type of operation	Type of aircraft	Total departures performed			Departures scheduled	Scheduled departures completed	
				Scheduled service	Non-scheduled service	All services		Number	Percent of departures scheduled
1	2	3	4	5	6	7	8	9	
1	COMMUNITY TOTAL	DOMESTIC	(CONT.)						
2			C-402/402A	84		84			
3			CASA 212	209		209			
4			*B-727-100C/QC	24		25			
5			*DC-8-10	28		28			
6			*DC-8-50F	131	1	132			
7			ALL TYPES	125527	1617	127144	126815	124556	98.21
8		INTERNATIONAL	DC-9-30	601		601			
9			B-727-100C/QC	534	1	535			
10			B-727-100	3796		3796			
11			B-727-200	2754	24	2778			
12			DC-9-50	125		125			
13			B-737-100/200	1414	53	1467			
14			DC-9-10	142	72	214			
15			DC-10-10	322	134	456			
16			B-707-300B	722	17	739			
17			B-737-300C	265		265			
18			B-747	960		960			
19			DC-8-50	8		8			
20			DC-8-62	1066	58	1124			
21			B-747SP	102		102			
22			L-1011	3285		3285			
23			A-300B	411		411			
24			DC-10-30	681	35	716			
25			*B-747	400	10	410			
26			L-1011-500 TR	68		68			
27			*B-727-100C/QC	24	5	29			
28			*DC-8-10	6		6			
29			*DC-8-50F	425	36	461			
30			*DC-8-63F	171	48	219			
31			DC-8-63F	1		1			
32			ALL TYPES	18287	794	19076	18353	17839	97.19
33		TOTAL	B-727-100	21617	23	21640			
34			B-727-100C/QC	3782	1	3783			
35			B-727-200	51093	49	51142			
36			DC-9-30	12800	44	12844			
37			L-1011	14321	2	14323			
38			DC-8-50	202	2	204			
39			DC-8-61	1986	65	2051			
40			DC-9-50	3207	1	3208			
41			A-300B	3243		3243			
42			EURO AIRBUS 3	17		17			
43			DC-10-40	803		803			
44			DC-9-10	5705	592	6297			
45			DC-10-10	4928	215	5143			
46			DC-10-30	945	46	991			
47			B-737-100/200	10643	1171	11814			
48			B-707-100B	330		330			
49			B-707-300B	1485	24	1509			
50			B-707-300C	558	9	567			
51			DC-8-62	1339	63	1402			
52			B-747	1418	2	1420			
53			B-747SP	149		149			
54			L-1011-500 TR	70		70			
55			*DC-8-61	119		119			
56			*DC-8-63F	300	48	348			
57			*B-747	430	10	440			
58			DHC-3 QTTT	304		304			
59			PA-31/34/39	69		69			
60			PISTON 2-ENG	84		84			
61			BARON 55 SER 1	2		2			
62			M-404	165		165			
63			DHC-6	497		497			
64			DC-3/C-47	148		148			
65			DM 114	128		128			
66			C-402/402A	84		84			
67			CASA 212	209		209			
68			*B-727-100C/QC	48	6	54			
69			*DC-8-10	34		34			
70			*DC-8-50F	556	37	593			
71			DC-8-63F	1		1			
72			ALL TYPES	143809	2411	146220	145168	142395	98.08
73									
74	ORLANDO MCCOY AFB	AL---DOMESTIC	DC-9-30	1937	18	1955			
75			B-727-100	461	47	508			
76			B-727-200	1		1			
77			ALL TYPES	2394	65	2459	2408	2384	99.00
78		BN---DOMESTIC	B-727-100	156		156			
79			B-727-100C/QC	299		299			
80			B-727-200	1615		1615			
81			ALL TYPES	2070		2070	2076	2068	99.61
82		DL---DOMESTIC	DC-9-30	81	2	83			
83			B-727-200	6966		6966			
84			L-1011	2651		2651			
85			DC-8-50	47	1	48			
86			DC-8-61	278		278			
87			L-1011-500 TR	1		1			
88			ALL TYPES	10024	3	10027	10060	9985	99.25
89		DL---INTERNATIONAL	L-1011	107		107			
90			ALL TYPES	107		107	108	107	99.07
91		DL---TOTAL	DC-9-30	81	2	83			
92			B-727-200	6966		6966			
93			L-1011	2758		2758			
94			DC-8-50	47	1	48			
95			DC-8-61	278		278			
96			L-1011-500 TR	1		1			
97			ALL TYPES	10131	3	10134	10168	10092	99.25
98		EA---DOMESTIC	DC-9-30	3589		3589			
99			DC-9-50	849		849			
100			A-300B	1445		1445			
101			B-727-100	2610		2610			
102			B-727-100C/QC	1222		1222			
103			B-727-200	5159		5159			
104			L-1011	2118		2118			
105									
106									
107									
108									
109									
110									
111									
112									

TABLE 7
 AIRCRAFT DEPARTURES SCHEDULED AND AIRCRAFT DEPARTURES PERFORMED,
 BY TYPE OF OPERATION, BY AIRCRAFT TYPE, BY COMMUNITY, AND BY CARRIER
 12 MONTHS ENDED DECEMBER 31, 1980

Line No.	Area, state or country Community (Airport name)	Carrier and type of operation	Type of aircraft	Total departures performed			Departures scheduled	Scheduled departures completed	
				Scheduled service	Nonscheduled service	All services		Number	Percent of departures scheduled
1	2	3	4	5	6	7	8	9	
1	MCCNY AFR	EA---DOMESTIC	(CONT.)						
2			EURO AIRBUS 3	91		91			
3			ALL TYPES	17083		17083	17277	16997	98.37
4									
5		EA---INTERNATIONAL	B-727-200	4		4			
6			L-1011	94		94			
7			ALL TYPES	98		98	98	98	100.00
8		EA---TOTAL	DC-9-30	3589		3589			
9			DC-9-50	849		849			
10			A-300B	1445		1445			
11			B-727-100	2610		2610			
12			B-727-100C/QC	1222		1222			
13			B-727-200	5163		5163			
14			L-1011	2212		2212			
15			EURO AIRBUS 3	91		91			
16			ALL TYPES	17181		17181	17375	17095	98.38
17			NW---DOMESTIC	B-727-100	420		420		
18		B-727-200		913		913			
19		DC-10-40		14		14			
20		ALL TYPES		1347		1347	1442	1340	92.92
21		OZ---DOMESTIC	DC-9-10	184		184			
22			DC-9-30	1130	50	1180			
23			ALL TYPES	1314	50	1364	1414	1312	92.78
24		PA---DOMESTIC	B-727-100	2492		2492			
25			B-727-200	2729		2729			
26			DC-10-10	498	2	500			
27			DC-10-30	16		16			
28			B-707-300B	2	2	4			
29		ALL TYPES	5735	4	5739	5795	5683	98.06	
30		QH---DOMESTIC	DC-9-10	692	1	693			
31			B-737-100/200	688	38	726			
32			DC-10-10	2	2	4			
33			ALL TYPES	1380	41	1421	1392	1370	96.41
34		RC---DOMESTIC	DC-9-10	3816		3816			
35			DC-9-30	4042	2	4044			
36			DC-9-50	439	23	462			
37			ALL TYPES	8297	25	8322	8364	8263	98.79
38		RD---DOMESTIC	*B-727-100C/QC	26		26			
39			*DC-8-10	26		26			
40			*DC-8-50F	71		71			
41			*DC-8-63F	43		43			
42			ALL TYPES	166		166	178	145	81.46
43		RD---INTERNATIONAL	*DC-8-63F	2		2			
44			ALL TYPES	2		2			
45		RD---TOTAL	*B-727-100C/QC	26		26			
46			*DC-8-10	26		26			
47			*DC-8-50F	71		71			
48			*DC-8-63F	45		45			
49			ALL TYPES	168		168	178	145	81.46
50		TW---DOMESTIC	B-727-100	395		395			
51			B-727-100C/QC	108		108			
52			B-727-200	627		627			
53			B-707-100B	58	1	59			
54			B-707-300B	259	2	261			
55			B-737-300C	3		3			
56		ALL TYPES	1450	3	1453	1463	1448	98.97	
57		UA---DOMESTIC	B-727-100	2602	6	2608			
58			B-727-200	1994	3	1997			
59			DC-8-61	1	12	13			
60			B-737-100/200	6		6			
61			ALL TYPES	4603	21	4624	4616	4592	99.48
62			COMMUNITY TOTAL	DOMESTIC	DC-9-30	10774	72	10846	
63		B-727-100			9136	53	9189		
64		B-727-200			20004	3	20007		
65		B-727-100C/QC			1629		1629		
66		L-1011			4769		4769		
67		DC-8-50			47	1	48		
68		DC-8-61			279	12	291		
69		L-1011-500 TR			1		1		
70		DC-9-50			1288	23	1311		
71		A-300B			1445		1445		
72		EURO AIRBUS 3			91		91		
73	DC-10-40	14				14			
74	DC-9-10	4692			1	4693			
75	DC-10-10	498			4	502			
76	DC-10-30	16				16			
77	B-707-300B	259			4	263			
78	B-737-100/200	694			38	732			
79	*B-727-100C/QC	26				26			
80	*DC-8-10	26				26			
81	*DC-8-50F	71				71			
82	*DC-8-63F	43				43			
83	B-707-100B	58			1	59			
84	B-707-300C	3				3			
85	ALL TYPES	55863			212	56075	56485	55587	98.41
86	INTERNATIONAL	L-1011			201		201		
87		B-727-200			4		4		
88		*DC-8-63F			2		2		
89		ALL TYPES			207		207	206	205
90	TOTAL	DC-9-30			10774	72	10846		
91		B-727-100			9136	53	9189		
92		B-727-200			20004	3	20007		
93		B-727-100C/QC			1629		1629		
94		L-1011	4970		4970				
95		DC-8-50	47	1	48				
96		DC-8-61	279	12	291				
97		L-1011-500 TR	1		1				
98		DC-9-50	1288	23	1311				
99		DC-9-30	192		192				

TABLE 7
AIRCRAFT DEPARTURES SCHEDULED AND AIRCRAFT DEPARTURES PERFORMED,
BY TYPE OF OPERATION, BY AIRCRAFT TYPE, BY COMMUNITY, AND BY CARRIER
12 MONTHS ENDED DECEMBER 31, 1980

L i n e N o.	Area, state or country Community (Airport name)	Carrier and type of operation	Type of aircraft	Total departures performed			Departures scheduled	Scheduled departures completed	
				Scheduled service	Nonscheduled service	All services		Number	Percent of departures scheduled
	1	2	3	4	5	6	7	8	9
1	COMMUNITY TOTAL	TOTAL	(CONT.)						
2			A-300B	1445		1445			
3			EURO AIRBUS 3	91		91			
4			DC-10-40	14		14			
5			DC-9-10	4692	1	4693			
6			DC-10-10	498	4	502			
7			DC-10-30	16		16			
8			B-707-300B	259	4	263			
9			B-737-100/200	694	30	732			
10			B-727-100C/QC	26		26			
11			*DC-8-10	26		26			
12			*DC-8-50F	71		71			
13			*DC-8-63F	45		45			
14			B-707-100B	58	1	59			
15			B-707-300C	3		3			
16			ALL TYPES	56070	212	56282	56691	55792	98.41
17	PANAMA CITY (PANAMA CITY-BAY COUNTY)	QH--DOMESTIC	B-737-100/200	243		243			
18			DC-9-10	1		1			
19			ALL TYPES	244		244	249	244	97.99
20		RC--DOMESTIC	DC-9-10	1322		1322			
21			DC-9-30	434		434			
22			DC-9-50	306		306			
23			ALL TYPES	2062		2062	2062	2042	99.03
24	COMMUNITY TOTAL	DOMESTIC	B-737-100/200	243		243			
25			DC-9-10	1323		1323			
26			DC-9-30	434		434			
27			DC-9-50	306		306			
28			ALL TYPES	2306		2306	2311	2286	98.91
29	PENSACOLA (PENSACOLA REGIONAL)	EA--DOMESTIC	DC-9-30	1467		1467			
30			DC-9-50	701		701			
31			B-727-100	164		164			
32			B-727-100C/QC	61		61			
33			B-727-200	517	2	519			
34			ALL TYPES	2910	2	2912	2923	2890	98.87
35		PA--DOMESTIC	B-727-100	259		259			
36			B-727-200	667		667			
37			ALL TYPES	926		926	943	925	98.09
38		QH--DOMESTIC	B-737-100/200	508	6	514			
39			DC-9-10	353		353			
40			ALL TYPES	861	6	867	884	861	97.39
41	COMMUNITY TOTAL	DOMESTIC	DC-9-30	1467		1467			
42			DC-9-50	701		701			
43			B-727-100	423		423			
44			B-727-100C/QC	61		61			
45			B-727-200	1184	2	1186			
46			B-737-100/200	508	6	514			
47			DC-9-10	353		353			
48			ALL TYPES	4697	8	4705	4750	4676	98.44
49	SARASOTA/BRADENTON (SARASOTA-BRADENTON)	DL--DOMESTIC	DC-9-30	846		846			
50			B-727-200	267		267			
51			DC-8-50	2		2			
52			ALL TYPES	1115		1115	1113	1112	99.91
53		EA--DOMESTIC	DC-9-30	1927		1927			
54			DC-9-50	658		658			
55			B-727-100	925		925			
56			B-727-100C/QC	371		371			
57			B-727-200	1878		1878			
58			ALL TYPES	5759		5759	5826	5748	98.66
59		PA--DOMESTIC	B-727-100	1172		1172			
60			B-727-200	1612		1612			
61			ALL TYPES	2784		2784	2845	2770	97.36
62		RC--DOMESTIC	DC-9-30	176		176			
63			DC-9-50	326		326			
64			DC-9-10	232		232			
65			B-727-200	31		31			
66			ALL TYPES	765		765	767	756	98.56
67		UA--DOMESTIC	B-727-100	480	2	482			
68			B-727-200	389		389			
69			B-737-100/200	4		4			
70			ALL TYPES	873	2	875	878	873	99.43
71	COMMUNITY TOTAL	DOMESTIC	DC-9-30	2949		2949			
72			B-727-200	4177		4177			
73			DC-8-50	2		2			
74			DC-9-50	984		984			
75			B-727-100	2577	2	2579			
76			B-727-100C/QC	371		371			
77			DC-9-10	232		232			
78			B-737-100/200	4		4			
79			ALL TYPES	11296	2	11298	11429	11259	98.51
80	TALLAHASSEE (TALLAHASSEE MUNI)	EA--DOMESTIC	DC-9-30	1014		1014			
81			DC-9-50	518		518			
82			B-727-100	415		415			
83			B-727-100C/QC	136		136			
84			B-727-200	463		464			
85			ALL TYPES	2546	1	2547	2556	2534	99.13
86		QH--DOMESTIC	B-737-100/200	1180	4	1184			
87			DC-9-10	530		530			
88			ALL TYPES	1710	4	1714	1742	1706	97.93
89		RC--DOMESTIC	DC-9-10	2163		2163			
90			DC-9-30	790		790			
91			DC-9-50	185		185			
92			CV-980	2		2			

TABLE 7
 AIRCRAFT DEPARTURES SCHEDULED AND AIRCRAFT DEPARTURES PERFORMED,
 BY TYPE OF OPERATION, BY AIRCRAFT TYPE, BY COMMUNITY, AND BY CARRIER
 12 MONTHS ENDED DECEMBER 31, 1980

Line No.	Aer. state or country Community (Airport name)	Carrier and type of operation	Type of aircraft	Total departures performed			Departures scheduled	Scheduled departures completed	
				Scheduled service	Non-scheduled service	All services		Number	Percent of departures scheduled
	1	2	3	4	5	6	7	8	9
1	TALLAHASSEE MUNI	RC---DOMESTIC	(CONT.)						
2			ALL TYPES	3140		3140	3175	3111	97.98
3	COMMUNITY TOTAL	DOMESTIC	DC-9-30	1804		1804			
4			DC-9-50	703		703			
5			B-727-100	415		415			
6			B-727-100C/QC	136		136			
7			B-727-200	463	1	464			
8			B-737-100/200	1180	4	1184			
9			DC-9-10	2693		2693			
10			CV-580	2		2			
11			ALL TYPES	7396	5	7401	7473	7351	98.36
12	TAMPA ST. PETERSBURG/CLEARWATER TAMPA INTERNATIONAL	AA---DOMESTIC	B-727-100	354		354			
13			B-727-200	24		24			
14			B-707-300C		5	5			
15			ALL TYPES	378	5	383	380	378	99.47
16		AL---DOMESTIC	DC-9-30	1389		1389			
17			B-727-100	361		361			
18			ALL TYPES	1750		1750	1749	1744	99.71
19		BN---DOMESTIC	B-727-100	74		74			
20			B-727-100C/QC	120		120			
21			B-727-200	2413	5	2418			
22			DC-8-50	22		22			
23			DC-8-62	2	2	4			
24			ALL TYPES	2631	7	2638	2632	2623	99.65
25		CO---DOMESTIC	B-727-100	6		6			
26			B-727-200	16		16			
27			ALL TYPES	22		22	21	21	100.00
28		DL---DOMESTIC	DC-9-30	1486		1486			
29			B-727-200	9866		9866			
30			L-1011	1439		1439			
31			DC-8-50	76		76			
32			DC-8-61	929		929			
33			L-1011-500 TR	1		1			
34			ALL TYPES	13797		13797	13832	13772	99.56
35		EA---DOMESTIC	DC-9-30	7504		7504			
36			DC-9-50	2393		2393			
37			A-300B	537		537			
38			B-727-100	3953		3953			
39			B-727-100C/QC	1729		1729			
40			B-727-200	4205		4205			
41			L-1011	274		274			
42			EURO AIRBUS 3	22		22			
43			ALL TYPES	20617		20617	20870	20511	98.27
44		EA---INTERNATIONAL	B-727-200	370		370			
45			A-300B	1		1			
46			B-727-100	1		1			
47			L-1011	28		28			
48			ALL TYPES	400		400	402	400	99.50
49		EA---TOTAL	DC-9-30	7504		7504			
50			DC-9-50	2393		2393			
51			A-300B	538		538			
52			B-727-100	3954		3954			
53			B-727-100C/QC	1729		1729			
54			B-727-200	4575		4575			
55			L-1011	302		302			
56			EURO AIRBUS 3	22		22			
57			ALL TYPES	21017		21017	21272	20911	98.30
58		NW---DOMESTIC	B-727-100	306	2	308			
59			B-727-200	2089	2	2091			
60			DC-10-40	970		970			
61			B-747	94		94			
62			ALL TYPES	3459	4	3463	3558	3457	97.16
63		GZ---DOMESTIC	DC-9-13	202		202			
64			DC-9-30	809	2	811			
65			ALL TYPES	1011	2	1013	1085	1099	92.99
66		PA---DOMESTIC	B-727-100	3270		3270			
67			B-727-200	2799		2799			
68			DC-10-10	515	8	523			
69			DC-10-30	25		25			
70			B-707-300B		1	1			
71			ALL TYPES	6609	9	6618	6684	6538	97.81
72		PA---INTERNATIONAL	DC-10-30	15		15			
73			B-707-300B		1	1			
74			ALL TYPES	15	1	16	16	15	93.75
75		PA---TOTAL	B-727-100	3270		3270			
76			B-727-200	2799		2799			
77			DC-10-10	515	8	523			
78			DC-10-30	40		40			
79			B-707-300B		2	2			
80			ALL TYPES	6624	10	6634	6700	6553	97.80
81		PI---DOMESTIC	B-737-100/200	697	4	701			
82			B-727-100	328	2	330			
83			ALL TYPES	1025	6	1031	1038	1025	98.74
84		OH---DOMESTIC	B-737-100/200	2971	37	3008			
85			DC-9-10	1619		1619			
86			DC-3/C-47	17		17			
87			DM 114	2		2			
88			DMC-4	1		1			
89			CASA 212	101		101			
90			ALL TYPES	4711	37	4748	4801	4684	97.54
91		RC---DOMESTIC	DC-9-10	835		835			
92			DC-9-30	686		686			
93			DC-9-50	293	1	294			
94			ALL TYPES	1814	1	1815	1829	1797	98.25

**TABLE 7
AIRCRAFT DEPARTURES SCHEDULED AND AIRCRAFT DEPARTURES PERFORMED,
BY TYPE OF OPERATION, BY AIRCRAFT TYPE, BY COMMUNITY, AND BY CARRIER
12 MONTHS ENDED DECEMBER 31, 1980**

Line No.	Area, state or country Community (Airport name)	Carrier and type of operation	Type of aircraft	Total departures performed			Departures scheduled	Scheduled departure completed						
				Scheduled service	Non-scheduled service	All services		Number	Percent of departures scheduled					
1	2	3	4	5	6	7	8	9						
1	TAMPA INTERNATIONAL	(CCNT.) TM---DOMESTIC	B-727-100	648		648	2054	2038	99.22					
2			B-727-100C/QC	195		195								
3			B-727-200	695		695								
4			B-707-100B	330		330								
5			B-707-300B	152		152								
6		B-707-300C	20		20									
7		ALL TYPES	2040		2040									
8		UA---DOMESTIC	B-727-100	2803	19	2822								
9			B-727-200	2158	6	2164								
10			DC-10-10	340	1	341								
11			DC-8-50		1	1								
12			DC-8-61		44	44								
13			B-737-100/200	7		7								
14		ALL TYPES	5308	71	5379									
15		COMMUNITY TOTAL	DOMESTIC	B-727-100	12103	23	12126	65856	64878	98.51				
16				B-727-200	24265	13	24278							
17				B-707-300C	20	5	25							
18	DC-9-30			11874	2	11876								
19	B-727-100C/QC			2044		2044								
20	DC-8-50			98	1	99								
21	DC-8-62			2	2	4								
22	L-1011			1713		1713								
23	DC-8-61			929	44	973								
24	L-1011-500 TR			1		1								
25	DC-9-50			2686	1	2687								
26	A-300B			537		537								
27	EURO AIRBUS 3			22		22								
28	DC-10-40			970		970								
29	B-747			94		94								
30	DC-9-10			2656		2656								
31	DC-10-10			855	9	864								
32	DC-10-30	25		25										
33	B-707-300B	152	1	153										
34	B-737-100/200	3675	41	3716										
35	DC-3/C-47	17		17										
36	DM-114	2		2										
37	DHC-6	1		1										
38	CASA 212	101		101										
39	B-707-100B	330		330										
40	ALL TYPES	65172	142	65314										
41	INTERNATIONAL	B-727-200	370		370	418	415	99.28						
42			A-300B	1					1					
43			B-727-100	1					1					
44			L-1011	28					28					
45			DC-10-30	15					15					
46			B-707-300B		1				1					
47			ALL TYPES	415	1				416					
48			TOTAL	B-727-100	12104				23	12127	66274	65293	98.51	
49					B-727-200				24635	13				24648
50					B-707-300C				20	5				25
51	DC-9-30	11874			2	11876								
52	B-727-100C/QC	2044				2044								
53	DC-8-50	98			1	99								
54	DC-8-62	2			2	4								
55	L-1011	1713				1713								
56	DC-8-61	929			44	973								
57	L-1011-500 TR	1				1								
58	DC-9-50	2686	1	2687										
59	A-300B	538		538										
60	EURO AIRBUS 3	22		22										
61	DC-10-40	970		970										
62	B-747	94		94										
63	DC-9-10	2656		2656										
64	DC-10-10	855	9	864										
65	DC-10-30	40		40										
66	B-707-300B	152	2	154										
67	B-737-100/200	3675	41	3716										
68	DC-3/C-47	17		17										
69	DM-114	2		2										
70	DHC-6	1		1										
71	CASA 212	101		101										
72	B-707-100B	330		330										
73	ALL TYPES	65587	143	65730										
74	WEST PALM BEACH/PALM BEACH (PALM BEACH INTERNATIONAL)	AL---DOMESTIC	DC-9-30	950	1	951	1445	1439	99.58					
75			B-727-100	489	2	491								
76			B-727-200	1		1								
77			ALL TYPES	1440	3	1443								
78	BN---DOMESTIC	B-727-100	44		44	576	572	99.30						
79			B-727-100C/QC	90					90					
80			B-727-200	440					440					
81			ALL TYPES	574					574					
82	DL---DOMESTIC	B-727-200	6093		6093	6794	6765	99.57						
83			L-1011	366					366					
84			DC-8-57	19					19					
85			DC-8-61	271					271					
86			DC-9-30	38					38					
87			ALL TYPES	6787					6787					
88	EA---DOMESTIC	DC-9-30	1418		1418	6890	6755	98.04						
89			DC-9-50	435					435					
90			A-300B	309					309					
91			B-727-100	1516					1516					
92			B-727-100C/QC	909					909					
93			B-727-200	1727					1727					
94			L-1011	471					471					
95			EURO AIRBUS 3	1					1					
96			ALL TYPES	6786					6786					
97			EA---INTERNATIONAL	B-727-200	1					1				
98	ALL TYPES	1				1								
99	EA---TOTAL	DC-9-30	1418		1418									
100			DC-9-50	435					435					

TABLE 7
 AIRCRAFT DEPARTURES SCHEDULED AND AIRCRAFT DEPARTURES PERFORMED,
 BY TYPE OF OPERATION, BY AIRCRAFT TYPE, BY COMMUNITY, AND BY CARRIER
 12 MONTHS ENDED DECEMBER 31, 1960

Line No.	Area, state or country Community (Airport name)	Carrier and type of operation	Type of aircraft	Total departures performed			Departures scheduled	Scheduled departures completed	
				Scheduled service	Non-scheduled service	All services		Number	Percent of departures scheduled
	1	2	3	4	5	6	7	8	9
1	PALM BEACH INTERNATIONAL	EA---TOTAL	(CONT.)						
2			A-300B	309		309			
3			B-727-100	1516		1516			
4			B-727-100C/QC	909		909			
5			B-727-200	1728		1728			
6			L-1011	471		471			
7			EURO AIRBUS 3	1		1			
8			ALL TYPES	6787		6787	6890	6755	98.04
9			PA---DOMESTIC						
10			B-727-100	1498		1498			
11			B-727-200	2113		2113			
12			DC-10-10	522	2	524			
13			DC-10-30	13		13			
14			ALL TYPES	4146	2	4148	4167	4105	98.51
15			OH---DOMESTIC						
16			B-737-100/200	1508	32	1540			
17			DC-9-10	92	24	116			
18			ALL TYPES	1600	56	1656	1605	1583	98.62
19			RC---DOMESTIC						
20			DC-9-30	312		312			
21			DC-9-50	164		164			
22			DC-9-10	231		231			
23			ALL TYPES	707		707	718	699	97.35
24			TM---DOMESTIC						
25			B-727-100	9		9			
26			B-727-100C/QC	2		2			
27			B-727-200	710		710			
28			ALL TYPES	721		721	725	720	99.31
29			UA---DOMESTIC						
30			B-727-100	479	2	481			
31			B-727-200	1300	1	1301			
32			B-737-100/200	2		2			
33			ALL TYPES	1781	3	1784	1768	1757	99.37
34		COMMUNITY TOTAL	DOMESTIC						
35			DC-9-30	2718	1	2719			
36		B-727-100	4035	4	4039				
37		B-727-200	12384	1	12385				
38		B-727-100C/QC	1001		1001				
39		L-1011	837		837				
40		DC-8-50	19		19				
41		DC-8-61	271		271				
42		DC-9-50	599		599				
43		A-300B	309		309				
44		EURO AIRBUS 3	1		1				
45		DC-10-10	522	2	524				
46		DC-10-30	13		13				
47		B-737-100/200	1510	32	1542				
48		DC-9-10	323	24	347				
49		ALL TYPES	24542	64	24606	24688	24395	98.81	
50		INTERNATIONAL							
51		B-727-200	1		1				
52		ALL TYPES	1		1				
53		TOTAL							
54		DC-9-30	2718	1	2719				
55		B-727-100	4035	4	4039				
56		B-727-200	12385	1	12386				
57		B-727-100C/QC	1001		1001				
58		L-1011	837		837				
59		DC-8-50	19		19				
60		DC-8-61	271		271				
61		DC-9-50	599		599				
62		A-300B	309		309				
63		EURO AIRBUS 3	1		1				
64		DC-10-10	522	2	524				
65		DC-10-30	13		13				
66		B-737-100/200	1510	32	1542				
67		DC-9-10	323	24	347				
68		ALL TYPES	24543	64	24607	24688	24395	98.81	
69	GEORGIA								
70									
71									
72	ALBANY (ALBANY-DOUGHERTY COUNTY)	RC---DOMESTIC							
73		DC-9-10	341		341				
74		DC-9-30	357	1	358				
75		DC-9-50	1349	1	1350				
76		ALL TYPES	2047	2	2049	2067	2036	98.50	
77									
78	ATHENS (ATHENS MUNI)	RC---DOMESTIC							
79		CV-580	796		796				
80		SWEAR-METRO	6		6				
81		ALL TYPES	802		802	886	801	90.40	
82									
83									
84	ATLANTA (WILLIAM B HARTSFIELD INT'L)	BN---DOMESTIC							
85		B-727-100	126		126				
86		B-727-100C/QC	169		169				
87		B-727-200	539	8	547				
88		B-747	2		2				
89		ALL TYPES	836	8	844	838	835	99.64	
90		DL---DOMESTIC							
91		DC-9-30	30971	30	31001				
92		B-727-200	63362	30	63392				
93		L-1011	15508	2	15510				
94		DC-8-50	814	14	828				
95		DC-8-61	8456	5	8461				
96		L-1011-500 TR	66		66				
97		ALL TYPES	119177	81	119258	119472	119062	99.65	
98		DL---INTERNATIONAL							
99		DC-8-61	238		238				
100		L-1011	706	2	708				
101		DC-8-50	2		2				
102		L-1011-500 TR	126		126				
103		ALL TYPES	1072	2	1074	1073	1072	99.90	
104		DL---TOTAL							
105		DC-9-30	30971	30	31001				
106		B-727-200	63362	30	63392				
107		L-1011	16214	4	16218				
108		DC-8-50	816	14	830				
109		DC-8-61	8499	5	8504				
110		L-1011-500 TR	192		192				
111		ALL TYPES	120249	43	120332	120545	120134	99.65	
112			196						

TABLE 7
AIRCRAFT DEPARTURES SCHEDULED AND AIRCRAFT DEPARTURES PERFORMED,
BY TYPE OF OPERATION, BY AIRCRAFT TYPE, BY COMMUNITY, AND BY CARRIER
12 MONTHS ENDED DECEMBER 31, 1980

Line No.	Area, state or country Community (Airport name)	Carrier and type of operation	Type of aircraft	Total departures performed			Departures scheduled	Scheduled departures completed		
				Scheduled service	Nonscheduled service	All services		Number	Percent of departures scheduled	
	1	2	3	4	5	6	7	8	9	
1	WILLIAM B HARTSFIELD INT'L	(CCAT.)								
2		EA---DOMESTIC	DC-9-30	40352		40352				
3			DC-9-50	11992		11992				
4			A-300B	4319		4319				
5			B-727-100	12695		12695				
6			B-727-100C/QC	6112		6112				
7			B-727-200	25837	2	25839				
8			L-1011	4237	2	4239				
9			EURO AIRBUS 3	22		22				
10			ALL TYPES	105166	4	105170	106070	104568	98.58	
11			EA---INTERNATIONAL	B-727-100	326		326			
12				B-727-100C/QC	11		11			
13				B-727-200	610	1	611			
14				L-1011	729		729			
15				ALL TYPES	1676	1	1677	1670	1649	98.74
16			EA---TOTAL	DC-9-30	40352		40352			
17				DC-9-50	11992		11992			
18				A-300B	4319		4319			
19				B-727-100	13021		13021			
20				B-727-100C/QC	6123		6123			
21				B-727-200	26447	3	26450			
22				L-1011	4966	2	4968			
23				EURO AIRBUS 3	22		22			
24				ALL TYPES	106842	5	106847	107740	106217	98.58
25			FL---DOMESTIC	B-737-100/200	1034		1034			
26				ALL TYPES	1034		1034	1041	1034	99.32
27			FT---DOMESTIC	*DC-8-61	609	3	612			
28				*DC-8-63F	814	3	817			
29				*B-747	48		48			
30				*B-747-200	27		27			
31				ALL TYPES	1498	6	1504	1472	1390	94.42
32			NW---DOMESTIC	B-727-100	746	1	747			
33				B-727-200	669	2	671			
34				DC-10-40	371		371			
35				ALL TYPES	1786	3	1789	1849	1782	96.37
36			OZ---DOMESTIC	DC-9-10	220	3	223			
37				DC-9-30	791	26	817			
38				ALL TYPES	1011	29	1040	1095	1008	92.05
39			PI---DOMESTIC	Y5-11	848	3	851			
40				B-737-100/200	10175	53	10228			
41				B-727-100	368	6	374			
42				ALL TYPES	11391	62	11453	11544	11389	98.65
43			RC---DOMESTIC	CV-580	4001		4001			
44				SWEAR-METRO	267		267			
45				DC-9-10	9525	3	9528			
46				DC-9-30	3685	6	3691			
47				DC-9-50	4078	55	4133			
48				ALL TYPES	21556	64	21620	21914	21384	97.58
49			RD---DOMESTIC	*B-727-100C/QC	30	1	31			
50				*DC-8-10	51		51			
51				*DC-8-50F	152		152			
52				*DC-8-63F	98		98			
53				ALL TYPES	331	1	332	333	307	92.19
54			RD---INTERNATIONAL	*B-727-100C/QC	16		16			
55				*DC-8-50F	7		7			
56				*DC-8-63F	10	3	13			
57				ALL TYPES	33	3	36	55	33	60.00
58			RD---TOTAL	*B-727-100C/QC	46	1	47			
59				*DC-8-10	51		51			
60				*DC-8-50F	159		159			
61				*DC-8-63F	108	3	111			
62				ALL TYPES	364	4	368	388	340	87.62
63		COMMUNITY TOTAL	DOMESTIC	B-727-100	13935	7	13942			
64				B-727-100C/QC	6281		6281			
65				B-727-200	90407	42	90449			
66				B-747	7		7			
67				DC-9-30	75799	62	75861			
68				L-1011	19745	4	19749			
69				DC-8-50	814	14	828			
70				DC-8-61	8456	5	8461			
71				L-1011-500 TR	66		66			
72				DC-9-50	15670	55	15725			
73				A-300B	4319		4319			
74			EURO AIRBUS 3	22		22				
75			B-737-100/200	11209	53	11262				
76			*DC-8-61	609	3	612				
77			*DC-8-63F	812	3	815				
78			*B-747	48		48				
79			*B-747-200	27		27				
80			DC-10-40	371		371				
81			DC-9-10	9745	6	9751				
82			Y5-11	848	3	851				
83			CV-580	4001		4001				
84			SWEAR-METRO	267		267				
85			*B-727-100C/QC	30	1	31				
86			*DC-8-10	51		51				
87			*DC-8-50F	152		152				
88			ALL TYPES	263786	258	264044	265628	262759	98.91	
89		INTERNATIONAL	DC-8-61	238		238				
90			L-1011	1439	2	1437				
91			DC-8-50	2		2				
92			L-1011-500 TR	126		126				
93			B-727-100	326		326				
94			B-727-100C/QC	11		11				
95			B-727-200	610	1	611				
96			*B-727-100C/QC	16		16				
97			*DC-8-50F	7		7				
98			*DC-8-63F	10	3	13				
99			ALL TYPES	2781	6	2787	2798	2754	98.42	

TABLE 7
AIRCRAFT DEPARTURES SCHEDULED AND AIRCRAFT DEPARTURES PERFORMED,
BY TYPE OF OPERATION, BY AIRCRAFT TYPE, BY COMMUNITY, AND BY CARRIER
12 MONTHS ENDED DECEMBER 31, 1980

Line No.	Area, state or country Community (Airport name)	Carrier and type of operation	Type of aircraft	Total departures performed			Departures scheduled	Scheduled departures completed	
				Scheduled service	Nonscheduled service	All services		Number	Percent of departures scheduled
	1	2	3	4	5	6	7	8	9
1	COMMUNITY TOTAL	(CCNT.)							
2		TOTAL	B-727-100	14261	7	14268			
3			B-727-100C/QC	6292		6292			
4			B-727-200	91017	43	91060			
5			B-747	2		2			
6			DC-9-30	75799	62	75861			
7			L-1011	21180	6	21186			
8			DC-8-50	816	14	830			
9			DC-8-61	8694	5	8699			
10			L-1011-500 TR	192		192			
11			DC-9-50	15670	55	15725			
12			A-300B	4319		4319			
13			EURO AIRBUS 3	22		22			
14			B-737-100/200	11209	53	11262			
15			*CV-580	609	3	612			
16			*DC-8-63F	922	6	928			
17			*B-747	48		48			
18			*B-747-200	27		27			
19			DC-10-40	371		371			
20			DC-9-10	9745	6	9751			
21			YS-11	848	3	851			
22			CV-580	4001		4001			
23			SWEAR-METRO	267		267			
24			*B-727-100C/QC	46	1	47			
25			*DC-8-10	51		51			
26			*DC-8-50F	159		159			
27			ALL TYPES	266567	264	266831	268425	265513	98.91
28									
29	AUGUSTA (BUSH FIELD)	DL---DOMESTIC	DC-9-30	1122		1122			
30			B-727-200	2167		2167			
31			DC-8-50	8		8			
32			DC-8-61	155		155			
33			ALL TYPES	3452		3452	3463	3433	99.13
34									
35									
36	COLUMBUS (COLUMBUS METROPOLITAN)	DL---DOMESTIC	DC-9-30	1905	2	1907			
37			B-727-200		2	2			
38			ALL TYPES	1905	4	1909	1908	1904	99.79
39									
40									
41	HACON (LEWIS B. MILSON)	DL---DOMESTIC	DC-9-30	1175	1	1176			
42			B-727-200	1		1			
43			ALL TYPES	1176	1	1177	1179	1171	99.32
44									
45									
46	MOULTRIE/THOMASVILLE (MOULTRIE-THOMASVILLE)	RC---DOMESTIC	CV-580	787		787			
47			SWEAR-METRO	97		97			
48			ALL TYPES	884		884	925	884	95.56
49									
50									
51	SAVANNAH (SAVANNAH MUNI)	DL---DOMESTIC	DC-9-30	137		137			
52			B-727-200	2760		2760			
53			DC-8-50	73		73			
54			DC-8-61	435	2	437			
55			ALL TYPES	3405	2	3407	3416	3397	99.44
56									
57									
58		EA---DOMESTIC	DC-9-30	1702		1702			
59			DC-9-50	3		3			
60			B-727-100	77		77			
61			B-727-100C/QC	45		45			
62			B-727-200	8		8			
63			ALL TYPES	1835		1835	1851	1828	98.75
64									
65		PA---DOMESTIC	B-727-100	350		350			
66			B-727-200	35		35			
67			B-707-300B		1	1			
68			ALL TYPES	385	1	386	389	382	98.20
69									
70	COMMUNITY TOTAL	DOMESTIC	DC-9-30	1839		1839			
71			B-727-200	2803		2803			
72			DC-8-50	73		73			
73			DC-8-61	435	2	437			
74			DC-9-50	3		3			
75			B-727-100	427		427			
76			B-727-100C/QC	45		45			
77			B-707-300B		1	1			
78			ALL TYPES	5625	3	5628	5656	5607	99.13
79									
80									
81	VALDOSTA (VALDOSTA MUNI)	RC---DOMESTIC	CV-580	628		628			
82			SWEAR-METRO	1		1			
83			DC-9-10	57		57			
84			DC-9-50	341		341			
85			DC-9-30	54		54			
86			ALL TYPES	1081		1081	1090	1064	97.61
87									
88									
89									
90									
91	HILO, HAWAII (GENERAL LYMAN FIELD)	CG---DOMESTIC	DC-10-10	6		6			
92			ALL TYPES	6		6	6	5	83.33
93									
94		HA---DOMESTIC	DC-9-50	3005		3005			
95			DC-9-30	2		2			
96			ALL TYPES	3007		3007	3124	2785	89.14
97									
98		TS---DOMESTIC	B-737-100/200	3919		3919			
99			ALL TYPES	3919		3919	2604	2432	93.39
100									
101		UA---DOMESTIC	DC-10-10	844		844			
102			B-747	16	1	17			
103			DC-8-61	1	50	51			
104			ALL TYPES	861	51	912	865	853	96.61
105									
106		HA---DOMESTIC	DC-10-10	19		19			
107			ALL TYPES	19		19	21	18	85.71
108									
109	COMMUNITY TOTAL	DOMESTIC	DC-10-10	869		869			
110			DC-9-50	3005		3005			
111			DC-9-30	2		2			
112									

TABLE 7
AIRCRAFT DEPARTURES SCHEDULED AND AIRCRAFT DEPARTURES PERFORMED,
BY TYPE OF OPERATION, BY AIRCRAFT TYPE, BY COMMUNITY, AND BY CARRIER
12 MONTHS ENDED DECEMBER 31, 1980

Line No.	Area, state or country Community (Airport name)	Carrier and type of operation	Type of aircraft	Total departures performed			Departures scheduled	Scheduled departures completed	
				Scheduled service	Nonscheduled service	All services		Number	Percent of departures scheduled
	1	2	3	4	5	6	7	8	9
1	COMMUNITY TOTAL	DOMESTIC	(CONT.)						
2			B-737-100/200	3919		3919			
3			B-747	16	1	17			
4			DC-8-61	1	50	51			
5			ALL TYPES	7812	51	7863	6620	6093	92.03
7	HONOLULU, OAHU (HONOLULU INTERNATIONAL)	AA---DOMESTIC	DC-10-10	29		29			
8			B-747	14		14			
9			ALL TYPES	43		43	44	43	97.72
11		BN---DOMESTIC	B-747	329		329			
12			DC-8-62	2	1	3			
13			B-747SP	24		24			
14			ALL TYPES	355	1	356	356	353	99.15
16		BN---INTERNATIONAL	B-747	17		17			
17			B-747SP	28		28			
18			ALL TYPES	45		45	47	44	93.61
20		BN---TOTAL	B-747	346		346			
21			DC-8-62	2	1	3			
22			B-747SP	52		52			
23			ALL TYPES	400	1	401	403	397	98.51
25		CO---DOMESTIC	DC-10-10	1079		1104			
26			DC-10-30	72		72			
27			ALL TYPES	1151	25	1176	1153	1146	99.56
28		CC---INTERNATIONAL	B-727-100	106		106			
29			*B-727-100	18		18			
30			DC-10-10	314		314			
31			DC-10-30	61		61			
32			ALL TYPES	499		499	498	497	99.79
33		CO---TOTAL	DC-10-10	1393		1418			
34			DC-10-30	133	25	133			
35			B-727-100	106		106			
36			*B-727-100	18		18			
37			DC-10-10	314		314			
38			DC-10-30	61		61			
39			ALL TYPES	1659	25	1675	1651	1645	99.63
41		FT---DOMESTIC	*DC-8-63F	245		249			
42			ALL TYPES	245	4	249	238	225	94.53
44		HA---DOMESTIC	SD3-30	1014		1014			
45			DC-9-50	15804		15804			
46			DC-9-30	24		24			
47			ALL TYPES	16842		16842	17764	15242	85.80
49		NW---DOMESTIC	B-747	1194	12	1206			
50			ALL TYPES	1194	12	1206	1208	1192	98.67
52		NW---INTERNATIONAL	B-747	824		824			
53			ALL TYPES	824		824	859	811	94.41
54		NW---TOTAL	B-747	2018	12	2030			
55			ALL TYPES	2018	12	2030	2067	2003	96.90
57		PA---DOMESTIC	B-747	730		730			
58			*B-747	95		95			
59			B-747SP	2		2			
60			ALL TYPES	827		827	830	825	99.39
62		PA---INTERNATIONAL	B-747	1371		1371			
63			*B-747	94		94			
64			B-747SP	9		9			
65			ALL TYPES	1474		1474	1512	1467	97.02
67		PA---TOTAL	B-747	2101		2101			
68			*B-747	189		189			
69			B-747SP	11		11			
70			ALL TYPES	2301		2301	2342	2292	97.86
72		TS---DOMESTIC	B-737-100/200	14248	4	14252			
73			ALL TYPES	14248	4	14252	14411	12768	88.59
74		UA---DOMESTIC	DC-10-10	1495		1497			
75			B-747	3895	2	3897			
76			DC-8-61	260	130	390			
77			DC-8-62	268		268			
78			ALL TYPES	5919	134	6052	5979	5905	98.76
80		WA---DOMESTIC	DC-10-10	2452		2482			
81			ALL TYPES	2452	30	2482	2459	2435	99.02
83	COMMUNITY TOTAL	DOMESTIC	DC-10-10	5055		5112			
84			B-747	6162		6176			
85			DC-8-62	270	1	271			
86			B-747SP	26		26			
87			DC-10-30	72		72			
88			*DC-8-63F	245	4	249			
89			SD3-30	1014		1014			
90			DC-9-50	15804		15804			
91			DC-9-30	24		24			
92			*B-747	95		95			
93			B-737-100/200	14248	4	14252			
94			DC-8-61	260	130	390			
95			ALL TYPES	43275	210	43485	44442	40136	90.31
97		INTERNATIONAL	B-747	2212		2212			
98			B-747SP	37		37			
99			B-727-100	106		106			
100			*B-727-100	18		18			
101			DC-10-10	314		314			
102			DC-10-30	61		61			
103			*B-747	94		94			
104			ALL TYPES	2842		2842	2916	2819	96.67
106		TOTAL	DC-10-10	5369		5426			
107			B-747	8376		8386			
108			DC-8-62	270	1	271			
109			B-747SP	63		63			

TABLE 7
 AIRCRAFT DEPARTURES SCHEDULED AND AIRCRAFT DEPARTURES PERFORMED,
 BY TYPE OF OPERATION, BY AIRCRAFT TYPE, BY COMMUNITY, AND BY CARRIER
 12 MONTHS ENDED DECEMBER 31, 1980

Line No.	Ara, state or country Community (Airport name)	Carrier and type of operation	Type of aircraft	Total departures performed			Departures scheduled	Scheduled departures completed	
				Scheduled service	Nonscheduled service	All services		Number	Percent of departures scheduled
	1	2	3	4	5	6	7	8	9
1	COMMUNITY TOTAL	DOMESTIC	(CONT.)						
2			SWEAR-METRO	5		5			
3			DC-9-10	1657	1	1658			
4			DC-9-30	4070		4070			
5			B-727-200	1278	2	1280			
6			B-727-100	2181		2181			
7			DC-10-10	7		7			
8			DC-8-62	1		1			
9			DC-8-61	3	11	14			
10			ALL TYPES	13119	20	13139	13252	12794	96.54
11									
12	INDIAN FALLS	CZ---DOMESTIC	EMBRAER	196		196			
13	(FANNING FIELD)		BH-99		1	1			
14			ALL TYPES	196	1	197	213	196	92.01
15									
16		RW---DOMESTIC	DC-9-10	8		8			
17			DC-9-30	1428		1428			
18			ALL TYPES	1436		1436	1447	1415	97.78
19									
20									
21		WA---DOMESTIC	B-737-100/200	505		505			
22			B-727-200	237		237			
23			ALL TYPES	742		742	732	725	99.04
24									
25	COMMUNITY TOTAL	DOMESTIC	EMBRAER	196		196			
26			BH-99		1	1			
27			DC-9-10	8		8			
28			DC-9-30	1428		1428			
29			B-737-100/200	505		505			
30			B-727-200	237		237			
31			ALL TYPES	2374	1	2375	2392	2336	97.65
32									
33	WILMINGTON/CLARKSTON	CZ---DOMESTIC	BH-99	2076		2076			
34	(WILMINGTON-NEZ PERCE COUNTY)		EMBRAER	250		250			
35			ALL TYPES	2326	2	2328	2412	2326	96.43
36									
37		RW---DOMESTIC	DC-9-10	64		64			
38			DC-9-30	669		669			
39			ALL TYPES	733		733	644	629	97.67
40									
41	COMMUNITY TOTAL	DOMESTIC	BH-99	2076	2	2078			
42			EMBRAER	250		250			
43			DC-9-10	64		64			
44			DC-9-30	669		669			
45			ALL TYPES	3059	2	3061	3056	2955	96.69
46									
47	POCATTELLO	CZ---DOMESTIC	EMBRAER	1052		1052			
48	(POCATTELLO MUNI)		BH-99	4		4			
49			ALL TYPES	1056	1	1057	1119	1056	94.36
50									
51		OG---DOMESTIC	PA-31/34/39	190		190			
52			SWEAR-METRO	544		544			
53			ALL TYPES	734		734	754	736	97.61
54									
55		RW---DOMESTIC	DC-9-30	1071	2	1073			
56			DC-9-10	4		4			
57			ALL TYPES	1075	2	1077	1088	1063	97.70
58									
59		WA---DOMESTIC	B-737-100/200	239		239			
60			B-727-200	4		4			
61			ALL TYPES	243		243	234	231	98.71
62									
63	COMMUNITY TOTAL	DOMESTIC	EMBRAER	1052	1	1053			
64			BH-99	4		4			
65			PA-31/34/39	190		190			
66			SWEAR-METRO	544		544			
67			DC-9-30	1071	2	1073			
68			DC-9-10	4		4			
69			B-737-100/200	239		239			
70			B-727-200	4		4			
71			ALL TYPES	3108	3	3111	3195	3086	96.58
72									
73									
74	TWIN FALLS	CZ---DOMESTIC	BH-99	3		3			
75	(CITY-COUNTY APRF. JOSLIN FLD)		EMBRAER	240		240			
76			ALL TYPES	243		243	283	243	85.86
77									
78		RW---DOMESTIC	DC-9-10	686		686			
79			DC-9-30	769		769			
80			ALL TYPES	1455		1455	1368	1275	93.20
81									
82	COMMUNITY TOTAL	DOMESTIC	BH-99	3		3			
83			EMBRAER	240		240			
84			DC-9-10	686		686			
85			DC-9-30	769		769			
86			ALL TYPES	1698		1698	1651	1518	91.94
87									
88	ILLINOIS								
89									
90	BLOOMINGTON	OZ---DOMESTIC	FH-227	248		248			
91	(BLOOMINGTON-NORMAL)		ALL TYPES	248		248	282	246	87.23
92									
93	CHAMPAIGN/URBANA	OZ---DOMESTIC	FH-227	805		805			
94	(UNIVERSITY OF ILLINOIS-WILLARD)		DC-9-10	528		528			
95			DC-9-30	1839	20	1859			
96			ALL TYPES	3172	20	3192	3532	3141	89.49
97									
98	CHICAGO	AA---DOMESTIC	B-727-200	1		1			
99	(MIDWAY)		ALL TYPES	1		1			
100									
101		DL---DOMESTIC	DC-9-30	672		672			
102			ALL TYPES	672		672	678	671	98.96
103									
104		ML---DOMESTIC	DC-9-30	1207		1207			
105			DC-9-15F	1540		1540			
106			ALL TYPES	2747		2747	2789	2747	98.49
107									
108									
109									
110									
111									
112									

TABLE 7
 AIRCRAFT DEPARTURES SCHEDULED AND AIRCRAFT DEPARTURES PERFORMED,
 BY TYPE OF OPERATION, BY AIRCRAFT TYPE, BY COMMUNITY, AND BY CARRIER

12 MONTHS ENDED DECEMBER 31, 1980

Line No.	Area, state or country Community (Airport name)	Carrier and type of operation	Type of aircraft	Total departures performed			Departures scheduled	Scheduled departures completed	
				Scheduled service	Non-scheduled service	All services		Number	Percent of departures scheduled
	1	2	3	4	5	6	7	8	9
1	MIDWAY	(GFAF-J)							
2		NW---DOMESTIC	B-727-100	609		609			
3			B-727-200	8		8			
4			ALL TYPES	617		617	629	613	97.45
5		UA---DOMESTIC	B-737-100/200	1		1			
6			B-727-200	1	1	2			
7			B-727-100		3	3			
8			ALL TYPES	2	4	6			
9									
10	AIRPORT TOTAL	DOMESTIC	B-727-200	10	1	11			
11			DC-9-30	1879		1879			
12			DC-9-15F	1540		1540			
13			B-727-100	609	3	612			
14			B-737-100/200	1		1			
15			ALL TYPES	4039	4	4043	4096	4031	98.41
16									
17	(O'HARE INTERNATIONAL)	AA---DOMESTIC	B-727-100	7718		7718			
18			B-727-200	25404	1	25405			
19			DC-10-10	8657	1	8658			
20			B-707-100B	2681	1	2682			
21			B-707-300B	498	2	500			
22			B-707-300C	452	9	461			
23			*B-707-300C	811		811			
24			B-747	4		4			
25			*B-747	302		302			
26			ALL TYPES	47027	14	47041	47344	46846	98.94
27									
28		AA---INTERNATIONAL	DC-10-10	349		349			
29			B-707-100B	339		339			
30			B-707-300B	116		116			
31			B-707-300C	219	5	224			
32			ALL TYPES	1023	5	1028	1014	1012	99.80
33									
34		AA---TOTAL	B-727-100	7718		7718			
35			B-727-200	25404	1	25405			
36			DC-10-10	9006	1	9007			
37			B-707-100B	3221	1	3021			
38			B-707-300B	614	2	616			
39			B-707-300C	1171	14	1185			
40			*B-707-300C	811		811			
41			B-747	4		4			
42			*B-747	302		302			
43			ALL TYPES	48050	19	48069	48358	47858	98.96
44									
45		AL---DOMESTIC	RAC-111-200	45		45			
46			DC-9-30	5331	2	5333			
47			B-727-100	240		240			
48			ALL TYPES	5616	2	5618	5721	5613	98.11
49									
50		RN---DOMESTIC	B-727-100	214	3	217			
51			B-727-100C/QC	785		785			
52			*B-727-100C/QC	486		486			
53			B-727-200	4366	5	4371			
54			ALL TYPES	5851	8	5859	5932	5851	98.63
55									
56		CC---DOMESTIC	B-727-100	545		545			
57			B-727-200	1689	1	1690			
58			DC-10-10	907		907			
59			ALL TYPES	3141	1	3142	3207	3137	97.81
60									
61		UL---DOMESTIC	DC-9-30	8065	4	8069			
62			B-727-200	14967		14962			
63			L-1011	2148		2148			
64			DC-8-50	82		82			
65			DC-8-61	25		25			
66			ALL TYPES	25282	4	25286	25416	25242	99.31
67									
68		EA---DOMESTIC	DC-9-30	3570		3570			
69			DC-9-50	51		51			
70			B-727-100	1878		1878			
71			B-727-100C/QC	960		960			
72			B-727-200	1343		1343			
73			L-1011	1019		1019			
74			A-300B	15		15			
75			ALL TYPES	8836		8836	9026	8818	97.69
76									
77		FA---INTERNATIONAL	L-1011	80		80			
78			B-727-200		1	1			
79			ALL TYPES	80	1	81	84	80	95.23
80									
81		EA---TOTAL	DC-9-30	3570		3570			
82			DC-9-50	51		51			
83			B-727-100	1878		1878			
84			B-727-100C/QC	960		960			
85			B-727-200	1343	1	1344			
86			L-1011	1099		1099			
87			A-300B	15		15			
88			ALL TYPES	8916	1	8917	9110	8898	97.67
89									
90		FL---DOMESTIC	B-737-100/200	48		48			
91			ALL TYPES	48		48	53	48	90.56
92									
93		FT---DOMESTIC	*B-747	884	1	885			
94			*B-747F	245		245			
95			*DC-8-61	1492	3	1495			
96			*DC-8-63F	1886	3	1889			
97			*B-747-200	246	5	251			
98			ALL TYPES	4753	12	4765	4820	4447	92.11
99									
100		NW---DOMESTIC	B-727-100	2444	7	2451			
101			B-727-200	9580	7	9587			
102			DC-10-40	3803		3803			
103			B-747	829	1	830			
104			*B-747F	547		547			
105			ALL TYPES	17203	15	17218	17789	17163	96.48
106									
107		NW---INTERNATIONAL	B-747	285		285			
108			ALL TYPES	285		285	287	285	99.30
109									
110		NW---TOTAL	B-727-100	2444	7	2451			
111			B-727-200	9580	7	9587			
112			282						

TABLE 7
AIRCRAFT DEPARTURES SCHEDULED AND AIRCRAFT DEPARTURES PERFORMED,
BY TYPE OF OPERATION, BY AIRCRAFT TYPE, BY COMMUNITY, AND BY CARRIER
12 MONTHS ENDED DECEMBER 31, 1980

Line No.	Area, state or country Community (Airport name)	Carrier and type of operation	Type of aircraft	Total departures performed			Departures scheduled	Scheduled departures completed	
				Scheduled service	Non-scheduled service	All services		Number	Percent of departures scheduled
1	2	3	4	5	6	7	8	9	
1	O'HARE INTERNATIONAL	NW---TOTAL	(CONT.)						
2			OC-10-40	3803		3803			
3			B-747	1114	1	1115			
4			*B-747F	547		547			
5			ALL TYPES	17488	15	17503	18076	17448	96.52
6			OZ---DOMESTIC						
7			FN-227	2087		2087			
8			DC-9-10	1845	7	1852			
9			DC-9-30	7214	95	7309			
10			ALL TYPES	11146	102	11248	12201	11125	91.18
11			PA---DOMESTIC						
12			*B-747	45		45			
13			B-747SP	1		1			
14			B-707-300B		1	1			
15			ALL TYPES	46	1	47	44	41	93.18
16			PA---INTERNATIONAL						
17			*B-747	226		226			
18			B-707-300B		39	39			
19			B-747	1	1	2			
20			ALL TYPES	227	40	267	233	217	93.13
21			PA---TOTAL						
22			*B-747	271		271			
23			B-747SP	1		1			
24			B-707-300B		40	40			
25			B-747	1	1	2			
26			ALL TYPES	273	41	314	277	258	93.14
27			PI---DOMESTIC						
28			B-737-100/200	3286	13	3299			
29			B-727-100	353	6	359			
30			ALL TYPES	3639	19	3658	3674	3639	99.04
31			QH---DOMESTIC						
32			B-737-100/200	3	15	18			
33			ALL TYPES	3	15	18	3	3	100.00
34			RC---DOMESTIC						
35			CV-580	6357	5	6362			
36			DC-9-10	4848		4848			
37			DC-9-30	6190	6	6196			
38			DC-9-50	9409	11	9420			
39			ALL TYPES	26804	22	26826	27185	26631	97.96
40			RO---DOMESTIC						
41			*B-727-100C/QC	17		17			
42			*DC-8-10	13		13			
43			*DC-8-50F	32		32			
44			*DC-8-63F	23		23			
45			ALL TYPES	85		85	87	81	93.10
46			SB---DOMESTIC						
47			*B-747	119		119			
48			*B-747F	126		126			
49			*DC-8-50F	457		457			
50			ALL TYPES	702		702	702	702	100.00
51			TW---DOMESTIC						
52			B-727-100	4447		4447			
53			B-727-100C/QC	1358		1358			
54			B-727-200	9102		9102			
55			L-1011	1411		1411			
56			B-707-100B	5367		5367			
57			B-707-300B	3449		3449			
58			B-707-300C	152		152			
59			B-747	3		3			
60			ALL TYPES	25309		25309	25602	25288	98.77
61			TW---INTERNATIONAL						
62			B-747	350		350			
63			B-707-300B		21	21			
64			ALL TYPES	350	21	371	353	350	99.15
65			TW---TOTAL						
66			B-727-100	4447		4447			
67			B-727-100C/QC	1358		1358			
68			B-727-200	9102		9102			
69			L-1011	1411		1411			
70			B-707-100B	5367		5367			
71			B-707-300B	3449	21	3490			
72			B-707-300C	152		152			
73			B-747	353		353			
74			ALL TYPES	25659	21	25680	25955	25638	98.77
75			UA---DOMESTIC						
76			B-737-100/200	18386	1	18387			
77			B-727-100	9664	66	9730			
78			B-727-200	26678	117	26795			
79			DC-10-10	13996	39	14035			
80			B-747	2007	17	2024			
81			DC-8-50	6		6			
82			*DC-8-50F	2634	2	2636			
83			DC-8-61	7891	743	8634			
84			DC-8-62	107	2	109			
85			ALL TYPES	76369	987	77356	77026	76151	98.83
86			XV---DOMESTIC						
87			BH-99	1981		1981			
88			S03-30	4266		4266			
89			ALL TYPES	6247		6247	6243	6243	100.00
90			ZW---DOMESTIC						
91			SWEAR-METRO	8128		8128			
92			DASH-7	4862		4862			
93			ALL TYPES	12990		12990	13464	12975	96.36
94		AIRPORT TOTAL	DOMESTIC						
95			B-727-100	27503	82	27585			
96			B-727-200	93124	131	93255			
97			DC-10-10	23560	40	23600			
98			B-707-100B	8048	1	8049			
99			B-707-300B	3967	3	3970			
100			B-707-300C	1104	9	1113			
101			*B-707-300C	811		811			
102			B-747	2843	18	2861			
103			*B-747	1350	1	1351			
104			BAC-111-200	45		45			
105			DC-9-30	30370	107	30477			
106			B-727-100C/QC	3103		3103			
107			*B-727-100C/QC	503		503			
108			L-1011	4578		4578			
109			DC-8-50	88		88			
110			DC-8-61	2916	743	3659			
111			DC-9-50	9460	11	9471			
112			A-300B	15		15			

TABLE 7
AIRCRAFT DEPARTURES SCHEDULED AND AIRCRAFT DEPARTURES PERFORMED,
BY TYPE OF OPERATION, BY AIRCRAFT TYPE, BY COMMUNITY, AND BY CARRIER
12 MONTHS ENDED DECEMBER 31, 1980

Line No.	Area, state or country Community (Airport name)	Carrier and type of operation	Type of aircraft	Total departures performed			Departures scheduled	Scheduled departures completed	
				Scheduled service	Non-scheduled service	All services		Number	Percent of departures scheduled
1	2	3	4	5	6	7	8	9	
1	AIRPORT TOTAL	DOMESTIC	(CONT.)						
2			B-737-100/200	21723	29	21752			
3			*B-747F	918		918			
4			*DC-8-61	1492	3	1495			
5			*DC-8-63F	1909	3	1912			
6			*B-747-200	246	5	251			
7			DC-10-40	3803		3803			
8			FH-227	2087		2087			
9			DC-9-10	6693	7	6700			
10			B-747SP	1		1			
11			CV-580	6357	5	6362			
12			*DC-8-10	13		13			
13			*DC-8-50F	3123	2	3125			
14			DC-8-62	107	2	109			
15			BH-99	1981		1981			
16			SD3-30	4266		4266			
17			SWEAR-METRO	8128		8128			
18			DASH-7	4862		4862			
19			ALL TYPES	281097	1202	282299	285539	280017	98.06
20		INTERNATIONAL	DC-10-10	349		349			
21			B-707-100B	339		339			
22			B-707-300B	116	60	176			
23			B-707-300C	219	5	224			
24			L-1011	80		80			
25			B-727-200	1	1	2			
26			B-747	636	1	637			
27			*B-747	226		226			
28			ALL TYPES	1965	67	2032	1971	1944	98.63
29		TOTAL	B-727-100	27503	82	27585			
30			B-727-200	93124	132	93256			
31			DC-10-10	23909	40	23949			
32			B-707-100B	8387	1	8388			
33			B-707-300B	4083	63	4146			
34			B-707-300C	1323	14	1337			
35			*B-747-200	811		811			
36			B-747	3479	19	3498			
37			*B-747	1576	1	1577			
38			BAC-111-200	45		45			
39			DC-9-30	30370	107	30477			
40			B-727-100C/QC	3103		3103			
41			*B-727-100C/QC	503		503			
42			L-1011	4658		4658			
43			DC-8-50	88		88			
44			DC-8-61	2916	743	3659			
45			DC-9-30	9460	11	9471			
46			A-300B	15		15			
47			B-737-100/200	21723	29	21752			
48			*B-747F	918		918			
49			*DC-8-61	1492	3	1495			
50			*DC-8-63F	1909	3	1912			
51			*B-747-200	246	5	251			
52			DC-10-40	3803		3803			
53			FH-227	2087		2087			
54			DC-9-10	6693	7	6700			
55			B-747SP	1		1			
56			CV-580	6357	5	6362			
57			*DC-8-10	13		13			
58			*DC-8-50F	3123	2	3125			
59			DC-8-62	107	2	109			
60			BH-99	1981		1981			
61			SD3-30	4266		4266			
62			SWEAR-METRO	8128		8128			
63			DASH-7	4862		4862			
64			ALL TYPES	283062	1269	284331	287510	281961	98.06
65	COMMUNITY TOTAL BY CARRIER	AA---DOMESTIC	B-727-100	7718		7718			
66			B-727-200	25405	1	25406			
67			DC-10-10	9657	1	9658			
68			B-707-100B	2681	1	2682			
69			B-707-300B	498	2	500			
70			B-707-300C	957	9	966			
71			*B-747-200	811		811			
72			B-747	4		4			
73			*B-747	302		302			
74			ALL TYPES	47028	14	47042	47344	46846	98.94
75		AA---INTERNATIONAL	DC-10-10	349		349			
76			B-707-100B	339		339			
77			B-707-300B	116		116			
78			B-707-300C	219	5	224			
79			ALL TYPES	1023	5	1028	1014	1012	99.80
80		AA---TOTAL	B-727-100	7718		7718			
81			B-727-200	25405	1	25406			
82			DC-10-10	9006	1	9007			
83			B-707-100B	3020	1	3021			
84			B-707-300B	614	2	616			
85			B-707-300C	1171	14	1185			
86			*B-747-200	811		811			
87			B-747	4		4			
88			*B-747	302		302			
89			ALL TYPES	48051	19	48070	48358	47858	98.96
90		AL---DOMESTIC	BAC-111-200	45		45			
91			DC-9-30	5331	2	5333			
92			B-727-100	240		240			
93			ALL TYPES	5616	2	5618	5721	5613	98.11
94		BN---DOMESTIC	B-727-100	214	3	217			
95			B-727-100C/QC	785		785			
96			*B-727-100C/QC	486		486			
97			B-727-200	4366	5	4371			
98			ALL TYPES	5851	8	5859	5932	5851	98.63
99		CC---DOMESTIC	B-727-100	545		545			
100			B-727-200	1689	1	1690			
101			DC-10-10	907		907			
102			ALL TYPES	3141	1	3142	3207	3137	97.81
103		DL---DOMESTIC	DC-9-30	8737	4	8741			

TABLE 7
AIRCRAFT DEPARTURES SCHEDULED AND AIRCRAFT DEPARTURES PERFORMED,
BY TYPE OF OPERATION, BY AIRCRAFT TYPE, BY COMMUNITY, AND BY CARRIER
12 MONTHS ENDED DECEMBER 31, 1980

Line No.	Area, state or country Community (Airport name)	Carrier and type of operation	Type of aircraft	Total departures performed			Departures scheduled	Scheduled departures completed	
				Scheduled service	Nonscheduled service	All services		Number	Percent of departures scheduled
1	2	3	4	5	6	7	8	9	
1	COMMUNITY TOTAL BY CARRIER	DL---DOMESTIC	(CONT. 1 B-727-200	14962		14962			
2			L-1011	2148		2148			
3			DC-8-50	82		82			
4			DC-8-61	25		25			
5			ALL TYPES	25956	4	25958	26094	25913	99.30
6		EA---DOMESTIC	DC-9-30	3570		3570			
7			DC-9-50	51		51			
8			A-300B	15		15			
9			B-727-100	1878		1878			
10			B-727-100C/QC	960		960			
11			B-727-200	1343		1343			
12			L-1011	1019		1019			
13			ALL TYPES	8836		8836	9026	8818	97.69
14		EA---INTERNATIONAL	B-727-200		1	1			
15			L-1011	80		80			
16			ALL TYPES	80	1	81	84	80	95.23
17		EA---TOTAL	DC-9-30	3570		3570			
18			DC-9-50	51		51			
19			A-300B	15		15			
20			B-727-100	1878		1878			
21			B-727-100C/QC	960		960			
22			B-727-200	1343		1343			
23			L-1011	1019	1	1020			
24			ALL TYPES	8916	1	8917	9110	8898	97.67
25		FL---DOMESTIC	B-737-100/200	48		48			
26			ALL TYPES	48		48	53	48	90.56
27		FT---DOMESTIC	*B-747	884		885			
28			*B-747-200	246	5	251			
29			*B-747F	245		245			
30			*DC-8-61	1492	3	1495			
31			*DC-8-63F	1886	3	1889			
32			ALL TYPES	4753	12	4765	4820	4440	92.11
33		ML---DOMESTIC	DC-9-15F	1540		1540			
34			DC-9-30	1207		1207			
35			ALL TYPES	2747		2747	2789	2747	98.49
36		NW---DOMESTIC	B-727-100	3053	7	3060			
37			B-727-200	9588	7	9595			
38			DC-10-40	3803		3803			
39			B-747	829	1	830			
40			*B-747F	547		547			
41			ALL TYPES	17820	15	17835	13418	17776	96.51
42		NW---INTERNATIONAL	B-747	285		285			
43			ALL TYPES	285		285	287	285	99.30
44		NW---TOTAL	B-727-100	3053	7	3060			
45			B-727-200	9588	7	9595			
46			DC-10-40	3803		3803			
47			B-747	1114	1	1115			
48			*B-747F	547		547			
49			ALL TYPES	18105	15	18120	18705	18061	96.55
50		OZ---DOMESTIC	FH-227	2087		2087			
51			DC-9-10	1845	7	1852			
52			DC-9-30	7214	95	7309			
53			ALL TYPES	11146	102	11248	12201	11125	91.18
54		PA---DOMESTIC	B-707-300B		1	1			
55			*B-747	45		45			
56			B-747SP	1		1			
57			ALL TYPES	46	1	47	44	41	93.18
58		PA---INTERNATIONAL	B-707-300B		39	39			
59			B-747	1	1	2			
60			*B-747	226		226			
61			ALL TYPES	227	40	267	233	217	93.13
62		PA---TOTAL	B-707-300B		40	40			
63			B-747	1	1	2			
64			*B-747	271		271			
65			B-747SP	1		1			
66			ALL TYPES	273	41	314	277	258	93.14
67		PI---DOMESTIC	B-737-100/200	3286	13	3299			
68			B-727-100	353	6	359			
69			ALL TYPES	3639	19	3658	3674	3639	99.04
70		QH---DOMESTIC	B-737-100/200	3	15	18			
71			ALL TYPES	3	15	18	3	3	100.00
72		RC---DOMESTIC	CV-580	6357	5	6362			
73			DC-9-10	4848		4848			
74			DC-9-30	6190	6	6196			
75			DC-9-50	9409	11	9420			
76			ALL TYPES	26804	22	26826	27185	26631	97.96
77		RD---DOMESTIC	*B-727-100C/QC	17		17			
78			*DC-8-10	13		13			
79			*DC-8-53F	32		32			
80			*DC-8-63F	23		23			
81			ALL TYPES	85		85	87	81	93.10
82		SB---DOMESTIC	*B-747	119		119			
83			*B-747F	126		126			
84			*DC-8-50F	457		457			
85			ALL TYPES	702		702	702	702	100.00
86		TM---DOMESTIC	B-727-100	4447		4447			
87			B-727-100C/QC	1358		1358			
88			B-727-200	9102		9102			
89			L-1011	1411		1411			
90			B-707-100B	5367		5367			
91			B-707-300B	3469		3469			
92			B-707-300C	152		152			

TABLE 7
AIRCRAFT DEPARTURES SCHEDULED AND AIRCRAFT DEPARTURES PERFORMED,
BY TYPE OF OPERATION, BY AIRCRAFT TYPE, BY COMMUNITY, AND BY CARRIER

12 MONTHS ENDED DECEMBER 31, 1980

Line No.	Area, state or country Community (Airport name)	Carrier and type of operation	Type of aircraft	Total departures performed			Departures scheduled	Scheduled departures completed	
				Scheduled service	Non-scheduled service	All services		Number	Percent of departures scheduled
1	2	3	4	5	6	7	8	9	
1	COMMUNITY TOTAL BY CARRIER	TW---DOMESTIC	(CONT.)						
2			B-747			3			
3			ALL TYPES	25309		25309	25602	25288	98.77
4		TW---INTERNATIONAL	B-707-300B		21	21			
5			B-747	350		350			
6			ALL TYPES	350	21	371	353	350	99.15
7		TW---TOTAL	B-727-100	4447		4447			
8			B-727-100C/QC	1358		1358			
9			B-727-200	9102		9102			
10			L-1011	1411		1411			
11			B-707-100B	5367		5367			
12			B-707-300B	3469	21	3490			
13			B-707-300C	152		152			
14			B-747	353		353			
15			ALL TYPES	25659	21	25680	25955	25638	98.77
16		UA---DOMESTIC	B-737-100/200	18387	1	18388			
17			B-727-100	9664	69	9733			
18			B-727-200	26679	118	26797			
19			DC-10-10	13996	39	14035			
20			B-747	2007	17	2024			
21			DC-8-50	6		6			
22			*DC-8-50F	2634	2	2636			
23			DC-8-61	2891	743	3634			
24			DC-8-62	107		107			
25			ALL TYPES	76371	991	77362	77026	76131	98.83
26		XV---DOMESTIC	BH-99	1981		1981			
27			SD3-30	4266		4266			
28			ALL TYPES	6247		6247	6243	6243	100.00
29		ZW---DOMESTIC	SWEAR-METRO	8128		8128			
30			DASH-7	4862		4862			
31			ALL TYPES	12990		12990	13464	12975	96.36
32	COMMUNITY TOTAL	DOMESTIC	B-727-200	93134	132	93266			
33			DC-9-30	32249	107	32356			
34			DC-9-15F	1540		1540			
35			B-727-100	28112	85	28197			
36			B-737-100/200	21724	29	21753			
37			DC-10-10	23560	40	23600			
38			B-707-100B	8048	1	8049			
39			B-707-300B	3967	3	3970			
40			B-707-300C	1104	9	1113			
41			*B-707-300C	811		811			
42			B-747	2843	18	2861			
43			*B-747	1350	1	1351			
44			BAC-111-200	45		45			
45			B-727-100C/QC	3103		3103			
46			*B-727-100C/QC	503		503			
47			L-1011	4578		4578			
48			DC-8-50	88		88			
49			DC-8-61	2916	743	3659			
50			DC-9-50	9460	11	9471			
51			A-300B	15		15			
52			*B-747F	918		918			
53			*DC-8-61	1492	3	1495			
54			*DC-8-63F	1909	3	1912			
55			*B-747-200	246	5	251			
56			DC-10-40	3803		3803			
57			FH-227	2087		2087			
58			DC-9-10	6693	7	6700			
59			B-747SP	1		1			
60			CV-580	6357	5	6362			
61			*DC-8-10	13		13			
62			*DC-8-50F	3123	2	3125			
63			DC-8-62	107	2	109			
64			BH-99	1981		1981			
65			SD3-30	4266		4266			
66			SWEAR-METRO	8128		8128			
67			DASH-7	4862		4862			
68			ALL TYPES	285136	1206	286342	289635	284048	98.07
69		INTERNATIONAL	DC-10-10	349		349			
70			B-707-100B	339		339			
71			B-707-300B	116	60	176			
72			B-707-300C	219	5	224			
73			L-1011	80		80			
74			B-727-200	1		1			
75			B-747	636	1	637			
76			*B-747	226		226			
77			ALL TYPES	1965	67	2032	1971	1944	98.63
78		TOTAL	B-727-200	93134	133	93267			
79			DC-9-30	32249	107	32356			
80			DC-9-15F	1540		1540			
81			B-727-100	28112	85	28197			
82			B-737-100/200	21724	29	21753			
83			DC-10-10	23909	40	23949			
84			B-707-100B	8387	1	8388			
85			B-707-300B	4083	63	4146			
86			B-707-300C	1323	14	1337			
87			*B-707-300C	811		811			
88			B-747	3479	19	3498			
89			*B-747	1576	1	1577			
90			BAC-111-200	45		45			
91			B-727-100C/QC	3103		3103			
92			*B-727-100C/QC	503		503			
93			L-1011	4658		4658			
94			DC-8-50	88		88			
95			DC-8-61	2916	743	3659			
96			DC-9-50	9460	11	9471			
97			A-300B	15		15			
98			*B-747F	918		918			
99			*DC-8-61	1492	3	1495			
100			*DC-8-63F	1909	3	1912			
101			*B-747-200	246	5	251			
102			DC-10-40	3803		3803			
103			FH-227	2087		2087			
104			DC-9-10	6693	7	6700			

TABLE 7
 AIRCRAFT DEPARTURES SCHEDULED AND AIRCRAFT DEPARTURES PERFORMED,
 BY TYPE OF OPERATION, BY AIRCRAFT TYPE, BY COMMUNITY, AND BY CARRIER
 12 MONTHS ENDED DECEMBER 31, 1980

Line No.	Area, state or country (Community name)	Carrier and type of operation	Type of aircraft	Total departures performed			Departures scheduled	Scheduled departures completed	
				Scheduled service	Nonscheduled service	All services		Number	Percent of departures scheduled
1	2	3	4	5	6	7	8	9	
1	COMMUNITY TOTAL	TOTAL	(CONT.)						
2			B-747SP	1		1			
3			CV-580	6357	5	6362			
4			*DC-8-10	13		13			
5			*DC-9-50F	3123	2	3125			
6			DC-8-62	107	2	109			
7			BH-99	1981		1981			
8			SD3-30	4266		4266			
9			SWEAR-METRO	8128		8128			
10			DASH-7	4862		4862			
11			ALL TYPES	287101	1273	288374	291606	285992	98.07
12									
13	DECATUR (DECATUR)	OZ---DOMESTIC	FH-227	676		676			
14			DC-9-10	285		285			
15			DC-9-30	1157	6	1163			
16			ALL TYPES	2118	6	2124	2388	2113	88.48
17									
18									
19	MARION/HERRIN (WILLIAMSON COUNTY)	OZ---DOMESTIC	FH-227	508		508			
20			DC-9-30	79	1	80			
21			DC-9-10	31		31			
22			ALL TYPES	618	1	619	780	616	78.37
23									
24									
25	NATTOON/CHARLESTON (COLES COUNTY MEMORIAL)	OZ---DOMESTIC	FH-227	247		247			
26			ALL TYPES	247		247	282	245	86.97
27									
28									
29									
30	MOLINE/DAVENPORT (QUAD-CITY)	OZ---DOMESTIC	FH-227	3		3			
31			DC-9-10	826		826			
32			DC-9-30	3141	104	3245			
33			ALL TYPES	3970	104	4074	4111	3961	91.88
34									
35		UA---DOMESTIC	B-737-100/200	617		617			
36			B-727-100	487	7	494			
37			B-727-200	1404	2	1406			
38			DC-8-61	4		4			
39			ALL TYPES	2508	13	2521	2498	2471	95.91
40									
41		XV---DOMESTIC	BH-99	1375		1375			
42			SD3-30	1477		1477			
43			ALL TYPES	2852		2852	2852	2852	100.00
44									
45	COMMUNITY TOTAL	DOMESTIC	FH-227	3		3			
46			DC-9-10	826		826			
47			DC-9-30	3141	104	3245			
48			B-737-100/200	617		617			
49			B-727-100	487	7	494			
50			B-727-200	1404	2	1406			
51			DC-8-61	4		4			
52			BH-99	1375		1375			
53			SD3-30	1477		1477			
54			ALL TYPES	9330	117	9447	9661	9284	96.09
55									
56	MOUNT VERNON (MT VERNON-OUTLAND)	OZ---DOMESTIC	FH-227	250		250			
57			ALL TYPES	250		250	282	248	87.94
58									
59									
60									
61	PEORIA (GAFATER PEORIA)	CH---DOMESTIC	BH-99	2	6	8			
62			G-159	20	5	25			
63			ALL TYPES	22	11	33	24	22	91.66
64									
65		CO---DOMESTIC	B-727-100	69		69			
66			B-727-200	323		323			
67			ALL TYPES	392		392	366	365	99.72
68									
69		OZ---DOMESTIC	FH-227	579		579			
70			DC-9-10	1153		1153			
71			DC-9-30	5101	32	5133			
72			ALL TYPES	6833	32	6865	7413	6817	91.96
73									
74		XV---DOMESTIC	BH-99	118		118			
75			SD3-30	573		573			
76			ALL TYPES	691		691	691	691	100.00
77									
78	COMMUNITY TOTAL	DOMESTIC	BH-99	120	6	126			
79			G-159	20	5	25			
80			B-727-100	69		69			
81			B-727-200	323		323			
82			FH-227	579		579			
83			DC-9-10	1153		1153			
84			DC-9-30	5101	32	5133			
85			SD3-30	573		573			
86			ALL TYPES	7938	43	7981	8494	7895	92.94
87									
88	QUINCY/HANNIBAL (QUINCY MUNI BALOWIN FIELD)	OZ---DOMESTIC	FH-227	509		509			
89			DC-9-30	526	7	533			
90			DC-9-10	154		154			
91			ALL TYPES	1189	7	1196	1317	1183	89.82
92									
93									
94	ROCKFORD (GAFATER ROCKFORD)	CH---DOMESTIC	BH-99	5		5			
95			G-159	190	40	230			
96			ALL TYPES	195	40	235	196	195	99.48
97									
98		OZ---DOMESTIC	FH-227	626		626			
99			DC-9-30	191	2	193			
100			DC-9-10	148		148			
101			ALL TYPES	965	2	967	1078	933	86.54
102									
103		TM---DOMESTIC	B-727-100	165		165			
104			B-727-100C/QC	47		47			
105			B-727-200	55		55			
106			ALL TYPES	267		267	253	249	98.41
107									
108	COMMUNITY TOTAL	DOMESTIC	BH-99	5		5			
109			G-159	190	40	230			
110			FH-227	626		626			
111			DC-9-30	191	2	193			
112			287						

TABLE 7
 AIRCRAFT DEPARTURES SCHEDULED AND AIRCRAFT DEPARTURES PERFORMED,
 BY TYPE OF OPERATION, BY AIRCRAFT TYPE, BY COMMUNITY, AND BY CARRIER
 12 MONTHS ENDED DECEMBER 31, 1980

Line No.	Aircraft Community (Airport name)	Carrier and type of operation	Type of aircraft	Total departures performed			Departures scheduled	Scheduled departures completed				
				Scheduled service	Nonscheduled service	All services		Number	Percent of departures scheduled			
1	2	3	4	5	6	7	8	9				
1	INDIANAPOLIS MUNI/MEIR-COOK/ COMMUNITY TOTAL	TW---DOMESTIC	(CONT.)									
2			B-707-300B	257		257						
3			B-707-300C	31		31						
4			ALL TYPES	5713		5713		5691	5629	98.91		
5												
6												
7												
8												
9												
10												
11												
12												
13												
14												
15												
16												
17												
18												
19												
20												
21												
22	LAFAYETTE (PURDUE UNIVERSITY)	ZM---DOMESTIC	SWEAR-METRO	2782		2782						
23			DASH-7	501		501						
24			ALL TYPES	3283		3283		3432	3280	95.57		
25												
26												
27			SOUTH BEND (ST JOSEPH COUNTY)	RC---DOMESTIC	CV-580	1195	1	1196				
28					DC-9-10	469		469				
29					DC-9-30	165	1	166				
30					DC-9-50	870	2	872				
31					ALL TYPES	2699	4	2703		2763	2681	97.03
32												
33												
34	COMMUNITY TOTAL	UA---DOMESTIC	B-737-100/200	583		583						
35			B-727-100	748	9	757						
36			B-727-200	464	1	465						
37			DC-8-62	1		1						
38			DC-8-61		5	5		1801	1758	97.61		
39			ALL TYPES	1796	15	1811						
40												
41			COMMUNITY TOTAL	ZM---DOMESTIC	SWEAR-METRO	1148		1148				
42					DASH-7	691		691				
43					ALL TYPES	1839		1839		1868	1838	98.39
44												
45												
46												
47												
48												
49												
50												
51												
52												
53												
54												
55												
56												
57	IOWA	OZ---DOMESTIC	FH-227	518		518						
58			DC-9-10	164		164						
59			DC-9-30	606	15	621		1417	1285	90.68		
60			ALL TYPES	1288	15	1303						
61												
62			COMMUNITY TOTAL	XV---DOMESTIC	BH-99	563		563				
63					SD3-30	512		512				
64					ALL TYPES	1075		1075		1075	1075	100.00
65												
66												
67												
68												
69												
70												
71												
72												
73												
74												
75												
76												
77												
78	CEDAR RAPIDS/IOWA CITY (CEDAR RAPIDS MUNI)	OZ---DOMESTIC	DC-9-10	472		472						
79			DC-9-30	2393	45	2438						
80			ALL TYPES	2865	45	2910		3134	2863	91.35		
81												
82			COMMUNITY TOTAL	UA---DOMESTIC	B-737-100/200	845		845				
83					B-727-100	190	4	194				
84					B-727-200	1484	3	1487				
85					ALL TYPES	2519	7	2526		2524	2501	99.08
86												
87												
88												
89												
90												
91												
92												
93												
94												
95												
96												
97												
98												
99												
100												
101	CLINTON (CLINTON MUNI)	XV---DOMESTIC	BH-99	1189		1189						
102			SD3-30	11		11						
103			ALL TYPES	1200		1200		1197	1197	100.00		
104												
105	DES MOINES (DES MOINES MUNI)	AA---DOMESTIC	B-727-100	553		553						
106			B-727-200	259		259						
107			B-707-100B	4		4						
108			B-707-300C	2		2						
109			ALL TYPES	818		818		825	814	98.66		
110												
111												
112												

TABLE 7
 AIRCRAFT DEPARTURES SCHEDULED AND AIRCRAFT DEPARTURES PERFORMED,
 BY TYPE OF OPERATION, BY AIRCRAFT TYPE, BY COMMUNITY, AND BY CARRIER
 12 MONTHS ENDED DECEMBER 31, 1980

Line No.	Area, state or country Community (Airport name)	Carrier and type of operation	Type of aircraft	Total departures performed			Departures scheduled	Scheduled departures completed		
				Scheduled service	Nonscheduled service	All services		Number	Percent of departures scheduled	
	1	2	3	4	5	6	7	8	9	
1	DES MOINES MUNI	CCENT. I BA---DOMESTIC	B-727-100	16		16				
2			B-727-100C/QC	27	1	28				
3			B-727-200	1658		1658				
4		B-747	1		1					
5		ALL TYPES	1702	1	1703	1705	1692	99.23		
6		FL---DOMESTIC	B-737-100/200 ALL TYPES	B-737-100/200	88		88			
7				ALL TYPES	88		88	90	88	97.77
8		OZ---DOMESTIC	DC-9-10 DC-9-30 FH-227 ALL TYPES	DC-9-10	1006	1	1007			
9				DC-9-30	4198	105	4303			
10				FH-227	143		143			
11		ALL TYPES	5347	106	5453	5773	5337	92.44		
12		RC---DOMESTIC	DC-9-30 DC-9-50 ALL TYPES	DC-9-30	1	2	3			
13				DC-9-50	22		22			
14		ALL TYPES	23	2	25	24	23	95.83		
15		RW---DOMESTIC	DC-9-30 DC-9-10 INTERCHANGE ALL TYPES	DC-9-30	566		566			
16				DC-9-10	1		1			
17				INTERCHANGE	59		59			
18		ALL TYPES	626		626	605	533	88.09		
19		UA---DOMESTIC	B-737-100/200 B-727-100 B-727-200 DC-8-61 *DC-8-50F DC-10-10 ALL TYPES	B-737-100/200	1070		1070			
20				B-727-100	1180	3	1183			
21				B-727-200	2656	4	2660			
22				DC-8-61	2	13	15			
23				*DC-8-50F	1		1			
24				DC-10-10	1	1	2	4884	4837	99.03
25		ALL TYPES	4909	21	4930					
26		XV---DOMESTIC	BH-99 SD3-30 ALL TYPES	BH-99	191		191			
27				SD3-30	2		2			
28				ALL TYPES	193		193	192	192	100.00
29		ZV---DOMESTIC	SWEAR-METRO ALL TYPES	SWEAR-METRO	229	2	231			
30				ALL TYPES	229	2	231	244	229	93.85
31		COMMUNITY TOTAL	DOMESTIC							
32				B-727-100	1749	3	1752			
33				B-727-200	4573	4	4577			
34				B-707-100B	4		4			
35				B-707-300C	2		2			
36				B-727-100C/QC	27	1	28			
37				B-747	1		1			
38				B-737-100/200	1158		1158			
39				DC-9-10	1007	1	1008			
40			DC-9-30	4765	107	4872				
41			FH-227	143		143				
42			DC-9-50	22		22				
43			INTERCHANGE	59		59				
44			DC-8-61	2	13	15				
45			*DC-8-50F	1		1				
46			DC-10-10	1	1	2				
47			BH-99	191		191				
48			SD3-30	2		2				
49			SWEAR-METRO	229	2	231				
50			ALL TYPES	13935	132	14067	14342	13745	95.83	
51	DURBUQUE (DURBUQUE MUNI)	OZ---DOMESTIC	FH-227	455		455				
52			DC-9-10	210		210				
53			DC-9-30	675	33	708				
54			ALL TYPES	1340	33	1373	1519	1338	88.08	
55		XV---DOMESTIC	BH-99 SD3-30 ALL TYPES	BH-99	1531		1531			
56	SD3-30			502		502				
57	ALL TYPES			2033		2033	2037	2033	99.80	
58	COMMUNITY TOTAL	DOMESTIC								
59			FH-227	455		455				
60			DC-9-10	210		210				
61			DC-9-30	675	33	708				
62			BH-99	1531		1531				
63			SD3-30	502		502				
64			ALL TYPES	3373	33	3406	3556	3371	94.79	
65	FORT DODGE (FORT DODGE MUNI)	OZ---DOMESTIC	FH-227	460		460				
66			DC-9-10	114		114				
67			DC-9-30	280	12	292				
68			ALL TYPES	854	12	866	993	854	86.00	
69	MASON CITY (MASON CITY MUNI)	OZ---DOMESTIC	FH-227	614		614				
70			DC-9-10	275		275				
71			DC-9-30	478	4	482				
72			ALL TYPES	1367	4	1371	1558	1364	87.54	
73	OTTUMWA (OTTUMWA INDUSTRIAL)	XV---DOMESTIC	BH-99	1181		1181				
74			SD3-30	44		44				
75			ALL TYPES	1225		1225	1229	1225	99.67	
76	SIoux CITY (SIoux CITY MUNI)	OZ---DOMESTIC	DC-9-10	693		693				
77			DC-9-30	2715	48	2763				
78			ALL TYPES	3408	48	3456	3698	3392	91.72	
79	RC---DOMESTIC	CV-580 DC-9-30 ALL TYPES	CV-580	2813		2813				
80			DC-9-30	2		2				
81			ALL TYPES	2815		2815	2846	2807	98.62	
82	COMMUNITY TOTAL	DOMESTIC								
83			DC-9-10	693		693				
84			DC-9-30	2717	48	2765				
85			CV-580	2813		2813				
86			ALL TYPES	6223	48	6271	6544	6199	94.72	
87	WATERLOO (WATERLOO MUNI)	OZ---DOMESTIC	FH-227	301		301				
88			DC-9-10	588		588				
89			DC-9-30	1896	93	1949				
90			ALL TYPES	2785	93	2838	3040	2780	91.44	

**TABLE 7
AIRCRAFT DEPARTURES SCHEDULED AND AIRCRAFT DEPARTURES PERFORMED,
BY TYPE OF OPERATION, BY AIRCRAFT TYPE, BY COMMUNITY, AND BY CARRIER
12 MONTHS ENDED DECEMBER 31, 1980**

L i n e N o.	Area, state or country Community (Airport name)	Carrier and type of operation	Type of aircraft	Total departures performed			Departures scheduled	Scheduled departures completed	
				Scheduled service	Non-scheduled service	All services		Number	Percent of departures scheduled
	1	2	3	4	5	6	7	8	9
1	WATERLOO MUNI	(CONT.) N ^V ---DOMESTIC	BH-99	1605		1605			
2			SD3-30	154		154			
3			ALL TYPES	1759		1759	1759	1759	100.00
4									
5	COMMUNITY TOTAL	DOMESTIC	FH-227	301		301			
6			DC-9-10	588		588			
7			DC-9-30	1896	53	1949			
8			BH-99	1605		1605			
9			SD3-30	154		154			
10			ALL TYPES	4544	53	4597	4799	4539	94.58
11									
12	KANSAS								
13									
14									
15	DODGE CITY	ZV---DOMESTIC	SWEAR-METRO	2183		2183			
16	(DODGE CITY MUNI)		ALL TYPES	2183		2183	2603	2171	83.40
17									
18	GARDEN CITY	ZV---DOMESTIC	SWEAR-METRO	2120		2120			
19	(GARDEN CITY MUNI)		ALL TYPES	2120		2120	2382	2107	88.45
20									
21	GOODLAND	ZV---DOMESTIC	SWEAR-METRO	1032		1032			
22	(RENNER FIELD/GOODLAND MUN.)		ALL TYPES	1032		1032	1256	1026	81.68
23									
24	GREAT BEND	ZV---DOMESTIC	SWEAR-METRO	2280		2280			
25	(GREAT BEND MUNI)		ALL TYPES	2280		2280	2644	2262	85.55
26									
27	HAYS	ZV---DOMESTIC	SWEAR-METRO	2028		2028			
28	(HAYS MUNI)		ALL TYPES	2028		2028	2291	2019	88.12
29									
30	MITCHINSON	ZV---DOMESTIC	SWEAR-METRO	1399		1399			
31	(MITCHINSON MUNI)		ALL TYPES	1399		1399	1936	1386	71.69
32									
33	INDEPENDENCE/COFYVLE/PARSONS	ZV---DOMESTIC	SWEAR-METRO	1331		1331			
34	(TRT CITY)		ALL TYPES	1331		1331	1505	1326	88.10
35									
36	LIBERAL-GUYMON	FL---DOMESTIC	CV-580	1008		1008			
37	(LIBERAL MUNI)		ALL TYPES	1008		1008	1034	1008	97.48
38									
39	MANHATTAN/JCT. CITY/FT. RILEY	FL---DOMESTIC	CV-580	1411		1411			
40	(MANHATTAN MUNI)		B-737-100/200	1095		1095			
41			ALL TYPES	2506		2506	2596	2506	96.53
42									
43	SALINA	FL---DOMESTIC	CV-580	578		578			
44	(SALINA MUNI)		B-737-100/200	887		887			
45			ALL TYPES	1465		1465	1498	1462	97.59
46									
47		RN---DOMESTIC	DC-9-30	2		2			
48			ALL TYPES	2		2			
49	COMMUNITY TOTAL	DOMESTIC	CV-580	578		578			
50			B-737-100/200	887		887			
51			DC-9-30	2		2			
52			ALL TYPES	1467		1467	1498	1462	97.59
53									
54	TOPEKA	FL---DOMESTIC	CV-580	924		924			
55	(FORBES AFB)		B-737-100/200	1624		1624			
56			ALL TYPES	2548		2548	2630	2543	96.69
57									
58	WICHITA	BN---DOMESTIC	B-727-100	92		92			
59	(WICHITA MUNI)		B-727-100C/QC	299		299			
60			B-727-200	2433		2434			
61			ALL TYPES	2824		2825	2833	2807	99.08
62									
63		CO---DOMESTIC	B-727-100	215		215			
64			B-727-200	1657		1657			
65			DC-13-10	1		1			
66			ALL TYPES	1873		1873	1877	1856	98.88
67									
68		FL---DOMESTIC	CV-580	58		58			
69			B-737-100/200	2377		2377			
70			ALL TYPES	2435		2435	2471	2431	98.38
71									
72		RC---DOMESTIC	DC-9-10	453		453			
73			DC-9-30	637		637			
74			DC-9-50	13		13			
75			ALL TYPES	1103		1103	1128	1099	97.42
76									
77		TW---DOMESTIC	B-727-100	1212		1212			
78			B-727-100C/QC	375		375			
79			B-727-200	1765		1765			
80			B-707-100B	267		267			
81			B-707-300B	6		6			
82			ALL TYPES	3625		3625	3648	3609	98.93
83									
84		ZV---DOMESTIC	SWEAR-METRO	4663		4663			
85			ALL TYPES	4663		4663	5104	4639	90.88
86									
87	COMMUNITY TOTAL	DOMESTIC	B-727-100	1519		1519			
88			B-727-100C/QC	674		674			
89			B-727-200	5895		5895			
90			DC-10-10	1		1			
91			CV-580	58		58			
92			B-737-100/200	2377		2377			
93			DC-9-10	453		453			
94			DC-9-30	637		637			
95			DC-9-50	13		13			
96			B-707-100B	267		267			
97			B-707-300B	6		6			
98			SWEAR-METRO	4663		4663			
99			ALL TYPES	211		211			

TABLE 7
AIRCRAFT DEPARTURES SCHEDULED AND AIRCRAFT DEPARTURES PERFORMED,
BY TYPE OF OPERATION, BY AIRCRAFT TYPE, BY COMMUNITY, AND BY CARRIER
12 MONTHS ENDED DECEMBER 31, 1980

Line No.	Area, state or country Community (Airport name)	Carrier and type of operation	Type of aircraft	Total departures performed			Departures scheduled	Scheduled departures completed	
				Scheduled service	Non-scheduled service	All services		Number	Percent of departures scheduled
	1	2	3	4	5	6	7	8	9
1	COMMUNITY TOTAL	DOMESTIC	(CONT.)						
2			ALL TYPES	16523	1	16524	17061	16441	96.36
3	KENTUCKY								
4	LEXINGTON/FRANKFORT (ALIF GRASS)	AL---DOMESTIC	BAC-111-200 DC-9-30 B-727-100 ALL TYPES	187 353 311 851		187 353 311 851	854	846	99.06
10		DL---DOMESTIC	DC-9-30 B-727-200 ALL TYPES	1086 2636 3722	2 2 4	1088 2638 3726	3765	3719	98.77
14		EA---DOMESTIC	DC-9-30 DC-9-50 B-727-100 ALL TYPES	281 295 2 578		281 295 2 578	586	577	98.46
17		FL---DOMESTIC	B-737-100/200 ALL TYPES	656 656		656 656	668	656	98.20
22		PI---DOMESTIC	YS-11 B-737-100/200 ALL TYPES	1072 574 1646		1072 593 1665	1683	1643	97.62
24	COMMUNITY TOTAL	DOMESTIC	BAC-111-200 DC-9-30 B-727-100 B-727-200 DC-9-50 B-737-100/200 YS-11 ALL TYPES	187 1720 313 2636 295 1230 1072 7453		187 1722 313 2638 295 1249 1072 7476	7556	7441	98.47
37	LONDON/CORRIN (CORRIN-LONDON WAR MEMORIAL)	PI---DOMESTIC	YS-11 ALL TYPES	186 186		186 186	260	186	71.53
42	LOUISVILLE (STANDIFORD FIELD)	AA---DOMESTIC	B-727-100 B-727-200 B-707-100B B-707-300C B-707-300B ALL TYPES	934 1025 175 6 3 2143		934 1025 175 8 4 2146	2145	2140	99.76
49		AL---DOMESTIC	BAC-111-200 DC-9-30 B-727-100 ALL TYPES	1131 2813 276 4220		1131 2814 276 4221	4257	4214	98.98
54		DL---DOMESTIC	DC-9-30 B-727-200 DC-8-50 DC-8-61 ALL TYPES	4873 3950 6 2 8831		4873 3952 6 2 8833	8835	8806	99.67
61		EA---DOMESTIC	DC-9-30 DC-9-50 B-727-100 B-727-100C/QC B-727-200 ALL TYPES	2460 445 145 91 16 3157		2460 445 146 91 16 3157	3175	3139	98.86
67		FM---DOMESTIC	CV-600 ALL TYPES	35 35		35 35	36	35	97.22
70		OZ---DOMESTIC	DC-9-10 DC-9-30 ALL TYPES	221 755 976		221 766 987	1053	969	92.02
74		PI---DOMESTIC	YS-11 B-737-100/200 B-727-100 ALL TYPES	693 2690 729 4112		693 2702 732 4127	4157	4103	98.70
79		TM---DOMESTIC	DC-9-10 B-727-100 B-727-100C/QC B-727-200 B-707-100B B-707-300B ALL TYPES	230 301 84 796 32 2 1445		230 301 84 796 32 2 1445	1437	1428	99.37
87	COMMUNITY TOTAL	DOMESTIC	B-727-100 B-727-200 B-707-100B B-707-300C B-707-300B BAC-111-200 DC-9-30 DC-8-50 DC-8-61 DC-9-50 B-727-100C/QC CV-600 DC-9-10 YS-11 B-737-100/200 ALL TYPES	2385 5787 207 6 5 1131 10901 6 2 445 175 35 451 693 2690 24919	3 2 2 1 12 12 2 2 445 175 35 451 693 12 32	2388 5789 207 8 6 1131 10913 6 2 445 175 35 451 693 2702 24951	25095	24834	98.95
104	PADUCAH (HARKLEY FIELD)	OZ---DOMESTIC	FM-727 DC-9-10 DC-9-30 ALL TYPES	99 90 83 232		99 90 83 232	271	230	84.87
112			212						

TABLE 7
AIRCRAFT DEPARTURES SCHEDULED AND AIRCRAFT DEPARTURES PERFORMED,
BY TYPE OF OPERATION, BY AIRCRAFT TYPE, BY COMMUNITY, AND BY CARRIER
12 MONTHS ENDED DECEMBER 31, 1980

Line No.	Area, state or country Community (Airport name)	Carrier and type of operation	Type of aircraft	Total departures performed			Departures scheduled	Scheduled departures completed	
				Scheduled service	Non-scheduled service	All services		Number	Percent of departures scheduled
	1	2	3	4	5	6	7	8	9
1	LOUISIANA								
2									
3									
4	MERANDRIA (ESLER FIELD)	DL---DOMESTIC	B-727-200 DC-9-30 ALL TYPES	1453 1 1454		1453 1 1454	1464	1450	99.04
5									
6									
7									
8									
9	RATON ROUGE (RYAN)	DL---DOMESTIC	DC-9-30 B-727-200 ALL TYPES	202 3605 3807	1	203 3605 3808	3852	3802	98.70
10									
11									
12									
13									
14		RC---DOMESTIC	DC-9-10 DC-9-30 DC-9-50 ALL TYPES	962 495 10 1467		962 495 12 1469	1510	1461	96.75
15									
16									
17									
18									
19		TI---DOMESTIC	DC-9-10 DC-9-30 ALL TYPES	879 403 1282		879 429 1308	1313	1267	96.49
20									
21									
22	COMMUNITY TOTAL	DOMESTIC	DC-9-30 B-727-200 DC-9-10 DC-9-50 ALL TYPES	1100 3605 1841 10 6556	27	1127 3605 1841 12 6585	6675	6530	97.82
23									
24									
25									
26									
27									
28	LAFAYETTE (LAFAYETTE)	TI---DOMESTIC	DC-9-10 DC-9-30 ALL TYPES	1494 1019 2513	1 27 28	1495 1046 2541	2566	2505	97.62
29									
30									
31									
32									
33	LAKF CHARLES (LAKF CHARLES MUNI)	TI---DOMESTIC	DC-9-10 DC-9-30 ALL TYPES	1309 707 2016	2 14 16	1311 721 2032	2076	2006	96.62
34									
35									
36									
37									
38									
39	MONROE (MONROE MUNI)	DL---DOMESTIC	B-727-200 DC-9-30 ALL TYPES	2365 189 2554		2365 189 2554	2561	2544	99.33
40									
41									
42									
43									
44		RC---DOMESTIC	DC-9-10 DC-9-30 DC-9-50 ALL TYPES	934 438 8 1380		934 438 8 1380	1398	1370	97.99
45									
46									
47	COMMUNITY TOTAL	DOMESTIC	B-727-200 DC-9-30 DC-9-10 DC-9-50 ALL TYPES	2365 627 934 8 3934		2365 627 934 8 3934	3959	3914	98.86
48									
49									
50									
51									
52									
53									
54	NEW ORLEANS (INTERNATIONAL/MOISANT FIELD)	AA---DOMESTIC	B-727-100 B-727-200 B-707-100B B-707-300C B-707-300B ALL TYPES	126 242 2 1 1 372		126 242 2 4 1 375	376	372	98.93
55									
56									
57									
58									
59									
60									
61									
62		AL---DOMESTIC	DC-9-30 B-727-100 B-727-200 ALL TYPES	1094 102 1 1197	2	1096 102 1 1199	1201	1196	99.58
63									
64									
65									
66									
67									
68		BN---DOMESTIC	B-727-100 B-727-100C/QC B-727-200 DC-8-50 ALL TYPES	25 125 1836 1 1987		25 125 1847 1 1998	1996	1979	99.14
69									
70									
71									
72									
73		BN---INTERNATIONAL	B-727-200 ALL TYPES	114 114		114 114	115	114	99.13
74									
75									
76									
77		BN---TOTAL	B-727-100 B-727-100C/QC B-727-200 DC-8-50 ALL TYPES	25 125 1950 1 2101		25 125 1961 1 2112	2111	2093	99.14
78									
79									
80									
81									
82		CC---DOMESTIC	B-727-100 B-727-200 DC-10-10 ALL TYPES	452 1436 1 1889		452 1436 1 1889	1923	1884	97.97
83									
84									
85									
86									
87		DL---DOMESTIC	DC-9-30 B-727-200 L-1011 DC-8-50 DC-8-61 ALL TYPES	3572 8496 1387 17 762 14234	2 3 1 1 1 7	3574 8499 1387 18 763 14241	14301	14216	99.40
88									
89									
90									
91									
92									
93		DL---INTERNATIONAL	L-1011 ALL TYPES	257 257		257 257	258	257	99.61
94									
95									
96									
97		DL---TOTAL	DC-9-30 B-727-200 L-1011 DC-8-50 DC-8-61 ALL TYPES	3572 8496 1644 17 762 14491	2 3 1 1 1 7	3574 8499 1644 18 763 14498	14550	14473	99.40
98									
99									
100									
101									
102									
103									
104		EA---DOMESTIC	DC-9-30 B-727-100 B-727-100C/QC B-727-200 DC-9-50 A-300A L-1011 ALL TYPES	1122 1497 1029 1416 1 16 2 5283		1122 1497 1029 1416 1 16 2 5283	5292	5218	98.60
105									
106									
107									
108									
109									
110									
111									
112									

TABLE 7
 AIRCRAFT DEPARTURES SCHEDULED AND AIRCRAFT DEPARTURES PERFORMED,
 BY TYPE OF OPERATION, BY AIRCRAFT TYPE, BY COMMUNITY, AND BY CARRIER

12 MONTHS ENDED DECEMBER 31, 1980

Line No.	Area, state or country Community (Airport name)	Carrier and type of operation	Type of aircraft	Total departures performed			Departures scheduled	Scheduled departures completed	
				Scheduled service	Nonscheduled service	All services		Number	Percent of departures scheduled
	1	2	3	4	5	6	7	8	9
1	INTERNATIONAL/MOISANT FIELD	(CCNT.)							
2		EA---INTERNATIONAL	B-727-100	209		209			
3			B-727-100C/QC	139		139			
4			B-727-200	472		472			
5			ALL TYPES	820		820	820	815	99.39
6									
7		EA---TOTAL	DC-9-30	1122		1122			
8			B-727-100	1906		1906			
9			B-727-100C/QC	1168		1168			
10			B-727-200	1888		1888			
11			DC-9-50	1		1			
12			A-300B	16		16			
13			L-1011	2		2			
14			ALL TYPES	6103		6103	6112	6033	98.70
15									
16		NW---DOMESTIC	B-727-100	239	1	240			
17			B-727-200	727		727			
18			ALL TYPES	966	1	967	1008	965	95.73
19									
20		DZ---DOMESTIC	DC-9-10	61		61			
21			DC-9-30	566	15	581			
22			ALL TYPES	627	15	642	678	626	92.33
23									
24		PA---DOMESTIC	B-727-100	2804	1	2805			
25			B-727-200	4768		4768			
26			DC-10-10	286		286			
27			DC-10-30	6		6			
28			B-707-300B		2	2			
29			ALL TYPES	7864	3	7867	7966	7804	97.96
30									
31		RC---DOMESTIC	CV-580	58		58			
32			DC-9-10	3422	1	3423			
33			DC-9-30	1350	3	1353			
34			DC-9-50	17	3	20			
35			ALL TYPES	4847	7	4854	4896	4771	97.44
36									
37		TI---DOMESTIC	DC-9-10	2520	5	2525			
38			DC-9-30	2862	28	2890			
39			ALL TYPES	5382	33	5415	5569	5375	96.53
40									
41		WN---DOMESTIC	B-737-100/200	4503	2	4505			
42			B-727-200	9		9			
43			ALL TYPES	4512	2	4514	4555	4511	99.03
44									
45	COMMUNITY TOTAL	DOMESTIC	B-727-100	5445	2	5447			
46			B-727-200	18931	14	18945			
47			B-707-100B	2		2			
48			B-707-300C	1	3	4			
49			B-707-300B	1	2	3			
50			DC-9-30	10566	50	10616			
51			B-727-100C/QC	1154		1154			
52			DC-9-50	18	1	19			
53			DC-10-10	287		287			
54			L-1011	1389		1389			
55			DC-8-61	762	1	763			
56			DC-9-50	18	3	21			
57			A-300B	16		16			
58			DC-9-10	6003	6	6009			
59			DC-10-30	6		6			
60			CV-580	58		58			
61			B-737-100/200	4503	2	4505			
62			ALL TYPES	49160	84	49244	49760	48917	98.30
63									
64		INTERNATIONAL	B-727-200	586		586			
65			L-1011	257		257			
66			B-727-100	209		209			
67			B-727-100C/QC	139		139			
68			ALL TYPES	1191		1191	1193	1186	99.41
69									
70		TOTAL	B-727-100	5654	2	5656			
71			B-727-200	19517	14	19531			
72			B-707-100B	2		2			
73			B-707-300C	1	3	4			
74			B-707-300B	1	2	3			
75			DC-9-30	10566	50	10616			
76			B-727-100C/QC	1293		1293			
77			DC-8-50	18	1	19			
78			DC-10-10	287		287			
79			L-1011	1646		1646			
80			DC-8-61	762	1	763			
81			DC-9-50	18	3	21			
82			A-300B	16		16			
83			DC-9-10	6003	6	6009			
84			DC-10-30	6		6			
85			CV-580	58		58			
86			B-737-100/200	4503	2	4505			
87			ALL TYPES	50391	84	50475	50953	50103	98.33
88									
89	SHREVEPORT (GREATER SHREVEPORT HUNT)	BN---DOMESTIC	B-727-100C/QC	1		1			
90			B-727-200		1	1			
91			ALL TYPES	1	1	2			
92									
93		DL---DOMESTIC	DC-9-30	2524	2	2526			
94			B-727-200	7977		7977			
95			DC-8-61	1		1			
96			ALL TYPES	10502	2	10504	10549	10491	99.53
97									
98		FL---DOMESTIC	B-737-100/200	670		670			
99			ALL TYPES	670		670	681	670	98.38
100									
101	COMMUNITY TOTAL	DOMESTIC	B-727-100C/QC	1		1			
102			B-727-200	7977	1	7978			
103			DC-9-30	2524	2	2526			
104			DC-8-61	1		1			
105			B-737-100/200	670		670			
106			ALL TYPES	11173	3	11176	11221	11161	99.46
107									
108									
109									
110									
111									
112									

TABLE 7
 AIRCRAFT DEPARTURES SCHEDULED AND AIRCRAFT DEPARTURES PERFORMED,
 BY TYPE OF OPERATION, BY AIRCRAFT TYPE, BY COMMUNITY, AND BY CARRIER

12 MONTHS ENDED DECEMBER 31, 1980

Line No.	Area, state or country Community (Airport name)	Carrier and type of operation	Type of aircraft	Total departures performed			Departures scheduled	Scheduled departures completed	
				Scheduled service	Non-scheduled service	All services		Number	Percent of departures scheduled
	1	2	3	4	5	6	7	8	9
1	MAINE								
2	-----								
3									
4	AUGUSTA/WATERVILLE	NE---DOMESTIC	DHC-6	3086		3086			
5	(AUGUSTA STATE)		ALL TYPES	3086		3086	3229	3070	95.07
6									
7	(WATERVILLE ROBERT LAFLUR)	NE---DOMESTIC	DHC-6	1852		1852			
8			ALL TYPES	1852		1852	1927	1841	95.53
9									
10	COMMUNITY TOTAL BY CARRIER	NE---DOMESTIC	DHC-6	4938		4938			
11			ALL TYPES	4938		4938	5156	4911	95.24
12									
13	COMMUNITY TOTAL	DOMESTIC	DHC-6	4938		4938			
14			ALL TYPES	4938		4938	5156	4911	95.24
15									
16	BANGOR	DL---DOMESTIC	B-727-200	2159		2159			
17	(BANGOR INTERNATIONAL)		DC-9-30	376		376			
18			L-1011	1		1			
19			ALL TYPES	2536		2536	2553	2534	99.25
20									
21		SB---INTERNATIONAL	*B-747	24	11	35			
22			*B-747	5		5			
23			ALL TYPES	29	11	40	29	29	100.00
24									
25		TV---INTERNATIONAL	DC-8-10	3		3			
26			ALL TYPES	3		3	3	3	100.00
27									
28	COMMUNITY TOTAL	DOMESTIC	B-727-200	2159		2159			
29			DC-9-30	376		376			
30			L-1011	1		1			
31			ALL TYPES	2536		2536	2553	2534	99.25
32									
33		INTERNATIONAL	*B-747	24	11	35			
34			*B-747	5		5			
35			DC-8-10	3		3			
36			ALL TYPES	32	11	43	32	32	100.00
37									
38		TOTAL	B-727-200	2159		2159			
39			DC-9-30	376		376			
40			L-1011	1		1			
41			*B-747	24	11	35			
42			*B-747	5		5			
43			DC-8-10	3		3			
44			ALL TYPES	2568	11	2579	2585	2566	99.26
45									
46	LEWISTON/AUBURN	NE---DOMESTIC	FH-227			1			
47	(AUBURN-LEWISTON MUNI)		DHC-6	1372		1372			
48			ALL TYPES	1372		1373	1453	1371	94.35
49									
50	PORTLAND	DL---DOMESTIC	DC-9-30	602		602			
51	(PORTLAND INTERNATIONAL JETPORT)		B-727-200	4184		4184			
52			ALL TYPES	4786		4786	4840	4778	98.71
53									
54		NE---DOMESTIC	FH-227	1	1	2			
55			DHC-6	106	3	109			
56			ALL TYPES	107	4	111	118	106	85.83
57									
58	COMMUNITY TOTAL	DOMESTIC	DC-9-30	602		602			
59			B-727-200	4184		4184			
60			FH-227	1	1	2			
61			DHC-6	106	3	109	4958	4884	98.50
62			ALL TYPES	4893	4	4897			
63									
64	MARYLAND								
65	-----								
66									
67	BALTIMORE	AA---DOMESTIC	B-727-200	318		318			
68	(BALTO/WASH INTL)		DC-10-10	1	7	8			
69			B-707-100B	319		319			
70			B-707-300B	55	2	57			
71			B-707-300C	79	9	88			
72			*B-707-300C	1		1			
73			B-727-100	286		286			
74			ALL TYPES	1059	18	1077	1059	1057	99.81
75									
76		AK---DOMESTIC	N-262	2057		2057			
77			BH-99	95		95			
78			F-28-4000/400	17		17			
79			ALL TYPES	2169		2169	3267	2169	66.39
80									
81		AL---DOMESTIC	BAC-111-200	5475	2	5477			
82			DC-9-30	3245	6	3251			
83			B-727-100	4		4			
84			ALL TYPES	8724	8	8732	8819	8689	98.52
85									
86		DL---DOMESTIC	DC-9-30	1111	2	1113			
87			B-727-200	3132	2	3134			
88			L-1011	2	2	4			
89			DC-8-50	7		7			
90			ALL TYPES	4252	6	4258	4249	4238	99.74
91									
92		EA---DOMESTIC	DC-9-30	2159		2159			
93			DC-9-50	471		471			
94			B-727-100	1161	2	1163			
95			B-727-100C/QC	558		558			
96			B-727-200	2538		2538			
97			L-1011	5	2	7			
98			A-300B	44		44			
99			ALL TYPES	6916	4	6920	6913	6848	99.05
100									
101		EA---INTERNATIONAL	B-727-100	122		122			
102			B-727-100C/QC	52		52			
103			B-727-200	592		592			
104			ALL TYPES	766		766	759	759	100.00
105									
106		EA---TOTAL	DC-9-30	2159		2159			
107			DC-9-50	471		471			
108									
109	218								
110									
111									
112									

**TABLE 7
AIRCRAFT DEPARTURES SCHEDULED AND AIRCRAFT DEPARTURES PERFORMED,
BY TYPE OF OPERATION, BY AIRCRAFT TYPE, BY COMMUNITY, AND BY CARRIER**
12 MONTHS ENDED DECEMBER 31, 1980

Line No.	Area, state or country Community (Airport name)	Carrier and type of operation	Type of aircraft	Total departures performed			Departures scheduled	Scheduled departures completed				
				Scheduled service	Non-scheduled service	All services		Number	Percent of departures scheduled			
	1	2	3	4	5	6	7	8	9			
1	BALTO/WASH INTL	EA---TOTAL	(CONT.)									
2				B-727-100	1283	2	1285					
3				B-727-100C/QC	590		590					
4				B-727-200	3130		3130					
5				L-1011	5	2	7					
6				A-300B	44		44					
7				ALL TYPES	7682	4	7686	7672	7607	99.15		
8				NC---DOMESTIC	PA-31/34/39	509	130	639				
9					EMBRAER	162	60	222				
10					ALL TYPES	671	190	861	698	670	95.98	
11				OZ---DOMESTIC	DC-9-10	286	1	287				
12					DC-9-30	574	20	594				
13					ALL TYPES	860	21	881	956	857	89.64	
14				PI---DOMESTIC	B-737-100/200	671	30	701				
15					B-727-100		3	3				
16					Y5-11	1		1				
17				ALL TYPES	672	33	705	675	668	98.96		
18				QH---DOMESTIC	B-737-100/200	1		1				
19					ALL TYPES	1		1				
20				RC---DOMESTIC	DC-9-30	966	2	968				
21					DC-9-50	28		28				
22					DC-9-10	74		74				
23					ALL TYPES	1068	2	1070	1072	1062	99.06	
24				TI---DOMESTIC	DC-9-10	9		9				
25					DC-9-30	1937	10	1947				
26					ALL TYPES	1946	10	1956	1972	1934	98.07	
27				TW---DOMESTIC	B-727-100	45		45				
28					B-727-100C/QC	13		13				
29					B-727-200	251	1	252				
30					B-707-100B	482		482				
31					B-707-300B	224		224				
32					B-707-300C	14		14				
33					L-1011	1		1				
34					ALL TYPES	1030	1	1031	1022	1019	99.70	
35				UA---DOMESTIC	B-737-100/200	365		365				
36					B-727-100	975	18	993				
37					B-727-200	2374	11	2385				
38					DC-10-10	488		488				
39					DC-8-50	20		20				
40					*DC-8-50F	500		500				
41					DC-8-61	134		231				
42					ALL TYPES	4856	126	4982	4879	4834	99.07	
43					COMMUNITY TOTAL	B-727-200	8613	14	8627			
44						DC-9-10	489	7	496			
45				B-707-100B		801		801				
46				B-707-300B		279	2	281				
47				B-707-300C		93	9	102				
48				*B-707-300C			1	1				
49				B-727-100		2471	23	2494				
50				N-262		2057		2057				
51				BH-99		95		95				
52		F-28-4000/600	17			17						
53		BAC-111-200	5475	2		5477						
54		DC-9-30	9992	40		10032						
55		L-1011	8	4		12						
56		DC-8-50	27			27						
57		DC-9-50	499			499						
58		B-727-100C/QC	551			551						
59		A-300B	44			44						
60		PA-31/34/39	509	130		639						
61		EMBRAER	162	60		222						
62		DC-9-10	369	1		370						
63		B-737-100/200	1037	30		1067						
64		Y5-11	1			1						
65		*DC-8-50F	500			500						
66		DC-8-61	134			231						
67		ALL TYPES	34224	419		34643	35581	34045	95.68			
68		INTERNATIONAL	B-727-100	122			122					
69			B-727-100C/QC	52			52					
70			B-727-200	592		592	759	759	100.00			
71			ALL TYPES	766		766						
72		TOTAL	B-727-200	9205	14	9219						
73			DC-10-10	489	7	496						
74			B-707-100B	801		801						
75			B-707-300B	279	2	281						
76			B-707-300C	93	9	102						
77			*B-707-300C		1	1						
78			B-727-100	2593	23	2616						
79			N-262	2057		2057						
80			BH-99	95		95						
81			F-28-4000/600	17		17						
82			BAC-111-200	5475	2	5477						
83			DC-9-30	9992	40	10032						
84			L-1011	8	4	12						
85			DC-8-50	27		27						
86			DC-9-50	499		499						
87			B-727-100C/QC	603		603						
88			A-300B	44		44						
89			PA-31/34/39	509	130	639						
90			EMBRAER	162	60	222						
91			DC-9-10	369	1	370						
92			B-737-100/200	1037	30	1067						
93			Y5-11	1		1						
94			*DC-8-50F	500		500						
95			DC-8-61	134		231						
96			ALL TYPES	34990	419	35409	36340	34804	95.77			
97				216								

TABLE 7
 AIRCRAFT DEPARTURES SCHEDULED AND AIRCRAFT DEPARTURES PERFORMED,
 BY TYPE OF OPERATION, BY AIRCRAFT TYPE, BY COMMUNITY, AND BY CARRIER

12 MONTHS ENDED DECEMBER 31, 1980

Line No.	Area, state or country Community (Airport name)	Carrier and type of operation	Type of aircraft	Total departures performed			Departures scheduled	Scheduled departures completed	
				Scheduled service	Nonscheduled service	All services		Number	Percent of departures scheduled
1	2	3	4	5	6	7	8	9	
1	MASSACHUSETTS								
2	-----								
3	ROSLIN								
4	(LOGAN INTERNATIONAL)								
5		AA---DOMESTIC	B-727-100	1761		1761			
6			B-727-200	4478		4478			
7			B-707-100B	840		840			
8			B-707-300B	178	2	181			
9			B-707-300C	353	8	361			
10			*B-707-300C	504		504			
11			B-747	16		16			
12			DC-10-10	1076		1076			
13			ALL TYPES	9206	11	9217	9231	9194	99.59
14		AA---INTERNATIONAL	DC-10-10	278		278			
15			B-707-300B	38		38			
16			B-707-300C	62	1	63			
17			ALL TYPES	378	1	379	363	361	99.44
18		AA---TOTAL	B-727-100	1761		1761			
19			B-727-200	4478		4478			
20			B-707-100B	840		840			
21			B-707-300B	216	3	219			
22			B-707-300C	415	9	424			
23			*B-707-300C	504		504			
24			B-747	16		16			
25			DC-10-10	1354		1354			
26			ALL TYPES	9584	12	9596	9594	9555	99.59
27		AL---DOMESTIC	BAC-111-200	3561		3561			
28			DC-9-30	6149	22	6171			
29			B-727-100	1782	86	1868			
30			B-727-200	458		458			
31			ALL TYPES	11950	108	12058	12120	11938	98.49
32		BA---DOMESTIC	B-727-100	59		59			
33			B-727-100C/QC	99		99			
34			B-727-200	1497	4	1501			
35			B-747	4		4			
36			ALL TYPES	1659	4	1663	1671	1651	98.80
37		BN---INTERNATIONAL	B-747	292	1	293			
38			*B-747	1		1			
39			B-747SP	17		17			
40			ALL TYPES	310	1	311	301	293	97.34
41		BN---TOTAL	B-727-100	59		59			
42			B-727-100C/QC	99		99			
43			B-727-200	1497	4	1501			
44			B-747	296	1	297			
45			*B-747	1		1			
46			B-747SP	17		17			
47			ALL TYPES	1969	5	1974	1972	1944	98.58
48		DL---DOMESTIC	B-727-200	18353	7	18360			
49			L-1011	1053		1053			
50			DC-8-50	20		20			
51			DC-8-61	730		730			
52			DC-9-30	1		1			
53			ALL TYPES	20157	7	20164	20234	20130	99.48
54		DL---INTERNATIONAL	L-1011	365		365			
55			ALL TYPES	365		365	366	364	99.45
56		DL---TOTAL	B-727-200	18353	7	18360			
57			L-1011	1418		1418			
58			DC-8-50	20		20			
59			DC-8-61	730		730			
60			DC-9-30	1		1			
61			ALL TYPES	20527	7	20529	20600	20494	99.48
62		EA---DOMESTIC	DC-9-30	1975		1975			
63			DC-9-50	1442		1442			
64			EURO AIRBUS 3	1767		1767			
65			B-727-100	3598	1	3599			
66			B-727-100C/QC	1469		1469			
67			B-727-200	4678	1	4679			
68			L-1011	1194		1194			
69			A-300B	210		210			
70			ALL TYPES	16333	2	16335	15130	14980	99.00
71		EA---INTERNATIONAL	B-727-100	11		11			
72			B-727-100C/QC	7		7			
73			L-1011	361		361			
74			ALL TYPES	379		379	383	379	98.95
75		EA---TOTAL	DC-9-30	1975		1975			
76			DC-9-50	1442		1442			
77			EURO AIRBUS 3	1767		1767			
78			B-727-100	3609	1	3610			
79			B-727-100C/QC	1476		1476			
80			B-727-200	4678	1	4679			
81			L-1011	1555		1555			
82			A-300B	210		210			
83			ALL TYPES	16712	2	16714	15513	15359	99.00
84		FT---DOMESTIC	*DC-8-61	215		215			
85			*DC-8-63F	268	1	269			
86			*B-747	140		140			
87			*B-747F	23		23			
88			*B-747-200	37		37			
89			ALL TYPES	683	1	684	684	652	95.32
90		FT---INTERNATIONAL	*B-747	6	2	8			
91			*B-747-200	6		6			
92			*DC-8-63F	24		24			
93			ALL TYPES	12	26	38	13	4	30.76
94		FT---TOTAL	*DC-8-61	215		215			
95			*DC-8-63F	268	25	293			
96			*B-747	146	2	148			
97			*B-747F	23		23			
98			217						

TABLE 7
 AIRCRAFT DEPARTURES SCHEDULED AND AIRCRAFT DEPARTURES PERFORMED,
 BY TYPE OF OPERATION, BY AIRCRAFT TYPE, BY COMMUNITY, AND BY CARRIER
 12 MONTHS ENDED DECEMBER 31, 1980

Line No	Area, state or country Community (airport name)	Carrier and type of operation	Type of aircraft	Total departures performed			Departures scheduled	Scheduled departures completed		
				Scheduled service	Nonscheduled service	All services		Number	Percent of departures scheduled	
	1	2	3	4	5	6	7	8	9	
1	LIDIAN INTERNATIONAL	FI---TOTAL	(CONT.)							
2				*B-747-200	43		43			
3				ALL TYPES	695	27	722	697	656	94.11
4		NE---DOMESTIC	FH-227	FH-227	2188	14	2202			
5				DHC-6	8700	31	8731			
6				CV-580	25	22	47			
7				ALL TYPES	10913	67	10980	11223	10764	95.91
8		NL---DOMESTIC	F-27 SERIES	F-27 SERIES	23		23			
9				ALL TYPES	23		23	23	23	100.00
10										
11		NW---DOMESTIC	B-727-100	B-727-100	877		877			
12				B-727-200	1875	1	1876			
13				DC-10-40	787		787			
14				ALL TYPES	3578	1	3579	3672	3574	97.33
15		NW---INTERNATIONAL	B-747	B-747	218		218			
16				*B-747F	117		117			
17				ALL TYPES	335		335	350	333	95.14
18		NW---TOTAL	B-727-100	B-727-100	877		877			
19				B-727-200	1875	1	1876			
20				DC-10-40	787		787			
21				ALL TYPES	3578	1	3579	3672	3574	97.33
22		NW---INTERNATIONAL	B-747	B-747	218		218			
23				*B-747F	117		117			
24				ALL TYPES	335		335	350	333	95.14
25										
26		NW---TOTAL	B-727-100	B-727-100	877		877			
27				B-727-200	1875	1	1876			
28				DC-10-40	787		787			
29				ALL TYPES	3578	1	3579	3672	3574	97.33
30		PI---DOMESTIC	B-737-100/200	B-737-100/200	1682	14	1696			
31				B-727-100	4		4			
32				YS-11	1		1			
33				ALL TYPES	1682	19	1701	1696	1680	99.05
34		RC---DOMESTIC	DC-9-3J	DC-9-3J	425	2	427			
35				DC-9-50	889	5	894			
36				DC-9-10	11		11			
37				ALL TYPES	1325	7	1332	1339	1323	98.80
38		SB---INTERNATIONAL	*B-747F	*B-747F	23		26			
39				*DC-8-63F	2		2			
40				*B-747	14		14			
41				ALL TYPES	37	5	42	39	37	94.87
42		TW---DOMESTIC	B-727-100	B-727-100	498		498			
43				B-727-100C/QC	161		161			
44				B-727-200	2033		2033			
45				L-1011	1665		1665			
46				B-707-100B	840		840			
47				B-707-300B	630		630			
48				B-707-300C	50		50			
49				B-747SP	149		149			
50				B-747	1		1			
51				ALL TYPES	6027		6027	6028	5973	99.08
52				TW---INTERNATIONAL	L-1011	L-1011	305		305	
53		B-707-300B	138				138			
54		B-747	124				124			
55		B-747SP	337				337			
56		ALL TYPES	904				904	902	892	98.89
57		TW---TOTAL	B-727-100	B-727-100	498		498			
58				B-727-100C/QC	161		161			
59				B-727-200	2033		2033			
60				L-1011	1970		1970			
61				B-707-100B	840		840			
62				B-707-300B	768		768			
63				B-707-300C	50		50			
64				B-747SP	486		486			
65				B-747	125		125			
66				ALL TYPES	6931		6931	6930	6865	99.06
67				UA---DOMESTIC	B-737-100/200	B-737-100/200	940	1	941	
68		B-727-100	403			13	416			
69		B-727-200	1403			8	1411			
70		DC-10-10	981			7	988			
71		B-747	1				1			
72		DC-8-50	1				1			
73		DC-8-61	864			220	1084			
74		DC-8-62	23		23					
75		ALL TYPES	4616	249	4865	4650	4611	99.16		
76	UR---DOMESTIC	PA-31/34/39	PA-31/34/39	124		124				
77			SWEAR-METRO	305		305				
78			ALL TYPES	429		429	445	424	95.28	
79	COMMUNITY TOTAL	DOMESTIC	B-727-100	8978	104	9082				
80			B-727-200	34775	21	34796				
81			B-707-100B	1680		1680				
82			B-707-300B	808	3	811				
83			B-707-300C	403	8	411				
84			*B-707-300C	504		504				
85			B-747	61		61				
86			DC-10-10	2057	7	2064				
87			BAC-111-200	3561		3561				
88			DC-9-30	8550	24	8574				
89			B-727-100C/QC	1729		1729				
90			L-1011	3912		3912				
91			DC-8-50	21		21				
92			DC-8-61	1594	220	1814				
93			DC-9-50	2331	5	2336				
94			EURO AIRBUS 3	1767		1767				
95			A-300B	210		210				
96			*DC-8-61	215		215				
97			*DC-8-63F	268	1	269				
98			*B-747	140		140				
99			*B-747F	23		23				
100			*B-747-200	37		37				
101			FH-227	2188	14	2202				
102	DHC-6	8700	31	8731						
103	CV-580	25	22	47						
104	F-27 SERIES	23		23						

TABLE 7
 AIRCRAFT DEPARTURES SCHEDULED AND AIRCRAFT DEPARTURES PERFORMED,
 BY TYPE OF OPERATION, BY AIRCRAFT TYPE, BY COMMUNITY, AND BY CARRIER
 12 MONTHS ENDED DECEMBER 31, 1980

Line No.	Area, state or country Community (Airport name)	Carrier and type of operation	Type of aircraft	Total departures performed			Departures scheduled	Scheduled departures completed	
				Scheduled service	Nonscheduled service	All services		Number	Percent of departures scheduled
	1	2	3	4	5	6	7	8	9
1	COMMUNITY TOTAL	DOMESTIC	(CONT.)						
2			DC-10-40	787		787			
3			B-737-100/200	2622	15	2637			
4			YS-11		1	1			
5			DC-9-10	11		11			
6			B-747SP	169		169			
7			DC-8-62	23		23			
8			PA-31/34/39	124		124			
9			SWEAR-METRO	305		305			
10			ALL TYPES	88581	476	89057	88146	86917	98.60
11		INTERNATIONAL	DC-10-10	278		278			
12			B-707-300B	176		176			
13			B-707-300C	62		63			
14			B-747	634	1	635			
15			*B-747	21	2	23			
16			B-747SP	354		354			
17			L-1011	1031		1031			
18			B-727-100	11		11			
19			B-727-100C/QC	7		7			
20			*B-747-200	6		6			
21			*DC-8-63F		26	26			
22			*B-747F	140	3	143			
23			ALL TYPES	2720	33	2753	2717	2663	98.01
24		TOTAL	B-727-100	8989	104	9093			
25			B-727-200	34775	21	34796			
26			B-707-100B	1680		1680			
27			B-707-300B	984	3	987			
28			B-707-300C	465	9	474			
29			*B-707-300C	504		504			
30			B-747	695	1	696			
31			DC-10-10	2335	7	2342			
32			BAC-111-200	3561		3561			
33			DC-9-30	8550	24	8574			
34			B-727-100C/QC	1736		1736			
35			*B-747	161	2	163			
36			B-747SP	503		503			
37			L-1011	4943		4943			
38			DC-8-50	21		21			
39			DC-8-61	1594	220	1814			
40			DC-9-50	2331	5	2336			
41			EURO AIRBUS 3	1767		1767			
42			A-300B	210		210			
43			*DC-8-61	215		215			
44			*DC-8-63F	268	27	295			
45			*B-747F	163	3	166			
46			*B-747-200	43		43			
47			FH-227	2188	14	2202			
48			DHC-6	8700	31	8731			
49			CV-580	25	22	47			
50			F-27 SERIES	23		23			
51			DC-10-40	787		787			
52			B-737-100/200	2622	15	2637			
53			YS-11		1	1			
54			DC-9-10	11		11			
55			DC-8-62	23		23			
56			PA-31/34/39	124		124			
57			SWEAR-METRO	305		305			
58			ALL TYPES	91301	509	91810	90863	89580	98.58
59									
60	HYANNIS (BARNSTABLE MUNI)	NE---DOMESTIC	FH-227	1007	29	1036			
61			DHC-6	3289	37	3326			
62			CV-580	411	25	436			
63			ALL TYPES	4707	91	4798	4797	4589	95.66
64									
65									
66	MARATHA'S VINEYARD (MARATHAS VINEYARD)	NE---DOMESTIC	DHC-6	2263		2263			
67			CV-580	398		398			
68			FH-227	356		356			
69			ALL TYPES	3017		3017	3006	2896	96.34
70									
71									
72									
73	NANTUCKET (NANTUCKET MEMORIAL)	NE---DOMESTIC	DHC-6	2383	9	2392			
74			CV-580	409	1	410			
75			FH-227	296		296			
76			ALL TYPES	3088	10	3098	3057	2955	96.66
77									
78									
79									
80	NEW BEDFORD/FALL RIVER (NEW BEDFORD MUNI)	NE---DOMESTIC	DHC-6	1100		1100			
81			CV-580		2	2			
82			ALL TYPES	1100	2	1102	1170	1100	94.01
83									
84	WORCESTER (WORCESTER MUNI)	DL---DOMESTIC	B-727-200	442		442			
85			ALL TYPES	442		442	468	442	94.44
86									
87									
88									
89									
90									
91	ALPENA (PHELPS COLLINS)	RC---DOMESTIC	DC-9-10	375		375			
92			DC-9-30	283		283			
93			DC-9-50	9		9			
94			CV-580	56		56			
95			ALL TYPES	723		723	731	713	97.53
96									
97									
98	RENTON HARBOR/ST. JOSEPH (ROSS FIELD)	RC---DOMESTIC	CV-580	1968	1	1969			
99			ALL TYPES	1968	1	1969	2035	1962	96.41
100									
101									
102	DETROIT/ANN ARBOR (DETROIT CITY)	FW---DOMESTIC	CV-600	1146	6	1152			
103			ALL TYPES	1146	6	1152	1178	1146	97.28
104									
105									
106	DETROIT METROPOLITAN (WAYNE CTY)	AA---DOMESTIC	B-727-100	1478		1478			
107			B-727-200	4851		4851			
108			DC-10-10	1170	1	1171			
109			B-707-100B	2056		2056			
110			B-707-300B	127	2	129			
111			B-707-300C	293	1	294			
112			219						

TABLE 7
 AIRCRAFT DEPARTURES SCHEDULED AND AIRCRAFT DEPARTURES PERFORMED,
 BY TYPE OF OPERATION, BY AIRCRAFT TYPE, BY COMMUNITY, AND BY CARRIER
 12 MONTHS ENDED DECEMBER 31, 1980

Line No.	Area, state or country Community (Airport name)	Carrier and type of operation	Type of aircraft	Total departures performed			Departures scheduled	Scheduled departures completed		
				Scheduled service	Nonscheduled service	All services		Number	Percent of departures scheduled	
	1	2	3	4	5	6	7	8	9	
1	DETROIT METROPOLITAN WAYNE CTY	AA---DOMESTIC	(CONT.)							
2			*B-707-300C	501		501				
3			*B-747	81		81				
4		B-747	2		2					
5		ALL TYPES	10559	4	10563	10688	10508	98.31		
6		AL---DOMESTIC	BAC-111-200	2063	1	2064				
7			DC-9-30	3115	12	3127				
8			B-727-100	244	14	258				
9		B-727-200	2		2					
10		ALL TYPES	5424	27	5451	5484	5415	98.74		
11		BN---DOMESTIC	B-727-100	36		36				
12			B-727-100C/QC	94		94				
13			B-727-200	929	7	936	1057	1055	99.81	
14		ALL TYPES	1059	7	1066					
15		CH---DOMESTIC	BH-99	3	1	4				
16			G-159	123		123				
17		ALL TYPES	126	1	127	127	126	99.21		
18		DL---DOMESTIC	DC-9-30	3736	1	3737				
19			B-727-200	6876	1	6877				
20			L-1011	744	1	745				
21			DC-8-50	41		41				
22		DC-8-61	911		911					
23		ALL TYPES	12308	3	12311	12349	12295	99.56		
24		EA---DOMESTIC	DC-9-30	1629		1629				
25			DC-9-50	297		297				
26			B-727-100	745		745				
27			B-727-100C/QC	298		298				
28		B-727-200	1102		1102					
29		L-1011	174		174					
30		ALL TYPES	4245		4245	4267	4232	99.17		
31		FL---DOMESTIC	B-737-100/200	1354		1354				
32			ALL TYPES	1354		1354	1358	1353	99.63	
33		FI---DOMESTIC	*DC-8-61	145		145				
34			*DC-8-63F	167		167				
35			*B-747	3		3				
36			*B-747F	3		3	308	290	94.15	
37		ALL TYPES	318		318					
38		ML---DOMESTIC	DC-9-30	339		339				
39			DC-9-15F	383		383				
40			ALL TYPES	722		722	729	722	99.03	
41		NW---DOMESTIC	B-727-100	1855	3	1858				
42			B-727-200	8859	10	8869				
43			DC-10-40	1556		1556				
44			B-747	707		707				
45			*B-747F	92		92	13299	13046	98.09	
46		ALL TYPES	13069	13	13082					
47		CJ---DOMESTIC	DC-9-10	103	2	105				
48			DC-9-30	253	57	310				
49			ALL TYPES	356	59	415	397	356	89.67	
50		PA---DOMESTIC	B-707-300B	13	5	18				
51			B-747	265		265				
52			L-1011	14		14				
53			*B-747	2		2				
54			-747SP	6		6				
55			-1011-500 TR	9		9				
56		DC-10-10	3		3	316	306	96.83		
57		ALL TYPES	309	8	317					
58		RC---DOMESTIC	CV-580	2479	3	2482				
59			DC-9-10	6328	1	6329				
60			DC-9-30	7110	7	7117				
61			DC-9-50	9441	11	9452				
62			B-727-200	776		776	26428	25929	98.11	
63		ALL TYPES	26134	22	26156					
64		RD---DOMESTIC	*DC-8-10	1		1				
65			*DC-8-63F	2		2				
66			ALL TYPES	3		3				
67		TW---DOMESTIC	DC-9-10	6		6				
68			B-727-100	292		292				
69			B-727-100C/QC	85		85				
70			B-727-200	506		506				
71			B-707-100B	696		696				
72			B-707-300R	134		134				
73			B-707-300C	8		8	1706	1699	99.58	
74		ALL TYPES	1727		1727					
75		UA---DOMESTIC	B-737-100/200	293	2	295				
76			B-727-100	911	18	929				
77			B-727-200	2999	16	3015				
78			DC-10-10	1212	5	1217				
79			B-747	21		21				
80			*DC-8-53F	564	1	565				
81			DC-8-61	495	323	818	6510	6417	98.57	
82		DC-8-62	3	1	4					
83		ALL TYPES	6498	366	6864					
84		ZW---DOMESTIC	SWEAR-METRO	3514		3514				
85			DASH-7	42		42				
86		ALL TYPES	3556		3556	3734	3556	95.23		
87		AIRPORT TOTAL	DOMESTIC	B-727-100	5561	35	5596			
88				B-727-200	26900	34	26934			
89				DC-10-10	2382	9	2391			
90				B-707-100E	7752		7752			
91				B-707-300E	274	7	281			
92				B-707-300E	301	1	302			
93				*B-707-300C	501		501			
94				*B-747	86		86			
95				B-747	995		995			
96										

TABLE 7
 AIRCRAFT DEPARTURES SCHEDULED AND AIRCRAFT DEPARTURES PERFORMED,
 BY TYPE OF OPERATION, BY AIRCRAFT TYPE, BY COMMUNITY, AND BY CARRIER

12 MONTHS ENDED DECEMBER 31, 1980

Line No.	Area, state or country Community (Airport name)	Carrier and type of operation	Type of aircraft	Total departures performed			Departures scheduled	Scheduled departures completed	
				Scheduled service	Non-scheduled service	All services		Number	Percent of departures scheduled
1	2	3	4	5	6	7	8	9	
1	AIRPORT TOTAL	DOMESTIC	(CONT.)						
2			BAC-111-200	2063	1	2064			
3			DC-9-30	16182	77	16259			
4			B-727-100C/QC	477		477			
5			BH-99	3	1	4			
6			G-159	123		123			
7			L-1011	932	1	933			
8			DC-8-50	41		41			
9			DC-8-61	1486	323	1779			
10			DC-9-50	9738	11	9749			
11			B-737-100/200	1647	2	1649			
12			*DC-8-61	145		145			
13			*DC-8-63F	169		169			
14			*B-747F	95		95			
15			DC-9-15F	383		383			
16			DC-10-40	1556		1556			
17			DC-9-10	6437	3	6440			
18			B-747SP	6		6			
19			L-1011-500 TR	9		9			
20			CV-580	2479	3	2482			
21			*DC-8-10	1		1			
22			*DC-8-50F	564	1	565			
23			DC-8-62	3	1	4			
24			SWEAR-METRO	3514		3514			
25			DASH-7	42		42			
26			ALL TYPES	87767	510	88277	88757	87305	98.36
27	COMMUNITY TOTAL BY CARRIER	AA---DOMESTIC	B-727-100	1478		1478			
28			B-727-200	4851		4851			
29			DC-10-10	1170	1	1171			
30			B-707-100B	2056	2	2056			
31			B-707-300B	127		127			
32			B-707-300C	293	1	294			
33			*B-707-300C	501		501			
34			B-747	2		2			
35			*B-747	81		81			
36			ALL TYPES	10559	4	10563	10688	10508	98.31
37		AL---DOMESTIC	BAC-111-200	2063	1	2064			
38			DC-9-30	3115	12	3127			
39			B-727-100	244	14	258			
40			B-727-200	2		2			
41			ALL TYPES	5424	27	5451	5484	5415	98.74
42		BN---DOMESTIC	B-727-100	36		36			
43			B-727-100C/QC	94		94			
44			B-727-200	929	7	936	1057	1055	99.81
45			ALL TYPES	1059	7	1066			
46		CH---DOMESTIC	BH-99	3	1	4			
47			G-159	123		123			
48			ALL TYPES	126	1	127	127	126	99.21
49		DL---DOMESTIC	DC-9-30	3736	1	3737			
50			B-727-200	6876	1	6877			
51			L-1011	744	1	745			
52			DC-8-50	41		41			
53			DC-8-61	911		911			
54			ALL TYPES	12308	3	12311	12349	12295	99.56
55		EA---DOMESTIC	DC-9-30	1629		1629			
56			DC-9-50	297		297			
57			B-727-100	745		745			
58			B-727-100C/QC	298		298			
59			B-727-200	1102		1102			
60			L-1011	174		174			
61			ALL TYPES	4245		4245	4267	4232	99.17
62		FL---DOMESTIC	B-737-100/200	1354		1354			
63			ALL TYPES	1354		1354	1358	1353	99.63
64		FT---DOMESTIC	*B-747	3		3			
65			*B-747F	3		3			
66			*DC-8-61	145		145			
67			*DC-8-63F	167		167			
68			ALL TYPES	318		318	308	290	94.15
69		FW---DOMESTIC	CV-600	1146	6	1152			
70			ALL TYPES	1146	6	1152	1178	1146	97.28
71		PL---DOMESTIC	DC-9-15F	383		383			
72			DC-9-30	339		339			
73			ALL TYPES	722		722	729	722	99.03
74		NW---DOMESTIC	B-727-100	1855	3	1858			
75			B-727-200	8859	10	8869			
76			DC-10-40	1556		1556			
77			B-747	707		707			
78			*B-747F	92		92			
79			ALL TYPES	13069	13	13082	13299	13046	98.09
80		OZ---DOMESTIC	DC-9-10	103	2	105			
81			DC-9-30	253	57	310			
82			ALL TYPES	356	59	415	397	356	89.67
83		PA---DOMESTIC	DC-10-10	14	3	17			
84			L-1011	9		9			
85			L-1011-500 TR	9		9			
86			B-707-300B	13	5	18			
87			B-747	265		265			
88			*B-747	2		2			
89			B-747SP	6		6			
90			ALL TYPES	309	8	317	316	306	96.83
91		RC---DOMESTIC	CV-580	2479	3	2482			
92			DC-9-10	6328	1	6329			
93			DC-9-30	7110	7	7117			
94			DC-9-50	9441	11	9452			
95			B-727-200	776		776			
96			ALL TYPES	26134	22	26156	26428	25929	98.11
97		RD---DOMESTIC	*DC-8-10	1		1			
98			221						

TABLE 7
 AIRCRAFT DEPARTURES SCHEDULED AND AIRCRAFT DEPARTURES PERFORMED,
 BY TYPE OF OPERATION, BY AIRCRAFT TYPE, BY COMMUNITY, AND BY CARRIER
 12 MONTHS ENDED DECEMBER 31, 1980

Line No.	Area, state or country Community (Airport name)	Carrier and type of operation	Type of aircraft	Total departures performed			Departures scheduled	Scheduled departures completed	
				Scheduled service	Non-scheduled service	All services		Number	Percent of departures scheduled
1	2	3	4	5	6	7	8	9	
1	COMMUNITY TOTAL BY CARRIER	RD---DOMESTIC	(CONT.)						
2			*DC-8-63F	2		2			
3			ALL TYPES	3		3			
4		TN---DOMESTIC	DC-9-10	6		6			
5			B-727-100	292		292			
6			B-727-100C/QC	85		85			
7			B-727-200	506		506			
8			B-707-100B	696		696			
9			B-707-300B	134		134			
10			B-707-300C	8		8			
11			ALL TYPES	1727		1727	1706	1699	99.58
12		UA---DOMESTIC	B-737-100/200	293	2	295			
13			B-727-100	911	18	929			
14			B-727-200	2999	16	3015			
15			DC-10-10	1212	5	1217			
16			B-747	21		21			
17			*DC-8-50F	564	1	565			
18			DC-8-61	495	323	818			
19			DC-8-62	3	1	4			
20			ALL TYPES	6498	366	6864	6510	6417	98.57
21		ZW---DOMESTIC	SWEAR-METRO	3514		3514			
22			DASH-7	42		42			
23			ALL TYPES	3556		3556	3734	3556	95.23
24	COMMUNITY TOTAL	DOMESTIC	CV-600	1146	6	1152			
25			B-727-100	5561	35	5596			
26			B-727-200	26900	34	26934			
27			DC-10-10	2382	9	2391			
28			B-707-100B	2752		2752			
29			B-707-300B	274	7	281			
30			B-707-300C	301	1	302			
31			*B-707-300C	501		501			
32			*B-747	86		86			
33			B-747	995		995			
34			BAC-111-200	2063	1	2064			
35			DC-9-33	16182	77	16259			
36			B-727-100C/QC	477		477			
37			BH-99	3	1	4			
38			G-159	123		123			
39			L-1011	932	1	933			
40			JC-8-50	41		41			
41			DC-8-61	1406	323	1729			
42			DC-9-50	9738	11	9749			
43			B-737-100/200	1647	2	1649			
44			*DC-8-61	145		145			
45			*DC-8-63F	169		169			
46			*B-747F	95		95			
47			DC-9-15F	383		383			
48			DC-10-40	1556		1556			
49			JC-9-17	6437	3	6440			
50			B-747SP	6		6			
51			L-1011-500 TR	9		9			
52			CV-580	2479	3	2482			
53			*DC-8-10	1		1			
54			*DC-8-50F	564	1	565			
55			DC-8-62	3	1	4			
56			SWEAR-METRO	3514		3514			
57			DASH-7	42		42			
58			ALL TYPES	88913	516	89429	89935	88651	98.34
59	FSCANARA (FSCANARA MUNI)	RC---DOMESTIC	CV-580	676		676			
60			DC-9-30	391		391			
61			DC-9-50	909	1	910			
62			DC-9-10	117		117			
63			ALL TYPES	2093	1	2094	2170	2055	94.70
64	FLINT (FRESHOP)	RC---DOMESTIC	CV-580	261		261			
65			DC-9-10	980		980			
66			DC-9-30	713		713			
67			DC-9-50	196		196			
68			ALL TYPES	2150		2150	2181	2136	97.93
69		UA---DOMESTIC	B-737-100/200	976		976			
70			B-727-100	370	2	372			
71			B-727-200	469	1	470			
72			DC-8-61	14	14	14			
73			ALL TYPES	1815	17	1832	1809	1778	98.28
74	COMMUNITY TOTAL	DOMESTIC	CV-580	261		261			
75			DC-9-10	980		980			
76			DC-9-30	713		713			
77			DC-9-50	196		196			
78			B-737-100/200	976		976			
79			B-727-100	370	2	372			
80			B-727-200	469	1	470			
81			DC-8-61	14	14	14			
82			ALL TYPES	3965	17	3982	3997	3914	98.09
83	GRAND RAPIDS (GRAND RAPIDS)	RE---DOMESTIC	CV-580	1176	1	1177			
84			DC-9-10	1338		1338			
85			DC-9-30	3491		3491			
86			DC-9-50	3451	3	3454			
87			ALL TYPES	9456	4	9460	9566	9366	97.90
88		UA---DOMESTIC	B-737-100/200	1100		1100			
89			B-727-100	1234		1234			
90			B-727-200	720	2	721			
91			DC-8-62	1		1			
92			DC-8-61	1	16	16			
93			ALL TYPES	3044	18	3062	3074	3036	98.76
94	COMMUNITY TOTAL	DOMESTIC	CV-580	1176	1	1177			
95			DC-9-10	1338		1338			
96			DC-9-30	3491		3491			
97			DC-9-50	3451	3	3454			
98			B-737-100/200	1100		1100			

TABLE 7
AIRCRAFT DEPARTURES SCHEDULED AND AIRCRAFT DEPARTURES PERFORMED,
BY TYPE OF OPERATION, BY AIRCRAFT TYPE, BY COMMUNITY, AND BY CARRIER
12 MONTHS ENDED DECEMBER 31, 1980

L i n e No.	Area, state or country Community (Airport name)	Carrier and type of operation	Type of aircraft	Total departures performed			Departures scheduled	Scheduled departures completed	
				Scheduled service	Nonscheduled service	All services		Number	Percent of departures scheduled
1	2	3	4	5	6	7	8	9	
1	COMMUNITY TOTAL	DOMESTIC	(CONT.)						
2			DC-9-50	543		543			
3			B-737-100/200	58		58			
4			ALL TYPES	2421	1	2422	2452	2396	97.71
5									
6	PFLISTON	RC---DOMESTIC	CV-580	1		1			
7	(EMMET COUNTY)		DC-9-30	1092		1092			
8			DC-9-30	244		244			
9			DC-9-50	474	1	475			
10			ALL TYPES	1811	1	1812	1887	1791	94.91
11									
12	SAGINAW/RAY CITY/MIDLAND	RC---DOMESTIC	DC-9-10	488		488			
13	(TRI CITY)		DC-9-30	1028		1028			
14			DC-9-50	1947		1947			
15			INTERCHANGE	24		24			
16			ALL TYPES	3487		3487	3561	3467	97.36
17									
18		UA---DOMESTIC	B-737-100/200	869		869			
19			B-727-100	953		953			
20			B-727-200	399	2	401			
21			DC-8-61	1	1	2			
22			ALL TYPES	2221	3	2224	2248	2212	98.39
23									
24	COMMUNITY TOTAL	DOMESTIC	DC-9-10	488		488			
25			DC-9-30	1028		1028			
26			DC-9-50	1947		1947			
27			INTERCHANGE	24		24			
28			B-737-100/200	869		869			
29			B-727-100	953		953			
30			B-727-200	399	2	401			
31			DC-8-61	1	1	2			
32			ALL TYPES	5708	3	5711	5809	5679	97.76
33									
34	SAULT STE MARIE	RC---DOMESTIC	CV-580	2		2			
35	(CHIPPEWA COUNTY INTERNATIONAL)		DC-9-10	603		603			
36			DC-9-30	88		88			
37			DC-9-50	89		89			
38			ALL TYPES	782		782	810	769	94.93
39									
40	TRAVERSE CITY	RC---DOMESTIC	CV-580	5		5			
41	(CHIPPY CAPITAL)		DC-9-10	1391		1391			
42			DC-9-30	693		693			
43			DC-9-50	1511		1511			
44			ALL TYPES	3600		3600	3701	3562	96.24
45									
46	MINNESOTA								
47									
48									
49									
50									
51									
52	RFMIDJ1	RC---DOMESTIC	CV-580	2102		2102			
53	(RFMIDJ1 MUNI)		ALL TYPES	2102		2102	2154	2075	96.33
54									
55									
56									
57	BRATNEWD	RC---DOMESTIC	CV-580	2611		2611			
58	(BRATNEWD-CROW WING CO.)		ALL TYPES	2611		2611	2695	2596	96.32
59									
60									
61	CHISHOLM/HIRBING	RC---DOMESTIC	CV-580	466		466			
62	(CHISHOLM-HIRBING)		DC-9-10	509		509			
63			DC-9-30	108		108			
64			DC-9-50	1001		1001			
65			ALL TYPES	2084		2084	2132	2069	97.04
66									
67	DULUTH/SUPERIOR	RC---DOMESTIC	CV-580	680	2	682			
68	(DULUTH INTERNATIONAL)		DC-9-10	354		354			
69			DC-9-30	1664	1	1665			
70			DC-9-50	2610	3	2613			
71			ALL TYPES	5308	6	5314	5446	5272	96.80
72									
73									
74	FAIRMONT	RC---DOMESTIC	CV-580	1368		1368			
75	(FAIRMONT MUNI)		DC-9-30	1		1			
76			ALL TYPES	1369		1369	1404	1342	95.58
77									
78									
79	INTERNATIONAL FALLS	RC---DOMESTIC	CV-580	95		95			
80	(FALLS INTERNATIONAL)		DC-9-10	254		254			
81			DC-9-30	53		53			
82			DC-9-50	580		580			
83			ALL TYPES	982		982	1002	969	96.70
84									
85									
86	MANKATO	RC---DOMESTIC	CV-580	1358		1358			
87	(MANKATO MUNICIPAL)		DC-9-30	1		1			
88			ALL TYPES	1359		1359	1404	1351	96.22
89									
90	MINNEAPOLIS/ST. PAUL	AA---DOMESTIC	B-727-100	306		306			
91	(MINNEAPOLIS-ST. PAUL INTL)		B-727-200	557		557			
92			B-707-300B	1	1	2			
93			B-707-300C	1	2	3			
94			ALL TYPES	864	2	866	874	863	98.74
95									
96		AL---DOMESTIC	DC-9-30	946	3	949			
97			B-727-100	961	3	964			
98			B-727-200	641		641			
99			BAC-111-200	1		1			
100			ALL TYPES	2549	6	2555	2549	2545	99.04
101									
102									
103		BN---DOMESTIC	B-727-100	77		77			
104			B-727-100C/QC	165		165			
105			B-727-200	4201	35	4236			
106			DC-8-42	1	1	2			
107			ALL TYPES	4443	36	4479	4455	4441	99.64
108									
109		EA---DOMESTIC	DC-9-30	457		457			
110			B-727-100	396		396			
111									
112									

TABLE 7
AIRCRAFT DEPARTURES SCHEDULED AND AIRCRAFT DEPARTURES PERFORMED,
BY TYPE OF OPERATION, BY AIRCRAFT TYPE, BY COMMUNITY, AND BY CARRIER
12 MONTHS ENDED DECEMBER 31, 1980

Line No.	Area, state or country Community (Airport name)	Carrier and type of operation	Type of aircraft	Total departures performed			Departures scheduled	Scheduled departures completed	
				Scheduled service	Non-scheduled service	All services		Number	Percent of departures scheduled
1	2	3	4	5	6	7	8	9	
1	COMMUNITY TOTAL	TOTAL	(CONT.)						
2			DC-8-50F	1		1			
3			BH-99	811		811			
4			SD3-30	6		6			
5			SWEAR-METRO	2783		2783			
6			ALL TYPES	77325	498	77823	78454	76956	98.09
7									
8	ROCHFSTER (ROCHFSTER MUNI)	NH---DOMESTIC	B-727-100	514		514			
9			B-727-200	2524		2524			
10			ALL TYPES	3038		3038	3116	3012	96.66
11									
12		OZ---DOMESTIC	DC-9-10	169		169			
13			DC-9-30	666	6	672			
14			ALL TYPES	835	6	841	937	832	88.79
15									
16		RC---DOMESTIC	CV-580	702		702			
17			DC-9-30	344		344			
18			DC-9-50	264		264			
19			DC-9-10	135		135			
20			ALL TYPES	1445		1445	1488	1436	96.50
21									
22	COMMUNITY TOTAL	DOMESTIC	B-727-100	514		514			
23			B-727-200	2524		2524			
24			DC-9-10	304		304			
25			DC-9-30	1010	6	1016			
26			CV-580	702		702			
27			DC-9-50	264		264			
28			ALL TYPES	5318	6	5324	5541	5280	95.28
29									
30									
31	THIEF RIVER FALLS (THIEF RIVER FALL MUNI)	RC---DOMESTIC	CV-580	960		960			
32			ALL TYPES	960		960	980	948	96.73
33									
34									
35	WORTHINGTON (WORTHINGTON MUNI)	RC---DOMESTIC	CV-580	1342		1342			
36			DC-9-30	1		1			
37			ALL TYPES	1343		1343	1404	1339	95.37
38									
39	MISSISSIPPI								
40									
41									
42									
43	COVINGBUS (GOLDEN TRIANGLE REGIONAL)	RC---DOMESTIC	CV-580	299		299			
44			DC-9-10	1338		1338			
45			DC-9-30	226		226			
46			DC-9-50	124		124			
47			ALL TYPES	1987		1987	2020	1980	98.01
48									
49									
50	GREENVILLE (GREENVILLE MUNI)	RC---DOMESTIC	CV-580	27		27			
51			DC-9-10	1205		1205			
52			DC-9-30	88		88			
53			DC-9-50	6		6			
54			ALL TYPES	1326		1326	1340	1313	97.98
55									
56									
57	GREENWOOD (EUFLORE)	RC---DOMESTIC	CV-580	447		447			
58			SWEAR-METRO	85		85			
59			ALL TYPES	532		532	628	525	83.59
60									
61									
62	GULFPORT/BILOXI (GULFPORT MUNI)	RC---DOMESTIC	DC-9-10	2080	1	2081			
63			DC-9-30	280		280			
64			DC-9-50	17		17			
65			ALL TYPES	2377	1	2378	2410	2341	97.13
66									
67									
68	JACKSON-VICKSBURG (AHLFN C THOMPSON FIELD)	DL---DOMESTIC	DC-9-30	2101	1	2102			
69			B-727-200	6703		6703			
70			DC-8-61	97		97			
71			ALL TYPES	8901	1	8902	8917	8888	99.67
72									
73		FL---DOMESTIC	B-737-100/200	362		362			
74			ALL TYPES	362		362	369	362	98.10
75									
76		RC---DOMESTIC	DC-9-10	513		513			
77			DC-9-30	529		529			
78			DC-9-50	120		120			
79			CV-580	9		9			
80			ALL TYPES	1171		1171	1199	1151	95.99
81									
82	COMMUNITY TOTAL	DOMESTIC	DC-9-30	2630	1	2631			
83			B-727-200	6703		6703			
84			DC-8-61	97		97			
85			B-737-100/200	362		362			
86			DC-9-10	513		513			
87			DC-9-30	120		120			
88			CV-580	9		9			
89			ALL TYPES	10434	1	10435	10485	10401	99.19
90									
91									
92	LAUREL/HATTIESBURG (PINFALTY REGIONAL)	RC---DOMESTIC	CV-580	938		938			
93			DC-9-10	461		461			
94			DC-9-30	57		57			
95			DC-9-50	187		187			
96			ALL TYPES	1643		1643	1677	1624	96.83
97									
98	MERIDIAN (KEY FIELD)	RC---DOMESTIC	CV-580	1369		1369			
99			DC-9-10	761		761			
100			DC-9-30	112	2	114			
101			DC-9-50	187		187			
102			ALL TYPES	2429	2	2431	2500	2425	97.00
103									
104									
105	TUPPELO (C.D. LENOX MUNI)	RC---DOMESTIC	CV-580	1473		1473			
106			SWEAR-METRO	149		149			
107			ALL TYPES	1622		1622	1730	1616	93.41
108									
109									
110	UNIVERSITY/OXFORD (UNIVERSITY-OXFORD)	RC---DOMESTIC	CV-580	890		890			
111									
112									

TABLE 7
AIRCRAFT DEPARTURES SCHEDULED AND AIRCRAFT DEPARTURES PERFORMED,
BY TYPE OF OPERATION, BY AIRCRAFT TYPE, BY COMMUNITY, AND BY CARRIER
12 MONTHS ENDED DECEMBER 31, 1980

Line No.	Area, state or country Community (Airport name)	Carrier and type of operation	Type of aircraft	Total departures performed			Departures scheduled	Scheduled departures completed	
				Scheduled service	Non-scheduled service	All services		Number	Percent of departures scheduled
	1	2	3	4	5	6	7	8	9
1	UNIVERSITY-OLFGRO	RC---DOMESTIC	SWEAR-METRO ALL TYPES	1059		1059	1296	894	68.9
2									
3									
4	MISSOURI								
5									
6									
7	CAPE GIRARD/STURTON CAPE GIRARD MUNICIPAL	OZ---DOMESTIC	FH-227 DC-9-10 JC-9-30 ALL TYPES	563 32 81 676		563	783	672	85.82
8									
9									
10									
11									
12									
13	COLUMBIA/...EFF... (COLUMBIA REGIONAL)	---DOMESTIC	FH-227 DC-9-10 ALL TYPES	657 365 2435	1 2 33	658 367 2468	600	600	90.67
14									
15									
16									
17									
18									
19									
20									
21									
22	COMMUNITY TOTAL	DOMESTIC	SWEAR-METRO ALL TYPES	417 412		412 412	391	387	98.97
23									
24									
25									
26									
27									
28									
29	FORT LEONARD MOOD (FORNEY AAF)	FL---DOMESTIC	CV-580 ALL TYPES	1304 1304		1304 1304	1406	1304	92.74
30									
31									
32									
33	JOPLIN (JOPLIN MUNICIPAL)	FL---DOMESTIC	CV-580 B-737-100/200 ALL TYPES	241 901 1142		241 901 1142	1142	1109	97.11
34									
35									
36									
37									
38									
39									
40									
41	COMMUNITY TOTAL	DOMESTIC	DC-9-10 DC-9-30 ALL TYPES	277 1239 1516	5 5	277 1244 1521	1654	1513	91.47
42									
43									
44									
45									
46									
47	KANSAS CITY (INTERNATIONAL)	AA---DOMESTIC	B-707-100B ALL TYPES	1 1		1 1			
48									
49									
50									
51									
52									
53									
54									
55									
56									
57									
58									
59									
60									
61									
62									
63									
64									
65									
66									
67									
68									
69									
70									
71									
72									
73									
74									
75									
76									
77									
78									
79									
80									
81									
82									
83									
84									
85									
86									
87									
88									
89									
90									
91									
92									
93									
94									
95									
96									
97									
98									
99									
100									
101									
102									
103									
104									
105									
106									
107									
108									
109									
110									
111									
112									

**TABLE 7
AIRCRAFT DEPARTURES SCHEDULED AND AIRCRAFT DEPARTURES PERFORMED,
BY TYPE OF OPERATION, BY AIRCRAFT TYPE, BY COMMUNITY, AND BY CARRIER**

12 MONTHS ENDED DECEMBER 31, 1980

Line No.	Area, state or country Community (Airport name)	Carrier and type of operation	Type of aircraft	Total departures performed			Departures scheduled	Scheduled departures completed	
				Scheduled service	Nonscheduled service	All services		Number	Percent of departures scheduled
	1	2	3	4	5	6	7	8	9
1	INTERNATIONAL	(CCAT.) XV---DOMESTIC	BH-99	1514		1514			
2			SD3-30	11		11			
3			ALL TYPES	1525		1525	1525	1525	100.00
4	AIRPORT TOTAL	DOMESTIC	ZV---DOMESTIC	3092		3092			
5			ALL TYPES	3092		3092	3180	3039	95.56
6			B-707-100B	3113		3114			
7		B-727-100	8809	14	8823				
8		B-727-100C/QC	2248	1	2249				
9		*B-727-100C/QC	5		5				
10		B-727-200	24991	17	25008				
11		B-747	8	1	9				
12		DC-10-10	7		7				
13		DC-9-30	1713	124	1837				
14		DC-8-50	30		30				
15		DC-8-61	226	43	269				
16		CV-580	4228		4228				
17		B-737-100/200	3996		3996				
18		DC-9-15F	351		351				
19		FH-227	209		209				
20		DC-9-10	1290	4	1294				
21		DC-9-50	1		1				
22		L-1011	186		186				
23		B-707-300B	908		908				
24		B-707-300C	76		76				
25		B-747SP	3		3				
26		*DC-8-50F	1		1				
27		BH-99	1514		1514				
28		SD3-30	11		11				
29		SWEAR-METRO	3092		3092				
30		ALL TYPES	57015	206	57221	57587	56628	98.33	
31	KANSAS CITY MUNI	BN---DOMESTIC	B-727-200	1		1			
32			ALL TYPES	1		1			
33			ZV---DOMESTIC	3519	1	3520	3594	3440	95.71
34		ALL TYPES	3519	1	3520	3594	3440	95.71	
35	AIRPORT TOTAL	DOMESTIC	B-727-200	1	1				
36		SWEAR-METRO	3519	1	3520				
37		ALL TYPES	3520	1	3521	3594	3440	95.71	
38	COMMUNITY TOTAL BY CARRIER	AA---DOMESTIC	B-707-100B	1		1			
39			ALL TYPES	1		1			
40			BN---DOMESTIC	B-727-100	502	1	503		
41		B-727-100C/QC	1323		1324				
42		*B-727-100C/QC	5		5				
43		B-727-200	12990	4	12994				
44		B-747	2		3				
45		ALL TYPES	14822	7	14829	15011	14801	98.60	
46	CC---DOMESTIC	B-727-100	B-727-100	678	1	679			
47			B-727-200	1262		1262			
48			ALL TYPES	1945	1	1946	1908	1876	96.32
49	DL---DOMESTIC	DC-9-30	DC-9-30	237	1	233			
50			B-727-200	2071		2071			
51			ALL TYPES	2308	1	2309	2560	2549	99.57
52	FL---DOMESTIC	CV-580	CV-580	2509		2509			
53			B-737-100/200	3343		3343			
54			ALL TYPES	5852		5852	5955	5845	98.15
55	ML---DOMESTIC	DC-9-15F	DC-9-15F	351		351			
56			DC-9-30	327		327			
57			ALL TYPES	678		678	687	678	98.68
58	OZ---DOMESTIC	FH-227	FH-227	209		209			
59			DC-9-10	165	3	168			
60			ALL TYPES	1065	116	1184	1140	1065	93.42
61	RC---DOMESTIC	CV-580	CV-580	1719		1719			
62			DC-9-10	3		3			
63			ALL TYPES	1722	1	1723	1735	1716	98.90
64	TI---DOMESTIC	DC-9-10	DC-9-10	818	1	819			
65			DC-9-30	463	7	470			
66			ALL TYPES	1281	8	1289	1339	1278	95.44
67	TW---DOMESTIC	DC-9-10	DC-9-10	304		304			
68			B-727-100	2996	1	2997			
69			B-727-100C/QC	925		925			
70		B-727-200	5983	9	5992				
71		L-1011	186		186				
72		B-707-100B	3112	1	3113				
73		B-707-300B	908		908				
74		B-707-300C	76		76				
75		B-747	3		3				
76		B-747SP	3		3				
77		ALL TYPES	14496	11	14507	14471	14326	98.99	
78	UA---DOMESTIC	B-737-100/200	B-737-100/200	653		653			
79			B-727-100	4633	11	4644			
80			B-727-200	2686	4	2690			
81		DC-10-10	2		2				
82		B-747	3		3				
83		*DC-8-50F	1		1				
84		DC-8-61	5	43	48				
85		ALL TYPES	7983	58	8041	8076	7930	98.19	
86	XV---DOMESTIC	BH-99	BH-99	1514		1514			
87			SD3-30	11		11			
88			ALL TYPES	1525		1525	1525	1525	100.00

TABLE 7
AIRCRAFT DEPARTURES SCHEDULED AND AIRCRAFT DEPARTURES PERFORMED,
BY TYPE OF OPERATION, BY AIRCRAFT TYPE, BY COMMUNITY, AND BY CARRIER
 12 MONTHS ENDED DECEMBER 31, 1980

Line No.	Area, state or country Community (Airport name)	Carrier and type of operation	Type of aircraft	Total departures performed			Scheduled departures completed	
				Scheduled service	Non-scheduled service	All services	Number	Percent of departures scheduled
1	2	3	4	5	6	7	8	9
1	COMMUNITY TOTAL BY CARRIER	(ICAT.)						
2		ZV---DOMESTIC	SWEAR-METRO	6611	1	6612		
3			ALL TYPES	6611	1	6612	6774	6479 95.64
4	COMMUNITY TOTAL	DOMESTIC	B-707-100B	3113	1	3114		
5			B-727-100	8809	14	8823		
6			B-727-100C/QC	2248	1	2249		
7			*B-727-100C/QC	5		5		
8			B-727-200	24992	17	25009		
9			B-747	8		9		
10			DC-10-10	7		7		
11			DC-9-30	1713	124	1837		
12			DC-8-50	30		30		
13			UC-8-61	226	43	269		
14			CV-580	4228		4228		
15			A-737-100/200	3996		3996		
16			DC-9-15F	351		351		
17			FH-227	209		209		
18			DC-9-13	1293	4	1294		
19			DC-9-50	1		1		
20			L-1011	186		186		
21			B-707-300B	938		938		
22			B-707-300C	76		76		
23			B-747SP	3		3		
24			*DC-8-50F	1		1		
25			BH-99	1514		1514		
26			S03-30	11		11		
27			SWEAR-METRO	6611	1	6612	61181	60068 98.18
28			ALL TYPES	60535	207	60742		
29								
30								
31	ST. LOUIS							
32	(LAMBERT-ST LOUIS MUNI)	AA---DOMESTIC	B-727-100	7859		7859		
33			B-727-200	5968		5968		
34			DC-10-10	7		7		
35			B-707-100B	653	1	654		
36			B-707-300B	47	1	48		
37			B-707-300C	92	7	99		
38			*B-707-300C	1		1		
39			B-747	1		1		
40			ALL TYPES	14628	9	14637	14667	14602 99.55
41		AL---DOMESTIC	BAC-111-200	763		763		
42			DC-9-30	1894	1	1895		
43			B-727-100	1	2	2	7678	2653 99.06
44			ALL TYPES	2658	2	2660		
45		BN---DOMESTIC	B-727-100	1		1		
46			ALL TYPES	1		1	6	.00
47		DL---DOMESTIC	DC-9-30	5416	4	5420		
48			B-727-200	2119	1	2120		
49			DC-8-50	36		36		
50			L-1711	1		1		
51			ALL TYPES	7572	5	7577	7580	7533 99.37
52		EA---DOMESTIC	DC-9-30	1545		1545		
53			DC-9-50	208		208		
54			A-727-100	2108		2108		
55			B-727-100C/QC	1283		1283		
56			B-727-200	2692	1	2693		
57			L-1011	235		235		
58			A-300B	3		3		
59			ALL TYPES	8074	1	8075	8172	8019 98.12
60		FL---DOMESTIC	CV-580	1049		1049		
61			R-737-100/200	2124		2124		
62			ALL TYPES	3173		3173	3239	3171 97.90
63		ML---DOMESTIC	DC-9-30	102		102		
64			DC-9-15F	234		234		
65			ALL TYPES	336		336	346	336 97.10
66		NW---DOMESTIC	B-727-100	906		906		
67			B-727-200	120	1	121		
68			ALL TYPES	1026	1	1027	1372	1022 95.33
69		CZ---DOMESTIC	FH-227	2124	1	2125		
70			DC-9-13	3638	27	3665		
71			DC-9-30	18450	465	18915		
72			ALL TYPES	24212	493	24705	26331	24165 91.77
73		NC---DOMESTIC	DC-9-10	1454	2	1456		
74			DC-9-30	789	1	792		
75			DC-9-50	10		10		
76			ALL TYPES	2253	5	2258	2293	2247 97.99
77		TI---DOMESTIC	DC-9-10	786	1	787		
78			DC-9-30	287	10	297		
79			ALL TYPES	1073	11	1084	1109	1070 96.48
80		TR---DOMESTIC	DC-9-10	776		776		
81			B-727-100	5776		5776		
82			B-727-100C/QC	1659		1659		
83			B-727-200	12608	2	12610		
84			L-1011	2549		2549		
85			B-707-100B	9334		9334		
86			B-707-300B	2340		2340		
87			B-707-300C	213		213		
88			B-747SP	1		1		
89			ALL TYPES	13953	2	13955	34127	33895 99.32
90		ZV---DOMESTIC	SWEAR-METRO	1186		1186		
91			ALL TYPES	1186		1186	1217	1158 95.15
92		DOMESTIC	B-727-100	16650		16652		
93			B-727-200	23507	5	23512		
94			DC-10-10	7		7		
95			B-707-100B	8686	1	8687		
96			B-707-300B	2387	1	2388		
97			B-707-300C	305	7	312		
98			*B-707-300C	1		1		
99			B-747	1		1		

TABLE 7
 AIRCRAFT DEPARTURES SCHEDULED AND AIRCRAFT DEPARTURES PERFORMED,
 BY TYPE OF OPERATION, BY AIRCRAFT TYPE, BY COMMUNITY, AND BY CARRIER

12 MONTHS ENDED DECEMBER 31, 1980

Line No.	Area, state or country Community (Airport name)	Carrier and type of operation	Type of aircraft	Total departures performed			Departures scheduled	Scheduled departures completed	
				Scheduled service	Non-scheduled service	All services		Number	Percent of departures scheduled
1	2	3	4	5	6	7	8	9	
1	COMMUNITY TOTAL	DOMESTIC	(CONT.)						
2			BAC-111-200	763		763			
3			DC-9-30	28483	483	28966			
4			DC-8-50	36		36			
5			L-1011	2784		2784			
6			DC-9-50	218		218			
7			B-727-100C/QC	2941		2941			
8			A-300B	3		3			
9			CV-580	1049		1049			
10			B-737-100/200	2124		2124			
11			DC-9-15F	234		234			
12			FH-227	2124		2124			
13			DC-9-10	6654	30	6684			
14			B-747SP	1		1			
15			SWEAR-METRO	1186		1186			
16			ALL TYPES	107144	530	100674	102837	99871	97.11
17									
18	SPRINGFIELD (SPRINGFIELD MUNI)	OZ---DOMESTIC	FH-227	138		138			
19			DC-9-10	690		690			
20			DC-9-30	2838	10	2848			
21			ALL TYPES	3666	10	3676	4016	3642	90.68
22									
23		ZV---DOMESTIC	SWEAR-METRO	1017		1017			
24			ALL TYPES	1017		1017	997	976	97.89
25									
26	COMMUNITY TOTAL	DOMESTIC	FH-227	138		138			
27			DC-9-10	690		690			
28			DC-9-30	2838	10	2848			
29			SWEAR-METRO	1017		1017			
30			ALL TYPES	4683	10	4693	5013	4618	92.12
31									
32	MONTANA								
33									
34									
35									
36	BILLINGS (BULGARD FIELD)	FL---DOMESTIC	DHC-6	540		540			
37			B-737-100/200	2726		2726			
38			CV-580	1		1			
39			ALL TYPES	3267		3267	3348	3263	97.46
40									
41		GO---DOMESTIC	C-402/402A	1649		1649			
42			HANDLY PAGE	548		548			
43			SWEAR-METRO	414		414			
44			ALL TYPES	2611		2611	2604	2611	93.11
45									
46		NW---DOMESTIC	B-727-100	214		214			
47			B-727-200	3660	1	3661			
48			DC-10-40	449		449			
49			*B-747F	1		1			
50			ALL TYPES	4324	1	4325	4372	4308	98.53
51									
52		WA---DOMESTIC	B-737-100/200	533		533			
53			R-727-200	626		626			
54			ALL TYPES	1159		1159	1197	1155	90.49
55									
56	COMMUNITY TOTAL	DOMESTIC	DHC-6	540		540			
57			B-737-100/200	3259		3259			
58			CV-580	1		1			
59			C-402/402A	1649		1649			
60			HANDLY PAGE	548		548			
61			SWEAR-METRO	414		414			
62			B-727-100	214		214			
63			B-727-200	4286	1	4287			
64			DC-10-40	449		449			
65			*B-747F	1		1			
66			ALL TYPES	11361	1	11362	11721	11337	96.72
67									
68	ROZEMAN (GALLATI FIELD)	FL---DOMESTIC	B-737-100/200	1355		1355			
69			DHC-6	1		1			
70			ALL TYPES	1356		1356	1369	1335	97.51
71									
72		NW---DOMESTIC	B-727-100	146		146			
73			B-727-200	1474	1	1475			
74			DC-10-40	1		1			
75			ALL TYPES	1621	1	1622	1640	1611	98.23
76									
77	COMMUNITY TOTAL	DOMESTIC	B-737-100/200	1355		1355			
78			DHC-6	1		1			
79			B-727-100	146		146			
80			B-727-200	1474	1	1475			
81			DC-10-40	1		1			
82			ALL TYPES	2977	1	2978	3009	2946	97.90
83									
84	RUTTE (SILVER BOW COUNTY)	GO---DOMESTIC	C-402/402A	367		367			
85			HANDLY PAGE	3		3			
86			ALL TYPES	370		370	426	370	86.85
87									
88		NW---DOMESTIC	B-727-100	6		6			
89			B-727-200	593		593			
90			ALL TYPES	599		599	643	598	93.00
91									
92		WA---DOMESTIC	B-737-100/200	552		552			
93			ALL TYPES	552		552	640	552	86.25
94									
95	COMMUNITY TOTAL	DOMESTIC	C-402/402A	367		367			
96			HANDLY PAGE	3		3			
97			B-727-100	6		6			
98			B-727-200	593		593			
99			B-737-100/200	552		552	1709	1520	88.94
100			ALL TYPES	1521		1521			
101									
102	GLASGOW (GLASGOW INTL)	FL---DOMESTIC	DHC-6	478		478			
103			ALL TYPES	478		478	512	478	93.35
104									
105		GO---DOMESTIC	C-402/402A	309		309			
106			SWEAR-METRO	190		190			
107			HANDLY PAGE	128		128			
108			ALL TYPES	627		627	672	627	93.30
109									
110									
111									
112									

TABLE 7
 AIRCRAFT DEPARTURES SCHEDULED AND AIRCRAFT DEPARTURES PERFORMED,
 BY TYPE OF OPERATION, BY AIRCRAFT TYPE, BY COMMUNITY, AND BY CARRIER
 12 MONTHS ENDED DECEMBER 31, 1980

L i n e N o.	Area, state or country Community (Airport name)	Carrier and type of operation	Type of aircraft	Total departures performed			Departures scheduled	Scheduled departures completed	
				Scheduled service	Nonscheduled service	All services		Number	Percent of departures scheduled
	1	2	3	4	5	6	7	8	9
1	COMMUNITY TOTAL	DOMESTIC	(CONT.)						
2			HANDLY PAGE	3		3			
3			ALL TYPES	511		511	658	511	77.65
4									
5	MILFS CITY								
6	(MILFS CITY)	FL---DOMESTIC	DHC-6	297		297			
7			ALL TYPES	297		297	312	297	95.19
8									
9		GO---DOMESTIC	C-402/402A	266		266			
10			SWEAR-METRO	210		210			
11			HANDLY PAGE	105		105			
12			ALL TYPES	581		581	626	581	92.81
13	COMMUNITY TOTAL	DOMESTIC							
14			DHC-6	297		297			
15			C-402/402A	266		266			
16			SWEAR-METRO	210		210			
17			HANDLY PAGE	105		105			
18			ALL TYPES	878		878	938	878	93.60
19									
20	MISSOULA								
21	(JOHNSON - BFL FIELD)	FL---DOMESTIC	B-737-100/200	1553		1553			
22			ALL TYPES	1553		1553	1655	1553	93.83
23									
24		GO---DOMESTIC	C-402/402A	28		28			
25			HANDLY PAGE	258		258			
26			SWEAR-METRO	9		9			
27			ALL TYPES	295		295	364	295	81.04
28									
29		NW---DOMESTIC	B-727-100	129		129			
30			B-727-200	1369		1369			
31			ALL TYPES	1498		1498	1550	1477	95.29
32	COMMUNITY TOTAL	DOMESTIC							
33			B-737-100/200	1553		1553			
34			C-402/402A	28		28			
35			HANDLY PAGE	258		258			
36			SWEAR-METRO	9		9			
37			B-727-100	129		129			
38			B-727-200	1369		1369			
39			ALL TYPES	3346		3346	3569	3325	93.16
40									
41	SIDNEY								
42	(SIDNEY-RICHMOND MUNI)	FL---DOMESTIC	DHC-6	303		303			
43			ALL TYPES	303		303	312	302	96.79
44									
45		GO---DOMESTIC	C-402/402A	223		223			
46			SWEAR-METRO	377		377			
47			HANDLY PAGE	164		164			
48			ALL TYPES	764		764	798	764	95.73
49	COMMUNITY TOTAL	DOMESTIC							
50			DHC-6	303		303			
51			C-402/402A	223		223			
52			SWEAR-METRO	377		377			
53			HANDLY PAGE	164		164			
54			ALL TYPES	1067		1067	1110	1066	96.03
55									
56	WEST YELLOWSTONE								
57	(YELLOWSTONE)	FL---DOMESTIC	CV-580	247		247			
58			ALL TYPES	247		247	253	246	97.23
59									
60		WA---DOMESTIC	B-737-100/200	161		161			
61			ALL TYPES	161		161	165	161	97.57
62	COMMUNITY TOTAL	DOMESTIC							
63			CV-580	247		247			
64			B-737-100/200	161		161			
65			ALL TYPES	408		408	418	407	97.36
66									
67	WOLF POINT								
68	(WOLF POINT INTERNATIONAL)	FL---DOMESTIC	DHC-6	293		293			
69			ALL TYPES	293		293	306	293	95.75
70									
71		GO---DOMESTIC	C-402/402A	280		280			
72			SWEAR-METRO	186		186			
73			HANDLY PAGE	123		123			
74			ALL TYPES	589		589	619	589	95.15
75	COMMUNITY TOTAL	DOMESTIC							
76			DHC-6	293		293			
77			C-402/402A	280		280			
78			SWEAR-METRO	186		186			
79			HANDLY PAGE	123		123			
80			ALL TYPES	882		882	925	882	95.35
81									
82	NEBRASKA								
83									
84	ALLIANCE								
85	(ALLIANCE MUNI)	FL---DOMESTIC	CV-580	4		4			
86			DHC-6	1100		1100			
87			ALL TYPES	1104		1104	1306	1104	84.53
88									
89	CHAIRON								
90	(CHAIRON MUNI)	FL---DOMESTIC	CV-580	2		2			
91			DHC-6	587		587			
92			B-737-100/200	20		20			
93			ALL TYPES	609		609	653	609	93.26
94									
95	GRAND ISLAND								
96	(GRAND ISLAND AIR PARK)	FL---DOMESTIC	CV-580	693		693			
97			B-737-100/200	913		913			
98			ALL TYPES	1606		1606	1635	1602	97.98
99									
100		ZW---DOMESTIC	SWEAR-METRO	644		644			
101			ALL TYPES	644		644	738	644	87.26
102	COMMUNITY TOTAL	DOMESTIC							
103			CV-580	693		693			
104			B-737-100/200	913		913			
105			SWEAR-METRO	644		644			
106			ALL TYPES	2250		2250	2373	2246	94.64
107									
108	LINCOLN								
109	(LINCOLN MUNI)	FL---DOMESTIC	CV-580	1618		1618			
110			B-737-100/200	2018		2018			
111			ALL TYPES	3636		3636	3700	3626	98.00
112									

TABLE 7
AIRCRAFT DEPARTURES SCHEDULED AND AIRCRAFT DEPARTURES PERFORMED,
BY TYPE OF OPERATION, BY AIRCRAFT TYPE, BY COMMUNITY, AND BY CARRIER
12 MONTHS ENDED DECEMBER 31, 1980

Line No.	Area, state or country Community (Airport name)	Carrier and type of operation	Type of aircraft	Total departures performed			Departures scheduled	Scheduled departures completed						
				Scheduled service	Non-scheduled service	All services		Number	Percent of departures scheduled					
	1	2	3	4	5	6	7	8	9					
1	LINCOLN MUNI	(CCNT.) UA---DOMESTIC	B-737-100/200	906		906	1285	1280	99.61					
2			B-727-100	122		122								
3			B-727-200	301		301								
4			DC-8-62	2		2								
5			DC-8-61	2	2	4								
6		ALL TYPES	1333		1335									
7		ZV---DOMESTIC	SWEAR-METRO ALL TYPES		672		672	672	664	98.80				
8					672		672							
9		ZM---DOMESTIC	SWEAR-METRO ALL TYPES		1550		1550	1703	1550	91.01				
10					1550		1550							
11		COMMUNITY TOTAL	DOMESTIC	CV-580	1618		1618	7360	7120	96.73				
12				B-737-100/200	2924		2924							
13				B-727-100	122		122							
14				B-727-200	301		301							
15	DC-8-62			2		2								
16	DC-8-61			2	2	4								
17	SWEAR-METRO			2222		2222								
18	ALL TYPES			7191	2	7193								
19	NORFOLK (KARL STEFAN MEMORIAL)			RC---DOMESTIC	CV-580	1391					1391	1437	1375	95.68
20					ALL TYPES	1391					1391			
21	NORTH PLATTE (LEFF BIRD FIELD)	FL---DOMESTIC	CV-580	1539		1539	1685	1626	96.49					
22			B-737-100/200	88		88								
23			ALL TYPES	1627		1627								
24	OMAHA (PPLEY AIRFIELD)	AA---DOMESTIC	B-727-100	539		539	958	945	98.64					
25			B-727-200	404		404								
26			B-707-100B	2		2								
27			B-707-300C	2		2								
28			ALL TYPES	947		947								
29		BN---DOMESTIC	B-727-100 B-727-100C/QC B-727-200 B-747 ALL TYPES	B-727-100	75		75	2484	2475	99.63				
30				B-727-100C/QC	170		170							
31				B-727-200	2237	1	2238							
32				B-747	1		1							
33				ALL TYPES	2483	1	2484							
34	EA---DOMESTIC	DC-9-30 DC-9-50 B-727-100 B-727-100C/QC B-727-200 L-1011 ALL TYPES	DC-9-30	308		308	1344	1331	99.73					
35			DC-9-50	2		2								
36			B-727-100	366		366								
37			B-727-100C/QC	161		161								
38			B-727-200	511		511								
39	L-1011	1		1										
40	ALL TYPES	1349		1349										
41	FL---DOMESTIC	CV-580 B-737-100/200 ALL TYPES	CV-580	1414		1414	3565	3495	98.03					
42			B-737-100/200	2096		2096								
43	ALL TYPES	3510		3510										
44	CZ---DOMESTIC	FH-227 DC-9-30 ALL TYPES	FH-227	167		167	220	167	75.90					
45			DC-9-30	1	24	25								
46			ALL TYPES	168	24	192								
47	RC---DOMESTIC	CV-580 DC-9-30 DC-9-50 DC-9-10 B-727-200 ALL TYPES	CV-580	1739		1739	2624	2570	97.94					
48			DC-9-30	351	2	353								
49			DC-9-50	512		512								
50			DC-9-10	2		2								
51			B-727-200	1		1								
52	ALL TYPES	2605	2	2607										
53	TI---DOMESTIC	DC-9-10 DC-9-30 ALL TYPES	DC-9-10	256	2	258	366	362	98.90					
54			DC-9-30	106	34	140								
55			ALL TYPES	362	36	398								
56	TN---DOMESTIC	DC-9-10 B-727-100 B-727-100C/QC B-727-200 B-707-300B ALL TYPES	DC-9-10	102		102	623	620	99.51					
57			B-727-100	226		226								
58			B-727-100C/QC	53		53								
59			B-727-200	251		251								
60			B-707-300B	2		2								
61	ALL TYPES	634		634										
62	UA---DOMESTIC	B-737-100/200 B-727-100 B-727-200 DC-10-10 DC-8-50 DC-8-61 DC-8-62 B-747 *DC-8-50F ALL TYPES	B-737-100/200	772		772	5322	5261	98.85					
63			B-727-100	1660	2	1662								
64			B-727-200	2766	1	2767								
65			DC-10-10	14		14								
66			DC-8-50	1		1								
67			DC-8-61	160	7	167								
68			DC-8-62	4		4								
69			B-747	2		2								
70			*DC-8-50F	1		1								
71			ALL TYPES	5380	10	5390								
72	XV---DOMESTIC	BH-99 SD3-30 ALL TYPES	BH-99	455		455	459	459	100.00					
73			SD3-30	4		4								
74			ALL TYPES	459		459								
75	ZV---DOMESTIC	SWEAR-METRO ALL TYPES	SWEAR-METRO	181		181	198	181	91.41					
76			ALL TYPES	181		181								
77	COMMUNITY TOTAL	DOMESTIC	B-727-100	2866	2	2868	7360	7120	96.73					
78			B-727-200	6170	2	6172								
79			B-777-100B	2		2								
80			B-707-300C	2		2								
81			B-727-100C/QC	384		384								
82			B-747	3		3								
83			DC-9-30	766	60	826								
84			DC-9-50	514		514								
85			L-1011	1		1								
86			CV-580	3153		3153								
87			B-737-100/200	2868		2868								
88			FH-227	167		167								
89			DC-9-10	360	2	362								
90			B-707-300B	2		2								
91	DC-10-10	14		14										

TABLE 7
AIRCRAFT DEPARTURES SCHEDULED AND AIRCRAFT DEPARTURES PERFORMED,
BY TYPE OF OPERATION, BY AIRCRAFT TYPE, BY COMMUNITY, AND BY CARRIER
12 MONTHS ENDED DECEMBER 31, 1980

Line No.	Area, state or country Community (Airport name)	Carrier and type of operation	Type of aircraft	Total departures performed			Departures scheduled	Scheduled departures completed	
				Scheduled service	Nonscheduled service	All services		Number	Percent of departures scheduled
	1	2	3	4	5	6	7	8	9
1	COMMUNITY TOTAL	DOMESTIC	(CONT.)						
2			DC-8-50	1		1			
3			DC-8-61	160	7	167			
4			DC-8-62	4		4			
5			*DC-8-50F			1			
6			BH-99	455		455			
7			S03-30	4		4			
8			SWEAR-METRO	181		181			
9			ALL TYPES	18078	73	18151	18163	17866	98.36
10									
11	SCOTTSDUFF (SCOTTSDUFF COUNTY)	FL---DOMESTIC	CV-580	1541		1541			
12			B-737-100/200	279		279			
13			ALL TYPES	1820		1820	1856	1804	97.19
14									
15									
16	SIDNEY (SIDNEY MUNI)	FL---DOMESTIC	CV-580	3		3			
17			DHC-6	1054		1054			
18			ALL TYPES	1057		1057	1306	1057	80.93
19									
20									
21	NEVADA								
22									
23									
24	FIKO (FIKO MUNI)	UA---DOMESTIC	B-737-100/200	707		707			
25			ALL TYPES	707		707	732	703	96.03
26									
27									
28	FLY (FLY ARPT /YELLAND FLD/)	UA---DOMESTIC	B-737-100/200	619		619			
29			ALL TYPES	619		619	660	617	93.48
30									
31									
32	LAS VEGAS (MC CARRAN INTL)	AA---DOMESTIC	B-727-100	680		680			
33			B-727-200	1023		1023			
34			DC-10-10	247	17	264			
35			B-707-100B	1105		1105			
36			B-707-300B	59	50	109			
37			B-707-300C	120	158	278			
38			B-747	11	1	12			
39			*B-747	1	1	2			
40			ALL TYPES	3246	227	3473	3260	3240	99.38
41									
42		BN---DOMESTIC	B-727-100C/QC	11		11			
43			B-727-200	3245	38	3283			
44			DC-8-50	101		101			
45			DC-8-62	7	1	8			
46			B-727-100	3	1	4			
47			ALL TYPES	3367	40	3407	3375	3352	99.31
48									
49		CC---DOMESTIC	B-727-100	316		316			
50			B-727-200	1760	4	1764			
51			DC-10-10	4		4			
52			ALL TYPES	2080	4	2084	2091	2073	99.13
53									
54		DL---DOMESTIC	B-727-200	1988	1	1989			
55			L-1011	335		335			
56			DC-8-50	14	12	26			
57			DC-8-61	931		931			
58			ALL TYPES	3268	13	3281	3274	3250	99.26
59									
60		EA---DOMESTIC	A-300B	4		4			
61			B-727-200	480		480			
62			B-727-100	52		52			
63			B-727-100C/QC	33		33			
64			L-1011	12		12			
65			ALL TYPES	581		581	569	563	98.94
66									
67		FL---DOMESTIC	B-737-100/200	1853		1853			
68			ALL TYPES	1853		1853	1869	1849	98.92
69									
70		GG---DOMESTIC	CV-580	47		47			
71			SWEAR-METRO	138		138			
72			ALL TYPES	185		185	231	185	80.08
73									
74		IU---DOMESTIC	PA-31/34/39	37		37			
75			HANDLY PAGE	407		407			
76			PISTON 2-ENG	355		355			
77			ALL TYPES	799		799	813	789	97.04
78									
79		NW---DOMESTIC	B-727-200	300	1	301			
80			B-727-100	65	2	67			
81			DC-10-40	3		3			
82			B-747	1		1			
83			ALL TYPES	369	3	372	366	364	99.45
84									
85		OC---DOMESTIC	B-737-100/200	2145	119	2264			
86			ALL TYPES	2145	119	2264	2227	2117	95.06
87									
88		PA---DOMESTIC	B-727-100	374		374			
89			B-727-200	802		802			
90			DC-10-10	288	36	324			
91			DC-10-30	6		6			
92			B-707-300B		20	20			
93			B-747	6	6	12			
94			ALL TYPES	1470	62	1532	1355	1327	97.93
95									
96		PS---DOMESTIC	B-727-100	22		22			
97			B-727-200	3694	96	3790			
98			DC-9-80	8		8			
99			ALL TYPES	3724	96	3820	3868	3715	96.04
100									
101		QG---DOMESTIC	PA-31/34/39	1522		1522			
102			SWEAR-METRO	158		158			
103			ALL TYPES	1680		1680	1582	1554	98.23
104									
105		RC---DOMESTIC	DC-9-30	491		491			
106			DC-9-50	226	14	240			
107			B-727-200	330		330			
108			ALL TYPES	1047	14	1061	1046	1036	99.04
109									
110		RH---DOMESTIC	DC-9-10	2446		2446			
111			DC-9-30	9078	4	9082			
112									

TABLE 7
AIRCRAFT DEPARTURES SCHEDULED AND AIRCRAFT DEPARTURES PERFORMED,
BY TYPE OF OPERATION, BY AIRCRAFT TYPE, BY COMMUNITY, AND BY CARRIER

12 MONTHS ENDED DECEMBER 31, 1980

Line No.	Area, state or country Community (Airport name)	Carrier and type of operation	Type of aircraft	Total departures performed			Departures scheduled	Scheduled departures completed			
				Scheduled service	Non-scheduled service	All services		Number	Percent of departures scheduled		
	1	2	3	4	5	6	7	8	9		
1	MC CARRAN INTL	RW---DOMESTIC	{CONT.}								
2			B-727-200	676		676					
3			B-727-100	761		761					
4		ALL TYPES	12961	4	12965	13006	12046	92.61			
5		FI---DOMESTIC	DC-9-10	80		83					
6			DC-9-30	1178	159	1337					
7			ALL TYPES	1258	162	1420	1264	1255	99.28		
8		TN---DOMESTIC	B-727-100	362		362					
9			B-727-100C/QC	122		122					
10			B-727-200	1487		1487					
11			L-1011	976		976					
12			B-707-100B	1083	2	1085					
13			B-707-300B	1361	2	1363					
14			B-707-300C	79		79					
15			B-747SP	4		4					
16			B-747	3		3					
17			ALL TYPES	5477	4	5481	5441	5412	99.46		
18		UA---DOMESTIC	B-737-100/200	17	1	18					
19			B-727-100	1326	12	1338					
20			B-727-200	2981	81	3062					
21			DC-10-10	504	39	543					
22			B-747	30	19	49					
23			*DC-8-50F	14		14					
24			DC-8-61	825	1098	1923					
25			DC-8-62	11	3	14					
26			ALL TYPES	5708	1293	6961	5580	5532	99.13		
27			WA---DOMESTIC	B-737-100/200	9829		9829				
28		B-727-200		2793	1	2794					
29		DC-10-10		15		15					
30		ALL TYPES	12637	1	12638	12799	12505	97.70			
31		COMMUNITY TOTAL	DOMESTIC	B-727-100	3961	15	3976				
32				B-727-200	21559	222	21781				
33				DC-10-10	10598	92	1150				
34				B-707-100B	2188	2	2190				
35	B-707-300B			1420	72	1492					
36	B-707-300C			199	158	357					
37	B-747			45	26	71					
38	*B-747			1	1	2					
39	B-727-100C/QC			168		168					
40	DC-8-50			115	12	127					
41	DC-8-62			18	4	22					
42	L-1011			1323		1323					
43	DC-8-61			1756	1098	2854					
44	A-300B			4		4					
45	B-737-100/200			13844	120	13964					
46	CV-580			47		47					
47	SWEAR-METRO			2956		2956					
48	PA-31/34/39			1559		1559					
49	HANDLY PAGE			407		407					
50	PISTON 2-ENG			355		355					
51	DC-10-40			3		3					
52	DC-10-30			6		6					
53	DC-9-80			8		8					
54	DC-9-30			10747	163	10910					
55	DC-9-50			228	14	242					
56	DC-9-10			2526	3	2529					
57	B-747SP			4		4					
58	*DC-8-50F			14		14					
59	ALL TYPES			63855	2002	65857	64016	62164	97.10		
60	RENO TRFND INTL			AA---DOMESTIC	B-727-100	121		121			
61					B-727-200	48		48			
62					B-707-100B	490		490			
63					B-707-300B	49		49			
64					B-707-300C	77	3	80			
65		ALL TYPES	785	3	788	802	783	97.63			
66		BN---DOMESTIC	B-727-100	14		14					
67			B-727-100C/QC	18		18					
68			B-727-200	1774	19	1793					
69			DC-8-50	47		47					
70	DC-8-62		2		2						
71	ALL TYPES	1855	19	1874	1871	1853	99.03				
72	DL---DOMESTIC	B-727-200	808	3	811						
73		DC-8-50	3		3						
74		DC-8-61	227	1	228						
75	ALL TYPES	1038	4	1042	1046	1035	98.94				
76	EA---DOMESTIC	B-727-100	148		148						
77		B-727-100C/QC	45		45						
78		B-727-200	188		188						
79		ALL TYPES	381		381	388	379	97.68			
80	GG---DOMESTIC	SWEAR-METRO	588		588						
81		DASH-7	142		142						
82		ALL TYPES	730		730	812	730	89.90			
83	OC---DOMESTIC	B-737-100/200	2680	2	2682						
84		ALL TYPES	2680	2	2682	2724	2649	97.24			
85	PS---DOMESTIC	B-727-100	493		493						
86		B-727-200	672		672						
87		ALL TYPES	1165		1165	1194	1162	97.31			
88	RW---DOMESTIC	DC-9-10	989		989						
89		DC-9-30	462	17	479						
90		B-727-200	340		340						
91		B-727-100	348		348						
92		ALL TYPES	2139	17	2156	2022	1934	95.64			
93	TN---DOMESTIC	B-727-100	318		318						
94		B-727-200	13		13						
95		B-707-100B	15		15						
96		B-727-100C/QC	42		42						
97		B-707-300B		1	1						

TABLE 7
AIRCRAFT DEPARTURES SCHEDULED AND AIRCRAFT DEPARTURES PERFORMED,
BY TYPE OF OPERATION, BY AIRCRAFT TYPE, BY COMMUNITY, AND BY CARRIER
12 MONTHS ENDED DECEMBER 31, 1980

Line No.	Area, state or country Community (Airport name)	Carrier and type of operation	Type of aircraft	Total departures performed			Departures scheduled	Scheduled departures completed			
				Scheduled service	Non-scheduled service	All services		Number	Percent of departures scheduled		
	1	2	3	4	5	6	7	8	9		
1	RENO INTL	TW---DOMESTIC	(CONT.)								
2			ALL TYPES	388	1	389	391	387	98.97		
3		UA---DOMESTIC	B-737-100/200	728		728					
4			B-727-100	5171	4	5175					
5			B-727-200	1155		1155					
6			DC-10-10	6		6					
7			DC-8-50	2		2					
8			DC-8-61	806	36	842					
9			DC-8-92	5		5					
10			ALL TYPES	7873	40	7913	8029	7857	97.85		
11		WA---DOMESTIC	B-737-100/200	294		294					
12			B-727-200	742		742					
13			DC-10-10	1		1					
14			ALL TYPES	1037		1037	1073	1028	95.80		
15		COMMUNITY TOTAL	DOMESTIC	B-727-100	6613	4	6617				
16				B-727-200	5740	22	5762				
17				B-707-100B	505		505				
18	B-707-300B			49	1	50					
19	B-707-300C			77	3	80					
20	B-727-100C/QC			105		105					
21	DC-8-50			52		52					
22	DC-8-92			7		7					
23	DC-8-61			1033	37	1070					
24	SWEAR-METRO			588		588					
25	DASH-7			142		142					
26	B-737-100/200			3702	2	3704					
27	DC-9-10			989		989					
28	DC-9-30			462	17	479					
29	DC-10-10			7		7					
30	ALL TYPES			20071	86	20157	20352	19797	97.27		
31	NEW HAMPSHIRE			NE---DOMESTIC	FH-227	1645		1645			
32		DHC-6	2		2	4					
33		ALL TYPES	1647		2	1649	1751	1639	93.60		
34		FRANCON/WHITE RIVER JUNCTION (FRANCON REGIONAL)	NE---DOMESTIC		FH-227	3154		3154			
35					DHC-6	595	1	596			
36	ALL TYPES			3749	1	3750	3917	3724	95.07		
37	MANCHESTER/CONCORD (MUNICIPAL)	DL---DOMESTIC	B-727-200	467		467					
38			ALL TYPES	467		467	468	467	99.78		
39	NEW JERSEY	AL---DOMESTIC	BAC-111-200	51		51					
40			DC-9-30	1		1					
41			ALL TYPES	52		52	52	51	98.07		
42	NEWARK (NEWARK)	AA---DOMESTIC	B-727-100	280		280					
43			B-727-200	750		750					
44			DC-10-10	70		70					
45			B-707-100B	366		366					
46			B-707-300B	285	14	299					
47			B-707-300C	482	44	526					
48			B-747	2		2					
49			B-747	1		1					
50			ALL TYPES	2236	58	2294	2251	2233	99.20		
51			AA---INTERNATIONAL	AA---INTERNATIONAL	B-727-100	9		9			
52					DC-10-10	18		18			
53					B-707-300B	361		361			
54					B-707-300C	664		664			
55				ALL TYPES	1052		1052	1028	1024	99.61	
56			AA---TOTAL	AA---TOTAL	B-727-100	289		289			
57					B-727-200	750		750			
58					DC-10-10	88		88			
59	B-707-100B	366				366					
60	B-707-300B	646			14	660					
61	B-707-300C	1146			44	1190					
62	B-747	2				2					
63	B-747	1		1							
64		ALL TYPES	3288	58	3346	3279	3257	99.32			
65	AK---DOMESTIC	AK---DOMESTIC	N-262	1000		1000					
66			F-28-4000/600	77		77					
67			BH-99	150		150					
68		ALL TYPES	1227		1227	1864	1227	65.82			
69	AL---DOMESTIC	AL---DOMESTIC	BAC-111-200	1691	1	1692					
70			DC-9-30	2903	2	2905					
71			B-727-100	883		883					
72			B-727-200	1051		1051					
73		ALL TYPES	6528	3	6531	6583	6499	98.72			
74	BA---DOMESTIC	BA---DOMESTIC	B-727-100	202		202					
75			B-727-100C/QC	526		526					
76			B-727-100C/QC	247		247					
77			B-727-200	2537	5	2542					
78			ALL TYPES	3512	5	3517	3536	3508	99.20		
79	BN---INTERNATIONAL	BN---INTERNATIONAL	DC-8-62	3		3					
80			B-727-200	1	1						
81			ALL TYPES	3	1	4					
82	BN---TOTAL	BN---TOTAL	B-727-100	202		202					
83			B-727-100C/QC	526		526					
84			B-727-100C/QC	247		247					
85			B-727-200	2537	6	2543					
86		ALL TYPES	3		3						
87			296								

TABLE 7
AIRCRAFT DEPARTURES SCHEDULED AND AIRCRAFT DEPARTURES PERFORMED,
BY TYPE OF OPERATION, BY AIRCRAFT TYPE, BY COMMUNITY, AND BY CARRIER
12 MONTHS ENDED DECEMBER 31, 1960

Line No.	Area, state or country Community (Airport name)	Carrier and type of operation	Type of aircraft	Total departures performed			Departures scheduled	Scheduled departures completed	
				Scheduled service	Nonscheduled service	All services		Number	Percent of departures scheduled
1	2	3	4	5	6	7	8	9	
1	NEWARK	BN--TOTAL	(CONT.) ALL TYPES	3515	6	3521	3536	3508	99.20
2		CO--DOMESTIC	B-727-100	852		852			
3			B-727-200	1066		1066			
4			ALL TYPES	1918		1918	1939	1917	98.86
5		DL--DOMESTIC	B-727-200	2408		2408			
6			L-1011	177		177			
7			DC-8-50	48		48			
8			DC-8-61	1385		1385			
9			ALL TYPES	4016		4016	4024	4008	99.60
10		DL--INTERNATIONAL	DC-8-61	1		1			
11			ALL TYPES	1		1		1	
12		DL--TOTAL	B-727-200	2408		2408			
13			L-1011	177		177			
14			DC-8-50	48		48			
15			DC-8-61	1384		1384			
16			ALL TYPES	4017		4017	4024	4009	99.62
17		EA--DOMESTIC	DC-9-30	2495		2495			
18			DC-9-50	1358		1358			
19			A-300B	971		971			
20			EURO AIRBUS 3	59		59			
21			B-727-100	2930		2930			
22			B-727-100C/QC	1468		1468			
23			B-727-200	4680		4680			
24			L-1011	1365		1365			
25			ALL TYPES	15326		15326	15431	15268	98.94
26		EA--INTERNATIONAL	B-727-100	15		15			
27			B-727-200	857		857			
28			L-1011	224		224			
29			ALL TYPES	1096		1096	1099	1096	99.72
30		EA--TOTAL	DC-9-30	2495		2495			
31			DC-9-50	1358		1358			
32			A-300B	971		971			
33			EURO AIRBUS 3	59		59			
34			B-727-100	2945		2945			
35			B-727-100C/QC	1468		1468			
36			B-727-200	5537		5537			
37			L-1011	1589		1589			
38			ALL TYPES	16422		16422	16530	16364	98.99
39		AC--DOMESTIC	PA-31/34/39	98	56	154			
40			EMBRAER	843	394	1237			
41			PA-23-250	2	2	4			
42			ALL TYPES	943	452	1395	993	943	94.96
43		ND--DOMESTIC	SD3-30	152		152			
44			SC-7	56		56			
45			ALL TYPES	208		208	219	208	94.97
46		NW--DOMESTIC	B-727-100	377		377			
47			B-727-200	1891	1	1892			
48			DC-10-40	209		209			
49			B-747	1		1			
50			ALL TYPES	2478	1	2479	2495	2475	99.19
51		PA--DOMESTIC	B-727-100	632	1	633			
52			B-727-200	1125		1125			
53			DC-10-10	56	12	68			
54			DC-10-30	85		85			
55			B-707-300B	5		5			
56			B-747	5		5			
57			ALL TYPES	1898	23	1921	1936	1879	97.05
58		PI--DOMESTIC	B-737-100/200	2829	9	2838			
59			B-727-100	1	2	3			
60			YS-11	2	2	4			
61			ALL TYPES	2830	13	2843	2858	2819	98.63
62		RC--DOMESTIC	DC-9-30	1		1			
63			ALL TYPES	1		1			
64		TW--DOMESTIC	B-727-100	564		564			
65			B-727-100C/QC	167		167			
66			B-727-200	967		967			
67			L-1011	617		617			
68			B-707-100B	1565	1	1566			
69			B-707-300B	649		649			
70			B-707-300C	92		92			
71			B-747SP	2		2			
72			ALL TYPES	4623	1	4624	4615	4583	99.30
73		TW--INTERNATIONAL	B-747	3		3			
74			ALL TYPES	3		3			
75		TW--TOTAL	B-727-100	564		564			
76			B-727-100C/QC	167		167			
77			B-727-200	967		967			
78			L-1011	617		617			
79			B-707-100B	1565	1	1566			
80			B-707-300B	649		649			
81			B-707-300C	92		92			
82			B-747SP	2		2			
83			B-747	3		3			
84			ALL TYPES	4626	1	4627	4615	4583	99.30
85		UA--DOMESTIC	B-737-100/200	1094	1	1095			
86			B-727-100	674	37	711			
87			B-727-200	434	12	446			
88			DC-10-10	2219	1	2220			
89			B-747	500		500			
90			DC-8-50	11		11			
91			*DC-8-50F	253		253			
92			DC-8-61	494	103	597			
93			DC-8-62	23		23			
94			ALL TYPES	5702	154	5856	5708	5673	99.38
95				257					

TABLE 7
 AIRCRAFT DEPARTURES SCHEDULED AND AIRCRAFT DEPARTURES PERFORMED,
 BY TYPE OF OPERATION, BY AIRCRAFT TYPE, BY COMMUNITY, AND BY CARRIER

12 MONTHS ENDED DECEMBER 31, 1980

Line No.	Area, state or country Community (Airport name)	Carrier and type of operation	Type of aircraft	Total departures performed			Departures scheduled	Scheduled departures completed						
				Scheduled service	Non-scheduled service	All services		Number	Percent of departures scheduled					
	1	2	3	4	5	6	7	8	9					
1	NEWARK	ICENT.) UR---DOMESTIC	PA-31/34/39	49		49	531	512	96.42					
2			SWEAR-METRO	466		466								
3			ALL TYPES	515		515								
4		COMMUNITY TOTAL	DOMESTIC	B-727-100	7399	40	7439	54983	53752	97.76				
5				B-727-200	16909	18	16927							
6				DC-10-10	2345	13	2358							
7				B-707-100B	1931	1	1932							
8				B-707-300B	934	19	953							
9				B-707-300C	574	44	618							
10				B-747	503	5	508							
11				B-747	1		1							
12				N-262	1000		1000							
13	F-28-4000/600			77		77								
14	BH-99	150		150										
15	BAC-111-200	1691	1	1692										
16	DC-9-30	5399	2	5401										
17	B-727-100C/QC	2161		2161										
18	B-727-100C/QC	247		247										
19	L-1011	2159		2159										
20	DC-8-50	59		59										
21	DC-8-61	1877	103	1980										
22	DC-9-50	1358		1358										
23	A-300B	971		971										
24	EURO AIRBUS 3	59		59										
25	PA-31/34/39	147	56	203										
26	EMBRAER	843	394	1237										
27	PA-23-250	2	2	4										
28	SD3-30	152		152										
29	SC-7	56		56										
30	DC-10-40	209		209										
31	DC-10-30	85		85										
32	B-737-100/200	3923	10	3933										
33	YS-11	2	2	4										
34	B-747SP	2		2										
35	DC-8-50F	253		253										
36	DC-8-62	23		23										
37	SWEAR-METRO	466		466										
38	ALL TYPES	53961	710	54671										
39	INTERNATIONAL		B-727-100	24		24	2127	2121	99.71					
40			DC-10-10	18		18								
41			B-707-300B	361		361								
42			B-707-300C	664		664								
43			DC-8-62	3		3								
44			B-727-200	857	1	858								
45			DC-8-61	1		1								
46			L-1011	224		224								
47			B-747	3		3								
48			ALL TYPES	2155	1	2156								
49	TOTAL		B-727-100	7419	40	7459	57110	55873	97.83					
50			B-727-200	17766	19	17785								
51			DC-10-10	2363	13	2376								
52			B-707-100B	1931	1	1932								
53			B-707-300B	1295	19	1314								
54			B-707-300C	1238	44	1282								
55			B-747	506	5	511								
56			B-747	1		1								
57			N-262	1000		1000								
58			F-28-4000/600	77		77								
59	BH-99	150		150										
60	BAC-111-200	1691	1	1692										
61	DC-9-30	5399	2	5401										
62	B-727-100C/QC	2161	2	2163										
63	B-727-100C/QC	247		247										
64	DC-8-62	26		26										
65	L-1011	2383		2383										
66	DC-8-50	59		59										
67	DC-8-61	1878	103	1981										
68	DC-9-50	1358		1358										
69	A-300B	971		971										
70	EURO AIRBUS 3	59		59										
71	PA-31/34/39	147	56	203										
72	EMBRAER	843	394	1237										
73	PA-23-250	2	2	4										
74	SD3-30	152		152										
75	SC-7	56		56										
76	DC-10-40	209		209										
77	DC-10-30	85		85										
78	B-737-100/200	3923	10	3933										
79	YS-11	2	2	4										
80	B-747SP	2		2										
81	DC-8-50F	253		253										
82	SWEAR-METRO	466		466										
83	ALL TYPES	56116	711	56827										
84	NEW MEXICO	-----					400	367	91.75					
85										ALAMO GORDO/HOLLOMAN AFB	ZV---DOMESTIC	SWEAR-METRO	371	371
86										(ALAMO GORDO MUNI)		ALL TYPES	371	371
87	ALBUQUERQUE	(ALBUQUERQUE SUNPRT/KIRTLND AFB)		B-727-100	764		764	1626	1620	99.63				
88				B-727-200	858		858							
89				B-707-100B	2		2							
90				B-707-300C	3		3							
91				DC-10-10	1		1							
92	ALL TYPES	1628		1628										
93	CC---DOMESTIC			B-727-100	1186		1186	4436	4394	99.05				
94				B-727-200	3226		3226							
95				DC-10-10	1		1							
96	ALL TYPES	4413		4413										
97	EA---DOMESTIC			B-727-100	414		414							
98				B-727-100C/QC	211		211							
99				B-727-200	473		473							
100				L-1011	3		3							

TABLE 7
AIRCRAFT DEPARTURES SCHEDULED AND AIRCRAFT DEPARTURES PERFORMED,
BY TYPE OF OPERATION, BY AIRCRAFT TYPE, BY COMMUNITY, AND BY CARRIER

12 MONTHS ENDED DECEMBER 31, 1980

L i n e No.	Area, state or country Community (Airport name)	Carrier and type of operation	Type of aircraft	Total departures performed			Departures scheduled	Scheduled departures completed	
				Scheduled service	Nonscheduled service	All services		Number	Percent of departures scheduled
				4	5	6			
1	ALBUQUERQUE SUNPRT/KIRTLND AFB	EA---DOMESTIC	(CONT.) ALL TYPES	1101		1101	1097	1095	99.81
2									
3									
4		FL---DOMESTIC	CV-580	1043		1043			
5			B-737-100/200	3116		3116			
6			ALL TYPES	4159		4159	4207	4153	98.71
7									
8		RC---DOMESTIC	DC-9-50	1		1			
9			ALL TYPES	1		1			
10									
11		RN---DOMESTIC	DC-9-30	2		2			
12			ALL TYPES	2		2			
13									
14		TI---DOMESTIC	DC-9-10	2318	1	2319			
15			DC-9-30	1342	6	1348			
16			ALL TYPES	3660	7	3667	3724	3651	98.03
17									
18		TW---DOMESTIC	B-727-100	722		722			
19			B-727-100C/QC	197		197			
20			B-727-200	3197		3197			
21			L-1011	3		3			
22			B-707-100B	1308		1308			
23			B-707-300B	120		120			
24			B-707-300C	22		22			
25			ALL TYPES	5569		5569	5585	5544	99.26
26									
27		WN---DOMESTIC	B-737-100/200	1459		1459			
28			ALL TYPES	1459		1459	1468	1459	99.38
29									
30		ZV---DOMESTIC	SWEAR-METRO	3487		3487			
31			ALL TYPES	3487		3487	3843	3476	90.45
32									
33	COMMUNITY TOTAL	DOMESTIC	B-727-100	3086		3086			
34			B-727-200	7754		7754			
35			B-707-100B	1310		1310			
36			B-707-300C	25		25			
37			DC-10-10	2		2			
38			B-727-100C/QC	408		408			
39			L-1011	6		6			
40			CV-580	1043		1043			
41			B-737-100/200	4575		4575			
42			DC-9-50	1		1			
43			DC-9-30	1344	6	1350			
44			DC-9-10	2318	1	2319			
45			B-707-300B	120		120			
46			SWEAR-METRO	3487		3487	25986	25392	97.71
47			ALL TYPES	25479	7	25486			
48									
49	CARI SRAD								
50	(CAVERN CITY AIR TERM.)	ZV---DOMESTIC	SWEAR-METRO	1111		1111			
51			ALL TYPES	1111		1111	1252	1106	88.33
52									
53	CLOVIS								
54	(CLOVIS MUNI)	ZV---DOMESTIC	SWEAR-METRO	1560		1560	1738	1558	89.64
55			ALL TYPES	1560		1560			
56									
57	FARMINGTON								
58	(FARMINGTON MUNI)	FL---DOMESTIC	CV-580	2705		2705	2776	2704	97.40
59			ALL TYPES	2705		2705			
60									
61	GALLUP								
62	(SENATOR CLARKE FIELD)	DP---DOMESTIC	C-402/402A	5		5			
63			DHC-6	36		36	78	29	37.17
64			ALL TYPES	41		41			
65		FL---DOMESTIC	CV-580	1184		1184	1260	1182	93.80
66			ALL TYPES	1184		1184			
67									
68	COMMUNITY TOTAL	DOMESTIC	C-402/402A	5		5			
69			DHC-6	36		36			
70			CV-580	1184		1184	1338	1211	90.50
71			ALL TYPES	1225		1225			
72									
73	HOBBS								
74	(LEA COUNTY/HOBBS)	ZV---DOMESTIC	SWEAR-METRO	1530		1530	1745	1530	87.67
75			ALL TYPES	1530		1530			
76									
77	ROSWELL								
78	(INDUSTRIAL AIR CENTER)	ZV---DOMESTIC	SWEAR-METRO	3537		3537	4007	3522	87.89
79			ALL TYPES	3537		3537			
80									
81	SILVER CITY/HURLEY/DENING								
82	(SILVER CITY & GRANT CO)	ZV---DOMESTIC	SWEAR-METRO	264		264	279	263	94.26
83			ALL TYPES	264		264			
84									
85	NEW YORK								
86									
87									
88	ALBANY								
89	(ALBANY COUNTY)	AA---DOMESTIC	B-727-200	735		735			
90			B-727-100	697		697			
91			ALL TYPES	1432		1432	1421	1420	99.92
92									
93		AL---DOMESTIC	BAC-111-200	2488		2488			
94			DC-9-30	5991	4	5995			
95			B-727-100	147		147			
96			ALL TYPES	8626	4	8630	8771	8605	98.10
97									
98		BN---DOMESTIC	B-727-100C/QC	6		6			
99			B-727-200	356	4	360			
100			B-727-100	2		2			
101			ALL TYPES	364	4	368	364	364	100.00
102									
103		EA---DOMESTIC	DC-9-30	31		31			
104			DC-9-50	1		1			
105			B-727-100	269		269			
106			B-727-100C/QC	64		64			
107			B-727-200	1084		1084			
108			ALL TYPES	1449		1449	1463	1447	98.90
109									
110		NO---DOMESTIC	DHC-6	765		765			
111			SD3-30	1232		1232			
112									

TABLE 7
AIRCRAFT DEPARTURES SCHEDULED AND AIRCRAFT DEPARTURES PERFORMED,
BY TYPE OF OPERATION, BY AIRCRAFT TYPE, BY COMMUNITY, AND BY CARRIER
12 MONTHS ENDED DECEMBER 31, 1980

Line No.	Area, state or country Community (Airport name)	Carrier and type of operation	Type of aircraft	Total departures performed			Departures scheduled	Scheduled departures completed		
				Scheduled service	Non-scheduled service	All services		Number	Percent of departures scheduled	
	1	2	3	4	5	6	7	8	9	
1	ALBANY COUNTY	NO---DOMESTIC	(CONT.)							
2			SC-7	448		448				
3			F-27 SERIES	44		44				
4			ALL TYPES	2489		2489	2580	2489	96.47	
5			TW---DOMESTIC							
6			B-727-100	51		51				
7			B-727-100C/QC	18		18				
8			B-727-200	18		18				
9			ALL TYPES	87		87	89	87	97.75	
10		COMMUNITY TOTAL	DOMESTIC							
11		B-727-200	2193	4	2197					
12		B-727-100	1166		1166					
13		BAC-111-200	2488		2488					
14		DC-9-30	6022	4	6026					
15		B-727-100C/QC	88		88					
16		DC-9-50	1		1					
17		DHC-6	765		765					
18		S03-30	1232		1232					
19		SC-7	448		448					
20		F-27 SERIES	44		44	14688	14412	98.12		
21		ALL TYPES	14447	8	14455					
22	RINGHAMTON/ENDICOTT/JHNSN CTY (ARNDT COUNTY)	AK---DOMESTIC	BH-99	932		932				
23			ALL TYPES	932		932	1251	932	74.50	
24			AL---DOMESTIC							
25			BAC-111-200	175	1	176				
26			DC-9-30	965		965				
27			ALL TYPES	1140	1	1141	1180	1136	96.27	
28			NO---DOMESTIC							
29			S03-30	869		869				
30			DHC-6	144		144				
31			SC-7	439		439				
32		F-27 SERIES	83		83	1643	1535	93.42		
33		ALL TYPES	1535		1535					
34	COMMUNITY TOTAL	DOMESTIC								
35		BH-99	932		932					
36		BAC-111-200	175	1	176					
37		DC-9-30	965		965					
38		S03-30	869		869					
39		DHC-6	144		144					
40		SC-7	439		439					
41		F-27 SERIES	83		83	4074	3603	88.43		
42		ALL TYPES	3607	1	3608					
43	BUFFALO/NIAGARA FALLS (GRANDTFR BUFFALO INTERNATIONAL)	AA---DOMESTIC	B-727-100	843		843				
44			B-727-200	2715		2715				
45			DC-10-10	437		437				
46			B-707-100B	373		373				
47			B-707-300B	15	1	16				
48			B-707-300C	43	1	44				
49			B-707-300C	1		1				
50			ALL TYPES	4427	2	4429	4431	4407	99.45	
51				AL---DOMESTIC						
52				BAC-111-200	8015		8015			
53		DC-9-30	9458	25	9483					
54		B-727-100	2132	2	2134					
55		B-727-200	246		246					
56		ALL TYPES	19851	27	19878	20074	19786	98.56		
57		EA---DOMESTIC								
58		DC-9-30	323		323					
59		B-727-100	131	2	133					
60		B-727-100C/QC	71		71					
61		B-727-200	600		600					
62		L-1011	1440		1440					
63		DC-9-50	1		1					
64		ALL TYPES	2566	2	2568	2602	2548	97.92		
65		RC---DOMESTIC								
66		DC-9-10	1		1					
67		DC-9-30		1	1					
68		ALL TYPES	1	1	2					
69		TW---DOMESTIC								
70		B-707-100B	100		100					
71		B-707-300B	1		1					
72		B-727-100	22		22					
73		B-727-200	127		127					
74		B-727-100C/QC	7		7					
75		ALL TYPES	257		257	257	257	100.00		
76		UA---DOMESTIC								
77		B-737-100/200	272		272					
78		B-727-100	1468	4	1472					
79		B-727-200	3029	7	3036					
80		DC-8-61	1	68	69					
81		DC-8-50F	1		1					
82		ALL TYPES	4771	79	4850	4813	4745	98.58		
83		UR---DOMESTIC								
84		PA-31/34/39	134		134					
85		SWEAR-METRO	5		5					
86		ALL TYPES	139		139	195	139	71.28		
87	COMMUNITY TOTAL	DOMESTIC								
88		B-727-100	4596	8	4604					
89		B-727-200	6717	7	6724					
90		DC-10-10	437		437					
91		B-707-100B	473		473					
92		B-707-300B	16	1	17					
93		B-707-300C	43	1	44					
94		B-707-300C	1		1					
95		BAC-111-200	8015		8015					
96		DC-9-30	9781	26	9807					
97		B-727-100C/QC	78		78					
98		L-1011	1440		1440					
99		DC-9-50	1		1					
100		DC-9-10	1		1					
101		B-737-100/200	272		272					
102		DC-8-61	1	68	69					
103		DC-8-50F	1		1					
104		PA-31/34/39	134		134					
105		SWEAR-METRO	5		5					
106		ALL TYPES	32012	111	32123	32372	31882	98.48		
107			248							

TABLE 7
AIRCRAFT DEPARTURES SCHEDULED AND AIRCRAFT DEPARTURES PERFORMED,
BY TYPE OF OPERATION, BY AIRCRAFT TYPE, BY COMMUNITY, AND BY CARRIER
12 MONTHS ENDED DECEMBER 31, 1980

Line No.	Area, state or country Community (Airport name)	Carrier and type of operation	Type of aircraft	Total departures performed			Departures scheduled	Scheduled departures completed						
				Scheduled service	Non-scheduled service	All services		Number	Percent of departures scheduled					
	1	2	3	4	5	6	7	8	9					
1	FLMIRA/CORNING (CHENUNG COUNTY)	AK---DOMESTIC	BH-99	641		641	1178	641	54.41					
2			ALL TYPES	641		641								
3														
4		AL---DOMESTIC		BAC-111-200	1291		1291	2489	2402	96.50				
5				DC-9-30	1121		1121							
6				ALL TYPES	2412		2412							
7		ND---DOMESTIC		SC-7	128		128	300	287	95.66				
8				SD3-30	159		159							
9				ALL TYPES	287		287							
10		COMMUNITY TOTAL	DOMESTIC	BH-99	641		641	3967	3330	83.94				
11				BAC-111-200	1291		1291							
12				DC-9-30	1121		1121							
13	SC-7			128		128								
14	SD3-30			159		159								
15	ALL TYPES			3340		3340								
16	ISLIP, LONG ISLAND (LONG ISLAND-MACARTHUR)	AA---DOMESTIC	B-727-100	48		48	65	60	95.38					
17			B-727-200	14		14								
18			ALL TYPES	62		62								
19		AK---DOMESTIC		BH-99	138		138	215	138	64.18				
20				ALL TYPES	138		138							
21														
22		AL---DOMESTIC		BAC-111-200	155		155	1541	1507	97.79				
23				DC-9-30	1356	1	1357							
24				ALL TYPES	1511	1	1512							
25		NC---DOMESTIC		PA-23-250	89		89	1469	1366	92.98				
26				PA-31/34/39	1140	252	1392							
27				EMBRAER	138	2	140							
28	ALL TYPES			1367	254	1621								
29	ND---DOMESTIC				SD3-30	63					63	98	93	94.89
30					DHC-6	30					30			
31		ALL TYPES	93			93								
32	COMMUNITY TOTAL	DOMESTIC	B-727-100	48		48	3388	3166	93.44					
33			B-727-200	14		14								
34			BH-99	138		138								
35			BAC-111-200	155		155								
36			DC-9-30	1356	1	1357								
37			PA-23-250	89		89								
38			PA-31/34/39	1140	252	1392								
39			EMBRAER	138	2	140								
40			SD3-30	63		63								
41			DHC-6	30		30								
42			ALL TYPES	3171	255	3426								
43			ITHACA/CORTLAND (TOMPKINS COUNTY)	AL---DOMESTIC	BAC-111-200	1584					1584	2455	2353	95.84
44	DC-9-30	772				772								
45	ALL TYPES	2356				2356								
46	UR---DOMESTIC			PA-31/34/39	235		235	1176	1094	93.02				
47				SWEAR-METRO	864		864							
48				ALL TYPES	1099		1099							
49	COMMUNITY TOTAL	DOMESTIC	BAC-111-200	1584		1584	3631	3447	94.93					
50			DC-9-30	772		772								
51			PA-31/34/39	235		235								
52			SWEAR-METRO	864		864								
53			ALL TYPES	3455		3455								
54														
55	I TRERTY/MONTCELO (SULLIVAN COUNTY INTERNATIONAL)	NC---DOMESTIC	EMBRAER	288	156	444	319	302	94.67					
56			PA-31/34/39	14	6	20								
57			ALL TYPES	302	162	464								
58		NEW YORK (JOHN F KENNEDY INTL)	AA---DOMESTIC	B-727-100	252		252	6662	6576	98.70				
59				B-727-200	128		128							
60				DC-10-10	1288	11	1299							
61	B-707-100B			1095		1095								
62	B-707-300B			395	17	412								
63	B-707-300C			711	113	824								
64	*B-707-300C			506		506								
65	B-747			1610	1	1611								
66	*B-747			773	1	774								
67	ALL TYPES			6758	143	6901								
68	AA---INTERNATIONAL				B-727-100	191					191	6126	6057	98.87
69					B-727-200	11	4				15			
70		DC-10-10	2405		1	2406								
71		B-707-100B	65		1	66								
72		B-707-300B	1010		15	1025								
73		B-707-300C	1693		94	1787								
74		*B-707-300C	515		1	516								
75		B-747	366			366								
76		*B-747	51			51								
77		ALL TYPES	6307		76	6383								
78		AA---TOTAL			B-727-100	443		443	12788	12633	98.78			
79					B-727-200	139	4	143						
80	DC-10-10			3693	12	3705								
81	B-707-100B			1160	1	1161								
82	B-707-300B			1405	32	1437								
83	B-707-300C			2404	167	2571								
84	*B-707-300C			1021	1	1022								
85	B-747			1976	1	1977								
86	*B-747			824	1	825								
87	ALL TYPES			13065	219	13284								
88	AL---DOMESTIC				BAC-111-200	2134	1	2135				4455	4375	98.20
89					DC-9-30	2079	2	2081						
90		B-727-100	178			178								
91		B-727-200	1			1								
92		ALL TYPES	4392		3	4395								
93														
94														
95														
96														
97														
98														
99														
100														
101														
102														
103														
104														
105														
106														
107														
108														
109														
110														
111														
112			241											

TABLE 7
 AIRCRAFT DEPARTURES SCHEDULED AND AIRCRAFT DEPARTURES PERFORMED,
 BY TYPE OF OPERATION, BY AIRCRAFT TYPE, BY COMMUNITY, AND BY CARRIER
 12 MONTHS ENDED DECEMBER 31, 1980

Line No.	Area, state or country Community (Airport name)	Carrier and type of operation	Type of aircraft	Total departures performed			Departures scheduled	Scheduled departures completed			
				Scheduled service	Non-scheduled service	All services		Number	Percent of departures scheduled		
1	2	3	4	5	6	7	8	9			
1	JOHN F KENNEDY INTL	(CCAT.)	BN---DOMESTIC	B-727-100	140		140				
2				B-727-100C/QC	392		392				
3				*B-727-100C/QC	232		232				
4				B-727-200	1108	5	1113				
5				DC-8-50	1		1				
6				DC-8-62	400	5	405				
7				B-747	2		2				
8				B-747SP	1		1				
9				ALL TYPES	2276	10	2286		2307	2275	98.61
10											
11											
12					BN---INTERNATIONAL	B-727-200	9	2	11		
13					B-747	26		26			
14					DC-8-50	1		1			
15					DC-8-62	310	2	312			
16					B-747SP	13		13			
17					ALL TYPES	359	4	363		361	98.89
18											
19					BN---TOTAL	B-727-100	140		140		
20					B-727-100C/QC	392		392			
21					*B-727-100C/QC	232		232			
22					B-727-200	1117	7	1124			
23					DC-8-50	2		2			
24					DC-8-62	710	7	717			
25					B-747	28		28			
26					B-747SP	14		14			
27					ALL TYPES	2635	14	2649		2668	98.65
28											
29					DL---DOMESTIC	B-727-200	3892	1	3893		
30					L-1011	2258		2258			
31					DC-8-50	18		18			
32					DC-8-61	241		241			
33					DC-9-30	1	2	3			
34					ALL TYPES	6410	3	6413		6442	99.39
35											
36					DL---INTERNATIONAL	DC-8-61	115		115		
37					B-727-200	249		249			
38					ALL TYPES	364		364		366	99.45
39											
40					DL---TOTAL	B-727-200	4141	1	4142		
41					L-1011	2258		2258			
42					DC-8-50	18		18			
43					DC-8-61	356		356			
44					DC-9-30	1	2	3			
45					ALL TYPES	6774	3	6777		6808	99.39
46											
47					EA---DOMESTIC	DC-9-30	2373		2373		
48					DC-9-50	174		174			
49					A-300B	1636		1636			
50					EURO AIRBUS 3	3		3			
51					B-727-100	2568	1	2569			
52					B-727-100C/QC	1201		1201			
53					B-727-200	3816	2	3818			
54					L-1011	2431		2431			
55					ALL TYPES	14202	3	14205		14379	98.33
56											
57					EA---INTERNATIONAL	B-727-100	204		204		
58					B-727-100C/QC	177		177			
59					B-727-200	286		286			
60					L-1011	1807		1807			
61					ALL TYPES	2474		2474		2488	98.83
62											
63					EA---TOTAL	DC-9-30	2373		2373		
64					DC-9-50	174		174			
65					A-300B	1636		1636			
66					EURO AIRBUS 3	3		3			
67					B-727-100	2772	1	2773			
68					B-727-100C/QC	1378		1378			
69					B-727-200	4102	2	4104			
70					L-1011	4238		4238			
71					ALL TYPES	16676	3	16679		16867	98.40
72											
73					FT---DOMESTIC	*B-747	515		515		
74					*B-747F	144		144			
75					*DC-8-61	700		700			
76					*DC-8-63F	851	4	855			
77					*B-747-200	130	1	131			
78					ALL TYPES	2340	5	2345		2354	91.12
79											
80					FT---INTERNATIONAL	*B-747	51	7	58		
81					*B-747-200	90	13	103			
82					*DC-8-63F	2	3	5			
83					ALL TYPES	143	23	166		134	108
84											
85					FT---TOTAL	*B-747	566	7	573		
86					*B-747F	144		144			
87					*DC-8-61	700		700			
88					*DC-8-63F	853	7	860			
89					*B-747-200	220	14	234			
90					ALL TYPES	2483	28	2511		2488	90.55
91											
92					Nw---DOMESTIC	B-727-200	172		172		
93					DC-10-40	125		125			
94					B-747	995		995			
95					*B-747F	607	2	609			
96					B-727-100	11		11			
97					ALL TYPES	1910	2	1912		1996	95.49
98											
99					Nw---INTERNATIONAL	B-747	282		282		
100					*B-747F	5		5			
101					ALL TYPES	287		287		300	95.00
102											
103					Nw---TOTAL	B-727-200	172		172		
104					DC-10-40	125		125			
105					B-747	1277		1277			
106					*B-747F	612	2	614			
107					B-727-100	11		11			
108					ALL TYPES	2197	2	2199		2296	95.42
109											
110					PA---DOMESTIC	B-727-100	3110	1	3111		
111					B-727-200	2819	1	2820			
112					DC-17-10	855	11	866			

TABLE 7
AIRCRAFT DEPARTURES SCHEDULED AND AIRCRAFT DEPARTURES PERFORMED,
BY TYPE OF OPERATION, BY AIRCRAFT TYPE, BY COMMUNITY, AND BY CARRIER
12 MONTHS ENDED DECEMBER 31, 1980

Line No.	Area, state or country Community (Airport name)	Carrier and type of operation	Type of aircraft	Total departures performed			Departures scheduled	Scheduled departures completed		
				Scheduled service	Nonscheduled service	All services		Number	Percent of departures scheduled	
	1	2	3	4	5	6	7	8	9	
1	JOHN F KENNEDY INTL	PA---DOMESTIC	(CONT.)							
2			DC-10-30	79		79				
3			B-707-300B	196	22	218				
4			B-747	1141	2	1143				
5			*B-747	278		278				
6			B-747SP	447		447				
7			L-1011	30		30				
8			L-1011-500 TR	35		35				
9			ALL TYPES	8790	37	8827	8932	8695	97.34	
10			PA---INTERNATIONAL	DC-10-30	24	1	25			
11		B-707-300B		399	416	814				
12		B-747		2103	15	2118				
13		*B-747		552	86	638				
14		B-747SP		945		945				
15		L-1011-500 TR		217		217				
16		DC-10-10			1	1				
17		L-1011		46		46				
18		ALL TYPES		4285	519	4804	4456	4236	95.06	
19		PA---TOTAL		B-727-100	3110	1	3111			
20			B-727-200	2819	1	2820				
21			DC-10-10	655	12	667				
22			DC-10-30	103	1	104				
23			B-707-300B	594	438	1032				
24			B-747	3244	17	3261				
25			*B-747	830	86	916				
26			B-747SP	1392		1392				
27			L-1011	76		76				
28			L-1011-500 TR	252		252				
29		ALL TYPES	13075	556	13631	13388	12931	96.58		
30		PI---DOMESTIC	B-737-100/200	712	1	713				
31			B-727-100	1		1				
32			ALL TYPES	713	1	714	719	713	99.16	
33		QH---DOMESTIC	B-737-100/200	1026	44	1070				
34			DC-10-10	16	1	17				
35			DC-9-10	1		1				
36		ALL TYPES	1043	45	1088	1033	1020	98.74		
37		QH---INTERNATIONAL	B-737-100/200	79	12	91				
38			ALL TYPES	79	12	91	96	73	77.65	
39			B-737-100/200	1105	56	1161				
40		DC-10-10	16	1	17					
41		DC-9-10	1		1					
42		ALL TYPES	1122	57	1179	1127	1093	96.98		
43		RD---DOMESTIC	*B-727-100C/QC	3	28	31				
44			*DC-8-10	35		35				
45			*DC-8-50F	146	11	157				
46			*DC-8-63F	44	18	62				
47			ALL TYPES	228	57	285	219	186	84.93	
48		RD---INTERNATIONAL	*DC-8-50F	1	5	6				
49			*DC-8-63F		4	4				
50			ALL TYPES	1	9	10				
51		RD---TOTAL	*B-727-100C/QC	3	28	31				
52			*DC-8-10	35		35				
53			*DC-8-50F	147	16	163				
54			*DC-8-63F	44	22	66				
55			ALL TYPES	229	66	295	219	186	84.93	
56		SB---DOMESTIC	*B-747	66		66				
57			*B-747F	63		63				
58			*DC-8-63F	2		2				
59			*DC-8-50F	234		234				
60			ALL TYPES	365		365	365	365	100.00	
61		SB---INTERNATIONAL	*B-747	747	33	780				
62			*DC-8-63F	11	4	15				
63			*B-747	167		167				
64			ALL TYPES	925	37	962	1212	925	76.32	
65			*B-747	233		233				
66		*B-747F	810	33	843					
67		*DC-8-63F	13	4	17					
68		*DC-8-50F	234		234					
69		ALL TYPES	1290	37	1327	1577	1290	81.80		
70		TV---INTERNATIONAL	DC-8-10	115		115				
71			DC-10-10	18		18				
72			B-747	1		1				
73		ALL TYPES	134		134	160	110	68.75		
74		TV---DOMESTIC	DC-9-10	57		57				
75			B-727-100	132		132				
76			B-727-100C/QC	39		39				
77			B-727-200	460		460				
78			L-1011	4260		4260				
79			B-707-100B	1567		1567				
80			B-707-300B	2353	2	2355				
81			B-707-300C	91		91				
82			B-747	58		58				
83			B-747SP	76		76				
84		ALL TYPES	9093	2	9095	9137	9048	99.02		
85		TV---INTERNATIONAL	B-707-300B	263	3	266				
86			B-707-300C	3		3				
87			B-747	2582		2582				
88			L-1011	427		427				
89			B-747SP	51		51				
90		ALL TYPES	3326	3	3329	3368	3307	98.18		
91		TV---TOTAL	DC-9-10	57		57				
92			B-727-100	132		132				
93			B-727-100C/QC	39		39				
94			B-727-200	460		460				
95			L-1011	4687		4687				
96			B-707-100B	1567		1567				
97			ALL TYPES	348						

TABLE 7
 AIRCRAFT DEPARTURES SCHEDULED AND AIRCRAFT DEPARTURES PERFORMED,
 BY TYPE OF OPERATION, BY AIRCRAFT TYPE, BY COMMUNITY, AND BY CARRIER

12 MONTHS ENDED DECEMBER 31, 1980

L i n e No.	Area, state or country Community (Airport name)	Carrier and type of operation	Type of aircraft	Total departures performed			Departures scheduled	Scheduled departures completed	
				Scheduled service	Non-scheduled service	All services		Number	Percent of departures scheduled
				4	5	6			
1	JOHN F KENNEDY INTL	TOTAL	(CONT.)						
2			B-707-300B	2616	5	2621			
3			B-707-300C	94		94			
4			B-747	2640		2640			
5			DC-747SP	127		127			
6			ALL TYPES	12419	5	12424	12505	12355	98.80
7			UA---DOMESTIC						
8			B-737-100/200	15	1	16			
9			B-727-100	100	5	105			
10			B-727-200	906	11	917			
11			DC-10-10	1164	3	1167			
12			B-747	1451	1	1452			
13			DC-B-50	31	1	32			
14			*DC-B-50F	1614	2	1616			
15			DC-B-61	2316	226	2542			
16			DC-B-62	225		225			
17			ALL TYPES	7822	250	8072	7969	7803	97.91
18			UR---DOMESTIC						
19			PA-31/34/39	220		220			
20			SWEAR-METRO	483		483			
21			F-28-4000/600	29		29			
22			ALL TYPES	732		732	641	622	97.03
23		AIRPORT TOTAL	DCNESTIC						
24			B-727-100	6492	7	6499			
25			B-727-200	13302	20	13322			
26			DC-10-10	3123	26	3149			
27			B-707-100B	2662		2662			
28			B-707-300B	2944	41	2985			
29			B-707-300C	802	113	915			
30			*B-707-300C	506		506			
31			B-747	5257	6	5261			
32			*B-747	1632	1	1633			
33			BAC-111-200	2134	1	2135			
34		DC-9-30	4453	4	4457				
35		B-727-100C/QC	1632		1632				
36		*B-727-100C/QC	235	28	263				
37		DC-B-50	50	1	51				
38		DC-B-62	625	5	630				
39		B-747SP	524		524				
40		L-1011	8979		8979				
41		DC-B-61	2557	226	2783				
42		DC-9-50	174		174				
43		A-300B	1636		1636				
44		EURO AIRBUS 3	3		3				
45		*B-747F	814	2	816				
46		*DC-B-61	700		700				
47		*DC-B-63F	897	22	919				
48		*B-747-200	120	1	121				
49		DC-10-40	125		125				
50		DC-10-30	79		79				
51		L-1011-500 TR	35		35				
52		B-737-100/200	1753	46	1799				
53		DC-9-10	58		58				
54		*DC-B-10	35		35				
55		*DC-B-53F	1994	13	2007				
56		PA-31/34/39	220		220				
57		SWEAR-METRO	483		483				
58		F-28-4000/600	29		29				
59		ALL TYPES	67074	561	67635	67610	66271	98.01	
60		INTERNATIONAL							
61		B-727-100	395		395				
62		B-727-200	555	6	561				
63		DC-10-10	2423	2	2425				
64		B-707-100B	65	1	66				
65		B-707-300B	1671	434	2105				
66		B-707-300C	1696	54	1750				
67		*B-707-300C	515	1	516				
68		B-747	5360	15	5375				
69		*B-747	821	93	914				
70		DC-B-50	1		1				
71		DC-B-62	310	2	312				
72		B-747SP	1009		1009				
73		DC-B-61	115		115				
74		B-727-100C/QC	177		177				
75		L-1011	2280		2280				
76		*B-747-200	90	13	103				
77		*DC-B-63F	13	11	24				
78		*B-747F	752	33	785				
79		DC-10-30	24	1	25				
80		L-1011-500 TR	217		217				
81		B-737-100/200	79	12	91				
82		*DC-B-50F	1	5	6				
83		DC-B-13	115		115				
84		ALL TYPES	18684	683	19367	19065	18281	95.88	
85		TOTAL							
86		B-727-100	6887	7	6894				
87		B-727-200	13857	26	13883				
88		DC-10-10	5546	28	5574				
89		B-707-100B	2727	1	2728				
90		B-707-300B	4615	475	5090				
91		B-707-300C	2498	167	2665				
92		*B-707-300C	1021	1	1022				
93		B-747	10617	19	10636				
94		*B-747	2453	94	2547				
95		BAC-111-200	2134	1	2135				
96		DC-9-30	4453	4	4457				
97		B-727-100C/QC	1809		1809				
98		*B-727-100C/QC	235	28	263				
99		DC-B-50	51	1	52				
100		DC-B-62	935	7	942				
101		B-747SP	1533		1533				
102		L-1011	11259		11259				
103		DC-B-61	2672	226	2898				
104		DC-9-50	174		174				
105		A-300B	1636		1636				
106		EURO AIRBUS 3	3		3				
107		*B-747F	1566	35	1601				
108		*DC-B-61	703		700				
109		*DC-B-63F	910	33	943				
110		*B-747-200	220	14	234				
111		DC-10-40	125		125				
112		DC-10-30	103	1	104				

TABLE 7
AIRCRAFT DEPARTURES SCHEDULED AND AIRCRAFT DEPARTURES PERFORMED,
BY TYPE OF OPERATION, BY AIRCRAFT TYPE, BY COMMUNITY, AND BY CARRIER
12 MONTHS ENDED DECEMBER 31, 1980

Line No.	Area, state or country Community (Airport name)	Carrier and type of operation	Type of aircraft	Total departures performed			Departures scheduled	Scheduled departures completed	
				Scheduled service	Non-scheduled service	All services		Number	Percent of departures scheduled
1	2	3	4	5	6	7	8	9	
1	AIRPORT TOTAL	TOTAL	(CONT.)						
2			L-1011-500 TR	252		252			
3			B-737-100/200	1832	58	1890			
4			DC-9-10	58		58			
5			*DC-8-10	35		35			
6			*DC-8-50F	1995	16	2013			
7			DC-8-10	115		115			
8			PA-31/34/39	220		220			
9			SWEAR-METRO	483		483			
10			F-28-4000/600	29		29			
11			ALL TYPES	85758	1244	87002	86675	84552	97.55
12	(LA GUARDIA)	AA---DOMESTIC	B-727-100	5965		5965			
13			B-727-200	18699	1	18700			
14			DC-10-10	70		70			
15			ALL TYPES	24734	1	24735	24890	24697	99.22
16		AL---DOMESTIC	BAC-111-200	3684	4	3688			
17			DC-9-30	2738	3	2741			
18			B-727-100	888	1	889			
19			ALL TYPES	7310	8	7318	7472	7299	97.68
20		BN---DOMESTIC	B-727-100	57		57			
21			B-727-100C/QC	98		98			
22			B-727-200	1910	4	1914			
23			ALL TYPES	2065	4	2069	2080	2065	99.27
24		DL---DOMESTIC	DC-9-30	430		430			
25			B-727-200	7470	1	7471			
26			L-1011	426	1	427			
27			L-1011-500 TR	1		1			
28			ALL TYPES	8327	2	8329	8352	8316	99.56
29		EA---DOMESTIC	DC-9-30	2396		2396			
30			DC-9-50	1709		1709			
31			A-300B	1615		1615			
32			EURO AIRBUS 3	1718		1718			
33			B-727-100	5810	8	5818			
34			B-727-100C/QC	1802		1802			
35			B-727-200	13915	5	13920			
36			L-1011	872		872			
37			ALL TYPES	29837	13	29850	26336	25932	98.46
38		EA---INTERNATIONAL	L-1011	1		1			
39			ALL TYPES	1		1	1	1	100.00
40		EA---TOTAL	DC-9-30	2396		2396			
41			DC-9-50	1709		1709			
42			A-300B	1615		1615			
43			EURO AIRBUS 3	1718		1718			
44			B-727-100	5810	8	5818			
45			B-727-100C/QC	1802		1802			
46			B-727-200	13915	5	13920			
47			L-1011	873		873			
48			ALL TYPES	29838	13	29851	26337	25933	98.46
49		NE---DOMESTIC	FH-227	2261	8	2269			
50			DME-6	571	2	573			
51			CV-580	510	8	518			
52			ALL TYPES	3342	18	3360	3490	3300	94.55
53		NO---DOMESTIC	SC-7	43		43			
54			SD3-30	187		187			
55			ALL TYPES	230		230	234	230	98.29
56		NW---DOMESTIC	B-727-100	816		816			
57			B-727-200	1664		1664			
58			ALL TYPES	2480		2480	2529	2481	98.10
59		NY---DOMESTIC	DC-9-30	109		109			
60			ALL TYPES	109		109	122	109	89.34
61		OL---DOMESTIC	DC-9-10	167	2	169			
62			DC-9-30	359	17	376			
63			ALL TYPES	526	19	545	578	526	91.00
64		PA---DOMESTIC	B-727-100	1577	2	1579			
65			B-727-200	961	2	963			
66			DC-10-10	624		624			
67			DC-10-30	5		5			
68			ALL TYPES	3167	4	3171	3325	3162	95.09
69		PI---DOMESTIC	B-737-100/200	4024	7	4031			
70			B-727-100	16	8	24			
71			ALL TYPES	4940	15	4955	4107	4040	98.36
72		RC---DOMESTIC	DC-9-10	1097	1	1098			
73			DC-9-30	1686	1	1687			
74			DC-9-50	997	2	999			
75			CV-580	1	1	1			
76			INTERCHANGE	23		23			
77			ALL TYPES	3803	5	3808	3864	3789	98.05
78		TW---DOMESTIC	DC-9-10	145		145			
79			B-727-100	3420		3420			
80			B-727-100C/QC	972		972			
81			B-727-200	6247		6247			
82			L-1011	497		497			
83			ALL TYPES	11281		11281	11449	11270	98.43
84		UA---DOMESTIC	B-737-100/200	2019	1	2020			
85			B-727-100	1480	17	1497			
86			B-727-200	926	2	928			
87			DC-10-10	149		149			
88			ALL TYPES	4574	20	4594	4634	4572	98.66
89		UR---DOMESTIC	PA-31/34/39	23	2	25			
90			SWEAR-METRO	856		856			
91			F-28-4000/600	43		43			
92			ALL TYPES	922	2	924	949	922	97.15
93	AIRPORT TOTAL	DOMESTIC	B-727-100	20029	36	20065			
94			246						

TABLE 7
 AIRCRAFT DEPARTURES SCHEDULED AND AIRCRAFT DEPARTURES PERFORMED,
 BY TYPE OF OPERATION, BY AIRCRAFT TYPE, BY COMMUNITY, AND BY CARRIER

12 MONTHS ENDED DECEMBER 31, 1980

Line No.	Area, state or country Community (Airport name)	Carrier and type of operation	Type of aircraft	Total departures performed			Departures scheduled	Scheduled departures completed	
				Scheduled service	Non-scheduled service	All services		Number	Percent of departures scheduled
1	2	3	4	5	6	7	8	9	
1	COMMUNITY TOTAL BY CARRIER	BN---TOTAL	(CONT.)						
2			B-727-200	3027	11	3038			
3			B-747	28		28			
4			B-747SP	14		14			
5			DC-8-50	2		2			
6			DC-8-62	710	7	717			
7			ALL TYPES	4700	18	4718	4748	4697	98.92
8		DL---DOMESTIC	DC-9-30	431	2	433			
9			B-727-200	11362	2	11364			
10			L-1011	2684	1	2685			
11			L-1011-500 TR	1		1			
12			DC-8-50	18		18			
13			DC-8-61	241		241			
14			ALL TYPES	14737	5	14742	14794	14719	99.49
15		DL---INTERNATIONAL	B-727-200	249		249			
16			DC-8-61	115		115			
17			ALL TYPES	364		364	366	364	99.45
18		DL---TOTAL	DC-9-30	431	2	433			
19			B-727-200	11611	2	11613			
20			L-1011	2684	1	2685			
21			L-1011-500 TR	1		1			
22			DC-8-50	18		18			
23			DC-8-61	356		356			
24			ALL TYPES	15101	5	15106	15160	15083	99.49
25		EA---DOMESTIC	DC-9-30	4769		4769			
26			DC-9-50	1883		1883			
27			A-300B	3251		3251			
28			EURO AIRBUS 3	1721		1721			
29			B-727-100	8378	9	8387			
30			B-727-100C/QC	3003		3003			
31			B-727-200	17731	7	17738			
32			L-1011	3303		3303			
33			ALL TYPES	44039	16	44055	40715	40071	98.41
34		EA---INTERNATIONAL	B-727-100	204		204			
35			B-727-100C/QC	177		177			
36			B-727-200	286		286			
37			L-1011	1808		1808			
38			ALL TYPES	2475		2475	2489	2460	98.83
39		EA---TOTAL	DC-9-30	4769		4769			
40			DC-9-50	1883		1883			
41			A-300B	3251		3251			
42			EURO AIRBUS 3	1721		1721			
43			B-727-100	8562	9	8571			
44			B-727-100C/QC	3180		3180			
45			B-727-200	18017	7	18024			
46			L-1011	5111		5111			
47			ALL TYPES	46514	16	46530	43204	42531	98.44
48		FT---DOMESTIC	*B-747	515		515			
49			*B-747-200	130	1	131			
50			*B-747F	144		144			
51			*DC-8-61	700		700			
52			*DC-8-63F	851	4	855			
53			ALL TYPES	2340	5	2345	2354	2145	91.12
54		FT---INTERNATIONAL	*B-747	51	7	58			
55			*B-747-200	90	13	103			
56			*DC-8-63F	2	3	5			
57			ALL TYPES	143	23	166	134	108	80.59
58		FT---TOTAL	*B-747	566	7	573			
59			*B-747-200	220	14	234			
60			*B-747F	144		144			
61			*DC-8-61	700		700			
62			*DC-8-63F	853	7	860			
63			ALL TYPES	2483	28	2511	2488	2253	90.55
64		NE---DOMESTIC	CV-580	510	8	518			
65			FH-227	2261	8	2269			
66			DHC-6	571	2	573			
67			ALL TYPES	3342	18	3360	3490	3300	94.55
68		ND---DOMESTIC	SC-7	43		43			
69			SD3-30	187		187			
70			ALL TYPES	230		230	234	230	98.29
71		NW---DOMESTIC	B-727-100	827		827			
72			B-727-200	1836		1836			
73			DC-10-40	125		125			
74			B-747	995		995			
75			*B-747F	607	2	609			
76			ALL TYPES	4390	2	4392	4525	4387	96.95
77		NW---INTERNATIONAL	B-747	282		282			
78			*B-747F	5		5			
79			ALL TYPES	287		287	305	285	95.00
80		NW---TOTAL	B-727-100	827		827			
81			B-727-200	1836		1836			
82			DC-10-40	125		125			
83			B-747	1277		1277			
84			*B-747F	612	2	614			
85			ALL TYPES	4677	2	4679	4825	4672	96.82
86		NY---DOMESTIC	DC-9-30	109		109			
87			ALL TYPES	109		109	122	109	89.34
88		OZ---DOMESTIC	DC-9-10	167	2	169			
89			DC-9-30	359		376			
90			ALL TYPES	526	19	545	578	526	91.00
91		PA---DOMESTIC	B-727-100	4687	3	4690			
92			B-727-200	3780	3	3783			
93			DC-10-10	1279	11	1290			
94			DC-10-30	84		84			
95			L-1011	30		30			
96			247						

TABLE 7
AIRCRAFT DEPARTURES SCHEDULED AND AIRCRAFT DEPARTURES PERFORMED,
BY TYPE OF OPERATION, BY AIRCRAFT TYPE, BY COMMUNITY, AND BY CARRIER
 12 MONTHS ENDED DECEMBER 31, 1980

Line No.	Area, state or country Community (Airport name)	Carrier and type of operation	Type of aircraft	Total departures performed			Departures scheduled	Scheduled departures completed	
				Scheduled service	Non-scheduled service	All service		Number	Percent of departures scheduled
1	2	3	4	5	6	7	8	9	
1	COMMUNITY TOTAL BY CARRIER	PA---DOMESTIC	(CONT.)						
2			L-1011-500 TR	35		35			
3			B-707-300B	196	22	218			
4			B-747	1141	2	1143			
5			*B-747	278		278			
6			B-747SP	447		447			
7			ALL TYPES	11957	41	11998	12257	11857	96.73
8		PA---INTERNATIONAL	DC-10-10		1	1			
9			DC-10-30	24	1	25			
10			L-1011	46		46			
11			L-1011-500 TR	217		217			
12			B-707-300B	398	416	814			
13			B-747	2103	15	2118			
14			*B-747	552	86	638			
15			B-747SP	945		945			
16			ALL TYPES	4285	519	4804	4456	4236	95.06
17		PA---TCTAL	B-727-100	4687	3	4690			
18			B-727-200	3780	3	3783			
19			DC-10-10	1279	12	1291			
20			DC-10-30	108	1	109			
21			L-1011	76		76			
22			L-1011-500 TR	252		252			
23			B-707-300B	594	438	1032			
24			B-747	3244	17	3261			
25			*B-747	830	86	916			
26			B-747SP	1392		1392			
27			ALL TYPES	16242	560	16802	16713	16093	96.29
28		PI---DOMESTIC	B-737-100/200	4736	8	4744			
29			B-727-100	17	8	25			
30			ALL TYPES	4753	16	4769	4826	4753	98.48
31		QH---DOMESTIC	B-737-100/200	1026	44	1070			
32			DC-9-10	1		1			
33			DC-10-10	16	1	17			
34			ALL TYPES	1043	45	1088	1033	1020	98.74
35		GH---INTERNATIONAL	B-737-100/200	79	12	91			
36			ALL TYPES	79	12	91	94	73	77.65
37		QH---TCTAL	B-737-100/200	1105	56	1161			
38			DC-9-10	1		1			
39			DC-10-10	16	1	17			
40			ALL TYPES	1122	57	1179	1127	1093	96.98
41		RC---DOMESTIC	CV-580		1	1			
42			DC-9-10	1097	1	1098			
43			DC-9-30	1686	1	1687			
44			DC-9-50	997	2	999			
45			INTERCHANGE	23		23			
46			ALL TYPES	3803	5	3808	3864	3789	98.05
47		RD---DOMESTIC	*B-727-100C/QC	3	28	31			
48			*DC-8-10	35		35			
49			*DC-8-50F	146	11	157			
50			*DC-8-63F	44	18	62			
51			ALL TYPES	228	57	285	219	186	84.93
52		RD---INTERNATIONAL	*DC-8-50F	1	5	6			
53			*DC-8-63F		4	4			
54			ALL TYPES	1	9	10			
55		RD---TCTAL	*B-727-100C/QC	3	28	31			
56			*DC-8-10	35		35			
57			*DC-8-50F	147	16	163			
58			*DC-8-63F	44	22	66			
59			ALL TYPES	229	66	295	219	186	84.93
60		SB---DOMESTIC	*B-747	66		66			
61			*B-747F	63		63			
62			*DC-8-50F	234		234			
63			*DC-8-63F	2		2			
64			ALL TYPES	365		365	365	365	100.00
65		SB---INTERNATIONAL	*B-747	167		167			
66			*B-747F	747	33	780			
67			*DC-8-63F	11	4	15			
68			ALL TYPES	925	37	962	1212	925	76.32
69		SB---TCTAL	*B-747	233		233			
70			*B-747F	810	33	843			
71			*DC-8-50F	234		234			
72			*DC-8-63F	13	4	17			
73			ALL TYPES	1290	37	1327	1577	1290	81.80
74		TV---INTERNATIONAL	DC-10-10	18		18			
75			B-747	1		1			
76			DC-8-10	115		115			
77			ALL TYPES	134		134	160	110	68.75
78		TW---DOMESTIC	DC-9-10	202		202			
79			B-727-100	3552		3552			
80			B-727-100C/QC	1011		1011			
81			B-727-200	6707		6707			
82			L-1011	4757		4757			
83			B-707-100B	1567		1567			
84			B-707-300B	2353	2	2355			
85			B-707-300C	91		91			
86			B-747	58		58			
87			B-747SP	76		76			
88			ALL TYPES	20374	2	20376	20586	20318	98.69
89		TW---INTERNATIONAL	L-1011	427		427			
90			B-707-300B	263	3	266			
91			B-707-300C	3		3			
92			B-747	2582		2582			
93			B-747SP	51		51			
94			ALL TYPES	3326	3	3329	3368	3307	98.18
95		TW---TCTAL	DC-9-10	202		202			
96			248						

TABLE 7
AIRCRAFT DEPARTURES SCHEDULED AND AIRCRAFT DEPARTURES PERFORMED,
BY TYPE OF OPERATION, BY AIRCRAFT TYPE, BY COMMUNITY, AND BY CARRIER
12 MONTHS ENDED DECEMBER 31, 1980

Line No.	Area, state or country Community (Airport name)	Carrier and type of operation	Type of aircraft	Total departures performed			Departures scheduled	Scheduled departures completed	
				Scheduled service	Nonscheduled service	All services		Number	Percent of departures scheduled
1	2	3	4	5	6	7	8	9	
1	COMMUNITY TOTAL BY CARRIER	TW---TOTAL	(CONT.)						
2			B-727-100	3552		3552			
3			B-727-100C/QC	1011		1011			
4			B-727-200	6707		6707			
5			L-1011	5184		5184			
6			B-707-100B	1567		1567			
7			B-707-300B	2616	5	2621			
8			B-707-300C	94		94			
9			B-747	2640		2640			
10			B-747SP	127		127			
11			ALL TYPES	23700	5	23705	23954	23625	98.62
12		UA---DOMESTIC	B-737-100/200	2034	2	2036			
13			B-727-100	1580	22	1602			
14			B-727-200	1832	13	1845			
15			DC-10-10	1313		1313			
16			B-747	1451	1	1452			
17			DC-8-50	31		32			
18			*DC-8-50F	1614	2	1616			
19			DC-8-61	2316	226	2542			
20			DC-8-62	225		225			
21			ALL TYPES	12396	270	12666	12603	12375	98.19
22		UR---DOMESTIC	PA-31/34/39	243	2	245			
23			SWEAR-METRO	1339		1339			
24			F-28-4000/600	72		72			
25			ALL TYPES	1654	2	1656	1590	1544	97.10
26		COMMUNITY TOTAL	DOMESTIC						
27			B-727-100	26521	43	26564			
28			B-727-200	65094	35	65129			
29			DC-10-10	3966	26	3992			
30			B-707-100B	2662		2662			
31			B-707-300B	2944	41	2985			
32			B-707-300C	802	113	915			
33			*B-707-300C	506		506			
34			B-747	5257	4	5261			
35			*B-747	1632	1	1633			
36			BAC-111-200	5818	5	5823			
37			DC-9-30	12171	25	12196			
38			B-727-100C/QC	4504		4504			
39			*B-727-100C/QC	235	28	263			
40			DC-8-50	50	1	51			
41			DC-8-62	625	5	630			
42			B-747SP	524		524			
43			L-1011	10774	1	10775			
44			DC-8-61	2557	226	2783			
45			DC-9-50	2880	2	2882			
46			A-300B	3251		3251			
47			EURD AIRBUS 3	1721		1721			
48			*B-747F	814	2	816			
49			*DC-8-61	700		700			
50			*DC-8-63F	897	22	919			
51			*B-747-200	130	1	131			
52			DC-10-40	125		125			
53			DC-10-30	84		84			
54			L-1011-500 FR	36		36			
55			B-737-100/200	7796	54	7850			
56			DC-9-10	1467	3	1470			
57			*DC-8-10	35		35			
58			*DC-8-50F	1994	13	2007			
59			PA-31/34/39	243	2	245			
60			SWEAR-METRO	1339		1339			
61			F-28-4000/600	72		72			
62			FH-227	2261	8	2269			
63			DHC-6	571	2	573			
64			CV-580	510	9	519			
65			SC-7	43		43			
66			S03-30	187		187			
67			INTERCHANGE	23		23			
68			ALL TYPES	173621	672	174293	172021	168981	98.23
69		INTERNATIONAL	B-727-100	395		395			
70			B-727-200	555	6	561			
71			DC-10-10	2423	2	2425			
72			B-707-100B	65	1	66			
73			B-707-300B	1671	434	2105			
74			B-707-300C	1696	54	1750			
75			*B-707-300C	515	1	516			
76			B-747	5360	15	5375			
77			*B-747	821	93	914			
78			DC-8-50	1		1			
79			DC-8-62	310	2	312			
80			B-747SP	1009		1009			
81			DC-8-61	115		115			
82			B-727-100C/QC	172		172			
83			L-1011	2281		2281			
84			*B-747-200	90	13	103			
85			*DC-8-63F	13	11	24			
86			*B-747F	752	33	785			
87			DC-10-30	24	1	25			
88			L-1011-500 FR	217		217			
89			B-737-100/200	79	12	91			
90			*DC-8-50F	1	5	6			
91			DC-8-10	115		115			
92			ALL TYPES	16685	683	17368	19066	18282	95.88
93		TOTAL	B-727-100	26916	43	26959			
94			B-727-200	65649	41	65690			
95			DC-10-10	6389	28	6417			
96			B-707-100B	2727	1	2728			
97			B-707-300B	4615	475	5090			
98			B-707-300C	2498	167	2665			
99			*B-707-300C	1021	1	1022			
100			B-747	10617	19	10636			
101			*B-747	2453	94	2547			
102			BAC-111-200	5818	5	5823			
103			DC-9-30	12171	25	12196			
104			B-727-100C/QC	4681		4681			
105			*B-727-100C/QC	235	28	263			
106			DC-8-50	51	1	52			
107			DC-8-62	935	7	942			
108			B-747SP	1533		1533			
109			249						

**TABLE 7
AIRCRAFT DEPARTURES SCHEDULED AND AIRCRAFT DEPARTURES PERFORMED,
BY TYPE OF OPERATION, BY AIRCRAFT TYPE, BY COMMUNITY, AND BY CARRIER**

12 MONTHS ENDED DECEMBER 31, 1980

L i n e No.	Area, state or country Community (Airport name)	Carrier and type of operation	Type of aircraft	Total departures performed			Departures scheduled	Scheduled departures completed	
				Scheduled service	Non-scheduled service	All services		Number	Percent of departures scheduled
	1	2	3	4	5	6	7	8	9
1	COMMUNITY TOTAL	TOTAL	(CONT. 1						
2			L-1011	13055	1	13056			
3			DC-8-61	2672	226	2898			
4			DC-9-50	2880	2	2882			
5			A-300B	3251		3251			
6			EURO AIRBUS 3	1721		1721			
7			*B-747F	1566	35	1601			
8			*DC-8-61	700		700			
9			*DC-8-63F	910	33	943			
10			*A-747-200	220	14	234			
11			DC-10-40	125		125			
12			DC-10-30	108	1	109			
13			L-1011-500 TR	253		253			
14			B-737-100/200	7875	66	7941			
15			DC-9-10	1467	3	1470			
16			*DC-9-10	35		35			
17			*DC-8-50F	1995	18	2013			
18			DC-9-10	115		115			
19			PA-31/34/39	243	2	245			
20			SMEAR-METRO	1339		1339			
21			F-28-60DD/600	72		72			
22			FH-227	2261	8	2269			
23			DHC-6	571	2	573			
24			CV-580	510	9	519			
25			SC-7	43		43			
26			SD3-30	187		187			
27			INTERCHANGE	23		23			
28			ALL TYPES	192506	1355	193861	191087	187263	97.99
29									
30	OGDENSBURG/MASSENA								
31	OGDENSBURG MUNI	NO---DOMESTIC	DHC-6	1568		1568			
32			SD3-30	164		164			
33			SC-7	87		87			
34			ALL TYPES	1819		1819	2032	1819	89.51
35									
36	(RICHARDS FIELD)	NO---DOMESTIC	DHC-6	1050		1050			
37			SD3-30	188		188			
38			SC-7	87		87			
39			ALL TYPES	1325		1325	1441	1325	91.95
40									
41	COMMUNITY TOTAL BY CARRIER	NO---DOMESTIC	DHC-6	2618		2618			
42			SC-7	174		174			
43			SD3-30	352		352			
44			ALL TYPES	3144		3144	3473	3144	90.52
45									
46	COMMUNITY TOTAL	DOMESTIC	DHC-6	2618		2618			
47			SD3-30	352		352			
48			SC-7	174		174			
49			ALL TYPES	3144		3144	3473	3144	90.52
50									
51	PLATTSBURG								
52	(CLINTON CO)	NO---DOMESTIC	DHC-6	494		494			
53			SD3-30	1133		1133			
54			SC-7	594		594			
55			ALL TYPES	2221		2221	2327	2221	95.44
56									
57	POUGHKEEPSIE								
58	(DUTCHESS COUNTY)	NO---DOMESTIC	SD3-30	250		250			
59			SC-7	125		125			
60			ALL TYPES	375		375	394	375	95.17
61									
62	ROCHESTER								
63	(ROCHESTER-MONROE COUNTY)	AA---DOMESTIC	B-727-100	954		954			
64			B-727-200	2168		2168			
65			B-707-100B	339		339			
66			B-707-300C	10	2	12			
67			B-707-300B	4		4			
68			ALL TYPES	3475	2	3477	3478	3468	99.71
69									
70		AL---DOMESTIC	BAC-111-200	2441		2441			
71			DC-9-30	6819	8	6827			
72			B-727-100	987	2	989			
73			B-727-200	2		2			
74			ALL TYPES	10249	10	10259	10371	10213	98.47
75									
76		EA---DOMESTIC	DC-9-30	706		706			
77			DC-9-50	3		3			
78			B-727-200	22		22			
79			B-727-100	25		25			
80			B-727-100C/QC	14		14			
81			ALL TYPES	770		770	770	769	99.87
82									
83		NO---DOMESTIC	SD3-30	454		454			
84			SC-7	367		367			
85			F-27 SERIES	45		45			
86			ALL TYPES	866		866	899	866	96.32
87									
88		UA---DOMESTIC	B-737-100/200	265		265			
89			B-727-100	1380		1380			
90			B-727-200	2125		2126			
91			B-61	15		15			
92			ALL TYPES	3770	19	3789	3810	3762	98.74
93									
94	COMMUNITY TOTAL	DOMESTIC	B-727-100	3346	5	3351			
95			B-727-200	4317	1	4318			
96			B-707-100B	339		339			
97			B-707-300C	10	2	12			
98			B-707-300B	4		4			
99			BAC-111-200	2441		2441			
100			DC-9-30	7525	8	7533			
101			DC-9-50	3		3			
102			B-727-100C/QC	14		14			
103			SD3-30	454		454			
104			SC-7	367		367			
105			F-27 SERIES	45		45			
106			B-737-100/200	265		265			
107			DC-8-61	15		15			
108			ALL TYPES	19130	31	19161	19328	19078	98.70
109									
110	SARANAC LAKE/LAKE PLACID								
111	(ADIRONDACK)	NO---DOMESTIC	DHC-6	435		435			
112			SD3-30	937		937			

TABLE 7
AIRCRAFT DEPARTURES SCHEDULED AND AIRCRAFT DEPARTURES PERFORMED,
BY TYPE OF OPERATION, BY AIRCRAFT TYPE, BY COMMUNITY, AND BY CARRIER
12 MONTHS ENDED DECEMBER 31, 1980

Line No.	Area, state or country Community (Airport name)	Carrier and type of operation	Type of aircraft	Total departures performed			Departures scheduled	Scheduled departures completed			
				Scheduled service	Non-scheduled service	All services		Number	Percent of departures scheduled		
	1	2	3	4	5	6	7	8	9		
1	ADIRONDACK	ND---DOMESTIC	(COMT.)								
2			DC-7	473		473					
3			ALL TYPES	1845		1845	2034	1845	90.70		
4	SYRACUSE (CLARENCE E HANCOCK)	AA---DOMESTIC	B-727-100	920		920					
5			B-727-200	1769		1769					
6			DC-10-10	367		367					
7			B-707-100B	73		73					
8			B-707-300C	7		7					
9			B-747	1		1					
10			B-707-300B	4		4					
11			ALL TYPES	3141		3141	3147	3136	99.45		
12			AL---DOMESTIC	BAC-111-200	DC-9-30	1244		1244			
13					DC-9-30	4846		4846			
14					B-727-100	918		918			
15					ALL TYPES	7008		7008	7041	6976	99.04
16			EA---DOMESTIC	DC-9-30	DC-9-50	630		630			
17	DC-9-50	341				341					
18	B-727-100	224				224					
19	B-727-100C/QC	90				90					
20	B-727-200	882				882					
21	L-1011	367				367					
22	ALL TYPES	2534		2534	2541	2529	99.52				
23	FT---DOMESTIC	*DC-8-61	DC-8-61	112		112					
24			*DC-8-63F	135		135					
25			ALL TYPES	247		247	248	226	91.12		
26	NO---DOMESTIC	DHC-6	S03-30	1175		1175					
27			S03-30	1098		1098					
28			SC-7	532		532					
29			ALL TYPES	2805		2805	2906	2805	96.52		
30	RC---DOMESTIC	DC-9-30	DC-9-50	235		235					
31			DC-9-50	336		336					
32			DC-9-10	108		108					
33			ALL TYPES	679		679	682	675	98.97		
34	TW---DOMESTIC	B-727-100	B-727-200	1		1					
35			B-727-200	117		117					
36			B-707-100B	125		125					
37			B-707-300B	112		112					
38			B-707-300C	8		8					
39			ALL TYPES	363		363	363	361	99.44		
40	UR---DOMESTIC	PA-31/34/39	SWEAR-METRO	173		173					
41			F-28-4000/600	2158		2158					
42			F-28-4000/600	89		89					
43			ALL TYPES	2420		2421	2461	2372	96.38		
44			COMMUNITY TOTAL	DOMESTIC	B-727-100	2063		2063			
45	B-727-200	2768				2768					
46	DC-10-10	367				367					
47	B-707-100B	198				198					
48	B-707-300C	15				15					
49	B-747	1				1					
50	B-707-300B	116				116					
51	BAC-111-200	1244				1244					
52	DC-9-30	5711				5711					
53	DC-9-50	677				677					
54	B-727-100C/QC	90				90					
55	L-1011	367				367					
56	*DC-8-61	112				112					
57	*DC-8-63F	135				135					
58	DHC-6	1175				1175					
59	S03-30	1098				1098					
60	SC-7	532				532					
61	DC-9-10	108		108							
62	PA-31/34/39	173		173							
63	SWEAR-METRO	2158		2158							
64	F-28-4000/600	89		89							
65	ALL TYPES	19197		19211	19389	19078	98.39				
66	UTICA/ROME (ONEIDA COUNTY)	UR---DOMESTIC	PA-31/34/39	616		620					
67			SWEAR-METRO	2395		2397					
68			F-28-4000/600	60		60					
69			ALL TYPES	3071		3077	3124	2963	94.84		
70	WATFRTOWN (WATFRTOWN MUNICIPAL)	ND---DOMESTIC	DHC-6	1167		1167					
71			S03-30	203		203					
72			SC-7	87		87					
73			ALL TYPES	1457		1457	1614	1457	90.27		
74	WHITE PLAINS (WESTCHESTER COUNTY)	AK---DOMESTIC	BH-99	205		205					
75			ALL TYPES	205		205	324	205	63.27		
76			ND---DOMESTIC	S03-30	DHC-6	476		476			
77					DHC-6	126		126			
78	SC-7	196				196					
79	ALL TYPES	798				798	839	798	95.11		
80	QH---DOMESTIC	B-737-100/200	ALL TYPES	612		613					
81			ALL TYPES	612		613	620	610	98.38		
82	UR---DOMESTIC	PA-31/34/39	SWEAR-METRO	34		34					
83			SWEAR-METRO	181		181					
84			ALL TYPES	215		215	238	225	94.53		
85			COMMUNITY TOTAL	DOMESTIC	BH-99	205		205			
86	S03-30	476		476							
87	DHC-6	126		126							
88	SC-7	196		196							
89	B-737-100/200	612		613							
90	PA-31/34/39	34		34							
91	SWEAR-METRO	181		181							
92	ALL TYPES	1830		1831	2021	1838	90.94				

TABLE 7
 AIRCRAFT DEPARTURES SCHEDULED AND AIRCRAFT DEPARTURES PERFORMED,
 BY TYPE OF OPERATION, BY AIRCRAFT TYPE, BY COMMUNITY, AND BY CARRIER
 12 MONTHS ENDED DECEMBER 31, 1980

Line No.	Area, state or country Community (Airport name)	Carrier and type of operation	Type of aircraft	Total departures performed			Departures scheduled	Scheduled departures completed	
				Scheduled service	Nonscheduled service	All services		Number	Percent of departures scheduled
1	2	3	4	5	6	7	8	9	
1	NORTH CAROLINA								
4	ASHEVILLE (ASHEVILLE MUNI)	PI---DOMESTIC	YS-11 B-737-100/200 B-727-100 ALL TYPES	1809 4322 17 6148	6	1809 4328 17 6154	6293	6117	97.20
10	CHARLOTTE (DOUGLAS MUNI)	AK---DOMESTIC	N-262 F-28-4000/600 ALL TYPES	249 187 436		249 187 436	813	436	53.62
14		DL---DOMESTIC	DC-9-30 B-727-200 DC-8-50 L-1011 ALL TYPES	833 1447 5 2 2287		833 1447 5 2 2287	2303	2281	99.04
20		EA---DOMESTIC	DC-9-30 DC-9-50 A-300B B-727-100 B-727-100C/QC B-727-200 L-1011 ALL TYPES	9431 2812 522 2662 1771 1870 14 19082		9431 2812 522 2662 1771 1870 14 19082	19289	18995	98.47
29		FT---DOMESTIC	*DC-8-61 *DC-8-63F ALL TYPES	105 144 249		105 144 249	248	244	98.38
34		PI---DOMESTIC	YS-11 B-737-100/200 B-727-100 ALL TYPES	1777 6057 1414 9248	9 4 8 21	1786 6061 1422 9269	9377	9232	98.45
38		UA---DOMESTIC	B-727-100 B-727-200 DC-8-61 ALL TYPES	606 323 22 929	22	606 323 22 951	925	915	98.91
43	COMMUNITY TOTAL	DOMESTIC	N-262 F-28-4000/600 DC-9-30 B-727-200 DC-8-50 L-1011 DC-9-50 A-300B B-727-100 B-727-100C/QC *DC-8-61 *DC-8-63F YS-11 B-737-100/200 DC-8-61 ALL TYPES	249 187 10264 3640 5 16 2812 522 4682 1771 105 144 1777 6057 32231		249 187 10264 3640 5 16 2812 522 4690 1771 105 144 1786 6061 32276	32955	32103	97.41
61	FAYETTEVILLE (FAYETTEVILLE MUNI/GRANNIS FLD)	PI---DOMESTIC	YS-11 B-737-100/200 B-727-100 ALL TYPES	408 4648 35 5491	5	808 4653 35 5496	5569	5470	98.22
66	GREENSBORO/HIGH PT/WINSTN (GREENSBORO-HIGH PT-WINSTN REG.)	AK---DOMESTIC	BH-99 N-262 F-28-4000/600 ALL TYPES	1 122 210 333		1 122 210 333	708	333	47.03
72		DL---DOMESTIC	DC-9-30 B-727-200 DC-8-50 ALL TYPES	2135 728 2 2865	1	2135 728 3 2866	2884	2856	99.02
76		EA---DOMESTIC	DC-9-30 DC-9-50 B-727-100 B-727-100C/QC B-727-200 ALL TYPES	3439 1246 323 178 1280 6466		3439 1246 323 178 1280 6466	6537	6426	98.30
84		PI---DOMESTIC	YS-11 B-737-100/200 B-727-100 ALL TYPES	263 5658 1632 7553	2 21 2 25	265 5679 1634 7578	7630	7536	98.76
88		UA---DOMESTIC	B-727-100 B-727-200 B-737-100/200 DC-8-61 ALL TYPES	425 416 1 1 842	13 13	425 416 1 13 855	841	832	98.92
94	AIRPORT TOTAL	DOMESTIC	BH-99 N-262 F-28-4000/600 DC-9-30 B-727-200 DC-8-50 DC-9-50 B-727-100 B-727-100C/QC YS-11 B-737-100/200 DC-8-61 ALL TYPES	1 122 210 5574 2424 2 1246 2380 178 263 5659 13 18059		1 122 210 5574 2424 3 1246 2382 178 265 5680 13 18098	18600	17983	96.68
107	(SMITH-REYNOLDS	PI---DOMESTIC	YS-11 B-737-100/200 B-727-100	1206 1572 358	41 191 100	1247 1763 458			
112			282						

TABLE 7
AIRCRAFT DEPARTURES SCHEDULED AND AIRCRAFT DEPARTURES PERFORMED,
BY TYPE OF OPERATION, BY AIRCRAFT TYPE, BY COMMUNITY, AND BY CARRIER
12 MONTHS ENDED DECEMBER 31, 1980

Line No.	Area, state or country Community (Airport name)	Carrier and Type of operation	Type of aircraft	Total departures performed			Departures scheduled	Scheduled departures completed	
				Scheduled service	Nonscheduled service	All services		Number	Percent of departures scheduled
1	2	3	4	5	6	7	8	9	
1	SMITH-REYNOLDS	PI---DOMESTIC	(CONT.)						
2			ALL TYPES	3136	332	3468	3153	3089	97.97
3	COMMUNITY TOTAL BY CARRIER	AK---DOMESTIC	BH-99	1		1			
4			N-262	122		122			
5			F-28-4000/600	210		210			
6			ALL TYPES	333		333	708	333	47.03
7		DL---DOMESTIC	DC-9-30	2135		2135			
8			B-727-200	728		728			
9			DC-8-50	2	1	3			
10			ALL TYPES	2865	1	2866	2884	2856	99.02
11		EA---DOMESTIC	DC-9-30	3439		3439			
12			DC-9-50	1246		1246			
13			B-727-100	323		323			
14			B-727-100C/QC	178		178			
15			B-727-200	1280		1280			
16			ALL TYPES	6466		6466	6537	6426	98.30
17		PI---DOMESTIC	YS-11	1469	43	1512			
18			B-737-100/200	7230	212	7442			
19			B-727-100	1990	102	2092			
20			ALL TYPES	10689	357	11046	10783	10625	98.53
21		UA---DOMESTIC	B-737-100/200	1		1			
22			B-727-100	425		425			
23			B-727-200	416		416			
24			DC-8-61		13	13			
25			ALL TYPES	842	13	855	841	832	98.92
26	COMMUNITY TOTAL	DOMESTIC	BH-99	1		1			
27			N-262	122		122			
28			F-28-4000/600	210		210			
29			DC-9-30	5574		5574			
30			B-727-200	2424		2424			
31			DC-8-50	2	1	3			
32			DC-9-50	1246		1246			
33			B-727-100	2738	102	2840			
34			B-727-100C/QC	178		178			
35			YS-11	1469	43	1512			
36			B-737-100/200	7231	212	7443			
37			DC-8-61		13	13			
38			ALL TYPES	21195	371	21566	21753	21072	96.86
39	HICKORY (HICKORY MUNI)	PI---DOMESTIC	YS-11	901	2	903			
40			ALL TYPES	901	2	903	966	900	93.16
41	JACKSONVILLE/CAMP LEJEUNE (ALBERT J. ELLIS)	PI---DOMESTIC	YS-11	269		269			
42			B-737-100/200	1629	2	1631			
43			B-727-100	1		1			
44			ALL TYPES	1899	2	1901	1940	1895	97.66
45	KINSTON (STALLINGS FIELD)	PI---DOMESTIC	YS-11	953		953			
46			B-737-100/200	1771	8	1779			
47			B-727-100	2		2			
48			ALL TYPES	2726	8	2734	2828	2712	95.89
49	NEW BERNMOREHEAD CTY/BEAUFORT (SIMPSONS HOTT)	AK---DOMESTIC	N-262	98		98			
50			ALL TYPES	98		98	205	98	47.80
51		VL---DOMESTIC	PA-31/34/39	348		348			
52			EMBRAER	698		698			
53			ALL TYPES	1046		1046	1019	1004	98.52
54	COMMUNITY TOTAL	DOMESTIC	N-262	98		98			
55			PA-31/34/39	348		348			
56			EMBRAER	698		698			
57			ALL TYPES	1144		1144	1224	1102	90.03
58	RALEIGH/DURHAM (RALEIGH-DURHAM)	AK---DOMESTIC	N-262	648		648			
59			F-28-6000/600	278		278			
60			BH-99	21		21			
61			ALL TYPES	947		947	1241	947	76.30
62		AL---DOMESTIC	BAC-111-200	361		361			
63			DC-9-30	374		374			
64			B-727-100	254		254			
65			B-727-200	1		1			
66			ALL TYPES	990		990	1002	985	98.30
67		DL---DOMESTIC	DC-9-30	2009	3	2012			
68			B-727-200	1567		1567			
69			DC-8-50	6		6			
70			ALL TYPES	3582	3	3585	3604	3569	99.02
71		EA---DOMESTIC	DC-9-30	2881		2881			
72			DC-9-50	1725		1725			
73			A-300B	465		465			
74			B-727-100	1083		1083			
75			B-727-100C/QC	543		543			
76			B-727-200	1238		1238			
77			L-1011	9	1	10			
78			EURO AIRBUS 3	1		1			
79			ALL TYPES	7945	1	7946	8021	7892	98.39
80		PI---DOMESTIC	YS-11	467	8	475			
81			B-737-100/200	2685	39	2724			
82			B-727-100	1451	21	1472			
83			ALL TYPES	4603	68	4671	4674	4590	98.20
84		UA---DOMESTIC	B-727-100	817	1	818			
85			B-727-200	142		142			
86			DC-8-61		10	10			
87			ALL TYPES	959	11	970	968	954	98.55
88		VL---DOMESTIC	PA-31/34/39	231		231			
89			283						

TABLE 7
 AIRCRAFT DEPARTURES SCHEDULED AND AIRCRAFT DEPARTURES PERFORMED,
 BY TYPE OF OPERATION, BY AIRCRAFT TYPE, BY COMMUNITY, AND BY CARRIER
 12 MONTHS ENDED DECEMBER 31, 1980

Line No.	Area, state or country Community (Airport name)	Carrier and type of operation	Type of aircraft	Total departures performed			Departures scheduled	Scheduled departures completed	
				Scheduled service	Nonscheduled service	All services		Number	Percent of departures scheduled
1	2	3	4	5	6	7	8	9	
1	RAL FIGH-DURHAM	VL---DOMESTIC	(CONT.)						
2			EMBRAER	903		903			
3			ALL TYPES	1134		1134	1140	1107	97.10
4	COMMUNITY TOTAL	DCMESTIC	N-262	648		648			
5			F-28-4000/600	278		278			
6			9M-99	21		21			
7			BAC-111-200	361		361			
8			DC-9-30	5264	3	5267			
9			B-727-100	3605	22	3627			
10			B-727-200	2948		2948			
11			DC-8-50	6		6			
12			DC-9-50	1725		1725			
13			A-300B	465		465			
14			B-727-100C/QC	543		543			
15			L-1011	9	1	10			
16			EURO AIRBUS 3	1		1			
17			YS-11	467	8	475			
18			B-737-100/200	2685	39	2724			
19			DC-8-41	10	10	10			
20			PA-31/34/39	231		231			
21			EMBRAER	903		903			
22			ALL TYPES	20160	83	20243	20650	20044	97.06
23									
24	ROCKY MOUNT	PI---DOMESTIC	YS-11	217		217			
25	(ROCKY MOUNT-WILSON)		ALL TYPES	217		217	240	217	90.41
26									
27	SD. PINES/P INHRST/ABERDEEN	VL---DOMESTIC	EMBRAER	152		152			
28	(PINHURST-SOUTHERN PINES)		ALL TYPES	152		152	64	64	100.00
29									
30	WILMINGTON	PI---DOMESTIC	YS-11	1158		1158			
31	(NEW MANOVER COUNTY)		B-737-100/200	2888		2888			
32			B-727-100	15		15			
33			ALL TYPES	4061		4061	4133	4050	97.99
34									
35	NORTH DAKOTA								
36									
37									
38									
39									
40									
41									
42	RISWARCK/NANDAN	FL---DOMESTIC	DHC-6	273		273			
43	(RISWARCK MUNI)		B-737-100/200	1780		1780			
44			ALL TYPES	2053		2053	2083	2046	98.22
45									
46		GQ---DOMESTIC	C-402/402A	81		81			
47			SWEAR-METRO	310		310			
48			HANDLY PAGE	136		136			
49			ALL TYPES	527		527	597	527	88.27
50									
51		NW---DOMESTIC	B-727-100	136		136			
52			B-727-200	2028		2028			
53			ALL TYPES	2164		2164	2195	2162	98.49
54									
55		RC---DOMESTIC	CV-580	1422		1422			
56			DC-9-30	39		39			
57			DC-9-50	957	3	960			
58			DC-9-10	1		1			
59			ALL TYPES	2419	3	2422	2452	2395	97.67
60									
61		ZW---DOMESTIC	SWEAR-METRO	587		587			
62			ALL TYPES	587		587	648	587	90.58
63									
64	COMMUNITY TOTAL	DOMESTIC	DHC-6	273		273			
65			B-737-100/200	1780		1780			
66			C-402/402A	81		81			
67			SWEAR-METRO	897		897			
68			HANDLY PAGE	136		136			
69			B-727-100	136		136			
70			B-727-200	2028		2028			
71			CV-580	1422		1422			
72			DC-9-30	39		39			
73			DC-9-50	957	3	960			
74			DC-9-10	1		1			
75			ALL TYPES	7750	3	7753	7975	7717	96.76
76									
77	DEVILS LAKE	RC---DOMESTIC	CV-580	1410		1410			
78	(DEVILS LAKE MUNI)		ALL TYPES	1410		1410	1448	1405	97.03
79									
80									
81	DICKINSON	GQ---DOMESTIC	C-402/402A	19		19			
82	(DICKINSON)		SWEAR-METRO	277		277			
83			HANDLY PAGE	91		91			
84			ALL TYPES	387		387	435	387	88.96
85									
86									
87	FARGO/MOORHEAD	FL---DOMESTIC	B-737-100/200	1074		1074			
88	(HECTOR FIELD)		ALL TYPES	1074		1074	1094	1072	97.98
89									
90		NW---DOMESTIC	B-727-100	134		134			
91			B-727-200	2046		2046			
92			DC-10-40	3		3			
93			B-747	3	6	6			
94			ALL TYPES	2183	6	2189	2194	2169	98.86
95									
96		RC---DOMESTIC	CV-580	702	1	703			
97			DC-9-30	326	2	328			
98			DC-9-50	1895	2	1897			
99			DC-9-10	4		4			
100			ALL TYPES	2927	5	2932	2984	2910	97.52
101									
102	COMMUNITY TOTAL	DOMESTIC	B-737-100/200	1074		1074			
103			B-727-100	134		134			
104			B-727-200	2046		2046			
105			DC-10-40	3		3			
106			B-747	3	6	6			
107			CV-580	702	1	703			
108			DC-9-30	326	2	328			
109			DC-9-50	1895	2	1897			
110			DC-9-10	4		4			
111			ALL TYPES	2183	6	2189			
112									

TABLE 7
 AIRCRAFT DEPARTURES SCHEDULED AND AIRCRAFT DEPARTURES PERFORMED,
 BY TYPE OF OPERATION, BY AIRCRAFT TYPE, BY COMMUNITY, AND BY CARRIER

12 MONTHS ENDED DECEMBER 31, 1980

L i n e No.	Area, state or country Community (Airport name)	Carrier and type of operation	Type of aircraft	Total departures performed			Departures scheduled	Scheduled departures completed	
				Scheduled service	Nonscheduled service	All services		Number	Percent of departures scheduled
				4	5	6			
1	COMMUNITY TOTAL	DOMESTIC	(CONT.)						
2			ALL TYPES	6184	11	6195	6272	6151	98.07
4	GRAND FORKS (GRAND FORKS INTERNATIONAL)	FL---DOMESTIC	B-737-100/200 ALL TYPES	719 719		719 719	731	718	98.22
7		NW---DOMESTIC	B-727-100 B-727-200 ALL TYPES	42 1046 1088		42 1046 1088	1098	1084	98.72
10		RC---DOMESTIC	CV-580 DC-9-30 DC-9-50 DC-9-10 ALL TYPES	717 108 1652 2 2479	5 3	717 113 1655 2 2487	2519	2467	98.28
17	COMMUNITY TOTAL	DOMESTIC	B-737-100/200 B-727-100 B-727-200 CV-580 DC-9-30 DC-9-50 DC-9-10 ALL TYPES	719 42 1046 717 108 1652 2 4286		719 42 1046 717 113 1655 2 4294	4339	4269	98.38
28	JAMESTOWN (JAMESTOWN MUNI)	ZW---DOMESTIC	SWEAR-METRO ALL TYPES	1471 1471		1471 1471	1573	1471	93.51
31	MINTT (MINTT INTERNATIONAL)	FL---DOMESTIC	DHC-6 B-737-100/200 ALL TYPES	145 987 1132		145 987 1132	1149	1126	97.99
35		RC---DOMESTIC	DC-9-30 DC-9-50 DC-9-10 ALL TYPES	24 711 1 736	12	24 723 1 748	740	731	98.78
40	COMMUNITY TOTAL	DOMESTIC	DHC-6 B-737-100/200 DC-9-30 DC-9-50 DC-9-10 ALL TYPES	145 987 24 711 1 1868	12	145 987 24 723 1 1880	1889	1857	98.30
47	WILLISTON (SLOULIN FIELD INTERNATIONAL)	FL---DOMESTIC	DHC-6 ALL TYPES	811 811		811 811	851	811	95.29
51		GO---DOMESTIC	C-402/402A SWEAR-METRO HANDLY PAGE ALL TYPES	239 585 273 1097		239 585 273 1097	1182	1097	92.80
56	COMMUNITY TOTAL	DOMESTIC	DHC-6 C-402/402A SWEAR-METRO HANDLY PAGE ALL TYPES	811 239 585 273 1908		811 239 585 273 1908	2033	1908	93.85
62	OHIO								
66	AKRON/CANTON (AKRON-CANTON)	AL---DOMESTIC	BAC-111-200 DC-9-30 B-727-100 ALL TYPES	626 47 1 674	3	626 50 1 677	676	669	98.96
70		KC---DOMESTIC	EMBRAER ALL TYPES	564 564		564 564	569	564	99.12
74		UA---DOMESTIC	B-737-100/200 B-727-100 B-727-200 DC-8-61 ALL TYPES	1390 700 525 2 2615	6 2 2 10	1390 706 527 2 2625	2634	2593	98.44
80	COMMUNITY TOTAL	DOMESTIC	BAC-111-200 DC-9-30 B-727-100 EMBRAER B-737-100/200 B-727-200 DC-8-61 ALL TYPES	626 47 701 564 1390 525 2 3859	3 6	626 50 707 564 1390 527 2 3866	3879	3826	98.63
89	CINCINNATI (GREATER CINCINNATI)	AA---DOMESTIC	B-727-100 B-727-200 B-707-100B B-707-300B B-707-300C *B-707-300C ALL TYPES	1794 2923 145 7 15 154 5038		1794 2923 145 7 15 154 5038	5086	5024	98.78
97		AL---DOMESTIC	BAC-111-200 DC-9-30 B-727-100 ALL TYPES	2238 2184 23 4445	5	2238 2189 24 4451	4488	4434	98.79
100		DL---DOMESTIC	DC-9-30 B-727-200 L-1011 DC-8-50 DC-8-61 ALL TYPES	4632 5755 455 36 194 11072	4	4636 5755 455 36 194 11076	11090	11044	99.58
108		PT---DOMESTIC	*DC-8-61 *DC-8-63F	116 132		116 132			

TABLE 7
AIRCRAFT DEPARTURES SCHEDULED AND AIRCRAFT DEPARTURES PERFORMED,
BY TYPE OF OPERATION, BY AIRCRAFT TYPE, BY COMMUNITY, AND BY CARRIER
12 MONTHS ENDED DECEMBER 31, 1980

Line No.	Area, state or country Community (Airport name)	Carrier and type of operation	Type of aircraft	Total departures performed			Departures scheduled	Scheduled departures completed	
				Scheduled service	Non-scheduled service	All services		Number	Percent of departures scheduled
	1	2	3	4	5	6	7	8	9
1	GREATER CINCINNATI	FT---DOMESTIC	(CONF.)						
2			*B-747			1	1		
3		ALL TYPES		248	1	249	248	240	96.77
4		FW---DOMESTIC	CV-600	671	2	673			
5			ALL TYPES	671	2	673	688	671	97.52
6		PI---DOMESTIC	YS-11	952		952			
7			B-737-100/200	613	21	634			
8			B-727-100	240	11	251			
9			ALL TYPES	1805	32	1837	1820	1793	98.51
10		RC---DOMESTIC	DC-9-30	1423	6	1429			
11			DC-9-50	304	1	305			
12			CV-580		1	1			
13			DC-9-10	307		307			
14		ALL TYPES	2034	8	2042	2051	2025	98.73	
15		TW---DOMESTIC	B-727-100	717		717			
16			B-727-100C/QC	186		186			
17			B-727-200	1259		1259			
18			B-707-100B	1221		1221			
19			B-707-300B	230		230			
20			B-707-300C	11		11			
21			ALL TYPES	3624		3624	3631	3614	99.53
22		COMMUNITY TOTAL	DOMESTIC						
23			B-727-100	2774	12	2786			
24			B-727-200	9937		9937			
25			B-707-100B	1366		1366			
26			B-707-300B	237		237			
27		B-707-300C	26		26				
28		*B-707-300C	154		154				
29		BAC-111-200	2238		2238				
30		DC-9-30	8239	15	8254				
31		L-1011	455		455				
32		DC-8-50	36		36				
33		DC-8-61	194		194				
34		*DC-8-61	116		116				
35		*DC-8-63F	132		132				
36		*B-747		1	1				
37		CV-600	671	2	673				
38		YS-11	952		952				
39		B-737-100/200	613	21	634				
40		DC-9-50	304	1	305				
41		CV-580		1	1				
42		DC-9-10	307		307				
43		B-727-100C/QC	186		186				
44		ALL TYPES	28937	53	28990	29102	28845	99.11	
45	CLEVELAND (BURKE LAKEFRONT)	FW---DOMESTIC	CV-600	2294	8	2302			
46			ALL TYPES	2294	8	2302	2343	2294	97.90
47	AIRPORT TOTAL	DOMESTIC	DC-9-30	116		116			
48			ALL TYPES	116		116	116	116	100.00
49	HOPKINS INTERNATIONAL	AA---DOMESTIC	CV-600	2294	8	2302			
50			DC-9-30	116		116			
51		ALL TYPES	2410	8	2418	2459	2410	98.00	
52		AL---DOMESTIC	B-727-100	1958		1958			
53			B-727-200	2482		2482			
54			DC-10-10	84		84			
55			B-707-100B	1794		1794			
56			B-707-300B	95		95			
57			B-707-300C	191	2	193			
58			*B-707-300C	251		251			
59			ALL TYPES	6855	2	6857	6886	6849	99.46
60		DL---DOMESTIC	BAC-111-200	2562		2562			
61	DC-9-30		3258	61	3319				
62	B-727-100		313	1	314				
63	ALL TYPES	6133	62	6195	6188	6115	98.82		
64	BN---DOMESTIC	B-727-100	4		4				
65		B-727-100C/QC	94		94				
66		B-727-200	320	3	323				
67		DC-8-62	1		1				
68	ALL TYPES	418	4	422	423	418	98.81		
69	OL---DOMESTIC	DC-9-30	2255	2	2257				
70		B-727-200	1592	2	1594				
71		DC-8-50	1		1				
72		ALL TYPES	3848	4	3852	3873	3847	99.32	
73	EA---DOMESTIC	DC-9-30	2317		2317				
74		DC-9-50	413		413				
75		B-727-100	200		200				
76		B-727-100C/QC	182		182				
77		B-727-200	605	1	606				
78		A-300B	1		1				
79	ALL TYPES	3718	1	3719	3734	3709	99.33		
80	EA---INTERNATIONAL	B-727-200	85		85				
81		ALL TYPES	85		85	90	85	94.44	
82	EA---TCTAL	DC-9-30	2317		2317				
83		DC-9-50	413		413				
84		B-727-100	200		200				
85		B-727-100C/QC	182		182				
86		B-727-200	690	1	691				
87		A-300B	1		1				
88	ALL TYPES	3803	1	3804	3824	3794	99.21		
89	FT---DOMESTIC	*DC-8-61	155		155				
90		*DC-8-63F	200	1	201				
91	ALL TYPES	355	1	356	351	337	94.01		
92	FW---DOMESTIC	CV-600	217	1	218				
93		ALL TYPES	217	1	218	219	217	99.08	
94	PL---DOMESTIC	DC-9-30	223		223				

TABLE 7
AIRCRAFT DEPARTURES SCHEDULED AND AIRCRAFT DEPARTURES PERFORMED,
BY TYPE OF OPERATION, BY AIRCRAFT TYPE, BY COMMUNITY, AND BY CARRIER
 12 MONTHS ENDED DECEMBER 31, 1980

Line No.	Area, state or country Community (Airport name)	Carrier and type of operation	Type of aircraft	Total departures performed			Departures scheduled	Scheduled departures completed			
				Scheduled service	Non-scheduled service	All services		Number	Percent of departures scheduled		
	1	2	3	4	5	6	7	8	9		
1	MOPKINS INTERNATIONAL	ML---DOMESTIC	(CONT.)								
2			OC-9-15F	317		317					
3			ALL TYPES	540		540	553	540	97.64		
4		NW---DOMESTIC	B-727-100	852		852					
5			B-727-200	4945	6	4951					
6			DC-10-40	578		578					
7			B-747	1		1					
8		ALL TYPES	6376	6	6382	6486	6387	98.16			
9		RC---DOMESTIC	CV-580	91		91					
10			DC-9-10	1102	2	1104					
11			DC-9-30	172		172					
12			DC-9-50	850	3	853					
13			ALL TYPES	2215	5	2220	2258	2207	97.74		
14		TW---DOMESTIC	DC-9-10	24		24					
15			B-727-100	160		160					
16			B-727-100C/QC	42		42					
17			B-727-200	20	1	21					
18			B-707-100B	597		597					
19			B-707-300B	168		168					
20			B-707-300C	7		7					
21		ALL TYPES	1019	1	1019	1017	1008	99.11			
22		UA---DOMESTIC	B-737-100/200	8963	1	8964					
23			B-727-100	4086	22	4108					
24			B-727-200	5890	7	5897					
25			DC-10-10	1835		1835					
26			B-747	3		3					
27			DC-8-50	13		13					
28			*OC-8-50F	336		336					
29		DC-8-61	79	30	109						
30		DC-8-62	8		8						
31		ALL TYPES	21213	60	21273	21385	21137	98.84			
32		ZW---DOMESTIC	SWEAR-METRO	1932		1932					
33			DASH-7	671		671					
34			ALL TYPES	2603		2603	2656	2600	97.89		
35		AIRPORT TOTAL	DCMESTIC	B-727-100	7573	23	7596				
36				B-727-200	15854	20	15874				
37				DC-10-10	1919		1919				
38				B-707-100B	2391		2391				
39				B-707-300B	263		263				
40				B-707-300C	198	2	200				
41	*B-707-300C			251		251					
42	BAC-111-200			2562		2562					
43	DC-9-30			8225	63	8288					
44	B-727-100C/QC			318		318					
45	DC-8-62		8	1	9						
46	DC-8-50		14		14						
47	DC-9-50		1263	3	1266						
48	A-300B		1		1						
49	*DC-8-61		155		155						
50	*DC-8-63F		200	1	201						
51	CV-600		217	1	218						
52	DC-9-15F		317		317						
53	DC-10-40		578		578						
54	B-747		4		4						
55	CV-580		91		91						
56	DC-9-10		1126	2	1128						
57	B-737-100/200		8963	1	8964						
58	*OC-8-50F		336		336						
59	DC-8-61		79	30	109						
60	SWEAR-METRO		1932		1932						
61	DASH-7		671		671						
62	ALL TYPES		55509	147	55656	56029	55351	98.78			
63	INTERNATIONAL		B-727-200	85		85					
64			ALL TYPES	85		85	90	85	94.44		
65	TOTAL		DCMESTIC	B-727-100	7573	23	7596				
66				B-727-200	15939	20	15959				
67				DC-10-10	1919		1919				
68				B-707-100B	2391		2391				
69				B-707-300B	263		263				
70				B-707-300C	198	2	200				
71				*B-707-300C	251		251				
72				BAC-111-200	2562		2562				
73				DC-9-30	8225	63	8288				
74				B-727-100C/QC	318		318				
75		DC-8-62	8	1	9						
76		DC-8-50	14		14						
77		DC-9-50	1263	3	1266						
78		A-300B	1		1						
79		*DC-8-61	155		155						
80		*DC-8-63F	200	1	201						
81		CV-600	217	1	218						
82		DC-9-15F	317		317						
83		DC-10-40	578		578						
84		B-747	4		4						
85		CV-580	91		91						
86		DC-9-10	1126	2	1128						
87		B-737-100/200	8963	1	8964						
88		*OC-8-50F	336		336						
89		DC-8-61	79	30	109						
90		SWEAR-METRO	1932		1932						
91		DASH-7	671		671						
92		ALL TYPES	55594	147	55741	56119	55436	98.78			
93		COMMUNITY TOTAL BY CARRIER	AA---DOMESTIC	B-727-100	1958		1958				
94				B-727-200	2482		2482				
95				DC-10-10	84		84				
96				B-707-100B	1794		1794				
97				B-707-300B	95		95				
98				B-707-300C	191	2	193				
99				*B-707-300C	251		251				
100				ALL TYPES	6855	2	6857	6886	6849	99.46	
101				AL---DOMESTIC	BAC-111-200	2562		2562			
102					DC-9-30	3258	61	3319			
103				267							

TABLE 7
AIRCRAFT DEPARTURES SCHEDULED AND AIRCRAFT DEPARTURES PERFORMED,
BY TYPE OF OPERATION, BY AIRCRAFT TYPE, BY COMMUNITY, AND BY CARRIER
12 MONTHS ENDED DECEMBER 31, 1980

Line No.	Area, state or country Community (Airport name)	Carrier and type of operation	Type of aircraft	Total departures performed			Departures scheduled	Scheduled departures completed	
				Scheduled service	Non-scheduled service	All services		Number	Percent of departures scheduled
1	2	3	4	5	6	7	8	9	
1	COMMUNITY TOTAL	(CCENT.)							
2		TOTAL	CV-600	2511	9	2520			
3			DC-9-30	8341	63	8404			
4			B-727-100	7573	23	7596			
5			B-727-200	15939	20	15959			
6			DC-10-10	1919		1919			
7			B-707-100B	2391		2391			
8			B-707-300B	263		263			
9			B-707-300C	198	2	200			
10			B-707-300C	251		251			
11			BAC-111-200	2562		2562			
12			B-727-100C/QC	318		318			
13			DC-8-62	8	1	9			
14			DC-8-50	14		14			
15			DC-9-50	1263	3	1266			
16			A-300B	1		1			
17			B-737-100/200	155		155			
18			B-737-100/200	200	1	201			
19			DC-9-15F	317		317			
20			DC-10-40	578		578			
21			B-747	4		4			
22			CV-580	91		91			
23			DC-9-10	1126	2	1128			
24			B-737-100/200	8963	1	8964			
25			B-737-100/200	336		336			
26			DC-8-61	79	30	109			
27			SWEAR-METRO	1932		1932			
28			DASH-7	671		671			
29			ALL TYPES	58304	155	58459	58578	57846	98.75
30									
31	COLUMBUS								
32	(PORT COLUMBUS INTERNATIONAL)	AA---DOMESTIC	B-727-100	774		774			
33			B-727-200	1026	4	1030			
34			B-707-100B	27		27			
35			B-707-300B	1		1			
36			B-707-300C	1		2			
37			ALL TYPES	1830	4	1834	1825	1820	99.72
38									
39		AL---DOMESTIC	RAC-111-200	1850		1850			
40			DC-9-30	1810	33	1843			
41			B-727-100	253		253			
42			ALL TYPES	3913	33	3946	3932	3898	99.13
43									
44		CH---DOMESTIC	G-159	63	16	79			
45			ALL TYPES	63	16	79	65	63	96.92
46									
47		DL---DOMESTIC	DC-9-30	1500		1500			
48			B-727-200	3102		3102			
49			DC-8-50	8		8			
50			DC-8-61	17		17			
51			ALL TYPES	4627		4627	4646	4620	99.44
52									
53		EA---DOMESTIC	DC-9-30	953		953			
54			DC-9-50	363		363			
55			B-727-100	254		254			
56			B-727-100C/QC	141		141			
57			B-727-200	6		6			
58			ALL TYPES	1714		1714	1726	1707	98.89
59									
60		FW---DOMESTIC	CV-600	960	7	967			
61			ALL TYPES	960	7	967	977	960	98.25
62									
63		RC---DOMESTIC	CV-580	2	4	6			
64			DC-9-30	806	5	811			
65			DC-9-50	88		88			
66			DC-9-10	64	1	65			
67			ALL TYPES	960	10	970	972	952	97.94
68									
69		TW---DOMESTIC	DC-9-10	108		108			
70			B-727-100	1730		1730			
71			B-727-100C/QC	532		532			
72			B-727-200	3895		3895			
73			L-1011	235		235			
74			B-707-100B	1248		1248			
75			B-707-300B	331		331			
76			B-707-300C	19		19			
77			ALL TYPES	8098		8098	8116	8055	99.24
78									
79		UA---DOMESTIC	B-737-100/200	982		982			
80			B-727-100	311	5	316			
81			B-727-200	343	4	347			
82			DC-10-10	3		3			
83			B-747	1		1			
84			DC-8-61	14	35	49			
85			DC-8-62	1		1			
86			ALL TYPES	1651	48	1699	1648	1635	99.21
87									
88	COMMUNITY TOTAL	DOMESTIC	B-727-100	3322	5	3327			
89			B-727-200	8372	8	8380			
90			B-707-100B	1275		1275			
91			B-707-300B	332		332			
92			B-707-300C	21		21			
93			BAC-111-200	1850		1850			
94			DC-9-30	5069	38	5107			
95			G-159	63	16	79			
96			DC-8-50	8		8			
97			DC-8-61	31	35	66			
98			DC-9-50	448		448			
99			B-727-100C/QC	673		673			
100			CV-600	960	7	967			
101			CV-580	2	4	6			
102			DC-9-10	172	1	173			
103			L-1011	235		235			
104			B-737-100/200	982		982			
105			DC-10-10		3	3			
106			B-747	1		1			
107			DC-8-62	1		1			
108			ALL TYPES	23816	118	23934	23907	23710	99.17
109									
110		AA---DOMESTIC	B-727-100	447		447			
111			B-727-200	971		971			

TABLE 7
AIRCRAFT DEPARTURES SCHEDULED AND AIRCRAFT DEPARTURES PERFORMED,
BY TYPE OF OPERATION, BY AIRCRAFT TYPE, BY COMMUNITY, AND BY CARRIER
12 MONTHS ENDED DECEMBER 31, 1980

Line No.	Area, state or country Community (Airport name)	Carrier and type of operation	Type of aircraft	Total departures performed			Departures scheduled	Scheduled departures completed		
				Scheduled service	Non-scheduled service	All services		Number	Percent of departures scheduled	
	1	2	3	4	5	6	7	8	9	
1	JAMES M COX DAYTON MUNI	AA---DOMESTIC	(CONT.)							
2			B-707-100B	13		13				
3			B-707-300C	3		3				
4			B-707-300B	1		1				
5			ALL TYPES	1435		1435		1437	1434	99.79
6		AL---DOMESTIC	BAC-111-200	2311		2311				
7			DC-9-30	1355	10	1365				
8			B-727-100		3	3				
9			ALL TYPES	3666	13	3679		3719	3655	98.27
10			DL---DOMESTIC	DC-9-30	1271		1271			
11		B-727-700		3666		3666				
12		DC-B-50		10		10				
13		DC-B-61		8		8				
14		ALL TYPES		4955		4955		4979	4945	99.31
15		FN---DOMESTIC	CV-600	574		574				
16			ALL TYPES	574		574		590	574	97.28
17		RC---DOMESTIC	DC-9-30	1157	2	1159				
18			DC-9-50	666		666				
19			DC-9-10	127		127				
20			CV-580	1		1				
21			ALL TYPES	1951	2	1953		1978	1945	98.33
22		TW---DOMESTIC	DC-9-10	170		170				
23			B-727-100	893		893				
24			B-727-100C/QC	272		272				
25			B-727-200	2768		2768				
26			B-707-100B	1054		1054				
27			B-707-300B	398		398				
28			B-707-300C	19		19				
29			L-1011	98		98				
30			ALL TYPES	5672		5672		5711	5650	98.93
31			UA---DOMESTIC	B-737-100/200	1177		1177			
32		B-727-100		307		309				
33		DC-B-61		1	4	5				
34		DC-B-62		2		2				
35		B-727-200		169	8	177				
36		*DC-B-50F		1		1				
37		ALL TYPES		1657	14	1671		1665	1647	98.91
38		COMMUNITY TOTAL		DOMESTIC	B-727-100	1647	5	1652		
39					B-727-200	7574		7582		
40					B-707-100B	1067		1067		
41			B-707-300C		22		22			
42			B-707-300B		399		399			
43			BAC-111-200		2311		2311			
44			DC-9-30		3783	12	3795			
45	DC-B-50		10			10				
46	DC-B-61		9		4	13				
47	CV-600		574			574				
48	DC-9-50		666			666				
49	DC-9-10		297			297				
50	CV-580		1			1				
51	B-727-100C/QC		272			272				
52	L-1011		98			98				
53	B-737-100/200	1177		1177						
54	DC-B-62	2		2						
55	*DC-B-50F	1		1						
56	ALL TYPES	19910	29	19939		20079	19850	98.85		
57	TOLSON (TOLSON EXPRESS)	AL---DOMESTIC	BAC-111-200	272		272				
58			DC-9-30	343		343				
59			B-727-100	27		27				
60			ALL TYPES	642		642		647	641	99.07
61			DL---DOMESTIC	B-727-200	1489		1489			
62	DC-B-50	1			1					
63	DC-9-30	215			215					
64	ALL TYPES	1705			1705		1711	1705	99.64	
65	EA---DOMESTIC	DC-9-30		117		117				
66		DC-9-50	120		120					
67		ALL TYPES	237		237		242	236	97.52	
68	FL---DOMESTIC	B-737-100/200	677		677					
69		ALL TYPES	677		677		679	677	99.70	
70	QH---DOMESTIC	B-737-100/200	324	26	350					
71		DC-9-10	62		60					
72		ALL TYPES	384	26	410		398	383	96.71	
73	TW---DOMESTIC	DC-9-10	36		36					
74		B-727-100	37		37					
75		B-727-100C/QC	20		20					
76		B-727-200	27		27					
77		ALL TYPES	120		120		122	117	95.90	
78	UA---DOMESTIC	B-737-100/200	1068		1068					
79		B-727-100	741	5	746					
80		B-727-200	228		228					
81		DC-B-61	5		5					
82		ALL TYPES	2037	10	2047		2046	2023	98.87	
83	ZW---DOMESTIC	SWEAR-METRO	2247		2247					
84		DASH-7	520		520					
85		ALL TYPES	2767		2767		2843	2767	97.32	
86		COMMUNITY TOTAL	DOMESTIC	BAC-111-200	272		272			
87	DC-9-30			675		675				
88	B-727-100			805	5	810				
89	B-727-200			1744		1744				
90	DC-B-50			1		1				
91	DC-9-50			120		120				
92	B-737-100/200			2069	26	2095				
93	DC-9-10			96		96				
94	B-727-100C/QC			20		20				
95	DC-B-61			5		5				
96		260								

TABLE 7
 AIRCRAFT DEPARTURES SCHEDULED AND AIRCRAFT DEPARTURES PERFORMED,
 BY TYPE OF OPERATION, BY AIRCRAFT TYPE, BY COMMUNITY, AND BY CARRIER

12 MONTHS ENDED DECEMBER 31, 1980

Line No.	Area, state or country Community (Airport name)	Carrier and type of operation	Type of aircraft	Total departures performed			Departures scheduled	Scheduled departures completed	
				Scheduled service	Nonscheduled service	All services		Number	Percent of departures scheduled
1	2	3	4	5	6	7	8	9	
1	COMMUNITY TOTAL	DOMESTIC	(CONT.)						
2			SWEAR-METRO	2247		2247			
3			DASH-7	520		520			
4			ALL TYPES	8569	36	8605	8686	8549	98.42
5									
6	YOUNGSTOWN (YOUNGSTOWN MUNI)	UA---DOMESTIC	B-737-100/200	1186		1186			
7			B-727-100	321	3	324			
8			B-727-200	489	1	490			
9			DC-8-61						
10			ALL TYPES	1996	8	2004	2015	1980	98.26
11									
12	OKLAHOMA								
13									
14									
15									
16	FNID (FNID WOODRING MUNI)	ZV---DOMESTIC	SWEAR-METRO	1111		1111			
17			ALL TYPES	1111		1111	1243	1110	89.30
18									
19									
20	LAWTON/FORT SILL (LAWTON MUNI)	FL---DOMESTIC	CV-580	1518		1518			
21			B-737-100/200	639		639			
22			ALL TYPES	2157		2157	2209	2153	97.46
23									
24									
25	MCALISTER (MC ALESTER MUNI)	FL---DOMESTIC	CV-580	334		334			
26			ALL TYPES	334		334	367	334	91.00
27									
28									
29	OKLAHOMA CITY (WILL ROGERS WORLD)	AA---DOMESTIC	B-727-100	583		583			
30			B-727-200	1980		1980			
31			B-707-100B	289		289			
32			B-707-300B	46		46			
33			B-707-300C	67	2	69			
34			DC-10-10	1		1			
35			ALL TYPES	2966	2	2968	2976	2965	99.63
36									
37									
38		BN---DOMESTIC	B-727-100	455	1	456			
39			B-727-100C/QC	966	2	968			
40			B-727-200	4545	3	4548			
41			B-747	1		1			
42			*B-727-100C/QC	1		1			
43			ALL TYPES	5968	6	5974	5991	5948	99.28
44									
45		CG---DOMESTIC	B-727-100	403		403			
46			B-727-200	1155		1155			
47			ALL TYPES	1558		1558	1567	1551	98.97
48									
49		FL---DOMESTIC	CV-580	806		806			
50			B-737-100/200	2042		2042			
51			ALL TYPES	2848		2848	2894	2845	98.30
52									
53		TI---DOMESTIC	DC-9-10	469	1	470			
54			DC-9-30	436	85	521			
55			ALL TYPES	905	86	991	928	904	97.41
56									
57		TW---DOMESTIC	B-727-100	549		549			
58			B-727-100C/QC	144		144			
59			B-727-200	1929		1929			
60			B-707-100B	732		732			
61			B-707-300B	15		15			
62			B-707-300C	6		6			
63			ALL TYPES	3375		3375	3385	3362	99.32
64									
65		WN---DOMESTIC	B-737-100/200	1693	4	1697			
66			ALL TYPES	1693	4	1697	1696	1693	99.82
67									
68		ZV---DOMESTIC	SWEAR-METRO	1133		1133			
69			ALL TYPES	1133		1133	1294	1132	87.48
70	COMMUNITY TOTAL	DOMESTIC							
71			B-727-100	1990	1	1991			
72			B-727-200	9609	3	9612			
73			B-707-100A	1021		1021			
74			B-707-300B	61		61			
75			B-707-300C	73	2	75			
76			DC-10-10	1		1			
77			B-727-100C/QC	1110	2	1112			
78			B-747	1		1			
79			*B-727-100C/QC	1		1			
80			CV-580	806		806			
81			B-737-100/200	3735	4	3739			
82			DC-9-10	469	1	470			
83			DC-9-30	436	85	521			
84			SWEAR-METRO	1133		1133			
85			ALL TYPES	20446	98	20544	20731	20400	98.40
86									
87	PONCA CITY (PONCA CITY MUNI)	ZV---DOMESTIC	SWEAR-METRO	1071		1071			
88			ALL TYPES	1071		1071	1243	1069	86.00
89									
90	TULSA (TULSA INTL)	AA---DOMESTIC	B-727-100	808		808			
91			B-727-200	1573		1573			
92			DC-10-10	6		6			
93			B-707-100B	534	1	535			
94			B-707-300B	47	1	48			
95			B-707-300C	87		87			
96			*B-707-300C	4		4			
97			ALL TYPES	3059	2	3061	3083	3055	99.09
98									
99		BN---DOMESTIC	B-727-100	247		247			
100			B-727-100C/QC	712		712			
101			*B-727-100C/QC	1		1			
102			B-727-200	3252		3252			
103			ALL TYPES	4212		4212	4254	4191	98.51
104									
105		CG---DOMESTIC	B-727-100	477		477			
106			B-727-200	1751		1751			
107			ALL TYPES	2228		2228	2199	2187	99.45
108									
109		DL---DOMESTIC	DC-9-30	1300		1300			
110			B-727-200	6		6			
111									
112									

**TABLE 7
AIRCRAFT DEPARTURES SCHEDULED AND AIRCRAFT DEPARTURES PERFORMED,
BY TYPE OF OPERATION, BY AIRCRAFT TYPE, BY COMMUNITY, AND BY CARRIER**

12 MONTHS ENDED DECEMBER 31, 1980

Line No.	Area, state or country Community (Airport name)	Carrier and type of operation	Type of aircraft	Total departures performed			Departures scheduled	Scheduled departures completed	
				Scheduled service	Non-scheduled service	All services		Number	Percent of departures scheduled
1	2	3	4	5	6	7	8	9	
1	TULSA INTL	DL---DOMESTIC	(CDMT-)						
2			DC-8-50	1		1			
3			ALL TYPES	1307		1307	1306	1303	99.77
4		FL---DOMESTIC	CV-580	31		31			
5			B-737-100/200	1792		1792			
6			ALL TYPES	1823		1823	1834	1817	99.07
7		OZ---DOMESTIC	DC-9-10	198		198			
8			DC-9-30	1249	9	1258			
9			ALL TYPES	1407	9	1416	1516	1406	92.74
10		T1---DOMESTIC	DC-9-10	647		647			
11			DC-9-30	118	4	122			
12			ALL TYPES	765	4	769	809	761	94.06
13		TW---DOMESTIC	B-727-100	168		168			
14			B-727-100C/QC	41		41			
15			B-727-200	1307		1307			
16			B-707-100B	436		436			
17			B-707-300B	10		10			
18			ALL TYPES	1962		1962	1957	1947	99.48
19		WN---DOMESTIC	B-737-100/200	1857		1857			
20			ALL TYPES	1857		1857	1861	1857	99.78
21		ZV---DOMESTIC	SWEAR-METRO	861		861			
22			ALL TYPES	861		861	949	860	90.62
23		COMMUNITY TOTAL	DOMESTIC						
24		B-727-100	1700		1700				
25		B-727-200	7889		7889				
26		DC-10-10	6		6				
27		B-707-100B	970		971				
28		B-707-300B	57	1	58				
29		B-707-300C	87		87				
30		*B-707-300C	4		4				
31		B-727-100C/QC	753		753				
32		*B-727-100C/QC	1		1				
33		DC-9-30	2667	13	2680				
34		DC-8-50	1		1				
35		CV-580	31		31				
36		B-737-100/200	3649		3649				
37		DC-9-10	805		805				
38		SWEAR-METRO	861		861				
39		ALL TYPES	19481	15	19496	19768	19384	98.05	
40	OREGON								
41	ASTORIA/SEASIDE (CLATSOP COUNTY)	CZ---DOMESTIC	BH-99	234		234			
42			EMBRAER	2		2			
43			ALL TYPES	236		236	285	236	82.80
44	RENO/REDMOND (ROBERTS FIELD)	RW---DOMESTIC	DC-9-30	1388		1388			
45			DC-9-10	1		1			
46			ALL TYPES	1389		1389	1398	1209	86.48
47	EUGENE (MAHON SWEET FIELD)	FL---DOMESTIC	B-737-100/200	641		641			
48			ALL TYPES	641		641	683	641	93.85
49			RW---DOMESTIC	DC-9-10	965		965		
50		DC-9-30	3559	2	3561				
51		B-727-100	4	2	6				
52		ALL TYPES	4524	4	4528	4520	4156	91.94	
53	UA---DOMESTIC	B-737-100/200	1232		1232				
54		B-727-100	196	10	206				
55		B-727-200	4	4	8				
56		ALL TYPES	1432	14	1446	1448	1422	98.20	
57	COMMUNITY TOTAL	DOMESTIC							
58		B-737-100/200	1873		1873				
59		DC-9-10	965		965				
60		DC-9-30	3559	2	3561				
61		B-727-100	196	12	208				
62		B-727-200	4	4	8				
63		ALL TYPES	6597	18	6615	6651	6219	93.50	
64	KLAMATH FALLS (KINGSLEY FIELD)	RW---DOMESTIC	DC-9-10	3		3			
65			DC-9-30	1297		1297			
66			ALL TYPES	1300		1300	1397	1170	83.75
67	UA---DOMESTIC	B-737-100/200	12		12				
68		B-727-100	1	1	2				
69		B-727-200	2	2	4				
70		ALL TYPES	12	3	15	9	9	100.00	
71	COMMUNITY TOTAL	DOMESTIC							
72		DC-9-10	3		3				
73		DC-9-30	1297		1297				
74		B-737-100/200	12		12				
75		B-727-100	1	1	2				
76		B-727-200	2	2	4				
77		ALL TYPES	1312	3	1315	1406	1179	83.85	
78	MEDFORD (MEDFORD-JACKSON COUNTY)	UA---DOMESTIC	B-737-100/200	1238		1238			
79			B-727-100	5	4	9			
80			B-727-200	1	1	2			
81			ALL TYPES	1243	5	1248	1268	1240	97.79
82	PENDLETON (PENDLETON MUNI)	UA---DOMESTIC	B-727-100	133		134			
83			B-727-200	353		353			
84			B-737-100/200	229		225			
85			ALL TYPES	711	1	712	726	707	97.38
86	PORTLAND (PORTLAND INTERNATIONAL)	AS---DOMESTIC	B-727-100	552		559			
87			B-727-200	258	5	263			
88			262						

TABLE 7
 AIRCRAFT DEPARTURES SCHEDULED AND AIRCRAFT DEPARTURES PERFORMED,
 BY TYPE OF OPERATION, BY AIRCRAFT TYPE, BY COMMUNITY, AND BY CARRIER

12 MONTHS ENDED DECEMBER 31, 1980

Line No.	Area, state or country Community (Airport name)	Carrier and type of operation	Type of aircraft	Total departures performed			Departures scheduled	Scheduled departures completed		
				Scheduled service	Non-scheduled service	All services		Number	Percent of departures scheduled	
	1	2	3	4	5	6	7	8	9	
1	PORTLAND INTERNATIONAL	AS---DOMESTIC	(CONT.) ALL TYPES	810	12	822	871	799	91.73	
2		BN---DOMESTIC	B-727-100	61		61				
3			B-727-100C/QC	234		234				
4			B-727-200	443		443				
5			B-747	1	1	1				
6			ALL TYPES	738	1	739	749	735	98.13	
7		CO---DOMESTIC	B-727-100	1197		1197				
8			B-727-200	2209		2209				
9			ALL TYPES	3406		3406	3550	3405	95.91	
10		CZ---DOMESTIC	BH-99	1500		1500				
11			EMBRAER	126		126	1760	1626	92.38	
12			ALL TYPES	1626		1626				
13		DL---DOMESTIC	B-727-200	413		413				
14			L-1011	298		298				
15			ALL TYPES	711		711	734	709	96.59	
16		EA---DOMESTIC	B-727-100	239		239				
17			B-727-100C/QC	207		207				
18			B-727-200	630		630				
19			L-1011	482		482				
20			A-300B	227		227	1825	1777	97.36	
21		FT---DOMESTIC	*DC-8-61	104		104				
22			*DC-8-63F	141		141				
23			ALL TYPES	245		245	252	232	92.06	
24		NW---DOMESTIC	B-727-100	946		946				
25			B-727-200	2588		2588				
26			DC-10-40	356		356				
27			B-747	11		11	4064	3880	95.47	
28		DC---DOMESTIC	B-737-100/200	1799	1	1800				
29			ALL TYPES	1759	1	1800	1850	1786	96.54	
30		RM---DOMESTIC	DC-9-10	622		622				
31			DC-9-30	284		284				
32			B-727-200	1		1				
33			ALL TYPES	908		908	888	817	92.00	
34		UA---DOMESTIC	B-737-100/200	1136		1136				
35			B-727-100	5297	10	5307				
36			B-727-200	5089	7	5096				
37			DC-10-10	1003		1003				
38			DC-8-50	7		7				
39			*DC-8-50F	274		274				
40			DC-8-61	996	16	1012				
41		DC-8-62	24	1	25	14094	13763	97.65		
42		WA---DOMESTIC	B-737-100/200	189		189				
43			B-727-200	4743	2	4745				
44			DC-10-10	4		4				
45			ALL TYPES	4936	2	4938	5037	4923	97.73	
46		WE---DOMESTIC	B-737-200C	26		26				
47			ALL TYPES	26		26	26	26	100.00	
48		COMMUNITY TOTAL	DOMESTIC	B-727-100	8293	17	8310			
49			B-727-200	16374	14	16388				
50			B-727-100C/QC	441		441				
51			B-747	11	1	12				
52			BH-99	1500		1500				
53			EMBRAER	126		126				
54			L-1011	780		780				
55			A-300B	227		227				
56			*DC-8-61	104		104				
57			*DC-8-63F	141		141				
58			DC-10-40	356		356				
59			B-737-100/200	3124	1	3125				
60			DC-9-10	622		622				
61			DC-9-30	284		284				
62	DC-10-10		1007		1007					
63	DC-8-50		7		7					
64	*DC-8-50F		274		274					
65	DC-8-61		996	16	1012					
66	DC-8-62		24	1	25					
67	B-737-200C		26		26					
68	ALL TYPES		34717	50	34767	35700	34478	96.57		
69	SALEM (MCNARY FLD)	UA---DOMESTIC	B-737-100/200	77		77				
70		ALL TYPES	77		77	80	76	95.00		
71	PENNSYLVANIA	AK---DOMESTIC	BH-99	1692		1692				
72			ALL TYPES	1692		1692	2603	1692	65.00	
73			AL---DOMESTIC	BAC-111-200	947		947			
74				DC-9-30	1189	1	1190			
75				B-727-100	105		105			
76				B-727-200	1		1			
77			ALL TYPES	2242	1	2243	2275	2230	98.02	
78			EA---DOMESTIC	DC-9-30	343		343			
79				B-727-100	8		8			
80				B-727-200	938		938			
81				DC-9-50	189		189			
82				B-727-100C/QC	1		1	1483	1472	99.25
83			ALL TYPES	1479		1479				
84	UA---DOMESTIC	B-737-100/200	196		196					
85			260							

TABLE 7
AIRCRAFT DEPARTURES SCHEDULED AND AIRCRAFT DEPARTURES PERFORMED,
BY TYPE OF OPERATION, BY AIRCRAFT TYPE, BY COMMUNITY, AND BY CARRIER
12 MONTHS ENDED DECEMBER 31, 1980

Line No.	Area, state or country Community (Airport name)	Carrier and type of operation	Type of aircraft	Total departures performed			Departures scheduled	Scheduled departures completed			
				Scheduled service	Non-scheduled service	All services		Number	Percent of departures scheduled		
	1	2	3	4	5	6	7	8	9		
1	ALLENTOWN-BETHLEHEM-EASTON	UA---DOMESTIC	(CONT.)								
2			B-727-100	40	2	42					
3			B-727-200	682	1	682					
4			DC-8-61		1	1					
5			ALL TYPES	918	3	921	919	914	99.45		
6											
7			COMMUNITY TOTAL	DOMESTIC	BH-99	1692		1692			
8					BAC-111-200	947		947			
9					DC-9-30	1532	1	1533			
10					B-727-100	153	2	155			
11					B-727-200	1621		1621			
12					DC-9-50	189		189			
13					B-727-100C/QC	1		1			
14					B-737-100/200	196		196			
15					DC-8-61		1	1			
16					ALL TYPES	6331	4	6335	7280	6308	86.64
17											
18	ERIE (ERIE INTL)	AL---DOMESTIC	BAC-111-200	74		74					
19			DC-9-30	2360	4	2364					
20			B-727-100	262	2	264					
21			ALL TYPES	2696	6	2702	2766	2688	97.18		
22											
23	HARRISBURG/YORK (HARRISBURG INTERNATIONAL)	AK---DOMESTIC	BH-99	273		273					
24			ALL TYPES	273		273	515	261	50.67		
25											
26											
27											
28											
29											
30											
31											
32											
33											
34											
35											
36											
37											
38											
39											
40											
41											
42	COMMUNITY TOTAL	DOMESTIC	BH-99	273		273					
43			BAC-111-200	363		363					
44			DC-9-30	2322	4	2326					
45			B-727-100	445	1	446					
46			B-727-200	750		750					
47			DC-9-10	1		1					
48			B-727-100C/QC	30		30					
49			B-707-100B	214		214					
50			B-707-300B	6		6					
51			B-707-300C	2		2					
52			ALL TYPES	4406	5	4411	4641	4351	93.75		
53											
54	PHILADELPHIA/CAMDEN (INTERNATIONAL)	AA---DOMESTIC	B-727-100	347		347					
55			B-727-200	832		832					
56			DC-10-10	1		1					
57			B-707-100B	416		416					
58			B-707-300B	147	16	163					
59			B-707-300C	255	61	316					
60			*B-707-300C	413		413					
61			ALL TYPES	2411	77	2488	2433	2406	98.89		
62											
63											
64											
65											
66											
67											
68											
69											
70											
71											
72											
73											
74											
75											
76											
77											
78											
79											
80											
81											
82											
83											
84											
85											
86											
87											
88											
89											
90											
91											
92											
93											
94											
95											
96											
97											
98											
99											
100											
101											
102											
103											
104											
105											
106											
107											
108											
109											
110											
111											
112											

TABLE 7
 AIRCRAFT DEPARTURES SCHEDULED AND AIRCRAFT DEPARTURES PERFORMED,
 BY TYPE OF OPERATION, BY AIRCRAFT TYPE, BY COMMUNITY, AND BY CARRIER
 12 MONTHS ENDED DECEMBER 31, 1980

Line No.	Area, state or country Community (Airport name)	Carrier and type of operation	Type of aircraft	Total departures performed			Departures scheduled	Scheduled departures completed	
				Scheduled service	Nonscheduled service	All services		Number	Percent of departures scheduled
1	2	3	4	5	6	7	8	9	
1	INTERNATIONAL	EA---INTERNATIONAL	(CONT.)						
2			B-727-200	218		218			
3			L-1011	358		358			
4			ALL TYPES	700		700	710	698	98.30
5		EA---TOTAL	DC-9-30	3153		3153			
6			DC-9-30	1093		1093			
7			A-300B	175		175			
8			B-727-100	2298		2298			
9			B-727-100C/QC	1194		1194			
10			B-727-200	4381		4381			
11			L-1011	1723		1723			
12			EURO AIRBUS 3	21		21			
13			ALL TYPES	14038		14038	14120	13960	98.86
14		FI---DOMESTIC	#DC-8-61	178		178			
15			#DC-8-63F	276		276			
16			#B-747	1		1			
17			ALL TYPES	455		455	449	439	97.77
18		NC---DOMESTIC	PA-23-250	2		2			
19			PA-31/34/39	460	120	580			
20			EMBRAER	5		5			
21			ALL TYPES	467	123	590	495	467	94.34
22		NW---DOMESTIC	B-727-100	251	1	252			
23			B-727-200	2576		2576			
24			DC-10-40	785		785			
25			ALL TYPES	3612	1	3613	3662	3607	98.49
26		DL---DOMESTIC	DC-9-10	97	2	99			
27			DC-9-30	186	20	206			
28			ALL TYPES	283	22	305	306	283	92.48
29		QH---DOMESTIC	B-737-100/200	173	55	228			
30			DC-10-10	1		1			
31			ALL TYPES	174	55	229	173	164	94.79
32		RC---DOMESTIC	DC-9-30	612	2	614			
33			DC-9-50	19		19			
34			DC-9-10	32		32			
35			ALL TYPES	663	2	665	665	658	98.94
36		TH---DOMESTIC	DC-9-10	137		137			
37			B-727-100	617		617			
38			B-727-100C/QC	191		191			
39			B-727-200	1317		1317			
40			L-1011	980		980			
41			B-707-100B	2031	2	2033			
42			B-707-300B	1074		1074			
43			B-707-300C	82		82			
44			ALL TYPES	6429	2	6431	6449	6403	99.28
45		TH---INTERNATIONAL	B-707-300B	54		54			
46			L-1011	47		47			
47			ALL TYPES	101		101	102	99	97.05
48		TH---TOTAL	DC-9-10	137		137			
49			B-727-100	617		617			
50			B-727-100C/QC	191		191			
51			B-727-200	1317		1317			
52			L-1011	1027		1027			
53			B-707-100B	2031	2	2033			
54			B-707-300B	1128		1128			
55			B-707-300C	82		82			
56			ALL TYPES	6530	2	6532	6551	6502	99.25
57		UA---DOMESTIC	B-737-100/200	988		988			
58			B-727-100	302	22	324			
59			B-727-200	1352	14	1366			
60			DC-10-10	1820		1820			
61			B-747	107		107			
62			DC-8-50	7	1	8			
63			DC-8-61	450	84	534			
64			DC-8-62	36		36			
65			ALL TYPES	5062	121	5183	5086	5044	99.17
66	COMMUNITY TOTAL	DOMESTIC	B-727-100	6017	46	6063			
67			B-727-200	17455	24	17479			
68			DC-10-10	1822		1822			
69			B-707-100B	2447	2	2449			
70			B-707-300B	1221	16	1237			
71			B-707-300C	337	61	398			
72			#B-707-300C	413		413			
73			BH-99	2838		2838			
74			N-262	1724		1724			
75			F-28-4000/600	335		335			
76			BAC-111-200	3617		3617			
77			DC-9-30	15084	99	15183			
78			B-727-100C/QC	1523		1523			
79			L-1011	2666		2666			
80			DC-8-50	31	1	32			
81			DC-8-61	844	84	928			
82			DC-9-50	1112		1112			
83			A-300B	175		175			
84			EURO AIRBUS 3	21		21			
85			#DC-8-61	178		178			
86			#DC-8-63F	276		276			
87			#B-747	1		1			
88			PA-23-250	2		2			
89			PA-31/34/39	460	120	580			
90			EMBRAER	5		5			
91			DC-10-40	785		785			
92			DC-9-10	264	2	266			
93			B-737-100/200	1161	55	1216			
94			B-747	107		107			
95			DC-8-62	36		36			
96			ALL TYPES	62959	513	63472	65938	62755	95.17
97		INTERNATIONAL	B-707-300B	87		87			
98			B-707-300C	60	3	63			
99			B-727-100	69		69			
100			266						

TABLE 7
AIRCRAFT DEPARTURES SCHEDULED AND AIRCRAFT DEPARTURES PERFORMED,
BY TYPE OF OPERATION, BY AIRCRAFT TYPE, BY COMMUNITY, AND BY CARRIER
12 MONTHS ENDED DECEMBER 31, 1980

Line No.	Area, state or country Community (Airport name)	Carrier and type of operation	Type of aircraft	Total departures performed			Departures scheduled	Scheduled departures completed	
				Scheduled service	Nonscheduled service	All services		Number	Percent of departures scheduled
1	2	3	4	5	6	7	8	9	
1	COMMUNITY TOTAL	DOMESTIC	(CONT.)						
2			L-1011	1008		1008			
3			BH-99	805		805			
4			EMBRAER	1967		1967			
5			B-737-100/200	1702	19	1721			
6			YS-11		1	1			
7			DC-9-10	403		403			
8			DC-8-50	2	3	5			
9			*DC-8-50F	7		7			
10			DC-8-61	12	55	67			
11			DC-8-62	2		2			
12			DC-10-10	5		5			
13			B-747	1		1			
14			SMEAR-METRO	1153		1153			
15			ALL TYPES	95602	307	95909	96266	95347	99.04
16									
17	SCRANTON/WILKES BARRE								
18	(WILKES-BARRE-SCRANTON)	AK---DOMESTIC	BH-99	393		393			
19			ALL TYPES	393		393	594	393	66.16
20									
21		AL---DOMESTIC	BAC-111-200	491		491			
22			DC-9-30	1189		1189			
23			B-727-100	5		5			
24			B-727-200	1		1			
25			ALL TYPES	1686		1686	1712	1678	98.01
26									
27		EA---DOMESTIC	B-727-100	125		125			
28			B-727-200	884		884			
29			B-727-100C/QC	79		79			
30			DC-9-30	1		1			
31			DC-9-50	1		1			
32			ALL TYPES	1090		1090	1097	1083	98.72
33									
34	COMMUNITY TOTAL	DOMESTIC	BH-99	393		393			
35			BAC-111-200	491		491			
36			DC-9-30	1190		1190			
37			B-727-100	130		130			
38			B-727-200	885		885			
39			B-727-100C/QC	79		79			
40			DC-9-50	1		1			
41			ALL TYPES	3169		3169	3403	3154	92.68
42									
43	RHODE ISLAND								
44									
45									
46	PRVIDENCE								
47	(THOMPSON FRANCIS GREEN STATE)	AL---DOMESTIC	BAC-111-200	1110		1110			
48			DC-9-30	3415	3	3418			
49			B-727-100	119		119			
50			ALL TYPES	4644	3	4647	4678	4627	98.90
51									
52		EA---DOMESTIC	DC-9-30	315		315			
53			B-727-100	780		780			
54			B-727-100C/QC	364		364			
55			B-727-200	1644	1	1645			
56			ALL TYPES	3103	1	3104	3116	3085	99.00
57									
58		NE---DOMESTIC	FH-227	604	1	605			
59			DMC-6	22		22			
60			CV-580	6	1	7			
61			ALL TYPES	632	2	634	659	630	95.59
62									
63		TM---DOMESTIC	DC-9-10	112		112			
64			B-727-100	19		19			
65			B-727-200	228		228			
66			B-727-100C/QC	5		5			
67			ALL TYPES	364		364	362	361	99.72
68									
69		UA---DOMESTIC	B-737-100/200	8		8			
70			B-727-100	301	4	305			
71			B-727-200	477		477			
72			ALL TYPES	786	4	790	788	784	99.49
73									
74	COMMUNITY TOTAL	DOMESTIC	BAC-111-200	1110		1110			
75			DC-9-30	3730	3	3733			
76			B-727-100	1219	4	1223			
77			B-727-100C/QC	369		369			
78			B-727-200	2349	1	2350			
79			FH-227	604	1	605			
80			DMC-6	22		22			
81			CV-580	6	1	7			
82			DC-9-10	112		112			
83			B-737-100/200	8		8			
84			ALL TYPES	9529	10	9539	9603	9487	98.79
85									
86	SOUTH CAROLINA								
87									
88									
89	CHARLESTON								
90	(CHARLESTON AFB/MUNI)	DL---DOMESTIC	DC-9-30	413		413			
91			B-727-200	2348		2348			
92			DC-8-50	63		63			
93			DC-8-61	556		556			
94			ALL TYPES	3380		3380	3395	3374	99.38
95									
96		EA---DOMESTIC	DC-9-30	2190		2190			
97			DC-9-50	398		398			
98			B-727-100	267		267			
99			B-727-100C/QC	115		115			
100			B-727-200	39		39			
101			L-1011	1		1			
102			ALL TYPES	3010		3010	3026	2986	98.67
103									
104		EA---INTERNATIONAL	B-727-200	2		2			
105			ALL TYPES	2		2			
106									
107		EA---TOTAL	DC-9-30	2190		2190			
108			DC-9-50	398		398			
109			B-727-100	267		267			
110			B-727-100C/QC	115		115			
111			B-727-200	41		41			
112			L-1011	1		1			

TABLE 7
AIRCRAFT DEPARTURES SCHEDULED AND AIRCRAFT DEPARTURES PERFORMED,
BY TYPE OF OPERATION, BY AIRCRAFT TYPE, BY COMMUNITY, AND BY CARRIER
12 MONTHS ENDED DECEMBER 31, 1980

L 1 0 No.	Area, state or country Community (Airport name)	Carrier and type of operation	Type of aircraft	Total departures performed			Departures scheduled	Scheduled departures completed	
				Scheduled service	Nonscheduled service	All services		Number	Percent of departures scheduled
	1	2	3	4	5	6	7	8	9
1	CHARLESTON AFB/MUNI	EA---TOTAL	(CONT.)						
2			ALL TYPES	3012		3012	3026	2986	98.67
3		PA---DOMESTIC	B-727-100	347		347			
4			B-727-200	37	1	38			
5			ALL TYPES	384	1	385	388	377	97.16
6		PI---DOMESTIC	B-737-100/200	1465	12	1477			
7			B-727-100		1	1			
8			ALL TYPES	1465	13	1478	1476	1464	99.18
9		COMMUNITY TOTAL	DOMESTIC	DC-9-30	2603		2603		
10				B-727-200	2424	1	2425		
11			DC-8-50	63		63			
12			DC-8-61	556		556			
13			DC-9-50	398		398			
14			B-727-100	614	1	615			
15			B-727-100C/QC	115		115			
16			L-1011	1		1			
17			B-737-100/200	1465	12	1477			
18			ALL TYPES	8239	14	8253	8205	8201	98.98
19		INTERNATIONAL	B-727-200	2		2			
20			ALL TYPES	2		2			
21		TOTAL	DC-9-30	2603		2603			
22			B-727-200	2424	1	2425			
23			DC-8-50	63		63			
24			DC-8-61	556		556			
25			DC-9-50	398		398			
26			B-727-100	614	1	615			
27			B-727-100C/QC	115		115			
28			L-1011	1		1			
29			B-737-100/200	1465	12	1477			
30			ALL TYPES	8241	14	8255	8205	8201	98.98
31	COLUMBIA (COLUMBIA METROPOLITAN)	DL---DOMESTIC	DC-9-30	1115		1115			
32			B-727-200	2359		2359			
33			L-1011	250		250			
34			DC-8-50	25		25			
35			DC-8-61	441		441			
36			ALL TYPES	4190		4190	4225	4175	98.81
37		EA---DOMESTIC	DC-9-30	2073		2073			
38			DC-9-50	374		374			
39			B-727-100	465		465			
40			B-727-100C/QC	380		380			
41		B-727-200	351		351				
42		ALL TYPES	3643		3643	3630	3567	98.26	
43	PI---DOMESTIC	B-737-100/200	431		431				
44		B-727-100	2		2				
45		ALL TYPES	433		433	435	427	98.16	
46	COMMUNITY TOTAL	DOMESTIC	DC-9-30	3188		3188			
47			B-727-200	2710		2710			
48			L-1011	250		250			
49			DC-8-50	25		25			
50			DC-8-61	441		441			
51			DC-9-50	374		374			
52			B-727-100	467		467			
53			B-727-100C/QC	380		380			
54			B-737-100/200	431		431			
55			ALL TYPES	8266		8266	8290	8169	98.54
56	FLORENCE (FLORENCE MUNI)	PI---DOMESTIC	B-737-100/200	1417		1417			
57			B-727-100	3	3	6			
58			YS-11	1		1			
59			ALL TYPES	1421	3	1424	1449	1411	97.37
60	GREENVILLE/SPARTANBURG (GREENVILLE-SPARTANBURG)	EA---DOMESTIC	DC-9-30	1582		1582			
61			DC-9-50	958		958			
62			B-727-100	402		402			
63			B-727-100C/QC	217		217			
64			B-727-200	955		955			
65			ALL TYPES	4114		4114	4099	4051	98.82
66	RC---DOMESTIC	DC-9-10	666		666				
67		DC-9-30	535		535				
68		DC-9-50	502		502				
69		CV-580	1		1				
70		ALL TYPES	1704		1704	1743	1694	97.18	
71	COMMUNITY TOTAL	DOMESTIC	DC-9-30	2117		2117			
72			DC-9-50	1460		1460			
73			B-727-100	402		402			
74			B-727-100C/QC	217		217			
75			B-727-200	955		955			
76			DC-9-10	666		666			
77			CV-580	1		1			
78			ALL TYPES	5818		5818	5842	5745	98.33
79	MYRTLE BEACH (MYRTLE BEACH AFB)	PI---DOMESTIC	B-737-100/200	3092		3092			
80			YS-11	179		179			
81			ALL TYPES	3271		3271	3327	3260	97.98
82	SOUTH DAKOTA								
83	ABERDEEN (ABERDEEN MUNI)	RC---DOMESTIC	CV-580	2028		2028			
84			DC-9-30	26		26			
85			DC-9-50	648		648			
86			DC-9-10	61		61			
87			ALL TYPES	2763		2763	2792	2738	98.06
88	ABERDEEN (ABERDEEN MUNI)	RC---DOMESTIC	CV-580	1348		1348			

TABLE 7
AIRCRAFT DEPARTURES SCHEDULED AND AIRCRAFT DEPARTURES PERFORMED,
BY TYPE OF OPERATION, BY AIRCRAFT TYPE, BY COMMUNITY, AND BY CARRIER
12 MONTHS ENDED DECEMBER 31, 1980

L i n e No.	Aer. state or country Community (Airport name)	Carrier and type of operation	Type of aircraft	Total departures performed			Departures scheduled	Scheduled departures completed	
				Scheduled service	Non-scheduled service	All services		Number	Percent of departures scheduled
	1	2	3	4	5	6	7	8	9
1	BROOKINGS MUNI	RC---DOMESTIC	(CONT.)						
2			ALL TYPES	1348		1348	1422	1346	94.65
3									
4	MURON	RC---DOMESTIC	CV-580	1074		1074			
5	(M W HOWES MUNI)		ALL TYPES	1074		1074	1092	1062	97.25
6									
7									
8	MITCHELL	RC---DOMESTIC	CV-580	1411		1411			
9	(MITCHELL MUNI)		ALL TYPES	1411		1411	1452	1408	96.96
10									
11									
12	PIERRE	RC---DOMESTIC	CV-580	601		601			
13	(PIERRE MUNI)		DC-9-30	26		26			
14			DC-9-50	648		648			
15			DC-9-10	61		61			
16			ALL TYPES	1336		1336	1344	1331	99.03
17									
18		WA---DOMESTIC	B-737-100/200	1431		1431			
19			ALL TYPES	1431		1431	1462	1431	97.87
20									
21	COMMUNITY TOTAL	DOMESTIC	CV-580	601		601			
22			DC-9-30	26		26			
23			DC-9-50	648		648			
24			DC-9-10	61		61			
25			B-737-100/200	1431		1431			
26			ALL TYPES	2767		2767	2806	2762	96.43
27									
28									
29	RAPID CITY	FL---DOMESTIC	B-737-100/200	2567		2567			
30	(RAPID CITY REGIONAL)		ALL TYPES	2567		2567	2595	2559	98.61
31									
32		RC---DOMESTIC	CV-580	301		301			
33			DC-9-30	13		13			
34			DC-9-50	327		327			
35			DC-9-10	30		30			
36			ALL TYPES	671		671	672	668	99.40
37									
38		WA---DOMESTIC	B-737-100/200	2159		2159			
39			B-727-200	3		3			
40			ALL TYPES	2162		2162	2194	2157	98.31
41									
42	COMMUNITY TOTAL	DOMESTIC	B-737-100/200	4726		4726			
43			CV-580	301		301			
44			DC-9-30	13		13			
45			DC-9-50	327		327			
46			DC-9-10	30		30			
47			B-727-200	3		3			
48			ALL TYPES	5400		5400	5461	5384	96.59
49									
50									
51	SIOUX FALLS	CZ---DOMESTIC	DC-9-10	428		428			
52	(JOE FOSS FIELD)		DC-9-30	1717	15	1732			
53			ALL TYPES	2145	15	2160	2330	2142	91.93
54									
55		RC---DOMESTIC	CV-580	5869		5869			
56			DC-9-30	5	4	9			
57			DC-9-50	27		27			
58			ALL TYPES	5901	4	5905	5987	5804	96.94
59									
60		WA---DOMESTIC	B-737-100/200	1582		1582			
61			B-727-200	1359		1359			
62			DC-10-10	1		1			
63			ALL TYPES	2942		2942	2979	2924	98.15
64									
65	COMMUNITY TOTAL	DOMESTIC	DC-9-10	428		428			
66			DC-9-30	1722	19	1741			
67			CV-580	5869		5869			
68			DC-9-50	27		27			
69			B-737-100/200	1582		1582			
70			B-727-200	1359		1359			
71			DC-10-10	1		1			
72			ALL TYPES	10988	19	11007	11296	10870	96.22
73									
74									
75	WATERTOWN	RC---DOMESTIC	CV-580	1968		1968			
76	(WATERTOWN MUNICIPAL)		DC-9-30	26		26			
77			DC-9-50	645		645			
78			DC-9-10	58		58			
79			ALL TYPES	2697		2697	2766	2680	96.89
80									
81									
82	YANKTON	RC---DOMESTIC	CV-580	1383	2	1385			
83	(CHAN GURNEY MUNI)		ALL TYPES	1383	2	1385	1437	1374	95.61
84									
85	TENNESSEE								
86									
87									
88	BRISQOL/KINGSPT/JHNSN CTY	AL---DOMESTIC	BAC-111-200	410		410			
89	(TR1 CITY)		DC-9-30	260		260			
90			B-727-100	1		1			
91			ALL TYPES	671		671	673	668	99.25
92									
93									
94		PI---DOMESTIC	YS-11	1373		1373			
95			B-737-100/200	4925	9	4934			
96			B-727-100	343		343			
97			ALL TYPES	6641	9	6650	6784	6607	97.39
98									
99		RC---DOMESTIC	CV-580	606		606			
100			DC-9-10	54		54			
101			DC-9-30	2		2			
102			ALL TYPES	662		662	672	659	96.06
103									
104	COMMUNITY TOTAL	DOMESTIC	BAC-111-200	410		410			
105			DC-9-30	262		262			
106			B-727-100	344		344			
107			YS-11	1373		1373			
108			B-737-100/200	4925	9	4934			
109			CV-580	606		606			
110			DC-9-10	54		54			
111			ALL TYPES	7974	9	7983	8129	7934	97.60
112									

TABLE 7
AIRCRAFT DEPARTURES SCHEDULED AND AIRCRAFT DEPARTURES PERFORMED,
BY TYPE OF OPERATION, BY AIRCRAFT TYPE, BY COMMUNITY, AND BY CARRIER
 12 MONTHS ENDED DECEMBER 31, 1980

Line No.	Area, state or country Community (Airport name)	Carrier and type of operation	Type of aircraft	Total departures performed			Departure scheduled	Scheduled departures completed						
				Scheduled service	Non-scheduled service	All services		Number	Percent of departures scheduled					
	1	2	3	4	5	6	7	8	9					
1	CHATTANOOGA (LOWELL FIELD)	DL---DOMESTIC	DC-9-30	1211		1211		4470	4438	99.28				
2			8-727-200	3246		3246								
3			DC-8-50	2		2								
4			DC-8-61	2		2								
5			ALL TYPES	4461		4461								
6														
7		RC---DOMESTIC	DC-9-10	698	2	700		1124	1100	97.86				
8			DC-9-30	300		300								
9			CV-580	2		2								
10			DC-9-50	108		108								
11			ALL TYPES	1108	2	1110								
12														
13	COMMUNITY TOTAL	DOMESTIC	DC-9-30	1511		1511								
14			8-727-200	3246		3246								
15			DC-8-50	2		2								
16			DC-8-61	2		2								
17			DC-9-10	698	2	700								
18			CV-580	2		2								
19			DC-9-50	108		108								
20			ALL TYPES	5569	2	5571	5594	5538	98.99					
21														
22	JACKSON (MCKELLAR FIELD)	RC---DOMESTIC	CV-580	1312		1312		1352	1325	98.00				
23			DC-9-10	17		17								
24			ALL TYPES	1329		1329								
25														
26	KNOXVILLE (MC GHEE TYSON)	AA---DOMESTIC	B-727-100	244		244		792	791	99.87				
27			B-727-200	542		542								
28			B-707-100B	5		5								
29			B-707-300C		3	3								
30			ALL TYPES	791	3	794								
31														
32	DL---DOMESTIC	DC-9-30	2666	4	2670		5089	5072	99.66					
33		8-727-200	2165	4	2169									
34		DC-8-50	24		24									
35		DC-8-61	37		37									
36		ALL TYPES	5092	8	5100									
37														
38	PI---DOMESTIC	YS-11	527	1	528		546	527	96.52					
39		B-737-100/200	3	12	15									
40		ALL TYPES	530	13	543									
41	RC---DOMESTIC	CV-580	2		2		1255	1221	97.29					
42		DC-9-10	527		527									
43		DC-9-30	289		289									
44		DC-9-50	419	2	421									
45		ALL TYPES	1237	2	1239									
46	TW---DOMESTIC	B-727-100	86		86		103	103	100.00					
47		B-727-100C/QC	16		16									
48		B-727-200	1		1									
49		ALL TYPES	103		103									
50	UA---DOMESTIC	B-737-100/200	871		871		1401	1395	99.57					
51		B-727-100	527	1	523									
52		B-727-200	12	2	14									
53		DC-8-61	8		8									
54		ALL TYPES	1405	11	1416									
55														
56	COMMUNITY TOTAL	DOMESTIC	B-727-100	852	1	853		9186	9109	99.16				
57			B-727-200	2720	6	2726								
58			B-707-100B	5		5								
59			B-707-300C		3	3								
60			DC-9-30	2955	4	2959								
61			DC-8-50	24		24								
62			DC-8-61	237	8	245								
63			YS-11	527	1	528								
64			B-737-100/200	874	12	886								
65			CV-580	2		2								
66			DC-9-10	527		527								
67			DC-9-50	419	2	421								
68			B-727-100C/QC	16		16								
69			ALL TYPES	9158	37	9195								
70														
71	MEMPHIS (MEMPHIS INTERNATIONAL)	AA---DOMESTIC	B-727-100	1661		1661		5398	5359	99.27				
72			B-727-200	3461		3461								
73			B-707-100B	86		86								
74			B-707-300C	154		154								
75			B-707-300C	5	3	8								
76			B-707-300B	1	1	2								
77			ALL TYPES	5368	4	5372								
78														
79			AL---DOMESTIC	DC-9-30	1197		1197					1276	1270	99.52
80				B-727-100	78		78							
81	B-727-200	1			1									
82	ALL TYPES	1276			1276									
83	BN---DOMESTIC	B-727-100	195		195		3039	3018	99.30					
84		B-727-100C/QC	410		410									
85		B-727-200	2428	4	2432									
86		ALL TYPES	3033	4	3037									
87	DL---DOMESTIC	DC-9-30	11800	1	11801		19106	19046	99.68					
88		B-727-200	7138		7138									
89		DC-8-50	16		16									
90		DC-8-61	110		110									
91		ALL TYPES	19064	1	19065									
92	FL---DOMESTIC	CV-580	327		327		861	845	98.14					
93		B-737-100/200	520		520									
94		ALL TYPES	847		847									
95	PI---DOMESTIC	B-737-100/200	1359	1	1360		1381	1358	98.33					
96		B-727-100	1		1									
97		YS-11		1	1									
98	RC---DOMESTIC	CV-580	3695	1	3696		234							
99		SHEAR-METRO	234		234									
100														
101														
102														
103														
104														
105														
106														
107														
108														
109														
110														
111														
112														

TABLE 7
 AIRCRAFT DEPARTURES SCHEDULED AND AIRCRAFT DEPARTURES PERFORMED,
 BY TYPE OF OPERATION, BY AIRCRAFT TYPE, BY COMMUNITY, AND BY CARRIER
 12 MONTHS ENDED DECEMBER 31, 1980

Line No.	Area, state or country Community (Airport name)	Carrier and type of operation	Type of aircraft	Total departures performed			Departures scheduled	Scheduled departures completed	
				Scheduled service	Non-scheduled service	All services		Number	Percent of departures scheduled
	1	2	3	4	5	6	7	8	9
1	MEMPHIS INTERNATIONAL	RC---DOMESTIC	(CONT.)						
2			DC-9-10	9698	1	9699			
3			DC-9-30	5205		5205			
4			DC-9-50	940		940			
5			ALL TYPES	19772	2	19774	20172	19635	97.33
6		UA---DOMESTIC	B-727-100	3543	4	3547			
7			B-727-200	1508	10	1518			
8			DC-8-61		42	42			
9			ALL TYPES	5051	56	5107	5093	5027	98.70
10			COMMUNITY TOTAL	DOMESTIC	B-727-100	5478	4	5482	
11		B-727-200			14536	14	14550		
12	B-707-100B	86				86			
13	B-707-300C	154				154			
14	B-707-300C	5			3	8			
15	B-707-300B	1			1	2			
16	DC-9-30	18202			1	18203			
17	B-727-100C/QC	410				410			
18	DC-8-50	16				16			
19	DC-8-61	110			42	152			
20	LV-580	4022			1	4023			
21	B-737-100/200	1879			1	1880			
22	YS-11				1	1			
23	SWEAR-METRO	234				234			
24	DC-9-10	9698			1	9699			
25	DC-9-50	940				940			
26	ALL TYPES	55771			69	55840	56326	55558	98.63
27	NASHVILLE (METROPOLITAN)	AA---DOMESTIC	B-727-100	2292		2292			
28			B-727-200	3015		3015			
29			B-707-300C	1	2	3			
30			B-707-300B	1	1	2			
31			B-707-100B	1	1	2			
32		ALL TYPES	5309	3	5312	5316	5306	99.81	
33		AL---DOMESTIC	BAC-111-200	14		14			
34			DC-9-30	4188	2	4190			
35			B-727-100	160	1	161			
36		ALL TYPES	4362	3	4365	4375	4354	99.52	
37		BN---DOMESTIC	B-727-100	164		164			
38	B-727-100C/QC		815		815				
39	B-727-200		1375	1	1376				
40	B-747		1	1	2				
41	ALL TYPES	2355	1	2356	2364	2348	99.32		
42	DL---DOMESTIC	DC-9-30	1134		1134				
43		B-727-200	1470	2	1472				
44		DC-8-50	3		3				
45	ALL TYPES	2607	2	2609	2611	2601	99.61		
46	EA---DOMESTIC	DC-9-30	1205		1205				
47		DC-9-50	518		518				
48		B-727-100	140		140				
49		B-727-100C/QC	99	1	100				
50		B-727-200	349		349				
51	A-300B	1	1	2					
52	ALL TYPES	2312	1	2313	2321	2290	98.66		
53	OZ---DOMESTIC	FH-227	2		2				
54		DC-9-10	168	2	170				
55		DC-9-30	928	28	956				
56		ALL TYPES	1098	30	1128	1184	1078	91.04	
57	PI---DOMESTIC	B-737-100/200	2741	4	2745				
58		B-727-100	697		697				
59		ALL TYPES	3438	4	3442	3479	3438	98.82	
60	RC---DOMESTIC	CV-580	1210		1210				
61		DC-9-10	2398	1	2399				
62		DC-9-30	2408		2408				
63		DC-9-50	59	2	61				
64	ALL TYPES	6075	3	6078	6107	6039	98.88		
65	TW---DOMESTIC	DC-9-10	107		107				
66		B-727-100	400		400				
67		B-727-100C/QC	134		134				
68		B-727-200	70		70				
69		B-707-300B	1		1				
70	ALL TYPES	712		712	715	710	99.30		
71	COMMUNITY TOTAL	DOMESTIC	B-727-100	3853	1	3854			
72			B-727-200	6279	4	6283			
73			B-707-300C	1	2	3			
74			B-707-300B	1	1	2			
75			B-707-100B	1	1	2			
76			BAC-111-200	14		14			
77			DC-9-30	9863	30	9893			
78			B-727-100C/QC	1048		1048			
79			B-747	1		1			
80			DC-8-50	3		3			
81			DC-9-50	577	2	579			
82			A-300B	1		1			
83			FH-227	2		2			
84			DC-9-10	2673	3	2676			
85			B-737-100/200	2741	4	2745			
86			CV-580	1210		1210			
87			ALL TYPES	28268	47	28315	28472	28164	98.91
88	TEXAS	TI---DOMESTIC	DC-9-10	1245	1	1246			
89			DC-9-30	179	16	195			
90			ALL TYPES	1424	17	1441	1466	1414	96.45
91	AMARILLO/BORGER (AMARILLO AIR TERMINAL)	BN---DOMESTIC	B-727-100	162		162			
92			B-727-100C/QC	297		297			

**TABLE 7
AIRCRAFT DEPARTURES SCHEDULED AND AIRCRAFT DEPARTURES PERFORMED,
BY TYPE OF OPERATION, BY AIRCRAFT TYPE, BY COMMUNITY, AND BY CARRIER
12 MONTHS ENDED DECEMBER 31, 1980**

Line No.	Area, state or country Community (Airport name)	Carrier and type of operation	Type of aircraft	Total departures performed			Departures scheduled	Scheduled departures completed			
				Scheduled service	Non-scheduled service	All services		Number	Percent of departures scheduled		
	1	2	3	4	5	6	7	8	9		
1	AMARILLO AIR TERMINAL	BN---DOMESTIC	(CONT.)								
2			B-727-200	322	1	323					
3			ALL TYPES	781	1	782	783	777	99.23		
4		FL---DOMESTIC	CV-580	653		653					
5			ALL TYPES	653		653	673	653	97.02		
6											
7		TI---DOMESTIC	DC-9-10	1213		1213					
8			DC-9-30	706	9	715					
9			ALL TYPES	1919	9	1928	1962	1884	96.02		
10		TW---DOMESTIC	B-727-100	842		842					
11			B-727-100C/QC	251		251					
12			B-727-200	710		710					
13			B-707-300C	1		1					
14			B-707-100B	3		3					
15			B-707-300B	2		2					
16			ALL TYPES	1809		1809	1817	1795	98.78		
17		WN---DOMESTIC	B-737-100/200	2015		2015					
18			ALL TYPES	2015		2015	2038	2012	98.77		
19		ZV---DOMESTIC	SWEAR-METRO	438		438					
20			ALL TYPES	438		438	474	437	92.19		
21		COMMUNITY TOTAL	DOMESTIC	B-727-100	1004		1004				
22				B-727-100C/QC	548		548				
23				B-727-200	1032	1	1033				
24				CV-580	653		653				
25				DC-9-10	1213		1213				
26				DC-9-30	706	9	715				
27				B-707-300C	1		1				
28				B-707-100B	3		3				
29				B-707-300B	2		2				
30				B-737-100/200	2015		2015				
31				SWEAR-METRO	438		438				
32				ALL TYPES	7615	10	7625	7747	7558	97.56	
33				AUSTIN (ROBERT MULLER MUNI)	BN---DOMESTIC	B-727-100	257		257		
34						B-727-100C/QC	564		564		
35	B-727-200					2758	2	2760			
36	ALL TYPES				3579	2	3581	3588	3566	99.38	
37	CC---DOMESTIC				B-727-100	652		652			
38		B-727-200	1796		1796						
39		ALL TYPES	2448		2448	2467	2440	98.90			
40	DL---DOMESTIC	DC-9-30	638		638						
41		B-727-200	305		305						
42		ALL TYPES	943		943	948	943	99.47			
43	EA---DOMESTIC	DC-9-30	1084		1084						
44			DC-9-50	4		4					
45			B-727-100	129		129					
46			B-727-100C/QC	117		117					
47			B-727-200	116		116	1463	1445	98.76		
48	TI---DOMESTIC	DC-9-10	1459		1459						
49			DC-9-30	471	6	477					
50			ALL TYPES	1930	6	1936	1992	1915	96.13		
51			WN---DOMESTIC	B-737-100/200	5968		5968				
52	ALL TYPES	5968			5968	6036	5967	98.85			
53	COMMUNITY TOTAL	DOMESTIC	B-727-100	1038		1038					
54			B-727-100C/QC	681		681					
55			B-727-200	4975	2	4977					
56			DC-9-30	2193	6	2199					
57			DC-9-50	4		4					
58			DC-9-10	1459		1459					
59			B-737-100/200	5968		5968	16494	16276	98.67		
60	ALL TYPES	16318	8	16326							
61	RFAUMONT/PORT ARTHUR (JEFFERSON COUNTY)	TI---DOMESTIC	DC-9-10	911		911					
62			DC-9-30	118	6	124					
63			ALL TYPES	1029	6	1035	1097	1019	92.88		
64	WN---DOMESTIC	B-737-100/200	836		836						
65			ALL TYPES	836		836	864	836	96.75		
66	COMMUNITY TOTAL	DOMESTIC	DC-9-10	911		911					
67			DC-9-30	118	6	124					
68			B-737-100/200	836		836					
69			ALL TYPES	1865	6	1871	1961	1855	94.59		
70	BROWNSVILLE/HRLGN/SAN BENTO (HARLINGEN INDUSTRIAL AIR PARK)	WN---DOMESTIC	B-737-100/200	3395		3395					
71			B-727-200	9		9					
72			ALL TYPES	3404		3404	3456	3396	98.26		
73	IRIN GRANDE VALLEY INTL.)	BN---DOMESTIC	B-727-100	92		92					
74			B-727-100C/QC	239		239					
75			B-727-200	749	3	752					
76	TI---DOMESTIC	DC-9-10	1080	3	1083	1093	1080	98.31			
77			DC-9-30	204		204					
78			DC-9-50	21		21					
79			ALL TYPES	225		225	235	217	92.34		
80	AIRPORT TOTAL	DOMESTIC	B-727-100	92		92					
81			B-727-100C/QC	239		239					
82			B-727-200	749	3	752					
83			DC-9-10	204		204					
84			DC-9-30	21		21					
85	ALL TYPES	1305	3	1308	1328	1297	97.66				
86	COMMUNITY TOTAL BY CARRIER	BN---DOMESTIC	B-727-100	92		92					
87			B-727-100C/QC	239		239					
88			B-727-200	749	3	752					
89											
90											
91											
92											
93											
94											
95											
96											
97											
98											
99											
100											
101											
102											
103											
104											
105											
106											
107											
108											
109											
110											
111											
112											

TABLE 7
AIRCRAFT DEPARTURES SCHEDULED AND AIRCRAFT DEPARTURES PERFORMED,
BY TYPE OF OPERATION, BY AIRCRAFT TYPE, BY COMMUNITY, AND BY CARRIER
12 MONTHS ENDED DECEMBER 31, 1980

Line No.	Area, state or country Community (Airport name)	Carrier and type of operation	Type of aircraft	Total departures performed			Departures scheduled	Scheduled departures completed	
				Scheduled service	Nonscheduled service	All services		Number	Percent of departures scheduled
1	2	3	4	5	6	7	8	9	
1	COMMUNITY TOTAL BY CARRIER	BN---DOMESTIC	(CONT.) ALL TYPES	1080	3	1083	1093	1080	98.81
2									
3		TI---DOMESTIC	DC-9-10	204		204			
4			DC-9-30	21		21			
5			ALL TYPES	225		225	235	217	92.34
6		WN---DOMESTIC	B-737-100/200	3395		3395			
7			B-727-200	9		9			
8			ALL TYPES	3404		3404	3456	3396	98.26
9									
10	COMMUNITY TOTAL	DOMESTIC	B-737-100/200	3395		3395			
11			B-727-200	758	3	761			
12			B-727-100	92		92			
13			B-727-100C/QC	239		239			
14			DC-9-10	204		204			
15			DC-9-30	21		21			
16			ALL TYPES	4709	3	4712	4784	4693	98.09
17									
18	CORPUS CHRISTI								
19	(CORPUS CHRISTI INTERNATIONAL)	BN---DOMESTIC	B-727-100	21		21			
20			B-727-100C/QC	57		57			
21			B-727-200	1138		1138			
22			ALL TYPES	1216		1216	1227	1216	99.10
23									
24		EA---DOMESTIC	B-727-200	528		528			
25			DC-9-30	21		21			
26			DC-9-50	20		20			
27			B-727-100C/QC	2		2			
28			ALL TYPES	571		571	580	571	98.44
29									
30		TI---DOMESTIC	DC-9-10	1094	2	1096			
31			DC-9-30	466	5	471			
32			ALL TYPES	1560	7	1567	1602	1550	96.75
33									
34		WN---DOMESTIC	B-737-100/200	2160		2160			
35			ALL TYPES	2160		2160	2193	2157	98.35
36									
37	COMMUNITY TOTAL	DOMESTIC	B-727-100	21		21			
38			B-727-100C/QC	59		59			
39			B-727-200	1666		1666			
40			DC-9-30	487	5	492			
41			DC-9-50	20		20			
42			DC-9-10	1094	2	1096			
43			B-737-100/200	2160		2160			
44			ALL TYPES	5507	7	5514	5602	5494	98.07
45									
46	DALLAS-FORT WORTH								
47	(LOVE FIELD)	BN---DOMESTIC	B-727-200	3	1	4			
48			ALL TYPES	3	1	4			
49									
50		TI---DOMESTIC	DC-9-10	683	1	684			
51			DC-9-30	232		232			
52			ALL TYPES	915	1	916	970	915	94.32
53									
54		WN---DOMESTIC	B-737-100/200	30713	9	30722			
55			B-727-200	39		39			
56			ALL TYPES	30752	9	30761	31166	30726	98.58
57									
58	AIRPORT TOTAL	DOMESTIC	B-727-200	42	1	43			
59			DC-9-10	683	1	684			
60			DC-9-30	232		232			
61			B-737-100/200	30713	9	30722			
62			ALL TYPES	31670	11	31681	32136	31641	98.45
63									
64	(DALLAS-FT.WORTH REGIONAL)	AA---DOMESTIC	B-727-100	13538		13538			
65			B-727-200	24358		24358			
66			DC-10-10	206		206			
67			B-707-100B	4491		4491			
68			B-707-300B	654	1	655			
69			B-707-300C	1130	6	1136			
70			*B-707-300C	985	1	985			
71			*B-747	288	1	289			
72			ALL TYPES	45650	8	45658	45709	45493	99.52
73									
74		AA---INTERNATIONAL	B-727-100	344		344			
75			B-727-200	765		765			
76			B-707-100B	430		430			
77			B-707-300B	74	1	75			
78			B-707-300C	131	4	135			
79			*B-747	1		1			
80			DC-10-10	9		9			
81			*B-707-300C	1		1			
82			ALL TYPES	1753	7	1760	1726	1724	98.88
83									
84		AA---TOTAL	B-727-100	13882		13882			
85			B-727-200	25123		25123			
86			DC-10-10	215		215			
87			B-707-100B	4921		4921			
88			B-707-300B	728	2	730			
89			B-707-300C	1261	10	1271			
90			*B-707-300C	985	1	986			
91			*B-747	288	2	290			
92			ALL TYPES	47403	15	47418	47435	47217	99.54
93									
94		BN---DOMESTIC	B-727-100	2969	13	2982			
95			B-727-100C/QC	7492	5	7497			
96			*B-727-100C/QC	1213		1213			
97			B-727-200	44691	62	44753			
98			B-747	349	1	350			
99			DC-8-50	102		102			
100			DC-8-62	30	1	31			
101			SSC CONCORDE	98		98			
102			B-747SP	31		31			
103			ALL TYPES	56975	82	57057	57352	56886	99.18
104									
105		BN---INTERNATIONAL	B-727-100	2	1	3			
106			B-727-100C/QC	2	2	4			
107			B-727-200	1107	28	1135			
108			B-747	473		473			
109			*B-747	1		1			
110			B-747SP	19		19			
111									
112									

**TABLE 7
AIRCRAFT DEPARTURES SCHEDULED AND AIRCRAFT DEPARTURES PERFORMED,
BY TYPE OF OPERATION, BY AIRCRAFT TYPE, BY COMMUNITY, AND BY CARRIER**

12 MONTHS ENDED DECEMBER 31, 1980

Line No.	Area, state or country Community (Airport name)	Carrier and type of operation	Type of aircraft	Total departures performed			Departures scheduled	Scheduled departures completed	
				Scheduled service	Nonscheduled service	All service		Number	Percent of departures scheduled
1	2	3	4	5	6	7	8	9	
1	AIRPORT TOTAL	TOTAL	(CONT.)						
2			B-707-100B	4921		4921			
3			B-707-300B	728	2	730			
4			B-707-300C	1261	10	1271			
5			*B-707-300C	985	1	986			
6			*B-747	289	2	291			
7			B-727-100C/QC	7871	7	7878			
8			*B-727-100C/QC	1213		1213			
9			B-747	822	1	823			
10			DC-8-50	212		212			
11			DC-8-62	30	1	31			
12			SSC CONCORDE	98		98			
13			B-747SP	50		50			
14			DC-9-30	13397	247	13644			
15			L-1011	4092		4092			
16			DC-8-61	1559		1559			
17			DC-9-50	147		147			
18			A-300B	2		2			
19			CV-580	3128		3128			
20			B-737-130/200	3578	3	3581			
21			*DC-8-61	373	2	375			
22			*DC-8-63F	495	1	496			
23			*B-747-200	1		1			
24			DC-9-10	13932	6	13938			
25			*DC-8-10	22		22			
26			*DC-8-50F	52		52			
27			ALL TYPES	166612	392	167004	168150	166167	98.82
28	COMMUNITY TOTAL BY CARRIER	AA---DOMESTIC	B-727-100	13538		13538			
29			B-727-200	24358		24358			
30			DC-10-10	206		206			
31			B-707-100B	4491		4491			
32			B-707-300B	654	1	655			
33			B-707-300C	1130	6	1136			
34			*B-707-300C	985		985			
35			*B-747	288	1	289			
36			ALL TYPES	45650	8	45658	45709	45493	99.52
37		AA---INTERNATIONAL	B-727-100	344		344			
38			B-727-200	765		765			
39			DC-10-10	9		9			
40			B-707-100B	430		430			
41			B-707-300B	74	1	75			
42			B-707-300C	131	4	135			
43			*B-707-300C	1	1	1			
44			*B-747	1	1	1			
45			ALL TYPES	1753	7	1760	1726	1724	99.88
46		AA---TOTAL	B-727-100	13882		13882			
47			B-727-200	25123		25123			
48			DC-10-10	215		215			
49			B-707-100B	4921		4921			
50			B-707-300B	728	2	730			
51			B-707-300C	1261	10	1271			
52			*B-707-300C	985	1	986			
53			*B-747	288	2	290	47435	47217	99.54
54			ALL TYPES	47403	15	47418			
55		BN---DOMESTIC	B-727-100	2969	13	2982			
56			B-727-100C/QC	7492	5	7497			
57			*B-727-100C/QC	1213		1213			
58			B-727-200	44694	63	44757			
59			B-747	349	1	350			
60			B-747SP	31		31			
61			DC-8-50	102		102			
62			DC-8-62	30	1	31			
63			SSC CONCORDE	98		98			
64			ALL TYPES	56978	83	57061	57352	56886	99.18
65		BN---INTERNATIONAL	B-727-100	2	1	3			
66			B-727-100C/QC	2		2			
67			*B-727-200	1107	28	1135			
68			B-747	473		473			
69			*B-747	1		1			
70			B-747SP	19		19			
71			ALL TYPES	1604	31	1635	1589	1573	98.99
72		BN---TOTAL	B-727-100	2971	14	2985			
73			B-727-100C/QC	7494	7	7501			
74			*B-727-100C/QC	1213		1213			
75			B-727-200	45801	91	45892			
76			B-747	822	1	823			
77			*B-747	1		1			
78			B-747SP	50		50			
79			DC-8-50	102		102			
80			DC-8-62	30	1	31			
81			SSC CONCORDE	98		98			
82			ALL TYPES	58582	114	58696	58941	58659	99.18
83		CQ---DOMESTIC	B-727-100	1		1			
84			B-727-200	494		494			
85			ALL TYPES	495		495	502	483	96.21
86		DL---DOMESTIC	DC-9-30	677	8	685			
87			B-727-200	16808	3	16811			
88			L-1011	4092		4092			
89			DC-8-50	110		110			
90			DC-8-61	1559		1559			
91			ALL TYPES	23246	11	23257	23352	23218	99.42
92		EA---DOMESTIC	DC-9-30	1273		1273			
93			DC-9-50	146		146			
94			A-300B	2		2			
95			B-727-100	1041		1041			
96			B-727-100C/QC	377		377			
97			B-727-200	40		40	2919	2867	98.21
98			ALL TYPES	2879		2879			
99		FL---DOMESTIC	CV-580	3128		3128			
100			B-737-130/200	2869		2869			
101			ALL TYPES	5997		5997	6090	5989	98.34
102									
103									
104									
105									
106									
107									
108									
109									
110									
111									
112									

TABLE 7
AIRORAFT DEPARTURES SCHEDULED AND AIRCRAFT DEPARTURES PERFORMED,
BY TYPE OF OPERATION, BY AIRCRAFT TYPE, BY COMMUNITY, AND BY CARRIER
12 MONTHS ENDED DECEMBER 31, 1980

Line No.	Area, state or country Community (Airport name)	Carrier and type of operation	Type of aircraft	Total departures performed			Departures scheduled	Scheduled departures completed	
				Scheduled service	Non-scheduled service	All services		Number	Percent of departures scheduled
	1	2	3	4	5	6	7	8	9
1	DALLAS-FT. WORTH REGIONAL	BN---INTERNATIONAL	(CONT.)						
2			ALL TYPES	1604	31	1635	1589	1573	98.99
3			BN---TOTAL						
4			B-727-100	2971	14	2985			
5			B-727-100C/QC	7494	7	7501			
6			*B-727-100C/QC	1213		1213			
7			B-727-200	45798	90	45888			
8			B-747	822	1	823			
9			DC-8-50	102		102			
10			DC-8-62	30	1	31			
11			SSC CONCORDE	98		98			
12			B-747SP	50		50			
13			*B-747	1		1			
14			ALL TYPES	58579	113	58692	58941	58459	99.18
15			CO---DOMESTIC						
16			B-727-100	1		1			
17			B-727-200	494		494			
18			ALL TYPES	495		495	502	483	96.21
19			DL---DOMESTIC						
20			DC-9-30	677	8	685			
21			B-727-200	16808	3	16811			
22			L-1011	4092		4092			
23			DC-8-50	110		110			
24			DC-8-61	1559		1559			
25			ALL TYPES	23246	11	23257	23352	23218	99.42
26			EA---DOMESTIC						
27			DC-9-30	1273		1273			
28			DC-9-50	146		146			
29			B-727-100	1041		1041			
30			B-727-100C/QC	377		377			
31			B-727-200	40		40			
32			A-300B	2		2			
33			ALL TYPES	2879		2879	2919	2867	98.21
34			FL---DOMESTIC						
35			CV-580	3128		3128			
36			B-737-100/200	2869		2869	6090	5989	98.34
37			ALL TYPES	5997		5997			
38			FT---DOMESTIC						
39			*DC-8-61	373	2	375			
40			*DC-8-63F	491	1	492			
41			*B-747-200	1		1			
42			ALL TYPES	865	3	868	877	838	95.55
43			OZ---DOMESTIC						
44			DC-9-10	282	1	283			
45			DC-9-30	2601	51	2652	3115	2880	92.45
46			ALL TYPES	2883	52	2935			
47			PI---DOMESTIC						
48			B-737-100/200	414		414			
49			B-727-100	981	2	983			
50			ALL TYPES	1395	2	1397	1414	1395	98.65
51			QH---DOMESTIC						
52			B-737-100/200	295	3	298			
53			ALL TYPES	295	3	298	299	293	97.99
54			RC---DOMESTIC						
55			DC-9-50	1		1			
56			ALL TYPES	1		1			
57			RD---DOMESTIC						
58			*DC-8-10	22		22			
59			*DC-8-50F	52		52			
60			*DC-8-63F	14		14			
61			ALL TYPES	78		78	87	77	88.50
62			TI---DOMESTIC						
63			DC-9-10	13650	5	13655			
64			DC-9-30	8846	188	9034			
65			ALL TYPES	22496	193	22689	23119	22451	97.11
66		AIRPORT TOTAL	DOMESTIC						
67			B-727-100	18530	15	18545			
68			B-727-200	86391	65	86456			
69			DC-10-10	206		206			
70			B-707-100B	4491		4491			
71			B-707-300B	654	1	655			
72			B-707-300C	1130	6	1136			
73			*B-707-300C	985		985			
74			*B-747	288	1	289			
75			B-727-100C/QC	7869	5	7874			
76			*B-727-100C/QC	1213		1213			
77			B-747	349	1	350			
78			DC-8-50	212		212			
79			DC-8-62	30	1	31			
80			SSC CONCORDE	98		98			
81			B-747SP	31		31			
82			DC-9-30	13397	247	13644			
83			L-1011	4092		4092			
84			DC-8-61	1559		1559			
85			DC-9-50	147		147			
86			A-300B	2		2			
87			CV-580	3128		3128			
88			B-737-100/200	3578	3	3581			
89			*DC-8-61	373	2	375			
90			*DC-8-63F	495	1	496			
91			*B-747-200	1		1			
92			DC-9-10	13932	6	13938			
93			*DC-8-10	22		22			
94			*DC-8-50F	52		52			
95			ALL TYPES	163255	354	163609	164835	162870	98.80
96			INTERNATIONAL						
97			B-727-100	346	1	347			
98			B-727-200	1872	28	1900			
99			B-707-100B	430		430			
100			B-707-300B	74	1	75			
101			B-707-300C	131	4	135			
102			*B-747	1		1			
103			DC-10-10	9		9			
104			*B-707-300C	1		1			
105			B-727-100C/QC	2	2	4			
106			B-747	473		473			
107			B-747SP	19		19			
108			ALL TYPES	3357	38	3395	3315	3297	99.45
109			TOTAL						
110			B-727-100	18876	16	18892			
111			B-727-200	88263	93	88356			
112			DC-10-10	215		215			

TABLE 7
 AIRCRAFT DEPARTURES SCHEDULED AND AIRCRAFT DEPARTURES PERFORMED,
 BY TYPE OF OPERATION, BY AIRCRAFT TYPE, BY COMMUNITY, AND BY CARRIER
 12 MONTHS ENDED DECEMBER 31, 1980

Line No.	Area, state or country Community (Airport name)	Carrier and type of operation	Type of aircraft	Total departures performed			Departures scheduled	Scheduled departures completed	
				Scheduled service	Nonscheduled service	All services		Number	Percent of departures scheduled
1	2	3	4	5	6	7	8	9	
1	COMMUNITY TOTAL BY CARRIER	(CENT.)							
2		FT---DOMESTIC	*B-747-200	1		1			
3			*DC-8-61	373	2	375			
4			*DC-8-63F	491	1	492			
5			ALL TYPES	865	3	868	877	838	95.55
6		DZ---DOMESTIC	DC-9-10	282	1	283			
7			DC-9-30	2601	51	2652			
8			ALL TYPES	2883	52	2935	3115	2880	92.45
9		PI---DOMESTIC	B-737-100/200	414		414			
10			B-727-100	981	2	983			
11			ALL TYPES	1395	2	1397	1414	1395	98.65
12		QH---DOMESTIC	B-737-100/200	295	3	298			
13			ALL TYPES	295	3	298	299	293	97.99
14		RC---DOMESTIC	DC-9-50	1		1			
15			ALL TYPES	1		1			
16		RD---DOMESTIC	*DC-8-10	22		22			
17			*DC-8-50F	52		52			
18			*DC-8-63F	4		4			
19			ALL TYPES	78		78	87	77	88.50
20		TI---DOMESTIC	DC-9-10	14333	6	14339			
21			DC-9-30	9078	188	9266			
22			ALL TYPES	23411	194	23605	24089	23366	96.99
23		WN---DOMESTIC	B-737-100/200	30713	9	30722			
24			B-727-200	39		39			
25			ALL TYPES	30752	9	30761	31166	30726	98.58
26	COMMUNITY TOTAL	DOMESTIC	B-727-200	86433	66	86499			
27			DC-9-10	14615	7	14622			
28			DC-9-30	13629	247	13876			
29			B-737-100/200	34291	12	34303			
30			B-727-100	18530	15	18545			
31			DC-10-10	206		206			
32			B-707-100B	4491		4491			
33			B-707-300B	654	1	655			
34			B-707-300C	1130	6	1136			
35			*B-707-300C	985		985			
36			*B-747	288	1	289			
37			B-727-100C/QC	7869	5	7874			
38			*B-727-100C/QC	1213		1213			
39			B-747	349	1	350			
40			DC-8-50	212		212			
41			DC-8-62	30	1	31			
42			SSC CONCORDE	98		98			
43			B-747SP	31		31			
44			L-1011	4092		4092			
45			DC-8-61	1559		1559			
46			DC-9-50	147		147			
47			A-300B	2		2			
48			CV-580	3128		3128			
49			*DC-8-61	373	2	375			
50			*DC-8-63F	495	1	496			
51			*B-747-200	1		1			
52			*DC-8-10	22		22			
53			*DC-8-50F	52		52			
54			ALL TYPES	194925	365	195290	196971	196511	98.75
55		INTERNATIONAL	B-727-100	346	1	347			
56			B-727-200	1872	28	1900			
57			B-707-100B	430		430			
58			B-707-300B	74	1	75			
59			B-707-300C	131	4	135			
60			*B-747	1	1	2			
61			DC-10-10	9		9			
62			*B-707-300C	1	1	2			
63			B-727-100C/QC	2	2	4			
64			B-747	473		473			
65			B-747SP	19		19			
66			ALL TYPES	3357	38	3395	3315	3297	99.45
67		TOTAL	B-727-200	88305	94	88399			
68			DC-9-10	14615	7	14622			
69			DC-9-30	13629	247	13876			
70			B-737-100/200	34291	12	34303			
71			B-727-100	18876	16	18892			
72			DC-10-10	215		215			
73			B-707-100B	4921		4921			
74			B-707-300B	728	2	730			
75			B-707-300C	1261	10	1271			
76			*B-707-300C	985	1	986			
77			*B-747	289	2	291			
78			B-727-100C/QC	7871	7	7878			
79			*B-727-100C/QC	1213		1213			
80			B-747	822	1	823			
81			DC-8-50	212		212			
82			DC-8-62	30	1	31			
83			SSC CONCORDE	98		98			
84			B-747SP	50		50			
85			L-1011	4092		4092			
86			DC-8-61	1559		1559			
87			DC-9-50	147		147			
88			A-300B	2		2			
89			CV-580	3128		3128			
90			*DC-8-61	373	1	375			
91			*DC-8-63F	495	1	496			
92			*B-747-200	1		1			
93			*DC-8-10	22		22			
94			*DC-8-50F	52		52			
95			ALL TYPES	198282	403	198685	200286	197808	98.76
96	FI PASO								
97	(FI PASO INTERNATIONAL)	AA---DOMESTIC	B-727-100	770		770			
98			B-727-200	1848		1848			
99			B-707-100B	15		15			
100			B-707-300B	3		3			
101			B-707-300C	3		3			
102			276						

TABLE 7
 AIRCRAFT DEPARTURES SCHEDULED AND AIRCRAFT DEPARTURES PERFORMED,
 BY TYPE OF OPERATION, BY AIRCRAFT TYPE, BY COMMUNITY, AND BY CARRIER
 12 MONTHS ENDED DECEMBER 31, 1980

Line No.	Area, state or country Community (Airport name)	Carrier and type of operation	Type of aircraft	Total departures performed			Departures scheduled	Scheduled departures completed		
				Scheduled service	Non-scheduled service	All services		Number	Percent of departures scheduled	
1	2	3	4	5	6	7	8	9		
1	EL PASO INTERNATIONAL	AA---DOMESTIC	(CONT.) ALL TYPES	2639		2639	2629	2626	99.88	
2		CD---DOMESTIC	B-727-100	2104		2104				
3			B-727-200	7667		7667				
4			DC-10-10	3		3				
5			ALL TYPES	9774		9774	9855	9758	99.01	
6		CD---INTERNATIONAL	B-727-200	314		314				
7			ALL TYPES	314		314	314	314	100.00	
8		CD---TOTAL	B-727-100	2104		2104				
9			B-727-200	7981		7981				
10			DC-10-10	3		3				
11			ALL TYPES	10088		10088	10169	10072	99.04	
12		EA---DOMESTIC	B-727-100	155		155				
13			B-727-100C/QC	27		27				
14			B-727-200	200		200				
15			ALL TYPES	382		382	382	381	99.73	
16		FL---DOMESTIC	B-737-100/200	1042		1042				
17			ALL TYPES	1042		1042	1039	1039	100.00	
18		RW---DOMESTIC	DC-9-30	1		1				
19			ALL TYPES	1		1				
20		TI---DOMESTIC	DC-9-10	202	3	205				
21			DC-9-30	336	13	349				
22			ALL TYPES	538	16	554	542	536	98.89	
23		WN---DOMESTIC	B-737-100/200	3031	3	3034				
24			B-727-200	9		9				
25			ALL TYPES	3040	3	3043	3048	3033	99.50	
26		COMMUNITY TOTAL	DOMESTIC	B-727-100	3029		3029			
27				B-727-200	9724		9724			
28				B-707-100B	15		15			
29				B-707-300B	3		3			
30				B-707-300C	3		3			
31				DC-10-10	3		3			
32	B-727-100C/QC			27		27				
33	B-737-100/200			4073	3	4076				
34	DC-9-30			337	13	350				
35	DC-9-10			202	3	205				
36	ALL TYPES			17416	19	17435	17495	17373	99.30	
37	INTERNATIONAL			B-727-200	314		314			
38				ALL TYPES	314		314	314	314	100.00
39				TOTAL	B-727-100	3029		3029		
40	B-727-200			10038		10038				
41	B-707-100B			15		15				
42	B-707-300B			3		3				
43	B-707-300C	3		3						
44	DC-10-10	3		3						
45	B-727-100C/QC	27		27						
46	B-737-100/200	4073	3	4076						
47	DC-9-30	337	13	350						
48	DC-9-10	202	3	205						
49	ALL TYPES	17730	19	17749	17809	17687	99.31			
50	HOUSTON (HOUSTON INTERCONTINENTAL)	AA---DOMESTIC	B-727-100	2745		2745				
51			B-727-200	1905		1905				
52			B-707-100B	339		339				
53			B-707-300B	9	1	10				
54			B-707-300C	32	1	33				
55		ALL TYPES	5030	2	5032	5044	5027	99.66		
56		AL---DOMESTIC	DC-9-30	701	14	715				
57			B-727-100	781	7	788				
58			B-727-200	466		466				
59			ALL TYPES	1948	21	1969	1999	1945	99.28	
60		BN---DOMESTIC	B-727-100	351	1	352				
61			B-727-100C/QC	1025	1	1026				
62			*B-727-100C/QC	248		248				
63			B-727-200	5966	33	5999				
64			B-747	1		1				
65			DC-8-62	1	1	2	7456	7580	99.00	
66		ALL TYPES	7591	36	7627					
67		BN---INTERNATIONAL	B-727-200	361	4	365				
68			B-727-100	1		1				
69	B-727-100C/QC		3		3					
70	ALL TYPES		365	4	369	362	362	100.00		
71	BN---TOTAL	B-727-100	352	1	353					
72		B-727-100C/QC	1026	1	1029					
73		*B-727-100C/QC	248		248					
74		B-727-200	6327	37	6364					
75		B-747	1		1					
76	DC-8-62	1	1	2						
77	ALL TYPES	7956	40	7996	8018	7942	99.05			
78	CD---DOMESTIC	B-727-100	2787		2787					
79		B-727-200	7731	1	7732					
80		DC-10-10	1443		1443					
81		DC-10-30	10		10					
82	ALL TYPES	11971	1	11972	12104	11956	98.77			
83	DL---DOMESTIC	DC-9-30	2038	7	2045					
84		B-727-200	5833	3	5836					
85		L-1011	919		919					
86		DC-8-50	41		41					
87		DC-8-61	153	2	155					
88		L-1011-300 TR	63		63					
89		ALL TYPES	9247	12	9059	9110	9047	99.30		
90	EA---DOMESTIC	DC-9-30	508		508					
91		DC-9-50	65		65					
92			277							

TABLE 7
AIRCRAFT DEPARTURES SCHEDULED AND AIRCRAFT DEPARTURES PERFORMED,
BY TYPE OF OPERATION, BY AIRCRAFT TYPE, BY COMMUNITY, AND BY CARRIER
12 MONTHS ENDED DECEMBER 31, 1980

Line No.	Area, state or country Community (Airport name)	Carrier and type of operation	Type of aircraft	Total departures performed			Departures scheduled	Scheduled departures completed				
				Scheduled service	Nonscheduled service	All services		Number	Percent of departures scheduled			
1	2	3	4	5	6	7	8	9				
1	HOUSTON INTERCONTINENTAL	EA---DOMESTIC	(LJNT-1)									
2				A-300B	698		698					
3				B-727-100	2239		2239					
4				B-727-100C/QC	1298		1298					
5				B-727-200	2566		2566					
6				L-1011	40		40					
7				ALL TYPES	7414		7414	7545	7375	97.74		
8				FT---DOMESTIC								
9				*B-747	8		8					
10				*DC-8-61	167		167					
11				*DC-8-63F	145		145					
12				*B-747F	1		1	319	273	85.57		
13				ALL TYPES	321		321					
14				PA---DOMESTIC								
15				B-727-100	3020	2	3022					
16				B-727-200	5592	2	5594					
17				DC-10-10	2074	1	2075					
18				DC-10-30	29		29					
19				B-707-300B	72	4	76					
20				B-747	358		358					
21				L-1011	2		2					
22				*B-747	1		1					
23				L-1011-500 TR	22		22					
24				B-747SP	1		1	11214	11004	98.12		
25				ALL TYPES	11171	9	11180					
26				PA---INTERNATIONAL								
27				L-1011-500 TR	330		330					
28				B-707-300B	156	16	172					
29				*B-747	3	2	5					
30				B-747	356		356					
31				B-727-100	21		21					
32				L-1011	3		3					
33				ALL TYPES	869	18	887	882	866	98.18		
34				PA---TOTAL								
35				B-727-100	3041	2	3043					
36				B-727-200	5592	2	5594					
37				DC-10-10	2074	1	2075					
38				DC-10-30	29		29					
39				B-707-300B	228	20	248					
40				B-747	714		714					
41				L-1011	5		5					
42				*B-747	4	2	6					
43				L-1011-500 TR	352		352					
44				B-747SP	1		1	12096	11870	98.13		
45				ALL TYPES	12040	27	12067					
46				PI---DOMESTIC								
47				B-727-100	346	6	352					
48				B-737-100/200	269	9	278	625	615	98.40		
49				ALL TYPES	615	15	630					
50				QH---DOMESTIC								
51				B-737-100/200	1		1					
52				ALL TYPES	1		1					
53				RC---DOMESTIC								
54				DC-9-30	60		60					
55				DC-9-50	1078	1	1079					
56				DC-9-10	160		160	1300	1290	99.23		
57				ALL TYPES	1298	1	1299					
58				RG---DOMESTIC								
59				*DC-8-10	21		21					
60				*DC-8-50F	49		49					
61				*DC-8-63F	6		6	87	73	83.90		
62				ALL TYPES	76		76					
63				TI---DOMESTIC								
64				DC-9-10	10425	11	10436					
65				DC-9-30	8555	230	8785	19633	18899	96.26		
66				ALL TYPES	18980	241	19221					
67				TN---DOMESTIC								
68				B-727-100	173		173					
69				B-727-100C/QC	51		51					
70				B-727-200	446		446					
71				B-707-300B		2	2	673	669	99.40		
72				ALL TYPES	670	2	672					
73				UA---DOMESTIC								
74				B-727-100	4	4	8					
75				B-727-200	354	7	361					
76				DC-8-61		11	11	358	358	100.00		
77				ALL TYPES	358	22	380					
78				WN---DOMESTIC								
79				B-737-100/200	878		878	908	878	96.69		
80				ALL TYPES	878		878					
81			AIRPORT TOTAL	DOMESTIC	B-727-100	12446	20	12466				
82					B-727-200	30859	46	30905				
83					B-707-100B	339		339				
84					B-707-300B	81	7	88				
85					B-707-300C	32	1	33				
86					DC-9-30	11867	251	12113				
87					B-727-100C/QC	2374	1	2375				
88					*B-727-100C/QC	248		248				
89					B-747	359		359				
90					DC-8-62		1	1				
91					DC-10-10	3517	1	3518				
92					DC-10-30	99		99				
93					L-1011	961		961				
94					DC-8-50	41		41				
95					DC-8-61	153	13	166				
96					L-1011-500 TR	85		85				
97					DC-9-50	1143	1	1144				
98					A-300B	698		698				
99					*B-747	9		9				
100					*DC-8-61	167		167				
101					*DC-8-63F	151		151				
102					*B-747F	1		1				
103					B-747SP	1		1				
104					B-737-100/200	1148	9	1157				
105					DC-9-10	10585	11	10596				
106					*DC-8-10	21		21				
107					*DC-8-50F	49		49				
108					ALL TYPES	77369	362	77731	78535	76989	98.03	
109					INTERNATIONAL							
110					B-727-200	361	4	365				
111					B-727-100	22		22				
112						278						

TABLE 7
AIRCRAFT DEPARTURES SCHEDULED AND AIRCRAFT DEPARTURES PERFORMED,
BY TYPE OF OPERATION, BY AIRCRAFT TYPE, BY COMMUNITY, AND BY CARRIER
12 MONTHS ENDED DECEMBER 31, 1980

Line No.	Area, state or country Community (Airport name)	Carrier and type of operation	Type of aircraft	Total departures performed			Departures scheduled	Scheduled departures completed	
				Scheduled service	Non-scheduled service	All services		Number	Percent of departures scheduled
	1	2	3	4	5	6	7	8	9
1	AIRPORT TOTAL	INTERNATIONAL	(CONT.)						
2			B-727-100/QC	3		3			
3			L-1011-500 TR	330		330			
4			B-707-300B	156	16	172			
5			*B-747	3	2	5			
6			B-747	356		356			
7			L-1011	3		3			
8			ALL TYPES	1234	22	1256	1244	1228	98.71
9		TOTAL							
10			B-727-100	12468	20	12488			
11			B-727-200	31220	50	31270			
12			B-707-100B	339		339			
13			B-707-300B	237	23	260			
14			B-707-300C	32	1	33			
15			DC-9-30	11862	251	12113			
16			B-727-100C/QC	2377	1	2378			
17			*B-727-100C/QC	248		248			
18			B-747	715		715			
19			DC-8-62		1	1			
20			DC-10-10	3517	1	3518			
21			DC-10-30	39		39			
22			L-1011	964		964			
23			DC-8-50	41		41			
24			DC-8-61	153	13	166			
25			L-1011-500 TR	415		415			
26			DC-9-50	1143	1	1144			
27			A-300B	698		698			
28			*B-747	12	2	14			
29			*DC-8-61	167		167			
30			*DC-8-63F	151		151			
31			*B-747F	1		1			
32			B-747SP	1		1			
33			B-737-100/200	1148	9	1157			
34			DC-9-10	10585	11	10596			
35			*DC-8-10	21		21			
36			*DC-8-50F	49		49			
37			ALL TYPES	78603	384	78987	79779	78217	98.04
38	(WILLIAM P HOBBY)	DL---DOMESTIC	DC-9-30	1		1			
39			ALL TYPES	1		1			
40		FL---DOMESTIC	B-737-100/200	705		705	710	704	99.15
41			ALL TYPES	705		705			
42		OZ---DOMESTIC	DC-9-10	114	7	121			
43			DC-9-30	843	42	885			
44			ALL TYPES	957	49	1006	1041	957	91.93
45		QH---DOMESTIC	B-737-100/200	881	8	889			
46			DC-9-10	13	2	15			
47			ALL TYPES	894	10	904	906	890	98.23
48		RC---DOMESTIC	DC-9-50	1		1			
49			ALL TYPES	1		1			
50		RW---DOMESTIC	DC-9-30	2187	1	2188			
51			DC-9-10	1		1			
52			ALL TYPES	2188	1	2189	2184	1995	91.34
53		WN---DOMESTIC	B-737-100/200	19145	1	19146			
54			B-727-200	49		49			
55			ALL TYPES	19194	1	19195	19521	19198	98.34
56	AIRPORT TOTAL	DOMESTIC	DC-9-30	3031	43	3074			
57			B-737-100/200	20731	9	20740			
58			DC-9-10	128	9	137			
59			DC-9-50	1		1			
60			B-727-200	49		49			
61			ALL TYPES	23940	61	24001	24362	23744	97.46
62	COMMUNITY TOTAL BY CARRIER	AA---DOMESTIC	B-727-100	2745		2745			
63			B-727-200	1905		1905			
64			B-707-100B	339		339			
65			B-707-300B	9	1	10			
66			B-707-300C	32	1	33			
67			ALL TYPES	5030	2	5032	5044	5027	99.66
68		AL---DOMESTIC	DC-9-30	701	14	715			
69			B-727-100	781	7	788			
70			B-727-200	466		466			
71			ALL TYPES	1948	21	1969	1959	1945	99.28
72		BN---DOMESTIC	B-727-100	351	1	352			
73			B-727-100C/QC	1025	1	1026			
74			*B-727-100C/QC	248		248			
75			B-727-200	5966	33	5999			
76			B-747	1		1			
77			DC-8-62		1	1			
78			ALL TYPES	7591	36	7627	7656	7580	99.00
79		BN---INTERNATIONAL	B-727-100	1		1			
80			B-727-100C/QC	3		3			
81			B-727-200	361	4	365			
82			ALL TYPES	365	4	369	362	362	100.00
83		BN---TOTAL	B-727-100	352	1	353			
84			B-727-100C/QC	1028	1	1029			
85			*B-727-100C/QC	248		248			
86			B-727-200	6327	37	6364			
87			B-747	1		1			
88			DC-8-62		1	1			
89			ALL TYPES	7956	40	7996	8018	7942	99.05
90		CG---DOMESTIC	B-727-100	2787		2787			
91			B-727-200	7731	1	7732			
92			DC-10-10	1443		1443			
93			DC-10-30	10		10			
94			ALL TYPES	11971	1	11972	12104	11956	98.77
95		DL---DOMESTIC	DC-9-30	2039	7	2046			
96			B-727-200	5833	3	5836			
97			L-1011	919		919			
98			279						

TABLE 7
 AIRCRAFT DEPARTURES SCHEDULED AND AIRCRAFT DEPARTURES PERFORMED,
 BY TYPE OF OPERATION, BY AIRCRAFT TYPE, BY COMMUNITY, AND BY CARRIER

12 MONTHS ENDED DECEMBER 31, 1980

Line No.	Area, state or country Community (Airport name)	Carrier and type of operation	Type of aircraft	Total departures performed			Departures scheduled	Scheduled departures completed	
				Scheduled service	Non-scheduled service	All services		Number	Percent of departures scheduled
				4	5	6			
1	COMMUNITY TOTAL BY CARRIER	DL---DOMESTIC	(CONT.)						
2			L-1011-500 TR	63		63			
3			DC-8-50	41		41			
4			DC-8-61	153		155			
5			ALL TYPES	9048	12	9060	9110	9047	99.30
6		EA---DOMESTIC	DC-9-30	508		508			
7			DC-9-50	65		65			
8			A-300B	698		698			
9			B-727-100	2239		2239			
10			B-727-100C/QC	1298		1298			
11			B-727-200	2566		2566			
12			L-1011	40		40			
13			ALL TYPES	7414		7414	7545	7375	97.74
14		FL---DOMESTIC	B-737-100/200	705		705			
15			ALL TYPES	705		705	710	704	99.15
16		FT---DOMESTIC	*B-747	8		8			
17			*B-747F	1		1			
18			*DC-8-61	167		167			
19			*DC-8-63F	145		145			
20			ALL TYPES	321		321	319	273	85.57
21		OZ---DOMESTIC	DC-9-10	114	7	121			
22			DC-9-30	843	42	885			
23			ALL TYPES	957	49	1006	1041	957	91.93
24		PA---DOMESTIC	B-727-100	3020	2	3022			
25			B-727-200	5592	2	5594			
26			DC-10-10	2074	1	2075			
27			DC-10-30	29		29			
28			L-1011	2		2			
29			L-1011-500 TR	22		22			
30			B-707-300B	72	4	76			
31			B-747	358		358			
32			*B-747	1		1			
33			B-747SP	1		1			
34			ALL TYPES	11171	9	11180	11214	11004	98.12
35		PA---INTERNATIONAL	B-727-100	21		21			
36			L-1011	3		3			
37			L-1011-500 TR	330		330			
38			B-707-300B	156	16	172			
39			B-747	356		356			
40			*B-747	3	2	5			
41			ALL TYPES	869	18	887	882	866	98.18
42		PA---TCTAL	B-727-100	3041	2	3043			
43			B-727-200	5592	2	5594			
44			DC-10-10	2074	1	2075			
45			DC-10-30	29		29			
46			L-1011	5		5			
47			L-1011-500 TR	352		352			
48			B-707-300B	228	20	248			
49			B-747	714		714			
50			*B-747	4	2	6			
51			B-747SP	1		1			
52			ALL TYPES	12040	27	12067	12096	11870	98.13
53		PI---DOMESTIC	B-737-100/200	269	9	278			
54			B-727-100	346	6	352			
55			ALL TYPES	615	15	630	625	615	98.40
56		OH---DOMESTIC	B-737-100/200	882	8	890			
57			DC-9-10	13	2	15			
58			ALL TYPES	895	10	905	906	890	98.23
59		RC---DOMESTIC	DC-9-10	160		160			
60			DC-9-30	60		60			
61			DC-9-50	1079	1	1080			
62			ALL TYPES	1299	1	1300	1300	1290	99.23
63		RD---DOMESTIC	*DC-8-10	21		21			
64			*DC-8-50F	49		49			
65			*DC-8-63F	6		6			
66			ALL TYPES	76		76	87	73	83.90
67		RW---DOMESTIC	DC-9-10	1		1			
68			DC-9-30	2187	1	2188			
69			ALL TYPES	2188	1	2189	2184	1993	91.34
70		TI---DOMESTIC	DC-9-10	10425	11	10436			
71			DC-9-30	8555	230	8785			
72			ALL TYPES	18980	241	19221	19633	18899	96.26
73		TW---DOMESTIC	B-727-100	173		173			
74			B-727-100C/QC	51		51			
75			B-727-200	446		446			
76			B-707-300B		2	2			
77			ALL TYPES	670	2	672	673	669	99.40
78		UA---DOMESTIC	B-727-100	4	4	8			
79			B-727-200	354	7	361			
80			DC-8-61		11	11			
81			ALL TYPES	358	22	380	358	358	100.00
82		WN---DOMESTIC	B-737-100/200	20023	1	20024			
83			B-727-200	49		49			
84			ALL TYPES	20072	1	20073	20429	20076	98.27
85		COMMUNITY TOTAL	DOMESTIC	B-727-100	12446	20	12466		
86			B-727-200	30908	46	30954			
87			B-707-100B	339		339			
88			B-707-300B	81		81			
89			B-707-300C	32	7	39			
90			DC-9-30	14893	294	15187			
91			B-727-100C/QC	2374	1	2375			
92			*B-727-100C/QC	248		248			
93			B-747	359		359			
94			DC-R-42		1	1			
95			DC-10-10	3517	1	3518			

TABLE 7
AIRORAFT DEPARTURES SCHEDULED AND AIRORAFT DEPARTURES PERFORMED,
BY TYPE OF OPERATION, BY AIRORAFT TYPE, BY COMMUNITY, AND BY CARRIER
12 MONTHS ENDED DECEMBER 31, 1980

Line No.	Area, state or country Community (Airport name)	Carrier and type of operation	Type of aircraft	Total departures performed			Departures scheduled	Scheduled departures completed	
				Scheduled service	Nonscheduled service	All services		Number	Percent of departures scheduled
				4	5	6	7	8	9
1	COMMUNITY TOTAL	DOMESTIC	(CONT.)						
2			DC-10-30	39		39			
3			L-1011	961		961			
4			DC-8-50	41		41			
5			DC-8-61	153	13	166			
6			L-1011-500 TR	85		85			
7			DC-9-50	1144	1	1145			
8			A-300B	698		698			
9			*B-747	9		9			
10			*DC-8-61	167		167			
11			*DC-8-63F	151		151			
12			*B-747F	1		1			
13			B-747SP	1		1			
14			B-737-100/200	21879	18	21897			
15			DC-9-10	10713	20	10733			
16			*DC-8-10	21		21			
17			*DC-8-50F	49		49			
18			ALL TYPES	101309	423	101732	102897	100733	97.89
19		INTERNATIONAL	B-727-200	361	4	365			
20			B-727-100	22		22			
21			B-727-100C/QC	3		3			
22			L-1011-500 TR	330		330			
23			B-707-300B	156	16	172			
24			*B-747	3	2	5			
25			B-747	356		356			
26			L-1011	3		3			
27			ALL TYPES	1234	22	1256	1244	1228	98.71
28		TOTAL	B-727-100	12468	20	12488			
29			B-727-200	31269	50	31319			
30			B-707-100B	339		339			
31			B-707-300B	237	23	260			
32			B-707-300C	32	1	33			
33			DC-9-30	14893	294	15187			
34			B-727-100C/QC	2377	1	2378			
35			*B-727-100C/QC	248		248			
36			B-747	715		715			
37			DC-8-62		1	1			
38			DC-10-10	3517	1	3518			
39			DC-10-30	39		39			
40			L-1011	964		964			
41			DC-8-50	41		41			
42			DC-8-61	153	13	166			
43			L-1011-500 TR	415		415			
44			DC-9-50	1144	1	1145			
45			A-300B	698		698			
46			*B-747	12	2	14			
47			*DC-8-61	167		167			
48			*DC-8-63F	151		151			
49			*B-747F	1		1			
50			B-747SP	1		1			
51			B-737-100/200	21879	18	21897			
52			DC-9-10	10713	20	10733			
53			*DC-8-10	21		21			
54			*DC-8-50F	49		49			
55			ALL TYPES	102543	445	102988	104141	101961	97.90
56	LAREDO	TI---DOMESTIC	DC-9-10	334	2	336			
57	(LAREDO AFB)		DC-9-30	448	29	477			
58			ALL TYPES	782	31	813	799	780	97.62
59	LURROCK	BN---DOMESTIC	B-727-100	85		85			
60	(LURROCK REGIONAL)		B-727-100C/QC	160		160			
61			B-727-200	1125	2	1127			
62			ALL TYPES	1370	2	1372	1378	1365	99.05
63		CC---DOMESTIC	B-727-100	255		255			
64			B-727-200	934		934			
65			ALL TYPES	1189		1189	1224	1188	97.05
66		TI---DOMESTIC	DC-9-10	872		872			
67			DC-9-30	581	12	593			
68			ALL TYPES	1453	12	1465	1474	1440	97.69
69		WN---DOMESTIC	B-737-100/200	4173		4173			
70			B-727-200	1		1			
71			ALL TYPES	4174		4174	4223	4171	98.76
72		ZV---DOMESTIC	SWEAR-METRO	1175		1175			
73			ALL TYPES	1175		1175	1216	1130	92.92
74	COMMUNITY TOTAL	DOMESTIC	B-727-100	340		340			
75			B-727-100C/QC	160		160			
76			B-727-200	2060	2	2062			
77			DC-9-10	872		872			
78			DC-9-30	581	12	593			
79			B-737-100/200	4173		4173			
80			SWEAR-METRO	1175		1175			
81			ALL TYPES	9361	14	9375	9515	9294	97.67
82	MIDLAND/ODESSA	BN---DOMESTIC	B-727-100	84		84			
83	(MIDLAND REGIONAL)		B-727-100C/QC	163		163			
84			B-727-200	772	1	773			
85			ALL TYPES	1019	1	1020	1037	1019	98.26
86		CO---DOMESTIC	B-727-100	495		495			
87			B-727-200	1832		1832			
88			ALL TYPES	2327		2327	2366	2316	97.88
89		TI---DOMESTIC	DC-9-10	644		644			
90			DC-9-30	171	11	182			
91			ALL TYPES	815	11	826	848	809	95.40
92		WN---DOMESTIC	B-737-100/200	4038	6	4044			
93			B-727-200	1		1			
94			ALL TYPES	4039	6	4045	4117	4037	98.05
95	COMMUNITY TOTAL	DOMESTIC	B-727-100	579		579			
96			281						

TABLE 7
 AIRCRAFT DEPARTURES SCHEDULED AND AIRCRAFT DEPARTURES PERFORMED,
 BY TYPE OF OPERATION, BY AIRCRAFT TYPE, BY COMMUNITY, AND BY CARRIER
 12 MONTHS ENDED DECEMBER 31, 1980

Line No.	Area, state or country Community (Airport name)	Carrier and type of operation	Type of aircraft	Total departures performed			Departures scheduled	Scheduled departures completed	
				Scheduled service	Nonscheduled service	All services		Number	Percent of departures scheduled
1	2	3	4	5	6	7	8	9	
1	VFRNAL	FL---DOMESTIC	CV-580	1300		1300			
2	(VFRNAL)		ALL TYPES	1300		1300	1367	1300	95.09
3									
4	VFRMONT								
5									
6									
7									
8									
9	RURI (INGTON (RURLINGTON INTERNATIONAL)	AL---DOMESTIC	BAC-111-200	907		907			
10			DC-9-30	680		680			
11			B-727-100	147	1	148			
12			ALL TYPES	1734	1	1735	1762	1731	98.24
13									
14		DL---DOMESTIC	DC-9-30	716		716			
15			B-727-200	1691		1691			
16			ALL TYPES	2407		2407	2435	2403	98.68
17									
18		NE---DOMESTIC	FH-227	1283	1	1284			
19			DHC-6	28	4	32			
20			ALL TYPES	1311	5	1316	1344	1299	96.65
21									
22		NC---DOMESTIC	DHC-6	677		677			
23			SD3-30	1027		1027			
24			SC-7	457		457			
25			F-27 SERIES	4		4			
26			ALL TYPES	2165		2165	2237	2165	96.78
27									
28	COMMUNITY TOTAL	DOMESTIC	BAC-111-200	907		907			
29			DC-9-30	1396		1396			
30			B-727-100	147	1	148			
31			B-727-200	1691		1691			
32			FH-227	1283	1	1284			
33			DHC-6	705	4	709			
34			SD3-30	1027		1027			
35			SC-7	457		457			
36			F-27 SERIES	4		4			
37			ALL TYPES	7617	6	7623	7778	7598	97.68
38									
39	MONTPELIER (RAPRE (EDWARD F. KNAPP STATE)	NE---DOMESTIC	DHC-6	935		935			
40			ALL TYPES	935		935	995	932	93.66
41									
42									
43	VERGINIA								
44									
45	CHARLOTTESVILLE (CHARLOTTESVILLE-ALBERMARLE)	PI---DOMESTIC	YS-11	1546	5	1551			
46			B-737-100/200	1556	8	1564			
47			B-727-100	234	1	235			
48			ALL TYPES	3336	14	3350	3415	3309	96.89
49									
50									
51									
52	DANVILLE (DANVILLE MUNI)	VL---DOMESTIC	PA-31/34/39	10		10			
53			EMBRAER	135		135			
54			ALL TYPES	145		145	154	145	94.15
55									
56									
57	MONT SPRINGS (INGALLS FIELD)	PI---DOMESTIC	YS-11	193	4	197			
58			ALL TYPES	193	4	197	244	193	79.09
59									
60									
61	LYNCHBURG (LYNCHBURG MUNI/PRESTON GLEN FLD)	PI---DOMESTIC	YS-11	2307	3	2305			
62			B-737-100/200	909		909			
63			B-727-100	29		29			
64			ALL TYPES	3240	3	3243	3342	3218	96.28
65									
66									
67	NEWPORT NEWS/HAMPTON/MILLBRG/YKTN (PATRICK HENRY)	UA---DOMESTIC	B-737-100/200	646		646			
68			B-727-100	112		112			
69			B-727-200	160		160			
70			ALL TYPES	918		918	940	918	97.65
71									
72									
73	NORFOLK/VA RCH/PTSMTH/CHE SAPKE (NORFOLK REGIONAL)	AL---DOMESTIC	BAC-111-200	1563		1563			
74			DC-9-30	2346	1	2347			
75			B-727-100	335		335			
76			ALL TYPES	4244	1	4245	4328	4236	97.87
77									
78		EA---DOMESTIC	DC-9-30	1109		1109			
79			DC-9-50	482		482			
80			B-727-100	102		102			
81			B-727-200	138		138			
82			B-727-100C/QC	40		40			
83			ALL TYPES	1871		1871	1892	1862	98.41
84									
85		PA---DOMESTIC	B-727-100	272		272			
86			B-727-200	487	1	488			
87			DC-10-10	5		5			
88			ALL TYPES	764	1	765	744	731	98.25
89									
90		PI---DOMESTIC	YS-11	813	2	815			
91			B-737-100/200	8247	25	8272			
92			B-727-100	2050	3	2053			
93			ALL TYPES	11110	30	11140	11235	11082	98.63
94									
95		UA---DOMESTIC	B-737-100/200	527		527			
96			B-727-100	755	1	756			
97			B-727-200	1036	1	1037			
98			DC-8-61	15	15	15			
99			ALL TYPES	2318	17	2335	2347	2310	98.42
100									
101		VL---DOMESTIC	PA-31/34/39	161		161			
102			ALL TYPES	161		161	171	161	94.15
103									
104	COMMUNITY TOTAL	DOMESTIC	BAC-111-200	1563		1563			
105			DC-9-30	3455	1	3456			
106			B-727-100	3514	4	3518			
107			DC-9-50	482		482			
108			B-727-200	1661	2	1663			
109			B-727-100C/QC	40		40			
110			DC-10-10	5		5			
111			YS-11	813	2	815			
112									

**TABLE 7
AIRCRAFT DEPARTURES SCHEDULED AND AIRCRAFT DEPARTURES PERFORMED,
BY TYPE OF OPERATION, BY AIRCRAFT TYPE, BY COMMUNITY, AND BY CARRIER**

12 MONTHS ENDED DECEMBER 31, 1980

Line No.	Area, state or country Community (Airport name)	Carrier and type of operation	Type of aircraft	Total departures performed			Departures scheduled	Scheduled departures completed	
				Scheduled service	Non-scheduled service	All services		Number	Percent of departures scheduled
1	2	3	4	5	6	7	8	9	
1	COMMUNITY TOTAL	DOMESTIC	(CONT.)						
2			B-737-100/200	8774	25	8799			
3			DC-9-30		15	15			
4			PA-31/34/39	161		161			
5			ALL TYPES	20468	49	20517	20717	20382	98.38
6	RICHMOND (RICHARD E BYRD FLYING FIELD)	AK---DOMESTIC	BH-99	264		264			
7			N-262	3022		3022			
8			F-28-4000/600	521		521			
9			ALL TYPES	3807		3807	5547	3807	68.63
10		EA---DOMESTIC	DC-9-30	2135		2135			
11			DC-9-50	15		15			
12			A-300B	120		120			
13			B-727-100	162		162			
14			B-727-100C/QC	33		33			
15			B-727-200	1089	1	1090			
16			L-1011	21		21			
17			ALL TYPES	3575	1	3576	3596	3536	98.33
18		PI---DOMESTIC	YS-11	1483	2	1485			
19			B-737-100/200	6909	17	6926			
20			B-727-100	1069	5	1074			
21			ALL TYPES	9461	24	9485	9629	9433	97.96
22		UA---DOMESTIC	B-727-100	373		373			
23			B-727-200	454		454			
24			DC-8-61		18	18			
25			B-737-100/200	489		489			
26			ALL TYPES	1316	18	1334	1332	1309	98.27
27		VL---DOMESTIC	PA-31/34/39	37		37			
28			EMBRAER	168		168			
29			ALL TYPES	205		205	211	205	97.15
30	COMMUNITY TOTAL	DOMESTIC	BH-99	264		264			
31			N-262	3022		3022			
32			F-28-4000/600	521		521			
33			DC-9-30	2135		2135			
34			DC-9-50	15		15			
35			A-300B	120		120			
36			B-727-100	1604	5	1609			
37			B-727-100C/QC	33		33			
38			B-727-200	1543	1	1544			
39			L-1011	21		21			
40			YS-11	1483	2	1485			
41			B-737-100/200	7398	17	7415			
42			DC-8-61		18	18			
43			PA-31/34/39	37		37			
44			EMBRAER	168		168			
45			ALL TYPES	18364	43	18407	20315	18290	90.03
46	ROANOKE (ROANOKE MUNI)	PI---DOMESTIC	YS-11	5308	3	5311			
47			B-737-100/200	7599	21	7620			
48			B-727-100	552	3	555			
49			ALL TYPES	13459	27	13486	13718	13430	97.90
50	STAUNTON (SHENANDOAH VALLEY)	PI---DOMESTIC	YS-11	1525		1525			
51			B-737-100/200	12	2	14			
52			ALL TYPES	1537	2	1539	1637	1519	92.79
53	WASHINGTON								
54	EVERETT (SNOHOMISH COUNTY/PRAINE COUNTY)	WV---DOMESTIC	B-727-200	1		1			
55			ALL TYPES	1		1			
56	MOSES LAKE (GRANT COUNTY)	CZ---DOMESTIC	BH-99	712		712			
57			EMBRAER	57	1	58			
58			ALL TYPES	769	1	770	874	769	87.98
59	OLYMPIA (OLYMPIA AIRPORT)	CZ---DOMESTIC	BH-99	427		427			
60			ALL TYPES	427		427	513	427	83.23
61	PASCO/KENNEWICK/RICHLAND (TRI-CITIES)	CZ---DOMESTIC	BH-99	2311		2311			
62			EMBRAER	462	4	466			
63			ALL TYPES	2773	4	2777	2972	2773	93.30
64		RW---DOMESTIC	DC-9-10	928		928			
65			DC-9-30	2316		2316			
66			ALL TYPES	3244		3244	3235	2882	89.08
67	COMMUNITY TOTAL	DOMESTIC	BH-99	2311		2311			
68			EMBRAER	462	4	466			
69			DC-9-10	928		928			
70			DC-9-30	2316		2316			
71			ALL TYPES	6017	4	6021	6207	5655	91.10
72	PULLMAN/MOSCOW (PULLMAN-MOSCOW REGIONAL)	CZ---DOMESTIC	BH-99	2514	1	2515			
73			EMBRAER	307	1	308			
74			ALL TYPES	2821	2	2823	3039	2821	97.82
75	RICHLAND (RICHLAND)	CZ---DOMESTIC	BH-99	1388		1388			
76			EMBRAER	56		56			
77			ALL TYPES	1444		1444	1629	1444	88.64
78	SEATTLE/TACOMA (BOFFING FIELD INTL.)	RN---DOMESTIC	B-727-200	3		3			
79			ALL TYPES	3		3	2	2	100.00
80		EA---DOMESTIC	B-727-100C/QC	1		1			
81			ALL TYPES	1		1	1	1	100.00
82			288						

TABLE 7
AIRCRAFT DEPARTURES SCHEDULED AND AIRCRAFT DEPARTURES PERFORMED,
BY TYPE OF OPERATION, BY AIRCRAFT TYPE, BY COMMUNITY, AND BY CARRIER
12 MONTHS ENDED DECEMBER 31, 1980

Line No.	Area, state or country Community (Airport name)	Carrier and type of operation	Type of aircraft	Total departures performed			Departures scheduled	Scheduled departures completed	
				Scheduled service	Nonscheduled service	All services		Number	Percent of departures scheduled
1	2	3	4	5	6	7	8	9	
1	ROEING FIELD INTL.	(CCAT.)							
2		NW---DOMESTIC	DC-10-40	1		1			
3			ALL TYPES	1		1			
4		UA---DOMESTIC	B-727-100	1	1	2	1	1	100.00
5			ALL TYPES	1	1	2			
6		WA---DOMESTIC	B-727-200	4		4	2	2	100.00
7			ALL TYPES	4		4			
8									
9									
10	AIRPORT TOTAL	DOMESTIC	B-727-200	7		7			
11			B-727-100C/QC	1		1			
12			DC-10-40	1		1			
13			B-727-100	1	1	2	6	6	100.00
14			ALL TYPES	10	1	11			
15	(SEATTLE-TACOMA INTERNATIONAL)	AA---DOMESTIC	B-727-100	269		269			
16			B-727-200	295		295			
17			DC-10-10	124		124			
18			B-707-300C	2		2			
19			B-707-100B	40		40			
20			B-707-300B	1		1	725	721	99.44
21			ALL TYPES	731		731			
22									
23									
24		AS---DOMESTIC	B-727-100	3498	67	3565			
25			B-727-200	1870	26	1896	5416	5307	97.98
26			ALL TYPES	5368	93	5461			
27									
28		BN---DOMESTIC	B-727-100	105		105			
29			B-727-100C/QC	175		175			
30			B-727-200	1403	2	1405	1734	1684	97.11
31			B-747SP	1		1			
32			ALL TYPES	1684	2	1686			
33									
34		CO---DOMESTIC	B-727-100	710		710			
35			B-727-200	1630		1630			
36			DC-10-10	685		685			
37			DC-10-30	4		4	3093	3021	97.67
38			ALL TYPES	3029		3029			
39									
40		GZ---DOMESTIC	BH-99	3507	1	3508			
41			EMBRAER	177		178	4062	3684	90.69
42			ALL TYPES	3684	2	3686			
43									
44		DL---DOMESTIC	B-727-200	834		834			
45			L-1011	599		599	1470	1431	97.34
46			ALL TYPES	1433		1433			
47									
48		EA---DOMESTIC	B-727-100	434		434			
49			B-727-100C/QC	364		364			
50			B-727-200	1138		1138			
51			L-1011	963		963	3450	3329	96.49
52			A-300B	457		457			
53			ALL TYPES	3356		3356			
54									
55		FT---DOMESTIC	B-747	28		28			
56			DC-8-61	320		320			
57			DC-8-63F	422		422			
58			B-747F	4		4			
59			B-747-200	3		3	770	711	92.33
60			ALL TYPES	777		777			
61									
62		FT---INTERNATIONAL	B-747-200	22	3	25			
63			B-747F	6	15	21			
64			DC-8-63F	9	9	18			
65			B-747	2	2	4	44	17	38.63
66			ALL TYPES	28	29	57			
67									
68									
69		FT---TOTAL	B-747	28	2	30			
70			DC-8-61	320		320			
71			DC-8-63F	422	9	431			
72			B-747F	10	15	25			
73			B-747-200	25	3	28	814	728	89.43
74			ALL TYPES	805	29	834			
75		NW---DOMESTIC	B-727-100	735		735			
76			B-727-200	3172	6	3178			
77			DC-10-40	4282		4282			
78			B-747	745	1	746			
79			B-747F	387		387	9557	9284	97.14
80			ALL TYPES	9321	7	9328			
81									
82		NW---INTERNATIONAL	B-747	498	17	515			
83			B-747F	157	1	158	670	654	97.61
84			ALL TYPES	655	18	673			
85									
86									
87		NW---TOTAL	B-727-100	735		735			
88			B-727-200	3172	6	3178			
89			DC-10-40	4282		4282			
90			B-747	1243	18	1261			
91			B-747F	544	1	545	10227	9938	97.17
92			ALL TYPES	9976	25	10001			
93									
94		PA---DOMESTIC	B-727-100	360		360			
95			B-727-200	166	1	167			
96			DC-10-10	187		187			
97			B-747	95		95	821	803	97.80
98			ALL TYPES	608	1	609			
99									
100		PA---INTERNATIONAL	B-747	269		269			
101			B-747SP	1		1	266	262	98.49
102			ALL TYPES	270		270			
103									
104		PA---TOTAL	B-727-100	360		360			
105			B-727-200	166	1	167			
106			DC-10-10	187		187			
107			B-747	364		364			
108			B-747SP	1		1	1087	1065	97.97
109			ALL TYPES	1078	1	1079			
110									
111		RV---DOMESTIC	L-188A/C	121		121	128	121	94.53
112			ALL TYPES	121		121			

TABLE 7
AIRCRAFT DEPARTURES SCHEDULED AND AIRCRAFT DEPARTURES PERFORMED,
BY TYPE OF OPERATION, BY AIRCRAFT TYPE, BY COMMUNITY, AND BY CARRIER
12 MONTHS ENDED DECEMBER 31, 1980

Line No.	Area, state or country Community (Airport name)	Carrier and type of operation	Type of aircraft	Total departures performed			Departures scheduled	Scheduled departures completed	
				Scheduled service	Non-scheduled service	All services		Number	Percent of departures scheduled
1	2	3	4	5	6	7	8	9	
1	SEATTLE-TACOMA INTERNATIONAL	(CONT.)							
2		RN---DOMESTIC	DC-9-10	1695		1695			
3			DC-9-30	4798	18	4816			
4			B-727-200	1023		1023			
5			B-727-100	1037	2	1039			
6			ALL TYPES	8553	20	8573	8490	7864	92.62
7		TN---DOMESTIC	B-727-200	1	1	2			
8			B-707-100B	279		279			
9			B-707-300B	176		176			
10			B-707-300C	20		20			
11			ALL TYPES	476	1	477	480	476	99.16
12		UA---DOMESTIC	B-727-100	4889	18	4907			
13			B-727-200	7135	7	7142			
14			DC-10-10	2486	1	2487			
15			B-747	273		273			
16			DC-8-50	15		15			
17			*DC-8-50F	689	3	692			
18			DC-8-61	795	49	844			
19			DC-8-62	31	1	32			
20			B-737-100/200	860		860			
21			ALL TYPES	17173	79	17252	17489	17089	97.71
22		WA---DOMESTIC	B-737-100/200	170		170			
23			B-727-200	5580	17	5597			
24			DC-10-10	710		710			
25			B-707-300C	12		12			
26			B-720-000B	2		2			
27			ALL TYPES	6474	17	6491	6617	6458	97.59
28		WE---DOMESTIC	B-737-200C	1193	26	1219			
29			U-TYPE-PIS-2	1		1			
30			ALL TYPES	1194	26	1220	1208	1169	96.77
31	AIRPORT TOTAL	DOMESTIC	B-727-100	12037	87	12124			
32			B-727-200	24247	60	24307			
33			DC-10-10	4192	1	4193			
34			B-707-300C	34		34			
35			B-707-100B	319		319			
36			B-707-300B	177		177			
37			B-727-100C/QC	539		539			
38			B-747SP	1		1			
39			DC-10-30	4		4			
40			BH-99	3507	1	3508			
41			EMBRAER	177	1	178			
42			L-1011	1562		1562			
43			A-300B	457		457			
44			*B-747	28		28			
45			*DC-8-61	320		320			
46			*DC-8-63F	422		422			
47			*B-747F	391		391			
48			*B-747-200	3		3			
49			DC-10-40	4282		4282			
50			B-747	1113	1	1114			
51			L-188A/C	121		121			
52			DC-9-10	1695		1695			
53			DC-9-30	4798	18	4816			
54			DC-8-50	15		15			
55			*DC-8-50F	689	3	692			
56			DC-8-61	795	49	844			
57			DC-8-62	31	1	32			
58			B-737-100/200	1030		1030			
59			B-720-000B	2		2			
60			B-737-200C	1193	26	1219			
61			U-TYPE-PIS-2	1		1			
62			ALL TYPES	64182	248	64430	65510	63152	96.40
63		INTERNATIONAL	*B-747-200	22	3	25			
64			*B-747F	163	16	179			
65			*DC-8-63F	9		9			
66			*B-747	2		2			
67			B-747	767	17	784			
68			B-747SP	1		1			
69			ALL TYPES	953	47	1000	980	933	95.20
70		TOTAL	B-727-100	12037	87	12124			
71			B-727-200	24247	60	24307			
72			DC-10-10	4192	1	4193			
73			B-707-300C	34		34			
74			B-707-100B	319		319			
75			B-707-300B	177		177			
76			B-727-100C/QC	539		539			
77			B-747SP	2		2			
78			DC-10-30	4		4			
79			BH-99	3507	1	3508			
80			EMBRAER	177	1	178			
81			L-1011	1562		1562			
82			A-300B	457		457			
83			*B-747	28	2	30			
84			*DC-8-61	320		320			
85			*DC-8-63F	422	9	431			
86			*B-747F	554	16	570			
87			*B-747-200	25	3	28			
88			DC-10-40	4282		4282			
89			B-747	1880	18	1898			
90			L-188A/C	121		121			
91			DC-9-10	1695		1695			
92			DC-9-30	4798	18	4816			
93			DC-8-50	15		15			
94			*DC-8-50F	689	3	692			
95			DC-8-61	795	49	844			
96			DC-8-62	31	1	32			
97			B-737-100/200	1030		1030			
98			B-720-000B	2		2			
99			B-737-200C	1193	26	1219			
100			U-TYPE-PIS-2	1		1			
101			ALL TYPES	69139	295	69430	66490	64085	96.38
102	COMMUNITY TOTAL BY CARRIER	AA---DOMESTIC	B-727-100	269		269			
103			B-727-200	298		298			
104			DC-10-10	124		124			
105									
106									
107									
108									
109									
110									
111									
112									

TABLE 7
 AIRCRAFT DEPARTURES SCHEDULED AND AIRCRAFT DEPARTURES PERFORMED,
 BY TYPE OF OPERATION, BY AIRCRAFT TYPE, BY COMMUNITY, AND BY CARRIER
 12 MONTHS ENDED DECEMBER 31, 1980

Line No.	Area, state or country Community (Airport name)	Carrier and type of operation	Type of aircraft	Total departures performed			Departures scheduled	Scheduled departures completed	
				Scheduled service	Nonscheduled service	All services		Number	Percent of departures scheduled
	1	2	3	4	5	6	7	8	9
1	COMMUNITY TOTAL BY CARRIER	AA---DOMESTIC	(CONT.) B-707-100B B-707-300B B-707-300C ALL TYPES	40 1 2 731		40 1 2 731	725	721	99.44
2		AS---DOMESTIC	B-727-100 B-727-200 ALL TYPES	3498 1870 5368	67 26 93	3565 1896 5461	5416	5307	97.98
3		BN---DOMESTIC	B-727-100 B-727-100C/QC B-727-200 B-747SP ALL TYPES	105 175 1406 1 1687		105 175 1408 1 1689	1736	1686	97.11
4		CC---DOMESTIC	B-727-100 B-727-200 DC-10-10 DC-10-30 ALL TYPES	710 1630 685 4 3029		710 1630 685 4 3029	3093	3021	97.67
5		CZ---DOMESTIC	9N-99 EMBRAER ALL TYPES	3507 177 3684	1 1 2	3508 178 3686	4062	3684	90.69
6		DL---DOMESTIC	B-727-200 L-1011 ALL TYPES	834 599 1433		834 599 1433	1470	1431	97.34
7		EA---DOMESTIC	A-300B B-727-100 B-727-100C/QC B-727-200 L-1011 ALL TYPES	457 436 365 1138 963 3357		457 434 365 1138 963 3357	3451	3330	96.49
8		FT---DOMESTIC	*B-747 *B-747-200 *B-747F *DC-8-61 *DC-8-63F ALL TYPES	28 3 4 320 422 777		28 3 4 320 422 777	770	711	92.33
9		FT---INTERNATIONAL	*B-747 *B-747-200 *B-747F *DC-8-63F ALL TYPES		2 22 6 28	2 25 15 57	44	17	38.63
10		FT---TCTAL	*B-747 *B-747-200 *B-747F *DC-8-61 *DC-8-63F ALL TYPES	28 25 10 320 422 805	2 3 15 9 29	30 28 25 320 431 834	814	728	89.43
11		NW---DOMESTIC	B-727-100 B-727-200 DC-10-40 B-747 *B-747F ALL TYPES	735 3172 4283 745 387 9322	6	735 3178 4283 746 387 9329	9557	9284	97.14
12		NW---INTERNATIONAL	B-747 *B-747F ALL TYPES	498 157 655	17 1 18	515 158 673	670	654	97.61
13		NW---TCTAL	B-727-100 B-727-200 DC-10-40 B-747 *B-747F ALL TYPES	735 3172 4283 1243 544 9977	6	735 3178 4283 1261 545 10002	10227	9938	97.17
14		PA---DOMESTIC	B-727-100 B-727-200 DC-10-10 B-747 ALL TYPES	360 186 187 95 808	1	360 167 187 95 809	821	803	97.80
15		PA---INTERNATIONAL	B-747 B-747SP ALL TYPES	269 1 270		269 1 270	266	262	98.49
16		PA---TCTAL	B-727-100 B-727-200 DC-10-10 B-747 B-747SP ALL TYPES	360 166 187 364 1 1078	1	360 167 187 364 1 1079	1087	1065	97.97
17		RV---DOMESTIC	L-108A/C ALL TYPES	121 121		121 121	128	121	94.53
18		RW---DOMESTIC	DC-9-13 DC-9-30 B-727-100 B-727-200 ALL TYPES	1695 4798 1037 1023 8553	18 2	1695 4816 1039 1023 8573	8490	7864	92.62
19		TH---DOMESTIC	B-727-200 B-707-100B B-707-300B B-707-300C ALL TYPES	1 279 176 20 476	1	2 279 176 20 477	480	476	99.16
20		UA---DOMESTIC	B-737-100/200 B-727-100 B-727-200 DC-10-10 B-747	860 4890 7135 2486 273	19 7 1	860 4909 7142 2487 273			

TABLE 7
 AIRCRAFT DEPARTURES SCHEDULED AND AIRCRAFT DEPARTURES PERFORMED,
 BY TYPE OF OPERATION, BY AIRCRAFT TYPE, BY COMMUNITY, AND BY CARRIER
 12 MONTHS ENDED DECEMBER 31, 1980

Line No.	Area, state or country Community (Airport name)	Carrier and type of operation	Type of aircraft	Total departures performed			Departures scheduled	Scheduled departures completed	
				Scheduled service	Non-scheduled service	All services		Number	Percent of departures scheduled
1	2	3	4	5	6	7	8	9	
1	COMMUNITY TOTAL BY CARRIER	UA---DOMESTIC	(CONT.)						
2			DC-B-50	15		15			
3			*DC-B-50F	689	3	692			
4			DC-B-61	795	49	844			
5			DC-B-62	31	1	32			
6			ALL TYPES	17174	80	17254	17490	17090	97.71
7		WA---DOMESTIC	B-737-100/200	170		170			
8			B-727-200	5584	17	5601			
9			DC-10-10	710		710			
10			B-707-300C	12		12			
11			B-720-000B	2		2			
12			ALL TYPES	6478	17	6495	6619	6460	97.59
13		NE---DOMESTIC	U-TYPE-PIS-2	1		1			
14			B-737-200C	1193	26	1219			
15			ALL TYPES	1194	26	1220	1208	1169	96.77
16	COMMUNITY TOTAL	DOMESTIC	B-727-200	24254	60	24314			
17			B-727-100C/GC	540		540			
18			DC-10-40	4283		4283			
19			B-727-100	12038	88	12126			
20			DC-10-10	4192	1	4193			
21			B-707-300C	34		34			
22			B-707-100B	319		319			
23			B-707-300B	177		177			
24			B-747SP	1		1			
25			DC-10-30	4		4			
26			BH-99	3507	1	3508			
27			EMBRAER	177	1	178			
28			L-1011	1562		1562			
29			A-300B	457		457			
30			*B-747	28		28			
31			*DC-B-61	320		320			
32			*DC-B-63F	422		422			
33			*B-747F	391		391			
34			*B-747-200	3		3			
35			B-747	1113	1	1114			
36			L-188A/C	121		121			
37			DC-9-10	1695		1695			
38			DC-9-30	4798	18	4816			
39			DC-B-50	15		15			
40			*DC-B-50F	689	3	692			
41			DC-B-61	795	49	844			
42			DC-B-62	31	1	32			
43			B-737-100/200	1030		1030			
44			B-720-000B	2		2			
45			B-737-200C	1193	26	1219			
46			U-TYPE-PIS-2	1		1			
47			ALL TYPES	64192	249	64441	65516	63158	96.40
48		INTERNATIONAL	*B-747-200	22	3	25			
49			*B-747F	163	16	179			
50			*DC-B-63F	9		9			
51			*B-747	2		2			
52			B-747	767	17	784			
53			B-747SP	1		1			
54			ALL TYPES	953	47	1000	980	933	95.20
55		TOTAL	B-727-200	24254	60	24314			
56			B-727-100C/GC	540		540			
57			DC-10-40	4283		4283			
58			B-727-100	12038	88	12126			
59			DC-10-10	4192	1	4193			
60			B-707-300C	34		34			
61			B-707-100B	319		319			
62			B-707-300B	177		177			
63			B-747SP	2		2			
64			DC-10-30	4		4			
65			BH-99	3507	1	3508			
66			EMBRAER	177	1	178			
67			L-1011	1562		1562			
68			A-300B	457		457			
69			*B-747	28	2	30			
70			*DC-B-61	320		320			
71			*DC-B-63F	422	9	431			
72			*B-747F	554	16	570			
73			*B-747-200	25		25			
74			B-747	1880	18	1898			
75			L-188A/C	121		121			
76			DC-9-10	1695		1695			
77			DC-9-30	4798	18	4816			
78			DC-B-50	15		15			
79			*DC-B-50F	689	3	692			
80			DC-B-61	795	49	844			
81			DC-B-62	31	1	32			
82			B-737-100/200	1030		1030			
83			B-720-000B	2		2			
84			B-737-200C	1193	26	1219			
85			U-TYPE-PIS-2	1		1			
86			ALL TYPES	65145	296	65441	66496	64091	96.38
87	SPOKANE								
88	(SPOKANE INTERNATIONAL)	CZ---DOMESTIC	BH-99	1516	4	1520			
89			EMBRAER	337		337			
90			ALL TYPES	1853	4	1857	1987	1853	93.25
91		FL---DOMESTIC	B-737-100/200	2571		2571			
92			ALL TYPES	2571		2571	2652	2564	96.68
93		AW---DOMESTIC	B-727-100	856		856			
94			B-727-200	4195		4195			
95			DC-10-40	1771		1771			
96			B-747	11		11			
97			*B-747F	5		5			
98			ALL TYPES	6838		6838	7097	6811	95.97
99		RN---DOMESTIC	DC-9-10	2684		2684			
100			DC-9-30	1911		1911			
101			B-727-200	1		1			
102			B-727-100	3	2	5			
103			ALL TYPES	4599	2	4601	4575	4256	93.02

**TABLE 7
 AIRCRAFT DEPARTURES SCHEDULED AND AIRCRAFT DEPARTURES PERFORMED,
 BY TYPE OF OPERATION, BY AIRCRAFT TYPE, BY COMMUNITY, AND BY CARRIER
 12 MONTHS ENDED DECEMBER 31, 1980**

L i n e No.	Area, state or country Community (Airport name)	Carrier and type of operation	Type of aircraft	Total departures performed			Departures scheduled	Scheduled departures completed						
				Scheduled service	Non-scheduled service	All services		Number	Percent of departures scheduled					
	1	2	3	4	5	6	7	8	9					
1	SPOKANE INTERNATIONAL	(CONT.) UA---DOMESTIC	B-727-100	1003	5	1008	2840	2768	97.46					
2			B-727-200	1065	2	1067								
3			*DC-8-50F	3		3								
4			B-737-100/200	722		722								
5			DC-8-61	2	8	10								
6			DC-10-10	1		1								
7			ALL TYPES	2796	15	2811								
8														
9				WA---DOMESTIC	B-727-200	261					261	280	261	93.21
10					ALL TYPES	261					261			
11			COMMUNITY TOTAL	DOMESTIC	BH-99	1516				4	1520	19431	18513	95.27
12					EMBRAER	337					337			
13	B-737-100/200	3293				3293								
14	B-727-100	1862			7	1869								
15	B-727-200	5522			2	5524								
16	DC-10-40	1771				1771								
17	B-747	11				11								
18	*B-747F	5				5								
19	DC-9-10	2684				2684								
20	DC-9-30	1911				1911								
21	*DC-8-50F	3				3								
22	DC-8-61	2			8	10								
23	DC-10-10	1		1										
24	ALL TYPES	18918	21	18939										
25	WALLA WALLA (WALLA WALLA CITY COUNTY)	CZ---DOMESTIC	BH-99	2169	5	2174	2752	2491	90.51					
26			EMBRAER	322	3	325								
27			ALL TYPES	2491	8	2499								
28	WENATCHEE (PANGBORN FIELD)	CZ---DOMESTIC	BH-99	986	4	990	1201	1080	89.92					
29			EMBRAER	94		94								
30			ALL TYPES	1080	4	1084								
31	YAKIMA (YAKIMA MUNI)	CZ---DOMESTIC	BH-99	2201	1	2202	2595	2406	92.71					
32			EMBRAER	205		205								
33			ALL TYPES	2406	1	2407								
34	COMMUNITY TOTAL	DOMESTIC	DC-9-10	905		905	2962	2590	87.44					
35			DC-9-30	1984		1984								
36			ALL TYPES	2889		2889								
37	WFST VIRGINIA	RM---DOMESTIC	BH-99	2201	1	2202	5557	499	89.90					
38			EMBRAER	205		205								
39			ALL TYPES	2406	1	2407								
40	ASHELAND/HUNTINGTON (TRI-STATE/WALKER-LONG FIELD)	AL---DOMESTIC	BAC-111-200	448		448	1000	988	98.80					
41			DC-9-30	322	2	324								
42			B-727-100	220		220								
43	COMMUNITY TOTAL	DOMESTIC	ALL TYPES	990	2	992	2966	2904	97.90					
44			YS-11	1458	2	1460								
45			B-737-100/200	1459	3	1462								
46	COMMUNITY TOTAL	DOMESTIC	B-727-100	1	6	7	3966	3892	98.13					
47			ALL TYPES	2918	11	2929								
48			BAC-111-200	448		448								
49	RECKLEY (RAL FIGH COUNTY MEMORIAL)	KC---DOMESTIC	DC-9-30	322	2	324	1383	1295	93.63					
50			B-727-100	221	6	227								
51			ALL TYPES	2918	11	2929								
52	COMMUNITY TOTAL	DOMESTIC	YS-11	1458	2	1460	5222	5096	97.58					
53			B-737-100/200	1459	3	1462								
54			ALL TYPES	3908	13	3921								
55	CHARLESTON/DUNRAK (KANAWHA)	AL---DOMESTIC	BAC-111-200	649		649	1115	1090	97.75					
56			DC-9-30	412	6	418								
57			B-727-100	32	4	36								
58	COMMUNITY TOTAL	DOMESTIC	ALL TYPES	1093	10	1103	343	338	98.54					
59			BH-99	257		257								
60			EMBRAER	81		81								
61	COMMUNITY TOTAL	DOMESTIC	ALL TYPES	338		338	6680	6524	97.66					
62			YS-11	1484		1484								
63			B-737-100/200	3606	7	3613								
64	CLARKSBURG/FAIRMONT (REDFORD)	KC---DOMESTIC	B-727-100	15		15	1324	1293	94.63					
65			ALL TYPES	5105	7	5112								
66			BAC-111-200	649		649								
67	COMMUNITY TOTAL	DOMESTIC	DC-9-30	412	6	418	6536	6353	97.34					
68			B-727-100	47	4	51								
69			BH-99	257		257								
70	COMMUNITY TOTAL	DOMESTIC	EMBRAER	81		81	1324	1324	94.63					
71			YS-11	1484		1484								
72			B-737-100/200	3606	7	3613								
73	COMMUNITY TOTAL	DOMESTIC	ALL TYPES	5105	7	5112	6680	6524	97.66					
74			BAC-111-200	649		649								
75			DC-9-30	412	6	418								
76	COMMUNITY TOTAL	DOMESTIC	B-727-100	47	4	51	1324	1324	94.63					
77			BH-99	257		257								
78			EMBRAER	81		81								
79	COMMUNITY TOTAL	DOMESTIC	YS-11	1484		1484	6680	6524	97.66					
80			B-737-100/200	3606	7	3613								
81			ALL TYPES	5105	7	5112								
82	COMMUNITY TOTAL	DOMESTIC	BAC-111-200	649		649	1324	1324	94.63					
83			DC-9-30	412	6	418								
84			B-727-100	47	4	51								
85	COMMUNITY TOTAL	DOMESTIC	BH-99	257		257	6680	6524	97.66					
86			EMBRAER	81		81								
87			YS-11	1484		1484								
88	COMMUNITY TOTAL	DOMESTIC	B-737-100/200	3606	7	3613	1324	1324	94.63					
89			ALL TYPES	5105	7	5112								
90			BAC-111-200	649		649								
91	COMMUNITY TOTAL	DOMESTIC	DC-9-30	412	6	418	6680	6524	97.66					
92			B-727-100	47	4	51								
93			BH-99	257		257								
94	COMMUNITY TOTAL	DOMESTIC	EMBRAER	81		81	1324	1324	94.63					
95			YS-11	1484		1484								
96			B-737-100/200	3606	7	3613								
97	COMMUNITY TOTAL	DOMESTIC	ALL TYPES	5105	7	5112	6680	6524	97.66					
98			BAC-111-200	649		649								
99			DC-9-30	412	6	418								
100	COMMUNITY TOTAL	DOMESTIC	B-727-100	47	4	51	1324	1324	94.63					
101			BH-99	257		257								
102			EMBRAER	81		81								
103	COMMUNITY TOTAL	DOMESTIC	YS-11	1484		1484	6680	6524	97.66					
104			B-737-100/200	3606	7	3613								
105			ALL TYPES	5105	7	5112								
106	COMMUNITY TOTAL	DOMESTIC	BAC-111-200	649		649	1324	1324	94.63					
107			DC-9-30	412	6	418								
108			B-727-100	47	4	51								
109	COMMUNITY TOTAL	DOMESTIC	BH-99	257		257	6680	6524	97.66					
110			EMBRAER	81		81								
111			YS-11	1484		1484								
112	COMMUNITY TOTAL	DOMESTIC	B-737-100/200	3606	7	3613	1324	1324	94.63					
113			ALL TYPES	5105	7	5112								
114			BAC-111-200	649		649								

TABLE 7
 AIRCRAFT DEPARTURES SCHEDULED AND AIRCRAFT DEPARTURES PERFORMED,
 BY TYPE OF OPERATION, BY AIRCRAFT TYPE, BY COMMUNITY, AND BY CARRIER
 12 MONTHS ENDED DECEMBER 31, 1980

Line No.	Area, state or country Community (Airport name)	Carrier and type of operation	Type of aircraft	Total departures performed			Departures scheduled	Scheduled departures completed	
				Scheduled service	Nonscheduled service	All services		Number	Percent of departures scheduled
1	2	3	4	5	6	7	8	9	
1	ELKINS (ELKINS-RANDOLPH COUNTY)	KC---DOMESTIC	BH-99	117		117	343	340	99.12
2			EMBRAER	223		223			
3			ALL TYPES	340		340			
4									
5	GREENBRIER/MNT SLPHR SPCS/LEMBRG (GREENBRIER VALLEY)	PI---DOMESTIC	YS-11	351	8	359	1090	1070	97.44
6			B-727-100/200	721	12	733			
7			B-727-100		20	20			
8			ALL TYPES	1072	40	1112			
9	MORGANTOWN (MORGANTOWN MUNI)	KC---DOMESTIC	BH-99	664		664	1563	1511	96.67
12			EMBRAER	847		847			
13			ALL TYPES	1511		1511			
14									
15	PARKERSBURG/MARIETTA (WOOD COUNTY)	AL---DOMESTIC	BAC-111-200	883		883	1098	1051	95.71
16			DC-9-30	174		174			
17			ALL TYPES	1057		1057			
18									
19		KC---DOMESTIC	EMBRAER	407		407	429	407	94.87
20			ALL TYPES	407		407			
21									
22									
23	COMMUNITY TOTAL	DOMESTIC	BAC-111-200	883		883			
24			DC-9-30	174		174			
25			EMBRAER	407		407			
26			ALL TYPES	1464		1464	1527	1458	95.48
27	PRINCETON/BLUEFIELD (MERCER COUNTY)	KC---DOMESTIC	BH-99	62		62	66	62	93.93
28			ALL TYPES	62		62			
29									
30									
31		PI---DOMESTIC	YS-11	1098		1098	1255	1097	87.41
32			ALL TYPES	1098		1098			
33									
34									
35	COMMUNITY TOTAL	DOMESTIC	BH-99	62		62	1321	1159	87.73
36			YS-11	1098		1098			
37			ALL TYPES	1160		1160			
38									
39	WISCONSIN								
40	RELOT/JANESVILLE (ROCK COUNTY)	RC---DOMESTIC	CV-580	913		913	978	912	93.25
41			DC-9-30	4		4			
42			DC-9-50	1		1			
43			ALL TYPES	918		918			
44	EAU CLAIRE (EAU CLAIRE MUNICIPAL)	RC---DOMESTIC	CV-580	637		637	2031	1936	95.32
45			DC-9-10	200		200			
46			DC-9-30	677		677			
47			DC-9-50	443	3	446			
48			1957	3	1960				
49	GREEN BAY/CLINTONVILLE (AUSTIN-STRAUBEL FIELD)	RC---DOMESTIC	CV-580	2630	2	2632	11055	10746	97.20
50			DC-9-10	421		421			
51			DC-9-30	3042	2	3044			
52			DC-9-50	4780	18	4798			
53			10873	22	10895				
54	LA CROSSE (LA CROSSE MUNI)	RC---DOMESTIC	CV-580	643	1	644	3473	3388	97.55
55			DC-9-10	593		593			
56			DC-9-30	533	1	534			
57			DC-9-50	1643	4	1647			
58			3412	6	3418				
59		KV---DOMESTIC	BH-99	328		328	698	697	99.85
60			SD3-30	369		369			
61			ALL TYPES	697		697			
62									
63	COMMUNITY TOTAL	DOMESTIC	CV-580	643	1	644	4171	4085	97.93
64			DC-9-10	593		593			
65			DC-9-30	533	1	534			
66			DC-9-50	1643	4	1647			
67			BH-99	328		328			
68			SD3-30	369		369			
69			ALL TYPES	4109	6	4115			
70	MADISON (TRUMAN FIELD)	NW---DOMESTIC	B-727-100	1083		1083	3205	3151	98.31
71			B-727-200	2097		2097			
72			DC-10-40	1		1			
73			ALL TYPES	3181		3181			
74		CZ---DOMESTIC	DC-9-10	271	1	272	1370	1284	93.72
75			DC-9-30	1018	5	1023			
76			ALL TYPES	1289	6	1295			
77									
78		RC---DOMESTIC	CV-580	1318	11	1329	6392	6257	97.88
79			DC-9-10	331		331			
80			DC-9-30	2240	6	2246			
81			DC-9-50	2421	3	2424			
82			6310	20	6330				
83	COMMUNITY TOTAL	DOMESTIC	B-727-100	1083		1083	10967	10692	97.49
84			B-727-200	2097		2097			
85			DC-10-40	1		1			
86			DC-9-10	602	1	603			
87			DC-9-30	3258	11	3269			
88			CV-580	1318	11	1329			
89			DC-9-50	2421	3	2424			
90			ALL TYPES	10780	26	10806			
91	MANTOWOC/SHEBOYGAN (MANTOWOC MUNI)	RC---DOMESTIC	CV-580	1388		1388	1457	1382	94.85
92			ALL TYPES	1388		1388			
93									
94									
95									
96									
97									
98									
99									
100									
101									
102									
103									
104									
105									
106									
107									
108									
109									
110									
111									
112									

TABLE 7
AIRCRAFT DEPARTURES SCHEDULED AND AIRCRAFT DEPARTURES PERFORMED,
BY TYPE OF OPERATION, BY AIRCRAFT TYPE, BY COMMUNITY, AND BY CARRIER
 12 MONTHS ENDED DECEMBER 31, 1980

Line No.	Area, state or country Community (Airport name)	Carrier and type of operation	Type of aircraft	Total departures performed			Departures scheduled	Scheduled departures completed					
				Scheduled service	Non-scheduled service	All services		Number	Percent of departures scheduled				
1	MILWAUKEE (GENERAL MITCHELL FIELD)	AA---DOMESTIC	B-727-200	1		1	367	359	97.82				
2			B-707-300B	1		1							
3		ALL TYPES	2		2								
4		BN---DOMESTIC	B-727-100	15		15							
5			B-727-100C/QC	119		119							
6			ALL TYPES	230	2	232							
7		EA---DOMESTIC	B-727-200	364	2	366							
8			DC-9-30	823		823							
9			DC-9-50	958		958							
10			B-727-200	17		17							
11			B-727-100	95		95							
12		B-727-100C/QC	39		39								
13		ALL TYPES	1932		1932								
14		NW---DOMESTIC	B-727-100	2612		2612							
15			B-727-200	6418	1	6419							
16			DC-10-40	381		381							
17			B-747	4		4							
18			*B-747F	1		1							
19		ALL TYPES	9416	1	9417								
20		OZ---DOMESTIC	DC-9-10	260	1	261							
21			DC-9-30	1793	56	1849							
22			ALL TYPES	2053	57	2110							
23		QH---DOMESTIC	B-737-100/200	3	8	11							
24			ALL TYPES	3	8	11							
25		RC---DOMESTIC	CV-580	3419	3	3422							
26			DC-9-10	3468	2	3470							
27			DC-9-30	8369	1	8370							
28			DC-9-50	6239	4	6243							
29			B-727-200	695		695							
30			INTERCHANGE	49		49							
31			ALL TYPES	22239	10	22249							
32		RW---DOMESTIC	DC-9-30	710		710							
33			DC-9-10	1		1							
34			INTERCHANGE	58		58							
35			ALL TYPES	769		769							
36		UA---DOMESTIC	B-737-100/200	8		8							
37			B-727-100	950	20	970							
38			B-727-200	2112	3	2115							
39			DC-10-10	20	1	21							
40			DC-8-50	1		1							
41			DC-8-61	114	205	319							
42			DC-8-62	5	2	7							
43			B-747	1		1							
44			*DC-8-50F	2		2							
45			ALL TYPES	3213	231	3444							
46		WA---DOMESTIC	B-737-100/200	120		120							
47			DC-10-10	2		2							
48			ALL TYPES	122		122							
49		XV---DOMESTIC	BH-99	430		430							
50			SD3-30	2		2							
51			ALL TYPES	432		432							
52			COMMUNITY TOTAL	DOMESTIC	9473	6				9479			
53		COMMUNITY TOTAL	B-707-300B	1		1							
54			B-727-100	3672	20	3692							
55			B-727-100C/QC	158		158							
56			DC-9-30	11695	57	11752							
57			DC-9-50	7197	4	7201							
58			DC-10-40	381		381							
59			B-747	5		5							
60			*B-747F	1		1							
61			DC-9-10	3729	3	3732							
62			B-737-100/200	131	8	139							
63			CV-580	3419	3	3422							
64			INTERCHANGE	107		107							
65			DC-10-10	22	1	23							
66			DC-8-50	1		1							
67			DC-8-61	114	205	319							
68			DC-8-62	5	2	7							
69		*DC-8-50F	2		2								
70		BH-99	430		430								
71		SD3-30	2		2								
72		ALL TYPES	40545	309	40854								
73		COMMUNITY TOTAL	COMMUNITY TOTAL	41246		41246							
74			COMMUNITY TOTAL	40159		40159							
75			COMMUNITY TOTAL	97.36		97.36							
76		OSHRGSH/APPLETON (QUITMAN COUNTY)	ZW---DOMESTIC	SWEAR-METRO	1952					1952	3667	3518	95.93
77				DASH-7	1585					1585			
78				ALL TYPES	3537					3537			
79		(WITTMAN FIELD)	RC---DOMESTIC	CV-580	1619					1619	3784	3642	96.24
80				DC-9-10	697					697			
81				DC-9-30	1070					1070			
82				DC-9-50	302					302			
83				ALL TYPES	3688					3688			
84		COMMUNITY TOTAL BY CARRIER	RC---DOMESTIC	CV-580	1619					1619	3784	3642	96.24
85				DC-9-10	697					697			
86				DC-9-30	1070					1070			
87				DC-9-50	302					302			
88				ALL TYPES	3688					3688			
89		COMMUNITY TOTAL	ZW---DOMESTIC	SWEAR-METRO	1952					1952	3667	3518	95.93
90				DASH-7	1585					1585			
91				ALL TYPES	3537					3537			
92		COMMUNITY TOTAL	DOMESTIC	SWEAR-METRO	1952					1952	3667	3518	95.93
93				DASH-7	1585					1585			
94				CV-580	1619					1619			
95				DC-9-10	697					697			
96				DC-9-30	1070					1070			
97		DC-9-50	302		302								
98		ALL TYPES	3688		3688								
99		COMMUNITY TOTAL	DOMESTIC	40854		40854							
100		COMMUNITY TOTAL	DOMESTIC	40854		40854							
101		COMMUNITY TOTAL	DOMESTIC	40854		40854							
102		COMMUNITY TOTAL	DOMESTIC	40854		40854							
103		COMMUNITY TOTAL	DOMESTIC	40854		40854							
104		COMMUNITY TOTAL	DOMESTIC	40854		40854							
105		COMMUNITY TOTAL	DOMESTIC	40854		40854							
106		COMMUNITY TOTAL	DOMESTIC	40854		40854							
107		COMMUNITY TOTAL	DOMESTIC	40854		40854							
108		COMMUNITY TOTAL	DOMESTIC	40854		40854							
109		COMMUNITY TOTAL	DOMESTIC	40854		40854							
110		COMMUNITY TOTAL	DOMESTIC	40854		40854							
111		COMMUNITY TOTAL	DOMESTIC	40854		40854							
112		COMMUNITY TOTAL	DOMESTIC	40854		40854							

TABLE 7
AIRCRAFT DEPARTURES SCHEDULED AND AIRCRAFT DEPARTURES PERFORMED,
BY TYPE OF OPERATION, BY AIRCRAFT TYPE, BY COMMUNITY, AND BY CARRIER
12 MONTHS ENDED DECEMBER 31, 1980

Line No.	Area, state or country Community (Airport name)	Carrier and type of operation	Type of aircraft	Total departures performed			Departures scheduled	Scheduled departures completed	
				Scheduled service	Non-scheduled service	All services		Number	Percent of departures scheduled
1	2	3	4	5	6	7	8	9	
1	TOTAL FOR 50 U.S. STATES	DOMESTIC	(CONT.)						
2			DC-9-30	746869	3969	750838			
3			B-727-100C/QC	70474	12	70486			
4			B-727-200	1398542	1355	1399897			
5			DC-8-50	2751	46	2797			
6			DC-8-61	49254	4811	54065			
7			L-4011	100700	13	100713			
8			DC-9-50	184767	295	185062			
9			A-300B	18947		18947			
10			B-727-100	485719	1476	487195			
11			DC-9-10	207691	686	208377			
12			B-737-100/200	559215	2106	561321			
13			L-188A/C	1803	63	1866			
14			FH UNDR 300HP	11377	1418	12795			
15			G-214	2117		2516			
16			C-402/402A	16473	64	16537			
17			M-404	508	51	559			
18			U-TYPE-P1S-1	53338		53338			
19			U-TYPE-P1S-2	7820		7820			
20			*L-100-30	279		279			
21			*L-188A/C	235		235			
22			*B-747	6119	7	6126			
23			*B-747F	3032	2	3034			
24			*DC-8-61	5630	9	5639			
25			*DC-8-63F	8105	42	8147			
26			*B-747-200	774	13	787			
27			DC-10-40	25188		25188			
28			B-747	29876	98	29974			
29			YS-11	41155	138	41293			
30			DC-10-10	98519	437	98956			
31			B-707-300C	9987	773	10760			
32			B-737-200C	21402	128	21530			
33			BH-2/A	696		696			
34			DD-28	8		8			
35			AC-680FL	398		398			
36			DHC-6	85506	116	85622			
37			PA-317A/39	21853	911	22764			
38			B-707-100B	76916	11	76927			
39			B-707-300B	27483	213	27696			
40			*B-707-300C	5899		5899			
41			CV-340/440	11		11			
42			EMBRAER	23330	1262	24592			
43			INTERCHANGE	394		394			
44			B-747SP	1476		1476			
45			*DC-8-50F	12266	22	12288			
46			DC-8-62	4201	37	4238			
47			DASH-7	21009	1	21010			
48			HANDLY PAGE	9464		9464			
49			PISTON 2-ENG	6804		6804			
50			DH 114	1886		1886			
51			N-262	20272		20272			
52			G-21A/PT-6 GO	3631		3631			
53			F-27 SERIES	2470	3	2473			
54			DC-10-30	812	11	823			
55			SD3-30	36243	1	36244			
56			L-1011-500 TR	205		205			
57			DC-9-80	84		84			
58			*DC-8-10	255		255			
59			B-720-000B	4		4			
60			EURO AIRBUS 3	3727		3727			
61			FH-227	27317	62	27379			
62			PA-23-250	188	4	192			
63			BH-99	47387	30	47417			
64			*B-727-100C/QC	2536	30	2566			
65			SSC COMCORDE	198		198			
66			F-28-4000/600	2069		2069			
67			DC-9-15F	3142		3142			
68			DC-3/C-47	328		328			
69			CASA 212	618		618			
70			DHC-3 OTTER	792		792			
71			BARDON(55 SER)1	7		7			
72			G-159	396	61	457			
73			CV-600	5897	24	5921			
74			SC-7	4119		4119			
75			ALL TYPES	5039769	22330	5062099	5111739	4951450	96.86
76		INTERNATIONAL	*B-747-200	396	52	448			
77			*B-747F	1351	66	1417			
78			*DC-8-63F	202	115	317			
79			*DC-8-61		1	1			
80			B-747	13544	43	13587			
81			*B-747	1846	111	1957			
82			B-747SP	2611		2611			
83			DC-10-10	4920	136	5056			
84			DC-8-62	1814	61	1875			
85			B-707-300B	3608	564	4172			
86			DC-10-30	786	36	822			
87			L-1011-500 TR	851		851			
88			DC-8-10	120		120			
89			B-727-200	11311	78	11389			
90			B-707-300C	3192	71	3263			
91			B-720-000B	3		3			
92			B-727-100	5550	1	5551			
93			L-1011	9408	2	9410			
94			B-737-100/200	1494	365	1859			
95			DC-9-30	601		601			
96			B-777-100C/QC	980	3	983			
97			DC-9-50	125		125			
98			DC-9-10	142	72	214			
99			DC-8-50	11		11			
100			A-300B	412		412			
101			*B-727-100C/QC	40	5	45			
102			*DC-8-10	6		6			
103			*DC-8-50F	433	41	474			
104			DC-8-63F		1	1			
105			DC-8-61	354		354			
106			*B-727-100	18		18			
107			B-707-100B	834	1	835			
108			*B-707-300C	515	2	517			
109			ALL TYPES	67278	1827	69105	67743	65963	97.37
110		TOTAL	CV-580	193700	1100	194800			
111									
112									

TABLE 7
AIRCRAFT DEPARTURES SCHEDULED AND AIRCRAFT DEPARTURES PERFORMED,
BY TYPE OF OPERATION, BY AIRCRAFT TYPE, BY COMMUNITY, AND BY CARRIER
12 MONTHS ENDED DECEMBER 31, 1980

L i n e No.	Area, state or country Community (Airport name)	Carrier and type of operation	Type of aircraft	Total departures performed			Departures scheduled	Scheduled departures completed	
				Scheduled service	Non-scheduled service	All services		Number	Percent of departures scheduled
1	2	3	4	5	6	7	8	9	
1	TOTAL FOR 50 U.S. STATES	TOTAL	(CONT.)						
2			SWEAR-METRO	130099	7	130106			
3			BAC-111-200	85003	13	85016			
4			DC-9-30	747470	3969	751439			
5			B-727-100C/QC	71454	15	71469			
6			B-727-200	1409853	1433	1411286			
7			DC-8-50	2762	46	2808			
8			DC-8-61	49608	4811	54419			
9			L-1011	110108	15	110123			
10			DC-9-50	184892	295	185187			
11			A-300B	19359		19359			
12			B-727-100	491269	1477	492746			
13			DC-9-10	207833	758	208591			
14			B-737-100/200	560709	2471	563180			
15			L-188A/C	1803	63	1866			
16			FM UMDR 300HP	11377	1418	12795			
17			C-21A	2117	399	2516			
18			C-402/402A	16473	64	16537			
19			M-404	508	51	559			
20			U-TYPE-PIS-1	53338		53338			
21			U-TYPE-PIS-2	7820		7820			
22			*L-100-30	279		279			
23			*L-188A/C	235		235			
24			*B-747	7745	118	7863			
25			*B-747F	4383	68	4451			
26			*DC-8-61	5630	10	5640			
27			*DC-8-63F	8307	157	8464			
28			*B-747-200	1170	65	1235			
29			B-747	43420	141	43561			
30			DC-10-40	25188		25188			
31			B-747SP	4087		4087			
32			YS-11	41155	138	41293			
33			DC-10-10	103439	573	104012			
34			B-707-300C	13179	844	14023			
35			B-737-200C	21402	128	21530			
36			BN-2/A	695		696			
37			DO-28	8		8			
38			AL-680FL	399		399			
39			DHC-6	85506	116	85622			
40			PA-31/34/39	21853	911	22764			
41			B-707-100B	77750	12	77762			
42			B-707-300B	31091	777	31868			
43			*B-707-300C	6414	2	6416			
44			CV-340/440	11		11			
45			EMBRAER	23330	1262	24592			
46			INTERCHANGE	394		394			
47			*DC-8-50F	12699	63	12762			
48			DC-8-62	6015	98	6113			
49			DASH-7	21009	1	21010			
50			HANDLY PAGE	9464		9464			
51			PISTON 2-ENG	6804		6804			
52			DH 114	1886		1886			
53			M-262	20272		20272			
54			G-21A/PT-6 GO	3631		3631			
55			F-27 SERIES	2470	3	2473			
56			DC-10-30	1598	47	1645			
57			S03-30	36243	1	36244			
58			L-1011-500 TR	1056		1056			
59			DC-9-80	84		84			
60			*DC-8-10	261		261			
61			DC-8-10	120		120			
62			B-720-000B	7		7			
63			EURO AIRBUS 3	3727		3727			
64			FM-227	27317	62	27379			
65			PA-23-250	188	4	192			
66			BN-99	47387	30	47417			
67			*B-727-100C/QC	2576	35	2611			
68			SSC CONCORDE	198		198			
69			F-28-4000/600	2069		2069			
70			DC-9-15F	3142		3142			
71			DC-3/C-47	328		328			
72			CASA 212	618		618			
73			DHC-3 OTTER	792		792			
74			BARDONISS SER)	7		7			
75			DC-8-63F		1	1			
76			*B-727-100	18		18			
77			G-159	396	61	457			
78			CV-600	5897	24	5921			
79			SC-7	4119		4119			
80			ALL TYPES	5107047	24157	5131204	5179482	5017413	96.87
81	OTHER U.S. AREAS-----								
82	AMERICAN SAMOA								
83	PAGO PAGO								
84	(PAGO PAGO INTERNATIONAL)	CO---INTERNATIONAL	DC-1-11	43F		43E			
85			DC-10-30	17		17			
86			ALL TYPES	446		446	444	443	99.88
87	CARDLINE ISLANDS								
88	KOROR, PALAU IS.								
89	(KOROR)	CO--INTERNATIONAL	B-27-100	160		160			
90			*B-727-100	29		29			
91			ALL TYPES	189		189	193	185	95.85
92	PONAPE								
93	(PONAPE HARBOR SPR)	CO--INTERNATIONAL	B-727-100	238		238			
94			*B-727-100	46		46			
95			ALL TYPES	284		284	281	278	97.93
96	TRUK								
97	(TRUK)	CO---INTERNATIONAL	B-727-100	265		265			
98			*B-727-100	50		50			
99			ALL TYPES	315		315	313	307	98.08
100	YAP								
101	(YAP)	CO---INTERNATIONAL	B-727-100	254		254			
102			*B-727-100	41		41			
103			298						

TABLE 7
AIRCRAFT DEPARTURES SCHEDULED AND AIRCRAFT DEPARTURES PERFORMED,
BY TYPE OF OPERATION, BY AIRCRAFT TYPE, BY COMMUNITY, AND BY CARRIER
12 MONTHS ENDED DECEMBER 31, 1980

Line No.	Area, state or country Community (Airport name)	Carrier and type of operation	Type of aircraft	Total departures performed			Departures scheduled	Scheduled departures completed	
				Scheduled service	Non-scheduled service	All services		Number	Percent of departures scheduled
				1	2	3	4	5	6
1	YAP	CO---INTERNATIONAL	(CONT.) ALL TYPES	295		295	316	289	91.45
4	GUAM ISLAND								
7	AGANA NAS (AGANA FIELD)	BN---INTERNATIONAL	B-747 B-747SP ALL TYPES	44 152 196		44 152 196	199	196	98.49
12		CO---INTERNATIONAL	B-727-100 *B-727-100 ALL TYPES	1019 119 1138		1019 119 1138	1162	1109	95.43
16		PA---INTERNATIONAL	B-747 ALL TYPES	705 705		705 705	709	702	99.01
19	COMMUNITY TOTAL	INTERNATIONAL	B-747 B-747SP B-727-100 *B-727-100 ALL TYPES	749 152 1019 119 2039		749 152 1019 119 2039	2070	2007	96.95
24	JOHNSTON ISLAND								
27	JOHNSTON ISLAND (JOHNSTON AFB)	CO---INTERNATIONAL	B-727-100 *B-727-100 ALL TYPES	145 26 171		145 26 171	174	170	97.70
32	MARIANA ISLANDS								
35	SAIPAN (SAIPAN)	CO---INTERNATIONAL	B-727-100 *B-727-100 ALL TYPES	1082 59 1141		1082 59 1141	1170	1120	95.72
40	TINIAN (TINIAN)	CO---INTERNATIONAL	B-727-100 ALL TYPES	2 2		2 2	2	2	100.00
45	MARSHALL ISLANDS								
47	KWAJALEIN (KWAJALEIN TEST SITE)	CO---INTERNATIONAL	B-727-100 *B-727-100 ALL TYPES	211 35 246		211 35 246	245	245	100.00
52	MAJURO (MAJURO)	CO---INTERNATIONAL	B-727-100 *B-727-100 ALL TYPES	212 36 248		212 36 248	245	244	99.59
57	PUERTO RICO								
61	SAN JUAN (PUERTO RICO INTERNATIONAL)	AA---INTERNATIONAL	B-727-100 DC-10-10 B-707-300B B-707-300C *B-707-300C B-747 *B-747 ALL TYPES	416 1142 446 862 275 329 51 3521		416 1143 447 870 275 329 51 3531	3485	3429	98.39
70		OL---INTERNATIONAL	L-1011 DC-8-50 ALL TYPES	1107 1 1108		1107 1 1108	1114	1106	99.28
74		EA---INTERNATIONAL	B-727-100 B-727-100C/QC B-727-200 L-1011 ALL TYPES	701 39 2105 4584 7429		701 39 2109 4584 7433	7457	7365	98.76
80		FT---DOMESTIC	*DC-8-61 *DC-8-63F *B-747 ALL TYPES	149 217 3 369		149 218 3 370	371	341	91.91
86		PA---INTERNATIONAL	B-727-100 B-727-200 DC-10-10 DC-10-30 B-707-300B B-747 L-1011 L-1011-500 TR ALL TYPES	26 427 212 20 80 11 30 117 923		26 427 213 20 110 11 30 117 954	903	879	97.34
94		RO---INTERNATIONAL	*B-727-100C/QC *DC-8-10 *DC-8-50F *DC-8-63F DC-8-63F ALL TYPES	27 6 218 62 313		28 6 238 71 344	337	266	78.93
102	COMMUNITY TOTAL	DOMESTIC	*DC-8-61 *DC-8-63F *B-747 ALL TYPES	149 217 3 369		149 218 3 370	371	341	91.91
107		INTERNATIONAL	B-727-100 DC-10-10 B-707-300B B-707-300C *B-707-300C	1143 1354 526 862 275		1143 1356 557 870 275			
112				296					

**TABLE 7
AIRCRAFT DEPARTURES SCHEDULES AND AIRCRAFT DEPARTURES PERFORMED,
BY TYPE OF OPERATION, BY AIRCRAFT TYPE, BY COMMUNITY, AND BY CARRIER**
12 MONTHS ENDED DECEMBER 31, 1980

L i n e N o.	Area, state or country Community (Airport name)	Carrier and type of operation	Type of aircraft	Total departures performed			Departures scheduled	Scheduled departures completed	
				Scheduled service	Non-scheduled service	All services		Number	Percent of departures scheduled
1	2	3	4	5	6	7	8	9	
1	COMMUNITY TOTAL	INTERNATIONAL	(CONT.)						
2			B-747	340		340			
3			SR-747	51		51			
4			L-1011	5721		5721			
5			DC-8-40	1		1			
6			B-727-100C/QC	39		39			
7			B-727-200	2532	4	2536			
8			DC-10-30	20		20			
9			L-1011-500 FR	117		117			
10			SR-727-100C/QC	27		27			
11			QDC-8-10	6		6			
12			QDC-8-40F	218	20	238			
13			QDC-8-61F	62	9	71			
14			DL-R-61F	1		1			
15			ALL TYPES	13294	76	13370	13294	98.11	
16		TOTAL	B-727-100	1143		1143			
17			DC-10-10	1354	2	1356			
18			B-707-300R	326	11	337			
19			B-707-300C	862	8	870			
20			SR-707-300C	275		275			
21			B-747	340		340			
22			SR-747	51		51			
23			L-1011	5721		5721			
24			DC-8-40	1		1			
25			B-727-100C/QC	39		39			
26			B-727-200	2532	4	2536			
27			QDC-8-41	149		149			
28			QDC-8-61F	279	10	289			
29			DC-10-30	20		20			
30			L-1011-500 FR	117		117			
31			SR-727-100C/QC	27		27			
32			QDC-8-10	6		6			
33			QDC-8-40F	218	20	238			
34			DL-R-61F	1		1			
35			ALL TYPES	13664	77	13741	13667	97.94	
36		INTERNATIONAL	(CONT.)						
37			CV-340/440	1617		1617			
38			ALL TYPES	1617		1617	1514	100.00	
39		INTERNATIONAL	(CONT.)						
40			B-727-100	1058		1058			
41			ALL TYPES	1058		1058	1040	97.37	
42		INTERNATIONAL	(CONT.)						
43			CV-340/440	1617		1617			
44			B-727-100	1058		1058			
45			ALL TYPES	2675		2675	2382	89.02	
46		INTERNATIONAL	(CONT.)						
47			CV-340/440	1542		1542			
48			B-727-100	1138		1138			
49			B-707-300R	330		330			
50			B-707-300C	560		560			
51			DC-10-10	15		15			
52			ALL TYPES	2504		2504	2222	88.74	
53		INTERNATIONAL	(CONT.)						
54			B-727-100	1081		1081			
55			B-727-100C/QC	211		211			
56			B-727-200	57		57			
57			ALL TYPES	1349		1349	1340	99.33	
58		DOMESTIC	(CONT.)						
59			DC-9-10	10		10			
60			ALL TYPES	10		10	14	71.42	
61		DOMESTIC	(CONT.)						
62			DC-9-10	10		10			
63			ALL TYPES	10		10	14	71.42	
64		INTERNATIONAL	(CONT.)						
65			CV-340/440	1542		1542			
66			B-727-100	1138		1138			
67			B-707-300R	330		330			
68			B-707-300C	560		560			
69			DC-10-10	15		15			
70			B-727-100C/QC	211		211			
71			B-727-200	57		57			
72			ALL TYPES	3843		3843	3562	92.71	
73		TOTAL	CV-340/440	1542		1542			
74			B-727-100	1138		1138			
75			B-707-300R	330		330			
76			B-707-300C	560		560			
77			DC-10-10	15		15			
78			B-727-100C/QC	211		211			
79			B-727-200	57		57			
80			DC-9-10	10		10			
81			ALL TYPES	3853		3853	3576	92.81	
82		DOMESTIC	(CONT.)						
83			QDC-8-41	149		149			
84			QDC-8-61F	217	1	218			
85			SR-747	1		1			
86			DC-9-10	10		10			
87			ALL TYPES	376	1	377	385	91.16	
88		INTERNATIONAL	(CONT.)						
89			DC-10-10	1807	2	1809			
90			DC-10-30	30		30			
91			B-727-100	6927		6927			
92			SR-727-100	561		561			
93			B-747	1088		1088			
94			B-747SP	152		152			
95			B-707-300R	854	11	865			
96			B-707-300C	1422	8	1430			
97			SR-707-300C	275		275			
98			SR-747	51		51			
99			L-1011	5721		5721			
100			DC-8-40	1		1			
101			B-727-100C/QC	250		250			
102			B-727-200	2479	4	2483			
103			L-1011-500 FR	117		117			
104			SR-727-100C/QC	27		27			
105			277						

TABLE 7
AIRCRAFT DEPARTURES SCHEDULED AND AIRCRAFT DEPARTURES PERFORMED,
BY TYPE OF OPERATION, BY AIRCRAFT TYPE, BY COMMUNITY, AND BY CARRIER
12 MONTHS ENDED DECEMBER 31, 1980

Line No.	Area, state or country Community (Airport name)	Carrier and type of operation	Type of aircraft	Total departures performed			Departures scheduled	Scheduled departures completed			
				Scheduled service	Nonscheduled service	All services		Number	Percent of departures scheduled		
	1	2	3	4	5	6	7	8	9		
1	FREEPORT INTERNATIONAL	EA---INTERNATIONAL	(COMT.)								
2			A-300B		1		1				
3			ALL TYPES		888		888	885	879	99.32	
4		QH---DOMESTIC		B-737-100/200	234	191	425				
5				DC-9-10	541	162	703				
6				DC-10-10		1	1				
7				ALL TYPES		775	354	1129	760	750	98.68
8				QH---INTERNATIONAL		B-737-100/200	725	256	981		
9		DC-9-10	136			23	159				
10		DC-10-10	9			13	22				
11				ALL TYPES	870	292	1162	808	804	99.50	
12		QH---TOTAL		B-737-100/200	959	447	1406				
13				DC-9-10	677	185	862				
14				DC-10-10	9	14	23				
15				ALL TYPES		1645	646	2291	1568	1554	99.10
16		COMMUNITY TOTAL	DOMESTIC	B-737-100/200	234	191	425				
17				DC-9-10	541	162	703				
18				DC-10-10		1	1				
19				ALL TYPES		775	354	1129	760	750	98.68
20			INTERNATIONAL		B-727-100	80		80			
21					B-727-200	353		353			
22					B-707-100B	36		36			
23					B-707-300B	36		36			
24					B-707-300C	56		56			
25					DC-9-30	32		32			
26					DC-9-50	117		117			
27					B-727-100C/QC	15		15			
28					L-1011	361		361			
29					A-300B	1		1			
30		B-737-100/200	725	256	981						
31		DC-9-10	136	23	159						
32		DC-10-10	9	13	22						
33		ALL TYPES		1957	292	2249	1892	1882	99.47		
34		TOTAL		B-727-100	80		80				
35	B-727-200			353		353					
36	B-707-100B			36		36					
37	B-707-300B			36		36					
38	B-707-300C			56		56					
39	DC-9-30			32		32					
40	DC-9-50			117		117					
41	B-727-100C/QC			15		15					
42	L-1011			361		361					
43	A-300B			1		1					
44	B-737-100/200			959	447	1406					
45	DC-9-10			677	185	862					
46	DC-10-10			9	14	23					
47	ALL TYPES				2732	646	3378	2652	2632	99.24	
48	NASSAU (NASSAU INTERNATIONAL)	AA---INTERNATIONAL	B-727-100	44		44					
49			B-727-200	3	4	7					
50			B-707-100B	24	1	25					
51			B-707-300B	81	11	92					
52			B-707-300C	189	27	216					
53		DC-10-10	2	1	3						
54		ALL TYPES		343	44	387	344	341	99.12		
55		DL---INTERNATIONAL		DC-8-50	3		3				
56				DC-8-61	354		354				
57				DC-9-30		4	4				
58				B-727-200	249		249				
59		ALL TYPES		606	4	610	607	605	99.67		
60		EA---INTERNATIONAL		DC-9-30	568		568				
61				DC-9-50	8		8				
62	A-300B			292		292					
63	B-727-100			194		194					
64	B-727-100C/QC			136		136					
65	B-727-200			163	2	165					
66	L-1011			591		591					
67	ALL TYPES		1952	2	1954	1952	1938	99.28			
68	WA---INTERNATIONAL		DC-10-10	72		72					
69			ALL TYPES		72		72	71	71	100.00	
70	COMMUNITY TOTAL	INTERNATIONAL	B-727-100	238		238					
71			B-727-200	415	6	421					
72			B-707-100B	24	1	25					
73			B-707-300B	81	11	92					
74			B-707-300C	189	27	216					
75			DC-10-10	74	1	75					
76			DC-8-50	3		3					
77			DC-8-61	354		354					
78			DC-9-30	568	4	572					
79			DC-9-50	8		8					
80			A-300B	292		292					
81			B-727-100C/QC	136		136					
82			L-1011	591		591					
83			ALL TYPES		2973	50	3023	2974	2955	99.36	
84	ROCK SOUND (ROCK SOUND INTERNATIONAL)	QH---DOMESTIC	B-737-100/200	75	64	139					
85			ALL TYPES		75	64	139	79	74	93.67	
86		QH---INTERNATIONAL		B-737-100/200	119	53	172				
87				DC-9-10	2		2				
88				DC-10-10	1		1				
89		ALL TYPES		122	53	175	126	104	82.53		
90		QH---TOTAL		B-737-100/200	194	117	311				
91				DC-9-10	2		2				
92				DC-10-10	1		1				
93				ALL TYPES		197	117	314	205	178	86.82

TABLE 7
AIRCRAFT DEPARTURES SCHEDULED AND AIRCRAFT DEPARTURES PERFORMED,
BY TYPE OF OPERATION, BY AIRCRAFT TYPE, BY COMMUNITY, AND BY CARRIER
12 MONTHS ENDED DECEMBER 31, 1980

L i n e N o.	Area, state or country Community (Airport name)	Carrier and type of operation	Type of aircraft	Total departures performed			Departures scheduled	Scheduled departures completed		
				Scheduled service	Nonscheduled service	All services		Number	Percent of departures scheduled	
	1	2	3	4	5	6	7	8	9	
1	BRAZIL	BN---INTERNATIONAL	DC-8-50	1		1	52	51	98.07	
2			DC-8-62	46		46				
3			B-727-200	4		4				
4			ALL TYPES	51		51				
5		RIO DE JANEIRO (GALVÃO)	BN---INTERNATIONAL	DC-8-62	181		181	195	190	97.43
6				B-747SP	8		8			
7				B-747	9		9			
8				ALL TYPES	198		198			
9			PA---INTERNATIONAL	B-737-100/200	482		482	1660	1605	96.68
10	B-707-300B			66		66				
11	B-747			770		770				
12	*B-747			37	9	46				
13	B-747SP	267		267	9	1668	1605	96.68		
14	L-1011-500 TR	37		37						
15	ALL TYPES	1659		1659						
16	RD---INTERNATIONAL	*DC-8-50F	*DC-8-50F	38		38	65	45	69.23	
17			*DC-8-63F	21		21				
18			ALL TYPES	59		59				
19	COMMUNITY TOTAL	INTERNATIONAL	DC-8-62	181		181	1920	1840	95.83	
20			B-747SP	275		275				
21			B-747	779		779				
22			B-737-100/200	482		482				
23			B-707-300B	66		66				
24			*B-747	37	9	46				
25			L-1011-500 TR	37		37				
26	*DC-8-50F	38		38						
27	*DC-8-63F	21		21						
28	ALL TYPES	1916		1916	9	1925	1840	95.83		
29	SAO PAULO (CONGONHAS)	PA---INTERNATIONAL	B-737-100/200	458		458	460	452	98.26	
30			ALL TYPES	458		458				
31	VITACOPÓS	BN---INTERNATIONAL	DC-8-62	197		197	206	197	95.63	
32			B-747SP	4		4				
33		ALL TYPES	201		201					
34		PA---INTERNATIONAL	*B-747	121		121				
35		PA---INTERNATIONAL	B-747	3		3	136	118	86.76	
36			B-747SP	1		1				
37	ALL TYPES	125		125						
38	RD---INTERNATIONAL	*DC-8-50F	*DC-8-50F	81		81	157	99	63.05	
39			*DC-8-63F	38		38				
40			ALL TYPES	119		119				
41	AIRPORT TOTAL	INTERNATIONAL	DC-8-62	197		197	499	414	82.96	
42			B-747SP	5		5				
43			*B-747	121		121				
44			B-747	3		3				
45			*DC-8-50F	81		81				
46			*DC-8-63F	38		38				
47	ALL TYPES	445		445						
48	COMMUNITY TOTAL BY CARRIER	BN---INTERNATIONAL	B-747SP	4		4	206	197	95.63	
49			DC-8-62	197		197				
50			ALL TYPES	201		201				
51	PA---INTERNATIONAL	B-737-100/200	B-747	458		458	596	570	95.63	
52			B-747	3		3				
53			*B-747	121		121				
54			B-747SP	1		1				
55	ALL TYPES	583		583						
56	RD---INTERNATIONAL	*DC-8-50F	*DC-8-50F	81		81	157	99	63.05	
57			*DC-8-63F	38		38				
58			ALL TYPES	119		119				
59	COMMUNITY TOTAL	INTERNATIONAL	B-737-100/200	458		458	959	866	90.30	
60			DC-8-62	197		197				
61			B-747SP	5		5				
62			*B-747	121		121				
63			B-747	3		3				
64			*DC-8-50F	81		81				
65	*DC-8-63F	38		38						
66	ALL TYPES	903		903						
67	BRITISH WEST INDIES	RC---DOMESTIC	DC-9-30	351		351	392	387	98.72	
68			DC-9-10	9		9				
69			DC-9-50	31		31				
70			ALL TYPES	391		391				
71		GRAND TURK (GRAND TURK)	QH---DOMESTIC	B-737-100/200	72		72	73	70	95.89
72				ALL TYPES	72		72			
73		QH---INTERNATIONAL	B-737-100/200	B-737-100/200	131		131	132	131	99.24
74				ALL TYPES	131		131			
75		QH---TOTAL	B-737-100/200	203		203	205	201	98.04	
76	ALL TYPES	203		203						
77	ANTIGUA (CORALIDGE FIELD)	EA---INTERNATIONAL	B-727-100	181		181	673	669	99.40	
78			B-727-100C/QC	251		251				
79			B-727-200	121		121				
80			L-1011	121		121				
81			ALL TYPES	674		674				
82			301							

TABLE 7
AIRCRAFT DEPARTURES SCHEDULED AND AIRCRAFT DEPARTURES PERFORMED,
BY TYPE OF OPERATION, BY AIRCRAFT TYPE, BY COMMUNITY, AND BY CARRIER
12 MONTHS ENDED DECEMBER 31, 1960

Line No.	Area, state or country Community (Airport name)	Carrier and type of operation	Type of aircraft	Total departures performed			Departures scheduled	Scheduled departures completed	
				Scheduled service	Nonscheduled service	All services		Number	Percent of departures scheduled
1	2	3	4	5	6	7	8	9	
1	ST. LUCIA (IRVINE FIELD)	EA---INTERNATIONAL	B-727-100	320		320	347	343	98.84
2			B-727-100C/QC	27		27			
3			ALL TYPES	347		347			
4									
5	SOUTH CAICOS (SOUTH CAICOS)	QH---DOMESTIC	B-737-100/200	9		9	10	9	90.00
7			ALL TYPES	9		9			
8		QH---INTERNATIONAL	B-737-100/200	17		17			
9			ALL TYPES	17		17			
10		QH---TOTAL	B-737-100/200	26		26	27	26	96.29
11		ALL TYPES	26		26				
12	CANADA								
13	-----								
14	ARROTSFORD B.C. (ARROTSFORD)	WA---DOMESTIC	B-727-200	4		4	4	4	100.00
15			ALL TYPES	4		4			
16	CALGARY, ALBERTA (CALGARY MUNICIPAL)	RW---DOMESTIC	DC-9-10	1874		1874	3455	3338	96.61
17			DC-9-30	942		942			
18			B-727-200	338		338			
19			B-727-100	366		366			
20		ALL TYPES	3520		3520				
21	WA---DOMESTIC	B-727-200	ALL TYPES	1530		1530	1540	1528	99.22
22			ALL TYPES	1530		1530			
23	COMMUNITY TOTAL	DOMESTIC	DC-9-10	1874		1874	4995	4866	97.61
24			DC-9-30	942		942			
25			B-727-200	1868		1868			
26			B-727-100	366		366			
27			ALL TYPES	5050		5050			
28	EDMONTON, ALBERTA (INTERNATIONAL)	NW---DOMESTIC	B-727-100	12		12	366	365	99.72
29			B-727-200	353		353			
30		ALL TYPES	365		365				
31		RW---DOMESTIC	DC-9-10	DC-9-30	948				
32	DC-9-30			461		461			
33	B-727-200			167		167			
34	B-727-100			181		181			
35		ALL TYPES	1757		1757				
36	WA---DOMESTIC	B-727-200	363		363	366	363	99.18	
37		ALL TYPES	363		363				
38	COMMUNITY TOTAL	DOMESTIC	B-727-100	193		193	2511	2376	94.62
39			B-727-200	883		883			
40			DC-9-10	948		948			
41			DC-9-30	461		461			
42			ALL TYPES	2485		2485			
43	MONTREAL, QUEBEC (MONTREAL INTERNATIONAL)	AA---DOMESTIC	B-727-100	14		14	1125	1116	99.20
44			B-727-200	185		185			
45			DC-10-10	437		437			
46			B-707-100B	285		285			
47		B-707-300B	67	1	68	1	128	1117	
48		B-707-300C	128		128				
49		ALL TYPES	1116	1	1117				
50	AL---DOMESTIC	BAC-111-200	DC-9-30	645		645	673	646	95.98
51			DC-9-30	2	1	3			
52			B-727-100	1		1			
53			ALL TYPES	648	1	649			
54	DL---DOMESTIC	B-727-200	L-1011	1915		1915	2708	2693	99.44
55			DC-8-50	343		343			
56			DC-8-50	4		4			
57			ALL TYPES	433		433			
58	EA---DOMESTIC	B-727-100	DC-8-61	2695		2695	2309	2300	99.61
59			B-727-100C/QC	252		252			
60			B-727-200	120		120			
61			L-1011	1935		1935			
62		ALL TYPES	2308		2308				
63	RC---DOMESTIC	DC-9-30	DC-9-50	96		96	325	317	97.53
64			B-727-200	93		93			
65			DC-9-10	129		129			
66			ALL TYPES	1		1			
67	UR---DOMESTIC	PA-31/34/39	SWEAR-METRO	22		22	112	107	95.53
68			ALL TYPES	86		86			
69	COMMUNITY TOTAL	DOMESTIC	B-727-100	267		267	7252	7179	98.99
70			B-727-200	4184		4184			
71			DC-10-10	437		437			
72			B-707-100B	285		285			
73			B-707-300B	67	1	68			
74			B-707-300C	128		128			
75			BAC-111-200	645		645			
76			DC-9-30	98	1	99			
77			L-1011	344		344			
78			DC-8-50	4		4			
79			DC-8-61	433		433			
80			B-727-100C/QC	120		120			
81			DC-9-50	93		93			
82			DC-9-10	1		1			
83			PA-31/34/39	22		22			
84			SWEAR-METRO	86		86			
85			ALL TYPES	7194	2	7196			
86			302						

**TABLE 7
AIRCRAFT DEPARTURES SCHEDULED AND AIRCRAFT DEPARTURES PERFORMED,
BY TYPE OF OPERATION, BY AIRCRAFT TYPE, BY COMMUNITY, AND BY CARRIER**

12 MONTHS ENDED DECEMBER 31, 1980

Line No.	Area, state or country Community (Airport name)	Carrier and type of operation	Type of aircraft	Total departures performed			Departures scheduled	Scheduled departures completed		
				Scheduled service	Non-scheduled service	All services		Number	Percent of departures scheduled	
	1	2	3	4	5	6	7	8	9	
1	OTTAWA, ONTARIO (OTTAWA INTERNATIONAL)	EA---DOMESTIC	B-727-200	330		330				
2			B-727-100	14		14				
3			A-300B	20		20				
4			ALL TYPES	364		364	366	363	99.18	
5	THUNDER BAY, ONTARIO (THUNDER BAY)	RC---DOMESTIC	CV-580	261		261				
6			DC-9-30	9		9				
7			DC-9-50	290		290				
8			ALL TYPES	560		560	568	544	95.77	
9	TORONTO, ONTARIO (TORONTO INTERNATIONAL)	AA---DOMESTIC	B-727-100	198		198				
10			B-727-200	3700		3700				
11			DC-10-10	1153		1153				
12			B-707-100B	326		326				
13			B-707-300B	171		174				
14			B-707-300C	321	3	322				
15			B-707-300C	221	1	221				
16			B-747	1		1				
17			ALL TYPES	6091	4	6095	6143	6060	98.64	
18			AL---DOMESTIC	BAC-111-200	1421		1421			
19				DC-9-30	2478	148	2626			
20				B-727-100	393	11	404			
21	ALL TYPES	4292	159	4451	4379	4268	97.46			
22	EA---DOMESTIC	DC-9-30	4		4					
23		B-727-100	274		274					
24		B-727-100C/QC	162		162					
25		B-727-200	1244		1244					
26	L-1011	872		872						
27	ALL TYPES	2558		2558	2583	2554	98.87			
28	RC---DOMESTIC	DC-9-30	105	2	107					
29		DC-9-50	1300		1300					
30		DC-9-10	1		1					
31		B-727-200	311		311					
32	CV-580	1717	1	1720	1738	1714	98.61			
33	ALL TYPES	1717	3	1720						
34	UA---DOMESTIC	B-737-100/200	735		735					
35		B-727-100	41	6	47					
36		B-727-200	136	9	145					
37		DC-10-10	168		168					
38		B-747	2		2					
39		DC-8-62	5		5					
40		DC-8-61	1087	21	1108	1097	1085	98.90		
41		ALL TYPES	1087	36	1123					
42	COMMUNITY TOTAL	DOMESTIC	B-727-100	906	17	923				
43			B-727-200	5391	9	5400				
44			DC-10-10	1321		1321				
45			B-707-100B	326		326				
46			B-707-300B	171	3	174				
47			B-707-300C	321	1	322				
48			B-707-300C	221		221				
49			B-747	3		3				
50			BAC-111-200	1421		1421				
51			DC-9-30	2587	150	2737				
52			B-727-100C/QC	162		162				
53			L-1011	872		872				
54			DC-9-50	1300		1300				
55			DC-9-10	1		1				
56			CV-580	1717	1	1720				
57			B-737-100/200	735	1	735				
58			DC-8-62	5		5				
59	DC-8-61	1087	21	1108	15940	15681	98.37			
60	ALL TYPES	15743	202	15945						
61	VANCOUVER, BR. COLUMBIA (VANCOUVER INTERNATIONAL)	FL---DOMESTIC	B-737-100/200	1028		1028				
62			ALL TYPES	1028		1028	1055	1028	97.44	
63	UA---DOMESTIC	UA---DOMESTIC	B-727-100	293	2	295				
64			B-727-200	671	2	673				
65			DC-8-61	1	3	3				
66			B-737-100/200	1		1				
67	ALL TYPES	965	7	972	974	963	98.87			
68	WA---DOMESTIC	WA---DOMESTIC	B-737-100/200	151		151				
69			B-727-200	2132		2132				
70			DC-10-10	440		440				
71			ALL TYPES	2723		2723	2733	2714	99.30	
72	COMMUNITY TOTAL	DOMESTIC	B-737-100/200	1180		1180				
73			B-727-100	293	2	295				
74			B-727-200	2803	2	2805				
75			DC-8-61	3		3				
76			DC-10-10	440		440				
77	ALL TYPES	4716	7	4723	4762	4705	98.80			
78	WHITEHORSE, YUKON TERR. (WHITEHORSE)	WE---DOMESTIC	U-TYPE-P15-1	47		47				
79			U-TYPE-P15-2	35		35				
80			B-737-200C	199	6	205				
81			ALL TYPES	281	6	287	294	238	80.95	
82	WINNIPEG, MANITOBA (WINNIPEG INTERNATIONAL)	FL---DOMESTIC	B-737-100/200	695		695				
83			ALL TYPES	695		695	701	694	99.00	
84			NW---DOMESTIC	B-727-200	736		736			
85				DC-10-40	255		255			
86	B-727-100	104			104					
87	ALL TYPES	1095		1095	1098	1094	99.63			
88	RC---DOMESTIC	RC---DOMESTIC	CV-580	1		1				
89			DC-9-30	312		312				
90			DC-9-50	10		10				
91			DC-9-10	32		32				
92			388							

TABLE 7
AIRCRAFT DEPARTURES SCHEDULED AND AIRCRAFT DEPARTURES PERFORMED,
BY TYPE OF OPERATION, BY AIRCRAFT TYPE, BY COMMUNITY, AND BY CARRIER
12 MONTHS ENDED DECEMBER 31, 1980

Line No.	Area, state or country Community (Airport name)	Carrier and type of operation	Type of aircraft	Total departures performed			Departures scheduled	Scheduled departures completed	
				Scheduled service	Non-scheduled service	All services		Number	Percent of departures scheduled
1	2	3	4	5	6	7	8	9	
1	WINNIPEG INTERNATIONAL	RC---DOMESTIC	(CONT.)						
2			ALL TYPES	355		355	359	348	96.93
3	COMMUNITY TOTAL	DOMESTIC	B-737-100/200	695		695			
4			B-727-200	736		736			
5			DC-10-40	255		255			
6			B-727-100	104		104			
7			CV-580	1		1			
8			DC-9-30	312		312			
9			DC-9-50	10		10			
10			DC-9-10	32		32			
11			ALL TYPES	2145		2145	2158	2136	98.98
12	CHILE								
13	SANT IAGO (PUNAMIEZ)	BN---INTERNATIONAL	B-747	107		107			
14			B-747SP	106		106			
15			DC-8-62	612	1	613			
16			ALL TYPES	825	1	826	843	822	97.50
17	CHINA								
18	PEKING (CENTRAL)	PA---INTERNATIONAL	B-747SP	1		1			
19			ALL TYPES	1		1	1	1	100.00
20	COLONIA								
21	ROGOTA (FL DORADO)	BN---INTERNATIONAL	B-727-200	681		681			
22			B-747SP	1		1			
23			DC-8-50	4		4			
24			DC-8-62	740	3	743			
25			ALL TYPES	1426	3	1429	1427	1418	99.36
26		RD---INTERNATIONAL	*B-727-100C/QC	1		1			
27			*DC-8-50F	101	2	103			
28			*DC-8-63F	97		97			
29			ALL TYPES	199	2	201	240	152	63.33
30	COMMUNITY TOTAL	INTERNATIONAL	B-727-200	681		681			
31			B-747SP	1		1			
32			DC-8-50	4		4			
33			DC-8-62	740	3	743			
34			*B-727-100C/QC	1		1			
35			*DC-8-50F	101	2	103			
36			*DC-8-63F	97		97			
37			ALL TYPES	1625	5	1630	1667	1570	94.18
38	CALI (PALMASECA)	BN---INTERNATIONAL	B-727-200	197		197			
39			DC-8-50	2		2			
40			DC-8-62	293	2	295			
41			ALL TYPES	492	2	494	489	489	100.00
42		RD---INTERNATIONAL	*DC-8-50F	21	2	23			
43			*DC-8-63F	24	2	26			
44			ALL TYPES	45	4	49	53	38	71.69
45	COMMUNITY TOTAL	INTERNATIONAL	B-727-200	197		197			
46			DC-8-50	2		2			
47			DC-8-62	293	2	295			
48			*DC-8-50F	21	2	23			
49			*DC-8-63F	24	2	26			
50			ALL TYPES	537	6	543	542	527	97.23
51	COSTA RICA								
52	SAN JOSE (EL COLO INTERNATIONAL)	CG---DOMESTIC	ALL TYPES						
53		PA---INTERNATIONAL	B-727-100	260		260			
54			B-707-300B	253		253			
55			L-1011-500 TR	73		73			
56			ALL TYPES	586		586	590	583	98.81
57		QH---DOMESTIC	B-737-100/200	1		1			
58			ALL TYPES	1		1	1	1	100.00
59		QH---INTERNATIONAL	ALL TYPES				20		.00
60		QH---TOTAL	B-737-100/200	1		1			
61			ALL TYPES	1		1	21	1	4.76
62	COMMUNITY TOTAL	DOMESTIC	B-737-100/200	1		1			
63			ALL TYPES	1		1	1	1	100.00
64		INTERNATIONAL	B-727-100	260		260			
65			B-707-300B	253		253			
66			L-1011-500 TR	73		73			
67			ALL TYPES	586		586	610	583	95.57
68		TOTAL	B-727-100	260		260			
69			B-707-300B	253		253			
70			L-1011-500 TR	73		73			
71			B-737-100/200	1		1			
72			ALL TYPES	587		587	611	584	95.58
73	CUJRA								
74	HAVANA (JOSE MARTI)	QH---INTERNATIONAL	B-737-100/200	2	4	6			
75			DC-9-10		42	42			
76			ALL TYPES	2	46	48			
77		RC---DOMESTIC	DC-9-30	1		1			
78			384						

TABLE 7
AIRCRAFT DEPARTURES SCHEDULED AND AIRCRAFT DEPARTURES PERFORMED,
BY TYPE OF OPERATION, BY AIRCRAFT TYPE, BY COMMUNITY, AND BY CARRIER
12 MONTHS ENDED DECEMBER 31, 1980

Line No.	Aer. state or country of Community (Airport name)	Carrier and type of operation	Type of aircraft	Total departures performed			Departures scheduled	Scheduled departures completed		
				Scheduled service	Nonscheduled service	All services		Number	Percent of departures scheduled	
1	2	3	4	5	6	7	8	9		
1	LE RAIZET	AA---INTERNATIONAL	(CONT.)							
2			DC-10-10	75		75				
3			ALL TYPES	145		145	143	143	100.00	
4		EA---INTERNATIONAL	B-727-100	309		309				
5			B-727-200	1		1				
6			B-727-100C/QC	1		1				
7			ALL TYPES	311		311	313	304	97.12	
8		COMMUNITY TOTAL	INTERNATIONAL	B-707-300B	25		25			
9				B-707-300C	45		45			
10				DC-10-10	75		75			
11				B-727-100	309		309			
12				B-727-200	1		1			
13				B-727-100C/QC	1		1			
14				ALL TYPES	456		456	456	447	98.02
15		GERMANY	PA---INTERNATIONAL	B-727-100	7716	265	7981			
16				B-727-100C/QC	2180	12	2192			
17				B-727-100C/QC	243	9	252			
18	B-727-200			2421		2421				
19	B-707-300B			6	4	10				
20	ALL TYPES			12566	290	12856	12197	11950	97.97	
21	BERLIN (TEGFL)			BN---INTERNATIONAL	B-747	340	1	341		
22					B-747SP	25		25		
23					ALL TYPES	365	1	366	365	356
24	FRANKFURT (RHEIN MAIN)			DL---INTERNATIONAL	L-1011	215		215		
25					L-1011-500 TR	73		73		
26					ALL TYPES	288		288	288	288
27	FRANKFURT (RHEIN MAIN)			FI---INTERNATIONAL	B-747	32		32		
28					B-747-200	65		65		
29					DC-8-63F	1		1		
30					ALL TYPES	98		98	87	72
31	FRANKFURT (RHEIN MAIN)			PA---INTERNATIONAL	B-727-100	2724	1	2725		
32		B-727-100C/QC	749			749				
33		B-727-100C/QC	245		8	253				
34		B-727-200	2034			2034				
35		DC-10-30	159		2	161				
36		B-707-300B	97		42	139				
37		B-747	1339		2	1341				
38		B-747	343		7	350				
39		B-747SP	15			15				
40		ALL TYPES	7705		62	7767	7618	7388	96.98	
41	FRANKFURT (RHEIN MAIN)	SB---INTERNATIONAL	B-747F	445	57	502				
42			DC-8-63F	6		6				
43			B-747	93		93				
44			ALL TYPES	544	57	601	654	544	83.18	
45	FRANKFURT (RHEIN MAIN)	TW---INTERNATIONAL	B-707-300B	632		632				
46			B-747	244		244				
47			L-1011	54		54				
48			ALL TYPES	930		930	948	928	97.89	
49	FRANKFURT (RHEIN MAIN)	INTERNATIONAL	B-747	1923	3	1926				
50			B-747SP	40		40				
51			L-1011	269		269				
52			L-1011-500 TR	73		73				
53			B-747	468	7	475				
54			B-747-200	65		65				
55			DC-8-63F	7		7				
56			B-727-100	2724	1	2725				
57			B-727-100C/QC	749		749				
58			B-727-100C/QC	245	8	253				
59			B-727-200	2034		2034				
60			DC-10-30	159	2	161				
61			B-707-300B	729	42	771				
62			B-747	1339	2	1341				
63			B-747	343	7	350				
64			B-747SP	15		15				
65			ALL TYPES	9930	120	10050	9960	9576	96.14	
66	FRANKFURT (RHEIN MAIN)	NW---INTERNATIONAL	B-747	89		89				
67			ALL TYPES	89		89	89	89	100.00	
68			FRANKFURT (RHEIN MAIN)	PA---INTERNATIONAL	B-727-100	2553	8	2561		
69					B-727-100C/QC	656	1	657		
70					B-727-200	243		243		
71					B-707-300B	7		7		
72					ALL TYPES	3452	16	3468	3410	3335
73			FRANKFURT (RHEIN MAIN)	SB---INTERNATIONAL	B-747F	2		2		
74					ALL TYPES	2		2	2	2
75			FRANKFURT (RHEIN MAIN)	INTERNATIONAL	B-747	89		89		
76					B-727-100	2553	8	2561		
77					B-727-100C/QC	656	1	657		
78					B-727-200	243		243		
79					B-707-300B	7		7		
80					B-747	2		2		
81					ALL TYPES	3543	16	3559	3501	3424
82			FRANKFURT (RHEIN MAIN)	PA---INTERNATIONAL	B-727-100	2242	5	2247		
83	B-727-100C/QC	575				575				
84	B-727-200	89				89				
85	B-707-300B	1			10	11				
86	B-747	4			1	5				
87	DC-10-30	1				1				
88	ALL TYPES	2911	17	2928	2844	2780	97.74			
89	FRANKFURT (RHEIN MAIN)	PA---INTERNATIONAL	B-727-100	1113		1113				
90			B-727-100C/QC	219		219				
91			387							

TABLE 7
AIRCRAFT DEPARTURES SCHEDULED AND AIRCRAFT DEPARTURES PERFORMED,
BY TYPE OF OPERATION, BY AIRCRAFT TYPE, BY COMMUNITY, AND BY CARRIER
12 MONTHS ENDED DECEMBER 31, 1980

Line No.	Area, state or country Community (Airport name)	Carrier and type of operation	Type of aircraft	Total departures performed			Departures scheduled	Scheduled departures completed	
				Scheduled service	Nonscheduled service	All services		Number	Percent of departures scheduled
	1	2	3	4	5	6	7	8	9
1	ITALY								
2	-----								
3	MILAN								
4	(MALPENSA)	FT---INTERNATIONAL	*B-747 *B-747-200 ALL TYPES	6 19 25		6 19 25	25	13	52.00
5		SB---INTERNATIONAL	*B-747F *B-747 ALL TYPES	108 21 129		108 21 129	138	129	93.47
6		TN---INTERNATIONAL	B-707-300B B-747 ALL TYPES	1 347 348		1 347 348	363	343	94.49
7	COMMUNITY TOTAL	INTERNATIONAL	*B-747 *B-747-200 *B-747F B-707-300B B-747 ALL TYPES	27 19 108 1 347 502		27 19 108 1 347 502	526	485	92.20
8	ROME								
9	(CIAMPINO)	TN---INTERNATIONAL	B-707-300B ALL TYPES	1 1		1 1			
10	(LEONARDO DA VINCI)	PA---INTERNATIONAL	B-727-100 B-707-300B B-747 B-747SP L-1011-500 TR ALL TYPES	293 15 267 15 43 633	36 2	293 51 269 15 43 671	633	622	98.26
11		SB---INTERNATIONAL	*B-747F *B-747 ALL TYPES	7 1 8		7 1 8	8	5	62.50
12		TN---INTERNATIONAL	B-707-300B B-747 B-747SP L-1011 ALL TYPES	1163 361 180 72 1776		1163 361 180 72 1776	1786	1763	98.71
13	AIRPORT TOTAL	INTERNATIONAL	B-727-100 B-707-300B B-747 B-747SP L-1011-500 TR *B-747F *B-747 L-1011 ALL TYPES	293 1178 628 195 43 7 72 2417	36 2	293 1214 630 195 43 7 72 2455	2427	2390	98.47
14	COMMUNITY TOTAL BY CARRIER	PA---INTERNATIONAL	B-727-100 L-1011-500 TR B-707-300B B-747 B-747SP ALL TYPES	293 43 15 267 15 633	36 2	293 43 51 269 15 671	633	622	98.26
15		SB---INTERNATIONAL	*B-747 *B-747F ALL TYPES	1 7 8		1 7 8	8	5	62.50
16		TN---INTERNATIONAL	L-1011 B-707-300B B-747 B-747SP ALL TYPES	72 1164 361 180 1777		72 1164 361 180 1777	1786	1763	98.71
17	COMMUNITY TOTAL	INTERNATIONAL	B-707-300B B-727-100 B-747 B-747SP L-1011-500 TR *B-747F *B-747 L-1011 ALL TYPES	1179 293 628 195 43 7 1 72 2418	36 2	1215 293 630 195 43 7 1 72 2456	2427	2390	98.47
18	IVORY COAST								
19	-----								
20	ABIDJAN								
21	(PORT ROUET)	PA---INTERNATIONAL	B-747 ALL TYPES	102 102		102 102	105	101	96.19
22	JAMAICA								
23	-----								
24	KINGSTON								
25	(PALM SPRINGS)	AA---INTERNATIONAL	B-727-100 B-707-300B B-707-300C ALL TYPES	2 140 245 387		2 140 245 387	391	296	75.70
26		QH---DOMESTIC	B-737-100/200 ALL TYPES	10 10		10 10	10	10	100.00
27		QH---INTERNATIONAL	B-737-100/200 DC-9-10 DC-10-10 ALL TYPES	275 6 2 283	2	277 6 2 285	289	280	96.88
28		QH---TOTAL	B-737-100/200 DC-9-10 DC-10-10 ALL TYPES	285 6 2 293	2	287 6 2 295	299	290	96.98
29		RD---INTERNATIONAL	*B-727-100C/DC *DC-8-50F	11 39		11 39			

TABLE 7
 AIRCRAFT DEPARTURES SCHEDULED AND AIRCRAFT DEPARTURES PERFORMED,
 BY TYPE OF OPERATION, BY AIRCRAFT TYPE, BY COMMUNITY, AND BY CARRIER
 12 MONTHS ENDED DECEMBER 31, 1980

Line No.	Area, state or country Community (Airport name)	Carrier and type of operation	Type of aircraft	Total departures performed			Departures scheduled	Scheduled departures completed		
				Scheduled service	Nonscheduled service	All services		Number	Percent of departures scheduled	
	1	2	3	4	5	6	7	8	9	
1	PALISADES	RD---INTERNATIONAL	(CONT.)							
2			*DC-8-63F	13		13				
3			ALL TYPES	63		63	64	50	78.12	
4		COMMUNITY TOTAL	DOMESTIC	B-737-100/200	10		10			
5				ALL TYPES	10		10	10	10	100.00
6				INTERNATIONAL	B-727-100	2		2		
7				B-707-300B	140		140			
8				B-707-300C	245		245			
9				B-737-100/200	275	2	277			
10				DC-9-10	6		6			
11				DC-10-10	2		2			
12				*B-727-100C/QC	11		11			
13				*DC-8-50F	39		39			
14				*DC-8-63F	13		13			
15				ALL TYPES	733	2	735	744	626	84.13
16			TOTAL	B-727-100	2		2			
17				B-707-300B	140		140			
18				B-707-300C	245		245			
19				B-737-100/200	285	2	287			
20				DC-9-10	6		6			
21				DC-10-10	2		2			
22				*B-727-100C/QC	11		11			
23				*DC-8-50F	39		39			
24				*DC-8-63F	13		13			
25				ALL TYPES	743	2	745	754	636	84.35
26		MONTEGO BAY (MONTEGO BAY INTERNATIONAL)	AA---INTERNATIONAL	B-727-100	14		14			
27				B-707-300B	118		118			
28				B-707-300C	233		233			
29				ALL TYPES	365		365	366	366	99.45
30			EA---INTERNATIONAL	B-727-100	61		61			
31	B-727-100C/QC			18		18				
32	B-727-200			363		363				
33			ALL TYPES	442		442	441	440	99.77	
34	QH---DOMESTIC		B-737-100/200	20	13	33				
35			ALL TYPES	20	13	33	19	19	100.00	
36	QH---INTERNATIONAL		B-737-100/200	204	26	230				
37			DC-9-10	4		4				
38		DC-10-10	1		1					
39		ALL TYPES	209	26	235	218	207	94.95		
40	QH---TOTAL	B-737-100/200	224	39	263					
41		DC-9-10	4		4					
42		DC-10-10	1		1					
43		ALL TYPES	229	39	268	237	226	95.35		
44	COMMUNITY TOTAL	DOMESTIC	B-737-100/200	20	13	33				
45			ALL TYPES	20	13	33	19	19	100.00	
46			INTERNATIONAL	B-727-100	75		75			
47			B-707-300B	118		118				
48			B-707-300C	233		233				
49			B-727-100C/QC	18		18				
50			B-727-200	363		363				
51			B-737-100/200	204	26	230				
52			DC-9-10	4		4				
53			DC-10-10	1		1				
54			ALL TYPES	1016	26	1042	1025	1011	98.63	
55			TOTAL	B-727-100	75		75			
56		B-707-300B	118		118					
57		B-707-300C	233		233					
58		B-727-100C/QC	18		18					
59		B-727-200	363		363					
60		B-737-100/200	224	39	263					
61		DC-9-10	4		4					
62		DC-10-10	1		1					
63		ALL TYPES	1036	39	1075	1044	1030	98.65		
64	JAPAN									
65	KAGOSHIMA (KAGOSHIMA)	FT---INTERNATIONAL	*DC-8-63F	4		4				
66			ALL TYPES	4		4				
67			OKINAWA (NAMA AFB)	FT---INTERNATIONAL	*B-747-200	15		15		
68	*B-747F	4			4					
69	B-747	1			1					
70		ALL TYPES	20		20	29	19	65.51		
71	COMMUNITY TOTAL	INTERNATIONAL	B-747	357		357				
72			ALL TYPES	357		357	359	348	96.93	
73			*B-747-200	15		15				
74		*B-747F	4		4					
75		B-747	358		358					
76		ALL TYPES	377		377	385	367	94.58		
77	OSAKA (OSAKA INTERNATIONAL)	FT---INTERNATIONAL	*B-747-200	101		101				
78			*B-747F	59		59				
79			*DC-8-61	1		1				
80			B-747	39		39				
81			*B-747	35		35				
82		ALL TYPES	235		235	256	213	83.20		
83		NW---INTERNATIONAL	B-747	787		787				
84			*B-747F	45		45				
85			ALL TYPES	832		832	866	824	95.15	
86		PA---INTERNATIONAL	B-747	390		390				
87	B-747SP		75		75					
88	ALL TYPES		465		465	494	483	93.72		
89			311							

TABLE 7
AIRCRAFT DEPARTURES SCHEDULED AND AIRCRAFT DEPARTURES PERFORMED,
BY TYPE OF OPERATION, BY AIRCRAFT TYPE, BY COMMUNITY, AND BY CARRIER
 12 MONTHS ENDED DECEMBER 31, 1980

Line No.	Area, state or country Community (Airport name)	Carrier and type of operation	Type of aircraft	Total departures performed			Departures scheduled	Scheduled departures completed	
				Scheduled service	Non-scheduled service	All services		Number	Percent of departures scheduled
	1	2	3	4	5	6	7	8	9
1	COMMUNITY TOTAL	INTERNATIONAL	*B-747-200	101		101			
2			*B-747F	104		104			
3			*DC-8-61	1		1			
4			B-747	1216		1216			
5			*B-747	35		35			
6			B-747SP	75		75			
7			ALL TYPES	1532		1532	1616	1500	92.82
8									
10	TOKYO (NARITA)	CO---INTERNATIONAL	B-727-100	363		363			
11			ALL TYPES	363		363	369	362	98.10
12									
13		FT---INTERNATIONAL	*B-747-200	627		627			
14			*B-747F	311		311			
15			*DC-8-63F	27		27			
16			*DC-8-61	8		8			
17			B-747	226		226			
18			*B-747	146		146			
19			ALL TYPES	1345		1345	1376	1159	84.22
20									
21		NW---INTERNATIONAL	B-747	2637		2637			
22			*B-747F	538	3	541			
23			ALL TYPES	3175	3	3178	3270	3153	96.42
24									
25		PA---INTERNATIONAL	B-747	1331		1331			
26			B-747SP	693		693			
27			ALL TYPES	2024		2024	2025	1979	97.72
28									
29	COMMUNITY TOTAL	INTERNATIONAL	B-727-100	363		363			
30			*B-747-200	627		627			
31			*B-747F	849	3	852			
32			*DC-8-63F	27		27			
33			*DC-8-61	8		8			
34			B-747	4194		4194			
35			*B-747	146		146			
36			B-747SP	693		693			
37			ALL TYPES	6907	3	6910	7040	6653	94.50
38									
39									
40									
41									
42									
43	NAIROBI (NAIROBI)	PA---INTERNATIONAL	B-747	101		101			
44			ALL TYPES	101		101	105	101	96.19
45									
46									
47									
48									
49									
50	MORNING/ROBERTSFIELD (ROBERTSFIELD)	PA---INTERNATIONAL	B-747	310		310			
51			ALL TYPES	310		310	315	307	97.46
52									
53									
54									
55									
56									
57									
58									
59									
60									
61									
62									
63									
64									
65									
66									
67	ACAPULCO (PLAN DE LOS AMATES)	AA---INTERNATIONAL	B-727-100	37		37			
68			B-727-200	540		540			
69			DC-10-10	212		212			
70			B-707-100B	62		62			
71			B-707-300B	7	3	10			
72			B-707-300C	35	15	50			
73			ALL TYPES	893	18	911	859	857	99.76
74									
75		BN---INTERNATIONAL	B-727-100	2		2			
76			B-727-100C/QC	5		5			
77			B-727-200	1506	3	1509			
78			DC-8-62	2	4	6			
79			B-747	1		1			
80			ALL TYPES	1516	7	1523	1503	1501	99.86
81									
82		CO---INTERNATIONAL	B-727-200	73		73			
83			ALL TYPES	73		73	73	73	100.00
84									
85		EA---INTERNATIONAL	L-1011	305		305			
86			B-727-100	1		1			
87			B-727-200	1		1			
88			ALL TYPES	307		307	306	301	98.36
89									
90		WA---INTERNATIONAL	B-727-200	259		259			
91			DC-10-10	144		144			
92			B-707-300C	1		1			
93			ALL TYPES	404		404	379	378	99.73
94									
95	COMMUNITY TOTAL	INTERNATIONAL	B-727-100	40		40			
96			B-727-200	2379	3	2382			
97			DC-10-10	356		356			
98			B-707-100B	62		62			
99			B-707-300B	7	3	10			
100			B-707-300C	36	15	51			
101			B-727-100C/QC	5		5			
102			DC-8-62	2	4	6			
103			B-747	1		1			
104			L-1011	305		305			
105			ALL TYPES	3193	25	3218	3120	3110	99.67
106									
107	PANGLOSS (PANGLOSS)	FA---INTERNATIONAL	B-727-100	201		201			
108			B-727-100C/QC	133		133			
109			B-727-200	153		153			
110			ALL TYPES	487		487	490	485	98.97
111									
112			312						

TABLE 7
 AIRCRAFT DEPARTURES SCHEDULED AND AIRCRAFT DEPARTURES PERFORMED,
 BY TYPE OF OPERATION, BY AIRCRAFT TYPE, BY COMMUNITY, AND BY CARRIER
 12 MONTHS ENDED DECEMBER 31, 1980

Line No.	Area, state or country Community (Airport name)	Carrier and type of operation	Type of aircraft	Total departures performed			Departures scheduled	Scheduled departures completed		
				Scheduled service	Nonscheduled service	All services		Number	Percent of departures scheduled	
	1	2	3	4	5	6	7	8	9	
1	CANCUN	(CCAT.)								
2		TI---DOMESTIC	DC-9-30	543	118	661				
3			ALL TYPES	543	118	661	545	534	97.98	
4		UA---DOMESTIC	B-727-200	32	7	39				
5			DC-8-61	4	4	8				
6			ALL TYPES	36	11	47	36	36	100.00	
7		COMMUNITY TOTAL	DOMESTIC	DC-9-30	543	118	661			
8				B-727-200	32	7	39			
9				DC-8-61	4	4	8			
10				ALL TYPES	579	129	708	581	570	98.10
11				INTERNATIONAL	B-727-100	201		201		
12					B-727-100C/QC	133		133		
13				B-727-200	153		153			
14				ALL TYPES	487		487	490	485	98.97
15		TOTAL	B-727-100	201		201				
16				B-727-100C/QC	133		133			
17				B-727-200	185	7	192			
18				DC-9-30	543	118	661			
19				DC-8-61	4	4	8			
20				ALL TYPES	1066	129	1195	1071	1055	98.50
21		COZUMEL (COZUMEL INTERNATIONAL)	EA---INTERNATIONAL	B-727-100	47		47			
22				B-727-100C/QC	24		24			
23				B-727-200	38		38	112	109	97.32
24			ALL TYPES	109		109				
25	TI---DOMESTIC		DC-9-30	279	7	286				
26				ALL TYPES	279	7	286	274	273	99.63
27			UA---DOMESTIC	B-727-200	20		20			
28				DC-8-61	2		2			
29				ALL TYPES	22		22	22	22	100.00
30	COMMUNITY TOTAL		DOMESTIC	DC-9-30	279	7	286			
31			B-727-200	20		20				
32			DC-8-61	2		2				
33			ALL TYPES	301	7	308	296	295	99.66	
34			INTERNATIONAL	B-727-100	47		47			
35				B-727-100C/QC	24		24			
36			B-727-200	38		38				
37			ALL TYPES	109		109	112	109	97.32	
38	TOTAL	B-727-100	47		47					
39			B-727-100C/QC	24		24				
40			B-727-200	58		58				
41			DC-9-30	279	7	286				
42			DC-8-61	2		2				
43			ALL TYPES	410	7	417	408	404	99.01	
44	GUADALAJARA (GUADALAJARA)	AA---INTERNATIONAL	B-727-100	384		384				
45			B-727-200	266		266				
46			B-707-300C	54		54	704	704	100.00	
47			ALL TYPES	704		704				
48		FL---DOMESTIC	B-737-100/200	370		370				
49				ALL TYPES	370		370	369	369	100.00
50		TI---DOMESTIC	DC-9-10	334		334				
51				DC-9-30	29		29			
52				ALL TYPES	363		363	366	363	99.18
53		WA---INTERNATIONAL	B-727-200	735		735				
54			DC-10-10	15		15				
55			ALL TYPES	750		750	733	730	99.59	
56	COMMUNITY TOTAL	DOMESTIC	B-737-100/200	370		370				
57			DC-9-10	334		334				
58			DC-9-30	29		29				
59			ALL TYPES	733		733	735	732	99.59	
60			INTERNATIONAL	B-727-100	384		384			
61				B-727-200	1001		1001			
62			B-707-300C	54		54				
63			DC-10-10	15		15				
64			ALL TYPES	1454		1454	1437	1434	99.79	
65	TOTAL	B-727-100	384		384					
66			B-727-200	1001		1001				
67			B-707-300C	54		54				
68			B-737-100/200	370		370				
69			DC-9-10	334		334				
70			DC-9-30	29		29				
71		DC-10-10	15		15					
72		ALL TYPES	2187		2187	2172	2166	99.72		
73	LA PAZ (LA PAZ INTL.)	AA---INTERNATIONAL	B-727-100	2		2				
74			ALL TYPES	2		2	2	2	100.00	
75		CC---INTERNATIONAL	B-727-200	97		97				
76				ALL TYPES	97		97	97	97	100.00
77		RW---DOMESTIC	DC-9-30	37		37				
78				ALL TYPES	37		37	22	22	100.00
79	COMMUNITY TOTAL	DOMESTIC	DC-9-30	37		37				
80			ALL TYPES	37		37	22	22	100.00	
81			INTERNATIONAL	B-727-100	2		2			
82			B-727-200	97		97				
83			ALL TYPES	99		99	99	99	100.00	
84	TOTAL	B-727-100	2		2					
85			B-727-200	97		97				
86			DC-9-30	37		37				
87			313							

TABLE 7
AIRCRAFT DEPARTURES SCHEDULED AND AIRCRAFT DEPARTURES PERFORMED,
BY TYPE OF OPERATION, BY AIRCRAFT TYPE, BY COMMUNITY, AND BY CARRIER
12 MONTHS ENDED DECEMBER 31, 1980

Line No.	Area, state or country Community (Airport name)	Carrier and type of operation	Type of aircraft	Total departures performed			Departures scheduled	Scheduled departures completed			
				Scheduled service	Non-scheduled service	All services		Number	Percent of departures scheduled		
	1	2	3	4	5	6	7	8	9		
1	MEXICO CITY INTERNATIONAL	(CENT.) TI---DOMESTIC	DC-9-10	523	1	524	1191	1179	98.99		
2			DC-9-30	663	1	664					
3			ALL TYPES	1186	2	1188					
4		HA---INTERNATIONAL		B-727-200	403		403				
5				DC-10-10	1040		1040				
6				B-707-300C	14		14				
7				B-720-000B	3		3				
8				ALL TYPES	1460		1460				
9		COMMUNITY TOTAL	DOMESTIC	DC-9-10	523	1	524	1466	1454	99.18	
10				DC-9-30	663	1	664				
11				ALL TYPES	1186	2	1188				
12			INTERNATIONAL		B-727-100	357					357
13					B-727-200	3877	8				3885
14					DC-10-10	1318					1318
15					B-707-100B	706					706
16					B-707-300B	455	5				460
17					B-707-300C	294					294
18					B-727-100C/QC	1					1
19					DC-B-62	2					2
20		L-1011	430		430						
21		A-300B	104		104						
22		B-747	357		357						
23		B-747	6		6						
24		L-1011-500 TR	227		227						
25		B-720-000B	3		3						
26		ALL TYPES	8137	13	8150						
27		TOTAL		B-727-100	357		357				
28				B-727-200	3877	8	3885				
29				DC-10-10	1318		1318				
30				B-707-100B	706		706				
31				B-707-300B	455	5	460				
32				B-707-300C	294		294				
33				B-727-100C/QC	1		1				
34	DC-B-62			2		2					
35	L-1011			430		430					
36	A-300B			104		104					
37	B-747			357		357					
38	B-747	6		6							
39	L-1011-500 TR	227		227							
40	DC-9-10	523	1	524							
41	DC-9-30	663	1	664							
42	B-720-000B	3		3							
43	ALL TYPES	9323	15	9338							
44	MONTERREY (DEL NORTE INTERNATIONAL)	TI---DOMESTIC	DC-9-10	181		181	366	363	99.18		
45			DC-9-30	186	5	191					
46			ALL TYPES	367	5	372					
47	PUERTO VALLARTA (PUERTO VALLARTA)	AA---INTERNATIONAL	B-727-100	214		214	330	330	100.00		
48			B-727-200	120		120					
49			ALL TYPES	334		334					
50	CO---INTERNATIONAL		B-727-200	144		144	144	144	100.00		
51			ALL TYPES	144		144					
52			PS---DOMESTIC		B-727-100	115					115
53	B-727-200	38				38					
54	ALL TYPES	153				153					
55	RW---DOMESTIC		DC-9-30	360	39	399	401	317	98.10		
56			B-727-100	2		2					
57			ALL TYPES	362	39	401					
58	COMMUNITY TOTAL	DOMESTIC	B-727-100	117		117	469	463	98.72		
59			B-727-200	38		38					
60			DC-9-30	360	39	399					
61	INTERNATIONAL		ALL TYPES	515	39	554					
62			B-727-100	214		214					
63			B-727-200	264		264					
64	TOTAL		ALL TYPES	478		478	474	474	100.00		
65			B-727-100	331		331					
66			B-727-200	302		302					
67	SAN JOSE DEL CABO (SAN JOSE DEL CABO)	AA---INTERNATIONAL	DC-9-30	360	39	399	401	317	98.10		
68			ALL TYPES	993	39	1032					
69			B-727-100	23		23					
70	CO---INTERNATIONAL		ALL TYPES	23		23	23	23	100.00		
71			B-727-200	97		97					
72			ALL TYPES	97		97					
73	RW---DOMESTIC		DC-9-30	82		82	46	45	97.82		
74			ALL TYPES	82		82					
75			COMMUNITY TOTAL	DOMESTIC	DC-9-30	82					82
76	ALL TYPES	82				82					
77	INTERNATIONAL				B-727-100	23		23	120	120	100.00
78			B-727-200	97		97					
79			ALL TYPES	120		120					
80	TOTAL		B-727-100	23		23	166	165	99.39		
81			B-727-200	97		97					
82			DC-9-30	82		82					
83	ZIMIANEJO (ZIMIANEJO)	FL---DOMESTIC	B-737-100/200	185		185	187	184	98.39		
84			ALL TYPES	185		185					
85											
86			318								

TABLE 7
AIRCRAFT DEPARTURES SCHEDULED AND AIRCRAFT DEPARTURES PERFORMED,
BY TYPE OF OPERATION, BY AIRCRAFT TYPE, BY COMMUNITY, AND BY CARRIER
12 MONTHS ENDED DECEMBER 31, 1980

Line No.	Area, state or country Community (Airport name)	Carrier and type of operation	Type of aircraft	Total departures performed			Departures scheduled	Scheduled departures completed		
				Scheduled service	Non-scheduled service	All services		Number	Percent of departures scheduled	
	1	2	3	4	5	6	7	8	9	
1	NETHERLANDS									
2	-----									
3	AMSTERDAM (SCHIPHOL)	BN---INTERNATIONAL	B-747	222		222	225	213	94.66	
4			ALL TYPES	222		222				
5		NW---INTERNATIONAL	PB-747F	113		113	127	112	88.18	
6			ALL TYPES	113		113				
7		PA---INTERNATIONAL	DC-10-30	44		44	54	44	81.48	
8			ALL TYPES	44		44				
9		QH---DOMESTIC	DC-10-10	5		5	5	5	100.00	
10			ALL TYPES	5		5				
11		QH---INTERNATIONAL	DC-10-10	26		26	26	22	84.61	
12			ALL TYPES	26		26				
13		QH---TOTAL	DC-10-10	31		31	31	27	87.09	
14			ALL TYPES	31		31				
15	SB---INTERNATIONAL	PB-747F	4		4	50	4	8.00		
16		ALL TYPES	4		4					
17	TV---INTERNATIONAL	DC-8-10	81		81					
18		DC-10-10	10		10					
19		B-747	18		18					
20		ALL TYPES	109		109					
21	COMMUNITY TOTAL	DOMESTIC	5		5	5	5	100.00		
22		ALL TYPES	5		5					
23	INTERNATIONAL	B-747	240		240	620	490	79.03		
24		PB-747F	117		117					
25		DC-10-30	44		44					
26		DC-10-10	36		36					
27		DC-8-10	81		81					
28		ALL TYPES	518		518					
29		TOTAL	B-747	240					240	
30	PB-747F	117		117						
31	DC-10-30	44		44						
32	DC-10-10	41		41						
33	DC-8-10	81		81						
34	ALL TYPES	523		523						
35					625	495	79.20			
36	-----									
37	NETHERLANDS ANTILLES									
38	-----									
39	ARUBA (PRINCESS BEATRIX)	AA---INTERNATIONAL	DC-10-10	340		340	699	695	99.42	
40			B-707-300B	32		32				
41			B-707-300C	99		99				
42			B-747	1		1				
43			B-727-100	240		240				
44			PB-707-300C	1		1				
45			ALL TYPES	713		713				
46	CURACAO (DR. PLESHAN)	AA---INTERNATIONAL	DC-10-10	339		339	537	533	99.25	
47			B-707-300B	19		19				
48			PB-707-300C	2		2				
49			B-747	1		1				
50			B-727-100	120		120				
51			B-707-300C	52		52				
52			ALL TYPES	533		533				
53	ST. MARTIN (SULIANA)	AA---INTERNATIONAL	B-707-300B	140		140	352	350	99.43	
54			B-707-300C	242	2	244				
55			ALL TYPES	382	2	384				
56		EA---INTERNATIONAL	B-727-200	L-1011	209		209	774	772	99.74
57				B-727-100	121		121			
58				B-727-100C/QC	209		209			
59				ALL TYPES	239		239			
60	COMMUNITY TOTAL	INTERNATIONAL	B-707-300B	140		140	1126	1122	99.64	
61			B-707-300C	242	2	244				
62			B-727-200	209		209				
63			L-1011	121		121				
64			B-727-100	209		209				
65			B-727-100C/QC	239		239				
66	ALL TYPES	1160	2	1162						
67	-----									
68	NEW ZEALAND									
69	-----									
70	AUCKLAND (AUCKLAND INTERNATIONAL)	CC---INTERNATIONAL	DC-10-10	126		126	179	179	100.00	
71			DC-10-30	53		53				
72			ALL TYPES	179		179				
73	PA---INTERNATIONAL	B-747	B-747	450		450	675	663	98.22	
74			B-747	89	1	90				
75			B-747SP	141		141				
76			ALL TYPES	680	1	681				
77			DC-10-10	126		126				
78	DC-10-30	53		53						
79	B-747	450		450						
80	B-747	89	1	90						
81	B-747SP	141		141						
82	ALL TYPES	859	1	860						
83					854	842	98.59			
84	-----									
85	NIGERIA									
86	-----									
87	LAGOS (LAGOS)	PA---INTERNATIONAL	B-747	204		204				
88			ALL TYPES	204		204				

TABLE 7
 AIRCRAFT DEPARTURES SCHEDULED AND AIRCRAFT DEPARTURES PERFORMED,
 BY TYPE OF OPERATION, BY AIRCRAFT TYPE, BY COMMUNITY, AND BY CARRIER

12 MONTHS ENDED DECEMBER 31, 1980

Line No.	Area, state or country Community (Airport name)	Carrier and type of operation	Type of aircraft	Total departures performed			Departures scheduled	Scheduled departures completed	
				Scheduled service	Nonscheduled service	All services		Number	Percent of departures scheduled
	1	2	3	4	5	6	7	8	9
1	DHAKHAN	PA---INTERNATIONAL	(CONT.)						
2			*B-747	1		1			
3			B-747	1		1			
4			ALL TYPES	355		355	354	350	98.87
5	-----								
6	SFNFGL								
7	-----								
8	DAKAR								
9	(MALLARD FIELD)	PA---INTERNATIONAL	B-747	210		210			
10			ALL TYPES	210		210	212	207	97.64
11	-----								
12	SINGAPORE								
13	-----								
14	SINGAPORE								
15	(SINGAPORE)	BN---INTERNATIONAL	B-747	11		11			
16			B-747SP	23		23			
17			ALL TYPES	34		34	39	34	87.17
18	-----								
19	SINGAPORE	FT---INTERNATIONAL	*B-747-200	61		61			
20			*B-747F	33		33			
21			B-747	24		24			
22			*B-747	12		12			
23			ALL TYPES	130		130	137	67	48.90
24	-----								
25	SINGAPORE	PA---INTERNATIONAL	B-747SP	345		345			
26			ALL TYPES	345		345	359	345	96.10
27	-----								
28	COMMUNITY TOTAL	INTERNATIONAL	B-747	35		35			
29			B-747SP	368		368			
30			*B-747-200	61		61			
31			*B-747F	33		33			
32			B-747	12		12			
33			*B-747	12		12	535	446	83.36
34			ALL TYPES	509		509			
35	-----								
36	SOUTH KOREA								
37	-----								
38	SFOR								
39	(KIMPO INTERNATIONAL)	BN---INTERNATIONAL	B-747	36		36			
40			B-747SP	130		130			
41			ALL TYPES	166		166	166	165	99.39
42	-----								
43	SFOR	FT---INTERNATIONAL	*B-747-200	116		116			
44			*B-747F	70		70			
45			*DC-8-63F	2		2			
46			*DC-8-61	1		1			
47			B-747	40		40			
48			*B-747	27		27			
49			ALL TYPES	256		256	303	245	80.85
50	-----								
51	SFOR	BN---INTERNATIONAL	B-747	614		614			
52			*B-747F	139		139			
53			ALL TYPES	753		753	809	750	92.70
54	-----								
55	COMMUNITY TOTAL	INTERNATIONAL	B-747	690		690			
56			B-747SP	130		130			
57			*B-747-200	116		116			
58			*B-747F	209		209			
59			*DC-8-63F	2		2			
60			*DC-8-61	1		1			
61			B-747	27		27			
62			*B-747	27		27			
63			ALL TYPES	1175		1175	1278	1160	90.76
64	-----								
65	SPAIN								
66	-----								
67	BARCELONA								
68	(BARCELONA)	TN---INTERNATIONAL	B-707-300B	2		2			
69			B-747	336		336			
70			ALL TYPES	338		338	342	336	98.24
71	-----								
72	MADRID								
73	(GARCIA MORALES)	PA---INTERNATIONAL	B-707-300B	11		11			
74			ALL TYPES	11		11	12	11	91.66
75	-----								
76	MADRID	TN---INTERNATIONAL	B-747	689		689			
77			B-707-300B	1	1	2			
78			ALL TYPES	690	1	691	701	684	97.57
79	-----								
80	COMMUNITY TOTAL	INTERNATIONAL	B-707-300B	12		13			
81			B-747	689		689			
82			ALL TYPES	701	1	702	713	695	97.47
83	-----								
84	MAIAGA								
85	(MAIAGA)	TN---INTERNATIONAL	B-707-300B	119		119			
86			B-707-300C	3		3			
87			B-747	2		2			
88			L-1011	139		139			
89			ALL TYPES	263		263	269	259	96.28
90	-----								
91	SWEDEN								
92	-----								
93	STOCKHOLM								
94	(ARLANDA)	NB---INTERNATIONAL	B-747	200		200			
95			*B-747F	5		5			
96			ALL TYPES	205		205	229	205	89.51
97	-----								
98	SWITZERLAND								
99	-----								
100	ZURICH								
101	(Kloten Airport)	FT---INTERNATIONAL	*B-747	7		7			
102			*B-747-200	6		6			
103			ALL TYPES	13		13	13	11	84.61
104	-----								
105	ZURICH	PA---INTERNATIONAL	B-727-100	389	51	440			
106			B-727-100C/QC	29	5	34			
107			DC-10-30	18		18			
108			B-707-300B		13	13			
109			818						

TABLE 7
 AIRCRAFT DEPARTURES SCHEDULED AND AIRCRAFT DEPARTURES PERFORMED,
 BY TYPE OF OPERATION, BY AIRCRAFT TYPE, BY COMMUNITY, AND BY CARRIER
 12 MONTHS ENDED DECEMBER 31, 1980

Line No.	Area, state or country Community (Airport name)	Carrier and type of operation	Type of aircraft	Total departures performed			Departures scheduled	Scheduled departures completed	
				Scheduled service	Nonscheduled service	All services		Number	Percent of departures scheduled
1	2	3	4	5	6	7	8	9	
1	Kloten Airport	PA---INTERNATIONAL	(CONT.)						
2			B-727-200	4		4			
3		ALL TYPES	440	69	509	425	417	98.11	
4		SB---INTERNATIONAL	*B-747F	68		68			
5			*B-747	16		16			
6			ALL TYPES	84		84	90	84	93.33
7		COMMUNITY TOTAL	INTERNATIONAL	*B-747	23		23		
8				*B-747-200	6		6		
9				B-727-100	389	51	440		
10				B-727-100C/QC	29	5	34		
11			DC-10-30	18		18			
12			B-707-300B		13	13			
13			B-727-200	4		4			
14			*B-747F	68		68			
15			ALL TYPES	537	69	606	528	512	96.96
16	TAIWAN								
17	TAIPEI (SUNG SHAN)	FT---INTERNATIONAL	*B-747-200	215		215			
18			*B-747F	104		104			
19			*DC-8-61	2		2			
20			B-747	84		84			
21			*DC-8-63F	6		6			
22		*B-747	38		38				
23		ALL TYPES	449		449	429	329	76.68	
24		NW---INTERNATIONAL	B-747	579		579			
25			*B-747F	205		205			
26			ALL TYPES	784		784	828	776	93.71
27	COMMUNITY TOTAL	INTERNATIONAL	*B-747-200	215		215			
28			*B-747F	309		309			
29			*DC-8-61	2		2			
30			B-747	663		663			
31			*DC-8-63F	6		6			
32			*B-747	38		38			
33			ALL TYPES	1233		1233	1257	1105	87.90
34	THAILAND								
35	BANGKOK (DON MUANG)	PA---INTERNATIONAL	B-747	402		402			
36			ALL TYPES	402		402	414	401	96.85
37	TRINIDAD & TOBAGO								
38	PORT OF SPAIN (PIARCO)	EA---INTERNATIONAL	B-727-100	187		187			
39			B-727-100C/QC	43		43			
40			B-727-200	281		281			
41			ALL TYPES	511		511	517	508	98.25
42			PA---INTERNATIONAL	B-707-300B	507	16	523		
43		*B-747		89		89			
44		B-747		1		1			
45		ALL TYPES		596	17	613	601	589	98.00
46		COMMUNITY TOTAL		INTERNATIONAL	B-727-100	187		187	
47				B-727-100C/QC	43		43		
48			B-727-200	281		281			
49			B-707-300B	507	16	523			
50			*B-747	89		89			
51			B-747	1		1			
52			ALL TYPES	1107	17	1124	1118	1097	98.12
53	TURKEY								
54	ANKARA (ESFENGA)	PA---INTERNATIONAL	B-727-100	82		82			
55			ALL TYPES	82		82	77	70	90.90
56	ISTANBUL (YESIL KOY)	PA---INTERNATIONAL	B-727-100	473	59	532			
57			B-747	6		6			
58			ALL TYPES	479	59	538	469	456	97.22
59	EMIRATES								
60	DUBAI, TRUCIAL OMAN (DUBAI)	PA---INTERNATIONAL	*B-747	70		70			
61			ALL TYPES	70		70	76	69	90.78
62	UNITED KINGDOM								
63	BRUNEI (BANDAR SERI BEGA)	FT---INTERNATIONAL	*DC-8-63F	1		1			
64			ALL TYPES	1		1			
65			COMMUNITY TOTAL	INTERNATIONAL	B-747	314		314	
66			*B-747F	121		121			
67			ALL TYPES	435		435	447	427	95.52
68	GLASGOW/PRESTWICK (PRESTWICK)								
69	NW---INTERNATIONAL	B-747	314		314				
70		*B-747F	27		27				
71		ALL TYPES	413		413	419	407	97.13	
72	LONDON (GATWICK)								
73	BN---INTERNATIONAL	B-747	385		385				
74		*B-747	1		1				
75		B-747SP	27		27				
76		ALL TYPES	413		413				
77	DL---INTERNATIONAL	L-1011	314		314				
78		L-1011-900 TR	53		53				
79		ALL TYPES	367		367	365	364	99.72	
80			819						

**TABLE 7
 AIRCRAFT DEPARTURES SCHEDULED AND AIRCRAFT DEPARTURES PERFORMED,
 BY TYPE OF OPERATION, BY AIRCRAFT TYPE, BY COMMUNITY, AND BY CARRIER**

12 MONTHS ENDED DECEMBER 31, 1980

Line No.	Area, state or country Community (Airport name)	Carrier and type of operation	Type of aircraft	Total departures performed			Departures scheduled	Scheduled departures completed	
				Scheduled service	Non-scheduled service	All services		Number	Percent of departures scheduled
			4	5	6	7	8	9	
1	GATWICK	CCNT-1							
2			Nk---INTERNATIONAL	B-747	245		245		
3				ALL TYPES	245		245	250	245 98.00
4			PA---INTERNATIONAL	L-1011-500 TR	142		142		
5				B-747	1		1		
6				B-727-100C/QC		1	1		
7				B-707-300B		18	18		
8				B-727-100		1	1		
9				ALL TYPES	143	20	163	144	142 98.61
10			Tk---INTERNATIONAL	B-747	2		2		
11				B-707-300B	1	6	7		
12				ALL TYPES	3	6	9	1	1 100.00
13			WA---INTERNATIONAL	DC-10-10	18		18		
14				ALL TYPES	18		18	18	18 100.00
15		AIRPORT TOTAL	INTERNATIONAL	B-747	633		633		
16				B-747	1		1		
17				B-747SP	27		27		
18			L-1011	314		314			
19			L-1011-500 TR	195		195			
20			B-727-100C/QC		1	1			
21			B-707-300B	1	24	25			
22			B-727-100		1	1			
23			DC-10-10	18		18			
24			ALL TYPES	1189	26	1215	1197	1177 98.32	
25	(HEATHROW AIRPORT)	BN---INTERNATIONAL	B-747	1		1			
26			ALL TYPES	1		1			
27		DL---INTERNATIONAL	L-1011	3		3			
28			ALL TYPES	3		3			
29		FI---INTERNATIONAL	B-747	31		31			
30			B-747-200	42		42			
31			ALL TYPES	73		73	61	55 90.16	
32		PA---INTERNATIONAL	B-727-100	270		270			
33			B-727-100C/QC	21		21			
34			B-727-200	78		78			
35			DC-10-30	367		367			
36			B-707-300B	5	1	6			
37			B-747	2340		2340			
38			B-747	452	33	485			
39			B-747SP	13		13			
40			L-1011-500 TR	1		1			
41			ALL TYPES	3547	34	3581	3593	3476 96.74	
42		SB---INTERNATIONAL	B-747F	332	10	342			
43			DC-8-63F	5	4	9			
44			B-747	71		71			
45			ALL TYPES	408	14	422	469	407 86.78	
46		Tk---INTERNATIONAL	L-1011	456		456			
47			B-707-300B	344	3	347			
48			B-747	1457		1457			
49			ALL TYPES	2257	3	2260	2306	2241 97.18	
50	AIRPORT TOTAL	INTERNATIONAL	B-747	3798		3798			
51			L-1011	459		459			
52			B-747	554	33	587			
53			B-747-200	42		42			
54			B-727-100	270		270			
55			B-727-100C/QC	21		21			
56			B-727-200	78		78			
57			DC-10-30	367		367			
58			B-707-300B	349	4	353			
59			B-747SP	13		13			
60			L-1011-500 TR	1		1			
61			B-747F	332	10	342			
62			DC-8-63F	5	4	9			
63			ALL TYPES	6289	51	6340	6429	6179 96.11	
64	COMMUNITY TOTAL BY CARRIER	BN---INTERNATIONAL	B-747	386		386			
65			B-747	1		1			
66			B-747SP	27		27			
67			ALL TYPES	414		414	419	407 97.13	
68		DL---INTERNATIONAL	L-1011	317		317			
69			L-1011-500 TR	53		53			
70			ALL TYPES	370		370	365	364 99.72	
71		FI---INTERNATIONAL	B-747	31		31			
72			B-747-200	42		42			
73			ALL TYPES	73		73	61	55 90.16	
74		AW---INTERNATIONAL	B-747	245		245			
75			ALL TYPES	245		245	250	245 98.00	
76		PA---INTERNATIONAL	B-727-100	270	1	271			
77			B-727-100C/QC	21	1	22			
78			B-727-200	78		78			
79			DC-10-30	367		367			
80			L-1011-500 TR	143		143			
81			B-707-300B	5	19	24			
82			B-747	2341		2341			
83			B-747	452	33	485			
84			B-747SP	13		13			
85			ALL TYPES	3690	54	3744	3737	3618 96.81	
86		SB---INTERNATIONAL	B-747	71		71			
87			B-747F	332	10	342			
88			DC-8-63F	5	4	9			
89			ALL TYPES	408	14	422	469	407 86.78	
90		Tk---INTERNATIONAL	L-1011	456		456			
91			B-707-300B	345	9	354			
92			B-747	1459		1459			
93			ALL TYPES	2260	9	2269	2307	2242 97.18	

TABLE 7
 AIRCRAFT DEPARTURES SCHEDULED AND AIRCRAFT DEPARTURES PERFORMED,
 BY TYPE OF OPERATION, BY AIRCRAFT TYPE, BY COMMUNITY, AND BY CARRIER

12 MONTHS ENDED DECEMBER 31, 1980

Line No.	Area, state or country Community (Airport name)	Carrier and type of operation	Type of aircraft	Total departures performed			Departures scheduled	Scheduled departures completed	
				Scheduled service	Non-scheduled service	All services		Number	Percent of departures scheduled
1	2	3	4	5	6	7	8	9	
1	COMMUNITY TOTAL BY CARRIER	(CCAT.)							
2		WA---INTERNATIONAL	DC-10-10	18		18			
3			ALL TYPES	18		18	18	18	100.00
4	COMMUNITY TOTAL	INTERNATIONAL	B-747	4431		4431			
5			*B-747	555	33	588			
6			B-747SP	40		40			
7			L-1011	773		773			
8			L-1011-500 TR	196		196			
9			B-727-100C/QC	21	1	22			
10			B-707-300B	350	28	378			
11			B-727-100	270	1	271			
12			DC-10-10	18		18			
13			*B-747-200	42		42			
14			B-727-200	78		78			
15			DC-10-30	367		367			
16			*B-747F	332	10	342			
17			*DC-8-63F	5	4	9			
18			ALL TYPES	7478	77	7555	7626	7356	96.45
19	MANCHESTER								
20	(MANCHESTER)	NW---INTERNATIONAL	B-747	1		1			
21			*B-747F	113		113			
22			ALL TYPES	114		114	133	113	84.96
23	URUGUAY								
24	-----								
25	MONTEVIDEO								
26	(CARRASCO)	PA---INTERNATIONAL	B-707-300B	2		2			
27			B-747	85		85			
28			B-747SP	1		1			
29			ALL TYPES	88		88	91	83	91.20
30	VENEZUELA								
31	-----								
32	CARACAS								
33	(LA CARLOTA)	BN---INTERNATIONAL	B-727-200	63		63			
34			ALL TYPES	63		63	63	63	100.00
35		PA---INTERNATIONAL	B-707-300B	229	4	233			
36			B-747	777		777			
37			*B-747	445	11	456			
38			L-1011	75		75			
39			L-1011-500 TR	345		345			
40			B-747SP	9		9			
41			DC-10-10	1		1			
42			ALL TYPES	1881	15	1896	1931	1784	92.38
43	COMMUNITY TOTAL	INTERNATIONAL	B-727-200	63		63			
44			B-707-300B	229	4	233			
45			B-747	777		777			
46			*B-747	445	11	456			
47			L-1011	75		75			
48			L-1011-500 TR	345		345			
49			B-747SP	9		9			
50			DC-10-10	1		1			
51			ALL TYPES	1944	15	1959	1994	1847	92.62
52	COMMUNITY TOTAL	INTERNATIONAL	B-727-200	126		126			
53			ALL TYPES	126		126	126	126	100.00
54	PARACAIRO								
55	(GRAND DE TRO)	PA---INTERNATIONAL	*B-747	49		49			
56			B-727-100	159		159			
57			B-707-300B	1		1			
58			ALL TYPES	209		209	207	201	97.10
59	COMMUNITY TOTAL	INTERNATIONAL	B-727-200	126		126			
60			*B-747	49		49			
61			B-727-100	159		159			
62			B-707-300B	1		1	333	327	98.19
63			ALL TYPES	335		335			
64	YUGOSLAVIA								
65	-----								
66	REL GRADE								
67	(ZUMFNI)	PA---INTERNATIONAL	B-727-100	91		91			
68			B-707-300B		1	1			
69			ALL TYPES	91	1	92	100	90	90.00
70	OVER-ALL TOTAL FOR FOREIGN COUNTRIES	DOMESTIC	B-737-100/200	4619	268	4887			
71			DC-9-10	4444	163	4607			
72			DC-10-10	2205	1	2206			
73			DC-9-30	7286	362	7648			
74			DC-9-50	1724		1724			
75			B-727-200	16471	18	16489			
76			B-727-100	2532	19	2551			
77			B-707-100B	611		611			
78			B-707-300B	238	4	242			
79			B-707-300C	449	1	450			
80			BAC-111-200	2066		2066			
81			L-1011	1216		1216			
82			DC-8-50	4		4			
83			DC-8-61	439	28	467			
84			B-727-100C/QC	282		282			
85			PA-31/34/39	22		22			
86			SWEAR-METRO	86		86			
87			A-300B	20		20			
88			CV-580	262	1	263			
89			*B-707-300C	221		221			
90			B-747	3		3			
91			DC-8-62	5		5			
92			U-TYPE-PIS-1	47		47			
93			U-TYPE-PIS-2	35		35			
94			B-737-200C	199	6	205			
95			DC-10-40	255		255	45905	45054	98.14
96			ALL TYPES	45741	871	46612			
97			321						

TABLE 7
 AIRCRAFT DEPARTURES SCHEDULED AND AIRCRAFT DEPARTURES PERFORMED,
 BY TYPE OF OPERATION, BY AIRCRAFT TYPE, BY COMMUNITY, AND BY CARRIER
 12 MONTHS ENDED DECEMBER 31, 1980

Line No.	Area, state or country Community (Airport name)	Carrier and type of operation	Type of aircraft	Total departures performed			Departures scheduled	Scheduled departures completed	
				Scheduled service	Non-scheduled service	All services		Number	Percent of departures scheduled
1	2	3	4	5	6	7	8	9	
1	SUMMARY BY CARRIER								
2		BN---DOMESTIC	(CONT.)						
3			*B-727-100C/QC	2436		2436			
4			SSC CONCORDE	198		198			
5			ALL TYPES	177222	413	177635	178574	176801	99.00
6		BN---INTERNATIONAL	B-747	2579	2	2581			
7			B-747SP	1009		1009			
8			DC-8-62	8902	89	8991			
9			B-727-200	8525	68	8593			
10			DC-8-50	36		36			
11			*B-747	3		3			
12			B-727-100	7	1	8			
13			B-727-100C/QC	11	3	14			
14			ALL TYPES	21072	163	21235	21079	20821	98.77
15		BN---TOTAL	B-727-100C/QC	21416	15	21431			
16			B-727-200	150557	407	150964			
17			B-727-100	8507	33	8540			
18			DC-8-62	10474	114	10588			
19			B-747	3286	7	3293			
20			B-747SP	1073		1073			
21			DC-8-50	344		344			
22			*B-727-100C/QC	2436		2436			
23			SSC CONCORDE	198		198			
24			*B-747	3		3			
25			ALL TYPES	198294	576	198870	199653	197622	98.98
26		CH---DOMESTIC	BH-99	10	7	17			
27			G-159	396	61	457			
28			ALL TYPES	406	68	474	412	406	98.54
29		CO---DOMESTIC	B-727-100	32955	2	32957			
30			B-727-200	85782	10	85792			
31			DC-10-10	9949	50	9999			
32			DC-10-30	180		180			
33			ALL TYPES	128866	62	128928	130464	128413	98.42
34		CO---INTERNATIONAL	B-727-100	4057		4057			
35			*B-727-100	459		459			
36			DC-10-10	1207		1207			
37			DC-10-30	406		406			
38			B-727-200	860		860			
39			ALL TYPES	6809		6809	6889	6719	97.53
40		CC---TOTAL	B-727-100	37012	2	37014			
41			B-727-200	86642	10	86652			
42			DC-10-10	11156	50	11206			
43			DC-10-30	406		406			
44			*B-727-100	459		459			
45			ALL TYPES	135675	62	135737	137353	135132	98.38
46		CZ---DOMESTIC	BH-99	22034	23	22057			
47			ENBRAER	5247	14	5261			
48			ALL TYPES	27281	37	27318	29659	27281	91.98
49		DL---DOMESTIC	DC-9-30	125161	99	125260			
50			B-727-200	328105	82	328187			
51			L-1011	49664	6	49670			
52			DC-8-50	2096	37	2133			
53			DC-8-61	25171	12	25183			
54			L-1011-500 TR	133		133			
55			ALL TYPES	530330	236	530566	532227	529358	99.46
56		DL---INTERNATIONAL	L-1011	4233	7	4240			
57			DC-8-50	7		7			
58			L-1011-500 TR	252		252			
59			DC-8-61	708		708			
60			B-727-200	498		498			
61			DC-9-30	5698	4	5702			
62			ALL TYPES	5698	11	5709	5709	5685	99.57
63		DL---TOTAL	DC-9-30	125161	103	125264			
64			B-727-200	328603	82	328685			
65			L-1011	53897	13	53910			
66			DC-8-50	2103	37	2140			
67			DC-8-61	25879	12	25891			
68			L-1011-500 TR	385		385			
69			ALL TYPES	536028	247	536275	537936	535043	99.46
70		DP---DOMESTIC	C-402/402A	6732		6732			
71			SNEAR-METRO	13986	1	13987			
72			DHC-6	600		600			
73			CV-340/440	11		11			
74			ALL TYPES	21329	1	21330	24469	19488	79.64
75		EA---DOMESTIC	DC-9-30	152854		152854			
76			DC-9-50	48937		48937			
77			A-300B	18967		18967			
78			B-727-100	80428	18	80446			
79			B-727-100C/QC	38241		38241			
80			B-727-200	142414	32	142446			
81			L-1011	28715	7	28722			
82			EURO AIRBUS 3	3727		3727			
83			ALL TYPES	514283	57	514340	511198	503771	98.54
84		EA---INTERNATIONAL	B-727-200	12617	25	12642			
85			DC-9-50	1201		1201			
86			DC-9-30	250		250			
87			A-300B	822		822			
88			B-727-100	9640	1	9641			
89			B-727-100C/QC	2576	1	2577			
90			L-1011	13515		13515			
91			ALL TYPES	40621	27	40648	40709	40189	98.72
92		EA---TOTAL	DC-9-30	154055		154055			
93			DC-9-50	49187		49187			
94			A-300B	19789		19789			
95			B-727-100	90068	19	90087			
96			B-727-100C/QC	40817	1	40818			
97			B-727-200	155031	57	155088			
98			L-1011	42230	7	42237			
99			EURO AIRBUS 3	3727		3727			

TABLE 7
 AIRCRAFT DEPARTURES SCHEDULED AND AIRCRAFT DEPARTURES PERFORMED,
 BY TYPE OF OPERATION, BY AIRCRAFT TYPE, BY COMMUNITY, AND BY CARRIER

12 MONTHS ENDED DECEMBER 31, 1980

Line No.	Area, state or country Community (Airport name)	Carrier and type of operation	Type of aircraft	Total departures performed			Departures scheduled	Scheduled departures completed	
				Scheduled service	Nonscheduled service	All services		Number	Percent of departures scheduled
				4	5	6			
1	SUMMARY BY CARRIER	EA---TOTAL	(CONT.) ALL TYPES	554904	84	554988	551907	543960	98.56
2		FL---DOMESTIC	B-737-100/200 CV-580 DHC-6 ALL TYPES	111318 69072 7555 187949	8	111326 69072 7555 187957	192544	187466	97.36
3		FT---DOMESTIC	*B-747 *B-747-200 *B-747F *DC-8-61 *DC-8-63F ALL TYPES	2950 774 844 5779 7986 18333	4 13 844 9 25 51	2954 787 844 5788 8011 18384	18326	16893	92.18
4		FI---INTERNATIONAL	B-747 *B-747 *B-747-200 *B-747F *DC-8-61 *DC-8-63F ALL TYPES	572 493 1805 796 12 54 3732	3 12 52 15 1 54 137	575 505 1857 811 13 108 3869	3824	3025	79.10
5		FI---TOTAL	B-747 *B-747 *B-747-200 *B-747F *DC-8-61 *DC-8-63F ALL TYPES	572 3443 2579 1640 5791 8040 22065	3 16 65 15 10 79 188	575 3459 2644 1655 5801 8119 22253	22150	19918	89.92
6		FW---DOMESTIC	CV-600 ALL TYPES	5897 5897	24 24	5921 5921	6031	5897	97.77
7		GG---DOMESTIC	CV-580 SWEAR-METRO DASH-7 ALL TYPES	3928 8957 6149 19034		3928 8957 6149 19034	20548	19034	92.63
8		GQ---DOMESTIC	SWEAR-METRO HANDLY PAGE C-402/402A ALL TYPES	3115 3283 7296 13694		3115 3283 7296 13694	14911	13694	91.83
9		GW---DOMESTIC	DHC-6 SD3-30 DASH-7 ALL TYPES	42382 16220 2599 61201	26 1 1 28	42408 16221 2600 61229	65186	60476	92.77
10		HA---DOMESTIC	DC-9-30 DC-9-53 SD3-30 ALL TYPES	51 38353 2027 40431		51 38353 2027 40431	42367	36494	86.13
11		IC---DOMESTIC	PA-31/34/39 PISTON 2-ENG HANDLY PAGE ALL TYPES	4327 6626 6181 17129		4327 6626 6181 17129	17460	16498	94.49
12		II---DOMESTIC	C-402/402A EMBRAER ALL TYPES	2107 7081 9188	3 3	2110 7081 9191	10882	8462	77.76
13		KC---DOMESTIC	EMBRAER BH-99 ALL TYPES	5201 2526 7727		5201 2526 7727	7886	7656	97.08
14		KD---DOMESTIC	FW UNDR 300HP C-402/402A G-21A M-404 ALL TYPES	11377 168 2117 181 13843	1418 61 399 51 1929	12795 229 2516 232 15772	15967	10317	64.61
15		PL---DOMESTIC	DC-9-15F DC-9-30 ALL TYPES	3142 2413 5555		3142 2413 5555	5645	5555	98.40
16		NC---DOMESTIC	PA-23-250 PA-31/34/39 EMBRAER ALL TYPES	188 3620 3526 7334	4 905 1248 2157	192 4525 4774 9491	7704	7314	94.93
17		NE---DOMESTIC	CV-580 FH-227 DHC-6 ALL TYPES	1759 13721 26307 41787	62 60 90 212	1821 13781 26397 41999	43113	41139	95.42
18		ND---DOMESTIC	F-27 SERIES SC-7 SD3-30 DHC-6 ALL TYPES	243 4119 8592 7631 20585		243 4119 8592 7631 20585	21866	20585	94.14
19		NW---DOMESTIC	B-727-200 DC-10-40 B-747 *B-747F *B-727-100 ALL TYPES	100080 25443 7216 1875 25742 160356	76	100156 25443 7247 1877 25777 160500	163704	159852	97.64
20		NW---INTERNATIONAL	B-747 *B-747F ALL TYPES	9617 1888 11505	23 7 30	9640 1895 11535	11913	11377	95.50
21		NW---TOTAL	B-727-200 DC-10-40 B-747 *B-747F *B-727-100 ALL TYPES	100080 25443 16833 3763 25742 171861	76	100156 25443 16887 3772 25777 172035	175617	171229	97.50
22		NY---DOMESTIC	DC-9-30	216		216			

TABLE 7
AIRCRAFT DEPARTURES SCHEDULED AND AIRCRAFT DEPARTURES PERFORMED,
BY TYPE OF OPERATION, BY AIRCRAFT TYPE, BY COMMUNITY, AND BY CARRIER
12 MONTHS ENDED DECEMBER 31, 1980

Line No.	Area, state or country Community (Airport name)	Carrier and type of operation	Type of aircraft	Total departures performed			Departures scheduled	Scheduled departures completed	
				Scheduled service	Non-scheduled service	All services		Number	Percent of departures scheduled
1	SUMMARY BY CARRIER	NY---DOMESTIC	(CONT.) ALL TYPES	216		216	246	216	88.52
2		DC---DOMESTIC	B-737-100/200 ALL TYPES	46823	220	47043	48147	45900	95.33
3		CZ---DOMESTIC	DC-9-10 DC-9-30 FH-227 ALL TYPES	19222 84448 13596 117266	65 1961 2 2028	19287 86409 13598 119294	128176	116935	91.23
4		PA---DOMESTIC	B-727-100 B-727-200 DC-10-10 DC-10-30 L-1011 L-1011-500 TR B-707-300B B-747 *B-747 B-747SP ALL TYPES	34955 44123 11647 632 56 72 426 4804 641 951 98307	14 10 109 11 56 72 69 15 641 951 228	34969 44133 11756 643 56 72 495 4819 641 951 98535	99497	97109	97.59
5		PA---INTERNATIONAL	B-747 B-747SP DC-10-10 DC-10-30 L-1011-500 TR B-707-300B *B-747 B-727-100 B-727-200 L-1011 B-737-100/200 B-727-100C/QC *B-727-100C/QC ALL TYPES	19377 4864 426 1490 1978 4709 3761 20867 5866 156 940 4637 488 69559	24 4 39 807 167 391 1 5867 156 940 19 17 1469	19401 4864 430 1529 1978 5516 3928 21258 5867 156 940 4656 505 71028	69437	67416	97.08
6		PA---TOTAL	B-727-100 B-727-200 B-747 B-747SP DC-10-10 DC-10-30 L-1011 L-1011-500 TR B-707-300B *B-747 B-737-100/200 B-727-100C/QC *B-727-100C/QC ALL TYPES	55827 49989 24181 5815 12073 2122 212 2050 5135 4402 940 4637 488 167866	405 11 39 5815 113 50 212 2050 876 167 940 19 17 1697	56227 50000 24220 5815 12186 2172 212 2050 6011 4569 940 4656 505 169563	168934	164525	97.39
7		PI---DOMESTIC	B-737-100/200 B-727-100 YS-11 ALL TYPES	114348 15322 38521 168191	674 254 110 1038	115022 15576 38631 169229	171359	167719	97.87
8		PS---DOMESTIC	B-727-100 B-727-200 DC-9-80 ALL TYPES	4671 65311 84 70066	2 221 84 223	4673 65532 84 70289	72237	69772	96.58
9		PX---DOMESTIC	CV-580 ALL TYPES	14043 14043	984 984	15027 15027	15356	13871	90.32
10		QG---DOMESTIC	PA-31/34/39 SWEAR-METRO ALL TYPES	11314 5200 16514		11314 5200 16514	16967	16347	96.34
11		QH---DOMESTIC	B-737-100/200 DC-9-10 DC-10-10 C-402/402A DC-3/C-47 DH 114 CASA 212 DHC-6 DHC-3 OTTER H-404 PA-31/34/39 BARON(45 SER) PISTON 2-ENG ALL TYPES	24593 7797 61 170 328 261 618 1031 792 327 152 7 178 36315	1423 709 53 170 328 261 618 1031 792 327 152 7 178	26016 8506 114 170 328 261 618 1031 792 327 152 7 178	36440	35691	97.94
12		QH---INTERNATIONAL	B-737-100/200 DC-9-10 DC-10-10 ALL TYPES	3935 290 107 4332	717 137 146 1000	4652 427 253 5337	4437	4161	93.77
13		QH---TCTAL	B-737-100/200 DC-9-10 DC-10-10 C-402/402A DC-3/C-47 DH 114 CASA 212 DHC-6 DHC-3 OTTER H-404 PA-31/34/39 BARON(45 SER) PISTON 2-ENG ALL TYPES	28528 8087 168 170 328 261 618 1031 792 327 152 7 178 40647	2140 846 199 170 328 261 618 1031 792 327 152 7 178	30668 8933 367 170 328 261 618 1031 792 327 152 7 178	40877	39852	97.49
14		RC---DOMESTIC	CV-580 SWEAR-METRO DC-9-10 DC-9-30 DC-9-80 B-727-200 INTERCHANGE	105031 1141 96230 97037 99201 9144 96	55 18 150 295 1 96	105086 1141 96248 97187 99496 9145 96			

TABLE 7
AIRCRAFT DEPARTURES SCHEDULED AND AIRCRAFT DEPARTURES PERFORMED,
BY TYPE OF OPERATION, BY AIRCRAFT TYPE, BY COMMUNITY, AND BY CARRIER
12 MONTHS ENDED DECEMBER 31, 1980

Line No.	Area, state or country Community (Airport name)	Carrier and type of operation	Type of aircraft	Total departures performed			Departures scheduled	Scheduled departures completed	
				Scheduled service	Non-scheduled service	All services		Number	Percent of departures scheduled
1	2	3	4	5	6	7	8	9	
1	SUMMARY BY CARRIER	RC---DOMESTIC	{CONT.} ALL TYPES	403900	519	404419	410957	400506	97.45
2		RD---DOMESTIC	*DC-8-10 *DC-8-50F *DC-8-63F *B-727-100C/QC ALL TYPES	255 761 331 100 1447	12 18 30 60	255 773 349 130 1507	1436	1258	87.60
3		RD---INTERNATIONAL	*B-727-100C/QC *DC-8-10 *DC-8-50F DC-8-63F *DC-8-63F ALL TYPES	79 12 1042 500 1633	6 12 65 2 66 139	85 12 1107 2 566 1772	1862	1361	73.09
4		RD---TOTAL	*DC-8-10 *DC-8-50F *DC-8-63F *B-727-100C/QC DC-8-63F ALL TYPES	267 1803 831 179 3089	77 84 36 2 199	267 1880 915 215 3279	3298	2619	79.41
5		RW---DOMESTIC	L-188A/C YS-11 ALL TYPES	1482 2634 4116	63 28 91	1545 2662 4207	3815	3744	98.13
6		RW---DOMESTIC	DC-9-10 DC-9-30 B-727-100 B-727-200 INTERCHANGE ALL TYPES	30818 87093 7272 7145 298 132626	4 270 31 2 2 307	30822 87363 7303 7147 298 132933	132081	122227	92.53
7		SB---DOMESTIC	*B-747 *B-747F *DC-8-50F *DC-8-63F ALL TYPES	303 313 1109 5 1730	5 5 5 5	303 313 1109 5 1730	1730	1730	100.00
8		SR---INTERNATIONAL	*B-747 *B-747F *DC-8-63F DC-8-63F ALL TYPES	438 2000 22 2460	117 13 1 131	438 2117 35 2591	3067	2456	80.07
9		SB---TOTAL	*B-747 *B-747F *DC-8-50F *DC-8-63F ALL TYPES	741 2313 1109 27 4190	117 13 1 131	741 2430 1109 40 4321	4797	4186	87.26
10		TI---DOMESTIC	DC-9-10 DC-9-30 ALL TYPES	55203 40038 95241	53 1244 1297	55256 41282 96538	98040	94835	96.73
11		TS---DOMESTIC	B-737-100/200 ALL TYPES	37397 37397	5 5	37402 37402	35312	31221	88.41
12		TV---INTERNATIONAL	B-747 DC-8-10 DC-10-10 ALL TYPES	73 275 36 384	73 275 36 384	73 275 36 384	441	332	75.28
13		TW---DOMESTIC	B-727-100 B-727-100C/QC B-727-200 L-1011 B-707-100B B-707-300B B-707-300C B-747 B-747SP DC-9-10 ALL TYPES	37744 11110 89251 23481 47899 22555 1605 127 461 2875 237108	1 17 7 10 7 149 35	37745 11110 89268 23481 47906 22565 1605 127 461 2875 237143	238026	235945	99.12
14		TW---INTERNATIONAL	B-707-300B B-747 L-1011 B-747SP B-707-300C ALL TYPES	6815 7546 2543 777 12 17693	139 7546 2543 777 12 139	6954 7546 2543 777 12 17832	17864	17543	98.20
15		TW---TOTAL	B-727-100 B-727-100C/QC B-727-200 L-1011 B-707-100B B-707-300B B-707-300C B-747 B-747SP DC-9-10 ALL TYPES	37744 11110 89251 26024 47899 29370 1617 7673 1238 2875 254801	1 17 7 149 7 174	37745 11110 89268 26024 47906 29519 1617 7673 1238 2875 254975	255890	253888	99.06
16		UA---DOMESTIC	B-737-100/200 B-727-100 B-727-200 DC-8-61 DC-10-10 *DC-8-50F CV-580 B-747 DC-8-50 DC-8-62 ALL TYPES	90927 116652 162614 24522 44348 10396 129 13719 351 2634 466092	19 681 485 4827 128 10 44 9 12 6215	90946 117331 162899 29349 44476 10406 129 13763 360 2646 472307	470289	463375	98.52
17		UR---DOMESTIC	PA-31/34/39 SWEAR-METRO F-28-4000/600 ALL TYPES	1645 8093 221 9959	6 3 9 9	1651 8096 221 9968	10185	9687	95.11

TABLE 7
AIRCRAFT DEPARTURES SCHEDULED AND AIRCRAFT DEPARTURES PERFORMED,
BY TYPE OF OPERATION, BY AIRCRAFT TYPE, BY COMMUNITY, AND BY CARRIER
12 MONTHS ENDED DECEMBER 31, 1980

Line No.	Aircraft Community (Airport name)	Carrier and type of operation	Type of aircraft	Total departures performed			Departures scheduled	Scheduled departures completed	
				Scheduled service	Non-scheduled service	All services		Number	Percent of departures scheduled
1	2	3	4	5	6	7	8	9	
1	SUMMARY BY CARRIER	(CCAT.)							
2		VL---DOMESTIC	PA-31/34/39	822		822			
3			EMBRAER	2275		2275			
4			ALL TYPES	3097		3097	3014	2938	97.47
5		WA---DOMESTIC	B-727-200	79213	50	79263			
6			DC-10-10	9656	59	9715			
7			B-707-300C	57		57			
8			B-737-100/200	47423		47423			
9			B-720-000B	4		4			
10			ALL TYPES	136353	109	136462	137868	135151	98.02
11		WA---INTERNATIONAL	DC-10-10	2562		2562			
12			B-727-200	2789		2789			
13			B-707-300C	30		30			
14			B-720-000B	6		6			
15			ALL TYPES	5387		5387	5330	5302	99.47
16		WA---TOTAL	B-727-200	82002	50	82052			
17			DC-10-10	12218	59	12277			
18			B-707-300C	87		87			
19			B-737-100/200	47423		47423			
20			B-720-000B	10		10			
21			ALL TYPES	141740	109	141849	143198	140453	98.08
22		WE---DOMESTIC	U-TYPE-PIS-1	53385		53385			
23			U-TYPE-PIS-2	7855		7855			
24			B-737-200C	21601	134	21735			
25			ALL TYPES	82941	134	82975	64029	56354	84.88
26		WI---DOMESTIC	DH 114	1625		1625			
27			F-27 SERIES	2227	3	2230			
28			G-21A/PT-6 GD	3631		3631			
29			N-262	9871		9871			
30			ALL TYPES	17354	3	17357	18217	17100	93.86
31		WN---DOMESTIC	B-737-100/200	91005	25	91030			
32			B-727-200	118		118			
33			ALL TYPES	91123	25	91148	92339	91072	98.62
34		XV---DOMESTIC	BH-99	14646		14646			
35			SD3-30	9404		9404			
36			ALL TYPES	24050		24050	24050	24041	99.96
37		XY---DOMESTIC	BN-2/A	696		696			
38			DD-28	8		8			
39			AC-680FL	398		398			
40			ALL TYPES	1102		1102	1132	973	85.95
41		ZV---DOMESTIC	SWEAR-METRO	47640	3	47643			
42			ALL TYPES	47640	3	47643	52959	47202	89.12
43		ZH---DOMESTIC	SWEAR-METRO	42033		42033			
44			DASH-Y	12261		12261			
45			ALL TYPES	54294		54294	56588	54244	95.85
46		TOTAL FOR ALL CARRIERS	DOMESTIC	5085889	23202	5109091	5158029	4996855	96.87
47			INTERNATIONAL	220383	3424	223807	221017	214534	97.06
48			TOTAL	5306272	26626	5332898	5379046	5211389	96.88

END

DATE
FILMED

9 - 81

DTIC