

AD-A101 869

VIRGINIA POLYTECHNIC INST AND STATE UNIV BLACKSBURG D--ETC F/G 12/1
AN ADAPTIVE ARMA SPECTRAL ESTIMATOR. PART 1.(U)
JUN 81 J A CADZOW, R L MOSES

N00014-80-C-0303

UNCLASSIFIED

9

NL

1 1 1 1
2 2 2 2
3 3 3 3



END
DATE
FILMED
8-81
DTIC

LEVEL II

DTIC ELECTE
S JUL 22 1981
E

AN ADAPTIVE ARMA SPECTRAL ESTIMATOR: PART 1*

James A. Cadzow and Randolph L. Moses
Department of Electrical and Computer Engineering
Arizona State University
Tempe, Arizona 85281

AD A101869

Abstract - In this two-part paper, a novel procedure for generating an ARMA spectral model of a wide sense stationary time series is developed. The parameters of this model are selected so that they most closely fit a set of Yule-Walker equations which are estimated from a finite set of time series' observations. This ARMA modeling method has been found to exhibit a spectral estimation performance which is typically superior to such alternatives as the maximum entropy (AR) method, classical Fourier procedures (MA), and, the Box-Jenkins method (ARMA).

One of the principal features of this spectral estimation method is the elegant algebraic structure of the linear system of equations which need be solved when finding the ARMA model's parameters. This shift-invariant type structure gives rise to an adaptive algorithmic solution procedure whose computational efficiency is comparable to that achieved by recently developed fast AR algorithmic methods. The details of the adaptive ARMA modeling procedure will be covered in Part 2 of this paper. These dual characteristics of excellent estimation performance and real time adaptive implementation mark this method as being a primary spectral estimation tool.

I. INTRODUCTION

In many interdisciplinary applications, it is desired to estimate the essential attributes of a generally complex valued wide-sense stationary time series $\{x(n)\}$. Depending on the specific nature of the time series, this characterization is often adequately revealed through knowledge of the time series' associated autocorrelation sequence

$$r_x(n) = E\{x(n+m)x^*(m)\} \quad n=0, \pm 1, \pm 2, \dots \quad (1)$$

in which E and * denote the operations of expectation and complex conjugation, respectively. On the other hand, the requisite characterization may often be better made in the frequency domain through the spectral density function

$$S_x(e^{j\omega}) = \sum_{n=-\infty}^{\infty} r_x(n)e^{-j\omega n} \quad (2)$$

which is recognized as being the Fourier transform of the autocorrelation sequence. Either member of this transform pair conveys the total second-order statistical information relative to the underlying time series. Frequently, this second order statistical characterization provides all the information required for a given application (e.g., optimal Wiener filtering, one-step prediction, etc.).

The classical spectral estimation problem is concerned with estimating the spectral density function (2) from a finite set of time series observations. Without loss of generality, these observations will be taken to be the following N contiguous elements

$$x(1), x(2), \dots, x(N) \quad (3)$$

A variety of procedures have been proposed for using these observations to effect a spectral density estimate. Invariably, the resultant estimate will take on a rational model form as expressed by

$$\hat{S}_x(e^{j\omega}) = \left| \frac{b_0 + b_1 e^{-j\omega} + \dots + b_q e^{-jq\omega}}{1 + a_1 e^{-j\omega} + \dots + a_p e^{-jp\omega}} \right|^2$$
$$= \left| \frac{B(e^{j\omega})}{A(e^{j\omega})} \right|^2 \quad (4)$$

in which the a_k and b_k are referred to as the model's autoregressive and moving average coefficients, respectively. We shall refer to this particular rational form as an autoregressive-moving average (ARMA) model of order (p,q). It is well known that any continuous spectral density can be approximated arbitrarily closely by this rational form if the order pair (p,q) is selected adequately large. Thus, by imposing a rational form on the spectral model, we incur no real loss in spectral representation.

The preponderance of research and application interest has been focused on two special cases of the above ARMA model. They are the moving average (MA) model in which all of the a_k coefficients are set to zero, and, the autoregressive (AR) model for which all of the b_k coefficients except b_0 are set to zero. The spectral density estimate arising from a MA model is seen to possess no poles, and as such it is frequently referred to as an all-zero model. Using similar reasoning, the AR model is referred to as an all-pole model, and, the general ARMA model is referred to as a pole-zero model.

Classical Fourier approaches [1] and the periodogram method [2] are procedures which ultimately provide a MA spectral density model. Similarly, the maximum entropy method and linear predictive coding are techniques that result in AR spectral density models. Undoubtedly, the primary reasons for interest in special case MA and AR models lie in the fact that they: (i) are amenable to a tractable analysis, (ii) typically provide adequate spectral estimation performance, and (iii) give rise to coefficient selection procedures which are implementable by computationally efficient algorithms.

Despite this predisposition towards MA and AR models, a growing interest in ARMA models is evident [3]-[9]. This is in recognition of the fact that the more general ARMA model usually provides superior spectral estimation performance while at the same time requires fewer model parameters to achieve that behavior. It is because of these very factors that a number of ARMA modeling procedures have been proposed. These include the Box-Jenkins maximum likelihood method [3], whitening filter approaches [4], [5], and, more recently, Cadzow's high performance method [6]-[9]. This latter method has been found to provide a spectral estimation performance which typically excels that obtained from its MA, AR, and ARMA counterparts.

* This work was supported in part by the Office of Naval Research, Statistics and Probability Program under Contract N00014-80-C-0303.

FILE COPY

81 7 15 017

Availability Codes	
Dist	Avail and/or Special
A	

or	<input checked="" type="checkbox"/>
on	<input type="checkbox"/>
n/	<input type="checkbox"/>

In this paper, we first characterize the modeling of a pure ARMA time series. An analytical procedure is presented for determining the underlying a_k and b_k coefficients in which the time series' actual autocorrelation element values are used. This idealistic situation then provides the justification for introducing the high performance method in which the ARMA model's coefficients are estimated from time series observations and not from autocorrelation values. It is shown that the p autoregressive a_k coefficients are obtained by solving a consistent system of p linear equations. When using this direct approach, the complete set of time series observations (3) are incorporated to effect a single spectral estimate in one computational effort. This approach is typically referred to as "block processing". Moreover, by using the generalized Levinson algorithm [10]-[11], it is possible to solve the above mentioned system of linear equations in a computationally efficient manner.

In Part 2 of this paper, a recursive procedure is developed in which the ARMA model's coefficients are updated as each new time series observation becomes available. In this "time-update processing" mode, an adaptive form of spectral estimation is thereby achieved. One of the particularly attractive features of this time-updating mode is its computational efficiency. Specifically, the p autoregressive coefficients (in actuality prediction errors) are optimally updated with each new time series observation. The number of multiplication and addition computations required in this updating is of the order p . Thus, the computational complexity of the high performance ARMA method is competitive with recently developed "fast" AR methods, but, its spectral estimation performance is typically far superior. The time-update mode is particularly attractive in those situations in which the time series being characterized is a long ongoing process and one wishes to generate a time evolving sequence of spectral estimates in a real time setting.

II. ARMA TIME SERIES: PERFECT MODELING

In this section, the second-order statistical characterization of an ARMA time series will be presented. This characterization will play a central role in the high performance spectral estimation procedure that is to be developed in subsequent sections. The time series $\{x(n)\}$ is said to be an ARMA time series of order (p,q) if it is generated according to the causal linear recursive relationship

$$x(n) = \sum_{k=0}^q b_k w(n-k) - \sum_{k=1}^p a_k x(n-k) \quad (5)$$

in which $\{w(n)\}$ is a zero mean white noise excitation whose individual elements have variance one. It is readily shown that the spectral density corresponding to the response time series $\{x(n)\}$ is given by expression (4). Thus, there is seen to be an equivalence between a rational spectral density model and the response of a causal linear system to a white noise excitation.

We will now direct our attention to developing a systematic procedure for identifying the recursive system's autoregressive coefficients (i.e., the a_k) and moving average coefficients (i.e., the b_k) from the response time series' autocorrelation elements. It will be beneficial to consider separately the tasks of identifying these two different sets of coefficients.

Autoregressive Coefficient Identification

The autoregressive coefficients can be determined directly upon examining the autocorrelation characterization of recursive system (5). This is achieved by

first multiplying both sides of this recursive expression by $x^*(n-m)$ and then taking the expected value. This is found to result in the well known Yule-Walker equations

$$\sum_{k=1}^p a_k r_x(m-k) = -r_x(m) \quad \text{for } m \geq q+1 \quad (6)$$

where it is important to note that the lag parameter m is here restricted to exceed the numerator order parameter q . As a side note, the Yule-Walker equations will involve the moving average coefficients b_k in a nonlinear manner for lags $0 \leq m \leq q$. The characteristic equations of expression (6) provide a straightforward procedure for obtaining the ARMA model's a_k autoregressive coefficients. This formally entails expressing the first "t" Yule-Walker equations (i.e., $q+1 \leq m \leq q+t$) in the following matrix format

$$\begin{bmatrix} r_x(q) & r_x(q-1) & \dots & r_x(q-p+1) \\ r_x(q+1) & r_x(q) & \dots & r_x(q-p+2) \\ \vdots & \vdots & \ddots & \vdots \\ r_x(q+t-1) & r_x(q+t-2) & \dots & r_x(q-p+t) \end{bmatrix} \begin{bmatrix} a_1 \\ a_2 \\ \vdots \\ a_p \end{bmatrix} = - \begin{bmatrix} r_x(q+1) \\ r_x(q+2) \\ \vdots \\ r_x(q+t) \end{bmatrix} \quad (7)$$

in which the integer t is taken to be equal to or larger than the model's denominator order (i.e., $t \geq p$). This linear system of equations may be compactly expressed as

$$R_{tp}^q a_p = -r_t^q \quad (8)$$

where R_{tp}^q is a $t \times p$ autocorrelation matrix, r_t^q is a $t \times 1$ autocorrelation vector, and, a_p is the ARMA model's $p \times 1$ autoregressive coefficient vector. In this representation the subscripts t and p are appended to designate the number of Yule-Walker equations being used, and, the ARMA model's denominator order, respectively. Similarly, the superscript q depicts the ARMA model's numerator order.

To obtain the ARMA model's autoregressive coefficients, one then simply solves the consistent system of linear equations (8). Valuable insight relative to rational spectral density modeling is provided upon closer examination of the autocorrelation matrix's (i.e., R_{tp}^q) algebraic structure. It is convenient to express this characterization in the following theorem.

Theorem 1: Let $\{r_x(k)\}$ designate the autocorrelation sequence which is associated with an ARMA time series of order (p,q) . The corresponding system of t linear equations in m unknowns as specified by

$$R_{tm}^n a_m = r_t^n \quad (9)$$

has a unique solution provided that $m \geq p$ and $n > q$ for any value of $t \geq p$. Moreover, the rank of the $t \times m$ matrix R_{tm}^n is given by $\min(m, p, t)$ provided that $n > q$ and, by $\min(m, t)$ for $0 \leq n < q$.

A proof of this theorem will not be given here, since these results are implicitly documented in various textbooks and papers dealing with time series. It is important to note that even if one has perfect autocorrelation knowledge of an ARMA time series, the evaluation of the associated autoregressive coefficients entails a determination of the order pair (p,q) . This ordering information is implicitly contained in the algebraic structure of the autocorrelation matrix R_{tm}^n , and, can be obtained by examining this

structure for various combinations of the nonnegative integers m and n .

Moving Average Coefficient Determination

To determine the b_k coefficients associated with the ARMA time series, it will be beneficial to introduce the causal image of the time series' autocorrelation sequence as defined by

$$r_x^+(n) = r_x(n)u(n) - \frac{1}{2}r_x(0)\delta(n) \quad (10)$$

in which $u(n)$ and $\delta(n)$ denote the standard unit-step and unit-Kronecker delta sequences, respectively. The autocorrelation sequence may be recovered from its causal image by using the complex conjugate symmetry property of autocorrelation sequences (i.e., $r_x(-n) = r_x^*(n)$). This reconstruction rule takes the form

$$r_x(n) = r_x^+(n) + r_x^+(-n)^* \quad (11)$$

Upon taking the Fourier transform of relationship (11), we have the required spectral density expression

$$S_x(e^{j\omega}) = S_x^+(e^{j\omega}) + S_x^+(e^{j\omega})^* \\ = 2\text{Re}[S_x^+(e^{j\omega})] \quad (12)$$

where $S_x^+(e^{j\omega})$ denotes the Fourier transform of the causal image sequence $\{r_x^+(n)\}$.

In what is to follow, a parametric procedure for representing $S_x^+(e^{j\omega})$ (and therefore $S_x(e^{j\omega})$) will be given. This will first necessitate the introduction of the auxiliary sequence

$$c(n) = r_x^+(n) + \sum_{k=1}^p a_k r_x^+(n-k), \quad 0 \leq n \leq \max(q,p) \quad (13)$$

in which the causal autocorrelation elements as generated by relationship (10) and the autoregressive coefficients as obtained upon solving the system of equations (8) are used. According to the Yule-Walker equations (6) and the causal image definition (10), it is seen that this auxiliary sequence is identically zero outside the indexing range $0 \leq n \leq \max(q,p)$. With this in mind, the Fourier transform of relationship (13) is next taken and results in

$$C_s(e^{j\omega}) = \sum_{n=0}^s c(n)e^{-j\omega n} \quad (14a)$$

$$= [1 + \sum_{n=1}^p a_n e^{-j\omega n}] S_x^+(e^{j\omega}) \\ = A_p(e^{j\omega}) S_x^+(e^{j\omega}) \quad (14b)$$

in which $s = \max(q,p)$. Upon solving this relationship for $S_x^+(e^{j\omega})$ and substituting this solution into expression (12), the desired ARMA spectral density is obtained

$$S_x(e^{j\omega}) = \frac{C_s(e^{j\omega})}{A_p(e^{j\omega})} + \frac{C_s^*(e^{j\omega})}{A_p^*(e^{j\omega})} \\ = \frac{A_p^*(e^{j\omega})C_s(e^{j\omega}) + A_p(e^{j\omega})C_s^*(e^{j\omega})}{A_p(e^{j\omega})A_p^*(e^{j\omega})} \quad (15)$$

In order to determine the ARMA model's b_k moving average coefficients, we next use this relationship in conjunction with expression (4) to obtain

$$B_q(e^{j\omega})B_q^*(e^{j\omega}) = A_p(e^{j\omega})C_s^*(e^{j\omega}) + A_p^*(e^{j\omega})C_s(e^{j\omega}) \quad (16)$$

A spectral factorization of this expression will then yield the prerequisite b_k coefficients (assuming a minimum phase $B_q(e^{j\omega})$).

In summary, the spectral density and the associated a_k and b_k coefficients which characterize the ARMA time series of order (p,q) may be determined by following the four step procedure as outlined in Table 1. To carry out this model identification scheme, it is seen that knowledge of the order pair (p,q) and the $q+p+1$ autocorrelation elements $r_x(0), r_x(1), \dots, r_x(q+p)$ need be available.

1. Solve relationship (8) for the p autoregressive a_k coefficients. This will require setting $t \geq p$.
2. Generate the auxiliary sequence $c(n)$ and its Fourier transform using expressions (13) and (14a), respectively.
3. The desired spectral density is then given by expression (15).
4. Perform a spectral factorization of the polynomial $B_q(e^{j\omega})B_q^*(e^{j\omega})$ as given by equation (16) to obtain the minimum phase choice of the b_k coefficients.

Table 1: Generation of the spectral density and the ARMA model parameters associated with a given set of autocorrelation values.

III. HIGH PERFORMANCE METHOD OF ARMA SPECTRAL MODELING

It is possible to adapt many of the ideas of Section II to achieve an ARMA spectral estimate when only the time series observations (3) are available (and not autocorrelation values). We shall again treat separately the cases of autoregressive and moving average coefficient determination.

Autoregressive Coefficient Estimation

To implement the autoregressive coefficient selection process as represented by relationship (8) it will be necessary to compute appropriate autocorrelation estimates from the given set of time series' observations. The high performance ARMA method effects these estimates in the guise of a convenient matrix format which lends itself to a particularly efficient computational realization [6]-[9]. In particular, the autocorrelation matrix and vector required in expression (8) are estimated according to

$$\hat{R}_{tp}^q = Y^+ X \quad (17)$$

$$\hat{r}_t^q = Y^+ \underline{x} \quad (18)$$

where the dagger symbol $+$ denotes the operation of complex conjugate transposition. The $(N-p) \times p$ Toeplitz type matrix X is specified by

$$X = \begin{bmatrix} x(p) & x(p-1) & \dots & x(1) \\ x(p+1) & x(p) & \dots & x(2) \\ \vdots & \vdots & \ddots & \vdots \\ x(N-1) & x(N-2) & \dots & x(N-p) \end{bmatrix} \quad (19)$$

while the $(N-p) \times t$ Toeplitz type matrix Y has the form

$$Y = \begin{bmatrix} x(p-q) & x(p-q-1) & \dots & x(p-q-t+1) \\ x(p-q+1) & x(p-q) & \dots & x(p-q-t+2) \\ \vdots & \vdots & \ddots & \vdots \\ x(N-q-1) & x(N-q-2) & \dots & x(N-q-t) \end{bmatrix} \quad (20)$$

and \underline{x} is an $(N-p) \times 1$ vector given by¹

$$\underline{x} = [x(p+1), x(p+2), \dots, x(N)]^T \quad (21)$$

In formulating matrix Y , we have used the convention of setting to zero any elements $x(k)$ for which k lies outside the observation index range $1 \leq k \leq N$.

If the autocorrelation matrix and vector estimates (17) and (18), respectively, are substituted into the Yule-Walker relationship (8), however, it is generally found that the resultant system of t equations in the p autoregressive coefficients is inconsistent for $t > p$. This is due to inevitable inaccuracies in the autocorrelation estimates, and, to a possible improper ARMA model order choice. In any case, the system of equations with these estimate substitutions will give rise to the $t \times 1$ Yule-Walker approximation error vector as specified by

$$\underline{e} = Y^T X \underline{a} + Y^T \underline{x} \quad (22)$$

Upon taking the expected value of \underline{e} , it is found that for the ARMA modeling order choice in which $q \geq p$, that this expectation results in

$$E\{e(k)\} = (N-q-k) \left[r_x(q+k) + \sum_{m=1}^p a_m r_x(q+k-m) \right], \quad 1 \leq k \leq t \quad (23)$$

while for the modeling order case $q < p$ this expectation produces

$$E\{e(k)\} = \begin{cases} (N-p) \left[r_x(q+k) + \sum_{m=1}^p a_m r_x(q+k-m) \right], & 1 \leq k \leq p-q \\ (N-q-k) \left[r_x(q+k) + \sum_{m=1}^p a_m r_x(q+k-m) \right], & p-q < k \leq t \end{cases} \quad (24)$$

In either ordering case, it is seen that when the time series is an ARMA process of order (p, q) , the expected value of the error vector \underline{e} can be made equal to zero by a proper choice of the autoregressive coefficient vector \underline{a} . Namely, this selection would be such that the underlying Yule-Walker equations (6) are satisfied.² This implies that the system of equations (22) with $\underline{e} = \underline{\theta}$ provides an unbiased and a consistent estimate of the Yule-Walker equations (8), where $\underline{\theta}$ is the zero vector.

With the above thoughts in mind, an appealing approach to selecting the autoregressive coefficient vector is immediately suggested. Namely, \underline{a} is chosen so as to make the error vector "as close" to its expected value of $\underline{\theta}$ as possible. This is of course predicated on the assumption that the time series is an ARMA process of order (p, q) or less. In order to attain a tractable procedure for selecting an

¹ A more generalized version of this estimation scheme can be obtained by substituting the integer k for p wherever p appears in relationship (19)-(21). For ease of presentation, k is here restricted to be p .

² A little thought will convince oneself that this same conclusion will be reached if both q and p are at least equal to the numerator and denominator orders, respectively, of the underlying ARMA time series.

appropriate autoregressive coefficient vector, we shall introduce the following quadratic functional

$$f(\underline{a}) = \underline{e}^T \Lambda \underline{e} \quad (25)$$

in which Λ is a $t \times t$ positive-semidefinite diagonal matrix with diagonal elements Λ_{kk} that is introduced in order to provide one with the option of weighting differently the various error vector components. It is a simple matter to show that an autoregressive coefficient vector which will render this quadratic functional a minimum must satisfy

$$X^T Y \Lambda Y^T X \hat{\underline{a}} = -X^T Y \Lambda Y^T \underline{x} \quad (26)$$

One then simply solves this consistent system of p linear equations in the p unknown autoregressive coefficients to obtain an estimate for the denominator of the ARMA model.

Moving-Average Coefficient Estimation

There exist several procedures for estimating the ARMA model's moving average coefficients. We shall now briefly describe two procedures which have provided satisfactory performance and in a sense complement one another.

(i) c_k Method

The procedure which has provided the best frequency resolution behavior is a direct adaption of the c_k method as described in Section II (see ref. [8]). In particular, using the set of autoregressive coefficient estimates as obtained from expression (26) and a suitable set of autocorrelation estimates $\hat{r}_x(n)$ for $n=0, 1, \dots, \max(q, p)$, one computes the c_k coefficients using expression (13). These coefficients are then used to achieve the desired ARMA spectral estimate when incorporated into relationship (14a) and ultimately relationship (15). Although providing an excellent frequency resolution behavior, this procedure suffers the drawback of not having a guaranteed nonnegative definite spectral density estimate³. It is with this in mind that the following procedure was evolved.

(ii) Smoothed Periodogram Method

In the smoothed periodogram approach, one first computes the so-called "residual time-series elements according to the relationship (see ref. [9])

$$e(n) = x(n) + \sum_{k=1}^p \hat{a}_k^* x(n-k) \quad \text{for } p < n \leq N \quad (27)$$

in which the \hat{a}_k^* autoregressive coefficients as obtained by solving expression (26) are incorporated. From this relationship, it is apparent that the following spectral density expression holds

$$S_x(e^{j\omega}) = \frac{S_e(e^{j\omega})}{|\hat{\Lambda}_p^*(e^{j\omega})|^2} \quad (28)$$

If $S_x(e^{j\omega})$ is to correspond to an ARMA spectral model of order (p, q) , it is clear that a q th order MA spectral estimate for the residual spectral density $S_e(e^{j\omega})$ must be obtained and then substituted into relationship (28). The smoothed periodogram has been found to be a useful tool for this purpose.

In the smoothed periodogram method, one first partitions the computed residual elements (27) into

³ This shortcoming may be superficially avoided by taking the absolute value of the spectral estimate.

L segments each of length q+1 as specified by

$$e_k(n) = e(n+q+1+kd) \quad \begin{matrix} 0 \leq n \leq q \\ 0 \leq k \leq L-1 \end{matrix} \quad (29)$$

where "d" is a positive integer which specifies the time shift between adjacent segments. These individual segments will overlap if $d \leq q$ and will perfectly partition the residual sequence when $d=q+1$. In order to include only computed elements, the relevant parameters must be selected so that $q+q+1+(L-1)d \leq N$. Next the periodogram for each of these L segments is taken and these are averaged to obtain the desired qth order smoothed periodogram, that is

$$\hat{S}_\epsilon(e^{j\omega}) = \frac{1}{L} \sum_{k=0}^{L-1} \left\{ \frac{1}{q+1} \sum_{n=0}^q w(n) e_k(n) e^{-j\omega n} \right\}^2 \quad (30)$$

where $w(n)$ is a window sequence that is normally selected to be rectangular (i.e., $w(n)=1$ for $0 \leq n \leq q$). The required ARMA spectral model is then obtained by substituting this approximation into relationship (28) thereby giving

$$\hat{S}_x(e^{j\omega}) = \frac{\hat{S}_\epsilon(e^{j\omega})}{|\hat{\lambda}_p^*(e^{j\omega})|^2} \quad (31)$$

It is readily shown that the smoothed periodogram procedure results in a desired nonnegative qth order MA spectral density estimate. Unfortunately, its frequency resolution capability is generally not of the same quality as that of the c_k method.⁴ On the other hand, the smoothed periodogram method provides more smoothly behaved spectral estimates which contain fewer spurious effects.

To summarize, the required ARMA spectral model is obtained by following the systematic procedure outlined in Table 2. The numerator dynamic estimation procedure to be used will of course depend on the particular characteristic being sought (e.g., frequency resolution, smoothness, etc.).

1. Specify values for the ARMA model's order parameter pair (p,q), the Yule-Walker equation parameter t, and, the weighting matrix's diagonal elements λ_{kk} .
2. Using the time series observations $x(1), x(2), \dots, x(N)$, construct the matrices X, Y, and vector λ according to relationships (19), (20), and (21), respectively.
3. Determine the model's autoregressive coefficients by solving relationship (26)
4. The numerator's dynamics are obtained by using either the (i) c_k method, or, (ii) the smoothed periodogram method.

Table 2. Basic steps of the standard high performance ARMA spectral estimation method: The Block Processing Mode.

The improved spectral estimation performance obtained in using this high performance method over contemporary ARMA techniques such as the Box-Jenkins method is, to a large extent, a consequence of selecting the integer t to be larger than the minimal value p. With the corresponding larger set of Yule-Walker equations that are thereby being approximated, it intuitively follows that the model's autoregressive

⁴ A similar approach shares the same attributes as does the smoothed periodogram. [12].

coefficients will be less sensitive to autocorrelation estimate errors which are embodied in Y^+X and Y^+x than would be the case if t were set to p (as in the Box-Jenkins method). This anticipated improvement in spectral estimation behavior when using the high performance method has in fact been realized on a rather large number of numerical examples [6]-[9]. As we will see in part 2 this high performance method also lends itself to a particular fast adaptive implementation mode when $t=p$. With the two attributes of improved spectral estimation performance and computational efficiency, this new procedure promises to be an important spectral estimation tool.

It is of interest to note that when $q=0$ and $t=p$, the high performance ARMA spectral estimation method reduces to the well known AR covariance method. Moreover, upon letting t exceed p, the resultant set of expanded AR Yule-Walker equation approximations will typically result in better spectral estimates than the standard AR covariance method. To the authors knowledge, this approach has not been used in the various AR spectral estimation procedures developed to date.

IV. ORDER SELECTION

One of the important considerations when using the high performance method is that of selecting the ARMA model order pair (p,q). This selection process can be made by utilizing properties of the ARMA autocorrelation matrix as outlined in Theorem 1. In particular, one examines the column rank behavior of the autocorrelation matrix estimate

$$\hat{R}_{tp}^q = Y^+X \quad (32)$$

that is being used in the high performance method. Upon setting $q=t=p$, it follows that the $p \times p$ autocorrelation matrix estimate \hat{R}_{pp}^p will start becoming

ill-conditioned when the order parameter p exceeds the time series' inherent order value (assuming that $q \leq p$). Thus, the model order determination can be achieved by investigating the conditioning of the matrix \hat{R}_{pp}^p as a function of p. As p is increased, an appropriate choice will be a value \hat{p} for which there is a precipitate decrease in matrix conditioning for $p=\hat{p}+1$. This approach, as applied to the high performance method of spectral estimation, has been used successfully by Pao and Lee [13].

There exist many matrix conditioning measures which may be used for this order determination. One of the more effective measures is the normalized determinant as specified by

$$C(A) = \det(A) / \sqrt{\sum_{i=1}^p \sum_{j=1}^p |a_{ij}|^2} \quad (33)$$

where $\det(A)$ designates the determinant of the $p \times p$ matrix A. It is to be noted that this normalized determinant will be zero when the rank of A is less than p.

V. THE DOWN SHIFT OPERATOR

In the analysis to follow, extensive use of the down shift operator S is made. This operator down-shifts by one unit the elements of the vector upon which it operates and inserts a zero into the vacated first component position. In other words, this operation takes the form

$$Sx = [0, x(1), x(2), \dots, x(N-1)]^T \quad (34a)$$

where the $N \times 1$ vector being operated upon is given by

$$x = [x(1), x(2), \dots, x(N)]^T \quad (34b)$$

The prime symbol here used denotes the operation of vector transposition. It is a simple matter to show that the downshift operator has the following $N \times N$ matrix representation

$$S = \begin{bmatrix} e_2 & e_3 & \dots & e_N & 0 \\ \vdots & \vdots & \ddots & \vdots & \vdots \end{bmatrix} \quad (35)$$

in which 0 is the $N \times 1$ zero vector and e_k designates the k^{th} standard $N \times 1$ basis vector whose components are all zero except for its k^{th} which is one. If this downshift operator were applied sequentially m times to the vector x , it is clear that a downshift of m units results, that is

$$S^m x = \underbrace{[0, 0, \dots, 0]}_{m \text{ zeros}}, x(1), x(2), \dots, x(N-m) \quad (36)$$

VI. PREWINDOW MODIFICATION

In many spectral estimation applications, it is necessary to update the ARMA model's coefficients as new time series observations become available. If this is to be achieved in real time, however, it is generally not feasible to apply the block processing implementation of the high performance method as outlined in Table 2. In Part 2 of this paper, a computationally efficient algorithm for achieving this coefficient updating is developed. In order to facilitate this real time recursive algorithm, it is necessary to slightly modify the constituent matrices X and Y , and the vector x which characterize the high performance method. These modifications provide the required algebraic structure to render the resultant modified high performance ARMA modeling method amenable to a computationally efficient recursive solution.

Although a number of modifications are possible, we shall only treat the prewindowing method in this Section.⁵ In the premodification method, the x vector is modified to

$$\underline{x} = [x(1), x(2), \dots, x(N)]' \quad (37)$$

while the X matrix is modified to the $N \times p$ Toeplitz type matrix

$$X = \begin{bmatrix} 0 & 0 & 0 \\ x(1) & 0 & 0 \\ x(2) & x(1) & \vdots \\ \vdots & x(2) & \vdots \\ \vdots & \vdots & \vdots \\ \vdots & \vdots & x(1) \\ \vdots & \vdots & \vdots \\ x(N-1) & x(N-2) & x(N-p) \end{bmatrix} = \begin{bmatrix} Sx \\ S^2x \\ \vdots \\ S^p x \end{bmatrix} \quad (38)$$

where S is the downshift operator. Finally, the Y matrix is modified to the $N \times t$ Toeplitz type matrix

$$Y = \begin{bmatrix} 0 & 0 & \dots & 0 \\ 0 & 0 & & 0 \\ \vdots & \vdots & & \vdots \\ 0 & 0 & & \vdots \\ x(1) & 0 & & \vdots \\ x(2) & x(1) & & 0 \\ \vdots & \vdots & & \vdots \\ \vdots & \vdots & & x(1) \\ x(N-q-1) & x(N-q-2) & & x(N-q-t) \end{bmatrix}$$

⁵The postwindowing, and, pre & postwindowing modification methods are described in the Appendix.

$$= \begin{bmatrix} S^{q+1} x \\ S^{q+2} x \\ \vdots \\ S^{q+t} x \end{bmatrix} \quad (39)$$

Upon examination of these expressions for the modified matrices X and Y , it is seen that they possess a very simple shift type structure. It is this very structure which renders the prewindowed modification amenable to a computationally efficient adaptive solution algorithm. Furthermore, it is to be noted that lower triangular $p \times p$ and $p \times t$ matrices have been added to the top of the original X and Y matrices to form the modified X and Y matrices, respectively. These augmenting lower triangular matrices are uniquely specified so as to make the modified matrices Toeplitz in structure (i.e., the elements along any diagonal are all equal) with zeros appearing in the upper right portion of each matrix. It is this specific structure which makes an efficient recursive solution possible. This method is referred to as prewindowing since the implicit assumption that $x(n) = 0$ for $n \leq 0$ is being made.

If these modifications are incorporated into expression (26), a modified set of p linear equations in the p autoregressive coefficient unknowns is obtained, that is

$$X^+ Y^+ X \hat{a}^* = -X^+ Y^+ x \quad (40)$$

This system of equations represents the least-squares solution to the following statistical approximation of the first t Yule-Walker equations

$$\underline{e} = Y^+ X \underline{a} + Y x \quad (41)$$

The effectiveness of this approximation can be evaluated by taking the expected value of this relationship. When the ARMA model order parameters are such that $q \leq p$, this expectation is found to give

$$E(\underline{e}(k)) = \begin{cases} (N-q-k) \sum_{m=0}^{q+k} a_m r_x(q+k-m) + \sum_{m=q+k+1}^p (N-m) a_m r_x(q+k-m), & 1 \leq k < p-q \\ (N-q-k) \sum_{m=0}^p a_m r_x(q+k-m), & p-q \leq k \leq t \end{cases} \quad (42a)$$

where $a_0 = 1$. This implies that the Yule-Walker equation estimate (42) is biased in nature. As the data length N increases, however, this estimate becomes asymptotically unbiased. For the ordering case $q > p$, the expectation is found to yield

$$E(\underline{e}(k)) = (N-q-k) \sum_{m=0}^p a_m r_x(q+k-m), \quad 1 \leq k \leq t \quad (42b)$$

which is unbiased in nature. Thus, the set of linear equation estimates (41) generally provides a satisfactory estimate for the associated Yule-Walker equations.

In order to achieve the recursive update capability as mentioned previously, it will be necessary to "restrict" the parameter t to be p . This in turn results in $Y^+ X$ being a $p \times p$ matrix. When this matrix is invertible, there always exists a unique autoregressive vector which will render the error vector to be zero, that is

$$Y^+ X \hat{a}^* = -Y^+ x \quad (43)$$

The update algorithm to be presented in Part 2, in effect, allows us to recursively obtain the solution for the $N+1$ data length case from the solution to the N data length case [14]. Unfortunately, the restriction of $t = p$ also generally results in an associated decrease in spectral estimation performance (relative to $t > p$). Thus, in obtaining a computationally efficient update recursive algorithm, an accompanying decrease in spectral estimation performance is the price being paid. One must therefore carefully consider the ramifications of this tradeoff in any given application. It is noteworthy, however, that this performance degradation

diminishes as the number of time series observations N grows.

VII. GENERALIZED LEVINSON ALGORITHM

In the high performance ARMA modeling procedures presented in Sections III and VI, the model's p autoregressive coefficients were obtained by solving a system of p linear equations. In the special case in which $t=p$ and the $p \times p$ matrix $Y^T X$ is nonsingular, this relevant system of equations (26) simplifies to

$$Y^T X \hat{a} = -Y^T x \quad (44)$$

where the entries of the matrices X and Y and the vector x are dependent on the particular form being used (i.e., unmodified, prewindowed, postwindowed, etc.)

If standard matrix inversion techniques such as the Cholesky decomposition method are used, on the order of p^3 multiplications and additions are required to compute the solution to relationship (44). These standard techniques are therefore said to possess a computational complexity of $O(p^3)$. For relatively large values of p , this can result in an undesirable computational burden. On the other hand, if the $p \times p$ matrix $Y^T X$ has a near Toeplitz structure, it is possible to utilize the generalized Levinson algorithm to obtain the required solution using far fewer computations [10], [11]. Since the matrix $Y^T X$ is being used to approximate the Toeplitz matrix R_{pp}^q , there is good reason to anticipate that $Y^T X$ might possess this structural feature.

To measure the degree to which $Y^T X$ is Toeplitz in structure, it is necessary to introduce the concept of displacement rank. The displacement rank $\alpha(A)$ of the $p \times p$ matrix A is formally given by

$$\alpha(A) = \min[\alpha_-(A), \alpha_+(A)] \quad (45a)$$

where

$$\alpha_-(A) = \text{rank}[A - SAS'] \quad (45b)$$

$$\alpha_+(A) = \text{rank}[A - S'AS] \quad (45c)$$

in which S is the aforementioned down shift operator (35). When the matrix A is Toeplitz, it is readily shown that its displacement rank is two (or less). Thus, a matrix whose displacement rank is near two is said to be close to Toeplitz in structure and therefore amenable to efficient inversion using the generalized Levinson algorithm.

If the displacement rank of the $p \times p$ matrix $Y^T X$ is α , it has been shown that one can use the generalized Levinson algorithm to solve expression (44) with a corresponding computational complexity of $O(\alpha p^2)$. If α is sufficiently smaller than p , a significant computational savings can be thereby realized relative to standard matrix inversion routines. Fortunately, the displacement rank of $Y^T X$ is adequately small for the unmodified high performance ARMA modeling method and its prewindowed version (as well as the postwindowed and pre & postwindowed versions). This is a direct consequence of the fact that the columns of matrices X and Y are simply shifted versions on one another. One may readily show that the displacement rank of matrix $Y^T X$ for each of the high performance methods is as shown in Table 3. Since these displacement ranks are so small, it is clear that the generalized Levinson algorithm may be advantageously used for solving the linear system of equations (44).

⁶ As a byproduct of this solution procedure, the optimal autoregressive coefficient vectors for all ARMA models of autoregressive order k are obtained for $1 \leq k \leq p$.

Method	Displacement Rank $\alpha(Y^T X)$
Standard	4
Prewindow	3
Postwindow	3
Pre & Postwindow	2

Table 3: Displacement rank of the matrix $Y^T X$ for the various high performance ARMA methods

When the parameter t is allowed to increase beyond p so as to obtain an improved spectral estimation performance, the displacement rank of each of the methods spelled out in Table 3 increases. It is readily shown that for $t > p$ the displacement rank increases to $\alpha^2(Y^T X)$ in all cases. For example, the displacement rank of the $t \times p$ matrix $Y^T X$ for the standard procedure increases to $(4)^2 = 16$ and so forth. For excessively large values of p , it would then be advantageous to use the generalized Levinson algorithm to solve relationship (44) when case $t > p$. The computational complexity thereby obtained would be on the order of $\alpha^2 p^2$.

VIII. NUMERICAL EXAMPLE

The unmodified ARMA modeling method of spectral estimation, as presented in Section III, has been found to possess a significantly superior performance when compared to such contemporary alternatives as the periodogram, maximum entropy, and the Box-Jenkins methods when applied to "narrow" band time series (i.e., sum of sinusoids in white noise [6]-[9] and [13]). With this in mind, the effectiveness of both the unmodified and modified ARMA modeling procedures will now be examined for a "moderately wide band" time series. In particular, we shall treat the time series as recently considered by Bruzzone and Kaveh [15]. Specifically, their ARMA time series of order (4,4) is characterized by

$$x_k = x_k^1 + x_k^2 + 0.5\epsilon_k \quad (46a)$$

where the individual time series x_k^1 and x_k^2 are generated according to

$$\begin{aligned} x_k^1 &= 0.4x_{k-1}^1 - 0.93x_{k-2}^1 + \epsilon_k^1 \\ x_k^2 &= -0.5x_{k-1}^2 - 0.93x_{k-2}^2 + \epsilon_k^2 \end{aligned} \quad (46b)$$

in which the ϵ_k , ϵ_k^1 , and ϵ_k^2 are uncorrelated Gaussian random variables with zero mean and unit variance. It then follows that the spectral density characterizing time series (46) is given by

$$S_x(\omega) = \left| 1 - 0.4e^{-j\omega} + 0.93e^{-j2\omega} \right|^{-2} + \left| 1 + 0.5e^{-j\omega} + 0.93e^{-j2\omega} \right|^{-2} + 0.25 \quad (47)$$

Using the time series description (46), twenty different sampled sequences each of length 64 were generated. These twenty observation sets were then used to test various spectral estimation methods. In Figure 1, the twenty superimposed plots of the ARMA model spectral estimates of order (4,4) obtained using the first iterate of the Box-Jenkins method, and, this paper's unmodified method with $\lambda_{kk} = (0.95)^{k-1}$ and selections of $t=4, 8, \text{ and } 20$ are shown. For comparison purposes, the ideal spectrum (47) is also shown. From these plots, two observations may be made: (i) the unmodified method with $t=4$ yields a marginally better spectral estimate than the Box-Jenkins method, and, (ii) the unmodified spectral estimates improve

significantly as t is increased from the minimal value 4. This latter observation is most noteworthy and indicates that the incorporation of more than the minimal number of Yule-Walker equations for determining the ARMA model's autoregressive coefficients has the anticipated effect of significantly improving spectral estimation performance.

Next, the modification methods developed in Section V and the appendix were applied to these twenty different sampled sequences of length 64 to obtain ARMA model spectral estimates of order (4,4). The resultant spectra are shown in Figure 2 where it is apparent that only "a modest" degradation in spectral estimation performance has accrued due to the transient effects introduced by the modified methods. This is indeed welcomed news given the ability to implement these modified methods with exceptionally fast algorithms. It is to be noted that the "postmodified", and the "pre & postmodified" methods are identical in this example.

As a final example, twenty different sampled sequences each of length 200 were generated according to expression (46). With this longer data length, it was anticipated that an improvement in spectral estimation performance would result. A marked improvement in fact realized as is made evident from Figure 3 where the ARMA model spectral estimates of order (4,4) are shown for the Box-Jenkins method and the unmodified method for selections of $t = 4, 8, \text{ and } 20$.

IX. CONCLUSION

A computationally efficient closed form method of ARMA spectral estimation has been presented. It is predicated on the approximation of a set of Yule-Walker equation estimates which are generated from a given set of time series observations. The ARMA model's autoregressive coefficients are determined by solving a consistent system of linear equations. The displacement rank of the matrix corresponding to these equations is four thereby indicating that an efficient algorithmic solution procedure is possible.

The spectral estimation performance of this ARMA modeling procedure has been empirically found to exceed that of such counterparts as the maximum entropy and Box-Jenkins methods (e.g., see refs. [6]-[9] & [13]). This behavior is to a large extent, a consequence of the fact that more than the minimal number of Yule-Walker equation estimates are being approximated to obtain the resultant ARMA model parameters.

In order to achieve an improved computational efficiency, a prewindowed modification of the proposed ARMA model spectral method was next introduced. The spectral estimation performance of this prewindowed version has been found to be of high quality for moderate data lengths. As we will see in Part 2, this prewindowed method may be implemented by an adaptive update algorithm whose computational efficiency is comparable to that achieved by recently developed LMS fast algorithms.

X. REFERENCES

- [1] R. B. Blackman and J. W. Tukey, "The measurement of power spectra from the point of view of communication engineering", New York: Dover, 1958.
- [2] A. V. Oppenheim and R. W. Schaffer, DIGITAL SIGNAL PROCESSING, Englewood Cliffs, New Jersey, Prentice-Hall, Inc., 1975.
- [3] G. Box and G. Jenkins, TIME SERIES ANALYSIS: FORECASTING AND CONTROL (revised edition) San Francisco: Holden-Day, 1976.
- [4] P. R. Gutowski, E. A. Robinson, and S. Treitel, "Spectral estimation, fact or fiction", IEEE Transactions on Geoscience Electronics, vol. GE-16, April 1978, pp. 80-84.

- [5] S. A. Treutter and K. Steiglitz, "Power spectrum identification in terms of rational models", IEEE Transactions on Automatic Control, vol. AC-12, April, 1967, pp. 185-188.
- [6] J. A. Cadzow, "ARMA spectral estimation: an efficient closed-form procedure", Proceedings of the RADC Spectrum Estimation Workshop, October 3-5, 1979, pp. 81-97.
- [7] J. A. Cadzow, "ARMA spectral estimation: a model equation error procedure", IEEE 1980 International Conference on Acoustic, Speech and Signal Processing, April, 1980, pp. 598-602.
- [8] J. A. Cadzow, "High performance spectral estimation - A new ARMA method", IEEE Transactions on Acoustics, Speech, and Signal Processing, vol. ASSP-28, No. 5, October, 1980, pp. 524-529.
- [9] J. A. Cadzow, "Autoregressive moving average spectral estimation: a model equation error procedure", IEEE Transactions on Geoscience and Remote Sensing, vol. GE-19, No. 1, Jan. 1981, pp. 24-28.
- [10] T. Kailath, S. Y. Kung and M. Morf, "Displacement ranks of matrices and linear equations", Journal of Mathematical Analysis and Applications, vol. 68, No. 2, April, 1979, pp. 395-407.
- [11] B. Friedlander, M. Morf, T. Kailath and L. Ljung, "New inversion formula for matrices classified in terms of their distance from Toeplitz matrices", Linear Algebra and its Applications, vol. 27, 1979, pp. 31-60.
- [12] S. Kay, "A new ARMA spectral estimator", IEEE Transactions on Acoustics, Speech, and Signal Processing, vol. ASSP-28, No. 5, Oct. 1980, pp. 585-588.
- [13] Y. Pao and D. T. Lee, "Additional results on Cadzow's ARMA method for spectrum estimation", Proceedings IEEE International Conference on Acoustic, Speech, and Signal Processing, vol. 2, March 31, 1981, pp. 480-483.
- [14] K. Ogino, "Computationally fast algorithms for ARMA spectral estimation", Ph.D. dissertation, Virginia Polytechnic Institute & State University, June 1981.
- [15] S. Bruzzone and M. Kaveh, "On some suboptimum ARMA spectral estimators", IEEE Transactions on Acoustics, Speech, and Signal Processing, vol. ASSP-28, Dec. 1980, pp. 753-755.

APPENDIX

I. Postwindow Modification

Following a similar procedure as employed in Section VI, the addition of an upper triangular matrix to the lower portion of the matrices specified by equations (19) and (20) yields the prewindowed matrices

$$X = \begin{bmatrix} x(p) & \dots & x(1) \\ \vdots & & \vdots \\ x(N) & \dots & x(N-p+1) \\ \circ & \dots & \vdots \\ & & x(N) \end{bmatrix} \quad (A1)$$

$$Y = \begin{bmatrix} x(p-q) & \dots & x(p-q-t+1) \\ x(p-q+1) & \dots & x(p-q-t+2) \\ \vdots & & \vdots \\ x(N) & \dots & x(N-t+1) \\ \circ & \dots & x(N) \dots x(N+p-q-t) \end{bmatrix} \quad (A2)$$

where X and Y are recognized as being $(N \times p)$ and $(N \times t)$ Toeplitz type matrices, respectively. In a similar manner, the column vector \underline{x} is modified to

$$\underline{x} = [x(p+1), \dots, x(N), \underbrace{0, \dots, 0}_p] \quad (A3)$$

The displacement rank of the matrix $Y^T X$ is readily found to be 3. A generalized Levinson procedure requiring a computational complexity of $O(3p^2)$ can then be applied for solving the system of equations

$$Y^T X \underline{a} = -Y^T \underline{x} \quad (A4)$$

A more computationally efficient algorithm associated with the postwindow modification has been developed [14]. It is shown that the number of computations is reduced to $(p \log p)$ if $p = q$ where p and q are the denominator and numerator orders of the ARMA model, respectively.

II. Pre & Postwindow Modification Method

The combination of the previously discussed pre-windowed and postwindowed modification methods yields the pre & postwindow modification method. The matrices and vectors are modified in the following manner.

$$X = \begin{bmatrix} 0 & \dots & \dots & 0 \\ x(1) & \dots & \dots & 0 \\ \vdots & \dots & \dots & \vdots \\ x(p) & \dots & \dots & x(1) \\ \vdots & \dots & \dots & \vdots \\ x(N) & \dots & \dots & x(N-p) \\ \vdots & \dots & \dots & \vdots \\ \circ & \dots & \dots & x(N) \end{bmatrix} \quad (A5)$$

$$Y = \begin{bmatrix} 0 & \dots & \dots & \dots & 0 \\ \vdots & \dots & \dots & \dots & \vdots \\ 0 & \dots & \dots & \dots & 0 \\ x(1) & \dots & \dots & \dots & 0 \\ \vdots & \dots & \dots & \dots & \vdots \\ x(t) & \dots & \dots & \dots & x(1) \\ \vdots & \dots & \dots & \dots & \vdots \\ x(N) & \dots & \dots & \dots & x(N-t+1) \\ \vdots & \dots & \dots & \dots & \vdots \\ \circ & \dots & \dots & \dots & x(N) \dots x(N+p-q-t) \end{bmatrix} \quad (A6)$$

} q rows

$$\underline{x} = [x(1), \dots, x(N), \underbrace{0, \dots, 0}_{p \text{ zeros}}] \quad (A7)$$

where X and Y denote $(N+p) \times p$ and $(N+p) \times t$ Toeplitz type matrices, respectively, and \underline{x} denotes a $(N+p) \times 1$ column vector.

It can be shown that $Y^T X$ is a Toeplitz matrix. The conventional Levinson algorithm may therefore be used for solving the Toeplitz system of equations

$$Y^T X \underline{a} = -Y^T \underline{x} \quad (A8)$$

in which the inherent computational complexity is $O(2p^2)$.⁷ More recently, a fast algorithmic solution has been developed which significantly reduces this computational complexity.

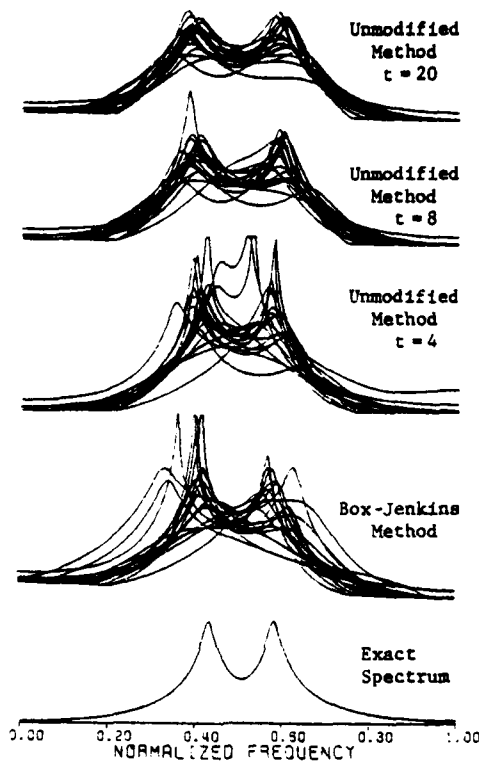


Figure 1: Spectral estimates of order (4,4) by the Box-Jenkins method and by the High Performance method using various values for τ . $N = 64$ data points for each estimate.

⁷ The parameter t is here taken to equal p .

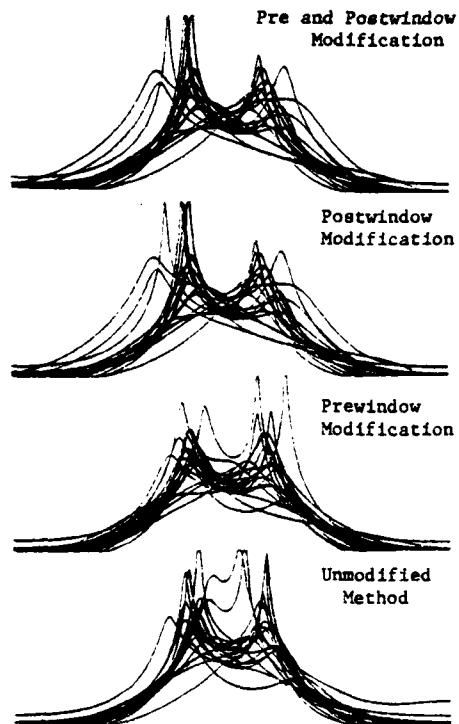


Figure 2: Spectral Estimates of order (4,4) generated by the High Performance method with $t = 4$ and using the various data modification procedures. $N = 64$ data points for each estimate.

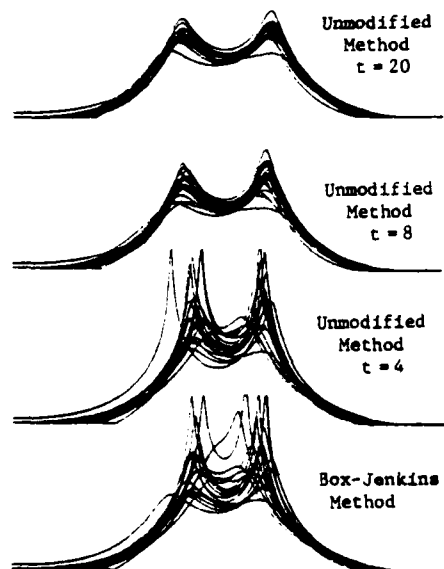


Figure 3: Spectral estimates of order (4,4) generated by the Box-Jenkins method and by the High Performance method using various values for t . $N = 200$ data points for each estimate.

REPORT DOCUMENTATION PAGE		READ INSTRUCTIONS BEFORE COMPLETING FORM
1. REPORT NUMBER 9 ✓	7. GOVT ACCESSION NO. AD-A101 869	3. RECIPIENT'S CATALOG NUMBER
4. TITLE (and Subtitle) An Adaptive ARMA Spectral Estimator. Part 1.		5. TYPE OF REPORT & PERIOD COVERED Conference Paper.
6. PERFORMING ORG. REPORT NUMBER		8. CONTRACT OR GRANT NUMBER(s) N00014-80-C-0303 ✓
9. AUTHOR(s) A. A. Cadzow & L. Moses	10. PROGRAM ELEMENT, PROJECT, TASK AREA & WORK UNIT NUMBERS 911	11. CONTROLLING OFFICE NAME AND ADDRESS Office of Naval Research (Code 436) Statistics and Probability Program Arlington, VA 22217
12. REPORT DATE 11 June 1981	13. NUMBER OF PAGES 10	14. MONITORING AGENCY NAME & ADDRESS (if different from Controlling Office)
15. SECURITY CLASS. (of this report) Unclassified		16. DISTRIBUTION STATEMENT (of this Report) APPROVED FOR PUBLIC RELEASE: DISTRIBUTION UNLIMITED.
17. DISTRIBUTION STATEMENT (of the abstract entered in Block 20, if different from Report)		18. SUPPLEMENTARY NOTES
19. KEY WORDS (Continue on reverse side if necessary and identify by block number) ARMA Spectral Estimate, Block Processing Algorithm, Yule-Walker Equations, Rational Time Series Modeling, Prewindowed Modification.		20. ABSTRACT (Continue on reverse side if necessary and identify by block number) A novel method for generating a rational ARMA model of a time series is developed. It is predicated on approximating the underlying Yule-Walker equations and provides an excellent spectral estimation performance. Moreover, its spectral estimation performance typically exceeds that of contemporary methods.