

AD A 09937

LEVEL II

①

F-16 AIRCREW TRAINING DEVELOPMENT PROJECT

Contract No. F02604-79-C8875

F-16 TASK ANALYSIS
CRITERION-REFERENCED OBJECTIVE
AND OBJECTIVES HIERARCHY REPORT

VOLUME I

DEVELOPMENT REPORT No. 6
MARCH 1981

DTIC
SELECTED
JUN 9 1981
E

Prepared in fulfillment of CDRL no. B012
and partial fulfillment of CDRL nos. B013, B015, and B019

by

S.J. / Rolnick
D. / Mudrick
A.S. / Gibbons
J. / Clark
Courseware, Inc.

COURSEWARE, INC.
10075 Carroll Canyon Rd.

San Diego, CA 92131
(714) 578-1700

DISTRIBUTION STATEMENT A

Approved for public release
Distribution Unlimited

DTIC FILE COPY

81 6 09 01

PREFACE

This report was created for the F-16 Aircrew Training Development Project contract no. F02604-79-C8875 for the Tactical Air Command to comply with the requirements of CDRL no. B012, B013, B015 and B019. The project entailed the design and development of an instructional system for the F16 RTU and instructor pilots. During the course of the project, a series of development reports was issued describing processes and products. A list of those reports follows this page. The user is referred to Report No. 34, A Users Guide to the F-16 Training Development Reports, for an overview and explanation of the series, and Report No. 35, F-16 Final Report, for an overview of the Instructional System Development Project.

Accession For	
NTIS GRA&I	<input checked="" type="checkbox"/>
DTIC TAB	<input type="checkbox"/>
Unannounced	<input type="checkbox"/>
Justification	
<i>form 50 per</i>	
By _____	
Distribution/	
Availability Codes	
Dist	Avail and/or Special
A	

F-16 AIRCREW TRAINING
DEVELOPMENT PROJECT REPORTS

Copies of these reports may be obtained by writing the Defense Technical Information Center, Cameron Station, Alexandria, Virginia 22314. All reports were reviewed and updated in March 81.

Gibbons, A.S., Rolnick, S.J., Mudrick, D. & Farrow, D.R. Program work plan (F-16 Development Report No. 1). San Diego, Calif.: Courseware, Inc., September 1977, March 1981.

Thompson, A., Bath, W., & Gibbons, A.S., Previous ISD program review (F-16 Development Report No. 2). San Diego, Calif.: Courseware, Inc., September 1977, March 1981.

Wild, M., & Farrow, D.R. Data collection and management forms report (F-16 Development Report No. 3). San Diego, Calif.: Courseware, Inc., September 1977, March 1981.

Gibbons, A.S. Review of existing F-16 task analysis (F-16 Development Report No. 4). San Diego, Calif.: Courseware, Inc., June 1977, March 1981.

Gibbons, A.S., & Rolnick, S.J. Derivation, formatting, and use of criterion-referenced objectives (CROs) and criterion-referenced tests (CRTs) (F-16 Development Report No. 5). San Diego, Calif.: Courseware, Inc., September 1977, March 1981.

Rolnick, S.J., Mudrick, D., Gibbons, A.S. & Clark, J. F-16 task analysis, criterion-referenced objective, and objectives hierarchy report (F-16 Development Report No. 6). San Diego, Calif.: Courseware, Inc., October 1978, March 1981.

Gibbons, A.S. Task analysis methodology report (F-16 Development Report No. 7). San Diego, Calif.: Courseware, Inc., October 1978, March 1981.

Gibbons, A.S. Objectives hierarchy analysis methodology report (F-16 Development Report No. 8). San Diego, Calif.: Courseware, Inc., October 1978, March 1981.

Mudrick, D., Gibbons, A.S., & Schmidt, R.F. Goal analysis report (F-16 Development Report No. 9). San Diego, Calif.: Courseware, Inc., February 1978, March 1981.

Rolnick, S.J., Mudrick, D., & Thompson, E.A. Data base update procedures report (F-16 Development Report No. 10). San Diego, Calif.: Courseware, Inc., October 1978, March 1981.

- Mudrick, D., & Pysz, K.E. Data automation of task and goal analysis: Existing system review and recommendation (F-16 Development Report No. 11). San Diego, Calif.: Courseware, Inc., September 1977, March 1981.
- O'Neal, A.F., & Smith, L.H. Management System needs and design concept analysis (F-16 Development Report No. 12). San Diego, Calif.: Courseware, Inc., December 1977, March 1981.
- Gibbons, A.S., Thompson, E.A., Schmidt, R.F., & Rolnick, S.J. F-16 pilot and instructor pilot target population study (F-16 Development Report No. 13). San Diego, Calif.: Courseware, Inc., September 1977, March 1981.
- Schmidt, R.F., Gibbons, A.S., Jacobs, R. & Faust, G.W. Recommendations for the F-16 performance measurement system (F-16 Development Report No. 14). San Diego, Calif.: Courseware, Inc., October 1978, March 1981.
- Thompson, E.A., & Gibbons, A.S. Program/system constraints analysis report (F-16 Development Report No. 15). San Diego, Calif.: Courseware, Inc., October 1978, March 1981.
- Gibbons, A.S., & Rolnick, S.J. A study of media production and reproduction options for the F-16 project (F-16 Development Report No. 16). San Diego, Calif.: Courseware, Inc., February 1978, March 1981.
- O'Neal, A.F., & Kearsley, G.P. Computer managed instruction for the F-16 training program (F-16 Development Report No. 17). San Diego, Calif.: Courseware, Inc., July 1978, March 1981.
- Wilcox, W.C., McNabb, W.J., & Farrow, D.R. F-16 implementation and management plan report (F-16 Development Report No. 18). San Diego, Calif.: Courseware, Inc., October 1978, March 1981.
- Sudweeks, R.R., Rolnick, S.J., & Gibbons, A.S. Quality control plans, procedures, and rationale for the F-16 pilot training system (F-16 Development Report No. 19). San Diego, Calif.: Courseware, Inc., October 1978, March 1981.
- Gibbons, A.S., Axtell, R.H., & Hughes, J.A. F-16 media selection and utilization plan report (F-16 Development Report No. 10). San Diego, Calif.: Courseware, Inc., October 1978, March 1981.
- Thompson, E.A., Kearsley, G.P., Gibbons, A.S., & King, K. F-16 instructional system cost study report (F-16 Development Report No. 21). San Diego, Calif.: Courseware, Inc., October 1978, March 1981.

- Jacobs, R.S., & Gibbons, A.S. Recommendations for F-16 operational flight trainer (OFT) design improvements (F-16 Development Report No. 22). San Diego, Calif.: Courseware, Inc., October 1978, March 1981.
- Gibbons, A.S. F-16 instructional sequencing plan report (F-16 Development Report No. 23). San Diego, Calif.: Courseware, Inc., October 1978, March 1981.
- Farrow, D.R., & King, K. F-16 coursewares and syllabi delivery schedule (F-16 Development Report No. 24). San Diego, Calif.: Courseware, Inc., September 1979, March 1981.
- Rothstein, L.J., Hibian, J.E., & Mudrick, D. F-16 instructor/course manager training requirements report (F-16 Development Report No. 25). San Diego, Calif.: Courseware, Inc., October 1978, March 1981.
- O'Neal, A.F., & O'Neal, H.L. F-16 pilot media selection (F-16 Development Report No. 26). San Diego, Calif.: Courseware, Inc., March 1979, March 1981.
- Gibbons, A.S. F-16 instructional system design alternatives (F-16 Development Report No. 27). San Diego, Calif.: Courseware, Inc., September 1979, March 1981.
- Gibbons, A.S. F-16 instructional system basing concept (F-16 Development Report No. 28). San Diego, Calif.: Courseware, Inc., September 1979, March 1981.
- O'Neal, H.L., & Rothstein, L.J. Task listings and criterion-referenced objectives for the instructor pilot F-16 training program (F-16 Development Report No. 29). San Diego, Calif.: Courseware, Inc., September 1979, March 1981.
- Bergman, D.W., & Farrow, D.R. F-16 training system media report (F-16 Development Report No. 30). San Diego, Calif.: Courseware, Inc., September 1979, March 1981.
- Gibbons, A.S., O'Neal, A.F., Farrow, D.R., Axtell, R.H., & Hughes, J.A. F-16 training media mix (F-16 Development Report No. 31). San Diego, Calif.: Courseware, Inc. October, 1979, March 1981.
- Farrow, D.R. F-16 training media support requirements (F-16 Development Report No. 32). San Diego, Calif.: Courseware, Inc., September 1979, March 1981.
- Gibbons, A.S. F-16 training media constraints and limitations (F-16 Development Report No. 33). San Diego, Calif.: Courseware, Inc., September 1979, March 1981.

Farrow, D.R., & Kearsley, G.P. A user's guide to the F-16 training development reports (F-16 Development Report No. 34). San Diego, Calif.: Courseware, Inc., January 1981, March 1981.

Farrow, D.R., & Clark, J. F-16 Final Report (F-16 Development Report No. 35). San Diego, Calif.: Courseware, Inc., January 1981, March 1981.

EXECUTIVE SUMMARY

This report contains the F-16 pilot training task listing, criterion-referenced objectives (CROs), objectives hierarchies and course map. A task listing is the logical breakdown of a task or job into its component subtasks. For instructional purposes, each of these subtasks is then converted into a CRO complete with conditions and standards for successful performance. The interrelationship of the CROs is identified and represented in a hierarchical arrangement.

For example, the major task of "performing the duties of an F-16 pilot" was divided into the following 11 subtasks:

1. Permission planning
2. Pretakeoff procedures
3. Takeoff
4. Departure
5. Enroute procedures
6. Air refueling
7. Combat
8. Recovery
9. Landing
10. Post-flight procedures
11. Mission debriefing

Each of these subtasks were then broken down into smaller performances. For instance, under permission planning such tasks as collect weather data, collect operations data, etc. were identified. These performances form the basis of the CROs. This reduction in task complexity provides the logical rationale for the hierarchical arrangement.

All tasks relevant to the F-16 training program are listed in this report. This provides the foundation for all subsequent instructional design and development activities.

CONTENTS

VOLUME I

Preface i
F-16 Aircrew Training Development Project Reports ii
Executive Summary vi
INTRODUCTION 1
TASK LISTING 2
CROS AND OBJECTIVES HIERARCHIES 2
USES OF THIS REPORT 3
UPDATE OF THIS REPORT 4
REPORT NOTATIONS 4

1.1 PREMISSION PLANNING

- TASK LIST
- TASKS WITHOUT CRITERION-REFERENCED OBJECTIVES
- CRITERION-REFERENCED OBJECTIVES
- OBJECTIVES HIERARCHIES

1.2 PRETAKEOFF PROCEDURES

- TASK LIST
- TASKS WITHOUT CRITERION-REFERENCED OBJECTIVES
- CRITERION-REFERENCED OBJECTIVES
- OBJECTIVES HIERARCHIES

VOLUME II

1.3 TAKEOFF

- TASK LIST
- TASKS WITHOUT CRITERION-REFERENCED OBJECTIVES
- CRITERION-REFERENCED OBJECTIVES
- OBJECTIVES HIERARCHIES

CONTENTS (cont.)

1.4 DEPARTURE

TASK LIST
TASKS WITHOUT CRITERION-REFERENCED
OBJECTIVES
CRITERION-REFERENCED OBJECTIVES
OBJECTIVES HIERARCHIES

1.5 ENROUTE PROCEDURES

TASK LIST
TASKS WITHOUT CRITERION-REFERENCED
OBJECTIVES
CRITERION-REFERENCED OBJECTIVES
OBJECTIVES HIERARCHIES

1.6 AIR REFUELING

TASK LIST
TASKS WITHOUT CRITERION-REFERENCED
OBJECTIVES
CRITERION-REFERENCED OBJECTIVES
OBJECTIVES HIERARCHIES

VOLUME III

1.7 COMBAT

TASK LIST
TASKS WITHOUT CRITERION-REFERENCED
OBJECTIVES
CRITERION-REFERENCED OBJECTIVES
OBJECTIVES HIERARCHIES

CONTENTS (cont.)

VOLUME IV

1.8 RECOVERY

TASK LIST
TASKS WITHOUT CRITERION-REFERENCED
OBJECTIVES
CRITERION-REFERENCED OBJECTIVES
OBJECTIVES HIERARCHIES

1.9 LANDING

TASK LIST
TASKS WITHOUT CRITERION-REFERENCED
OBJECTIVES
CRITERION-REFERENCED OBJECTIVES
OBJECTIVES HIERARCHIES

1.10 POST FLIGHT PROCEDURES

TASK LIST
TASKS WITHOUT CRITERION-REFERENCED
OBJECTIVES
CRITERION-REFERENCED OBJECTIVES
OBJECTIVES HIERARCHIES

1.11 MISSION DEBRIEFING

TASK LIST
TASKS WITHOUT CRITERION-REFERENCED
OBJECTIVES
CRITERION-REFERENCED OBJECTIVES
OBJECTIVES HIERARCHIES

1.12 COURSE MAP

CONVERSION
INTERCEPT
BFM
ACM
NAV
SA
SAT

F-16 TASK ANALYSIS,
CRITERION-REFERENCED OBJECTIVE,
AND OBJECTIVES HIERARCHY REPORT

INTRODUCTION

This report contains the F-16 pilot training task listing, task hierarchies, criterion-referenced objectives (CROs), and objectives hierarchies as of the end of F-16 Aircrew Training Development Project March 1981. Additionally, the academic objectives which support the tasks actually taught in the F-1600B course are presented. The distinction between these two sources of data and their use will be presented in a latter section.

When using this report, it is important for the reader to keep in mind that the analysis was conducted on an emerging weapons system. Therefore, some of the tasks and objectives presented here are not relevant to today's F-16. The reasons for leaving these obsolete tasks and objectives in this report will be elaborated below.

The report is divided into four volumes for convenience in binding. Detailed information on rationale and methodology for the analysis which produced this document is available in the following F-16 Development Reports:

Task Analysis Methodology Report, F-16 Development Report No. 7, October 1978.

Derivation, Formatting, and Use of Criterion-referenced Objectives (CROs) and Criterion-referenced Tests (CRTs), F-16 Development Report No. 5, September 1977.

Objectives Hierarchy Analysis Methodology Report, F-16 Development Report No 8, October 1978.

Only a brief introduction to each of these three analyses is presented in the sections which follow.

TASK LISTING

A task listing for instructional development purposes is the logical breakdown of a performance task or job into its component subtasks, down to the level of individually measurable performance tasks. For F-16 pilot training, the major task, 1.0 "Perform duties of an F-16 pilot", has been divided into the following eleven major subtasks:

- 1.1 Perform premission planning
- 1.2 Perform pretakeoff procedures
- 1.3 Perform takeoff
- 1.4 Perform departure
- 1.5 Perform enroute procedures
- 1.6 Perform air refueling
- 1.7 Perform combat
- 1.8 Perform recovery
- 1.9 Perform landing
- 1.10 Perform post flight procedures
- 1.11 Perform mission debriefing

These major subtasks represent the phases of a flight during combat. Each subtask is further broken down until the tasks reached can be effectively observed and evaluated during one performance session. Examples of tasks at this level are 1.1.2.4.15 "Calculate offset aim points" and 1.7.5.2.9.3.4 "Perform missile break turn". There are about 1,000 tasks in the F-16 task listing, of which about 700 are at this lowest level.

CROs AND OBJECTIVES HIERARCHIES

Each of the lowest level performance tasks (usually those with at least a four number designator) is converted into a CRO. For each CRO a set of conditions and a standard for performance are defined, along with other related data such as criticality of correct performance and difficulty. In addition the CROs contain an outline of the steps followed during task performance. The CROs also provide a convenient collection point for several items of data used in other instructional development procedures.

Each CRO is further analyzed to determine the set of training objectives necessary to train a student to the level of practice and mastery of the CRO. The objectives occur in the form of hierarchies showing superordinate-subordinate relationships between the CRO supporting the task and the objectives. Objectives can be trained and tested with a variety of presentation media, such as workbooks, pencil and paper tests, or a cockpit familiarization trainer, whereas the CRO is normally performed in a simulated environment or in the aircraft.

USES OF THIS REPORT

To use this report, the user should keep in mind the distinction between a task listing and a course map. As stated earlier, the task listing is the logical breakdown of a task into its component subtasks, whereas the course map indicates only those tasks and supporting objectives that are taught in the course. The first eleven sections of this report are the task listings and the twelfth section contains the course map.

The task listing can be used for both historical and reference purposes. As historical document, this report consists of all the tasks once though relevant to flying the F-16. However, because of mission or equipment changes, some of the tasks originally identified as important to F-16 training were later deleted. These tasks were left in the report but they are identified as being deleted from the present task listing. Knowing how this task listing evolved may help future developers as they deal with the complexities of maintaining and updating a task listing on an emerging weapons system.

As a reference source, this report could serve as the starting point when future members of the F-16 OTD team are tasked with revising the course materials. For example, at some future date when the Engine System workbook needs revision, this report could help the individual responsible for revising the workbook in the following ways. First, the individual could use the course map to identify those tasks which the objectives in the workbook were designed to support. Next, the objectives hierarchies supporting those tasks could be examined to see if lesson should now be included. If not, then of course the individual would have to consult other sources of data for revision content.

Finally, the task listing and course map could be used when new tasks are incorporated into the course. For example, when the simulator comes on line, the OTD team may identify the need for new tasks to be learned in academics prior to simulator use. The task listing and coursemap would aid in the identification of prerequisite relationships between the new tasks and tasks already in the course, and this would have implications for the sequencing of the new material into the course.

UPDATE OF THIS REPORT

The task list, CROs, and objectives hierarchies form the foundation of much of the instructional design and development that follow, such as determination of the syllabus, sequencing of objectives, and media selection. As the content of the instruction changes, (due to changes in the aircraft, its employment, etc.) the task list, CROs, and objectives hierarchies should be updated accordingly. Therefore, these data bases are continually evolving. The results presented in this report are based on what is presently known about the aircraft and its planned use.

At present there are some CROs that have not been written. These CROs are identified by their number designator at the beginning of each section. It is hoped that in the future, as time permits, these CROs will be written.

Updating of the task list and CROs have been greatly aided by the use of a word processing system for storage of task data. This also allows for the quick searching of data and for production of multiple-use reports from the same data base.

REPORT NOTATIONS

Some of the features of the data presentation in this report may need explanation. In the task list sections, task numbers and their accompanying behaviors are presented in two forms: (1) list form and (2) graphic form. The task numbering follows the hierarchical breakdown of tasks into subtasks described above. Tasks marked "(E)" are entry level tasks, that is, tasks which incoming students should already be able to perform. Such tasks have been included in the task list when it was determined that their exclusion would be questioned. Otherwise, the task listing is intended to go to the level of entry but does not include it. Although the task list is the collection of tasks performed during regular use of the aircraft, there are some tasks that are only performed during training, such as range and dart tow procedures. These tasks, though not properly a part of the task list, have been included in it and are labelled by "(T)". There are also tasks in the listing that although not taught as part of the training program, are part of the continuation training. These tasks are designated with the letter "(C)". Finally, those tasks that have been deleted from the task listing are identified by the letter "(D)". Subsequent development work will identify more of these, and they will be added to the task listing as they are identified.

The form of the CROs is explained in detail in F-16 Development Report No. 5 listed above. Some of the CROs, including several in Section 1.7, Combat, have not been defined because data are not yet available or because of the subject-matter expert manpower shortage. For these, placeholders have been provided listing the task behavior but no other data. These will be completed as time and manpower permit.

An objectives hierarchy is provided for each CRO. On the hierarchy diagrams, the CRO is the highest level solid box in the hierarchy. The top, dashed box is the next higher level task in the task listing. The unnumbered boxes below the CRO represent the training objectives for that CRO. These boxes are arranged according to a hierarchy of training knowledge prerequisites. Boxes on the same horizontal level can be learned in any order. Unnumbered hexagonal boxes represent objectives common to several hierarchies. Numbered hexagonal boxes represent CROs that provide information prerequisite to the mastery of the current CRO. (These show up on the CRO page as enabling tasks.) Hierarchies which have not been completed have been labelled "TBD" (to be determined).

1 Perform all F-16 missions [Hands-on]

1.1 Perform mission planning [Hands-on]

1.1.1 Collect mission data from agencies [Hands-on]

1.1.1.1 Collect intelligence data [Hands-on]

1.1.1.1.1 Given a mission, state the elements of intelligence data which must be collected for premission planning without omission. [Academic]

1.1.1.1.2 State the definitions of standard intelligence terms without error [Academic]

1.1.1.2 Collect weather data [Hands-on]

1.1.1.2.1 With no omissions, state the elements of weather data which must be collected for premission planning for non-tactical missions. [Academic]

1.1.1.2.2 State the uses of weather information in planning tactical missions without omission. [Academic]

1.1.1.3 Collect operations data [Hands-on]

1.1.1.3.1 Given a specific mission, state the elements of operations data which must be collected for premission planning without omission. [Academic]

1.1.1.3.2 State the elements of operations data which must be collected prior to a tactical mission for premission planning, without omission. [Academic]

1.1.2 Determine the mission data [Hands-on]

1.1.2.1 Determine pretakeoff data [Hands-on]

1.1.2.1.1 Determine mission-required personal support equipment [Hands-on]

1.1.2.1.2 Determine station time [Hands-on]

1.1.2.1.3 Determine start engine time [Hands-on]

1.1.2.1.4 List the pretakeoff data which must be determined during premission planning. [Hands-on]

1.1.2.2 Determine takeoff data [Hands-on]

1.1.2.2.1 Compute gross weight [Hands-on]

1.1.2.2.1.1 Given aircraft configuration information and the classified supplement to the -1, compute gross weight within +/- 500 pounds. [Academic]

1.1.2.2.2 Compute drag index [Hands-on]

1.1.2.2.2.1 Given aircraft configuration information and the classified supplement to the -1, determine drag index without error. [Academic]

1.1.2.2.3 Compute takeoff factor [Hands-on]

1.1.2.2.3.1 Given environmental data and aircraft configuration, compute takeoff factor within +/- .2 units. [Academic]

1.1.2.2.4 Compute rotation speed and takeoff speed [Hands-on]

1.1.2.2.4.1 Given aircraft configuration information, center of gravity and gross weight, compute rotation speed and takeoff speed within +/- 5 KIAS [Academic]

1.1.2.2.5 Compute takeoff and landing crosswind components [Hands-on]

1.1.2.2.5.1 Given runway heading, wind speed and direction, compute takeoff and landing crosswind components within +/- 2 knots. [Academic]

1.1.2.2.6 Compute takeoff roll (ground run distance) [Hands-on]

1.1.2.2.6.1 Given drag index, takeoff gross weight, corrected and uncorrected takeoff speed, runway slope, wind speed and direction, and takeoff factor, compute takeoff roll (ground run distance) within +/- 200 feet. [Academic]

1.1.2.2.7 Compute acceleration check speed [Hands-on]

1.1.2.2.7.1 Given drag index, takeoff gross weight, corrected and uncorrected and takeoff speed, runway slope, wind speed and direction, and takeoff factor, compute acceleration, check speed within +/- 5 KIAS. [Academic]

1.1.2.2.8 Compute maximum abort speed and maximum brake speed for MIL or MAX power takeoffs [Hands-on]

1.1.2.2.8.1 Given takeoff gross weight, runway slope, wind speed and direction, and takeoff factor, compute maximum abort speed and maximum brake speed for MIL or MAX power takeoffs within +/- 5 KIAS. [Academic]

1.1.2.2.9 Compute effect of runway condition on maximum abort speed [Hands-on]

1.1.2.2.9.1 Given takeoff gross weight, runway slope, wind speed and direction, and takeoff factor, compute effect of runway condition on maximum abort speed within +/- 10 percent. [Academic]

1.1.2.3 Determine departure data [Hands-on]

1.1.2.3.1 Calculate taxi, takeoff, and climbout fuel, time, and distance for MIL/MAX power thrust [Hands-on]

1.1.2.3.1.1 Given a mission assignment and relevant mission information, calculate taxi, takeoff, and climbout fuel (time and distance) for MIL/MAX power thrust. Time correct within +/- .5 minute, fuel within +/- 50 pounds, and distance +/- 2 miles [Academic]

1.1.2.3.2 Calculate best cruise altitude and combat, cruise, and service ceiling altitudes [Hands-on]

1.1.2.3.2.1 Given a mission assignment and relevant mission information, compute best cruise altitude and combat, cruise, and service ceiling altitudes. Altitude values must be correct within +/- 1,000 feet. [Academic]

1.1.2.3.3 Compute military thrust climb performance data [Hands-on]

1.1.2.3.3.1 Given a mission assignment and relevant mission information, compute military thrust climb performance data. Time values must be correct within +/- .5 minute, fuel values within +/- 50 pounds, and distance values within +/- 2 miles. [Academic]

1.1.2.3.4 Compute maximum A/B climb performance data [Hands-on]

1.1.2.3.4.1 Given a mission assignment and relevant mission information, compute maximum A/B climb performance data. Time must be correct within +/- .2 minutes, fuel within +/- 100 pounds, and distance within +/- 2 miles. [Academic]

1.1.2.4 Determine enroute data [Hands-on]

1.1.2.4.1 Compute optimum Mach/constant altitude cruise: Mach number, true airspeed, groundspeed, and time required to cruise a given distance [Hands-on]

1.1.2.4.1.1 Given a mission assignment and relevant mission info, compute optimum Mach/constant alt. cruise: Mach number +/- .01, true airspeed +/- 10 knots, groundspeed +/- 10 knots, and time required to cruise a given distance within +/- 2 1/2 mins. [Hands-on]

1.1.2.4.2 Compute optimum Mach/constant altitude cruise: specific range, fuel flow, and fuel required to cruise a specified time [Hands-on]

1.1.2.4.2.1 Given a mission assignment and relevant mission info, compute optimum Mach/constant alt. cruise: specific range within +/- .005 nautical miles/lb., fuel flow within +/- 100 lbs/hr., and fuel required to cruise a specified time within +/- 100 lb. [Academic]

1.1.2.4.3 Compute altitude factor [Hands-on]

1.1.2.4.3.1 Given a mission assignment and relevant mission information, compute altitude factor within +/- 0.2 [Academic]

1.1.2.4.4 Convert altitude factor into altitude. [Hands-on]

1.1.2.4.4.1 Given a mission assignment and relevant mission information, convert altitude factor into altitude within +/- 500 ft. [Academic]

1.1.2.4.5 Compute optimum Mach/optimum altitude cruise data from Subsonic Cruise charts [Hands-on]

1.1.2.4.5.1 Given a mission assignment and relevant mission information, compute optimum mach/optimum altitude cruise data from subsonic cruise charts. [Academic]

1.1.2.4.6 Compute optimum Mach/constant altitude cruise data from Subsonic Cruise charts [Hands-on]

1.1.2.4.6.1 Given a mission assignment and relevant mission information, compute optimum mach/constant altitude cruise data from Subsonic Cruise charts. [Academic]

1.1.2.4.7 Compute constant Mach/constant altitude cruise data from Subsonic Cruise charts [Hands-on]

1.1.2.4.7.1 Given a mission assignment and relevant mission information, compute constant Mach constant altitude cruise data from Subsonic Cruise charts [Academic]

1.1.2.4.8 Compute constant Mach/optimum altitude cruise data from Subsonic Cruise charts [Hands-on]

1.1.2.4.8.1 Given a mission assignment and relevant mission information, compute constant Mach/optimum altitude cruise data from Subsonic Cruise charts [Academic]

1.1.2.4.9 Compute aircraft specific range [Hands-on]

1.1.2.4.9.1 Given a mission assignment and relevant mission information, compute aircraft specific range within +/- .0025 nautical miles/pound. [Academic]

1.1.2.4.10 Compute aircraft fuel flow [Hands-on]

- 1.1.2.4.10.1 Given a mission assignment and relevant mission information, compute aircraft fuel flow. [Academic]
- 1.1.2.4.11 Compute aircraft optimum cruise climb performance data from Optimum Cruise Summary chart [Hands-on]
 - 1.1.2.4.11.1 Given a mission assignment and relevant mission information, compute aircraft optimum cruise-climb performance data from Optimum Cruise Summary chart: [Academic]
- 1.1.2.4.12 Plan an ingress profile for the mission [Hands-on]
 - 1.1.2.4.12.1 Identify potential enemy threats enroute [Hands-on]
 - 1.1.2.4.12.1.1 Given a mission assignment and intel data, identify potential enemy threats which may be encountered with no omissions [Academic]
 - 1.1.2.4.12.1.1.1 Name the considerations of most importance for identifying potential enemy threats enroute without omissions [Academic]
 - 1.1.2.4.12.2 Determine best aircraft defense against each potential enemy threat [Hands-on]
 - 1.1.2.4.12.2.1 Given potential enemy threats, state the best aircraft defense against each in accordance with tactical doctrine [Academic]
 - 1.1.2.4.12.3 Plan passive and active defensive profiles [Hands-on]
 - 1.1.2.4.12.3.1 Given a mission assignment and relevant mission information, plan passive and active defensive profiles in accordance with tactical doctrine. [Academic]
 - 1.1.2.4.12.3.1.1 State the steps and principles in planning active and passive defensive profiles in accordance with current tactical doctrine. [Academic]
 - 1.1.2.4.12.4 Given a mission assignment and relevant mission data, plan an ingress profile. [Academic]
 - 1.1.2.4.12.4.1 Name the considerations of most importance for planning an ingress profile without omission. [Academic]
- 1.1.2.4.13 Plan altitude and airspeed profiles as well as navigation route [Hands-on]
 - 1.1.2.4.13.1 Given a mission assignment and relevant mission information, plan altitude and airspeed profiles as well as navigational route. [Academic]
 - 1.1.2.4.13.1.1 State the steps and principles in planning altitude and airspeed profiles as well as navigation route in accordance with current doctrine and regulations. [Academic]
- 1.1.2.4.14 Select initial point [Hands-on]
 - 1.1.2.4.14.1 Given a mission assignment and relevant mission information, select an initial point [Academic]
 - 1.1.2.4.14.1.1 Name the considerations of most importance for selecting an initial point in accordance with current doctrine and regulations. [Academic]
- 1.1.2.4.15 Select offset aim points [Hands-on]

1.1.2.4.15.1 Given a mission assignment and relevant mission information, select offset aim points [Academic]

1.1.2.4.15.1.1 State conditions under which an offset aim point is required in accordance with doctrine and regulations [Academic]

1.1.2.4.15.1.2 Name the considerations of most importance for selecting an offset aim point in accordance with current doctrine and regulations [Academic]

1.1.2.4.16 Calculate offset data for offset aim point [Hands-on]

1.1.2.4.16.1 Given target area charts, a divider, and a plotter, calculate the offset data for an offset aim point within +/- the smallest unit on the target area chart [Academic]

1.1.2.4.16.1.1 Describe the procedure for calculating offset for offset data aim point without omission [Academic]

1.1.2.4.17 Select enroute navigation modes [Hands-on]

1.1.2.4.17.1 Given a mission assignment and relevant mission information, select enroute navigation modes [Academic]

1.1.2.4.18 Prepare radar predictions [Hands-on]

1.1.2.4.18.1 Given a route map prepare radar predictions, in accordance with IP judgement [Academic]

1.1.2.4.18.1.1 Given a photograph of an object or terrain feature, describe the radar display accurately [Academic]

1.1.2.4.18.2 Describe the effect of errors present in radar ground mapping operations and state considerations in overcoming those effects [Academic]

1.1.2.4.19 Prepare enroute map [Hands-on]

1.1.2.4.19.1 Given a mission assignment and relevant mission information, prepare enroute map in accordance with IP judgement. [Academic]

1.1.2.4.19.1.1 Describe the procedure for preparing enroute map and name the considerations of most importance with no omissions [Academic]

1.1.2.4.20 Determine divert route, fuel, time, and distance (E) [Hands-on]

1.1.2.4.20.1 Given a mission assignment and relevant mission information, determine divert route, fuel, time, and distance. [Academic]

1.1.2.4.20.1.1 Name the considerations of most importance for determining divert route, fuel, time, and distance with no omissions [Academic]

1.1.2.4.21 Given a mission assignment and relevant mission information, plan the enroute phase of the mission consistent with the overall mission plan in accordance with IP judgement. [Academic]

1.1.2.4.22 Describe the procedure for enroute planning and name the considerations of most importance with no omissions. [Academic]

1.1.2.4.23 Name the aids to navigation and identify the situations where each may or should be employed with no omissions. [Academic]

1.1.2.5 Accomplish air-to-air refueling planning [Hands-on]

1.1.2.5.1 Given a mission assignment and relevant mission information, accomplish air-to-air refueling planning [Academic]

1.1.2.5.1.1 Describe the procedure for accomplishing air-to-air refueling planning without omission [Academic]

1.1.2.6 Prepare combat data [Hands-on]

1.1.2.6.1 Prepare air-to-surface combat data [Hands-on]

1.1.2.6.1.1 Plan the delivery profile [Hands-on]

1.1.2.6.1.1.1 Determine primary and alternate delivery modes [Hands-on]

1.1.2.6.1.1.1.1 Given a mission assignment and relevant mission data determine primary and alternate delivery modes in accordance with IP judgement. [Academic]

1.1.2.6.1.1.1.1.1 Given the varieties of delivery modes, describe the situations where each may or should be employed in accordance with IP judgement. (Weapons Systems) [Academic]

1.1.2.6.1.1.2 Evaluate target characteristics [Hands-on]

1.1.2.6.1.1.2.1 Given a mission assignment and relevant mission data evaluate target characteristics in accordance with current doctrine and regulations. [Academic]

1.1.2.6.1.1.2.1.1 Name the considerations of most importance for evaluating target characteristics with no omissions [Academic]

1.1.2.6.1.1.2.1.2 State the major sources of target information (JNEMS, etc.) with no omissions, and briefly describe the nature of the information without error [Academic]

1.1.2.6.1.1.3 Evaluate threat data in target area [Hands-on]

1.1.2.6.1.1.3.1 Given a mission assignment and relevant mission data, evaluate threat data in target area in accordance with current doctrine and regulations. [Academic]

1.1.2.6.1.1.3.1.1 Name the considerations most important for target area threat evaluations with no omissions. [Academic]

1.1.2.6.1.1.4 Match ordnance characteristics with specific mission requirements [Hands-on]

1.1.2.6.1.1.4.1 Given a mission assignment and relevant mission data, match ordnance characteristics with specific mission requirements in accordance with current doctrine and regulations. [Academic]

1.1.2.6.1.1.4.1.1 Given ordnance types, describe the situations where each may or should be employed. [Academic]

1.1.2.6.1.1.4.1.2 State the major sources of ordnance effects data given targets (JNEMS, etc.) with no omissions and briefly describe the nature of the information without error. [Academic]

1.1.2.6.1.1.5 Select ordnance [Hands-on]

1.1.2.6.1.1.5.1 Given a mission assignment and relevant mission data, select ordnance in accordance with current doctrine and regulations. [Academic]

1.1.2.6.1.1.5.1.1 Name the considerations of most importance for selecting ordnance without omission. [Academic]

1.1.2.6.1.1.6 Determine ordnance data [Hands-on]

1.1.2.6.1.1.6.1 Compute minimum safe separation parameters [Hands-on]

1.1.2.6.1.1.6.1.1 Given a mission assignment and relevant mission data, compute minimum safe separation parameters without error. [Academic]

1.1.2.6.1.1.6.2 Compute frag patterns [Hands-on]

1.1.2.6.1.1.6.2.1 Given a mission assignment and relevant mission data, compute frag patterns within +/- 250 feet. [Academic]

1.1.2.6.1.1.6.3 Determine fuse function times required [Hands-on]

1.1.2.6.1.1.6.3.1 Given weapon, release altitude, dive angle and true air speed, determine fuse function times required without error. [Academic]

1.1.2.6.1.1.6.4 Determine fuse arming times required [Hands-on]

1.1.2.6.1.1.6.4.1 Given a mission assignment and relevant mission data, determine fuse arming times required without error. [Academic]

1.1.2.6.1.1.7 Select roll-in altitude profile [Hands-on]

1.1.2.6.1.1.7.1 Given a mission assignment and relevant mission data, select roll-in altitude profile in accordance with current tactical doctrine. [Academic]

1.1.2.6.1.1.7.1.1 Name the considerations of most importance for selecting roll-in profile with no omissions. [Academic]

1.1.2.6.1.1.8 Select target attack heading [Hands-on]

1.1.2.6.1.1.8.1 Given a mission assignment and relevant mission data, select target attack heading in accordance with current tactical doctrine [Academic]

1.1.2.6.1.1.8.1.1 Name the considerations of most importance for selecting target attack heading with no omissions. [Academic]

1.1.2.6.1.1.9 Select dive angle [Hands-on]

1.1.2.6.1.1.9.1 Given a mission assignment and relevant mission data, select dive angle in accordance with current tactical doctrine and regulations. [Academic]

1.1.2.6.1.1.9.1.1 Name the considerations most important for selecting dive angle with no omissions [Academic]

1.1.2.6.1.1.10 Select release pressure altitude and convert to indicated altitude. [Hands-on]

1.1.2.6.1.1.10.1 Given a mission assignment and relevant mission data, select release pressure altitude IAW current tactical doctrine and regulations. [Academic]

1.1.2.6.1.1.10.1.1 Name the considerations of most importance for selecting release pressure altitude with no omissions. [Academic]

1.1.2.6.1.1.10.2 Given a pressure altitude, convert it to indicated altitude without error (E) [Academic]

1.1.2.6.1.1.11 Compute altitude loss during recovery [Hands-on]

1.1.2.6.1.1.11.1 Given a planned delivery profile, compute altitude loss during recovery within +/- 50 feet. [Academic]

1.1.2.6.1.1.12 Determine release true airspeed and convert to indicated airspeed [Hands-on]

1.1.2.6.1.1.12.1 Given a planned delivery profile, determine release true airspeed within +/- 10 knots. [Academic]

1.1.2.6.1.1.12.2 Given appropriate Dash 34 charts and requisite data, convert the release true airspeed to indicated airspeed within +/- KIAS (E). [Academic]

1.1.2.6.1.1.13 Select number of passes [Hands-on]

1.1.2.6.1.1.13.1 Given a mission assignment and relevant mission data, select the number of passes IAW current tactical doctrine [Academic]

1.1.2.6.1.1.13.1.1 Name the considerations of most importance for selecting the number of passes with no omissions [Academic]

1.1.2.6.1.1.14 Determine manual delivery data [Hands-on]

1.1.2.6.1.1.14.1 Determine MIL setting and wind correction [Hands-on]

1.1.2.6.1.1.14.1.1 Given a planned delivery profile, determine MIL setting and wind correction within +/- 5 MILs. [Academic]

1.1.2.6.1.1.14.2 Determine release range [Hands-on]

1.1.2.6.1.1.14.2.1 Given a planned delivery profile, determine release range within +/- 50 feet [Academic]

1.1.2.6.1.1.14.3 Determine aim off distance [Hands-on]

1.1.2.6.1.1.14.3.1 Given a planned delivery profile, determine aim off distance within +/- 100 feet [Academic]

1.1.2.6.1.1.14.4 Compute impact interval in milliseconds for given stick length [Hands-on]

1.1.2.6.1.1.14.4.1 Given a planned delivery profile, compute impact interval in milliseconds for given stick length within +/- 10 milliseconds. [Academic]

1.1.2.6.1.1.14.5 Calculate crosswind correction [Hands-on]

1.1.2.6.1.1.14.5.1 Given a planned delivery profile, windspeed, and wind direction, calculate crosswind correction within +/- 1 foot/knot. [Academic]

- 1.1.2.6.1.1.14.6 Calculate initial pipper placement (IPP) [Hands-on]
 - 1.1.2.6.1.1.14.6.1 Given a planned delivery profile, calculate initial pipper placement (IPP) within +/- 5 MILS. [Academic]
- 1.1.2.6.1.1.14.7 Calculate RAP [Hands-on]
 - 1.1.2.6.1.1.14.7.1 Given a planned delivery profile, calculate RAP within +/- 10 feet. [Academic]
- 1.1.2.6.1.1.14.8 Describe the function of each type of data to be derived during manual delivery planning without error [Academic]
- 1.1.2.6.1.1.15 Given a mission assignment and relevant mission data, plan the delivery profile in accordance with current doctrine and regulations. [Academic]
 - 1.1.2.6.1.1.15.1 Given a mission assignment and relevant mission data, plan the delivery profile in accordance with current doctrine and regulations. [Academic]
- 1.1.2.6.1.2 Plan egress profile (altitude, airspeed, and heading) from the immediate target area [Hands-on]
 - 1.1.2.6.1.2.1 Given a mission assignment and relevant mission data, plan an appropriate egress profile (altitude, airspeed, and heading) from the immediate target area in accordance with IP judgement [Academic]
 - 1.1.2.6.1.2.2 Name the considerations most important for planning an egress profile from the immediate target area with no omissions. [Academic]
- 1.1.2.6.1.3 Accomplish premission planning for specific A-S missions [Hands-on]
 - 1.1.2.6.1.3.1 Plan for SCAR missions as strike aircraft (C) [Hands-on]
 - 1.1.2.6.1.3.1.1 Given a mission assignment and relevant mission data, plan for a SCAR mission as strike aircraft in accordance with current tactical doctrine [Academic]
 - 1.1.2.6.1.3.1.1.1 State the tactical considerations for planning a SCAR mission with no omissions [Academic]
 - 1.1.2.6.1.3.2 Plan for close air support missions (C) [Hands-on]
 - 1.1.2.6.1.3.2.1 Given a mission assignment and relevant mission data, plan for a close air support mission in accordance with current tactical doctrine [Academic]
 - 1.1.2.6.1.3.2.1.1 State the tactical considerations for planning a close air support mission with no omissions [Academic]
 - 1.1.2.6.1.3.3 Plan for hunter-killer missions (C) [Hands-on]
 - 1.1.2.6.1.3.3.1 Given a mission assignment and relevant mission data, plan for a hunter-killer mission IAW current tactical doctrine [Academic]
 - 1.1.2.6.1.3.3.1.1 State the tactical considerations for planning a hunter-killer mission with no omissions. [Academic]
 - 1.1.2.6.1.3.4 Plan for air-to-surface escort missions (C) [Hands-on]

1.1.2.6.1.3.4.1 Given a mission assignment and relevant mission data, plan for an air-to-surface escort mission IAW current tactical doctrine. [Academic]

1.1.2.6.1.3.4.1.1 State the tactical considerations for planning air-to-surface escort mission with no omissions. [Academic]

1.1.2.6.1.3.5 Plan for day interdiction missions [Hands-on]

1.1.2.6.1.3.5.1 Given a mission assignment and relevant mission data, plan for a day interdiction mission IAW current tactical doctrine. [Academic]

1.1.2.6.1.3.5.1.1 State the tactical considerations for planning a day interdiction mission with no omissions. [Academic]

1.1.2.6.1.3.6 Plan for armed recce missions [Hands-on]

1.1.2.6.1.3.6.1 Given a mission assignment and relevant mission data, plan for an armed recce mission IAW current tactical doctrine [Academic]

1.1.2.6.1.3.6.1.1 State the tactical considerations for planning armed recce mission with no omissions. [Academic]

1.1.2.6.1.3.7 Plan for night air-to-surface missions [Hands-on]

1.1.2.6.1.3.7.1 Given a mission assignment and relevant mission data, plan for a night air-to-surface mission IAW current tactical doctrine. [Academic]

1.1.2.6.1.3.7.1.1 State the tactical considerations for planning a night air-to-surface mission with no omissions. [Academic]

1.1.2.6.1.3.8 Plan for conventional or tactical range mission (T) [Hands-on]

1.1.2.6.1.3.8.1 Given a mission assignment and relevant mission data, plan for a conventional or tactical range mission IAW current tactical doctrine and training restrictions [Academic]

1.1.2.6.1.3.8.1.1 State the tactical considerations for planning a conventional or tactical range mission with no omissions. [Academic]

1.1.2.6.1.3.8.2 Given a mission assignment and relevant mission data, plan for a conventional range mission IAW current training restrictions. [Academic]

1.1.2.6.1.3.9 Plan for nuclear strike mission. [Hands-on]

1.1.2.6.1.3.10 Given the varieties of A-S missions, describe the situations where each may be or should be employed in accordance with current tactical doctrine with no omissions. [Academic]

1.1.2.6.2 Plan for air-to-air combat missions. [Hands-on]

1.1.2.6.2.1 Plan for intercept missions [Hands-on]

1.1.2.6.2.1.1 Given a mission assignment and relevant mission data, plan for an intercept mission IAW current doctrine and regulations. [Academic]

1.1.2.6.2.1.1.1 State the primary principles in planning an intercept mission IAW the Phase Manual with no omissions [Academic]

1.1.2.6.2.2 Plan for air-to-air escort missions (C) [Hands-on]

1.1.2.6.2.2.1 Given a mission assignment and relevant mission data plan for an air-to-air escort mission. [Academic]

1.1.2.6.2.2.1.1 State the primary principles in planning an air-to-air escort mission with no omissions. [Academic]

1.1.2.6.2.3 Plan for CAP missions (C) [Hands-on]

1.1.2.6.2.3.1 Given a mission assignment and relevant mission data, plan for a CAP mission. [Academic]

1.1.2.6.2.3.1.1 State the primary principles in planning a CAP mission with no omissions. [Academic]

1.1.2.6.2.4 Plan for DART (T) [Hands-on]

1.1.2.6.2.4.1 Given a mission assignment and relevant mission data plan for a DART mission IAW current doctrine and regulations. [Academic]

1.1.2.6.2.4.1.1 State the primary principles in planning a DART (T) mission with no omissions. [Academic]

1.1.2.6.2.4.1.2 Correctly state the rules-of-engagement for the DART mission IAW current regulations and directives without error or omission. [Academic]

1.1.2.6.2.5 Plan for ACBT (T) [Hands-on]

1.1.2.6.2.5.1 Given a mission assignment and relevant mission data, plan for an ACBT mission IAW current doctrine and regulations. [Academic]

1.1.2.6.2.5.1.1 State the primary principles in planning an ACBT (T) mission with no omissions. [Academic]

1.1.2.6.2.5.1.2 Correctly state the rules-of-engagement for ACBT missions IAW current regulations and directives without errors or omissions [Academic]

1.1.2.6.2.6 Name the varieties of air-to-air missions without omission, and identify the situation where each may or should be employed without error. [Academic]

1.1.2.6.2.7 Correctly state the rules-of-engagement IAW current regulations and directives. [Academic]

1.1.2.6.3 Determine nuclear strike data [Hands-on]

1.1.2.6.3.1 State the unique considerations in planning a nuclear mission to include reattack and alternate targets. [Academic]

1.1.2.6.3.2 Calculate all required parameters and settings for nuclear deliveries [Academic]

1.1.2.7 Plan recovery [Hands-on]

1.1.2.7.1 Plan descent [Hands-on]

1.1.2.7.1.1 Determine enroute radar or STAR descent point (E) [Hands-on]

- 1.1.2.7.1.1.1 Given a mission assignment and relevant mission information, determine enroute radar or STAR descent point (E) [Academic]
- 1.1.2.7.1.2 Determine visual descent point (E) [Hands-on]
- 1.1.2.7.1.3 Determine penetration descent point (E) [Hands-on]
 - 1.1.2.7.1.3.1 Given a mission assignment and relevant mission information, determine penetration point (E) without error [Academic]
- 1.1.2.7.1.4 Calculate minimum fuel/maximum range descent point [Hands-on]
 - 1.1.2.7.1.4.1 Given a mission assignment and relevant mission information, calculate the minimum fuel/maximum range descent point within +/- 10 percent. [Academic]
 - 1.1.2.7.1.4.1.1 Describe the procedure for calculating the minimum fuel/maximum range descent point with no omissions. [Academic]
- 1.1.2.7.2 Calculate the descent fuel requirement [Hands-on]
 - 1.1.2.7.2.1 Given a mission assignment and relevant mission information, calculate the descent fuel requirement within +/- 10 percent. [Academic]
 - 1.1.2.7.2.1.1 Describe the procedure for calculating descent fuel with no omissions. [Academic]
- 1.1.2.7.3 Plan approach [Hands-on]
 - 1.1.2.7.3.1 Compute minimum safe altitude (using FLIP) (E) [Hands-on]
 - 1.1.2.7.3.1.1 Given a mission assignment and relevant mission information, compute minimum safe altitude (using FLIP) (E) without error. [Academic]
 - 1.1.2.7.3.2 Select type of approach [Hands-on]
 - 1.1.2.7.3.3 Determine IFR minimums (E) [Hands-on]
 - 1.1.2.7.3.3.1 Given an approach plate, IFR supplement, and aircraft category code, determine IFR minimums (E) for each type approach without error. [Academic]
- 1.1.2.8 Compute landing data for primary and alternate airfields [Hands-on]
 - 1.1.2.8.1 Given a mission assignment and relevant mission information, compute landing data for primary and alternate airfields. [Academic]
 - 1.1.2.8.1.1 Describe the procedure for computing landing data with no omissions. [Academic]
- 1.1.3 Record data on mission data card [Hands-on]
 - 1.1.3.1 List the items of information required on the mission data card for each type of mission with no omissions. [Academic]
- 1.1.4 Attend mission briefing [Academic]
- 1.1.5 Perform mission briefing (flight lead) [Hands-on]

1.1.5.1 Given a mission assignment and relevant mission information, brief the mission (IP judgement).
[Academic]

1.1.5.1.1 Describe the procedure for planning a mission briefing and name the considerations of most importance, with no omissions. [Academic]

1.1 PERMISSION PLANNING CRITERION-REFERENCED OBJECTIVES

The following list of numbers corresponds to number designators for tasks that have not had CROs prepared. As time and manpower permit, future members of the F-16 OTD team may want to complete or update the CROs. This list along with the sample form used to prepare the CROs are provided to facilitate this latter effort. Tasks needing CROs will be identified at the beginning of each section..

1.1.2.1
1.1.2.2
1.1.2.3
1.1.2.4
1.1.2.4.12
1.1.2.4.18
1.1.2.6
1.1.2.6.1
1.1.2.6.1.1.14
1.1.2.6.1.1.14.6
1.1.2.6.1.3
1.1.2.6.1.3.3 to 1.1.2.6.1.3.5
1.1.2.6.3.7
1.1.2.6.3.8
1.1.2.6.3.9
1.1.2.6.3.9.1
1.1.2.6.2
1.1.2.6.3
1.1.2.6.2.4 to 1.1.2.7.2
1.1.2.7.3
1.1.7.3.1
1.1.7.3.3

TASK NO.: 1.1.1.1

BEHAVIOR: Collect intelligence data

CONDITION:

Agency: Intel

Information source for: Friendly and enemy disposition, strengths,
and capabilities affecting the mission; target description

Manuals and pubs: Daily intelligence summaries (DISUM)

Information source for: Applicable intelligence information

Activity: Collect mission data from agencies

External environment: N/A

Aids:

Product of previous task: None

Initiation cues: None

Systems presenting cues: N/A

STANDARD:

Authority: None

Performance precision: Collect completely, to the satisfaction of the
instructor

Computational accuracy: N/A

TASK NO.: 1.1.1.2

BEHAVIOR: Collect weather data

CONDITION:

Agency: Wx

Information source for: AF standard briefing, including required
base, enroute and target winds, cloud cover, visibility, D-value

Manuals and pubs: None

Information source for: N/A

Activity: Collect mission data from agencies

External environment: N/A

Aids:

Product of previous task: None

Initiation cues: None

Systems presenting cues: N/A

STANDARD:

Authority: AFR 60-1

Performance precision: N/A

Computational accuracy: N/A

TASK NO.: 1.1.1.3

BEHAVIOR: Collect operations data

CONDITION:

Agency: Ops

Information source for: Aircraft #, weapon status, takeoff time,
active runway, special mission restrictions, target

Manuals and pubs: Fragmentary order

Information source for: Operating instruction/restrictions,
target/TOT/support aircraft, agencies

Activity: Collect mission data from agencies

External environment: N/A

Aids: None

Product of previous task:

Initiation cues: Mission tasking order

Systems presenting cues: N/A

STANDARD:

Authority:

Performance precision:

Computational accuracy:

TASK NO.: 1.1.2.1

BEHAVIOR: Determine pretakeoff data

CONDITION:

Agency:

Information source for:

Manuals and pubs:

Information source for:

Activity:

External environment:

Aids:

Product of previous task:

Initiation cues:

Systems presenting cues:

STANDARD:

Authority:

Performance precision:

Computational accuracy:

TASK NO.: 1.1.2.2.1

BEHAVIOR: Compute gross weight

CONDITION:

Agency: Ops

Information source for: Aircraft configuration

Manuals and pubs: -1

Information source for: Appropriate weights

Activity: Determine takeoff data

External environment: N/A

Aids: None

Product of previous task: None

Initiation cues: None

Systems presenting cues: N/A

STANDARD:

Authority: None

Performance precision: N/A

Computational accuracy: +/- 300 LBS

TASK NO.: 1.1.2.2.2

BEHAVIOR: Compute drag index

CONDITION:

Agency: Ops

Information source for: Aircraft configuration

Manuals and pubs: -1

Information source for: Drag indexes

Activity: Determine takeoff data

External environment: N/A

Aids: None

Product of previous task: None

Initiation cues: None

Systems presenting cues: N/A

STANDARD:

Authority: None

Performance precision:

Computational accuracy: +/- 5 units

TASK NO.: 1.1.2.2.3

BEHAVIOR: Compute takeoff factor

CONDITION:

Agency: Wx

Information source for: Runway temp and pressure altitude

Manuals and pubs: -1

Information source for: Appropriate chart

Activity: Determine takeoff data

External environment: N/A

Aids: None

Product of previous task: None

Initiation cues: None

Systems presenting cues: N/A

STANDARD:

Authority: None

Performance precision: None

Computational accuracy: +/- .2

TASK NO.: 1.1.2.2.4

BEHAVIOR: Compute rotation speed and takeoff speed

CONDITION:

Agency: None

Information source for: N/A

Manuals and pubs: -1

Information source for: Takeoff Speed chart

Activity: Determine takeoff data

External environment: N/A

Aids: None

Product of previous task: Compute gross weight

Initiation cues: None

Systems presenting cues: N/A

STANDARD:

Authority: -1 Takeoff Speed chart

Performance precision:

Computational accuracy: +/- 5 knots

TASK NO.: 1.1.2.2.5

BEHAVIOR: Compute takeoff and landing crosswind components

CONDITION:

Agency: Wx

Information source for: Winds at takeoff time

Manuals and pubs: -1

Information source for: Takeoff and Landing Crosswing Limits chart,
and actual crosswind limit value

Activity: Determine takeoff data

External environment: N/A

Aids: None

Product of previous task: Collect operations data (active runway)

Initiation cues: None

Systems presenting cues: N/A

STANDARD:

Authority: None

Performance precision:

Computational accuracy: +/- 2 knots

TASK NO.: 1.1.2.2.6

BEHAVIOR: Compute takeoff roll (ground run distance)

CONDITION:

Agency: Ops

Information source for: Runway slope

Manuals and pubs: -1

Information source for: Chart

Activity: Determine takeoff data

External environment: N/A

Aids: None

Product of previous task: Compute gross weight; compute drag index;
compute takeoff and landing crosswind components; compute takeoff
factor

Initiation cues: None

Systems presenting cues: N/A

STANDARD:

Authority: Takeoff Ground Run Distance chart

Performance precision:

Computational accuracy: +/- 200 FT

TASK NO.: 1.1.2.2.7

BEHAVIOR: Compute acceleration check speed

CONDITION:

Agency: None

Information source for: N/A

Manuals and pubs: -1

Information source for: Acceleration Check Speed chart

Activity: Determine takeoff data

External environment: N/A

Aids: None

Product of previous task: Compute gross weight; compute drag index; compute takeoff factor; compute takeoff and landing crosswind components; collect Ops data (runway slope)

Initiation cues: None

Systems presenting cues: N/A

STANDARD:

Authority: -1 Acceleration Check Speed chart

Performance precision:

Computational accuracy: +/- 5 knots

TASK NO.: 1.1.2.2.8

BEHAVIOR: Compute maximum abort speed and maximum brake speed for MIL
or MAX power takeoffs

CONDITION:

Agency: Ops

Information source for: Runway length, runway slope

Manuals and pubs: -1

Information source for: Maximum Abort Speed (Military Thrust
Takeoff) and (Maximum A/B Thrust Takeoff) charts

Activity: Determine takeoff data

External environment: N/A

Aids: None

Product of previous task: Compute gross weight; compute takeoff
factor; compute takeoff and landing crosswind components; compute drag
index

Initiation cues: None

Systems presenting cues: N/A

STANDARD:

Authority: Maximum Abort Speed charts

Performance precision:

Computational accuracy: +/- 5 knots

TASK NO.: 1.1.2.2.9

BEHAVIOR: Compute effect of runway condition on maximum abort speed

CONDITION:

Agency: Wx

Information source for: RCR

Manuals and pubs: -1

Information source for: Chart

Activity: Determine takeoff data

External environment: N/A

Aids: None

Product of previous task: Compute maximum abort speed

Initiation cues: None

Systems presenting cues: N/A

STANDARD:

Authority: -1

Performance precision: TBD

Computational accuracy:

TASK NO.: 1.1.2.3.1

BEHAVIOR: Calculate taxi, takeoff, and climbout fuel, time, and distance for MIL/MAX power thrust

CONDITION:

Agency: Wx, Ops

Information source for: Takeoff temperature, taxi distance, runway elevation

Manuals and pubs: -1

Information source for: Climbout Fuel, Time, Distance charts

Activity: Departure data

External environment: N/A

Aids: None

Product of previous task: Compute gross weight; compute drag index

Initiation cues: None

Systems presenting cues: N/A

STANDARD:

Authority: -1 Climbout Fuel, Time, Distance charts

Performance precision:

Computational accuracy: +/- 50 LBS; +/- 1 MIN; +/-5 NM

TASK NO.: 1.1.2.3.2

BEHAVIOR: Calculate best cruise altitude and combat, cruise, and service ceiling altitudes

CONDITION:

Agency: None

Information source for: N/A

Manuals and pubs: -1

Information source for: Appropriate chart

Activity: Determine departure data

External environment: N/A

Aids: None

Product of previous task: Collect weather data

Initiation cues: None

Systems presenting cues: N/A

STANDARD:

Authority: -1

Performance precision: N/A

Computational accuracy: TBD

TASK NO.: 1.1.2.3.3

BEHAVIOR: Compute military thrust climb performance data

CONDITION:

Agency: None

Information source for: N/A

Manuals and pubs: -1

Information source for: Appropriate chart

Activity: Determine departure data

External environment: N/A

Aids: None

Product of previous task: Compute drag index

Initiation cues: None

Systems presenting cues: N/A

STANDARD:

Authority: -1

Performance precision: N/A

Computational accuracy: TBD

TASK NO.: 1.1.2.3.4

BEHAVIOR: Compute maximum A/B climb performance data

CONDITION:

Agency: None

Information source for: N/A

Manuals and pubs: -1

Information source for: Appropriate chart

Activity: Determine departure data

External environment: N/A

Aids: None

Product of previous task: Drag index

Initiation cues: None

Systems presenting cues: N/A

STANDARD:

Authority: -1

Performance precision: N/A

Computational accuracy: TBD

TASK NO.: 1.1.2.4.9

BEHAVIOR: Compute aircraft specific range

CONDITION:

Agency: None

Information source for: N/A

Manuals and pubs: -1

Information source for: Appropriate chart

Activity: Determine enroute data

External environment: N/A

Aids: None

Product of previous task: Compute gross weight

Initiation cues: None

Systems presenting cues: N/A

STANDARD:

Authority: -1

Performance precision: N/A

Computational accuracy: TBD

TASK NO.: 1.1.2.4.10

BEHAVIOR: Compute aircraft fuel flow

CONDITION:

Agency: None

Information source for: N/A

Manuals and pubs: -1

Information source for: Appropriate charts

Activity: Determine enroute data

External environment: N/A

Aids: None

Product of previous task:

Initiation cues: None

Systems presenting cues: N/A

STANDARD:

Authority: -1

Performance precision: N/A

Computational accuracy: TBD

TASK NO.: 1.1.2.4.11

BEHAVIOR: Compute aircraft optimum cruise-climb performance data from
Optimum Cruise Summary chart

CONDITION:

Agency: None

Information source for: N/A

Manuals and pubs: -1

Information source for: Appropriate chart

Activity: Determine enroute data

External environment: N/A

Aids: None

Product of previous task: Compute gross weight; compute drag index

Initiation cues: None

Systems presenting cues: N/A

STANDARD:

Authority: -1

Performance precision: N/A

Computational accuracy: TBD

TASK NO.: 1.1.2.4.12

BEHAVIOR: Plan an ingress profile for the mission

CONDITION:

Agency:

Information source for:

Manuals and pubs:

Information source for:

Activity:

External environment:

Aids:

Product of previous task:

Initiation cues:

Systems presenting cues:

STANDARD:

Authority:

Performance precision:

Computational accuracy:

TASK NO.: 1.1.2.4.12.1

BEHAVIOR: Identify potential enemy threats enroute

CONDITION:

Agency: Intel

Information source for: Photos, descriptions, predictated locations

Manuals and pubs:

Information source for:

Activity: Determine ingress profile

External environment: N/A

Aids: None

Product of previous task: None

Initiation cues:

Systems presenting cues:

STANDARD:

Authority: None

Performance precision: 100%

Computational accuracy: N/A

TASK NO.: 1.1.2.4.12.2

BEHAVIOR: Determine best aircraft defense against each potential enemy threat

CONDITION:

Agency: None

Information source for: N/A

Manuals and pubs: -1, -34, 3-1, FWS texts

Information source for: Aircraft flight characteristics and weapon capability; tactics

Activity: Determine ingress profile

External environment: N/A

Aids: None

Product of previous task:

Initiation cues: None

Systems presenting cues: N/A

STANDARD:

Authority: None

Performance precision: 100%

Computational accuracy: N/A

TASK NO.: 1.1.2.4.12.3

BEHAVIOR: Plan passive and active defensive profiles

CONDITION:

Agency: Intel

Information source for: Description of enemy capabilities/posture

Manuals and pubs: 3-1, FWS texts, -34, -1

Information source for: Tactics against selected threats

Activity: Determine ingress profile

External environment: N/A

Aids: None

Product of previous task: Determine potential enemy threats enroute;
determine aircraft defensive capabilities against selected threats

Initiation cues: None

Systems presenting cues: N/A

STANDARD:

Authority: None

Performance precision:

Computational accuracy: N/A

TASK NO.: 1.1.2.4.13

BEHAVIOR: Plan altitude and airspeed profile as well as navigation route

CONDITION:

Agency: None

Information source for: N/A

Manuals and pubs: None

Information source for: N/A

Activity: Determine enroute data

External environment: N/A

Aids: Dividers, planning key, appropriate maps and charts

Product of previous task: Collect intelligence data (enemy order of battle, safe areas, target attack restrictions); collect weather data (winds, cloud cover, visibility); collect operations data (special operating instructions/restrictions, target location), compute taxi, takeoff and climbout, fuel, time and distance

Initiation cues: None

Systems presenting cues: N/A

STANDARD:

Authority: 60-2; AFR 60-16; AFM 3-1

Performance precision: N/A

Computational accuracy: N/A

TASK NO.: 1.1.2.4.14

BEHAVIOR: Select initial point

CONDITION:

Agency:

Information source for:

Manuals and pubs:

Information source for:

Activity: Determine enroute data

External environment: N/A

Aids:

Product of previous task:

Initiation cues:

Systems presenting cues:

STANDARD:

Authority:

Performance precision:

Computational accuracy:

TASK NO.: 1.1.2.4.15

BEHAVIOR: Select offset aim points

CONDITION:

Agency:

Information source for:

Manuals and pubs:

Information source for:

Activity: Determine enroute data

External environment: N/A

Aids:

Product of previous task:

Initiation cues:

Systems presenting cues:

STANDARD:

Authority:

Performance precision:

Computational accuracy:

TASK NO.: 1.1.2.4

BEHAVIOR: Determine enroute data

CONDITION:

Agency:

Information source for:

Manuals and pubs:

Information source for:

Activity:

External environment:

Aids:

Product of previous task:

Initiation cues:

Systems presenting cues:

STANDARD:

Authority:

Performance precision:

Computational accuracy:

TASK NO.: 1.1.2.4.1

BEHAVIOR: Compute optimum Mach/constant altitude cruise: Mach number, true airspeed, groundspeed, and time required to cruise a given distance

CONDITION:

Agency: Wx

Information source for: Winds and temperature enroute

Manuals and pubs: -1

Information source for: Constant Altitude Cruise - Mach, Speed, Time chart

Activity: Determine enroute data

External environment: N/A

Aids: None

Product of previous task: Compute gross weight; compute drag index; determine navigation route (total distance)/altitude profile

Initiation cues: None

Systems presenting cues: N/A

STANDARD:

Authority: -1 Constant Altitude Cruise - Mach, Speed, Time chart (Sheet 1)

Performance precision:

Computational accuracy: +/- 20 knots and +/- 5 MIN, .01 IMN

TASK NO.: 1.1.2.4.2

BEHAVIOR: Compute optimum Mach/constant altitude cruise: specific range, fuel flow, and fuel required to cruise a specified time

CONDITION:

Agency: Ops

Information source for: Desired cruise altitude, range

Manuals and pubs:

Information source for:

Activity: Determine enroute data

External environment:

Aids:

Product of previous task: Compute gross weight; compute drag index; determine optimum Mach/constant altitude airspeed and time

Initiation cues:

Systems presenting cues:

STANDARD:

Authority: -1 Constant Altitude Cruise - Mach, Speed and Time chart, Sheet 2 (classified)

Performance precision:

Computational accuracy:

TASK NO.: 1.1.2.4.3

BEHAVIOR: Compute altitude factor

CONDITION:

Agency: None

Information source for: N/A

Manuals and pubs: -1

Information source for: Appropriate chart

Activity: Determine enroute data

External environment: N/A

Aids: None

Product of previous task: Compute gross weight

Initiation cues: None

Systems presenting cues: N/A

STANDARD:

Authority: -1

Performance precision: None

Computational accuracy: +/- .2

TASK NO.: 1.1.2.4.4

BEHAVIOR: Convert altitude factor into altitude

CONDITION:

Agency: None

Information source for: N/A

Manuals and pubs: -1

Information source for: Appropriate chart

Activity: Determine enroute data

External environment: N/A

Aids: None

Product of previous task: Compute gross weight

Initiation cues: None

Systems presenting cues: N/A

STANDARD:

Authority: -1

Performance precision: N/A

Computational accuracy: +/- 1,000 FT

TASK NO.: 1.1.2.4.5

BEHAVIOR: Compute optimum Mach/optimum altitude cruise data from
Subsonic Cruise charts

CONDITION:

Agency: None
Information source for: N/A

Manuals and pubs: -1
Information source for: Appropriate chart

Activity: Determine enroute data

External environment: N/A

Aids: None

Product of previous task: None

Initiation cues: None
Systems presenting cues: N/A

STANDARD:

Authority: -1

Performance precision: N/A

Computational accuracy: TBD

TASK NO.: 1.1.2.4.6

BEHAVIOR: Compute optimum Mach/constant altitude cruise data from
Subsonic Cruise charts

CONDITION:

Agency: None

Information source for: N/A

Manuals and pubs: -1

Information source for: Appropriate chart

Activity: Determine enroute data

External environment: N/A

Aids: None

Product of previous task: None

Initiation cues: None

Systems presenting cues: N/A

STANDARD:

Authority: -1

Performance precision: TBD

Computational accuracy: TBD

TASK NO.: 1.1.2.4.7

BEHAVIOR: Compute constant Mach/constant altitude cruise data from
Subsonic Cruise charts

CONDITION:

Agency: None

Information source for: N/A

Manuals and pubs: -1

Information source for: Appropriate chart

Activity: Determine enroute data

External environment: N/A

Aids: None

Product of previous task: Compute drag index; compute altitude factor

Initiation cues: None

Systems presenting cues: N/A

STANDARD:

Authority: -1

Performance precision: N/A

Computational accuracy: TBD

TASK NO.: 1.1.2.4.8

BEHAVIOR: Compute constant Mach/optimum altitude cruise data from
Subsonic Cruise charts

CONDITION:

Agency: None

Information source for: N/A

Manuals and pubs: -1

Information source for: Appropriate chart

Activity: Determine enroute data

External environment: N/A

Aids: None

Product of previous task: Compute drag index

Initiation cues: None

Systems presenting cues: N/A

STANDARD:

Authority: -1

Performance precision: N/A

Computational accuracy: TBD

TASK NO.: 1.1.2.4.16

BEHAVIOR: Calculate offset data for offset aim point

CONDITION:

Agency:

Information source for:

Manuals and pubs:

Information source for:

Activity:

External environment:

Aids:

Product of previous task:

Initiation cues:

Systems presenting cues:

STANDARD:

Authority:

Performance precision:

Computational accuracy:

TASK NO.: 1.1.2.4.17

BEHAVIOR: Select enroute navigation modes

CONDITION:

Agency: None

Information source for: N/A

Manuals and pubs: FWS texts, F-16 Phase Manual, 3-1

Information source for: Optimum profile

Activity: Determine enroute data

External environment: N/A

Aids: Appropriate maps

Product of previous task: Determine navigation route (available navigation aids)

Initiation cues: None

Systems presenting cues: N/A

STANDARD:

Authority: TBD

Performance precision: N/A

Computational accuracy: TBD

TASK NO.: 1.1.2.4.18

BEHAVIOR: Prepare radar predictions

CONDITION:

Agency:

Information source for:

Manuals and pubs:

Information source for:

Activity: Determine enroute data

External environment: N/A

Aids:

Product of previous task:

Initiation cues:

Systems presenting cues:

STANDARD:

Authority:

Performance precision:

Computational accuracy:

TASK NO.: 1.1.2.4.19

BEHAVIOR: Prepare enroute map

CONDITION:

Agency: None

Information source for: N/A

Manuals and pubs: AFR 55-25, Vol. I

Information source for: Approved route map annotations

Activity: Determine enroute data

External environment: N/A

Aids: Plotters, straight edge, distance measuring device, appropriate maps

Product of previous task: Determine navigation route; calculate offset aim points; select navigation modes to be used; prepare radar predictions

Initiation cues:

Systems presenting cues:

STANDARD:

Authority: AFR 55-25, Vol. I

Performance precision: N/A

Computational accuracy: N/A

TASK NO.: 1.1.2.4.20

BEHAVIOR: Determine divert route, fuel, time, and distance (E)

CONDITION:

Agency: Ops, Wx

Information source for: Alternate airfields/status/wx; planned fuel at home base

Manuals and pubs: -1

Information source for: Appropriate chart

Activity: Determine enroute data

External environment: N/A

Aids: None

Product of previous task: Compute drag index (drag indices of retained stores)

Initiation cues: None

Systems presenting cues: N/A

STANDARD:

Authority: -1

Performance precision: N/A

Computational accuracy: 100%

TASK NO.: 1.1.2.5

BEHAVIOR: Accomplish air-to-air refueling planning

CONDITION:

Agency: None

Information source for: N/A

Manuals and pubs: Air refueling manual

Information source for: Refueling planning

Activity: Determine mission data

External environment: N/A

Aids: None

Product of previous task: Collect operations data (air refueling data)

Initiation cues: None

Systems presenting cues: N/A

STANDARD:

Authority: Refueling Manual 1C-1-30

Performance precision: IAW manual

Computational accuracy: N/A

TASK NO.: 1.1.2.6.1.1

BEHAVIOR: Plan the delivery profile

CONDITION:

Agency: None
Information source for: N/A

Manuals and pubs: FWS texts, 3-1
Information source for: Suggested profiles

Activity: Determine air-to-surface combat data

External environment: N/A

Aids: None

Product of previous task: Evaluate target characteristics; collect operations data (Ops restrictions); collect weather data; evaluate threat data in target area; select dive angle; select target attack heading; match ordnance characteristics with specific mission requirements

Initiation cues: None
Systems presenting cues: N/A

STANDARD:

Authority: TBD

Performance precision: TBD

Computational accuracy: TBD

TASK NO.: 1.1.2.6.1.1.1

BEHAVIOR: Determine primary and alternate delivery modes

CONDITION:

Agency: None

Information source for: N/A

Manuals and pubs: 3-1, JMEM, -34

Information source for: Tactical considerations, weapons effects,
delivery profile restrictions

Activity: Determine delivery profile

External environment: N/A

Aids: None

Product of previous task: Collect intelligence data (enemy
disposition in target area); collect weather data (target weather);
collect operations data (target restrictions); determine ordnance
characteristics; evaluate target characteristics; determine
navigation route (run-in profile)

Initiation cues: None

Systems presenting cues: N/A

STANDARD:

Authority: TBD

Performance precision: TBD

Computational accuracy: N/A

TASK NO.: 1.1.2.6.1.1.2

BEHAVIOR: Evaluate target characteristics

CONDITION:

Agency: Intel
Information source for: NONE

Manuals and pubs:
Information source for:

Activity:

External environment:

Aids:

Product of previous task:

Initiation cues:
Systems presenting cues: N/A

STANDARD:

Authority: None

Performance precision: N/A

Computational accuracy: N/A

TASK NO.: 1.1.2.6.1.1.3

BEHAVIOR: Evaluate threat data in target area

CONDITION:

Agency: Intel

Information source for: Probable threat and its characteristics

Manuals and pubs:

Information source for:

Activity: Determine delivery profile

External environment: N/A

Aids: None

Product of previous task: Collect intelligence data (enemy strengths, dispositions, capabilities)

Initiation cues: None

Systems presenting cues: N/A

STANDARD:

Authority: None

Performance precision: N/A

Computational accuracy: N/A

TASK NO.: 1.1.2.6.1.1.4

BEHAVIOR: Match ordnance characteristics with specific mission requirements

CONDITION:

Agency:

Information source for:

Manuals and pubs: -34, 3-1, JMEM

Information source for: Ordnance characteristics

Activity: Determine delivery profile

External environment: N/A

Aids: None

Product of previous task: Collect operations data (weapon load, mission requirements)

Initiation cues: None

Systems presenting cues: N/A

STANDARD:

Authority: None

Performance precision:

Computational accuracy: N/A

TASK NO.: 1.1.2.6.1.1.5

BEHAVIOR: Select ordnance

CONDITION:

Agency: Ops

Information source for: Available ordnance

Manuals and pubs: 3-1, JMEM

Information source for: Tactical considerations, weapons effects

Activity: Determine delivery profile

External environment: None

Aids: None

Product of previous task: Evaluate target characteristics; evaluate threat data in target area; match ordnance characteristics with specific mission requirements

Initiation cues: None

Systems presenting cues: N/A

STANDARD:

Authority: None

Performance precision:

Computational accuracy: None

TASK NO.: 1.1.2.6.1.1.6.1

BEHAVIOR: Compute minimum safe separation parameters

CONDITION:

Agency: None

Information source for: N/A

Manuals and pubs: -34

Information source for: Appropriate chart

Activity: Determine ordnance data

External environment: N/A

Aids: None

Product of previous task: Select ordnance (ordnance); collect operations data (Ops restrictions)

Initiation cues: None

Systems presenting cues: N/A

STANDARD:

Authority: -34

Performance precision: N/A

Computational accuracy: 100%

TASK NO.: 1.1.2.6.1.1.6.2

BEHAVIOR: Compute frag patterns

CONDITION:

Agency:

Information source for:

Manuals and pubs: -34

Information source for: Frag pattern chart

Activity: Determine ordnance data

External environment: N/A

Aids: None

Product of previous task: None

Initiation cues: None

Systems presenting cues: N/A

STANDARD:

Authority: -34

Performance precision: N/A

Computational accuracy: +/- 250 FT

TASK NO.: 1.1.2.6.1.1.6.3

BEHAVIOR: Determine fuse function times required

CONDITION:

Agency:

Information source for:

Manuals and pubs: -34, JMEM

Information source for: Appropriate charts, fusing recommendations
for sample targets

Activity: Determine ordnance data

External environment: N/A

Aids: None

Product of previous task: Determine ordnance characteristics;
evaluate target characteristics

Initiation cues: None

Systems presenting cues: N/A

STANDARD:

Authority: JMEM

Performance precision:

Computational accuracy:

TASK NO.: 1.1.2.6.1.1.6.4

BEHAVIOR: Determine fuse arming times required

CONDITION:

Agency:

Information source for:

Manuals and pubs: -34

Information source for: Fuse arming selections and escape distances

Activity: Determine ordnance data

External environment: N/A

Aids: None

Product of previous task: Determine delivery profile (post release escape profile)

Initiation cues: None

Systems presenting cues: N/A

STANDARD:

Authority: -34

Performance precision:

Computational accuracy: +/- .5 SEC

TASK NO.: 1.1.2.6.1.1.7

BEHAVIOR: Select roll-in altitude profile

CONDITION:

Agency: None

Information source for: N/A

Manuals and pubs: FWS texts

Information source for: Tactics, weapons delivery techniques

Activity: Determine delivery profile

External environment: N/A

Aids: None

Product of previous task: Select release pressure altitude and convert to indicated; determine run-in altitude; evaluate threat data in target area

Initiation cues: None

Systems presenting cues: N/A

STANDARD:

Authority: FWS text

Performance precision: TBD

Computational accuracy: TBD

TASK NO.: 1.1.2.6.1.1.8

BEHAVIOR: Select target attack heading

CONDITION:

Agency: None

Information source for: N/A

Manuals and pubs: FWS texts

Information source for: Target attack tactics

Activity: Determine delivery profile

External environment: N/A

Aids: None

Product of previous task: Collect operations data (target restrictions in frag order); collect weather data (cloud, visibility, sun position, moon illumination, etc); evaluate target characteristics; evaluate threat data in target area

Initiation cues: None

Systems presenting cues: N/A

STANDARD:

Authority: FWS

Performance precision: TBD

Computational accuracy: TBD

TASK NO.: 1.1.2.6.1.1.9

BEHAVIOR: Select dive angle

CONDITION:

Agency: None

Information source for: N/A

Manuals and pubs: FWS text, -34

Information source for: Suggested dive angles, minimum/maximum dive angles

Activity: Determine delivery profile

External environment: N/A

Aids: None

Product of previous task: Select ordnance; match ordnance characteristics with specific mission requirements; evaluate threat data in target area; collect weather data

Initiation cues: None

Systems presenting cues: N/A

STANDARD:

Authority: FWS text, -34

Performance precision: TBD

Computational accuracy: TBD

TASK NO.: 1.1.2.6.1.1.10

BEHAVIOR: Select release pressure altitude and convert to indicated

CONDITION:

Agency: Wx

Information source for: Correction factor to obtain pressure altitude

Manuals and pubs: -34, 3-1, FWS texts

Information source for: Appropriate chart

Activity: Determine delivery profile

External environment: N/A

Aids: None

Product of previous task: Determine frag pattern; determine fusing times; collect intelligence data (target description - altitude)

Initiation cues: None

Systems presenting cues: N/A

STANDARD:

Authority: -34, 3-1, FWS texts

Performance precision: N/A

Computational accuracy: +/- 100 FT

TASK NO.: 1.1.2.6.1.1.11

BEHAVIOR: Compute altitude loss during recovery

CONDITION:

Agency: None

Information source for: N/A

Manuals and pubs: -34-1-2

Information source for: Dive Recovery chart

Activity: Determine delivery profile

External environment: N/A

Aids: None

Product of previous task: Determine delivery profile (altitude lost during bomb train release)

Initiation cues: None

Systems presenting cues: N/A

STANDARD:

Authority: -34

Performance precision: N/A

Computational accuracy: +/- 50 FT

TASK NO.: 1.1.2.6.1.1.12

BEHAVIOR: Determine release true airspeed and convert to indicated

CONDITION:

Agency: Wx

Information source for: Target area winds, temperature, pressure
altitude

Manuals and pubs: -34

Information source for: Appropriate chart

Activity: Determine delivery profile

External environment: N/A

Aids: None

Product of previous task: Select release altitude

Initiation cues: None

Systems presenting cues: N/A

STANDARD:

Authority: -34

Performance precision: None

Computational accuracy: +/- 10 knots

TASK NO.: 1.1.2.6.1.1.13

BEHAVIOR: Select number of passes

CONDITION:

Agency: None

Information source for: N/A

Manuals and pubs: FWS texts, 3-1

Information source for: Tactics

Activity: Determine delivery profile

External environment: N/A

Aids: None

Product of previous task: Determine fuel flow and consumption; select ordnance; evaluate threat data in target area; evaluate target characteristics

Initiation cues: None

Systems presenting cues: N/A

STANDARD:

Authority: FWS text

Performance precision: TBD

Computational accuracy: N/A

TASK NO.: 1.1.2.6.1.1.14

BEHAVIOR: Determine manual delivery data (E)

CONDITION:

Agency:

Information source for:

Manuals and pubs:

Information source for:

Activity:

External environment:

Aids:

Product of previous task:

Initiation cues:

Systems presenting cues:

STANDARD:

Authority:

Performance precision:

Computational accuracy:

TASK NO.: 1.1.2.6.1.1.14.1

BEHAVIOR: Determine MIL setting and wind correction (E)

CONDITION:

Agency: Wx

Information source for: Release pressure altitude

Manuals and pubs: -34-1-1, -34-1-2

Information source for: Mil setting chart

Activity: Determine manual delivery data

External environment: N/A

Aids: None

Product of previous task: Determine fuse function time (for air function munition); select release airspeed (TAS); select release altitude (AGL); select dive angle; calculate angle of attack mils

Initiation cues: None

Systems presenting cues: N/A

STANDARD:

Authority: -34-1-1, -34-1-2

Performance precision:

Computational accuracy: +/-5 mils

TASK NO.: 1.1.2.6.1.1.14.2

BEHAVIOR: Determine release range (E)

CONDITION:

Agency:

Information source for:

Manuals and pubs: -34

Information source for: Mil setting chart

Activity: Determine manual delivery data

External environment: N/A

Aids: None

Product of previous task: Select dive angle; select delivery altitude profile; select airspeed (release airspeed)

Initiation cues:

Systems presenting cues:

STANDARD:

Authority: -34

Performance precision: N/A

Computational accuracy: +/-50 FT

TASK NO.: 1.1.2.6.1.1.14.3

BEHAVIOR: Determine aim off distance (E)

CONDITION:

Agency: None

Information source for: N/A

Manuals and pubs: -34-1-2

Information source for: Aim Off Distance chart

Activity: Determine manual delivery data

External environment: N/A

Aids: None

Product of previous task: Calculate MIL setting, wind correction and release range

Initiation cues: None

Systems presenting cues: N/A

STANDARD:

Authority: -34-1-2

Performance precision: N/A

Computational accuracy: +/- 100 FT

TASK NO.: 1.1.2.6.1.1.14.4

BEHAVIOR: Compute impact interval in milliseconds for given stick length (E)

CONDITION:

Agency: None

Information source for: N/A

Manuals and pubs: -34-1-2

Information source for: Release Pulse Interval chart

Activity: Determine manual delivery data

External environment: N/A

Aids: None

Product of previous task: Select impact interval and stick length in feet; compute groundspeed from true airspeed (for any dive angle)

Initiation cues: None

Systems presenting cues: N/A

STANDARD:

Authority: -34

Performance precision: N/A

Computational accuracy: TBD

TASK NO.: 1.1.2.6.1.1.14.5

BEHAVIOR: Calculate crosswind correction (E)

CONDITION:

Agency: None

Information source for: N/A

Manuals and pubs: -34-1-2

Information source for: Appropriate charts

Activity: Determine manual delivery data

External environment: N/A

Aids: None

Product of previous task: Calculate MIL setting

Initiation cues: None

Systems presenting cues: N/A

STANDARD:

Authority: -34-1-2

Performance precision: N/A

Computational accuracy: +/- 5 FT

TASK NO.: 1.1.2.6.1.1.14.6

BEHAVIOR: Calculate initial pipper placement (IPP) (E)

CONDITION:

Agency: None

Information source for: N/A

Manuals and pubs: -34

Information source for: Appropriate chart

Activity: Determine manual delivery data

External environment: N/A

Aids: None

Product of previous task:

Initiation cues: None

Systems presenting cues: N/A

STANDARD:

Authority: -34

Performance precision:

Computational accuracy: +/- 5 MILS

TASK NO.: 1.1.2.6.1.1.14.7

BEHAVIOR: Calculate RAP (E)

CONDITION:

Agency: None

Information source for: N/A

Manuals and pubs: None

Information source for: N/A

Activity: Determine manual delivery data

External environment: N/A

Aids: None

Product of previous task: Calculate crosswind correction (in FT/KT);
collect weather data)

Initiation cues: None

Systems presenting cues: N/A

STANDARD:

Authority:

Performance precision: N/A

Computational accuracy: Within 20 FT

TASK NO.: 1.1.2.6.1.2

BEHAVIOR: Plan egress profile (altitude, airspeed, and heading) from the immediate target area

CONDITION:

Agency: None

Information source for: N/A

Manuals and pubs: FWS text

Information source for: Tactics

Activity: Determine air-to-surface combat data

External environment: N/A

Aids: None

Product of previous task: Calculate altitude loss during dive recovery; calculate release pressure altitude; evaluate threat data in target area; collect intelligence data (enemy threat affecting mission); determine navigation route (total fuel used)

Initiation cues: None

Systems presenting cues: N/A

STANDARD:

Authority: FWS

Performance precision: TBD

Computational accuracy: TBD

TASK NO.: 1.1.2.6.1.3

BEHAVIOR: Accomplish premission planning for specific A-S missions

CONDITION:

Agency:

Information source for:

Manuals and pubs:

Information source for:

Activity:

External environment:

Aids:

Product of previous task:

Initiation cues:

Systems presenting cues:

STANDARD:

Authority:

Performance precision:

Computational accuracy:

TASK NO.: 1.1.2.6.1.3.1

BEHAVIOR: Plan for SCAR missions as strike aircraft

CONDITION:

Agency: SCAR pilot (leader)

Information source for: Mission scenario, command and control procedures

Manuals and pubs: 3-1

Information source for: Tactics

Activity: Accomplish premission planning for specific A-S missions

External environment: N/A

Aids: None

Product of previous task: Collect operations data; collect intelligence data; collect weather data; evaluate threat data in target area; evaluate target characteristics (if target or target type is known)

Initiation cues: None

Systems presenting cues: N/A

STANDARD:

Authority: 3-1

Performance precision: TBD

Computational accuracy: N/A

TASK NO.: 1.1.2.6.1.3.2

BEHAVIOR: Plan for close air support missions

CONDITION:

Agency: Ops

Information source for: FAC info

Manuals and pubs: 3-1

Information source for: Tactics

Activity: Accomplish premission planning for specific A-S missions

External environment: N/A

Aids: None

Product of previous task: Collect intelligence data; collect operations data; collect weather data

Initiation cues: None

Systems presenting cues: N/A

STANDARD:

Authority: 3-1

Performance precision: TBD

Computational accuracy: N/A

TASK NO.: 1.1.2.6.1.3.3

BEHAVIOR: Plan for Hunter-Killer missions

CONDITION:

Agency:

Information source for:

Manuals and pubs:

Information source for:

Activity: Accomplish premission planning for specific A-S missions

External environment:

Aids:

Product of previous task:

Initiation cues:

Systems presenting cues:

STANDARD:

Authority:

Performance precision:

Computational accuracy:

TASK NO.: 1.1.2.6.1.3.4

BEHAVIOR: Plan for air-to-surface escort missions

CONDITION:

Agency:

Information source for:

Manuals and pubs:

Information source for:

Activity: Accomplish premission planning for specific A-S missions

External environment: N/A

Aids:

Product of previous task:

Initiation cues:

Systems presenting cues:

STANDARD:

Authority:

Performance precision:

Computational accuracy:

TASK NO.: 1.1.2.6.1.3.5

BEHAVIOR: Plan for day interdiction missions

CONDITION:

Agency:

Information source for:

Manuals and pubs:

Information source for:

Activity: Accomplish premission planning for specific A-S mission

External environment: N/A

Aids:

Product of previous task:

Initiation cues:

Systems presenting cues:

STANDARD:

Authority:

Performance precision:

Computational accuracy:

TASK NO.: 1.1.2.6.1.3.6

BEHAVIOR: Plan for armed recce missions

CONDITION:

Agency: None

Information source for: N/A

Manuals and pubs: 3-1

Information source for: Tactics

Activity: Accomplish premission planning for specific A-S missions

External environment: N/A

Aids: None

Product of previous task: Collect operations data; collect intelligence data; collect weather data

Initiation cues: None

Systems presenting cues: N/A

STANDARD:

Authority: 3-1

Performance precision: TBD

Computational accuracy: N/A

TASK NO.: 1.1.2.6.1.3.7

BEHAVIOR: Plan for night air-to-surface missions

CONDITION:

Agency:

Information source for:

Manuals and pubs:

Information source for:

Activity: Accomplish premission planning for specific A-S missions

External environment: N/A

Aids:

Product of previous task:

Initiation cues:

Systems presenting cues:

STANDARD:

Authority:

Performance precision:

Computational accuracy:

TASK NO.: 1.1.2.6.1.3.8

BEHAVIOR: Plan for conventional or tactical range mission (T)

CONDITION:

Agency:

Information source for:

Manuals and pubs:

Information source for:

Activity: Accomplish premission planning for specific air-to-surface missions

External environment: N/A

Aids:

Product of previous task:

Initiation cues:

Systems presenting cues:

STANDARD:

Authority:

Performance precision:

Computational accuracy:

TASK NO.: 1.1.2.6.2

BEHAVIOR: Plan for air-to-air combat missions

CONDITION:

Agency:

Information source for:

Manuals and pubs:

Information source for:

Activity:

External environment:

Aids:

Product of previous task:

Initiation cues:

Systems presenting cues:

STANDARD:

Authority:

Performance precision:

Computational accuracy:

TASK NO.: 1.1.2.6.2.1

BEHAVIOR: Plan for intercept missions

CONDITION:

Agency: GCI

Information source for: Specific mission tactics

Manuals and pubs: FWS texts, 3-1

Information source for: Intercept tactics

Activity: Determine air-to-air tactics

External environment: N/A

Aids: None

Product of previous task: Collect mission data from agencies (Ops restrictions, intercept instructions, friendly support, air refueling, expected threat, GCI agency frequencies, weather)

Initiation cues: None

Systems presenting cues: N/A

STANDARD:

Authority: FWS texts, 3-1

Performance precision: Instructor

Computational accuracy: N/A

TASK NO.: 1.1.2.6.2.2

BEHAVIOR: Plan for air-to-air escort missions

CONDITION:

Agency: None

Information source for: N/A

Manuals and pubs: FWS texts, 3-1

Information source for: CAP tactics

Activity: Determine air-to-air tactics

External environment: N/A

Aids: None

Product of previous task: Collect mission data from agencies (Ops restrictions, escort instructions, friendly support, air refueling support, expected threat, weather data)

Initiation cues: None

Systems presenting cues: N/A

STANDARD:

Authority: FWS texts, 3-1

Performance precision: Instructor judgment

Computational accuracy: N/A

TASK NO.: 1.1.2.6.2.3

BEHAVIOR: Plan for CAP missions

CONDITION:

Agency: None

Information source for: N/A

Manuals and pubs: FWS texts, 3-1

Information source for: CAP tactics

Activity: Determine air-to-air tactics

External environment: N/A

Aids: None

Product of previous task: Collect mission data from agencies (Ops restrictions, CAP instructions, friendly support, air refueling support, expected threat, weather data)

Initiation cues: None

Systems presenting cues: N/A

STANDARD:

Authority: FWS texts, 3-1

Performance precision: Instructor judgement

Computational accuracy: N/A

TASK NO.: 1.1.2.6.2.4

BEHAVIOR: Plan for DART (T)

CONDITION:

Agency:

Information source for:

Manuals and pubs:

Information source for:

Activity: Determine A-A tactics

External environment: N/A

Aids:

Product of previous task:

Initiation cues:

Systems presenting cues:

STANDARD:

Authority:

Performance precision:

Computational accuracy:

TASK NO.: 1.1.2.6.2.5

BEHAVIOR: Plan for ACBT (T)

CONDITION:

Agency:

Information source for:

Manuals and pubs:

Information source for:

Activity: Determine A-A tactics

External environment: N/A

Aids:

Product of previous task:

Initiation cues:

Systems presenting cues:

STANDARD:

Authority:

Performance precision:

Computational accuracy:

TASK NO.: 1.1.2.6.3

BEHAVIOR: Determine nuclear strike data

CONDITION:

Agency:

Information source for:

Manuals and pubs:

Information source for:

Activity:

External environment:

Aids:

Product of previous task:

Initiation cues:

Systems presenting cues:

STANDARD:

Authority:

Performance precision:

Computational accuracy:

TASK NO.: 1.1.2.7.1.1

BEHAVIOR: Determine enroute radar or STAR descent point (E)

CONDITION:

Agency:

Information source for:

Manuals and pubs:

Information source for:

Activity:

External environment:

Aids:

Product of previous task:

Initiation cues:

Systems presenting cues:

STANDARD:

Authority:

Performance precision:

Computational accuracy:

TASK NO.: 1.1.2.7.1.3

BEHAVIOR: Determine penetration descent point (E)

CONDITION:

Agency:

Information source for:

Manuals and pubs:

Information source for:

Activity:

External environment:

Aids:

Product of previous task:

Initiation cues:

Systems presenting cues:

STANDARD:

Authority:

Performance precision:

Computational accuracy:

TASK NO.: 1.1.2.7.1.4

BEHAVIOR: Calculate minimum fuel/maximum range descent point

CONDITION:

Agency:

Information source for:

Manuals and pubs:

Information source for:

Activity: Determine type of descent

External environment: N/A

Aids:

Product of previous task:

Initiation cues:

Systems presenting cues:

STANDARD:

Authority:

Performance precision:

Computational accuracy:

TASK NO.: 1.1.2.7.2

BEHAVIOR: Calculate the descent fuel requirement

CONDITION:

Agency:

Information source for:

Manuals and pubs:

Information source for:

Activity: Determine recovery data

External environment: N/A

Aids:

Product of previous task:

Initiation cues:

Systems presenting cues:

STANDARD:

Authority:

Performance precision:

Computational accuracy:

TASK NO.: 1.1.2.7.3

BEHAVIOR: Plan approach

CONDITION:

Agency:

Information source for:

Manuals and pubs:

Information source for:

Activity:

External environment:

Aids:

Product of previous task:

Initiation cues:

Systems presenting cues:

STANDARD:

Authority:

Performance precision:

Computational accuracy:

TASK NO.: 1.1.2.7.3.1

BEHAVIOR: Compute minimum safe altitude (using FLIP) (E)

CONDITION:

Agency:

Information source for:

Manuals and pubs:

Information source for:

Activity:

External environment:

Aids:

Product of previous task:

Initiation cues:

Systems presenting cues:

STANDARD:

Authority:

Performance precision:

Computational accuracy:

TASK NO.: 1.1.2.7.3.2

BEHAVIOR: Select type of approach

CONDITION:

Agency: Ops

Information source for: Ops restrictions

Manuals and pubs: 60-16

Information source for: Weather minimums for selected approach

Activity: Determine recovery data

External environment: N/A

Aids: None

Product of previous task: Collect weather data (terminal forecast)

Initiation cues: None

Systems presenting cues: N/A

STANDARD:

Authority: TBD

Performance precision: TBD

Computational accuracy: TBD

TASK NO.: 1.1.2.7.3.3

BEHAVIOR: Determine IFR minimums (E)

CONDITION:

Agency:

Information source for:

Manuals and pubs:

Information source for:

Activity:

External environment:

Aids:

Product of previous task:

Initiation cues:

Systems presenting cues:

STANDARD:

Authority:

Performance precision:

Computational accuracy:

TASK NO.: 1.1.2.8

BEHAVIOR: Compute landing data for primary and alternate airfields

CONDITION:

Agency: None

Information source for: N/A

Manuals and pubs: -1

Information source for: Landing Speed and Short Field Landing Speed charts

Activity: Determine mission data

External environment: N/A

Aids:

Product of previous task:

Initiation cues:

Systems presenting cues:

STANDARD:

Authority:

Performance precision:

Computational accuracy:

TASK NO.: 1.1.3

BEHAVIOR: Record data on mission data card

CONDITION:

Agency:

Information source for:

Manuals and pubs:

Information source for:

Activity:

External environment:

Aids:

Product of previous task:

Initiation cues:

Systems presenting cues:

STANDARD:

Authority:

Performance precision:

Computational accuracy:

TASK NO.: 1.1.5

BEHAVIOR: Perform mission briefing (flight lead)

CONDITION:

Agency:

Information source for:

Manuals and pubs: Briefing guides

Information source for:

Activity: Perform premission planning

External environment: N/A

Aids:

Product of previous task:

Initiation cues:

Systems presenting cues:

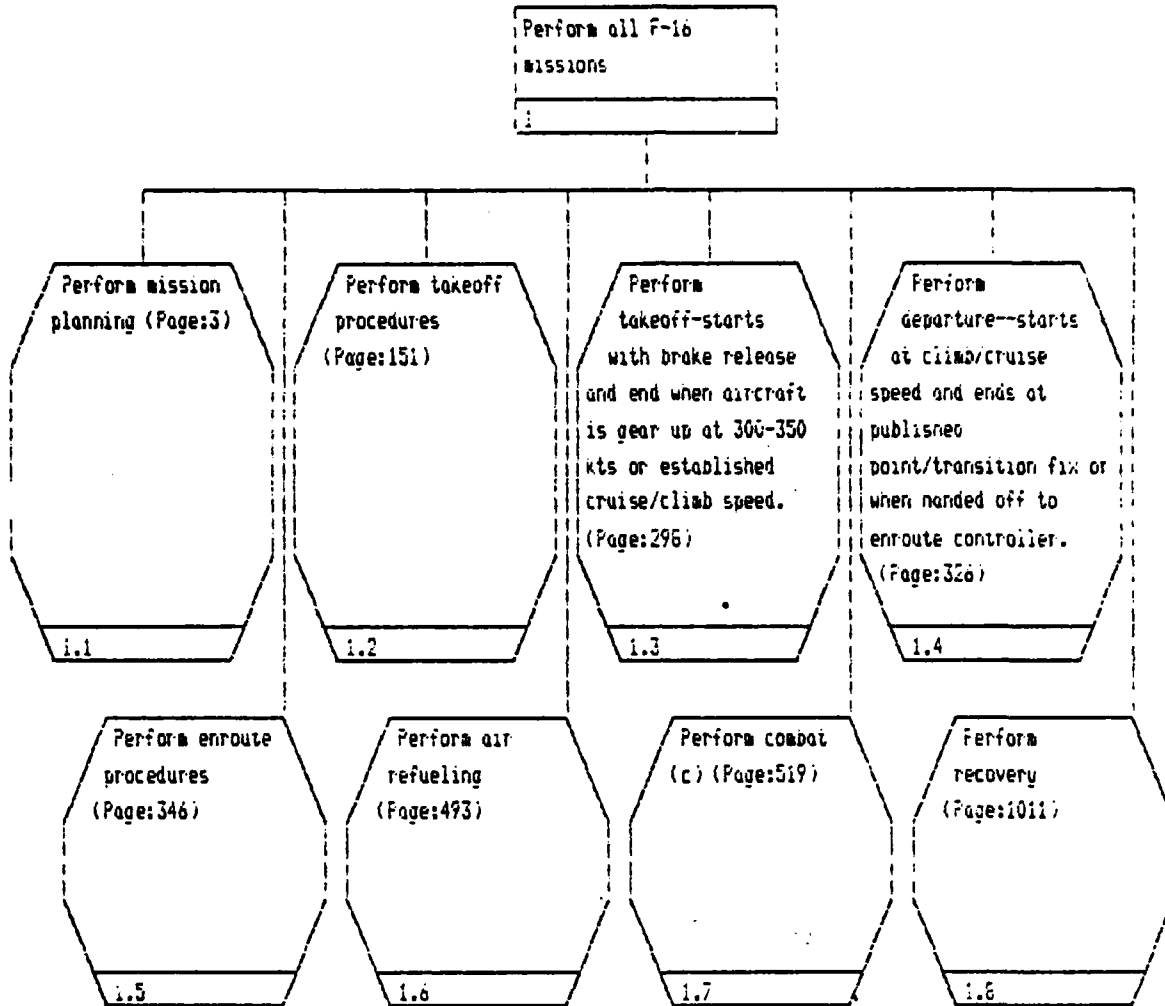
STANDARD:

Authority:

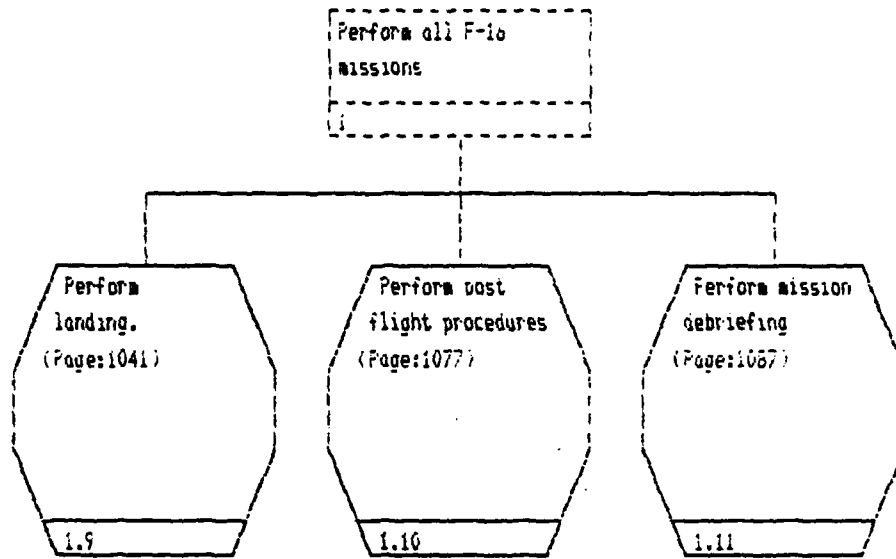
Performance precision:

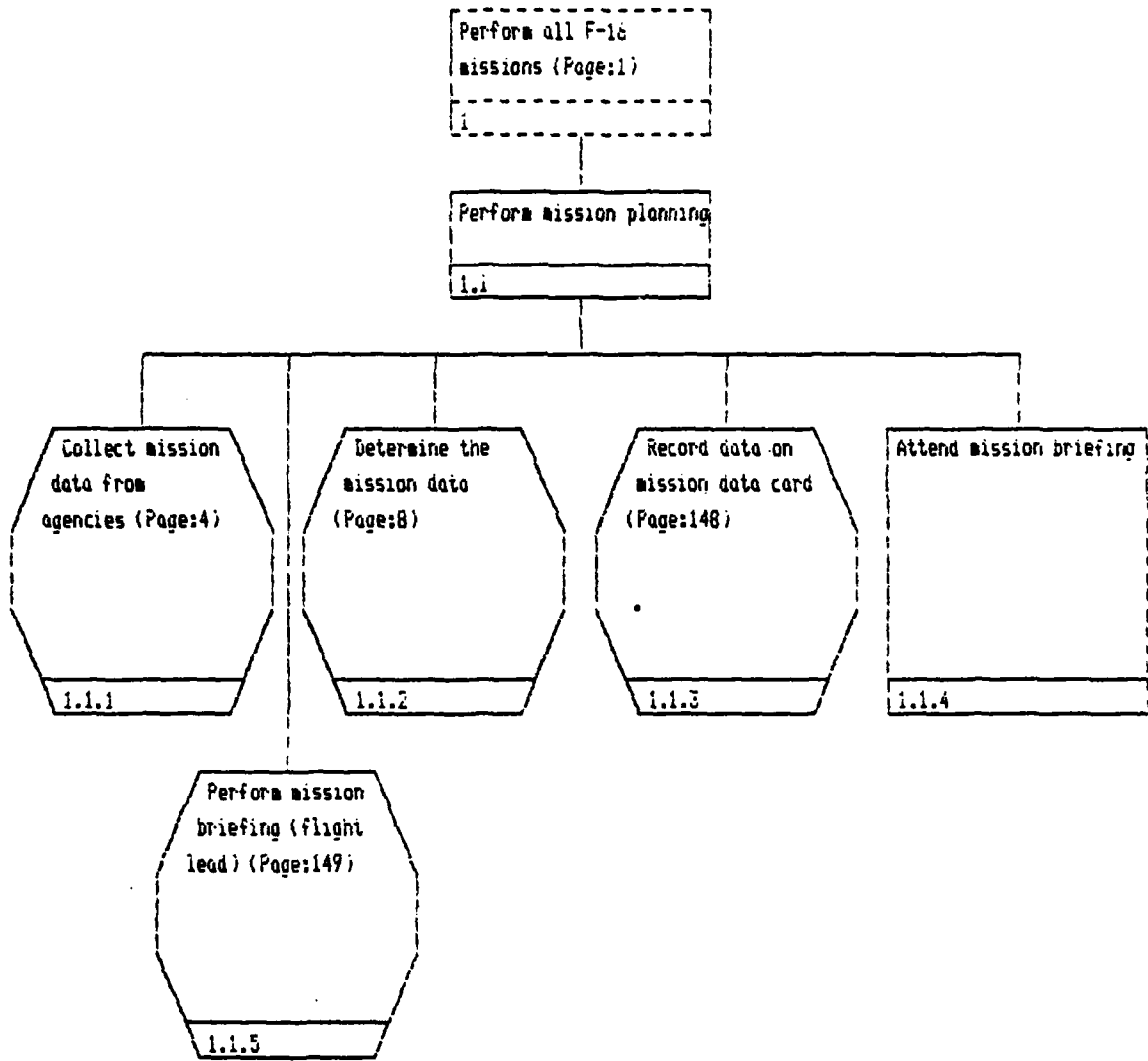
Computational accuracy:

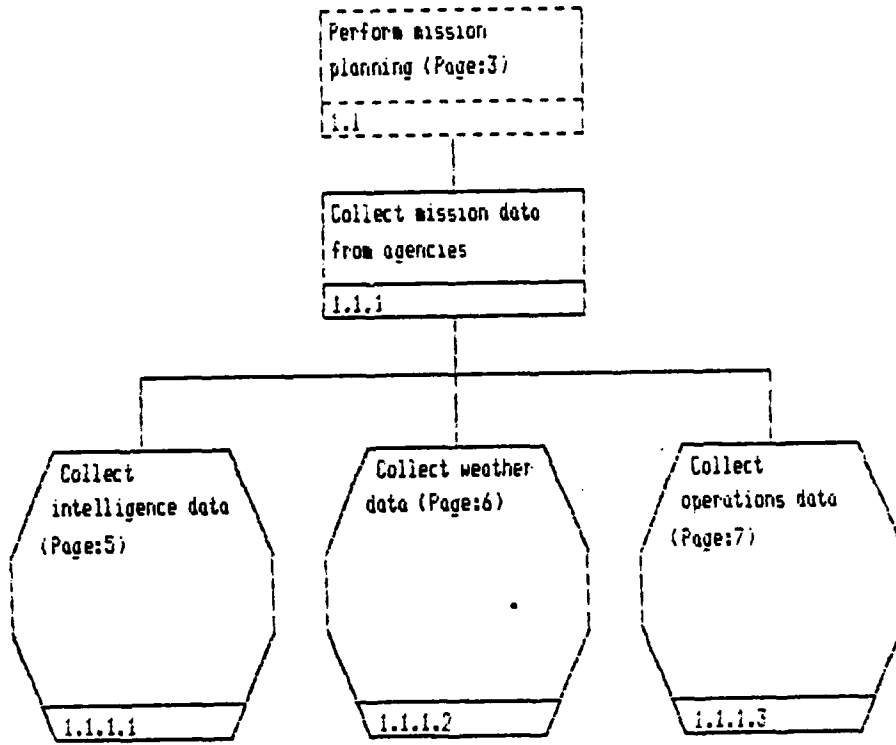
Continued on page: 2



Continued from page: 1





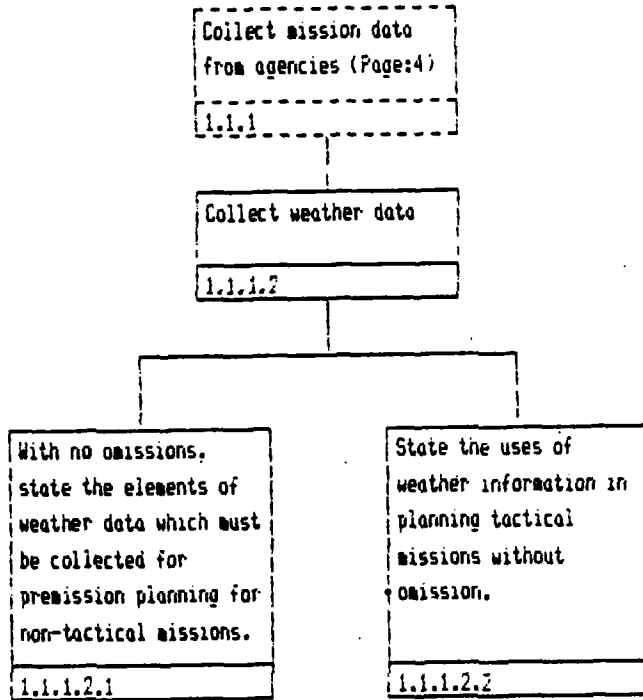


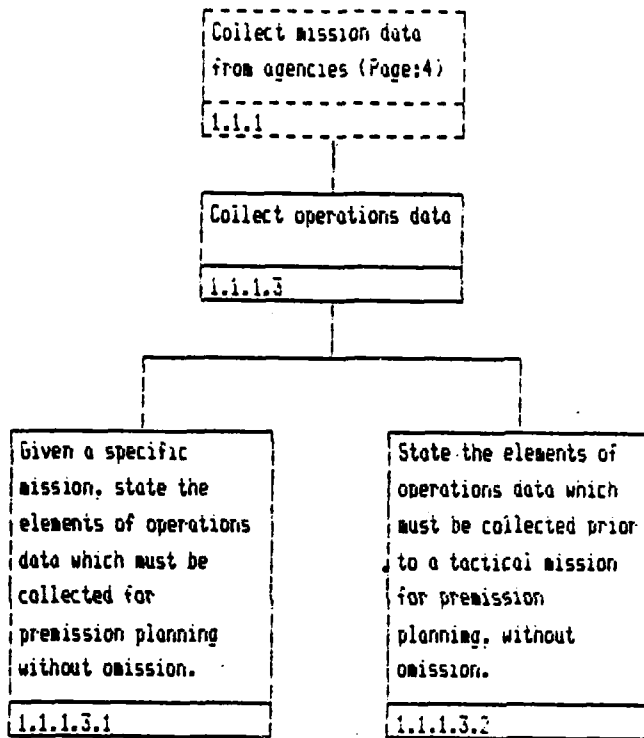
Collect mission data
from agencies (Page:4)
1.1.1

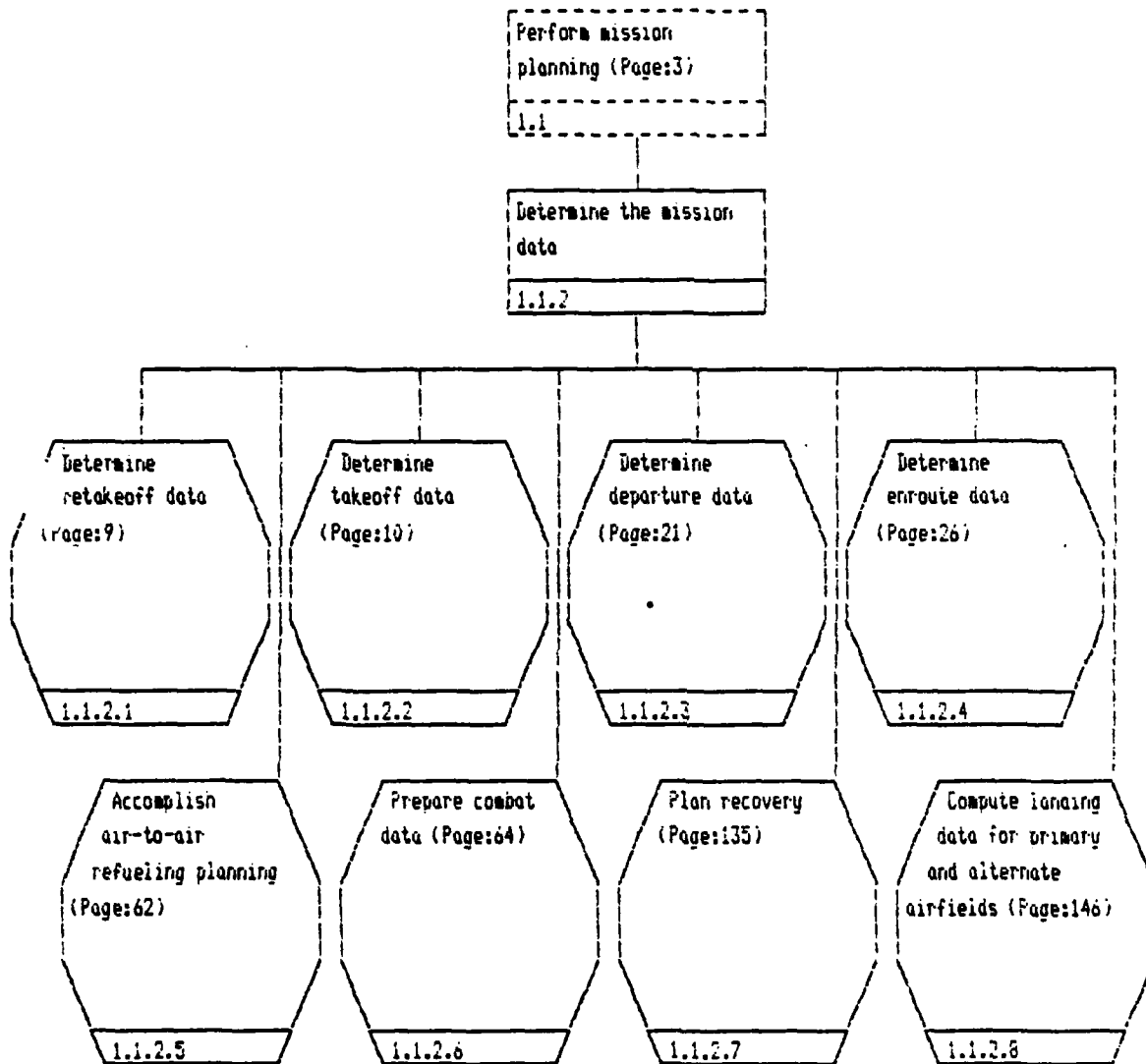
Collect intelligence
data
1.1.1.1

Given a mission, state
the elements of
intelligence data which
must be collected for
premission planning
without omission.
1.1.1.1.1

State the definitions
of standard
intelligence terms
without error
1.1.1.1.2

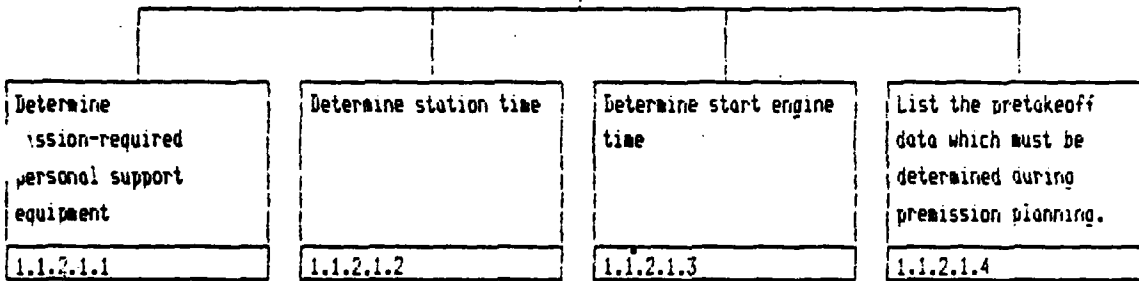




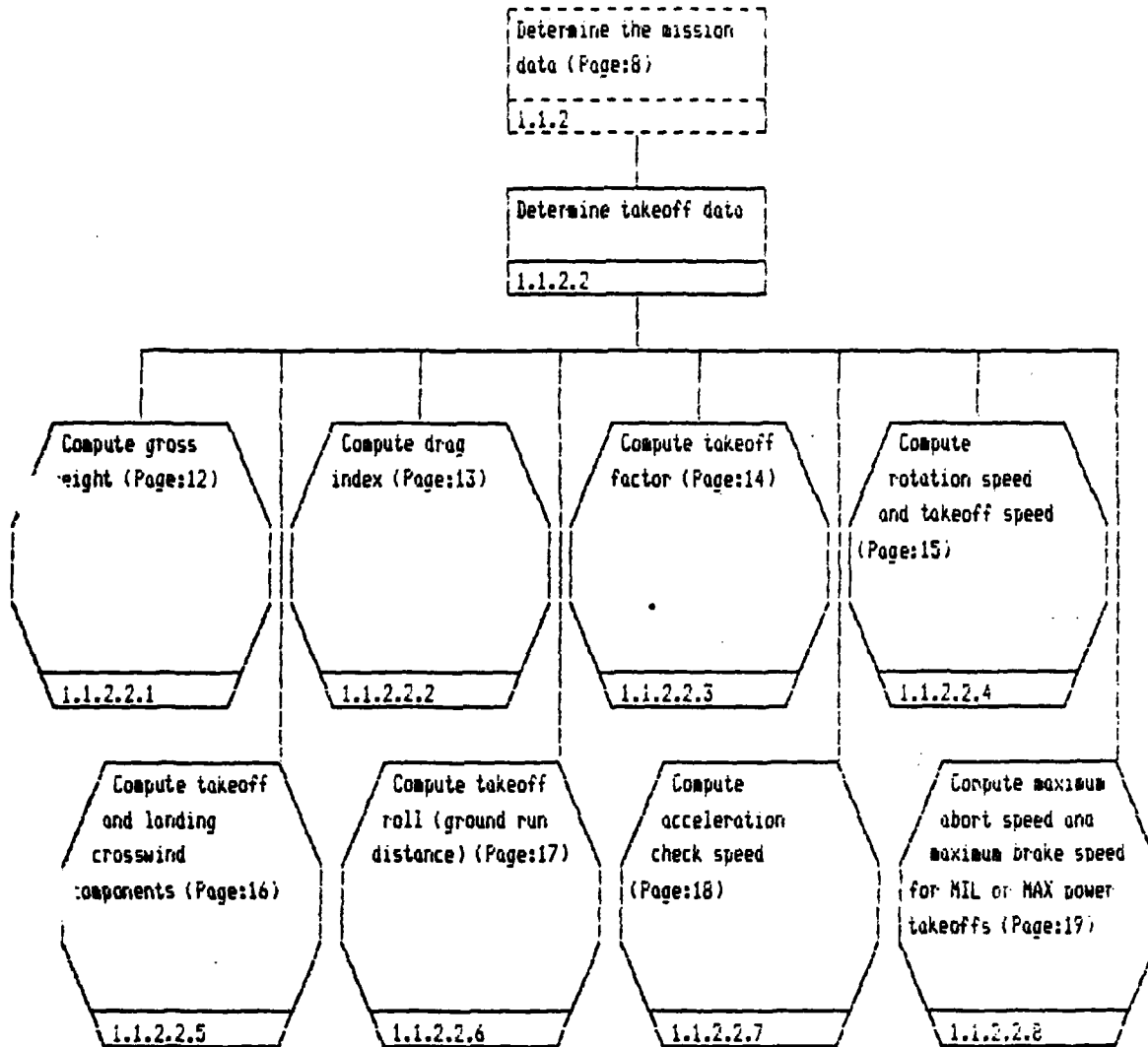


Determine the mission
data (Page:8)
1.1.2

Determine pretakeoff
data
1.1.2.1



Continues on page: 11



Continued from page: 10

Determine the mission
data (Page:8)
1.1.2

Determine takeoff data
1.1.2.2

Compute effect
of runway
condition on
maximum abort speed
(Page:20)
1.1.2.2.9

Determine takeoff data
(Page:10)

1.1.2.2

Compute gross weight

1.1.2.2.1

Given aircraft
configuration
information and the
classified supplement
to the -1, compute
gross weight within +/-
500 pounds.

1.1.2.2.1.1

Determine takeoff data
(Page:10)

1.1.2.2

Compute drag index

1.1.2.2.2

Given aircraft
configuration
information and the
classified supplement
to the -1, determine
drag index without
error.

1.1.2.2.2.1

Determine takeoff data
(Page:10)
1.1.2.2

Compute takeoff factor
1.1.2.2.3

Given environmental
data and aircraft
configuration, compute
takeoff factor within
± .2 units.
1.1.2.2.3.1

Determine takeoff data
(Page:10)
1.1.2.2

Compute rotation speed
and takeoff speed
1.1.2.2.4

Given aircraft
configuration
information, center of
gravity and gross
weight, compute
rotation speed and
takeoff speed within
± 5 KIAS
1.1.2.2.4.1

Determine takeoff data
(Page:10)

1.1.2.2

Compute takeoff and
landing crosswind
components

1.1.2.2.5

Given runway heading,
wind speed and
direction, compute
takeoff and landing
crosswind components
within +/- 2 knots.

1.1.2.2.5.1

Determine takeoff data
(Page:10)

1.1.2.2

Compute takeoff roll
(ground run distance)

1.1.2.2.6

Given drag index,
takeoff gross weight,
corrected and
uncorrected takeoff
speed, runway slope,
wind speed and
direction, and takeoff
factor, compute takeoff
roll(ground run
distance) within +/-

1.1.2.2.6.1

Determine takeoff data
(Page:10)

1.1.2.2

Compute acceleration
check speed

1.1.2.2.7

Given drag index,
takeoff gross weight,
corrected and
uncorrected and takeoff
speed, runway slope,
wind speed and
direction, and takeoff
factor, compute
acceleration, check
speed within +/- 5 KIAS.

1.1.2.2.7.1

Determine takeoff data
(Page:10)

1.1.2.2

Compute maximum abort
speed and maximum brake
speed for MIL or MAX
power takeoffs

1.1.2.2.6

Given takeoff gross
weight, runway slope,
wind speed and
direction, and takeoff
factor, compute maximum
abort speed and maximum
brake speed for MIL or
MAX powertakeoffs
within +/- 5 KIAS.

1.1.2.2.8.1

Determine takeoff data
(Page:10)

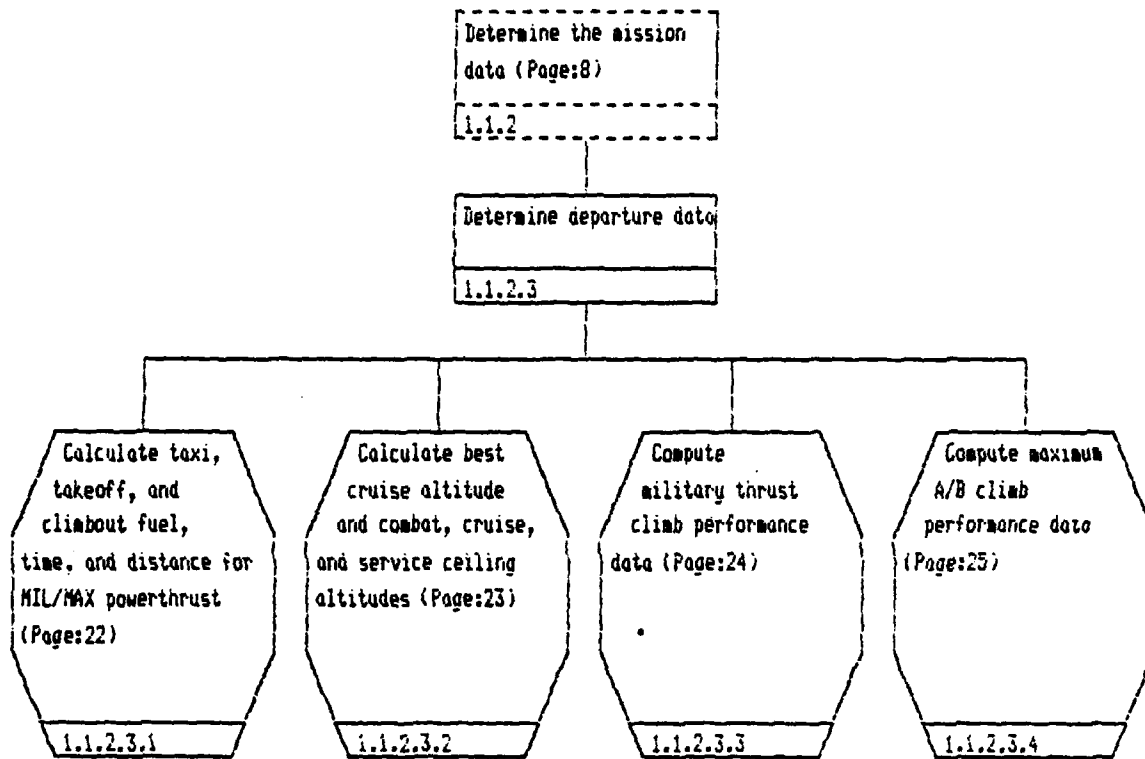
1.1.2.2

Compute effect of
runway condition on
maximum abort speed

1.1.2.2.9

Given takeoff gross
weight, runway slope,
wind speed and
direction, and takeoff
factor, compute effect
of runway condition on
maximum abort speed
within +/- 10 percent.

1.1.2.2.9.1



Determine departure
data (Page:21)

1.1.2.3

Calculate taxi,
takeoff, and climbout
fuel, time, and
distance for MIL/MAX
powerthrust

1.1.2.3.1

Given a mission
assignment and relevant
mission information,
calculate taxi,
takeoff, and climbout
fuel (time and
distance) for MIL/MAX
power thrust. Time
correct within +/- .5
minute, fuel within +/-

1.1.2.3.1.1

Determine departure
data (Pages:21)

1.1.2.3

Calculate best cruise
altitude and combat,
cruise, and service
ceiling altitudes

1.1.2.3.2

Given a mission
assignment and relevant
mission information,
compute best cruise
altitude and combat,
cruise, and service
ceiling altitudes.
Altitude values must be
correct within +/-
1,000 feet.

1.1.2.3.2.1

Determine departure
data (Page:21)

1.1.2.3

Compute military thrust
climb performance data

1.1.2.3.3

Given a mission
assignment and relevant
mission information,
compute military thrust
climb performance data.

Time values must be
correct within +/- .5
minute, fuel values
within +/- 50 pounds,
and distance values

1.1.2.3.3.1

Determine departure
data (Page:21)

1.1.2.3

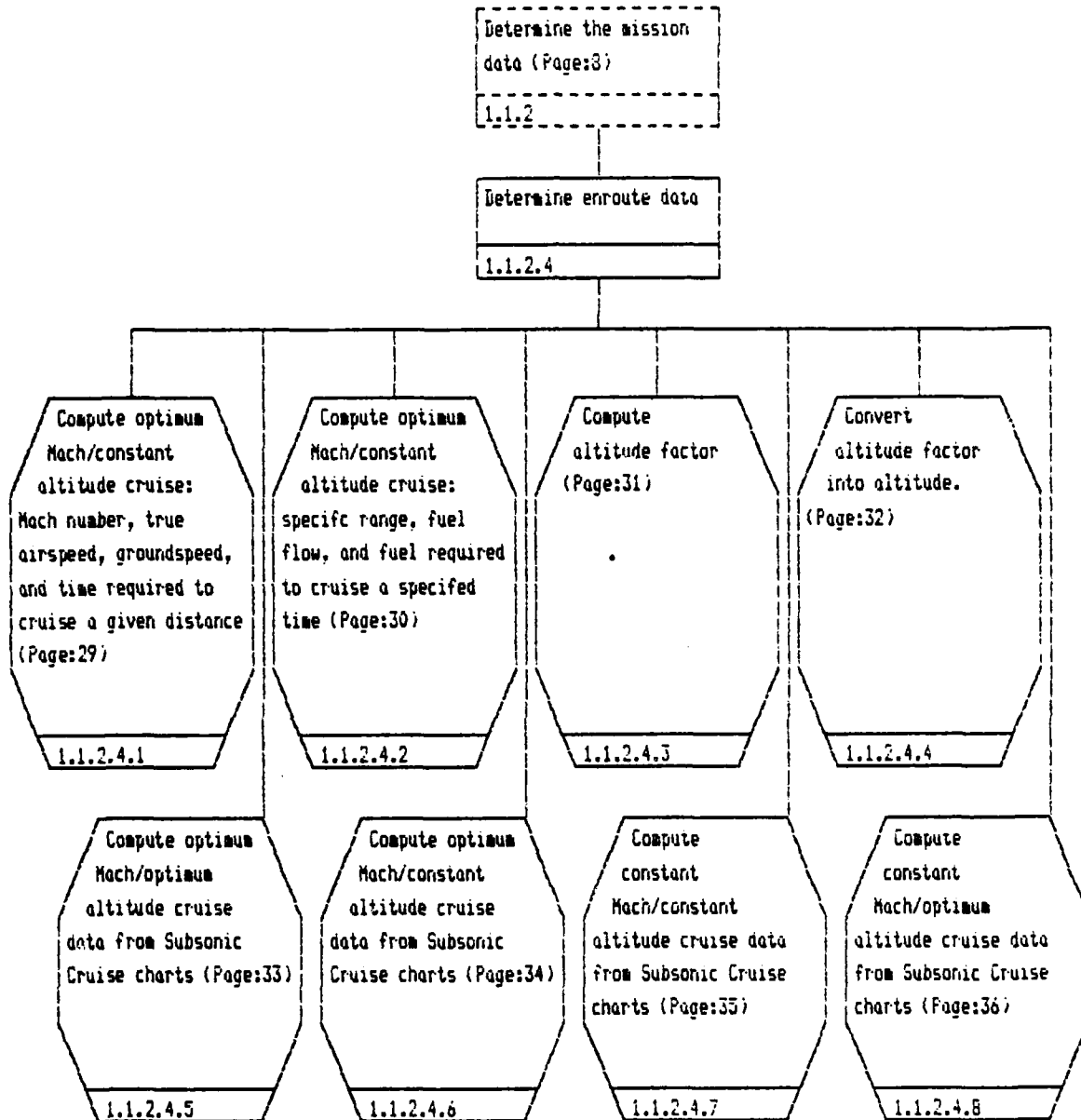
Compute maximum A/B
climb performance data

1.1.2.3.4

Given a mission
assignment and relevant
mission information,
compute maximum A/B
climb performance data.
Time must be correct
within +/- .2 minutes,
fuel within +/- 100
pounds, and distance
within +/- 2 miles.

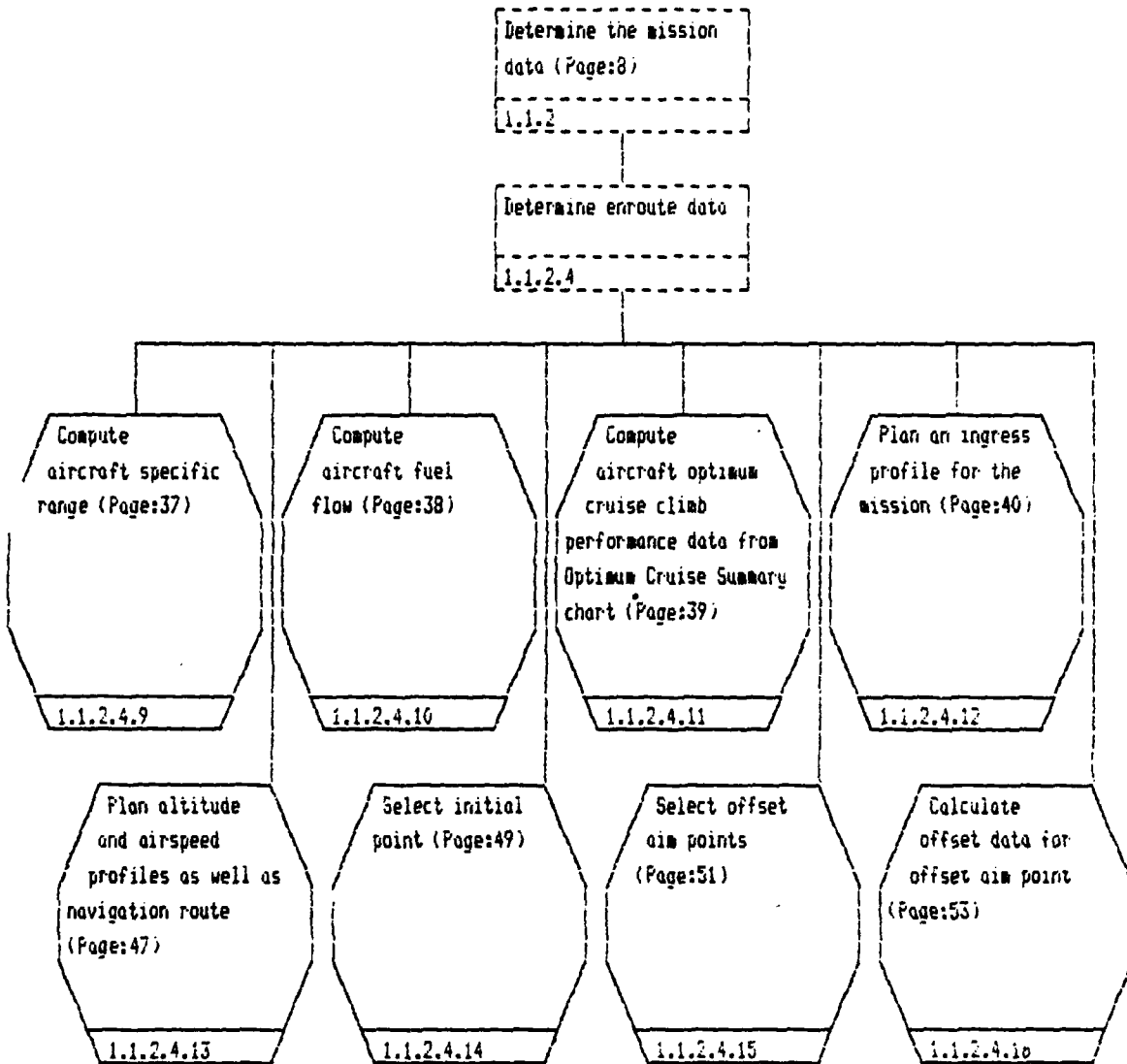
1.1.2.3.4.1

Continued on page: 27

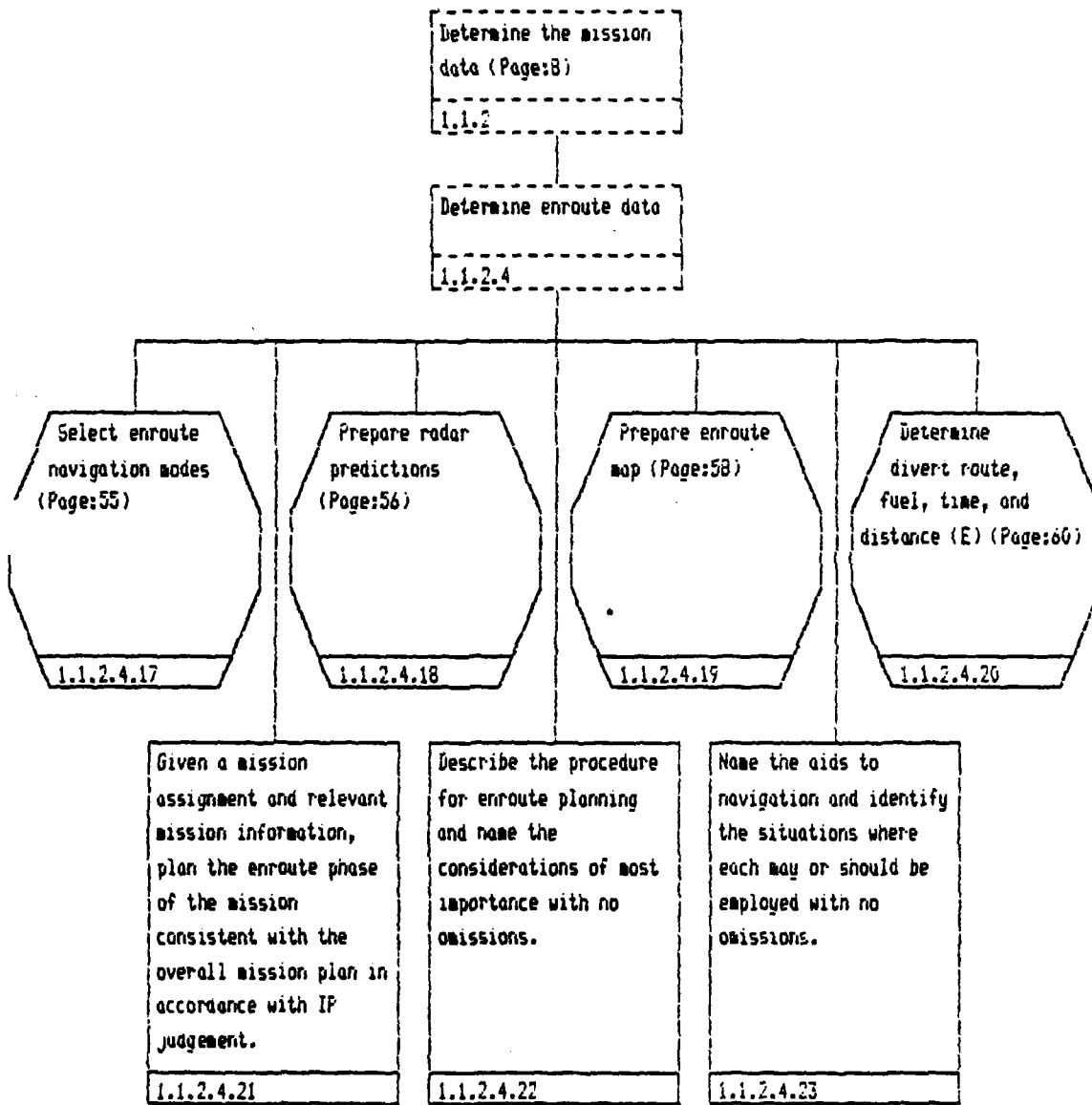


Continued from page: 26

Continued on page: 28



Continued from page: 27



Determine enroute data
(Page:26)
1.1.2.4

Compute optimum
Mach/constant altitude
cruise: Mach number,
true airspeed,
groundspeed, and time
required to cruise a
given distance
1.1.2.4.1

Given a mission
assignment and relevant
mission info, compute
optimum Mach/constant
alt. cruise: Mach
number +/- .01, true
airspeed +/- 10 knots,
groundspeed +/- 10
knots, and time
required to cruise a
1.1.2.4.1.1

Determine enroute data
(Page:26)
1.1.2.4

Compute optimum
Mach/constant altitude
cruise: specific range,
fuel flow, and fuel
required to cruise a
specified time
1.1.2.4.2

Given a mission .
assignment and relevant
mission info, compute
optimum Mach/constant
alt. cruise: specific
range within +/- .005
nautical miles/lb., fuel
flow within +/-100
lbs/hr., and fuel
required to cruise a
1.1.2.4.2.1

Determine enroute data
(Page:26)
1.1.2.4

Compute altitude factor
1.1.2.4.3

Given a mission
assignment and relevant
mission information,
compute altitude factor
within +/- 0.2
1.1.2.4.3.1

Determine enroute data
(Page:26)
1.1.2.4

Convert altitude factor
into altitude.
1.1.2.4.4

Given a mission
assignment and relevant
mission information,
convert altitude factor
into altitude within
+/- 500 ft.
1.1.2.4.4.1

Determine enroute data
(Page:26)

1.1.2.4

Compute optimum
Mach/optimum altitude
cruise data from
Subsonic Cruise charts

1.1.2.4.5

Given a mission
assignment and relevant
mission information,
compute optimum
mach/optimum altitude
cruise data from
subsonic cruise charts.

1.1.2.4.5.1

Determine enroute data
(Page:26)
1.1.2.4

Compute optimum
Mach/constant altitude
cruise data from
Subsonic Cruise charts
1.1.2.4.6

Given a mission
assignment and relevant
mission information,
compute optimum
mach/constant altitude
cruise data from
Subsonic Cruise charts.
1.1.2.4.6.1

Determine enroute data
(Page:26)

1.1.2.4

Compute constant
Mach/constant altitude
cruise data from
Subsonic Cruise charts

1.1.2.4.7

Given a mission
assignment and relevant
mission information,
compute constant Mach
constant altitude
cruise data from
Subsonic Cruise charts

1.1.2.4.7.i

Determine enroute data
(Page:26)

1.1.2.4

Compute constant
Mach/optimum altitude
cruise data from
Subsonic Cruise charts

1.1.2.4.8

Given a mission
assignment and relevant
mission information,
compute constant
Mach/optimum altitude
cruise data from
Subsonic Cruise charts

1.1.2.4.8.1

Determine enroute data
(Page:26)
1.1.2.4

Compute aircraft
specific range
1.1.2.4.9

Given a mission
assignment and relevant
mission information,
compute aircraft
specific range within
+/- .0025 nautical
miles/pound.
1.1.2.4.9.1

Determine enroute data
(Page:26)

1.1.2.4

Compute aircraft fuel
flow

1.1.2.4.10

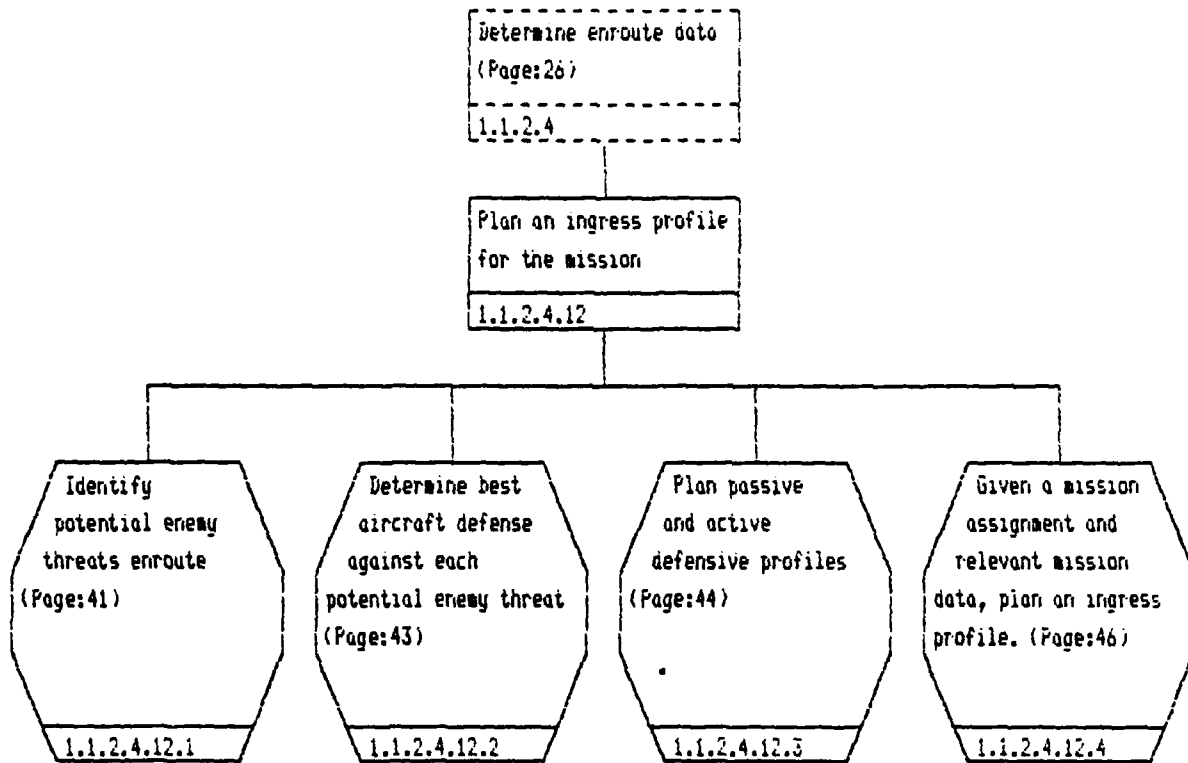
Given a mission
assignment and relevant
mission information,
compute aircraft fuel
flow.

1.1.2.4.10.1

Determine enroute data
(Page:26)
1.1.2.4

Compute aircraft
optimum cruise climb
performance data from
Optimum Cruise Summary
chart
1.1.2.4.11

Given a mission
assignment and relevant
mission information,
compute aircraft
optimum cruise-climb
performance data from
Optimum Cruise Summary
chart:
1.1.2.4.11.1



Identify potential
enemy threats enroute
(Page:41)
1.1.2.4.12.1

Given a mission
assignment and intel
data, identify
potential enemy threats
which may be
encountered with no
omissions
1.1.2.4.12.1.1

Name the considerations
of most importance for
identifying potential
enemy threats enroute
without omissions
1.1.2.4.12.1.1.1

Plan an ingress profile
for the mission
(Page:40)
1.1.2.4.12

Identify potential
enemy threats enroute
1.1.2.4.12.1

Given a mission
assignment and
intel data,
identify potential
enemy threats which may
be encountered with no
omissions (Page:42)
1.1.2.4.12.1.1

Plan an ingress profile
for the mission
(Page:40)

1.1.2.4.12

Determine best aircraft
defense against each
potential enemy threat

1.1.2.4.12.2

Given potential enemy
threats, state the best
aircraft defense
against each in
accordance with
tactical doctrine

1.1.2.4.12.2.1

Plan an ingress profile
for the mission
(Page:40)
1.1.2.4.12

Plan passive and active
defensive profiles
1.1.2.4.12.3

Given a mission
assignment and
relevant mission
information, plan
passive and active
defensive profiles in
accordance with
tactical doctrine.
(Page:45)
1.1.2.4.12.3.1

Plan passive and active
defensive profiles
(Page:44)

1.1.2.4.12.3

Given a mission
assignment and relevant
mission information,
plan passive and active
defensive profiles in
accordance with
tactical doctrine.

1.1.2.4.12.3.1

State the steps and
principles in planning
active and passive
defensive profiles in
accordance with current
tactical doctrine.

1.1.2.4.12.3.1.1

Plan an ingress profile
for the mission
(Page:40)

1.1.2.4.12

Given a mission
assignment and relevant
mission data, plan an
ingress profile.

1.1.2.4.12.4

Name the considerations
of most importance for
planning an ingress
profile without
omission.

1.1.2.4.12.4.1

Determine enroute data
(Page:26)
i.i.2.4

Plan altitude and
airspeed profiles as
well as navigation route
1.1.2.4.13

Given a mission
assignment and
relevant mission
information, plan
altitude and airspeed
profiles as well as
navigational route.
(Page:46)
1.1.2.4.13.1

Plan altitude and
airspeed profiles as
well as navigation
route (Page:47)

1.1.2.4.13

Given a mission
assignment and relevant
mission information,
plan altitude and
airspeed profiles as
well as navigational
route.

1.1.2.4.13.1

State the steps and
principles in planning
altitude and airspeed
profiles as well as
navigation route in
accordance with current
doctrine and
regulations.

1.1.2.4.13.1.1

Determine enroute data
(Page:26)
1.1.2.4

Select initial point
1.1.2.4.14

Given a mission assignment and relevant mission information, select an initial point (Page:50)
1.1.2.4.14.1

Select initial point
(Page:49)

1.1.2.4.14

Given a mission
assignment and relevant
mission information,
select an initial point

1.1.2.4.14.1

Note the considerations
of most importance for
selecting an initial
point in accordance
with current doctrine
and regulations.

1.1.2.4.14.1.1

Determine enroute data
(Page:26)
1.1.2.4

Select offset aim points
1.1.2.4.15

Given a mission assignment and relevant mission information, select offset aim points
(Page:52)
1.1.2.4.15.1

Select offset aim
points (Page:51)
1.1.2.4.15

Given a mission
assignment and relevant
mission information,
select offset aim points
1.1.2.4.15.1

State conditions under
which an offset aim
point is required in
accordance with
doctrine and regulations
1.1.2.4.15.1.1

Name the considerations
of most importance for
selecting an offset aim
point in accordance
with current doctrine
and regulations
1.1.2.4.15.1.2

Determine enroute data
(Page:26)
1.1.2.4

Calculate offset data
for offset aim point
1.1.2.4.16

Given target
area charts, a
divider, and a
plotter, calculate the
offset data for an
offset aim point
within +/- the smallest
unit on the target area
chart (Page:54)
1.1.2.4.16.1

Calculate offset data
for offset aim point
(Page:53)
1.1.2.4.16

Given target area
charts, a divider, and
a plotter, calculate
the offset data for an
offset aim point
within +/- the smallest
unit on the target area
chart
1.1.2.4.16.1

Describe the procedure
for calculating offset
for offset data aim
point without omission
1.1.2.4.16.1.1

Determine enroute data
(Page:26)
1.1.2.4

Select enroute
navigation modes
1.1.2.4.17

Given a mission
assignment and relevant
mission information,
select enroute
navigation modes
1.1.2.4.17.1

Determine enroute data
(Page:26)
1.1.2.4

Prepare radar
predictions
1.1.2.4.1E

Given a route
map prepare radar
predictions, in
accordance with IP
judgement (Page:57)
1.1.2.4.1E.1

Describe the effect of
errors present in radar
ground mapping
operations and state
considerations in
overcoming those effects
1.1.2.4.1E.2

Prepare radar
predictions (Page:56)

1.1.2.4.18

Given a route map
prepare radar
predictions, in
accordance with IP
judgement

1.1.2.4.18.1

Given a photograph of
an object or terrain
feature, describe the
radar display accurately

1.1.2.4.18.1.1

Determine enroute data
(Page:26)
1.1.2.4

Prepare enroute map
1.1.2.4.19

Given a mission assignment and relevant mission information, prepare enroute map in accordance with IF judgement. (Page:59)
1.1.2.4.19.1

Prepare enroute map
(Page:58)
1.1.2.4.19

Given a mission assignment and relevant mission information, prepare enroute map in accordance with IP judgement.
1.1.2.4.19.1

Describe the procedure for preparing enroute map and name the considerations of most importance with no omissions
1.1.2.4.19.1.1

Determine enroute data
(Page:26)

1.1.2.4

Determine divert route,
fuel, time, and
distance (E)

1.1.2.4.20

Given a mission
assignment and
relevant mission
information, determine
divert route, fuel,
time, and distance.
(Page:61)

1.1.2.4.20.1

Determine divert route,
fuel, time, and
distance (E) (Page:60)

1.1.2.4.20

Given a mission
assignment and relevant
mission information,
determine divert route,
fuel, time, and
distance.

1.1.2.4.20.1

Name the considerations
of most importance for
determining divert
route, fuel, time, and
distance with no
omissions

1.1.2.4.20.1.1

Determine the mission data (Page:8)
1.1.2

Accomplish air-to-air refueling planning
1.1.2.5

Given a mission assignment and relevant mission information, accomplish air-to-air refueling planning (Page:63)
1.1.2.5.1

Accomplish air-to-air
refueling planning
(Page:62)

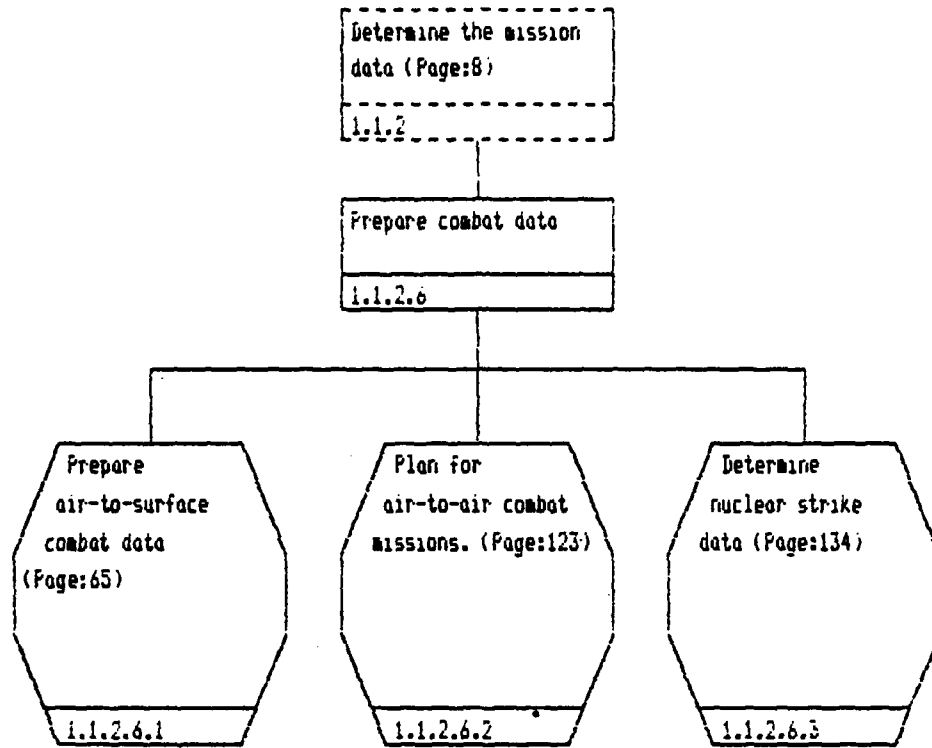
1.1.2.5

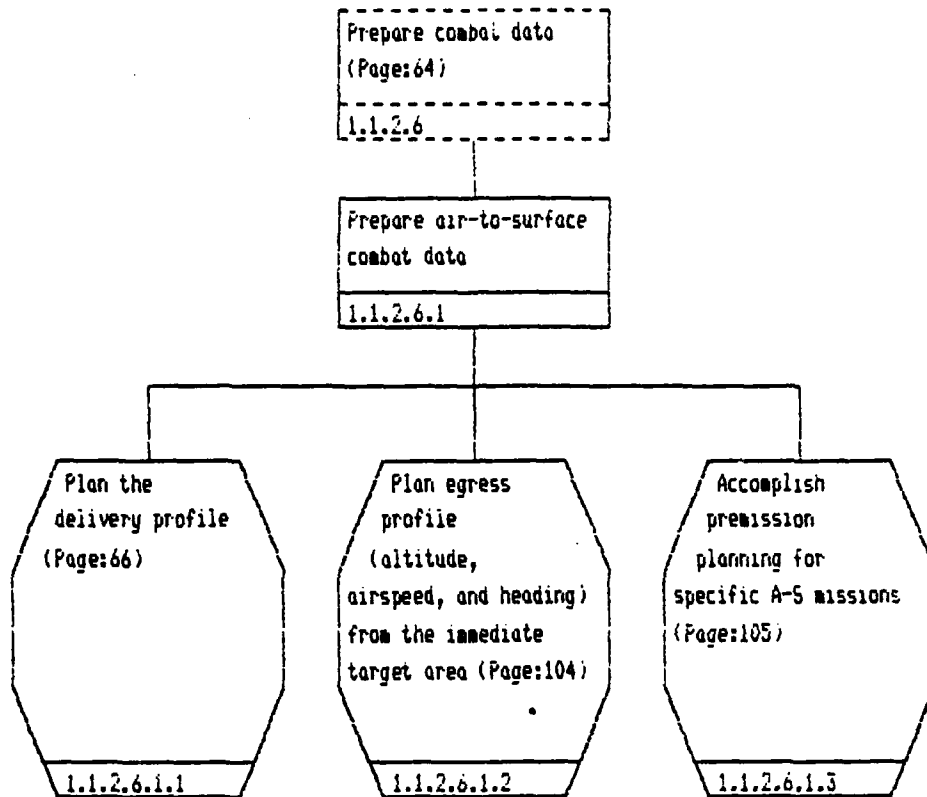
Given a mission
assignment and relevant
mission information,
accomplish air-to-air
refueling planning

1.1.2.5.1

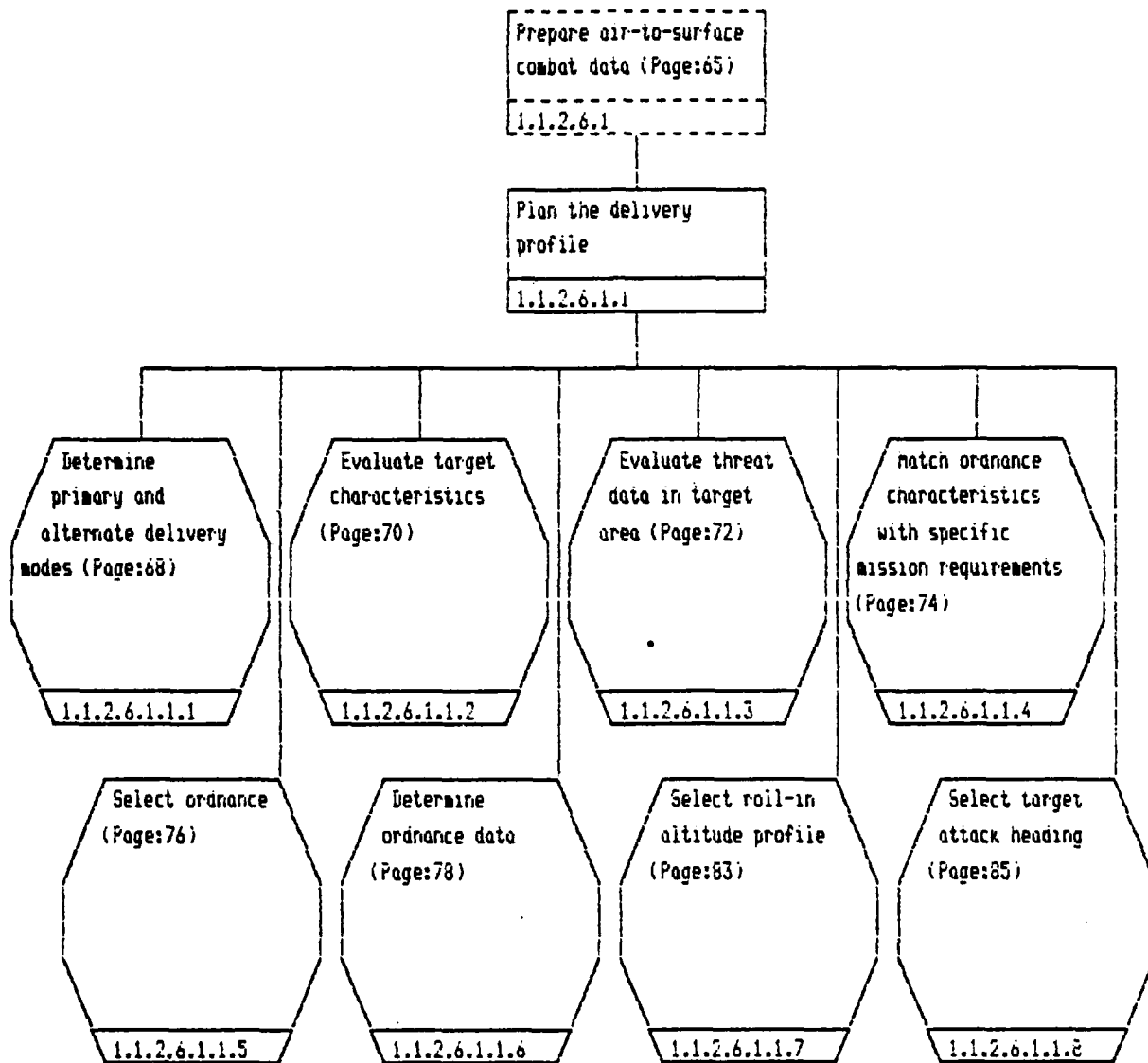
Describe the procedure
for accomplishing
air-to-air refueling
planning without
mission

1.1.2.5.1.1

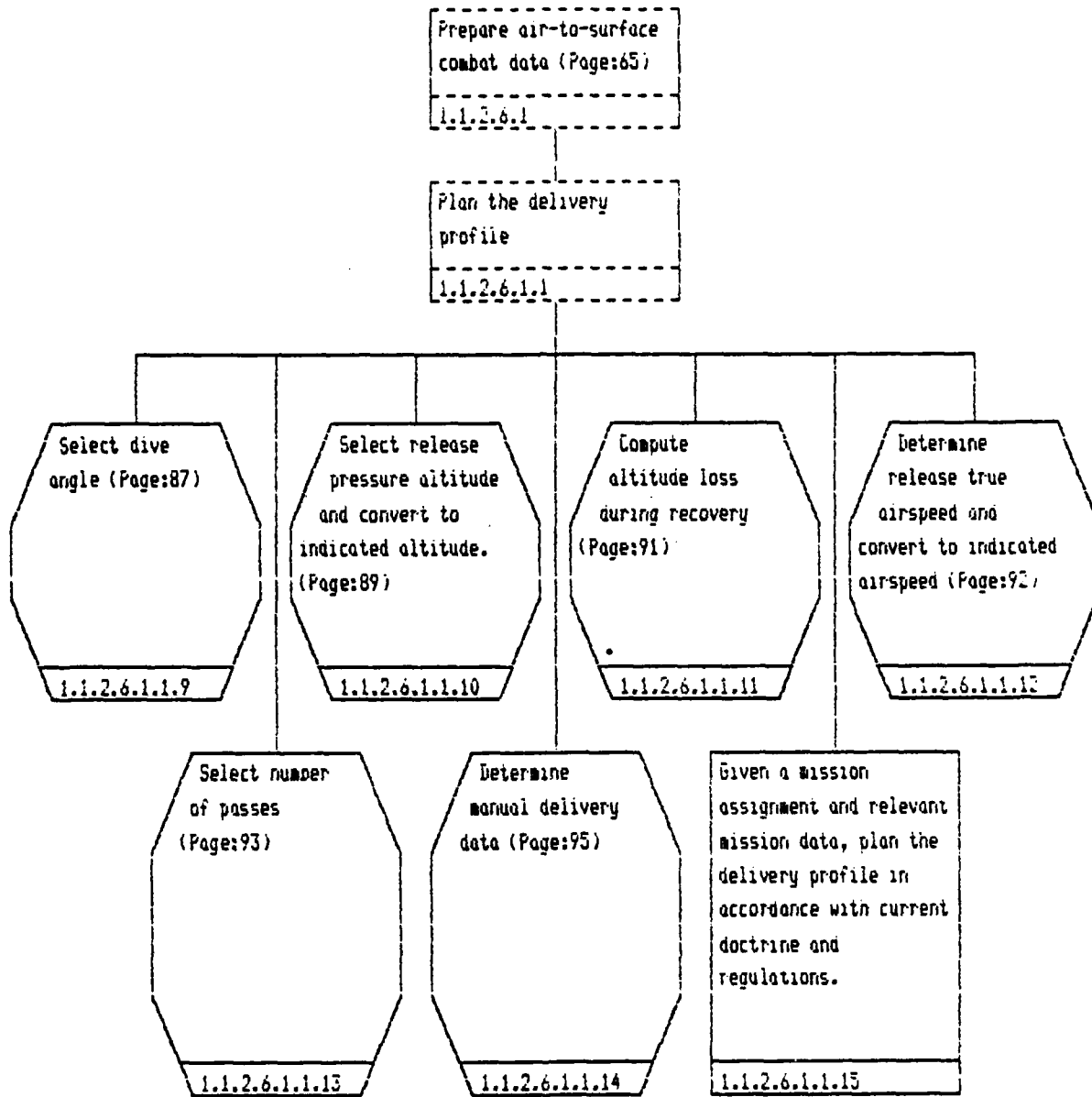




Continued on page: 67



Continued from page: 66



Plan the delivery
profile (Page:66)
1.1.2.6.1.1

Determine primary and
alternate delivery modes
1.1.2.6.1.1.1

Given a mission
assignment and
relevant mission
data determine primary
and alternate delivery
modes in accordance
with IP judgement.
(Page:69)
1.1.2.6.1.1.1.1

Determine primary and
alternate delivery
modes (Page:68)

1.1.2.6.1.1.1

Given a mission
assignment and relevant
mission data determine
primary and alternate
delivery modes in
accordance with IP
judgement.

1.1.2.6.1.1.1.1

Given the varieties of
delivery modes,
describe the situations
where each may or
should be employed in
accordance with IP
judgement.

(Weapons

Systems)

1.1.2.6.1.1.1.1.1

Plan the delivery
profile (Page:66)

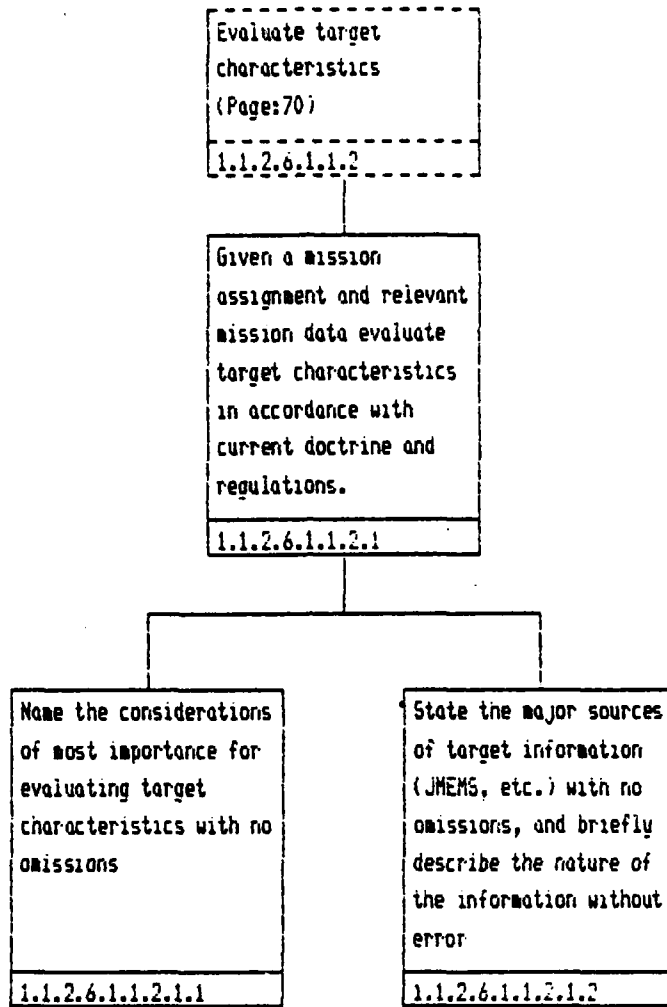
1.1.2.6.1.1

Evaluate target
characteristics

1.1.2.6.1.1.2

Given a mission
assignment and
relevant mission
data evaluate target
characteristics in
accordance with current
doctrine and
regulations. (Page:71)

1.1.2.6.1.1.2.1



Plan the delivery
profile (Page:66)
1.1.2.6.1.1

Evaluate threat data in
target area
1.1.2.6.1.1.3

Given a mission
assignment and
relevant mission
data, evaluate threat
data in target area in
accordance with current
doctrine and
regulations. (Page:73)
1.1.2.6.1.1.3.1

Evaluate threat data in target area (Page:72)

1.1.2.6.1.1.3

Given a mission assignment and relevant mission data, evaluate threat data in target area in accordance with current doctrine and regulations.

1.1.2.6.1.1.3.1

Name the considerations most important for target area threat evaluations with no omissions.

1.1.2.6.1.1.3.1.1

Plan the delivery
profile (Page:66)
1.1.2.6.1.1

Match ordnance
characteristics with
specific mission
requirements
1.1.2.6.1.1.4

Given a mission
assignment and
relevant mission
data, match ordnance
characteristics with
specific mission
requirements in
accordance with current
doctrine and
regulations.
1.1.2.6.1.1.4.1

Match ordnance characteristics with specific mission requirements (Page:74)
1.1.2.6.1.1.4

Given a mission assignment and relevant mission data, match ordnance characteristics with specific mission requirements in accordance with current doctrine and regulations.
1.1.2.6.1.1.4.1

Given ordnance types, describe the situations where each may or should be employed.
1.1.2.6.1.1.4.1.1

State the major sources of ordnance effects data given targets (JMEHS, etc.) with no omissions and briefly describe the nature of the information without error.
1.1.2.6.1.1.4.1.2

Plan the delivery
profile (Page:66)
1.1.2.6.1.1

Select ordnance
1.1.2.6.1.1.5

Given a mission
assignment and
relevant mission
data, select ordnance
in accordance with
current doctrine and
regulations. (Page:77)
1.1.2.6.1.1.5.1

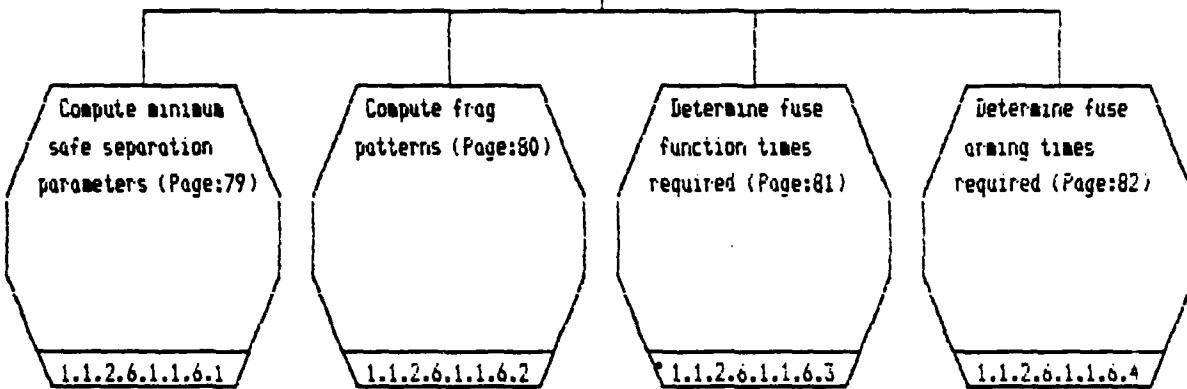
Select ordnance
(Page:76)
1.1.2.6.1.1.5

Given a mission assignment and relevant mission data, select ordnance in accordance with current doctrine and regulations.
1.1.2.6.1.1.5.1

Name the considerations of most importance for selecting ordnance without omission.
1.1.2.6.1.1.5.1.1

Plan the delivery
profile (Page:66)
1.1.2.6.1.1

Determine ordnance data
1.1.2.6.1.1.6



Determine ordnance data
(Page:78)

1.1.2.6.1.1.6

Compute minimum safe
separation parameters

1.1.2.6.1.1.6.1

Given a mission
assignment and relevant
mission data, compute
minimum safe separation
parameters without
error.

1.1.2.6.1.1.6.1.1

Determine ordnance data
(Page:78)

1.1.2.6.1.1.6

Compute frag patterns

1.1.2.6.1.1.6.2

Given a mission
assignment and relevant
mission data, compute
frag patterns within
+/- 250 feet.

1.1.2.6.1.1.6.2.1

Determine ordnance data
(Pages:78)

1.1.2.6.1.1.6

Determine fuse function
times required

1.1.2.6.1.1.6.3

Given weapon, release
altitude, dive angle
and true air speed,
determine fuse function
times required without
error.

1.1.2.6.1.1.6.3.1

Determine ordnance data
(Page:78)

1.1.2.6.1.1.6

Determine fuse arming
times required

1.1.2.6.1.1.6.4

Given a mission
assignment and relevant
mission data, determine
fuse arming times
required without error.

1.1.2.6.1.1.6.4.i

Plan the delivery profile (Page:66)

1.1.2.6.1.1

Select roll-in altitude profile

1.1.2.6.1.1.7

Given a mission assignment and relevant mission data, select roll-in altitude profile in accordance with current tactical doctrine. (Page:84)

1.1.2.6.1.1.7.1

Select roll-in altitude profile (Page:83)

1.1.2.6.1.1.7

Given a mission assignment and relevant mission data, select roll-in altitude profile in accordance with current tactical doctrine.

1.1.2.6.1.1.7.1

Name the considerations of most importance for selecting roll-in profile with no omissions.

1.1.2.6.1.1.7.1.1

Plan the delivery
profile (Page:66)
1.1.2.6.1.1

Select target attack
heading
1.1.2.6.1.1.E

Given a mission
assignment and
relevant mission
data, select target
attack heading in
accordance with current
tactical doctrine
(Page:86)
1.1.2.6.1.1.8.1

Select target attack heading (Page:85)

1.1.2.6.1.1.8

Given a mission assignment and relevant mission data, select target attack heading in accordance with current tactical doctrine

1.1.2.6.1.1.8.1

Name the considerations of most importance for selecting target attack heading with no omissions.

1.1.2.6.1.1.8.1.1

Plan the delivery
profile (Page:66)
1.1.2.6.1.1

Select dive angle
1.1.2.6.1.1.9

Given a mission
assignment and
relevant mission
data, select dive angle
in accordance with
current tactical
doctrine and
regulations. (Page:88)
1.1.2.6.1.1.9.1

Select dive angle
(Page:87)

1.1.2.6.1.1.9

Given a mission assignment and relevant mission data, select dive angle in accordance with current tactical doctrine and regulations.

1.1.2.6.1.1.9.1

Name the considerations most important for selecting dive angle with no omissions

1.1.2.6.1.1.9.1.1

Plan the delivery profile (Page:66)
1.1.2.6.1.1

Select release pressure altitude and convert to indicated altitude.
1.1.2.6.1.1.10

Given a mission assignment and relevant mission data, select release pressure altitude IAW current tactical doctrine and regulations. (Page:90)
1.1.2.6.1.1.10.1

Given a pressure altitude, convert it to indicated altitude without error (E)
1.1.2.6.1.1.10.2

Select release pressure
altitude and convert to
indicated altitude.
(Page:89)

1.1.2.6.1.1.10

Given a mission
assignment and relevant
mission data, select
release pressure
altitude IAW current
tactical doctrine and
regulations.

1.1.2.6.1.1.10.1

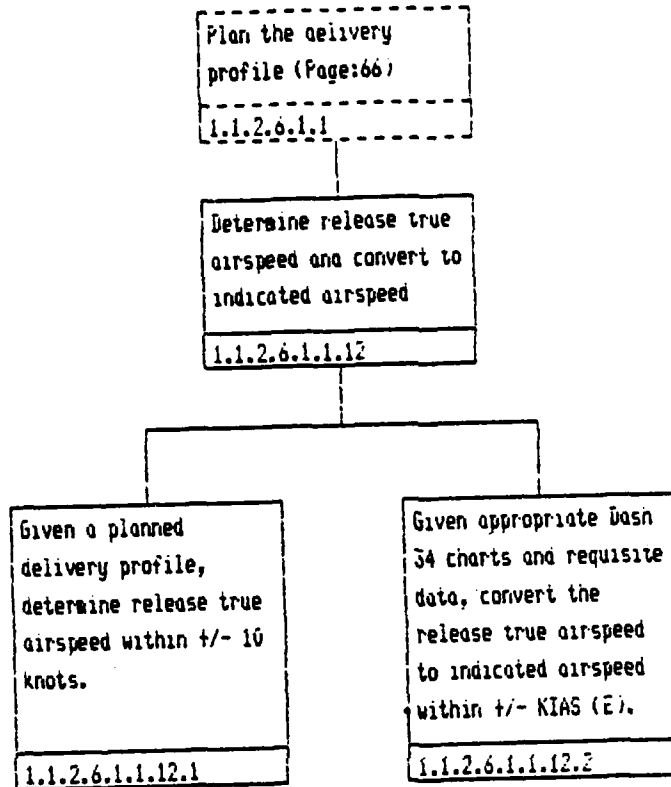
Name the considerations
of most importance for
selecting release
pressure altitude with
no omissions.

1.1.2.6.1.1.10.1.1

Plan the delivery
profile (Page:66)
1.1.2.6.1.1

Compute altitude loss
during recovery
1.1.2.6.1.1.11

Given a planned
delivery profile,
compute altitude loss
during recovery within
± 50 feet.
1.1.2.6.1.1.11.1



Plan the delivery
profile (Page:86)
1.1.2.6.1.1

Select number of passes
1.1.2.6.1.1.i3

Given a mission
assignment and
relevant mission
data, select the number
of passes IAW current
tactical doctrine
(Page:94)
1.1.2.6.1.1.13.1

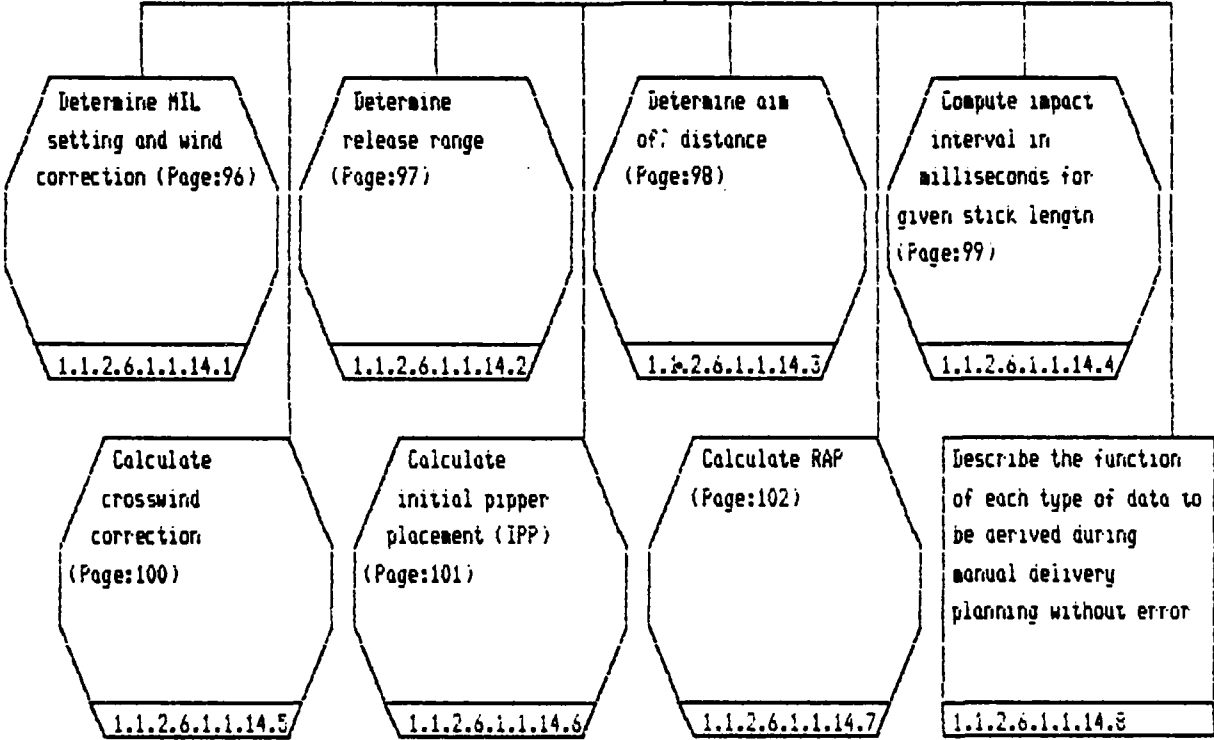
Select number of passes
(Page:93)
1.1.2.6.1.1.13

Given a mission assignment and relevant mission data, select the number of passes IAW current tactical doctrine
1.1.2.6.1.1.13.1

Name the considerations of most importance for selecting the number of passes with no omissions
1.1.2.6.1.1.13.1.1

Plan the delivery profile (Page:66)
1.1.2.6.1.1

Determine manual delivery data
1.1.2.6.1.1.14



Determine manual
delivery data (Page:95)
1.1.2.6.1.1.14

Determine MIL setting
and wind correction
1.1.2.6.1.1.14.i

Given a planned
delivery profile,
determine MIL setting
and wind correction
within +/- 5 MILs.
1.1.2.6.1.1.14.1.1

Determine annual
delivery data (Page:95)
1.1.2.6.1.1.14

Determine release range
1.1.2.6.1.1.14.2

Given a planned
delivery profile,
determine release range
within +/- 50 feet
1.1.2.6.1.1.14.2.1

Determine manual
delivery data (Page:95)
1.1.2.6.1.1.14

Determine aim off
distance
1.1.2.6.1.1.14.3

Given a planned
delivery profile,
determine aim off
distance within +/- 100
feet
1.1.2.6.1.1.14.3.1

Determine manual
delivery data (Page:95)
1.1.2.6.1.1.14

Compute impact interval
in milliseconds for
given stick length
1.1.2.6.1.1.14.4

Given a planned
delivery profile,
compute impact interval
in milliseconds for
given stick length
within +/- 10
milliseconds. .
1.1.2.6.1.1.14.4.i

Determine manual
delivery data (Page:95)

1.1.2.6.1.1.14

Calculate crosswind
correction

1.1.2.6.1.1.14.5

Given a planned
delivery profile,
windspeed, and wind
direction, calculate
crosswind correction
withn +/- 1 foot/knot.

1.1.2.6.1.1.14.5.1

Determine manual
delivery data (Page 55)
1.1.2.6.1.1.14

Calculate initial
dipper placement (IFF)
1.1.2.6.1.1.14.c

Given a planned
delivery profile,
calculate initial
dipper placement (IFF)
within +/- 5 MILS.
1.1.2.6.1.1.14.c.1

Determine manual
delivery data (Page:75)
1.1.2.6.1.1.1.1

Calculate RAR
1.1.2.6.1.1.1.4.7

Given a planned
delivery profile,
calculate RAR within
± 10 feet.
1.1.2.6.1.1.1.4.7.8

Plan the delivery
profile (Page:00)
1.1.2.6.1.1

Given a mission
assignment and relevant
mission data, plan the
delivery profile in
accordance with current
doctrine and
regulations.
1.1.2.6.1.1.15

Given a mission
assignment and relevant
mission data, plan the
delivery profile in
accordance with current
doctrine and
regulations. (Page:0)
1.1.2.6.1.1.15.1

Prepare air-to-surface
combat data (Page:65)
1.1.2.6.1

Plan egress profile
(altitude, airspeed,
and heading) from the
immediate target area
1.1.2.6.1.2

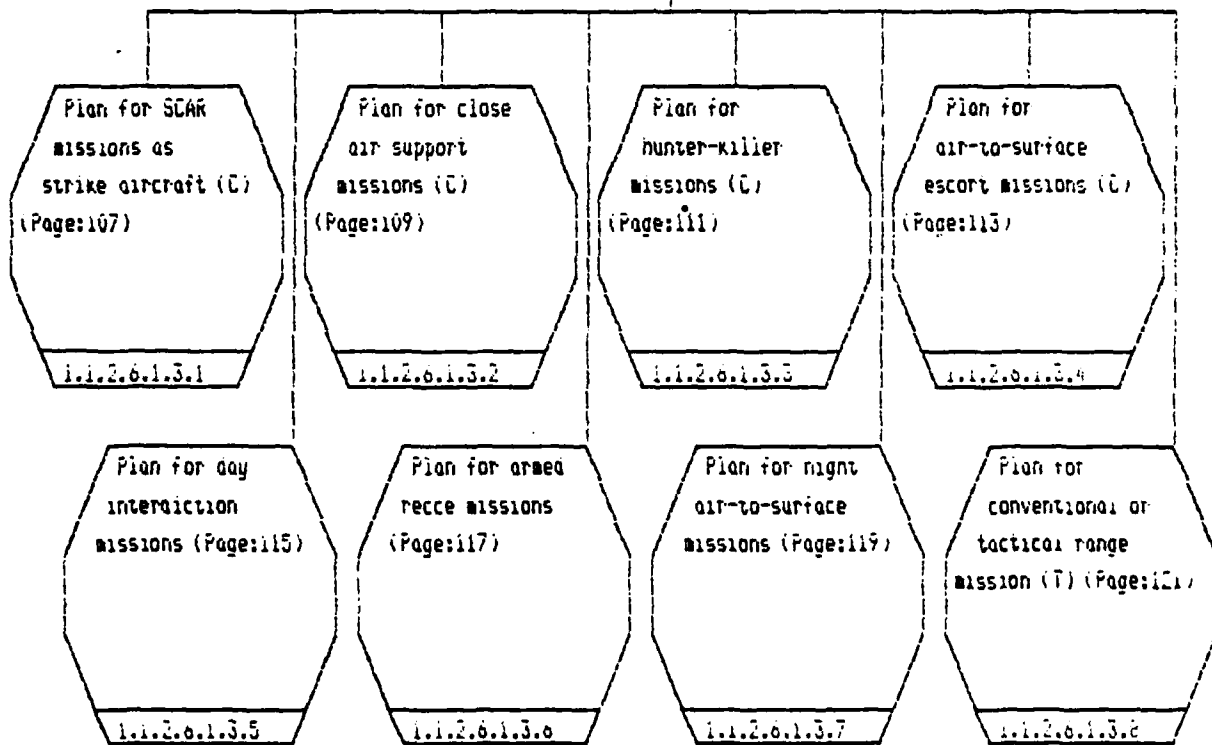
Given a mission
assignment and relevant
mission data, plan an
appropriate egress
profile (altitude,
airspeed, and heading)
from the immediate
target area in
accordance with IP
judgement
1.1.2.6.1.2.1

Name the considerations
most important for
planning an egress
profile from the
immediate target area
with no omissions.
1.1.2.6.1.2.2

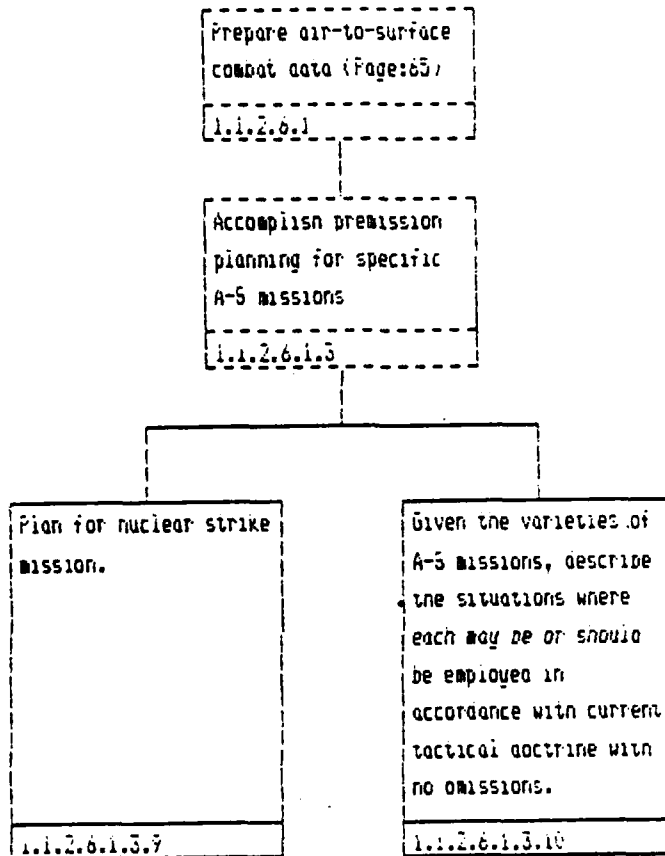
Continued on page: 106

Prepare air-to-surface
combat data (Page:65)
1.1.2.6.1

Accomplish premission
planning for specific
A-5 missions
1.1.2.6.1.3



Continued from page: 105



Accomplish premission
planning for specific
A-5 missions (Page:105)
1.1.2.6.1.3

Plan for SCAR missions
as strike aircraft (C)
1.1.2.6.1.3.1

Given a mission
assignment and
relevant mission
data, plan for a SCAR
mission as strike
aircraft in accordance
with current tactical
doctrine (Page:108)
1.1.2.6.1.3.1.1

Plan for SCAR missions
as strike aircraft (C)
(Page:107)
1.1.2.6.1.3.1

Given a mission
assignment and relevant
mission data, plan for
a SCAR mission as
strike aircraft in
accordance with current
tactical doctrine
1.1.2.6.1.3.1.1

State the tactical
considerations for
planning a SCAR mission
with no omissions
1.1.2.6.1.3.1.1.1

Accomplish premission
planning for specific
A-S missions (Page:105)
1.1.2.6.1.3

Plan for close air
support missions (C)
1.1.2.6.1.3.1

Given a mission
assignment and
relevant mission
data, plan for a close
air support mission in
accordance with current
tactical doctrine
(Page:110)
1.1.2.6.1.3.2.1

Plan for close air
support missions (C)
(Page:109)

1.1.2.6.1.3.2

Given a mission
assignment and relevant
mission data, plan for
a close air support
mission in accordance
with current tactical
doctrine

1.1.2.6.1.3.2.1

State the tactical
considerations for
planning a close air
support mission with no
omissions

1.1.2.6.1.3.2.1.1

Accomplish premission
planning for specific
A-5 missions (Page:105)
1.1.2.6.1.3

Plan for hunter-killer
missions (C)
1.1.2.6.1.3.3

Given a mission
assignment and
relevant mission
data, plan for a
hunter-killer mission
IAW current tactical
doctrine (Page:112)
1.1.2.6.1.3.3.1

Plan for hunter-killer
missions (C) (Page:111)
1.1.2.6.1.3.3

Given a mission
assignment and relevant
mission data, plan for
a hunter-killer mission
IAW current tactical
doctrine
1.1.2.6.1.3.3.1

State the tactical
considerations for
planning a
hunter-killer mission
with no omissions.
1.1.2.6.1.3.3.1.1

Accomplish premission
planning for specific
A-S missions (Page:105)
1.1.2.6.1.3

Plan for air-to-surface
escort missions (C)
1.1.2.6.1.3.4

Given a mission
assignment and
relevant mission
data, plan for an
air-to-surface escort
mission IAW current
tactical doctrine.
(Page:114)
1.1.2.6.1.3.4.1

Plan for air-to-surface
escort missions (C)
(Page:113)

1.1.2.6.1.3.4

Given a mission
assignment and relevant
mission data, plan for
an air-to-surface
escort mission IAW
current tactical
doctrine.

1.1.2.6.1.3.4.1

State the tactical
considerations for
planning air-to-surface
escort mission with no
omissions.

1.1.2.6.1.3.4.1.1

Accomplish premission
planning for specific
A-5 missions (Page:105)
1.1.2.6.1.3

Plan for day
interdiction missions
1.1.2.6.1.3.5

Given a mission
assignment and
relevant mission
data, plan for a day
interdiction mission
IAW current tactical
doctrine. (Page:116)
1.1.2.6.1.3.5.1

Plan for day
interdiction missions
(Page:115)
1.1.2.6.1.3.5

Given a mission
assignment and relevant
mission data, plan for
a day interdiction
mission IAW current
tactical doctrine.
1.1.2.6.1.3.5.i

State the tactical
considerations for
planning a day
interdiction mission
with no omissions.
1.1.2.6.1.3.5.1.1

Accomplish premission
planning for specific
A-5 missions (Page:105)
1.1.2.6.1.3

Plan for armed recce
missions
1.1.2.6.1.3.6

Given a mission
assignment and
relevant mission
data, plan for an armed
recce mission IAW
current tactical
doctrine (Page:118)
1.1.2.6.1.3.6.1

Plan for armed recce
missions (Page:117)

1.1.2.6.1.3.6

Given a mission
assignment and relevant
mission data, plan for
an armed recce mission
IAW current tactical
doctrine

1.1.2.6.1.3.6.1

State the tactical
considerations for
planning armed recce
mission with no
omissions.

1.1.2.6.1.3.6.1.1

Accomplish premission
planning for specific
A-S missions (Page:105)
1.1.2.6.1.3

Plan for night
air-to-surface missions
1.1.2.6.1.3.7

Given a mission
assignment and
relevant mission
data, plan for a night
air-to-surface mission
IAW current tactical
doctrine. (Page:120)
1.1.2.6.1.3.7.1

Plan for night
air-to-surface missions
(Page:119)
1.1.2.6.1.3.7

Given a mission
assignment and relevant
mission data, plan for
a night air-to-surface
mission IAW current
tactical doctrine.
1.1.2.6.1.3.7.1

State the tactical
considerations for
planning a night
air-to-surface mission
with no omissions.
1.1.2.6.1.3.7.1.1

Accomplish premission
planning for specific
A-5 missions (Page:105)
1.1.2.6.1.3

Plan for conventional
or tactical range
mission (T)
1.1.2.6.1.3.8

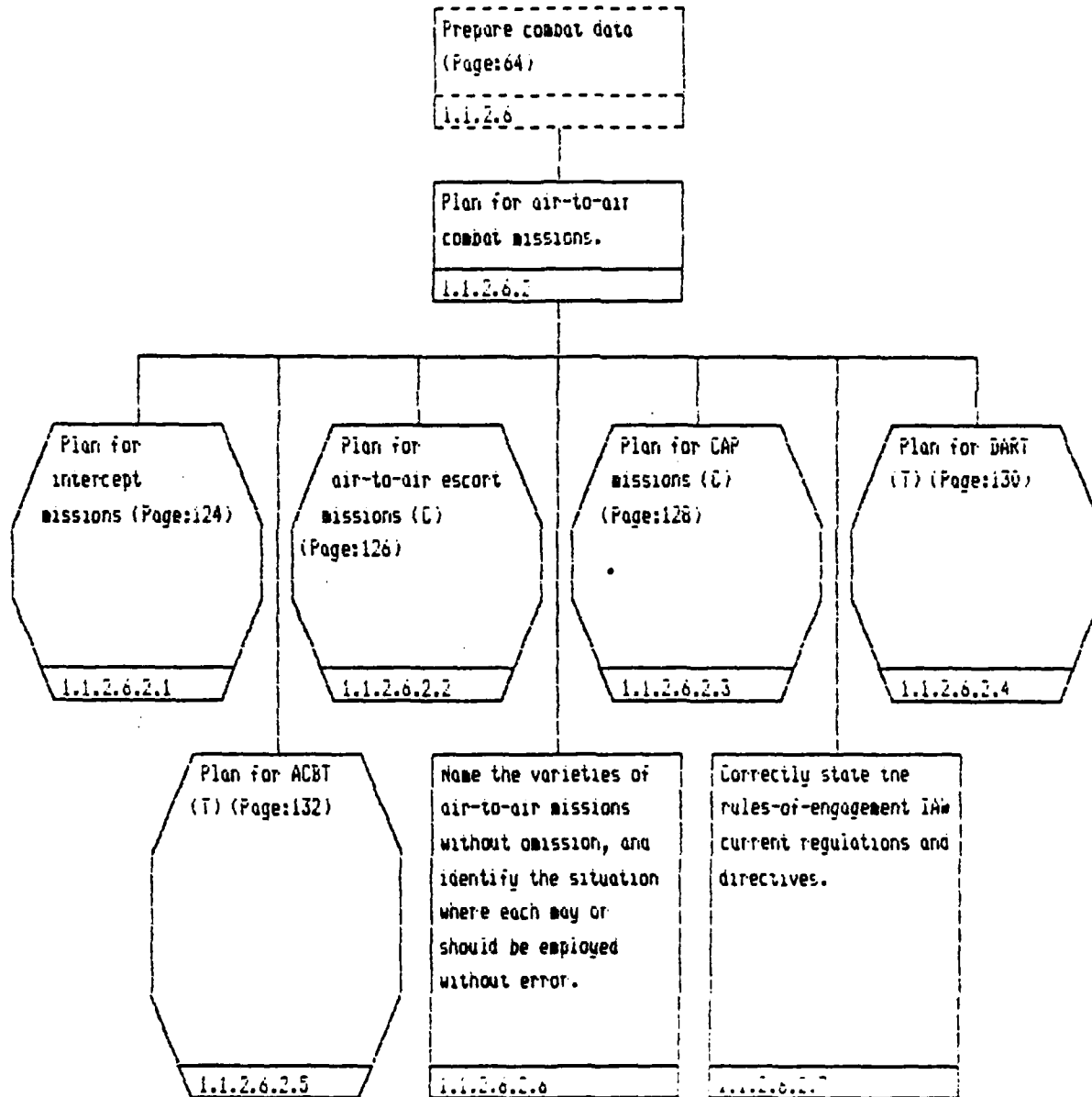
Given a mission
assignment and
relevant mission
data, plan for a
conventional or
tactical range mission
IAW current tactical
doctrine and training
restrictions
(Page:122)
1.1.2.6.1.3.8.1

Given a mission
assignment and relevant
mission data, plan for
a conventional range
mission IAW current
training restrictions.
1.1.2.6.1.3.8.2

Plan for conventional
or tactical range
mission (T) (Page:121)
1.1.2.6.1.3.8

Given a mission
assignment and relevant
mission data, plan for
a conventional or
tactical range mission
IAW current tactical
doctrine and training
restrictions
1.1.2.6.1.3.8.1

State the tactical
considerations for
planning a conventional
or tactical range
mission with no
omissions.
1.1.2.6.1.3.8.1.1



Plan for air-to-air
combat missions.
(Page:123)
1.1.2.6.2

Plan for intercept
missions
1.1.2.6.2.1

Given a
mission
assignment and
relevant mission data,
plan for an intercept
mission IAW current
doctrine and
regulations. (Page:125)
1.1.2.6.2.1.1

Plan for intercept
missions (Page:124)

1.1.2.6.2.1

Given a mission
assignment and relevant
mission data, plan for
an intercept mission
IAW current doctrine
and regulations.

1.1.2.6.2.1.i

State the primary
principles in planning
an intercept mission
IAW the Phase manual
with no omissions

1.1.2.6.2.1.1.1

Plan for air-to-air
combat missions.
(Page:123)
1.1.2.6.2

Plan for air-to-air
escort missions (C).
1.1.2.6.2.2

Given a mission
assignment and
releivant mission
data plan for an
air-to-air escort
mission. (Page:127)
1.1.2.6.2.2.1

Plan for air-to-air
escort missions (C)
(Page:126)
1.1.2.6.2.2

Given a mission
assignment and relevant
mission data plan for
an air-to-air escort
mission.
1.1.2.6.2.2.1

State the primary
principles in planning
an air-to-air escort
mission with no
omissions.
1.1.2.6.2.2.1.1

Plan for air-to-air
combat missions.
(Page:123)
1.1.2.6.2

Plan for CAP missions
(C)
1.1.2.6.2.3

Given a mission
assignment and
relevant mission
data, plan for a CAP
mission. (Page:129)
1.1.2.6.2.3.1

Plan for CAP missions
(C) (Page:128)
1.1.2.6.2.3

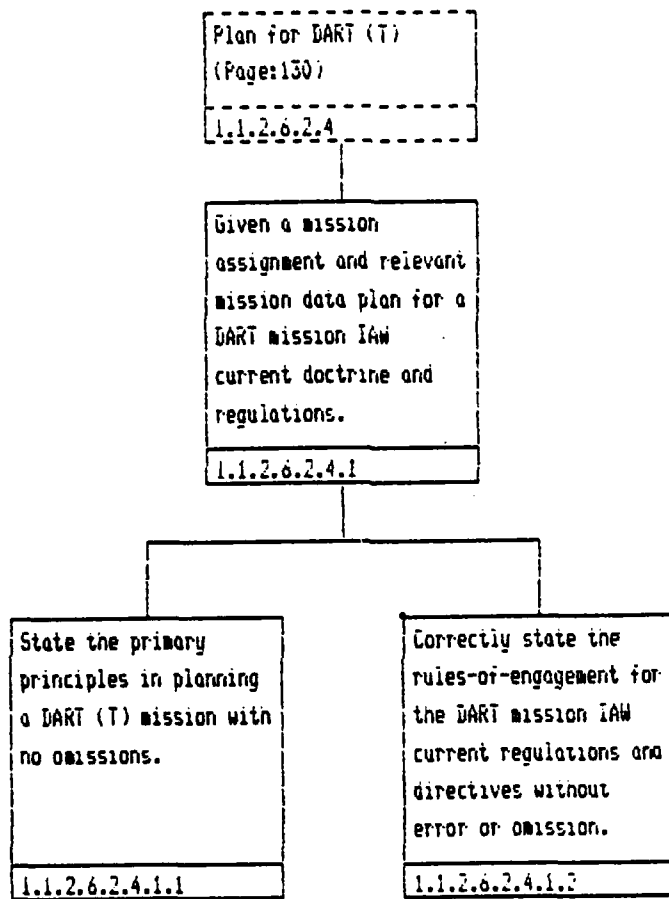
Given a mission
assignment and relevant
mission data, plan for
a CAP mission.
1.1.2.6.2.3.1

State the primary
principles in planning
a CAP mission with no
omissions.
1.1.2.6.2.3.1.1

Plan for air-to-air
combat missions.
(Page:123)
1.1.2.6.2

Plan for DART (T)
1.1.2.6.2.4

Given a mission
assignment and
relevant mission
data plan for a IART
mission IAW current
doctrine and
regulations. (Page:131)
1.1.2.6.2.4.1



Plan for air-to-air
combat missions.
(Page:123)
1.1.2.6.2

Plan for ACBT (T)
1.1.2.6.2.5

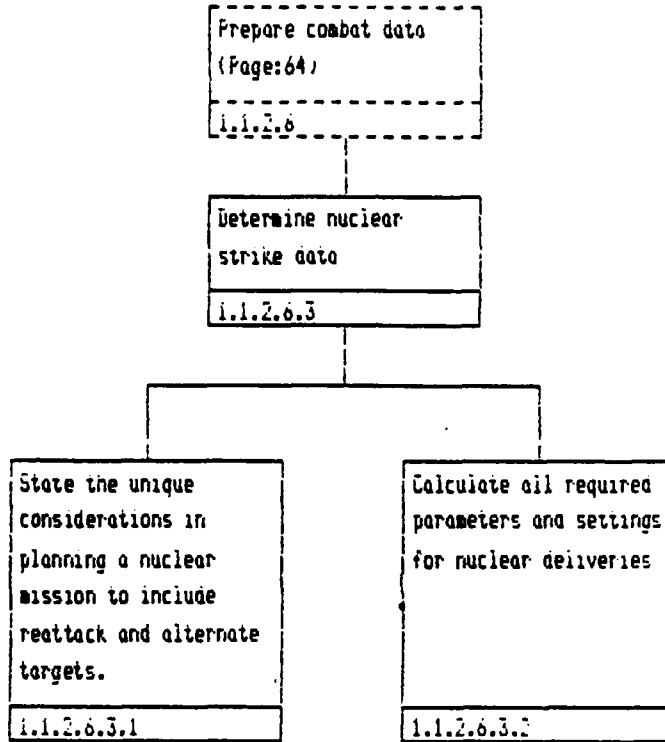
Given a mission
assignment and
relevant mission
data, plan for an ACBT
mission IAW current
doctrine and
regulations. (Page:133)
1.1.2.6.2.5.1

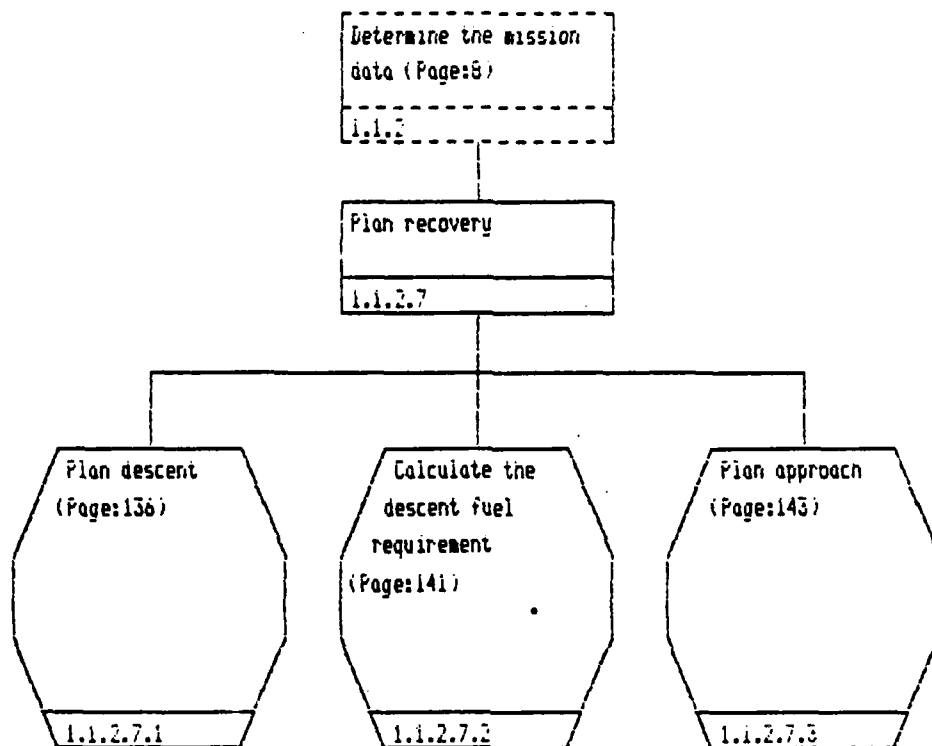
Plan for ACBT (T)
(Page:132)
1.1.2.6.2.5

Given a mission assignment and relevant mission data, plan for an ACBT mission IAW current doctrine and regulations.
1.1.2.6.2.5.1

State the primary principles in planning an ACBT (T) mission with no omissions.
1.1.2.6.2.5.1.1

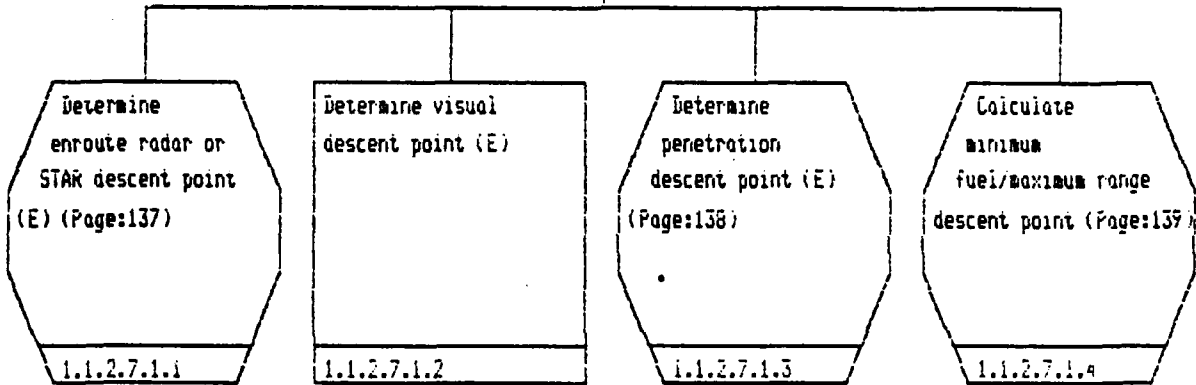
Correctly state the rules-of-engagement for ACBT missions IAW current regulations and directives without errors or omissions
1.1.2.6.2.5.1.2





Plan recovery (Page:135)
i.1.2.7

Plan descent
i.1.2.7.1



Plan descent (Page:136)

1.1.2.7.1

Determine enroute radar
or STAR descent point
(E)

1.1.2.7.1.1

Given a mission
assignment and relevant
mission information,
determine enroute radar
or STAR descent point
(E)

1.1.2.7.1.1.1

Plan descent (Page:136)
1.1.2.7.1

Determine penetration
descent point (E)
1.1.2.7.1.3

Given a mission
assignment and relevant
mission information,
determine penetration
point (E) without error
1.1.2.7.1.3.1

Plan descent (Page:136)
1.1.2.7.1

Calculate minimum
fuel/maximum range
descent point
1.1.2.7.1.4

Given a mission
assignment and
relevant mission
information, calculate
the minimum
fuel/maximum range
descent point within
± 10 percent.
(Page:140)
1.1.2.7.1.4.1

Calculate minimum
fuel/maximum range
descent point (Pages:139)

1.1.2.7.1.4

Given a mission
assignment and relevant
mission information,
calculate the minimum
fuel/maximum range
descent point within
+/- 10 percent.

1.1.2.7.1.4.1

Describe the procedure
for calculating the
minimum fuel/maximum
range descent point
with no omissions.

1.1.2.7.1.4.1.1

Plan recovery (Page:135)
1.1.2.7

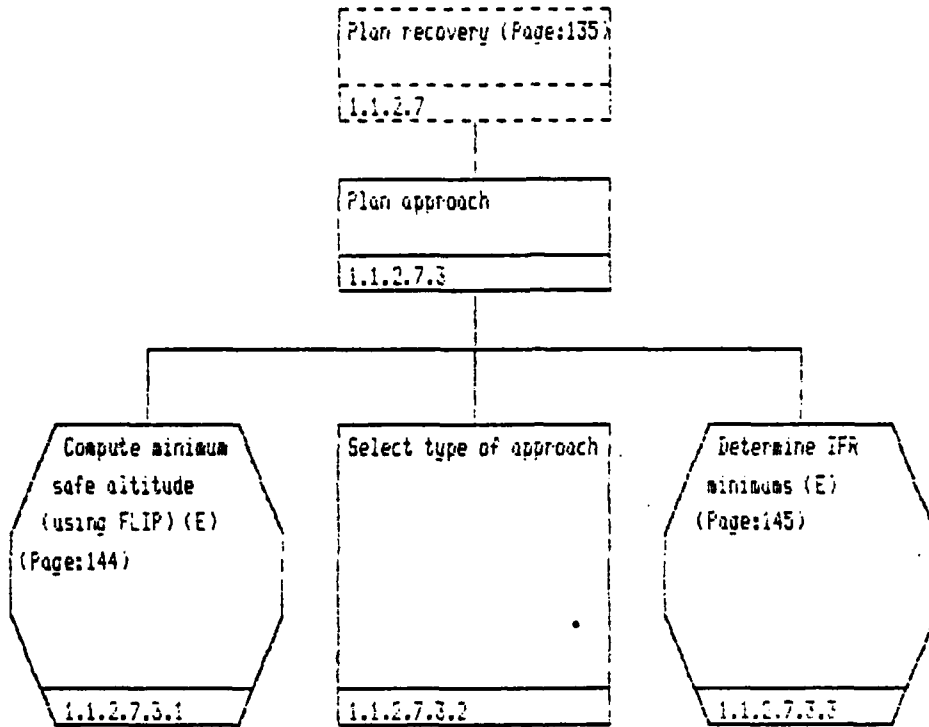
Calculate the descent
fuel requirement
1.1.2.7.2

Given a mission
assignment and
relevant mission
information, calculate
the descent fuel *
requirement within +/-
10 percent. (Page:142)
1.1.2.7.2.1

Calculate the descent
fuel requirement
(Page:141)
1.1.2.7.2

Given a mission
assignment and relevant
mission information,
calculate the descent
fuel requirement within
± 10 percent.
1.1.2.7.2.1

Describe the procedure
for calculating descent
fuel with no omissions.
1.1.2.7.2.1.1



Plan approach (Page:143)

1.1.2.7.3

Compute minimum safe
altitude (using FLIP)
(E)

1.1.2.7.3.1

Given a mission
assignment and relevant
mission information,
compute minimum safe
altitude (using FLIP)
(E) without error.

1.1.2.7.3.1.1

Plan approach (Page:143)

1.1.2.7.3

Determine IFR minimums
(E)

1.1.2.7.3.3

Given an approach
plate, IFR supplement,
and aircraft category
code, determine IFR
minimums (E) for each
type approach without
error.

1.1.2.7.3.3.1

Determine the mission
data (Page:8)

1.1.2

Compute landing data
for primary and
alternate airfields

1.1.2.8

Given a mission
assignment and
relevant mission
information, compute
landing data for
primary and alternate
airfields. (Page:147)

1.1.2.8.1

Compute landing data
for primary and
alternate airfields
(Page:146)

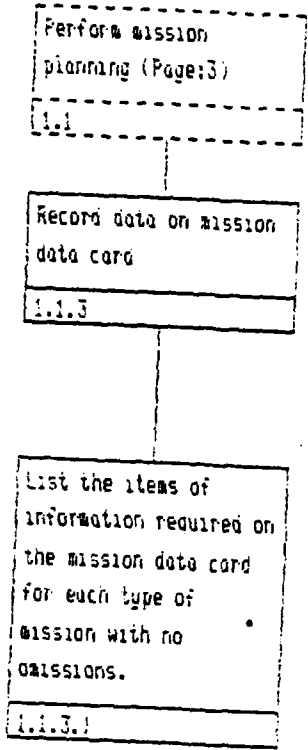
1.1.2.8

Given a mission
assignment and relevant
mission information.
compute landing data
for primary and
alternate airfields.

1.1.2.8.1

Describe the procedure
for computing landing
data with no omissions.

1.1.2.8.1.1



Perform mission
planning (Page:3)
1.1

Perform mission
briefing (flight lead)
1.1.5

Given a mission
assignment and
relevant mission
information, brief the
mission (IP judgement).
(Page:150)
1.1.5.1

Perform mission
briefing (flight lead)
(Page:149)
1.1.5

Given a mission
assignment and relevant
mission information,
brief the mission (IF
judgement).
1.1.5.1

Describe the procedure
for planning a mission
briefing and name the
considerations of most
importance, with no
omissions.
1.1.5.1.1

1.2 Perform takeoff procedures [Hands-on]

1.2.1 Perform normal takeoff procedures [Hands-on]

1.2.1.1 Prepare/check personal equipment [Hands-on]

1.2.1.1.1 Given personal equipment, identify unacceptable conditions and determine appropriate action in accordance with regulations [Academic]

1.2.1.2 Perform preflight checks [Hands-on]

1.2.1.2.1 Check AFTO Form 781 (E) [Hands-on]

1.2.1.2.2 Perform exterior inspection-aircraft [Hands-on]

1.2.1.2.2.1 Match exterior A/C inspection checklist items with their associated notes, warnings, cautions, limits, tolerances and critical values without error. [Academic]

1.2.1.2.3 Perform exterior inspection-munitions (conventional) [Hands-on]

1.2.1.2.3.1 Inspect M61A1 gun [Hands-on]

1.2.1.2.3.1.1 Match gun checklist items with their associated notes, warnings, cautions, tolerances, limits, and critical values without error. [Academic]

1.2.1.2.3.2 Inspect chaff/flare dispenser [Hands-on]

1.2.1.2.3.2.1 Match chaff/flare dispenser checklist items with their associated notes, warnings, cautions, tolerances, limits, and critical values without error. [Academic]

1.2.1.2.3.3 Inspect suspension equipment [Hands-on]

1.2.1.2.3.3.1 Inspect wing and centerline pylons [Hands-on]

1.2.1.2.3.3.1.1 Match wing and centerline pylon checklist items with their associated notes, warnings, cautions, tolerances, limits, and critical values without error. [Academic]

1.2.1.2.3.3.2 Inspect BRU-31/A bomb rack unit [Hands-on]

1.2.1.2.3.3.2.1 Match BRU 31/A checklist items with their associated notes, warnings, cautions, tolerances, limits, and critical values without error. [Academic]

1.2.1.2.3.4 Inspect weapons [Hands-on]

1.2.1.2.3.4.1 Inspect AIM-9J missile and launcher [Hands-on]

1.2.1.2.3.4.1.1 Match AIM-9J missile and launcher checklist items with their associated notes, warnings, cautions, tolerances, limits, and critical values. [Academic]

1.2.1.2.3.4.2 Inspect AIM-9L missile and launcher [Hands-on]

1.2.1.2.3.4.2.1 Match AIM-9L missile and launcher checklist items with their associated notes, warnings, cautions, tolerances, limits, and critical values without error. [Academic]

1.2.1.2.3.4.3 Inspect MK 82 and MK 84 low drag general purpose bombs [Hands-on]

1.2.1.2.3.4.3.1 Match MK 82 and MK 84 LDGP bombs checklist items with their associated notes, warnings, cautions, tolerances, limits, and critical values without error. [Academic]

1.2.1.2.3.4.4 Inspect MK 82 (Snakeye I) and MK 36 high drag bombs (C) [Hands-on]

1.2.1.2.3.4.4.1 Match MK 82 and MK 36 HDGP bombs checklist items with their associated notes, warnings, cautions, tolerances, limits, and critical values without error. [Academic]

1.2.1.2.3.4.5 Inspect GBU-8/B EO guided bomb (C) [Hands-on]

1.2.1.2.3.4.5.1 Match GBU-8/B checklist items with their associated notes, warnings, cautions, tolerances, limits, and critical values without error [Academic]

1.2.1.2.3.4.6 Inspect GBU-10/B, GBU-10A/B laser guided bombs (C) [Hands-on]

1.2.1.2.3.4.6.1 Match GBU-10/B, GBU-10A/B checklist items with their associated notes, warnings, cautions, tolerances, limits, and critical values without error. [Academic]

1.2.1.2.3.4.7 Inspect CBU-58/B and CBU-71/B dispensers and bombs (C) [Hands-on]

1.2.1.2.3.4.7.1 Match CBU-58/B, and CBU-71/B checklist items with their associated notes, warnings, cautions, tolerances, limits and critical values without error [Academic]

1.2.1.2.3.4.8 Inspect MK 20 MOD 4 antitank cluster bomb (C) [Hands-on]

1.2.1.2.3.4.8.1 Match MK 20 MOD 4 checklist items with their associated notes, warnings, cautions, tolerances, limits, and critical values without error. [Academic]

1.2.1.2.3.4.9 Inspect BLU-27/B fire bomb (C) [Hands-on]

1.2.1.2.3.4.9.1 Match BLU-27/B checklist items with their associated notes, warnings, cautions, tolerances, limits, and critical values without error. [Academic]

1.2.1.2.3.4.10 Inspect SUU-25C/A flare dispenser [Hands-on]

1.2.1.2.3.4.10.1 Match SUU-25C/A checklist items with their associated notes, warnings, cautions, tolerances, limits, and critical values without error. [Academic]

1.2.1.2.3.4.11 Inspect LAU-3/A rocket launcher (C) [Hands-on]

1.2.1.2.3.4.11.1 Match LAU-3A checklist items with their associated notes, warnings, cautions, tolerances, limits, and critical values without error. [Academic]

1.2.1.2.3.4.12 Inspect AGM-65A,B air-to-ground guided missile (C) [Hands-on]

1.2.1.2.3.4.12.1 Match AGM-65A,B checklist items with their associated notes, warnings, cautions, tolerances, limits and critical values without error. [Academic]

1.2.1.2.3.4.13 Inspect SUU-208/A bomb and rocket training dispenser (T) [Hands-on]

1.2.1.2.3.4.13.1 Match SUU-208/A checklist items with their associated notes, warnings, cautions, tolerances, limits, and critical values without error. [Academic]

1.2.1.2.3.4.14 Inspect BDU-338/B practice bomb on BRU-31/A or TER-9A bomb rack (T) [Hands-on]

1.2.1.2.3.4.14.1 Match BDU-338/B checklist items with their associated notes, warnings, cautions, tolerances, limits, and critical values without error. [Academic]

1.2.1.2.3.5 Describe the procedure for performing exterior conventional munitions inspections using -34 checklist and name the considerations of most importance with no omissions. [Academic]

1.2.1.2.4 Inspect ACMI pod (T) [Hands-on]

1.2.1.2.5 Perform before entering cockpit checks [Hands-on]

1.2.1.2.5.1 Given a suitable hands-on trainer, perform before entering cockpit checks. [Academic]

1.2.1.2.5.1.1 Inspect ejection seat [Hands-on]

1.2.1.2.5.1.1.1 Match ejection seat inspection checklist items with their associated notes, warnings, cautions, tolerances, limits, and critical values without error. [Academic]

1.2.1.2.5.2 Configure switches in back seat for solo flight [Hands-on]

1.2.1.2.5.2.1 Match before entering cockpit checklist items with their associated notes, cautions, warnings, tolerances, limits, and/or critical values without error. [Academic]

1.2.1.2.5.3 Inspect chaff/flare programmer and control panel [Hands-on]

1.2.1.2.5.3.1 Match chaff/flare programmer and control checklist items with their associated notes, warnings, cautions, tolerances, limits, and critical values without error [Academic]

1.2.1.3 Perform cockpit ingress, including strap-in [Hands-on]

1.2.1.3.1 Describe the cockpit ingress procedure, including strap-in, with its associated notes, cautions, warnings, critical values, tolerances and limits. [Academic]

1.2.1.4 Perform cockpit interior check (power off) [Hands-on]

1.2.1.4.1 Match cockpit interior checklist items with their associated notes, cautions, warnings, tolerances, limits and critical values without error. [Academic]

1.2.1.4.2 Given a suitable hands-on trainer, perform cockpit interior check (power off) in a comm out environment in the correct order without omissions. [Academic]

1.2.1.5 Perform before starting engine check [Hands-on]

1.2.1.5.1 Match before starting engine checklist items with their associated notes, cautions, warnings, tolerances, limits and critical values without error; after cockpit check is complete--verify. [Academic]

1.2.1.5.2 Given a suitable hands-on trainer, perform before starting engine check in a cockpit environment in the correct order without omissions. [Academic]

1.2.1.6 Perform JFS/engine start [Hands-on]

1.2.1.6.1 Perform normal engine start [Hands-on]

1.2.1.6.1.1 Describe the steps in the procedure for normal engine start in correct order with the associated notes, cautions, warnings, critical values, tolerances and limits with no omissions. [Academic]

1.2.1.6.1.1.1 System workbook--engine system. [Academic]

1.2.1.6.1.1.1.1 Describe the engine system in the F-16A and F-16B aircraft. [Academic]

1.2.1.6.1.1.1.2 List with no omissions and describe without error the components and/or functions of the engine system, including as appropriate the sequence and modes of internal and external operation. [Academic]

1.2.1.6.1.1.1.3 Given a photograph or drawing of the aircraft cockpit, locate and describe the function and manipulation of each control that directly affects the engine system, without error. [Academic]

1.2.1.6.1.1.1.4 Given a photograph or drawing of the aircraft cockpit, locate and describe the interpretation of each indicator that monitors the engine system, without error. [Academic]

1.2.1.6.1.1.1.5 State the possible modes of engine system degradation, and describe their causes and consequences, without error. [Academic]

1.2.1.6.1.1.1.6 List with no omissions and describe without error any features of the engine system in the F-16B that differ or are in addition to those in the F-16A. [Academic]

1.2.1.6.1.2 Given a suitable hands-on trainer, perform normal (JFS) engine start. [Academic]

1.2.1.6.2 Identify and respond to premature JFS cutout [Hands-on]

1.2.1.6.2.1 Given indications occurring during JFS cutout, identify the specific problem without error. [Academic]

1.2.1.6.2.2 State the steps in the corrective procedure for premature JFS cutout in correct order with no omissions. [Academic]

1.2.1.6.2.3 Given a suitable hands-on trainer, identify and respond to premature JFS cutout. [Academic]

1.2.1.6.3 Identify and respond to engine failure to start [Hands-on]

1.2.1.6.3.1 Given indications occurring during engine failure to start, identify the specific problem without error. [Academic]

- 1.2.1.6.3.2 State the steps in the corrective procedure for engine failure to start in correct order with no omissions. [Academic]
- 1.2.1.6.3.3 Given a suitable hands-on trainer, identify and respond to engine failure to start. [Academic]
- 1.2.1.6.4 Identify and respond to hung start [Hands-on]
 - 1.2.1.6.4.1 Given indications occurring during hung start, identify the specific problem without error. [Academic]
 - 1.2.1.6.4.2 State the steps in the corrective procedure for hung start in correct order with no omissions. [Academic]
 - 1.2.1.6.4.3 Given a suitable hands-on trainer, identify and respond to hung start. [Academic]
- 1.2.1.6.5 Identify and respond to hot start [Hands-on]
 - 1.2.1.6.5.1 Given indications occurring during hot start, identify the specific problem without error. [Academic]
 - 1.2.1.6.5.2 State the steps in the corrective procedure for hot start in correct order without omissions. [Academic]
 - 1.2.1.6.5.3 Given a suitable hands-on trainer, identify and respond to hot start. [Academic]
- 1.2.1.6.6 Perform external power start [Hands-on]
 - 1.2.1.6.6.1 Describe the steps in the procedure for external power start in correct order with the associated notes, cautions, warnings, critical values, tolerances and limits with no omissions. [Academic]
 - 1.2.1.6.6.2 Given a suitable hands-on trainer, perform external power start. [Academic]
- 1.2.1.7 Perform after engine start checks [Hands-on]
 - 1.2.1.7.1 Perform FCS self-test [Hands-on]
 - 1.2.1.7.1.1 Given the FCS self-test checklist table and a set of cockpit indications, state correctly whether the test is proceeding normally. [Academic]
 - 1.2.1.7.1.2 State the associated notes, cautions, warnings, critical values, tolerances and limits for FCS self-test procedure with no omissions. [Academic]
 - 1.2.1.7.1.3 Given indication occurring during a FCS self-test, identify test failures without error. [Academic]
 - 1.2.1.7.1.4 State the corrective procedure to be used following FCS self-test failure without error. [Academic]
 - 1.2.1.7.1.5 Given a suitable hands-on trainer, perform FCS self-test. [Academic]
 - 1.2.1.7.2 Perform SMS setup [Hands-on]
 - 1.2.1.7.2.1 Perform SMS stores loading verification (SMS inventory) [Hands-on]

1.2.1.7.2.1.1 State the associated notes, cautions, warnings, critical values, tolerance and limits for SMS stores loading verification procedure with no omissions. [Academic]

1.2.1.7.2.1.2 Given SMS inventory data indicating an incorrect loading, select the procedure necessary to correct the loading without error. [Academic]

1.2.1.7.2.2 Perform SMS loading [Hands-on]

1.2.1.7.2.2.1 Perform CONV loading [Hands-on]

1.2.1.7.2.2.1.1 State the associated notes, cautions, warnings, critical values, tolerances, and limits for conventional loading procedure with no omissions. [Academic]

1.2.1.7.2.2.2 Perform RACK loading [Hands-on]

1.2.1.7.2.2.2.1 State the associated notes, cautions, warnings, critical values, tolerances, and limits for RACK loading procedure with no omissions. [Academic]

1.2.1.7.2.2.3 Perform PRGM loading [Hands-on]

1.2.1.7.2.2.3.1 State the associated notes, cautions, warnings, critical values, tolerances and limits for PRGM loading procedure with no omissions. [Academic]

1.2.1.7.2.3 Perform air-to-surface attack modification (profile munitions) [Hands-on]

1.2.1.7.2.3.1 Perform delivery mode modification [Hands-on]

1.2.1.7.2.3.1.1 Describe the steps in the procedure for delivery mode modification in correct order with the associated notes, cautions, warnings, critical values, tolerances and limits with no omissions. [Academic]

1.2.1.7.2.3.2 Perform release option modification [Hands-on]

1.2.1.7.2.3.2.1 Describe the steps in the procedure for release option modification in correct order with the associated notes, warnings, cautions, critical values, tolerances and limits with no omissions. [Academic]

1.2.1.7.2.3.3 Perform impact separation modification [Hands-on]

1.2.1.7.2.3.3.1 Describe the steps in the procedure for impact separation modification in correct order with the associated notes, cautions, warnings, critical values, tolerances and limits with no omissions. [Academic]

1.2.1.7.2.3.4 Perform arming option modification [Hands-on]

1.2.1.7.2.3.4.1 Describe the steps in the procedure for arming option modification in correct order with the associated notes, cautions, warnings, critical values, tolerances and limits with no omissions. [Academic]

1.2.1.7.2.3.5 Perform number of releases modification [Hands-on]

1.2.1.7.2.3.5.1 Describe the steps in the procedure for number of releases modification in correct order with the associated notes, cautions, warnings, critical values, tolerances and limits with no omissions. [Academic]

1.2.1.7.2.3.6 Perform preselection of weapon - air-to-surface mode [Hands-on]

1.2.1.7.2.3.6.1 Describe the steps in the procedure for preselection of weapon--air-to-surface mode--in correct order with the associated notes, cautions, warnings, critical values, tolerances and limits with no omissions. [Academic]

1.2.1.7.2.3.7 Describe the steps in the procedure for air-to-surface attack modification in correct order with no omissions. [Academic]

1.2.1.7.2.4 Given a suitable hands-on trainer, perform SMS setup. [Academic]

1.2.1.7.2.5 Describe the steps in SMS setup in correct order with no omissions. [Academic]

1.2.1.7.2.5.1 System Workbook--Stores management system [Academic]

1.2.1.7.2.5.1.1 Describe the stores management system in the F-16A and F-16B aircraft. [Academic]

1.2.1.7.2.5.1.2 List with no omissions and describe without error the components and/or functions of the stores management system, including as appropriate the sequence and modes of internal and external operation. [Academic]

1.2.1.7.2.5.1.3 Given a photograph or drawing of the aircraft cockpit, locate and describe the function and manipulation of each control that directly affects the stores management system, without error. [Academic]

1.2.1.7.2.5.1.4 Given a photograph or drawing of the aircraft cockpit, locate and describe the interpretation of each indicator that monitors the stores management system without error. [Academic]

1.2.1.7.2.5.1.5 State the possible modes of stores management system degradation, and describe their causes and consequences, without error. [Academic]

1.2.1.7.2.5.1.6 List with no omissions and describe without error any features of the stores management system in the F-16B that differ or are in addition to those in the F-16A [Academic]

1.2.1.7.3 Perform FCNP setup [Hands-on]

1.2.1.7.3.1 Perform normal INS (gyrocompass) alignment [Hands-on]

1.2.1.7.3.1.1 Enter present position on FCNP [Hands-on]

1.2.1.7.3.1.1.1 Describe the steps in the procedure for entering present position on FCNP in correct order with the associated notes, cautions, warnings, critical values, tolerances and limits with no omissions. [Academic]

1.2.1.7.3.1.2 Enter manual magnetic variation on FCNP [Hands-on]

1.2.1.7.3.1.2.1 Describe the steps in the procedure for entering manual variation on FCNP in correct order with the associated notes, cautions, warnings, critical values, tolerances and limits with no omissions. [Academic]

1.2.1.7.3.1.3 Monitor alignment status on FCNP [Hands-on]

1.2.1.7.3.1.3.1 Describe the steps in the procedure for monitoring alignment status on FCNP with the associated notes, cautions, warnings, critical values, tolerances and limits with no omissions. [Academic]

- 1.2.1.7.3.1.4 Match gyrocompass alignment (INS Preflight Procedures) checklist items with their associated notes, cautions, warnings, tolerances, limits and/or critical values without error in accordance with -34, -1. [Academic]
- 1.2.1.7.3.2 Given a suitable hands-on trainer, perform FCNP setup [Academic]
 - 1.2.1.7.3.2.1 Perform a stored heading alignment [Hands-on]
 - 1.2.1.7.3.2.1.1 Match stored heading alignment (INS preflight procedures) checklist items with their associated notes, cautions, warnings, tolerances, limits and/or critical values without error in accordance with -34, -1. [Academic]
- 1.2.1.7.3.3 Perform a Best Available True Heading (BATH) alignment [Hands-on]
 - 1.2.1.7.3.3.1 Match Best Available True Heading (BATH) alignment (INS preflight procedures) checklist items with their associated notes, cautions, warnings, tolerances, limits and/or critical values without error in accordance with -34, -1. [Academic]
- 1.2.1.7.3.4 Enter destination data [Hands-on]
 - 1.2.1.7.3.4.1 Enter destination coordinates [Hands-on]
 - 1.2.1.7.3.4.1.1 Describe the steps in the procedure for entering destination coordinates in correct order with no omissions. [Academic]
 - 1.2.1.7.3.4.2 Enter destination elevation [Hands-on]
 - 1.2.1.7.3.4.2.1 Describe the steps in the procedure for entering destination elevation in correct order with no omissions. [Academic]
 - 1.2.1.7.3.4.3 Enter offset aimpoint data [Hands-on]
 - 1.2.1.7.3.4.3.1 Describe the steps in the procedure for entering offset aimpoint data in correct order with no omissions. [Academic]
 - 1.2.1.7.3.4.4 Match Destination Data Entry FCNP checklist items with their associated notes, cautions, warnings, tolerances, limits and/or critical values without error in accordance with -34. [Academic]
- 1.2.1.7.3.5 Perform computer time select (C) [Hands-on]
 - 1.2.1.7.3.5.1 Describe the steps in the procedure for computer time select in correct order with the associated notes, cautions, warnings, critical values, tolerances and limits for computer time selection procedure with no omissions. [Academic]
- 1.2.1.7.3.6 Perform cursor zero [Hands-on]
 - 1.2.1.7.3.6.1 Match cursor zero (INS preflight procedures) checklist items with their associated notes, cautions, warnings, tolerances, limits and/or critical values without error in accordance with -1. [Academic]
- 1.2.1.7.3.7 Perform D-value altitude calibration [Hands-on]
 - 1.2.1.7.3.7.1 Match D-value altitude calibration (INS preflight procedures) checklist items with their associated notes, cautions, warnings, tolerances, limits and/or critical values without error in accordance with -1. [Academic]

1.2.1.7.3.8 Perform maintenance fault list (MFL) clearing [Hands-on]

1.2.1.7.3.8.1 Match Maintenance Fault List (MFL) clearing (INS preflight procedures) checklist items with their associated notes, cautions, warnings, tolerances, limits and/or critical values without error in accordance with -1. [Academic]

1.2.1.7.3.9 Enter beacon data using FCNP (C) [Hands-on]

1.2.1.7.3.9.1 Match Beacon Data Entry FCNP checklist items with their associated notes, cautions, warnings, tolerances, limits and/or critical values without error in accordance with -34. [Academic]

1.2.1.7.3.10 Enter TISL code using FCNP (C) [Hands-on]

1.2.1.7.3.10.1 Match TISL Data Entry FCNP checklist items with their associated notes, cautions, warnings, tolerances, limits and/or critical values without error in accordance with -34. [Academic]

1.2.1.7.3.11 Perform energy management setup [Hands-on]

1.2.1.7.3.11.1 Enter bingo fuel on FCNP [Hands-on]

1.2.1.7.3.11.1.1 Describe the steps in the procedure for entering BINGO fuel on FCNP in correct order with the associated notes, cautions, warnings, critical values, tolerances and limits with no omissions. [Academic]

1.2.1.7.3.11.2 Enter home steerpoint [Hands-on]

1.2.1.7.3.12 Check OFF [Hands-on]

1.2.1.7.3.12.1 Describe the steps in the procedure for checking OFF in correct order with the associated notes, cautions, warnings, critical values, tolerances and limits with no omissions. [Academic]

1.2.1.7.3.13 Perform PFL/MFL recording and INS shutdown [Hands-on]

1.2.1.7.3.13.1 Describe the procedures for PFL/MFL recording and INS shutdown [Academic]

1.2.1.7.3.14 Describe the steps in the procedure for FCNP setup in correct order with no omissions. [Academic]

1.2.1.7.4 Perform REU setup [Hands-on]

1.2.1.7.4.1 Describe the steps in the procedure for performing REU setup in correct order with the associated notes, cautions, warnings, critical values, tolerances and limits with no omissions. [Academic]

1.2.1.7.5 Perform HUD setup [Hands-on]

1.2.1.7.5.1 Match Head Up Display (Initial Power Up) Checklist items with their associated notes, cautions, warnings, tolerances, limits and/or critical values without error in accordance with -34. [Academic]

1.2.1.7.6 Perform threat warning system check [Hands-on]

1.2.1.7.6.1 Match Threat warning System checklist items with their associated notes, cautions, warnings, tolerances, limits and/or critical values without error in accordance with -34.

1.2.1.7.7 Perform ECM equipment checks (if applicable) [Hands-on]

1.2.1.7.7.1 Describe the steps in the procedure for performing ECM equipment checks in correct order with no omissions. [Academic]

1.2.1.7.8 Perform secure voice check (C) [Hands-on]

1.2.1.7.8.1 Describe the steps in the procedure for performing the secure voice check in correct order with no omissions. [Academic]

1.2.1.7.9 Perform BIT checks via FCNP [Hands-on]

1.2.1.7.9.1 State the correct procedure for initiating built-in test (BIT) sequences via the FCNP in accordance with the checklist and/or Avionics Manual. [Academic]

1.2.1.7.10 Given a suitable hands-on trainer, perform after engine start checks [Academic]

1.2.1.7.11 Match after engine start checklist items with their associated notes, cautions, warnings, tolerances, limits and critical values without error [Academic]

1.2.1.8 Perform before taxi checks [Hands-on]

1.2.1.8.1 Match before taxi checklist items with their associated notes, cautions, warnings, tolerances, limits and/or critical values without error in accordance with -1. [Academic]

1.2.1.9 Perform taxi [Hands-on]

1.2.1.9.1 Perform taxi checks [Hands-on]

1.2.1.9.1.1 Match taxi checklist items with their associated notes, cautions, warnings, limits and/or critical values without error in accordance with -1. [Academic]

1.2.1.9.2 Perform single-ship taxi [Hands-on]

1.2.1.9.2.1 Describe the steps in the procedure for single-ship taxi in correct order with the associated notes, cautions, warnings, critical values, tolerances and limits with no omissions. [Academic]

1.2.1.9.2.1.1 System workbook--brake system. [Academic]

1.2.1.9.2.1.1.1 Describe the brake system in the F-16A and F-16B aircraft. [Academic]

1.2.1.9.2.1.1.2 List with no omissions and describe without error the components and/or functions of the brake system, including as appropriate the sequence and modes of internal and external operation. [Academic]

1.2.1.9.2.1.1.3 Given a photograph or drawing of the aircraft cockpit, locate and describe the function and manipulation of each control that directly affects the brake system, without error. [Academic]

1.2.1.9.2.1.1.4 Given a photograph or drawing of the aircraft cockpit, locate and describe the interpretation of each indicator that monitors the brake system, without error. [Academic]

1.2.1.9.2.1.1.5 State the possible modes of brake system degradation, and describe their causes and consequences, without error. [Academic]

1.2.1.9.2.1.1.6 List with no omissions and describe without error any features of the brake system in the F-16B that differ or are in addition to those in the F-16A. [Academic]

1.2.1.9.2.1.2 System workbook--NWS system. [Academic]

1.2.1.9.2.1.2.1 Describe the NWS system in the F-16A and F-16B aircraft [Academic]

1.2.1.9.2.1.2.2 List with no omissions and describe without error the components and/or functions of the NWS system, including as appropriate the sequence and mode of internal and external operation. [Academic]

1.2.1.9.2.1.2.3 Given a photograph or drawing of the aircraft cockpit, locate and describe the function and manipulation of each control that directly affects the NWS system, without error. [Academic]

1.2.1.9.2.1.2.4 Given a photograph or drawing of the aircraft cockpit, locate and describe the interpretation of each indicator that monitors the NWS system without error. [Academic]

1.2.1.9.2.1.2.5 State the possible modes of NWS system degradation, and describe the causes and consequences, without error. [Academic]

1.2.1.9.2.1.2.6 List with no omissions and describe without error any features of the NWS system in the F-16B that differ or are in addition to those in the F-16A. [Academic]

1.2.1.9.3 Perform formation taxi [Hands-on]

1.2.1.9.3.1 Describe the procedures and techniques for formation taxi in the F-16. [Academic]

1.2.1.10 Accomplish maintenance arming procedures/maintenance checks [Hands-on]

1.2.1.10.1 Describe the steps in the procedure for accomplishing maintenance arming procedures/maintenance checks in correct order with the associated notes, cautions, warnings, critical values, tolerances and limits with no omissions. [Academic]

1.2.1.11 Perform before takeoff checks [Hands-on]

1.2.1.11.1 Match before takeoff checklist items with their associated notes, cautions, warnings, tolerances, limits and/or critical values without error in accordance with -1. [Academic]

1.2.1.12 Take active runway [Hands-on]

1.2.1.12.1 Take active runway as a single ship (E) [Hands-on]

1.2.1.12.2 Take active runway as a formation (E) [Hands-on]

1.2.1.13 Perform lineup checks [Hands-on]

1.2.1.13.1 Perform lineup checks for single ship takeoff [Hands-on]

1.2.1.13.1.1 Describe the steps in the procedure for performing single ship lineup checks with associated tolerances, limits, and critical values without error. [Academic]

1.2.1.13.2 Perform lineup for formation takeoff [Hands-on]

- 1.2.1.13.2.1 Describe the procedures and techniques for formation lineup in the F-16. [Academic]
- 1.2.2 Perform night ground operations [Hands-on]
- 1.2.3 Perform adverse weather pretakeoff procedures [Hands-on]
 - 1.2.3.1 State the special considerations for performing adverse weather pretakeoff procedures with no omissions. [Academic]
- 1.2.4 Perform scramble pretakeoff procedures (C) [Hands-on]
 - 1.2.4.1 Perform scramble preflight checks (cock aircraft for alert) (C) [Hands-on]
 - 1.2.4.1.1 Describe the steps in the procedure for performing a scramble preflight check in correct order with the associated notes, cautions, warnings, critical values, tolerances, and limits with no omissions. [Academic]
 - 1.2.4.2 Perform scramble launch (aircraft on alert) procedures (C) [Hands-on]
 - 1.2.4.2.1 Describe the steps in the procedure for performing scramble launch in correct order with the associated notes, cautions, warnings, critical values, tolerances, and limits with no omissions. [Academic]
 - 1.2.4.3 Perform scramble taxi (C) [Hands-on]
 - 1.2.4.3.1 Describe the steps in the procedure for performing scramble taxi in correct order with the associated notes, cautions, warnings, critical values, tolerances and limits with no omissions. [Academic]
 - 1.2.4.4 Given a suitable hands-on trainer, perform scramble pretakeoff procedures [Academic]
- 1.2.5 Perform nuclear strike/alert pretakeoff procedures (C) [Hands-on]
 - 1.2.5.1 Perform preflight procedures-nuclear (T or C for actual WPN) [Hands-on]
 - 1.2.5.1.1 Check AFTO Form 781 (nuclear) (T or C for actual WPN) [Hands-on]
 - 1.2.5.1.2 Perform exterior inspection-aircraft (nuclear) (see perform exterior inspection-a/c) (T or C for actual WPN) [Hands-on]
 - 1.2.5.1.3 Perform exterior inspection - munitions (nuclear) (T or C for actual WPN) [Hands-on]
 - 1.2.5.1.3.1 Inspect MAU-12 C/A rack (nuclear) (T or C for actual WPN) [Hands-on]
 - 1.2.5.1.3.1.1 Match MAU-12 C/A rack (nuclear) checklist items with their associated notes, cautions, warnings, tolerances, limits and /or critical values without error in accordance with -25. [Academic]
 - 1.2.5.1.3.2 Inspect weapons (nuclear) (T or C for actual WPN) [Hands-on]
 - 1.2.5.1.3.2.1 Inspect B43 bomb (nuclear) (T or C for actual WPN) [Hands-on]
 - 1.2.5.1.3.2.1.1 Match B43 bomb (nuclear) checklist items with their associated notes, cautions, warnings, tolerances, limits and/or critical values without error in accordance with -25. [Academic]

1.2.5.1.3.2.2 Inspect B57 bomb (nuclear) (T or C for actual WPN) [Hands-on]

1.2.5.1.3.2.2.1 Match B57 bomb (nuclear) checklist items with their associated notes, cautions, warnings, tolerances, limits and/or critical values without error in accordance with -25. [Academic]

1.2.5.1.3.2.3 Inspect B61 bomb (nuclear) (T or C for actual WPN) [Hands-on]

1.2.5.1.3.2.3.1 Match B61 bomb (nuclear) checklist items with their associated notes, cautions, warnings, tolerances, limits and/or critical values without error in accordance with -25. [Academic]

1.2.5.1.4 Perform interior inspection (power off) - nuclear (T or C for actual WPN) [Hands-on]

1.2.5.1.4.1 Match interior inspection (power off)--nuclear checklist items with their associated notes, cautions, warnings, tolerances, limits and/or critical values without error in accordance with -25. [Academic]

1.2.5.1.5 Perform interior inspection (power on) - nuclear (T or C for actual WPN) [Hands-on]

1.2.5.1.5.1 Perform NUCSMS loading [Hands-on]

1.2.5.1.5.1.1 Describe the steps in the procedure for performing NUC loading with the associated notes, cautions, warnings, critical values, tolerances, and limits with no omissions. [Academic]

1.2.5.1.5.1.2 Given a suitable hands-on trainer, perform NUC loading. [Academic]

1.2.5.1.5.2 Match interior inspection (power on)--nuclear checklist items with their associated notes, cautions, warnings, tolerances, limits and/or critical values without error in accordance with -25. [Academic]

1.2.5.2 Perform ground alert procedures (nuclear) (C) [Hands-on]

1.2.5.2.1 Describe the procedure for performing ground alert procedures (NUC) and name the considerations of most importance with no omissions. [Academic]

1.2.5.3 Perform launch procedures (nuclear) (C) [Hands-on]

1.2.5.4 Given a suitable hands-on trainer, perform nuclear strike/alert pretakeoff procedures. [Academic]

1.2.6 Perform pretakeoff emergency procedures [Hands-on]

1.2.6.1 Perform engine-starting emergency procedures [Hands-on]

1.2.6.1.1 Accomplish emergency engine shutdown on ground [Hands-on]

1.2.6.1.1.1 Describe the steps in the procedure for emergency engine shutdown on ground in correct order with no omissions. [Academic]

1.2.6.1.2 Respond to JFS malfunction (no JFS RUN light) [Hands-on]

1.2.6.1.2.1 Given indications occurring during JFS malfunction (no JFS RUN light), identify the specific problem and state the correct response without error. [Academic]

1.2.6.1.2.2 State the steps in the corrective procedure for the 'No JFS RUN light' malfunction without error. [Academic]

1.2.6.1.3 Respond to JFS RUN light not going out [Hands-on]

1.2.6.1.3.1 Given indications occurring during JFS RUN light not going out, identify the specific problem without error. [Academic]

1.2.6.1.3.2 State the steps in the corrective procedure for the JFS RUN light not going out without error. [Academic]

1.2.6.1.4 Identify and respond to engine start overtemp [Hands-on]

1.2.6.1.4.1 Given indications occurring during engine start overtemp, identify the specific problem without error. [Academic]

1.2.6.1.4.2 State the steps in the corrective procedure for the engine start overtemp malfunction without error. [Academic]

1.2.6.1.5 Identify and respond to engine/JFS fire/overheat on start [Hands-on]

1.2.6.1.5.1 Given indications occurring during engine/JFS fire/overheat on start, identify the specific problem without error. [Academic]

1.2.6.1.5.2 State the steps in the corrective procedure for the engine/JFS fire/overheat on start without error. [Academic]

1.2.6.1.6 State the possible modes of engine system degradation, and describe their causes and consequences, without error. [Academic]

1.2.6.1.7 List with no omissions and describe without error any features of the engine system in the F-16B that differ or are in addition to those in the F-16A. [Academic]

1.2.6.2 Perform ground emergency procedures [Hands-on]

1.2.6.2.1 Perform emergency ground egress [Hands-on]

1.2.6.2.1.1 Describe the steps in the procedure for emergency ground egress in correct order with no omissions. [Academic]

1.2.6.2.1.1.1 Systems workbook--escape system [Academic]

1.2.6.2.1.1.1.1 Describe the escape system in the F-16A and F-16B aircraft. [Academic]

1.2.6.2.1.1.1.2 List with no omissions and describe without error the components and/or functions of the escape system, including as appropriate the sequence and modes of internal and external operation. [Academic]

1.2.6.2.1.1.1.3 Given a photograph or drawing of the aircraft cockpit, locate and describe the function and manipulation of each control that directly affects the escape system without error. [Academic]

1.2.6.2.1.1.1.4 Given a drawing or photograph of the aircraft cockpit, locate and describe the interpretation of each indicator that monitors the escape system without error. [Academic]

1.2.6.2.1.1.1.5 State the possible modes of escape system degradation, and describe their causes and consequences without error. [Academic]

1.2.6.2.1.1.6 List with no omissions and describe without error any features of the escape system in the F-16B that differ or are in addition to those in the F-16A. [Academic]

1.2.6.2.1.2 Given a suitable hands-on trainer, perform emergency ground egress. [Academic]

1.2.6.2.2 Perform emergency ground entrance (D) [Hands-on]

1.2.6.2.2.1 Describe the steps in the procedure for emergency ground entrance in correct order with no omission. [Academic]

1.2.6.2.3 Perform emergency ground jettison [Hands-on]

1.2.6.2.3.1 Describe the steps in the procedure for emergency ground jettison in correct order with no omissions. [Academic]

1.2.6.2.4 Identify and respond to brake failure while taxiing [Hands-on]

1.2.6.2.4.1 Given indications occurring during brake failure while taxiing, identify the specific problem and state the correct response without error. [Academic]

1.2.6.2.4.1.1 Systems workbook - wheel brake system [Academic]

1.2.6.2.4.1.1.1 Describe the wheel brake system in the F-16A and F-16B aircraft. [Academic]

1.2.6.2.4.1.1.2 List with no omissions and describe without error the components and/or functions of the wheel brake system, including as appropriate the sequence and modes of internal and external operations. [Academic]

1.2.6.2.4.1.1.3 Given a photograph or drawing of the aircraft cockpit, locate and describe the function of each control that directly affects the wheel brake system, without error. [Academic]

1.2.6.2.4.1.1.4 Given a photograph or drawing of the aircraft cockpit, locate and describe the interpretation of each indicator that monitors the wheel brake system without error. [Academic]

1.2.6.2.4.1.1.5 State the possible modes of wheel brake system degradation, and describe their causes and consequences without error. [Academic]

1.2.6.2.4.1.1.6 List with no omissions and describe without error any features of the wheel brake system in the F-16B that differ or are in addition to those in the F-16A. [Academic]

1.2.6.2.4.2 State the steps in the corrective procedure for brake failure while taxiing without error. [Academic]

1.2.6.2.5 Identify and respond to nosewheel steering failure [Hands-on]

1.2.6.2.5.1 Given indications occurring during nosewheel steering failure, identify the specific problem and state the correct response without error. [Academic]

1.2.6.2.5.1.1 Systems workbook--nosewheel steering system [Academic]

1.2.6.2.5.1.1.1 Describe the nosewheel steering system in the F-16A and F-16B aircraft. [Academic]

1.2.6.2.5.1.1.2 List with no omissions and describe without error the components and/or functions of the nosewheel steering system, including as appropriate the sequence and modes of internal and external operation. [Academic]

1.2.6.2.5.1.1.3 Given a photograph or drawing of the aircraft cockpit, locate and describe the function and manipulation of each control that directly affects the nosewheel steering system without error. [Academic]

1.2.6.2.5.1.1.4 Given a photograph or drawing of the aircraft cockpit, locate and describe the interpretation of each indicator that monitors the nosewheel steering system without error. [Academic]

1.2.6.2.5.1.1.5 State the possible modes of nosewheel steering system degradation, and describe their causes and consequences without error. [Academic]

1.2.6.2.6 Identify and respond to electrical malfunction on ground [Hands-on]

1.2.6.2.6.1 State the possible modes of electrical power system degradation, and describe their causes and consequences, without error. [Academic]

1.2.6.2.6.1.1 List with no omissions and describe without error any feature of the electrical power system in the F-16B that differ or are in addition to those of the F-16A. [Academic]

1.2.6.2.6.2 State the steps in the corrective procedure for electrical malfunction on ground without error. [Academic]

1.2.6.2.7 Identify and respond to hydraulic system failure on ground [Hands-on]

1.2.6.2.7.1 Given indications occurring during hydraulic system failure on ground, identify the specific problem and state the correct response without error. [Academic]

1.2.6.2.7.1.1 System workbook--hydraulic power system [Academic]

1.2.6.2.7.1.1.1 Describe the hydraulic power system in the F-16A and F-16B aircraft. [Academic]

1.2.6.2.7.1.1.2 List with no omissions and describe without error the components and/or functions of the hydraulic power system, including as appropriate the sequence and modes of internal and external operation. [Academic]

1.2.6.2.7.1.1.3 Given a photograph or drawing of the aircraft cockpit, locate and describe the function and manipulation of each control that directly affects the hydraulic power system without error. [Academic]

1.2.6.2.7.1.1.4 Given a photograph or drawing of the aircraft cockpit, locate and describe the interpretation of each indicator that monitors the hydraulic power system without error. [Academic]

1.2.6.2.7.1.1.5 State the possible modes of hydraulic power system degradation, and describe their causes and consequences without error. [Academic]

1.2.6.2.7.1.1.6 List with no omissions and describe without error any features of the hydraulic power system in the F-16B that differ or are in addition to the F-16A. [Academic]

1.2.6.2.7.2 State the steps in the corrective procedure for hydraulic system failure on ground without error. [Academic]

1.2 PRETAKEOFF PROCEDURES
CRITERION-REFERENCED OBJECTIVES

Tasks Without CROs

1.2.1.2
1.2.1.2.1
1.2.1.2.3
1.2.1.2.3.3
1.2.1.2.3.4
1.2.1.2.4
1.2.1.6
1.2.1.7.2
1.2.1.7.2.2
1.2.1.7.2.2.1
1.2.1.7.3
1.2.1.7.3.1
1.2.7.3.4
1.2.1.7.3.13
1.2.1.7.7
1.2.1.7.8
1.2.1.7.9
1.2.1.9
1.2.1.12
1.2.1.12.1
1.2.1.13.1

1.2.5.1
1.2.5.1.1
1.2.5.1.2
1.2.5.1.3
1.2.5.1.3.2
1.2.6.1
1.2.6.2
1.2.6.2.2

TASK NO.: 1.2.1.1

BEHAVIOR: Prepare/check personal equipment

CONDITION:

Agency: Life support

Information source for: Required personal equipment

Manuals and pubs: None

Information source for: N/A

Activity: Perform normal pretakeoff procedures

External environment: N/A

Aids: Life support oxygen mask leak/helmet comm tester

Product of previous task: Determine mission related personal support equipment

Initiation cues: Prior to building departure for flight

Systems presenting cues: None

STANDARD:

Authority: TACR 501-1

Performance precision: Accurately IAW procedure

Computational accuracy: N/A

TASK NO.: 1.2.1.2.2

BEHAVIOR: Perform exterior inspection - aircraft

CONDITION:

Agency: None

Information source for: N/A

Manuals and pubs: -1 Checklist

Information source for: Exterior inspection procedures

Activity: Perform preflight checks

External environment: N/A

Aids: None

Product of previous task: None

Initiation cues: Upon arriving at assigned aircraft

Systems presenting cues: None

STANDARD:

Authority: -1 checklist

Performance precision: Accurately IAW checklist

Computational accuracy: N/A

TASK NO.: 1.2.1.2.3

BEHAVIOR: Perform exterior inspection - munitions (conventional)

CONDITION:

Agency:

Information source for:

Manuals and pubs:

Information source for:

Activity:

External environment:

Aids:

Product of previous task:

Initiation cues:

Systems presenting cues:

STANDARD:

Authority:

Performance precision:

Computational accuracy:

TASK NO.: 1.2.1.2.3.1

BEHAVIOR: Inspect M61A1 gun

CONDITION:

Agency: None

Information source for: N/A

Manuals and pubs: -34 checklist

Information source for: Procedures

Activity: Perform exterior inspection - munitions

External environment: N/A

Aids: None

Product of previous task: None

Initiation cues: Upon completion of or simultaneously with exterior aircraft inspection

Systems presenting cues: None

STANDARD:

Authority: -34 checklist

Performance precision: Accurately IAW checklist

Computational accuracy: N/A

TASK NO.: 1.2.1.2.3.2

BEHAVIOR: Inspect chaff/flare dispenser

CONDITION:

Agency: None

Information source for: N/A

Manuals and pubs: -34 checklist

Information source for: Procedures

Activity: Perform exterior inspection - munitions

External environment: N/A

Aids: None

Product of previous task: None

Initiation cues: Upon completion of or simultaneously with exterior aircraft inspection

Systems presenting cues: None

STANDARD:

Authority: -34 checklist

Performance precision: Accurately IAW checklist

Computational accuracy: N/A

TASK NO.: 1.2.1.2.3.3.1

BEHAVIOR: Inspect wing and centerline pylons

CONDITION:

Agency: None

Information source for: N/A

Manuals and pubs: -34 checklist

Information source for: Procedures

Activity: Inspect suspension equipment

External environment: N/A

Aids: None

Product of previous task: None

Initiation cues: Upon completion of or simultaneously with exterior aircraft inspection

Systems presenting cues: None

STANDARD:

Authority: -34

Performance precision: Accurately IAW checklist

Computational accuracy: N/A

TASK NO.: 1.2.1.2.3.3.2

BEHAVIOR: Inspect ERU-31/A bomb rack unit

CONDITION:

Agency: None

Information source for: N/A

Manuals and pubs: -34 checklist

Information source for: Procedures

Activity: Inspect suspension equipment

External environment: N/A

Aids: None

Product of previous task: None

Initiation cues: Upon completion of or simultaneously with exterior aircraft inspection

Systems presenting cues: None

STANDARD:

Authority: -34, -25

Performance precision: Accurately IAW checklist

Computational accuracy: N/A

TASK NO.: 1.2.1.2.3.4.1

BEHAVIOR: Inspect AIM-9J missile and launcher

CONDITION:

Agency: None

Information source for: N/A

Manuals and pubs: -34 checklist

Information source for: Procedures

Activity: Inspect weapons

External environment: N/A

Aids: None

Product of previous task: None

Initiation cues: Upon completion of or simultaneously with exterior aircraft inspection

Systems presenting cues: None

STANDARD:

Authority: -34 checklist

Performance precision: Accurately IAW checklist

Computational accuracy: N/A

TASK NO.: 1.2.1.2.3.4.2

BEHAVIOR: Inspect AIM-9L missile and launcher

CONDITION:

Agency: None

Information source for: N/A

Manuals and pubs: -34 checklist

Information source for: Procedures

Activity: Inspect weapons

External environment: N/A

Aids: None

Product of previous task: None

Initiation cues: Upon completion of or simultaneously with exterior aircraft inspection

Systems presenting cues: None

STANDARD:

Authority: -34 checklist

Performance precision: Accurately IAW checklist

Computational accuracy: N/A

TASK NO.: 1.2.1.2.3.4.3

BEHAVIOR: Inspect MK 82 and MK 84 low drag general purpose bombs

CONDITION:

Agency: None

Information source for: N/A

Manuals and pubs: -34 checklist

Information source for: Procedures

Activity: Inspect weapons

External environment: N/A

Aids: None

Product of previous task: None

Initiation cues: Upon completion of or simultaneously with exterior aircraft inspection

Systems presenting cues: None

STANDARD:

Authority: -34 checklist

Performance precision: Accurately IAW checklist

Computational accuracy: N/A

TASK NO.: 1.2.1.2.3.4.4

BEHAVIOR: Inspect MK 82 (Snakeye I) and MK 36 high drag bombs

CONDITION:

Agency: None

Information source for: N/A

Manuals and pubs: -34 checklist

Information source for: Procedures

Activity: Inspect weapons

External environment: N/A

Aids: None

Product of previous task: None

Initiation cues: Upon completion of or simultaneously with exterior aircraft inspection

Systems presenting cues: None

STANDARD:

Authority: -34 checklist

Performance precision: Accurately IAW checklist

Computational accuracy: N/A

TASK NO.: 1.2.1.2.3.4.5

BEHAVIOR: Inspect GBU-8/B EO guided bomb

CONDITION:

Agency: None

Information source for: N/A

Manuals and pubs: -34 checklist

Information source for: Procedures

Activity: Inspect weapons

External environment: N/A

Aids: None

Product of previous task: None

Initiation cues: Upon completion of or simultaneously with exterior aircraft inspection

Systems presenting cues: None

STANDARD:

Authority: -34 checklist

Performance precision: Accurately IAW checklist

Computational accuracy: N/A

TASK NO.: 1.2.1.2.3.4.6

BEHAVIOR: Inspect GBU-10/B, GBU-10A/B laser guided bombs

CONDITION:

Agency: None

Information source for: N/A

Manuals and pubs: -34 checklist

Information source for: Procedures

Activity: Inspect weapons

External environment: N/A

Aids: None

Product of previous task: None

Initiation cues: Upon completion of or simultaneously with exterior aircraft inspection

Systems presenting cues: None

STANDARD:

Authority: -34 checklist

Performance precision: Accurately IAW checklist

Computational accuracy: N/A

TASK NO.: 1.2.1.2.3.4.7

BEHAVIOR: Inspect CBU-58/B and CBU-71/B dispensers and bombs

CONDITION:

Agency: None

Information source for: N/A

Manuals and pubs: -34 checklist

Information source for: Procedures

Activity: Inspect weapons

External environment: N/A

Aids: None

Product of previous task: None

Initiation cues: Upon completion of or simultaneously with exterior aircraft inspection.

Systems presenting cues: N/A

STANDARD:

Authority: -34 checklist

Performance precision: Accurately IAW checklist

Computational accuracy: N/A

TASK NO.: 1.2.1.2.3.4.8

BEHAVIOR: Inspect MK 20 MOD 4 antitank cluster bomb

CONDITION:

Agency: None

Information source for: N/A

Manuals and pubs: -34 checklist

Information source for: Procedures

Activity: Inspect weapons

External environment: N/A

Aids: None

Product of previous task: None

Initiation cues: Upon completion of or simultaneously with exterior aircraft inspection

Systems presenting cues: None

STANDARD:

Authority: -34 checklist

Performance precision: Accurately IAW checklist

Computational accuracy: N/A

TASK NO.: 1.2.1.2.3.4.9.

BEHAVIOR: Inspect BLU-27/B fire bomb

CONDITION:

Agency: None

Information source for: N/A

Manuals and pubs: -34 checklist

Information source for: Procedures

Activity: Inspect weapons

External environment: N/A

Aids: None

Product of previous task: None

Initiation cues: Upon completion of or simultaneously with exterior aircraft inspection

Systems presenting cues: None

STANDARD:

Authority: -34 checklist

Performance precision: Accurately IAW checklist

Computational accuracy: N/A

TASK NO.: 1.2.1.2.3.4.10

BEHAVIOR: Inspect SUU-25C/A flare dispenser

CONDITION:

Agency: None

Information source for: N/A

Manuals and pubs: -34 checklist

Information source for: Procedures

Activity: Inspect weapons

External environment: N/A

Aids: None

Product of previous task: None

Initiation cues: Upon completion of or simultaneously with exterior aircraft inspection

Systems presenting cues: None

STANDARD:

Authority: -34 checklist

Performance precision: Accurately IAW checklist

Computational accuracy: N/A

TASK NO.: 1.2.1.2.3.4.11

BEHAVIOR: Inspect LAU-3/A rocket launcher

CONDITION:

Agency: None

Information source for: N/A

Manuals and pubs: -34 checklist

Information source for: Procedures

Activity: Inspect weapons

External environment: N/A

Aids: None

Product of previous task: None

Initiation cues: Upon completion of or simultaneously with exterior aircraft inspection

Systems presenting cues: None

STANDARD:

Authority: -34 checklist

Performance precision: Accurately IAW checklist

Computational accuracy: N/A

TASK NO.: 1.2.1.2.3.4.12

BEHAVIOR: Inspect AGM-65A,B air-to-ground guided missile

CONDITION:

Agency: None

Information source for: N/A

Manuals and pubs: -34 checklist

Information source for: Procedures

Activity: Inspect weapons

External environment: N/A

Aids: None

Product of previous task: None

Initiation cues: Upon completion of or simultaneously with exterior aircraft inspection

Systems presenting cues: None

STANDARD:

Authority: -34 checklist

Performance precision: Accurately IAW checklist

Computational accuracy: N/A

TASK NO.: 1.2.1.2.3.4.13

BEHAVIOR: Inspect SUU-20B/A bomb and rocket training dispenser

CONDITION:

Agency: None

Information source for: N/A

Manuals and pubs: -34 checklist

Information source for: Procedures

Activity: Inspect weapons

External environment: N/A

Aids: None

Product of previous task: None

Initiation cues: Upon completion of or simultaneously with exterior aircraft inspection

Systems presenting cues: None

STANDARD:

Authority: -34 checklist

Performance precision: Accurately IAW checklist

Computational accuracy: N/A

TASK NO.: 1.2.1.2.3.4.14

BEHAVIOR: Inspect BDU-33B/B practice bomb on BRU-31/A or TER-9A bomb
rack

CONDITION:

Agency: None

Information source for: N/A

Manuals and pubs: -34 checklist

Information source for: Procedures

Activity: Inspect weapons

External environment: N/A

Aids: None

Product of previous task: None

Initiation cues: Upon completion of or simultaneously with exterior
aircraft inspection

Systems presenting cues: None

STANDARD:

Authority: -34 checklist

Performance precision: Accurately IAW checklist

Computational accuracy: N/A

TASK NO.: 1.2.1.2.5

BEHAVIOR: Perform before entering cockpit checks

CONDITION:

Agency:

Information source for:

Manuals and pubs:

Information source for:

Activity:

External environment:

Aids:

Product of previous task:

Initiation cues:

Systems presenting cues:

STANDARD:

Authority:

Performance precision:

Computational accuracy:

TASK NO.: 1.2.1.2.5.1

BEHAVIOR: Inspect ejection seat

CONDITION:

Agency: None

Information source for: N/A

Manuals and pubs: -1 checklist

Information source for: Procedures

Activity: Perform before entering cockpit checks

External environment: N/A

Aids: None

Product of previous task: None

Initiation cues: Before entering cockpit

Systems presenting cues: None

STANDARD:

Authority: -1 checklist

Performance precision: Accurately IAW checklist

Computational accuracy: N/A

TASK NO.: 1.2.1.2.5.2

BEHAVIOR: Configure switches in back seat for solo flight

CONDITION:

Agency: None

Information source for: N/A

Manuals and pubs: -1 checklist

Information source for: Procedures

Activity: Perform before entering cockpit checks

External environment: N/A

Aids: None

Product of previous task: None

Initiation cues: After interior/weapons check; before entering cockpit

Systems presenting cues: None

STANDARD:

Authority: -1 checklist

Performance precision: Accurately IAW checklist

Computational accuracy: N/A

TASK NO.: 1.2.1.2.5.3

BEHAVIOR: Inspect chaff/flare programmer and control panel

CONDITION:

Agency: OPS

Information source for: Chaff/flare programmer setting recommendations

Manuals and pubs: -34 checklist

Information source for: Procedures

Activity: Perform before entering cockpit checks

External environment: N/A

Aids: None

Product of previous task: None

Initiation cues: Before entering cockpit, after exterior/weapons inspection

Systems presenting cues: None

STANDARD:

Authority: -34 checklist

Performance precision: Accurately IAW checklist

Computational accuracy: N/A

TASK NO.: 1.2.1.3

BEHAVIOR: Perform cockpit ingress, including strap-in

CONDITION:

Agency: None

Information source for: N/A

Manuals and pubs: None

Information source for: N/A

Activity: Perform normal pretakeoff procedures

External environment: N/A

Aids: None

Product of previous task: None

Initiation cues: After before entering cockpit checks complete

Systems presenting cues: None

STANDARD:

Authority: -1

Performance precision: Accurately without damage to equipment

Computational accuracy: N/A

TASK NO.: 1.2.1.4

BEHAVIOR: Perform cockpit interior check (power off)

CONDITION:

Agency: None

Information source for: N/A

Manuals and pubs: -1 checklist

Information source for: Required procedures

Activity: Perform normal pretakeoff procedures

External environment: N/A

Aids: None

Product of previous task: None

Initiation cues: After cockpit ingress

Systems presenting cues: None

STANDARD:

Authority: -1 checklist

Performance precision: Accurately IAW -1 procedures

Computational accuracy: N/A

TASK NO.: 1.2.1.5

BEHAVIOR: Perform before starting engine check

CONDITION:

Agency: None

Information source for: N/A

Manuals and pubs: -1 checklist

Information source for: Required items

Activity: Perform normal pretakeoff procedures

External environment: N/A

Aids: None

Product of previous task: N/A

Initiation cues: After cockpit interior check is complete

Systems presenting cues: N/A

STANDARD:

Authority: -1

Performance precision: Accurately IAW -1

Computational accuracy: N/A

TASK NO.: 1.2.1.6.1

BEHAVIOR: Perform normal (JFS) engine start

CONDITION:

Agency: None

Information source for: N/A

Manuals and pubs: -1 checklist

Information source for: Required procedures

Activity: Perform JFS/engine start

External environment: N/A

Aids: None

Product of previous task: None

Initiation cues: After before starting engine checks complete

Systems presenting cues: None

STANDARD:

Authority: -1

Performance precision: Accurately IAW -1 procedures

Computational accuracy: N/A

TASK NO.: 1.2.1.6.2

BEHAVIOR: Identify and respond to premature JFS cutout

CONDITION:

Agency: None

Information source for: N/A

Manuals and pubs: -1 checklist

Information source for: Engine start procedures

Activity: Perform JFS/Engine start

External environment: N/A

Aids: None

Product of previous task: None

Initiation cues: JFS shutdown before 50% rpm attained; JFS run light out; JFS start switch returning to off; elimination of JFS peculiar noise and vibration; engine deceleration

Systems presenting cues: Engine

STANDARD:

Authority: -1 (if incorporated - Presently GD Task Analysis)

Performance precision: Accurately IAW steps defined below

Computational accuracy: N/A

TASK NO.: 1.2.1.6.3

BEHAVIOR: Identify and respond to engine failure to start

CONDITION:

Agency: None

Information source for: N/A

Manuals and pubs: -1 checklist

Information source for: Normal start procedures

Activity: Perform JFS/engine start

External environment: N/A

Aids: None

Product of previous task: None

Initiation cues: FTIT does not rise when throttle moved to idle at 15% RPM.

Systems presenting cues: Engine

STANDARD:

Authority: -1

Performance precision: Accurately IAW -1 procedures

Computational accuracy: N/A

TASK NO.: 1.2.1.6.4

BEHAVIOR: Identify and respond to hung start

CONDITION:

Agency: None

Information source for: N/A

Manuals and pubs: -1 checklist

Information source for: Normal start procedures

Activity: Perform JFS/engine start

External environment: N/A

Aids: None

Product of previous task: None

Initiation cues: RPM hangs up or decays during start cycle; FTIT
stable or decreasing

Systems presenting cues: Engine

STANDARD:

Authority: -1

Performance precision: Accurately IAW procedures

Computational accuracy: N/A

TASK NO.: 1.2.1.6.5

BEHAVIOR: Identify and respond to hot start

CONDITION:

Agency: None

Information source for: N/A

Manuals and pubs: -1 checklist

Information source for: Normal start procedures

Activity: Perform JFS/engine start

External environment: N/A

Aids: None

Product of previous task: None

Initiation cues: Torching from tail pipe or RPM stagnates with increasing FTIT; rapid FTIT rise thru 580° C

Systems presenting cues: Engine

STANDARD:

Authority: -1

Performance precision: Accurately IAW procedures

Computational accuracy: N/A

TASK NO.: 1.2.1.6.6

BEHAVIOR: Perform external power start

CONDITION:

Agency:

Information source for:

Manuals and pubs:

Information source for:

Activity: Perform JFS/engine start

External environment:

Aids:

Product of previous task:

Initiation cues:

Systems presenting cues:

STANDARD:

Authority:

Performance precision:

Computational accuracy:

TASK NO.: 1.2.1.7

BEHAVIOR: Perform after engine start checks

CONDITION:

Agency: None

Information source for: N/A

Manuals and pubs: -1 checklist

Information source for: Procedures

Activity: Perform normal pretakeoff procedures

External environment: N/A

Aids: None

Product of previous task: None

Initiation cues: After engine start: JFS shutdown

Systems presenting cues: Engine

STANDARD:

Authority: -1

Performance precision: Accurately in sequence IAW -1

Computational accuracy: N/A

TASK NO.: 1.2.1.7.1

BEHAVIOR: Perform FCS self-test

CONDITION:

Agency: None

Information source for: N/A

Manuals and pubs: -1 checklist

Information source for: Procedures

Activity: Perform after engine start checks

External environment: N/A

Aids: None

Product of previous task: None

Initiation cues: Appropriate point in after engine start checks

Systems presenting cues: N/A

STANDARD:

Authority: -1

Performance precision: Accurately LAW procedures in -1

Computational accuracy: N/A

TASK NO.: 1.2.1.7.2

BEHAVIOR: Perform SMS setup

CONDITION:

Agency:

Information source for:

Manuals and pubs:

Information source for:

Activity:

External environment:

Aids:

Product of previous task:

Initiation cues:

Systems presenting cues:

STANDARD:

Authority:

Performance precision:

Computational accuracy:

TASK NO.: 1.2.1.7.2.1

BEHAVIOR: Perform SMS stores loading verification (SMS inventory)

CONDITION:

Agency: None

Information source for: N/A

Manuals and pubs: -34 checklist

Information source for: Procedures

Activity: Perform SMS set up

External environment: N/A

Aids: None

Product of previous task: (External stores loaded on aircraft)

Initiation cues: "SMS-as desired" step in after start checks

Systems presenting cues: None

STANDARD:

Authority: -34 checklist

Performance precision: Accurately IAW procedures

Computational accuracy: N/A

TASK NO.: 1.2.1.7.2.2.1

BEHAVIOR: Perform CONV loading

CONDITION:

Agency: None

Information source for: N/A

Manuals and pubs: -34 checklist

Information source for: Procedures and inventory numbers

Activity: Perform SMS loading

External environment: N/A

Aids: None

Product of previous task: (External stores loaded on aircraft)

Initiation cues: If SMS not loaded with stores data or data incorrect

Systems presenting cues: SMS

STANDARD:

Authority: -34

Performance precision: Accurately IAW procedures in -34

Computational accuracy: N/A

TASK NO.: 1.2.1.7.2.2.2

BEHAVIOR: Perform RACK loading

CONDITION:

Agency: None

Information source for: N/A

Manuals and pubs: -34 checklist

Information source for: Procedures and inventory numbers

Activity: Perform SMS loading

External environment: N/A

Aids: None

Product of previous task: (External stores and racks loaded on aircraft)

Initiation cues: If SMS not loaded with stores data or data incorrect

Systems presenting cues: SMS

STANDARD:

Authority: -34

Performance precision: Accurately IAW procedures in -34

Computational accuracy: N/A

TASK NO.: 1.2.1.7.2.2.3

BEHAVIOR: Perform PRGM loading

CONDITION:

Agency: None

Information source for: N/A

Manuals and pubs: -34

Information source for: SMS procedures

Activity: Perform SMS loading

External environment: N/A

Aids: None

Product of previous task: (External profile type munitions loaded on aircraft)

Initiation cues: If PRGM loaded values are desired to be reset to canned valves

Systems presenting cues: SMS

STANDARD:

Authority: -34

Performance precision: Accurately IAW procedures

Computational accuracy: N/A

TASK NO.: 1.2.1.7.2.3

BEHAVIOR: Perform air-to-surface attack modification (profile munitions)

CONDITION:

Agency: None

Information source for: N/A

Manuals and pubs: -34 checklist

Information source for: Procedures

Activity: Perform SMS set up

External environment: N/A

Aids: None

Product of previous task: (Profile type external stores loaded in SMS)

Initiation cues: When external ordnance aboard

Systems presenting cues: SMS

STANDARD:

Authority: -34 (See discussion beginning p. 67 draft -34)

Performance precision: Accurately IAW procedures

Computational accuracy: N/A

TASK NO.: 1.2.1.7.2.3.1

BEHAVIOR: Perform delivery mode modification

CONDITION:

Agency: None

Information source for: N/A

Manuals and pubs: -34 checklist

Information source for: Procedures

Activity: Perform air-to-surface attack modification (profile munitions)

External environment: N/A

Aids: None

Product of previous task: Perform air-to-surface attack modification (profile munitions)

Initiation cues: When profile delivery mode displayed is to be changed

Systems presenting cues: SMS

STANDARD:

Authority: -34

Performance precision: Accurately IAW procedures

Computational accuracy: N/A

TASK NO.: 1.2.1.7.2.3.2

BEHAVIOR: Perform release option modification

CONDITION:

Agency: None

Information source for: N/A

Manuals and pubs: -34 checklist

Information source for: Procedures

Activity: Perform air-to-surface attack modification (profile munitions)

External environment: N/A

Aids: None

Product of previous task: Perform air-to-surface attack modification (profile munitions)

Initiation cues: When release option displayed to be changed
Systems presenting cues: SMS

STANDARD:

Authority: -34

Performance precision: Accurately IAW procedures

Computational accuracy: N/A

TASK NO.: 1.2.1.7.2.3.3

BEHAVIOR: Perform impact separation modification

CONDITION:

Agency: None

Information source for: N/A

Manuals and pubs: -34 checklist

Information source for: Procedures

Activity: Perform air-to-surface attack modification (profile munitions)

External environment: N/A

Aids: None

Product of previous task: Perform air-to-surface attack modification (profile munitions)

Initiation cues: When impact separation displayed to be changed

Systems presenting cues: SMS

STANDARD:

Authority: -34

Performance precision: Accurately IAW procedures

Computational accuracy: N/A

TASK NO.: 1.2.1.7.2.3.4

BEHAVIOR: Perform arming option modification

CONDITION:

Agency: None

Information source for: N/A

Manuals and pubs: -34 checklist

Information source for: Procedures

Activity: Perform air-to-surface attack modification (profile munitions)

External environment: N/A

Aids: None

Product of previous task: Perform air-to-surface attack modification (profile munitions)

Initiation cues: When arming option displayed to be changed

Systems presenting cues: SMS

STANDARD:

Authority: -34

Performance precision: Accurately IAW procedures

Computational accuracy: N/A

TASK NO.: 1.2.1.7.2.3.5

BEHAVIOR: Perform number of releases modification

CONDITION:

Agency: None

Information source for: N/A

Manuals and pubs: -34

Information source for: Procedures

Activity: Perform air-to-surface attack modification (profile munitions)

External environment: N/A

Aids: None

Product of previous task: Perform air-to-surface attack modification (profile munitions)

Initiation cues: When number of releases displayed to be changed
Systems presenting cues: SMS

STANDARD:

Authority: -34

Performance precision: Accurately IAW procedures

Computational accuracy: N/A

TASK NO.: 1.2.1.7.2.3.6

BEHAVIOR: Perform preselection of weapon - Air-to-Surface mode

CONDITION:

Agency: None

Information source for: N/A

Manuals and pubs: -34

Information source for: Procedures

Activity: Perform air-to-surface attack modification (profile munitions)

External environment: N/A

Aids: None

Product of previous task: Perform air-to-surface attack modification (profile munition)

Initiation cues: If desired munition not in correct sequence

Systems presenting cues: SMS

STANDARD:

Authority: GA Phase Manual (to be incorporated)

Performance precision: Accurately IAW procedures

Computational accuracy: N/A

TASK NO.: 1.2.1.7.3

BEHAVIOR: Perform FCNP setup

CONDITION:

Agency:

Information source for:

Manuals and pubs:

Information source for:

Activity:

External environment:

Aids:

Product of previous task:

Initiation cues:

Systems presenting cues:

STANDARD:

Authority:

Performance precision:

Computational accuracy:

TASK NO.: 1.2.1.7.3.1

BEHAVIOR: Perform normal INS (gyrocompass) alignment

CONDITION:

Agency:

Information source for:

Manuals and pubs:

Information source for:

Activity:

External environment:

Aids:

Product of previous task:

Initiation cues:

Systems presenting cues:

STANDARD:

Authority:

Performance precision:

Computational accuracy:

TASK NO.: 1.2.1.7.3.1.1

BEHAVIOR: Enter present position on FCNP

CONDITION:

Agency: None

Information source for: N/A

Manuals and pubs: -34, -1 checklist

Information source for: Required steps

Activity: Perform normal INU alignment

External environment: N/A

Aids: None

Product of previous task: None

Initiation cues: Incorrect present position

Systems presenting cues: FCNP

STANDARD:

Authority: -34

Performance precision: 100% accuracy

Computational accuracy: N/A

TASK NO.: 1.2.1.7.3.1.2

BEHAVIOR: Enter manual magnetic variation on FCNP

CONDITION:

Agency: None

Information source for: N/A

Manuals and pubs: -34

Information source for: Required steps

Activity: Perform normal INU alignment

External environment: N/A

Aids: None

Product of previous task: None

Initiation cues: Automatic MAG VAR incorrect

Systems presenting cues: FCNP

STANDARD:

Authority: -34

Performance precision: 100% accuracy

Computational accuracy: N/A

TASK NO.: 1.2.1.7.3.1.3

BEHAVIOR: Monitor alignment status on FCNP

CONDITION:

Agency: None

Information source for: N/A

Manuals and pubs: -34

Information source for: Required steps

Activity: Perform normal INU alignment

External environment: N/A

Aids: None

Product of previous task: Enter present position on FCNP

Initiation cues: During alignment

Systems presenting cues: FCNP

STANDARD:

Authority: -34

Performance precision: 100% accuracy

Computational accuracy: N/A

TASK NO.: 1.2.1.7.3.2

BEHAVIOR: Perform a stored heading alignment

CONDITION:

Agency: None

Information source for: N/A

Manuals and pubs: -34, -1 checklist

Information source for: Required steps

Activity: Perform FCNP setup

External environment: N/A

Aids: None

Product of previous task: Perform INU alignment

Initiation cues: For scramble takeoff

Systems presenting cues: N/A

STANDARD:

Authority: -34

Performance precision: 100% accuracy

Computational accuracy: N/A

TASK NO.: 1.2.1.7.3.3

BEHAVIOR: Perform a Best Available True Heading (BATH) alignment

CONDITION:

Agency: None

Information source for: n/a

Manuals and pubs: -34, -1 checklist

Information source for: Required steps

Activity: Perform fcnp setup

External environment: N/A.

Aids: None

Product of previous task: None

Initiation cues: TBD

Systems presenting cues: N/A

STANDARD:

Authority: -34

Performance precision: 100% accuracy

Computational accuracy: N/A

TASK NO.: 1.2.1.7.3.4

BEHAVIOR: Enter destination data

CONDITION:

Agency:

Information source for:

Manuals and pubs:

Information source for:

Activity:

External environment:

Aids:

Product of previous task:

Initiation cues:

Systems presenting cues:

STANDARD:

Authority:

Performance precision:

Computational accuracy:

TASK NO.: 1.2.1.7.3.4.1

BEHAVIOR: Enter destination coordinates

CONDITION:

Agency: None

Information source for: N/A

Manuals and pubs: -34, -1 checklist

Information source for: Required steps

Activity: Enter destination data

External environment: N/A

Aids: Inflight guide, map, FLIP

Product of previous task: None

Initiation cues: During alignment

Systems presenting cues: FCNP

STANDARD:

Authority: -34

Performance precision: 100% accuracy

Computational accuracy: N/A

TASK NO.: 1.2.1.7.3.4.2

BEHAVIOR: Enter destination elevation

CONDITION:

Agency: None

Information source for: N/A

Manuals and pubs: -34

Information source for: Required steps

Activity: Enter Destination data

External environment: N/A

Aids: Inflight guide map, FLIP

Product of previous task: Enter destination coordinates

Initiation cues: None

Systems presenting cues: N/A

STANDARD:

Authority: -34

Performance precision: 100% accuracy

Computational accuracy: N/A

TASK NO.: 1.2.1.7.3.4.3

BEHAVIOR: Enter offset aimpoint data

CONDITION:

Agency: None

Information source for: N/A

Manuals and pubs: -34

Information source for: Required steps

Activity: Enter destination data

External environment: N/A

Aids: Inflight guide, map

Product of previous task: Enter destination coordinates

Initiation cues: None

Systems presenting cues: N/A

STANDARD:

Authority: -34

Performance precision: 100% accuracy

Computational accuracy: N/A

TASK NO.: 1.2.1.7.3.5

BEHAVIOR: Perform computer time select

CONDITION:

Agency: None

Information source for: N/A

Manuals and pubs: -1 checklist

Information source for: Procedures

Activity: Perform FCNP setup

External environment: N/A

Aids: None

Product of previous task: None

Initiation cues: Before takeoff

Systems presenting cues: N/A

STANDARD:

Authority: -1

Performance precision: Accurately IAW -1 procedures

Computational accuracy: N/A

TASK NO.: 1.2.1.7.3.6

BEHAVIOR: Perform cursor zero

CONDITION:

Agency: None

Information source for: N/A

Manuals and pubs: -1 checklist

Information source for: Procedures

Activity: Perform FCNP set up

External environment: N/A

Aids: None

Product of previous task: None

Initiation cues: Before takeoff

Systems presenting cues: N/A

STANDARD:

Authority: -1

Performance precision: Accurately IAW -1 procedures

Computational accuracy: N/A

TASK NO.: 1.2.1.7.3.7

BEHAVIOR: Perform D-value altitude calibration

CONDITION:

Agency: None

Information source for: N/A

Manuals and pubs: -34, -1 checklist

Information source for: Required steps

Activity: Perform FCNP setup

External environment: N/A

Aids: None

Product of previous task: Perform INU alignment

Initiation cues: Before takeoff

Systems presenting cues: N/A

STANDARD:

Authority: -34

Performance precision: 100% accuracy

Computational accuracy: N/A

TASK NO.: 1.2.1.7.3.8

BEHAVIOR: Perform maintenance fault list (MFL) clearing

CONDITION:

Agency: None

Information source for: N/A

Manuals and pubs: -1 checklist

Information source for: Required steps

Activity: Perform FCNP setup

External environment: N/A

Aids: None

Product of previous task: None

Initiation cues: Before taxi

Systems presenting cues: N/A

STANDARD:

Authority: -1

Performance precision: Accurately IAW -1 procedures

Computational accuracy: N/A

TASK NO.: 1.2.1.7.3.9

BEHAVIOR: Enter beacon data using FCNP

CONDITION:

Agency: OPS

Information source for: Appropriate beacon data

Manuals and pubs: -34 checklist

Information source for: Procedures

Activity: Perform FCNP setup

External environment: N/A

Aids: None

Product of previous task: None

Initiation cues: If beacon mode to be used

Systems presenting cues: N/A

STANDARD:

Authority: -34

Performance precision: IAW -34 procedures

Computational accuracy: N/A

TASK NO.: 1.2.1.7.3.10

BEHAVIOR: Enter TISL code using FCNP

CONDITION:

Agency: Operations
Information source for: TISL code

Manuals and pubs: -34 checklist
Information source for: Procedures

Activity: Perform FCNP set up

External environment: N/A

Aids: None

Product of previous task: None

Initiation cues: When TISL to be used
Systems presenting cues:

STANDARD:

Authority: -34

Performance precision: Accurately IAW procedures

Computational accuracy: N/A

TASK NO.: 1.2.1.7.3.11.1

BEHAVIOR: Enter bingo fuel on FCNP

CONDITION:

Agency: None

Information source for: N/A

Manuals and pubs: -34

Information source for: Required steps

Activity: Perform energy management set up

External environment: N/A

Aids: None

Product of previous task: None

Initiation cues: Before taxi

Systems presenting cues: N/A

STANDARD:

Authority: -34

Performance precision: 100% accuracy

Computational accuracy: N/A

TASK NO.: 1.2.1.7.3.11.2

BEHAVIOR: Enter home steerpoint

CONDITION:

Agency: None

Information source for: N/A

Manuals and pubs: -34

Information source for: Required steps

Activity: Perform energy management set up

External environment: N/A

Aids: None

Product of previous task: Perform SMS store loading verification

Initiation cues: After SMS verification

Systems presenting cues: N/A

STANDARD:

Authority: -34

Performance precision: 100% accuracy

Computational accuracy: N/A

TASK NO.: 1.2.1.7.3.12

BEHAVIOR: Check OFF

CONDITION:

Agency: None

Information source for: N/A

Manuals and pubs: -34

Information source for: Required steps

Activity: Perform FCNP set up

External environment: N/A

Aids: None

Product of previous task: None

Initiation cues: Before taxi

Systems presenting cues: N/A

STANDARD:

Authority: -34

Performance precision: 100% accuracy

Computational accuracy: N/A

TASK NO.: 1.2.1.7.4

BEHAVIOR: Perform REO setup

CONDITION:

Agency: None

Information source for: N/A

Manuals and pubs: -1

Information source for: Required steps

Activity: Perform after engine start check

External environment: N/A

Aids: None

Product of previous task: None

Initiation cues: Before takeoff

Systems presenting cues: N/A

STANDARD:

Authority: -1 for procedures/flight lead direction for configuration

Performance precision: Accurately IAW -1 procedures and flight lead direction

Computational accuracy: N/A

TASK NO.: 1.2.1.7.5

BEHAVIOR: Perform HUD setup

CONDITION:

Agency: None

Information source for: N/A

Manuals and pubs: -1

Information source for: Required checks

Activity: Perform after engine start checks

External environment: N/A

Aids: None

Product of previous task: None

Initiation cues: Before takeoff

Systems presenting cues: N/A

STANDARD:

Authority: -1

Performance precision: 100% accuracy

Computational accuracy: N/A

TASK NO.: 1.2.1.7.6

BEHAVIOR: Perform threat warning system check

CONDITION:

Agency: None

Information source for: N/A

Manuals and pubs: -1 checklist

Information source for: Procedures

Activity: Perform after engine start checks

External environment: N/A

Aids: None

Product of previous task: None

Initiation cues: Before takeoff

Systems presenting cues: N/A

STANDARD:

Authority: -1 and classified

Performance precision: Accurately IAW procedures

Computational accuracy: N/A

TASK NO.: 1.2.1.7.7

BEHAVIOR: Perform ECM equipment checks (if applicable)

CONDITION:

Agency: None

Information source for: N/A

Manuals and pubs: -34 and classified 34

Information source for: Procedures

Activity: Perform after engine start checks

External environment: N/A

Aids: None

Product of previous task: None

Initiation cues: Before takeoff

Systems presenting cues: N/A

STANDARD:

Authority: -34 and classified

Performance precision: Accurately IAW procedures

Computational accuracy: N/A

TASK NO.: 1.2.1.7.8

BEHAVIOR: Perform secure voice check

CONDITION:

Agency:

Information source for:

Manuals and pubs:

Information source for:

Activity: Perform after engine start checks

External environment:

Aids:

Product of previous task:

Initiation cues:

Systems presenting cues:

STANDARD:

Authority:

Performance precision:

Computational accuracy:

TASK NO.: 1.2.1.7.9

BEHAVIOR: Perform BIT checks via FCNP.

CONDITION:

Agency:

Information source for:

Manuals and pubs:

Information source for:

Activity:

External environment:

Aids:

Product of previous task:

Initiation cues:

Systems presenting cues:

STANDARD:

Authority:

Performance precision:

Computational accuracy:

TASK NO.: 1.2.1.8

BEHAVIOR: Perform before taxi checks

CONDITION:

Agency: None

Information source for: N/A

Manuals and pubs: -1 checklist

Information source for: Procedures.

Activity: Perform normal pretakeoff

External environment: N/A

Aids: None

Product of previous task: None

Initiation cues: Upon completion of after start engine checks

Systems presenting cues: N/A

STANDARD:

Authority: -1

Performance precision: Accurately IAW procedures

Computational accuracy: N/A

TASK NO.: 1.2.1.9.1

BEHAVIOR: Perform taxi checks

CONDITION:

Agency: None

Information source for: N/A

Manuals and pubs: -1 checklist

Information source for: Required checks

Activity: Perform taxi

External environment: N/A

Aids: None

Product of previous task: None

Initiation cues: Upon completion of before taxi procedures

Systems presenting cues: N/A

STANDARD:

Authority: -1

Performance precision: Accurately IAW procedures

Computational accuracy: N/A

TASK NO.: 1.2.1.9.2

BEHAVIOR: Perform single-ship taxi

CONDITION:

Agency: None

Information source for: N/A

Manuals and pubs: None

Information source for: N/A

Activity: Perform taxi

External environment: N/A

Aids: None

Product of previous task: None

Initiation cues: After before taxi/taxi checks complete

Systems presenting cues: N/A

STANDARD:

Authority: 55-16

Performance precision: IAW procedures; smoothly IAW IP judgment

Computational accuracy: N/A

TASK NO.: 1.2.1.9.3

BEHAVIOR: Perform formation taxi

CONDITION:

Agency: None

Information source for: N/A

Manuals and pubs: None

Information source for: N/A

Activity: Perform taxi

External environment: N/A

Aids: None

Product of previous task: N/A

Initiation cues: After before taxi/taxi checks complete

Systems presenting cues: N/A

STANDARD:

Authority: 55-16

Performance precision: IAW procedures; smoothly IAW IP judgment

Computational accuracy: N/A

TASK NO.: 1.2.1.10

BEHAVIOR: Accomplish maintenance arming procedures/maintenance checks

CONDITION:

Agency: None

Information source for: N/A

Manuals and pubs: None

Information source for: N/A

Activity: Perform normal pretakeoff

External environment: N/A

Aids: None

Product of previous task: None

Initiation cues: On reaching arming/quick check area

Systems presenting cues: N/A

STANDARD:

Authority: 55-16

Performance precision: IAW procedures in 55-16

Computational accuracy: N/A

TASK NO.: 1.2.1.11

BEHAVIOR: Perform before takeoff checks

CONDITION:

Agency: None

Information source for: N/A

Manuals and pubs: -1 checklist

Information source for: Procedures

Activity: Perform normal pretakeoff

External environment: N/A

Aids: None

Product of previous task: N/A

Initiation cues: After maintenance/arming checks completed

Systems presenting cues: N/A

STANDARD:

Authority: -1

Performance precision: Accurately IAW procedures

Computational accuracy: N/A

TASK NO.: 1.2.1.13.1

BEHAVIOR: Perform lineup checks for single ship takeoff

CONDITION:

Agency:

Information source for:

Manuals and pubs:

Information source for:

Activity:

External environment:

Aids:

Product of previous task:

Initiation cues:

Systems presenting cues:

STANDARD:

Authority:

Performance precision:

Computational accuracy:

TASK NO.: 1.2.1.13.2

BEHAVIOR: Perform lineup checks for formation takeoff

CONDITION:

Agency:

Information source for:

Manuals and pubs:

Information source for:

Activity:

External environment:

Aids:

Product of previous task:

Initiation cues:

Systems presenting cues:

STANDARD:

Authority:

Performance precision:

Computational accuracy:

TASK NO.: 1.2.2

BEHAVIOR: Perform night ground operations

CONDITION:

Agency: None

Information source for: N/A

Manuals and pubs: -1 checklist

Information source for: Normal procedures

Activity: Perform pretakeoff procedures

External environment: After official sunset

Aids: None

Product of previous task: None

Initiation cues: Flight leader direction/after official sunset

Systems presenting cues: N/A

STANDARD:

Authority: 55-16

Performance precision: Accurately IAW procedures

Computational accuracy: N/A

TASK NO.: 1.2.3

BEHAVIOR: Perform adverse weather pretakeoff procedures

CONDITION:

Agency:

Information source for:

Manuals and pubs:

Information source for:

Activity: Perform pretakeoff procedures

External environment:

Aids:

Product of previous task:

Initiation cues:

Systems presenting cues:

STANDARD:

Authority:

Performance precision:

Computational accuracy:

TASK NO.: 1.2.4

BEHAVIOR: Perform scramble pretakeoff procedures

CONDITION:

Agency:

Information source for:

Manuals and pubs:

Information source for:

Activity:

External environment:

Aids:

Product of previous task:

Initiation cues:

Systems presenting cues:

STANDARD:

Authority:

Performance precision:

Computational accuracy:

TASK NO.: 1.2.4.1

BEHAVIOR: Perform scramble preflight checks (cock aircraft for alert)

CONDITION:

Agency: OPS

Information source for: Local alert cocking procedures

Manuals and pubs: -1 checklist

Information source for: Procedures

Activity: Perform scramble pretakeoff procedures

External environment: N/A

Aids: None

Product of previous task: None

Initiation cues: When directed

Systems presenting cues: N/A

STANDARD:

Authority: -1 and local directives

Performance precision: Accurately IAW procedures

Computational accuracy: N/A

TASK NO.: 1.2.4.2

BEHAVIOR: Perform scramble launch (aircraft on alert) procedures

CONDITION:

Agency: OPS

Information source for: Scramble launch order

Manuals and pubs: -1 checklist

Information source for: Procedures

Activity: Perform scramble pretakeoff procedures

External environment: N/A

Aids: None

Product of previous task: None

Initiation cues: On launch

Systems presenting cues: N/A

STANDARD:

Authority: -1 and local OPS procedures/directives

Performance precision: Accurately IAW procedures and directives

Computational accuracy: N/A

TASK NO.: 1.2.4.3

BEHAVIOR: Perform scramble taxi

CONDITION:

Agency: None

Information source for: N/A

Manuals and pubs: -1 checklist

Information source for: Scramble launch procedures

Activity: Perform scramble pretakeoff procedures

External environment: N/A

Aids: None

Product of previous task: None

Initiation cues: Upon completion of before taxiing check in scramble checklist

Systems presenting cues: N/A

revious task:

Initiation cues:

Systems presenting cues:

STANDARD:

Authority:

Performance precision:

Computational accuracy:

TASK NO.: 1.2.5.1.3.1

BEHAVIOR: Inspect MAU-12 C/A rack (nuclear)

CONDITION:

Agency: None

Information source for: N/A

Manuals and pubs: -25 checklist

Information source for: Procedures

Activity: Perform exterior inspection munitions (nuclear)

External environment: N/A

Aids: None

Product of previous task: None

Initiation cues: Upon completion of aircraft exterior inspection

Systems presenting cues: N/A

STANDARD:

Authority: -25

Performance precision: Accurately IAW procedures

Computational accuracy: N/A

TASK NO.: 1.2.5.1.3.2.1

BEHAVIOR: Inspect B43 bomb (nuclear)

CONDITION:

Agency: None

Information source for: N/A

Manuals and pubs: -25 checklist

Information source for: Procedures

Activity: Inspect weapons (nuclear)

External environment: N/A

Aids: None

Product of previous task: None

Initiation cues: Preflight when B43 loaded

Systems presenting cues: N/A

STANDARD:

Authority: -25

Performance precision: Accurately LAW procedures

Computational accuracy: N/A

TASK NO.: 1.2.5.1.3.2.2

BEHAVIOR: Inspect B57 bomb (nuclear)

CONDITION:

Agency: None

Information source for: N/A

Manuals and pubs: -25 checklist

Information source for: Procedures

Activity: Inspect weapons (nuclear)

External environment: N/A

Aids: None

Product of previous task: None

Initiation cues: Preflight when B57 loaded

Systems presenting cues: N/A

STANDARD:

Authority: -25

Performance precision: Accurately IAW procedures

Computational accuracy: N/A

TASK NO.: 1.2.5.1.3.2.3

BEHAVIOR: Inspect B61 bomb (nuclear)

CONDITION:

Agency: None

Information source for: N/A

Manuals and pubs: -25 checklist

Information source for: Procedures

Activity: Inspect weapons (nuclear)

External environment: N/A

Aids: None

Product of previous task: None

Initiation cues: Preflight when B61 loaded

Systems presenting cues: N/A

STANDARD:

Authority: -25

Performance precision: Accurately IAW procedures

Computational accuracy: N/A

TASK NO.: 1.2.5.1.4

BEHAVIOR: Perform interior inspection (power off) - nuclear

CONDITION:

Agency: OPS

Information source for: Chaff/flare programmer setting
recommendations

Manuals and pubs: -25 checklist

Information source for: Procedures

Activity: Perform preflight procedures - nuclear

External environment: N/A

Aids: None

Product of previous task: None

Initiation cues: When exterior inspection - aircraft (nuclear)
completed

Systems presenting cues: N/A

STANDARD:

Authority: -25

Performance precision: Accurately

Computational accuracy: N/A

TASK NO.: 1.2.5.1.5

BEHAVIOR: Perform interior inspection (power on) - nuclear

CONDITION:

Agency: None

Information source for: N/A

Manuals and pubs: -25 checklist

Information source for: Procedures

Activity: Perform preflight procedures - nuclear

External environment: N/A

Aids: None

Product of previous task: N/A

Initiation cues: Upon completion of exterior inspection and interior power off inspection

Systems presenting cues: N/A

STANDARD:

Authority: -25

Performance precision: Accurately IAW procedures

Computational accuracy: N/A

TASK NO.: 1.2.5.1.5.1

BEHAVIOR: Perform NUC loading

CONDITION:

Agency: None

Information source for: N/A

Manuals and pubs: -25 checklist

Information source for: Procedures

Activity: Perform interior inspection (power on) nuclear

External environment: N/A

Aids: None

Product of previous task: None

Initiation cues: If SMS not loaded with NUC stores or data incorrect

Systems presenting cues: SMS

STANDARD:

Authority: -25

Performance precision: Accurately IAW procedures

Computational accuracy: N/A

TASK NO.: 1.2.5.2

BEHAVIOR: Perform ground alert procedures (nuclear)

CONDITION:

Agency: Ops

Information source for: Local procedures

Manuals and pubs: -25

Information source for: general guidance/directives

Activity: Perform nuclear alert procedures

External environment: N/A

Aids: None

Product of previous task: None

Initiation cues: When directed

Systems presenting cues: N/A

STANDARD:

Authority: -25 and AFR 122-4

Performance precision: IAW directives

Computational accuracy: N/A

TASK NO.: 1.2.5.3

BEHAVIOR: Perform launch procedures (nuclear)

CONDITION:

Agency: Ops

Information source for: Local, command and higher headquarters directives

Manuals and pubs: -25 checklist

Information source for: Procedures

Activity: Perform nuclear strike/alert procedures

External environment: N/A

Aids: None

Product of previous task: None

Initiation cues: Upon receipt of authenticated launch orders

Systems presenting cues: N/A

STANDARD:

Authority: -25

Performance precision: Accurately IAW procedures and directives

Computational accuracy: N/A

TASK NO.: 1.2.6

BEHAVIOR: Perform pretakeoff emergency procedures

CONDITION:

Agency:

Information source for:

Manuals and pubs:

Information source for:

Activity:

External environment:

Aids:

Product of previous task:

Initiation cues:

Systems presenting cues:

STANDARD:

Authority:

Performance precision:

Computational accuracy:

TASK NO.: 1.2.6.1

BEHAVIOR: Perform engine-starting emergency procedures

CONDITION:

Agency:

Information source for:

Manuals and pubs:

Information source for:

Activity:

External environment:

Aids:

Product of previous task:

Initiation cues:

Systems presenting cues:

STANDARD:

Authority:

Performance precision:

Computational accuracy:

TASK NO.: 1.2.6.1.1

BEHAVIOR: Accomplish emergency engine shutdown on ground

CONDITION:

Agency: None

Information source for: N/A

Manuals and pubs: -1 checklist

Information source for: Start emergency procedures

Activity: Perform engine starting emergency procedures

External environment: N/A

Aids: None

Product of previous task: N/A

Initiation cues: Fire warning/overheat caution light or taxi mishaps

Systems presenting cues: N/A

STANDARD:

Authority: Transition Phase Manual discussion

Performance precision: Accurately IAW procedures

Computational accuracy: N/A

TASK NO.: 1.2.6.1.2

BEHAVIOR: Respond to JFS malfunction (no JFS RUN light)

CONDITION:

Agency: Ops

Information source for: Local procedures

Manuals and pubs: -1 checklist

Information source for: Required checks

Activity: Perform engine starting emergency procedures

External environment: N/A

Aids: None

Product of previous task:

Initiation cues: No JFS RUN light

Systems presenting cues: Engine; warning, caution, and indicator lights

STANDARD:

Authority: Transition phase manual

Performance precision: 100% accuracy

Computational accuracy: N/A

TASK NO.: 1.2.6.1.3

BEHAVIOR: Respond to JFS RUN light not going out

CONDITION:

Agency: None

Information source for: N/A

Manuals and pubs: -1 checklist

Information source for: Required checks

Activity: Perform engine starting emergency procedures

External environment: N/A

Aids: None

Product of previous task: None

Initiation cues: JFS RUN light remains on at idle

Systems presenting cues: Engine; warning, caution, and indicator lights

STANDARD:

Authority: -1

Performance precision: Accurately IAW procedures

Computational accuracy: N/A

TASK NO.: 1.2.6.1.4

BEHAVIOR: Identify and respond to engine start overtemp

CONDITION:

Agency: None

Information source for: N/A

Manuals and pubs: -1 checklist

Information source for: Required checks

Activity: Perform engine starting emergency procedures

External environment: N/A

Aids: None

Product of previous task: None

Initiation cues: FTIT rising rapidly past 580° C

Systems presenting cues: Engine

STANDARD:

Authority: -1 and IP judgment

Performance precision: Accurately IAW -1 procedures; timely IAW IP judgment

Computational accuracy: N/A

TASK NO.: 1.2.6.1.5

BEHAVIOR: Identify and respond to engine/JFS fire/overheat on start

CONDITION:

Agency: None

Information source for: N/A

Manuals and pubs: -1 checklist

Information source for: Required checks

Activity: Perform engine starting emergency procedures

External environment: N/A

Aids: None

Product of previous task: None

Initiation cues: Sound, vibration, flames, smoke, signal from crew chief or radio call, illumination of OVERHEAT or ENGINE FIRE warning light, FTIT out of limits

Systems presenting cues: Communications, engine; warning, caution, and indicator lights

STANDARD:

Authority: -1 and IP

Performance precision: Accurately IAW -1 procedures; timely IAW IP judgment

Computational accuracy: N/A

TASK NO.: 1.2.6.2.1

BEHAVIOR: Perform emergency ground egress

CONDITION:

Agency: None

Information source for: N/A

Manuals and pubs: -1 checklist

Information source for: Procedures

Activity: Perform ground emergency procedures

External environment: N/A

Aids: None

Product of previous task: None

Initiation cues: Emergency requiring immediate ground egress

Systems presenting cues: N/A

STANDARD:

Authority: -1 and IP

Performance precision: Accurately IAW -1 and safely IAW IP judgment

Computational accuracy: N/A

TASK NO.: 1.2.6.2.2

BEHAVIOR: Perform emergency ground entrance

CONDITION:

Agency:

Information source for:

Manuals and pubs:

Information source for:

Activity: Perform ground emergency procedures

External environment:

Aids:

Product of previous task:

Initiation cues:

Systems presenting cues:

STANDARD:

Authority:

Performance precision:

Computational accuracy: N/A

TASK NO.: 1.2.6.2.3

BEHAVIOR: Perform emergency ground jettison

CONDITION:

Agency: None

Information source for: N/A

Manuals and pubs: -1 checklist

Information source for: Required checks

Activity: Perform ground emergency procedures

External environment: N/A

Aids: None

Product of previous task: None

Initiation cues: Ground jettison required (e.g., stores on fire,
power loss on takeoff, etc.)

Systems presenting cues: N/A

STANDARD:

Authority: -1 and IP

Performance precision: Accurately IAW -1 and timely IAW IP judgment

Computational accuracy: N/A

TASK NO.: 1.2.6.2.4

BEHAVIOR: Identify and respond to brake failure while taxiing

CONDITION:

Agency: None

Information source for: N/A

Manuals and pubs: -1 checklist

Information source for: Procedures

Activity: Perform ground emergency procedures

External environment: N/A

Aids: None

Product of previous task: None

Initiation cues: 1. Anti-skid caution light illumination; 2. Abnormal or lack of response to brake application; 3. Hydraulic system B failure.

Systems presenting cues: Warning, caution, and indicator lights, wheel brake, hydraulic power supply

STANDARD:

Authority: -1 and instructor

Performance precision: Accurately IAW -1 procedures; timely IAW IP judgment

Computational accuracy: N/A

TASK NO.: 1.2.6.2.5

BEHAVIOR: Identify and respond to nosewheel steering failure

CONDITION:

Agency: None

Information source for: N/A

Manuals and pubs: -1 checklist

Information source for: Procedures

Activity: Perform ground emergency procedures

External environment: N/A

Aids: None

Product of previous task: None

Initiation cues: 1. NWS caution light illuminates; 2. NWS ENGAGE
light goes out/fails to illuminate when NWS is commanded

Systems presenting cues: NWS

STANDARD:

Authority: -1 and IP

Performance precision: Accurately IAW -1 procedures and timely IAW IP
judgment

Computational accuracy: N/A

TASK NO.: 1.2.6.2.6

BEHAVIOR: Identify and respond to electrical malfunction on ground

CONDITION:

Agency: None

Information source for: N/A

Manuals and pubs: None

Information source for: N/A

Activity: Perform ground emergency procedures

External environment: N/A

Aids: None

Product of previous task: N/A

Initiation cues: Master caution, ELEC SYS and GEN FAIL caution lights illuminate

Systems presenting cues: Electrical

STANDARD:

Authority: CRO steps below as contained in discussion in transition phase manual

Performance precision: Accuately IAW steps

Computational accuracy: N/A

TASK NO.: 1.2.6.2.7

BEHAVIOR: Identify and respond to hydraulic system failure on ground

CONDITION:

Agency: None

Information source for: N/A

Manuals and pubs: None

Information source for: N/A

Activity: Perform ground emergency procedures

External environment: N/A

Aids: None

Product of previous task: None

Initiation cues: HYD/OIL PRESS warning light illumination

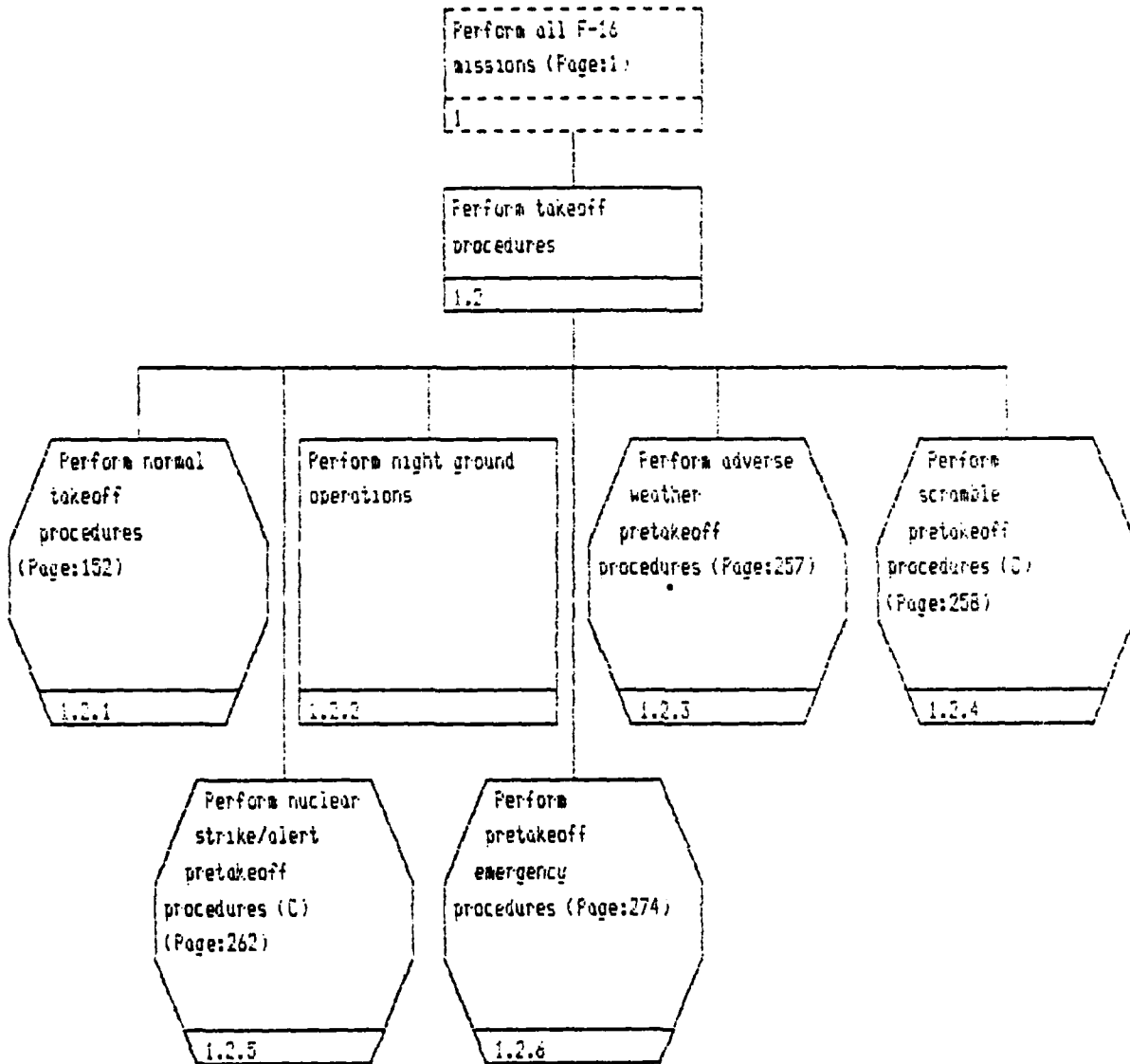
Systems presenting cues: Hydraulic power supply

STANDARD:

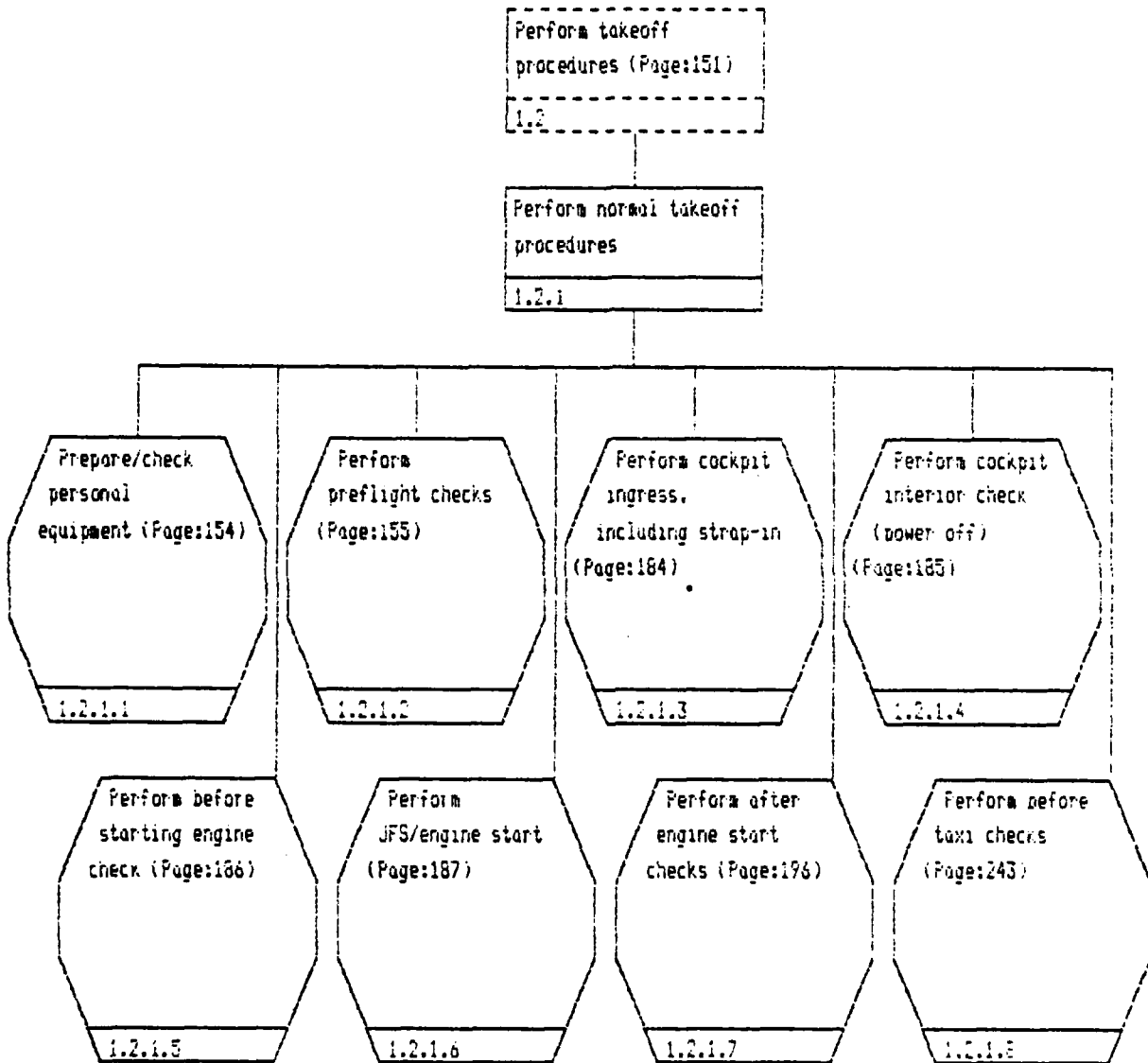
Authority: Steps as contained below and incorporated into Transition Phase Manual

Performance precision: Accurately IAW steps

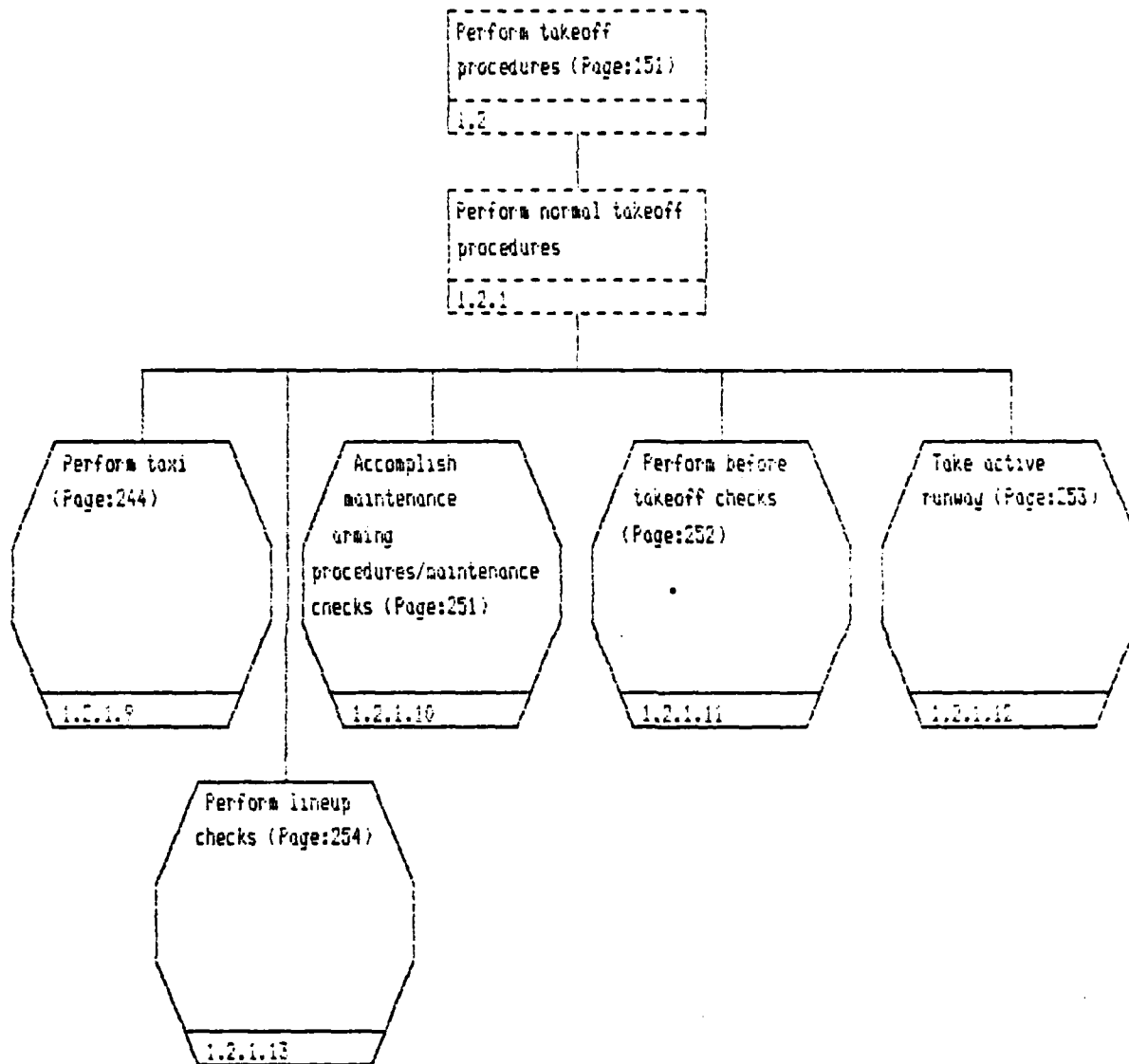
Computational accuracy: N/A



Continued on page: 153



Continued from page: 152



Perform normal takeoff
procedures (Page:152)

1.2.1

Prepare/check personal
equipment

1.2.1.1

Given personal
equipment, identify
unacceptable conditions
and determine
appropriate action in
accordance with
regulations

1.2.1.1.1

Perform normal takeoff procedures (Page:152)

1.2.1

Perform preflight checks

1.2.1.2

Check AFTO Form 781 (E)

1.2.1.2.1

Perform exterior inspection-aircraft (Page:156)

1.2.1.2.2

Perform exterior inspection-munitions (conventional) (Page:157)

1.2.1.2.3

Inspect ACHI pod (T)

1.2.1.2.4

Perform before entering cockpit checks (Page:179)

1.2.1.2.5

Perform preflight
checks (Page:155)

1.2.1.2

Perform exterior
inspection-aircraft

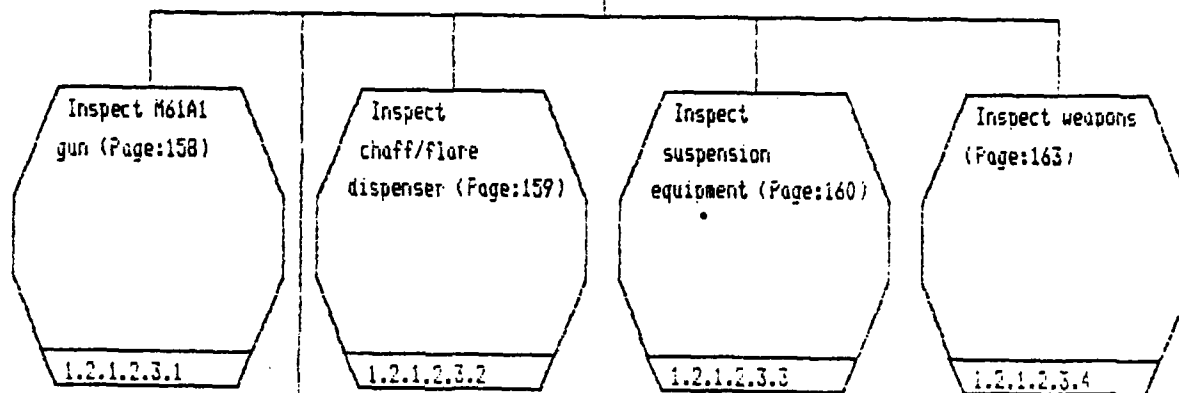
1.2.1.2.3

Match exterior A/C
inspection checklist
items with their
associated notes,
warnings, cautions,
limits, tolerances and
critical values without
error.

1.2.1.2.3.1

Perform preflight
checks (Page:155)
1.2.1.2

Perform exterior
inspection-munitions
(conventional)
1.2.1.2.3



Describe the procedure
for performing exterior
conventional munitions
inspections using -34
checklist and name the
considerations of most
importance with no
omissions.
1.2.1.2.3.5

Perform exterior
inspection-ammunitions
(conventional)
(Page:157)

1.2.1.2.3

Inspect M61A1 gun

1.2.1.2.3.1

Match gun checklist
items with their
associated notes,
warnings, cautions,
tolerances, limits, and
critical values without
error.

1.2.1.2.3.1.1

Perform exterior
inspection-munitions
(conventional)
(Page:157)

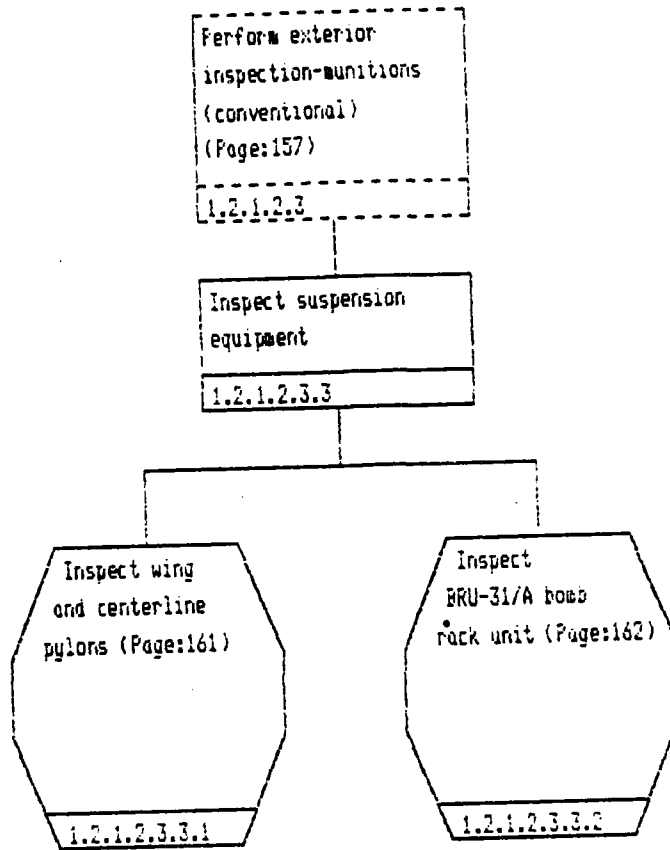
1.2.1.2.3

Inspect chaff/flare
dispenser

1.2.1.2.3.2

Match chaff/flare
dispenser checklist
items with their
associated notes,
warnings, cautions,
tolerances, limits, and
critical values without
error.

1.2.1.2.3.2.1



Inspect suspension
equipment (Page:160)

1.2.1.2.3.3

Inspect wing and
centerline pylons

1.2.1.2.3.3.1

Match wing and
centerline pylon
checklist items with
their associated notes,
warnings, cautions,
tolerances, limits, and
critical values without
error.

1.2.1.2.3.3.1.1

Inspect suspension
equipment (Page:160)
1.2.1.2.3.3

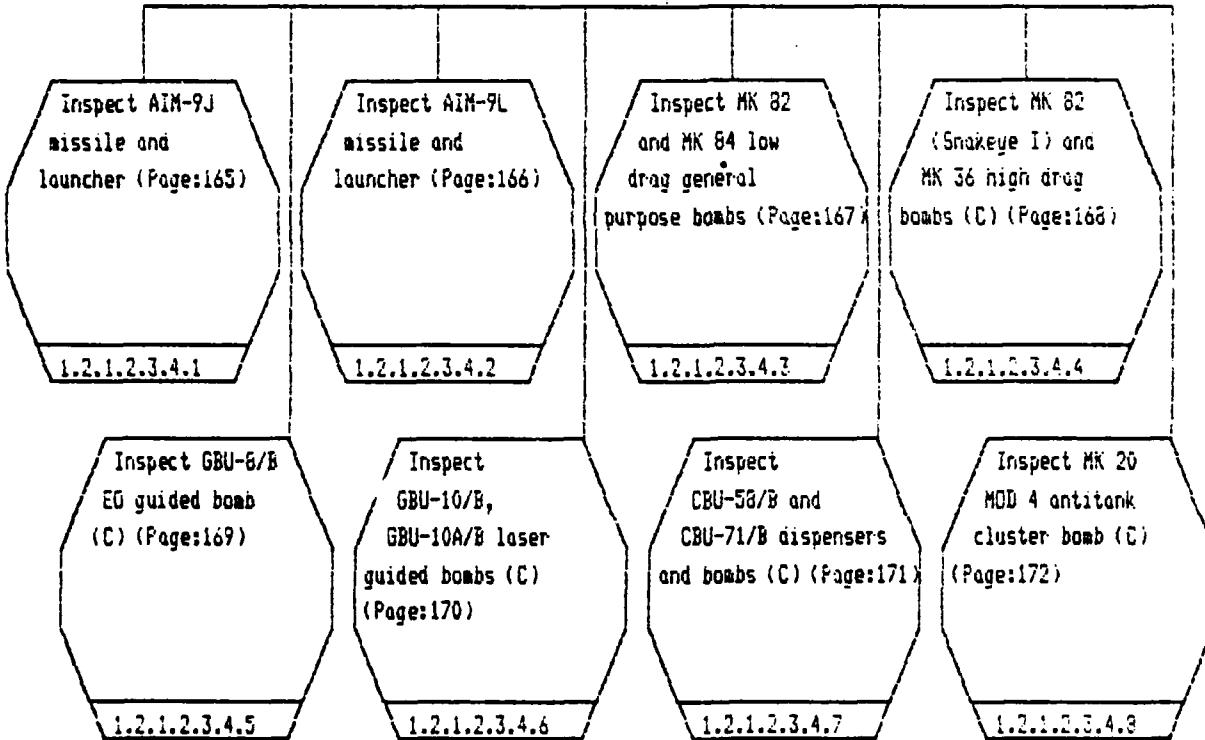
Inspect BRU-31/A bomb
rack unit
1.2.1.2.3.3.2

Match BRU 31/A
checklist items with
their associated notes,
warnings, cautions,
tolerances, limits, and
critical values without
error.
1.2.1.2.3.3.2.1

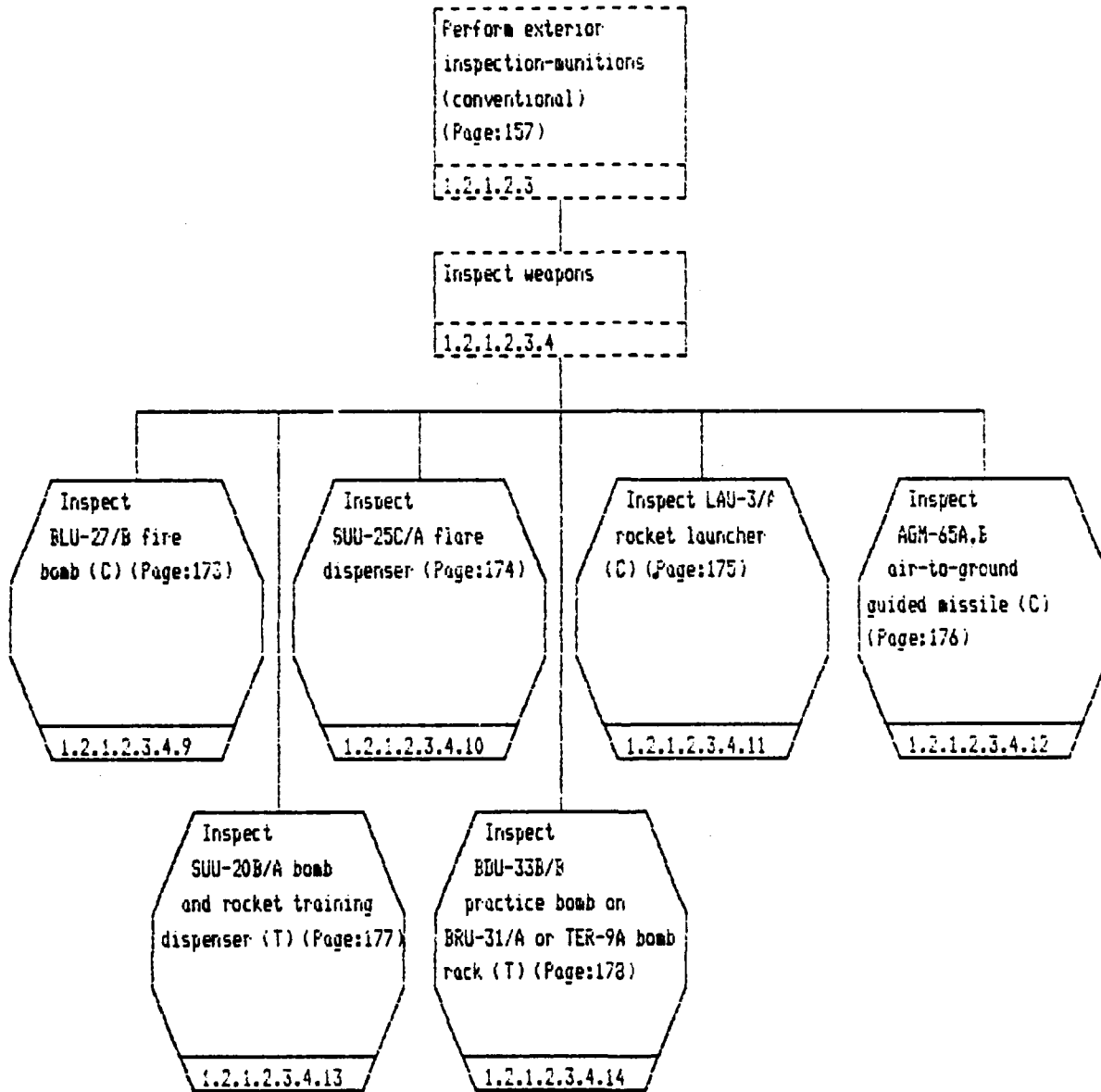
Continued on page: 164

Perform exterior
inspection-munitions
(conventional)
(Page:157)
1.2.1.2.3

Inspect weapons
1.2.1.2.3.4



Continued from page: 163



Inspect weapons
(Page:163)
1.2.1.2.3.4

Inspect AIM-9J missile
and launcher
1.2.1.2.3.4.1

Match AIM-9J missile
and launcher checklist
items with their
associated notes,
warnings, cautions,
tolerances, limits, and
critical values.
1.2.1.2.3.4.1.i

Inspect weapons
(Page:163)

1.2.1.2.3.4

Inspect AIM-9L missile
and launcher

1.2.1.2.3.4.2

Match AIM-9L missile
and launcher checklist
items with their
associated notes,
warnings, cautions,
tolerances, limits, and
critical values without
error.

1.2.1.2.3.4.2.1

Inspect weapons
(Page: 163)
1.2.1.2.3.4

Inspect MK 82 and MK 84
low drag general
purpose bombs
1.2.1.2.3.4.3

Match MK 82 and MK 84
LDGP bombs checklist
items with their
associated notes,
warnings, cautions,
tolerances, limits, and
critical values without
error.
1.2.1.2.3.4.3.1

Inspect weapons
(Page:163)
1.2.1.2.3.4

Inspect MK 82 (Snakeye
I) and MK 36 high drag
bombs (C)
1.2.1.2.3.4.4

Match MK 82 and MK 36
HDGP bombs checklist
items with their
associated notes,
warnings, cautions,
tolerances, limits, and
critical values without
error.
1.2.1.2.3.4.4.i

Inspect weapons
(Page:163)
1.2.1.2.3.4

Inspect GBU-8/B EO
guided bomb (C)
1.2.1.2.3.4.5

Match GBU-8/B checklist
items with their
associated notes,
warnings, cautions,
tolerances, limits, and
critical values without
error
1.2.1.2.3.4.5.1

Inspect weapons
(Page:163)
1.2.1.2.3.4

Inspect GBU-10/E,
GBU-10A/B laser guided
bombs (C)
1.2.1.2.3.4.6

Match GBU-10/E,
GBU-10A/B checklist
items with their
associated notes,
warnings, cautions,
tolerances, limits, and
critical values without
error.
1.2.1.2.3.4.6.1

Inspect weapons
(Page:163)

1.2.1.2.3.4

Inspect CBU-58/B and
CBU-71/B dispensers and
bombs (C)

1.2.1.2.3.4.7

Match CBU-58/B, and
CBU-71/B checklist
items with their
associated notes,
warnings, cautions,
tolerances, limits and
critical values without
error.

1.2.1.2.3.4.7.1

Inspect weapons
(Page:163)
1.2.1.2.3.4

Inspect MK 20 MOD 4
antitank cluster bomb
(C)
1.2.1.2.3.4.8

Match MK 20 MOD 4
checklist items with
their associated notes,
warnings, cautions,
tolerances, limits, and
critical values without
error.
1.2.1.2.3.4.8.1

Inspect weapons
(Page:163)

1.2.1.2.3.4

Inspect BLU-27/B fire
bomb (C)

1.2.1.2.3.4.9

Match BLU-27/B
checklist items with
their associated notes,
warnings, cautions,
tolerances, limits, and
critical values without
error.

1.2.1.2.3.4.9.1

Inspect weapons
(Page: 163)
1.2.1.2.3.4

Inspect SUU-25C/A flare
dispenser
1.2.1.2.3.4.10

Match SUU-25C/A
checklist items with
their associated notes,
warnings, cautions,
tolerances, limits, and
critical values without
error.
1.2.1.2.3.4.10.1

Inspect weapons
(Page:163)

1.2.1.2.3.4

Inspect LAU-3/A rocket
launcher (C)

1.2.1.2.3.4.11

Match LAU-3A checklist
items with their
associated notes,
warnings, cautions,
tolerances, limits, and
critical values without
error.

1.2.1.2.3.4.11.1

Inspect weapons
(Page:163)

1.2.1.2.3.4

Inspect AGM-65A,B
air-to-ground guided
missile (C)

1.2.1.2.3.4.12

Match AGM-65A,B
checklist items with
their associated notes,
warnings, cautions,
tolerances, limits and
critical values without
error.

1.2.1.2.3.4.12.1

Inspect weapons
(Page:163)
1.2.1.2.3.4

Inspect SUU-20B/A bomb
and rocket training
dispenser (T)
1.2.1.2.3.4.13

Match SUU-20B/A
checklist items with
their associated notes,
warnings, cautions,
tolerances, limits, and
critical values without
error.
1.2.1.2.3.4.13.1

Inspect weapons
(Page:163)

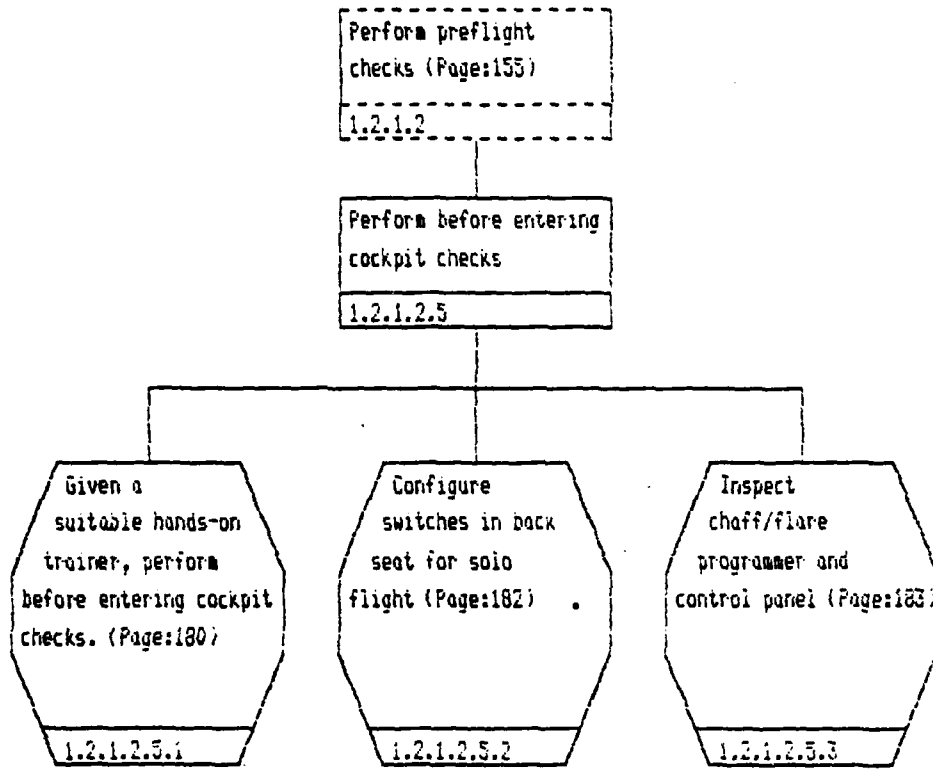
1.2.1.2.3.4

Inspect BDU-33B/E
practice bomb on
BRU-31/A or TER-9A bomb
rack (T)

1.2.1.2.3.4.14

Match BDU-33B/E
checklist items with
their associated notes,
warnings, cautions,
tolerances, limits, and
critical values without
error.

1.2.1.2.3.4.14.1



Perform before entering
cockpit checks
(Page:179)
1.2.1.2.5

Given a suitable
hands-on trainer,
perform before entering
cockpit checks.
1.2.1.2.5.1

Inspect
ejection seat
(Page:181)
1.2.1.2.5.1.1

Given a suitable hands-on trainer, perform before entering cockpit checks.
(Page:180)
1.2.1.2.5.1

Inspect ejection seat
1.2.1.2.5.1.1

Match ejection seat inspection checklist items with their associated notes, warnings, cautions, tolerances, limits, and critical values without error.
1.2.1.2.5.1.1.1

Perform before entering
cockpit checks
(Page:179)
1.2.1.2.5

Inspect chaff/flare
programmer and control
panel
1.2.1.2.5.3

Match chaff/flare
programmer and control
checklist items with
their associated notes,
warnings, cautions,
tolerances, limits, and
critical values without
error
1.2.1.2.5.3.1

Perform normal takeoff
procedures (Page:152)

1.2.1

Perform cockpit
ingress, including
strap-in

1.2.1.3

Describe the cockpit
ingress procedure,
including strap-in,
with its associated
notes, cautions,
warnings, critical
values, tolerances and
limits.

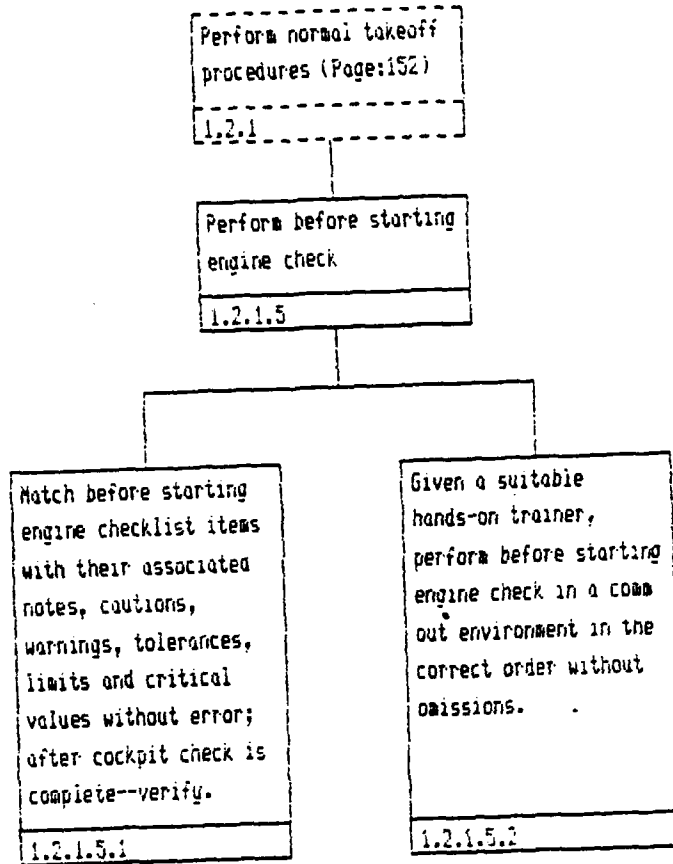
1.2.1.3.1

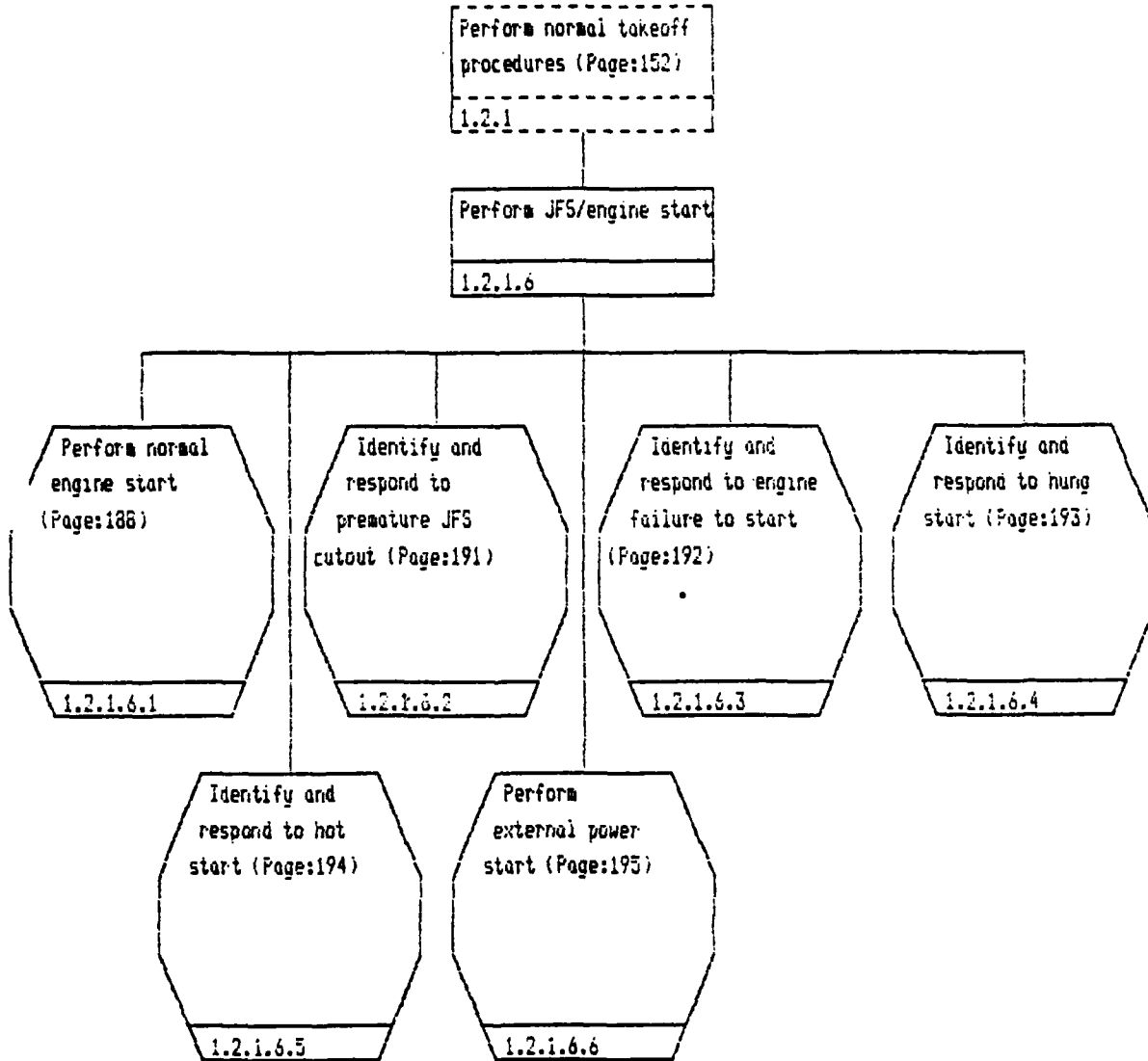
Perform normal takeoff
procedures (Page:152)
1.2.1

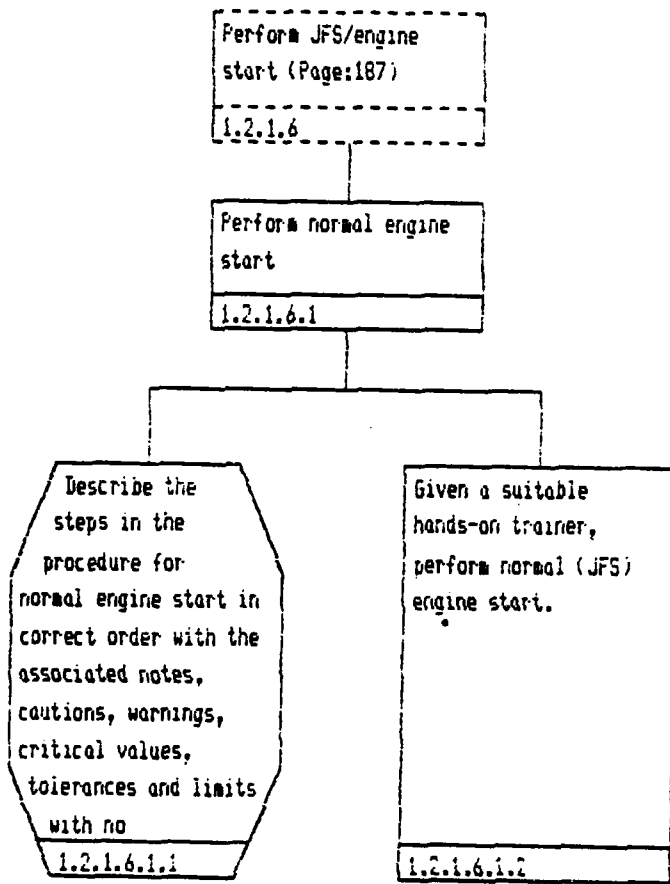
Perform cockpit
interior check (power
off)
1.2.1.4

Match cockpit interior
checklist items with
their associated notes,
cautions, warnings,
tolerances, limits and
critical values without
error.
1.2.1.4.1

Given a suitable
hands-on trainer,
perform cockpit
interior check (power
off) in a cross out
environment in the
correct order without
omissions.
1.2.1.4.2







Perform normal engine
start (Page:188)
1.2.1.6.1

Describe the steps in
the procedure for
normal engine start in
correct order with the
associated notes,
cautions, warnings,
critical values,
tolerances and limits
with no omissions.
1.2.1.6.1.1

System
workbook--engine
system. (Page:190)
1.2.1.6.1.1.1

Describe the steps in the procedure for normal engine start in correct order with the associated notes, cautions, warnings, critical values, tolerances and limits with no omissions.
(Page:189)
1.2.1.6.1.1

System workbook--engine system.
1.2.1.6.1.1.1

Describe the engine system in the F-16A and F-16B aircraft.
1.2.1.6.1.1.1.1

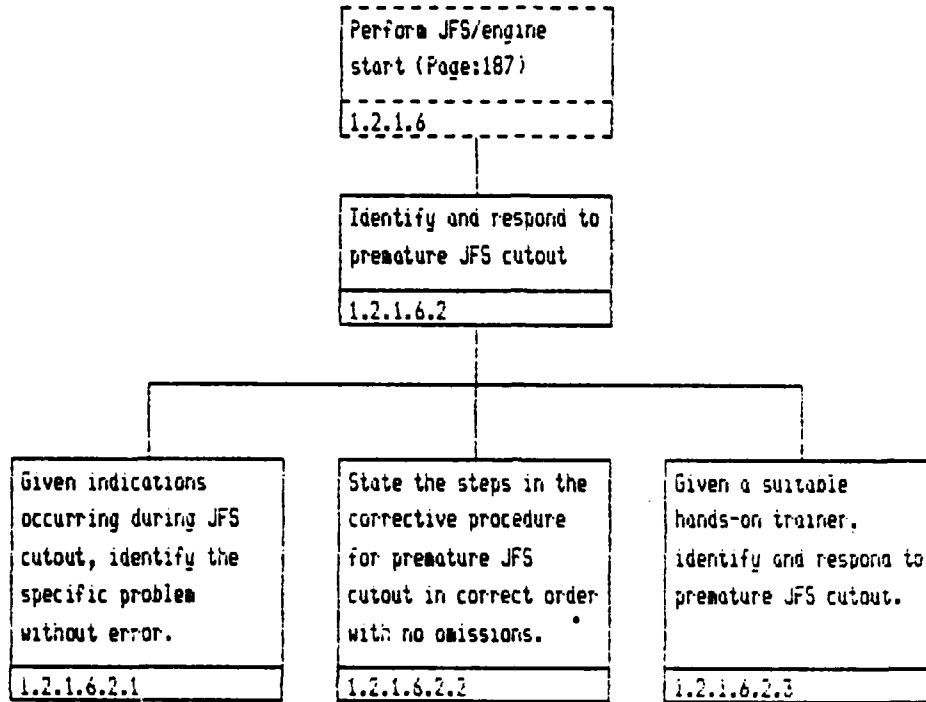
List with no omissions and describe without error the components and/or functions of the engine system, including as appropriate the sequence and modes of internal and external operation.
1.2.1.6.1.1.1.2

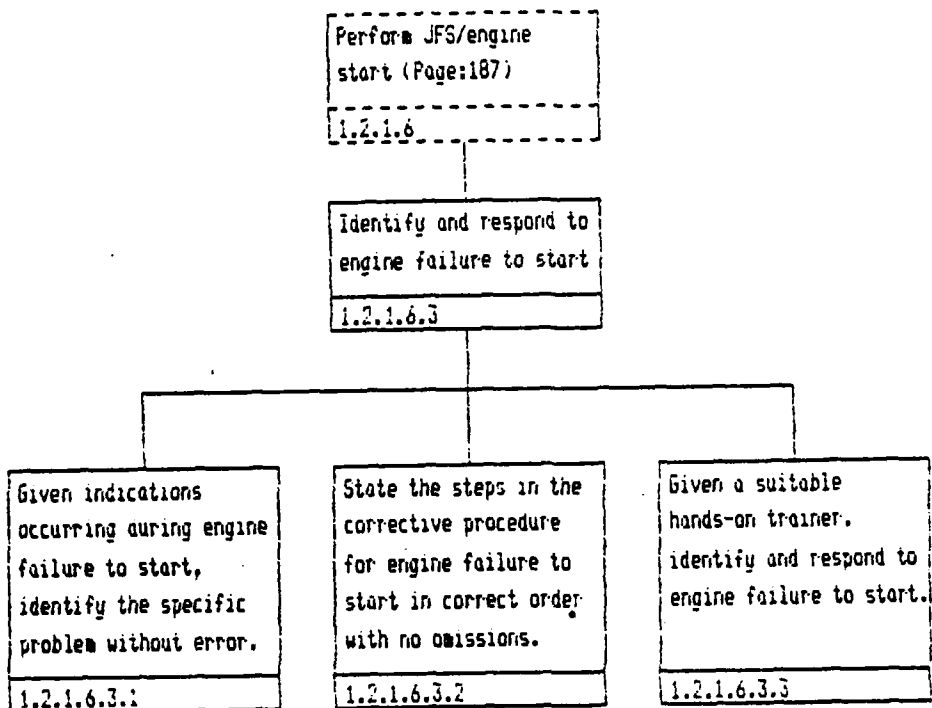
Given a photograph or drawing of the aircraft cockpit, locate and describe the function and manipulation of each control that directly affects the engine system, without error.
1.2.1.6.1.1.1.3

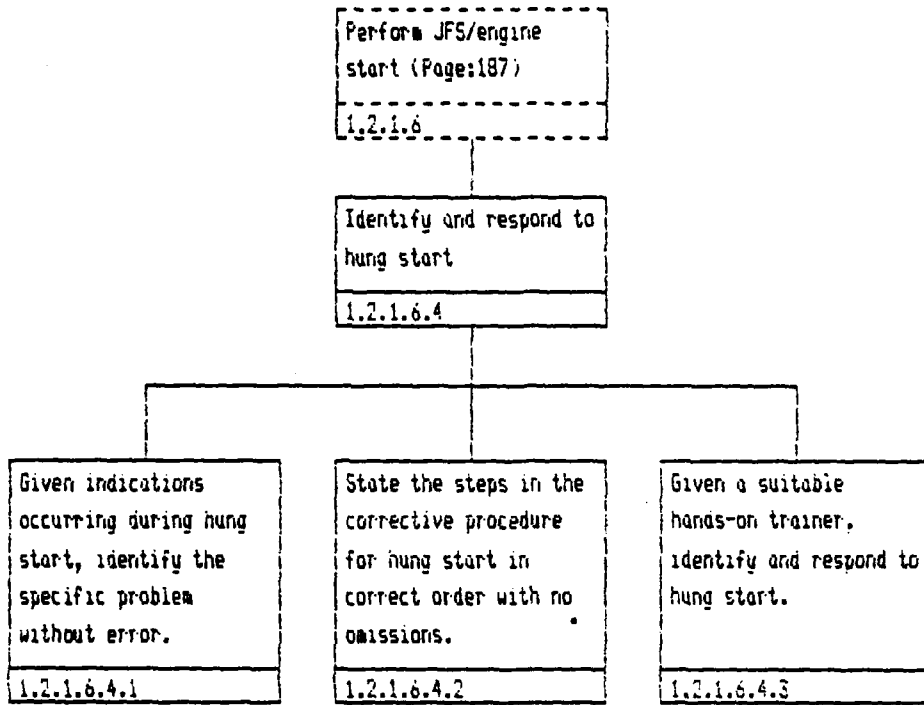
Given a photograph or drawing of the aircraft cockpit, locate and describe the interpretation of each indicator that monitors the engine system, without error.
1.2.1.6.1.1.1.4

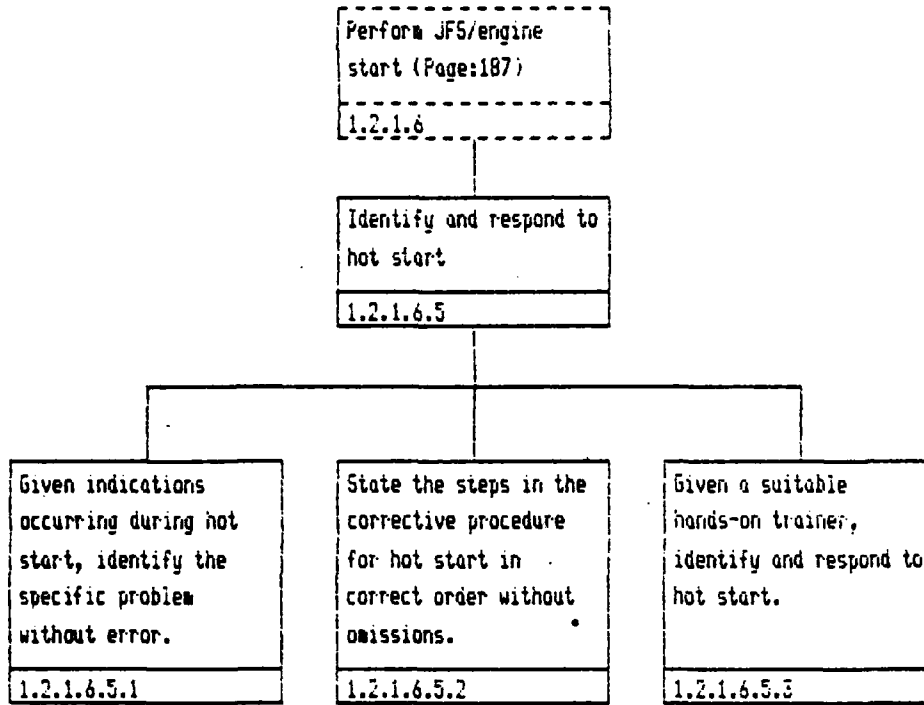
State the possible modes of engine system degradation, and describe their causes and consequences, without error.
1.2.1.6.1.1.1.5

List with no omissions and describe without error any features of the engine system in the F-16B that differ or are in addition to those in the F-16A.
1.2.1.6.1.1.1.6









Perform JFS/engine
start (Page:187)
1.2.1.6

Perform external power
start
1.2.1.6.6

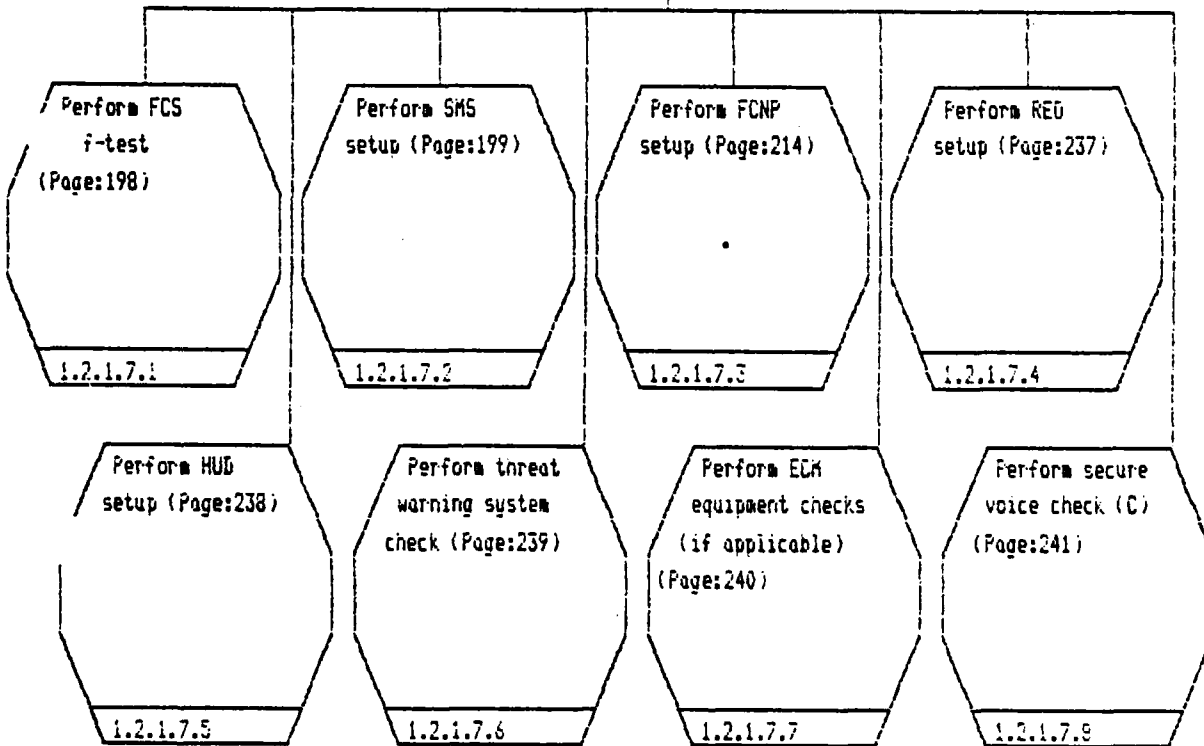
Describe the steps in
the procedure for
external power start in
correct order with the
associated notes,
cautions, warnings,
critical values,
tolerances and limits
with no omissions.
1.2.1.6.6.1

Given a suitable
hands-on trainer,
perform external power
start.
1.2.1.6.6.2

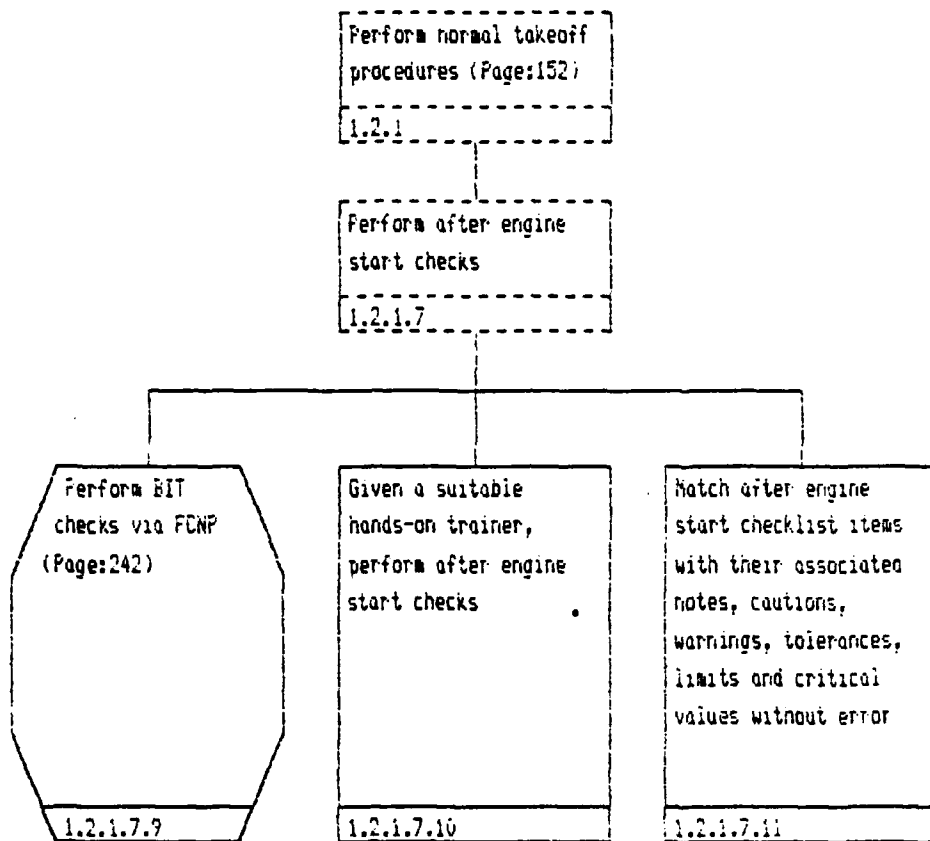
Continued on page: 197

Perform normal takeoff
procedures (Page:152)
1.2.1

Perform after engine
start checks
1.2.1.7



Continued from page: 196



Perform after engine
start checks (Page:196)
1.2.1.7

Perform FCS self-test
1.2.1.7.1

Given the FCS self-test
checklist table and a
set of pit
indications, state
correctly whether the
test is proceeding
normally.
1.2.1.7.1.1

State the associated
notes, cautions,
warnings, critical
values, tolerances and
limits for FCS
self-test procedure
with no omissions.
1.2.1.7.1.2

Given indication
occurring during a FCS
self-test, identify
test failures without
error..
1.2.1.7.1.3

State the corrective
procedure to be used
following FCS self-test
failure without error.
1.2.1.7.1.4

Given a suitable
hands-on trainer,
perform FCS self-test.
1.2.1.7.1.5

Perform after engine
start checks (Page:196)
1.2.1.7

Perform SMS setup
1.2.1.7.2

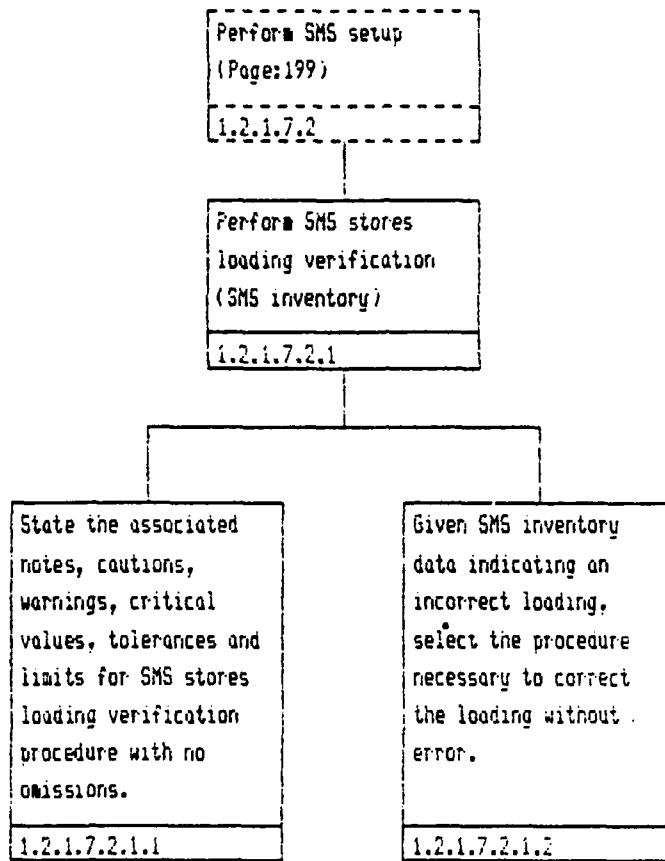
Perform SMS
stores loading
verification (SMS
inventory) (Page:200)
1.2.1.7.2.1

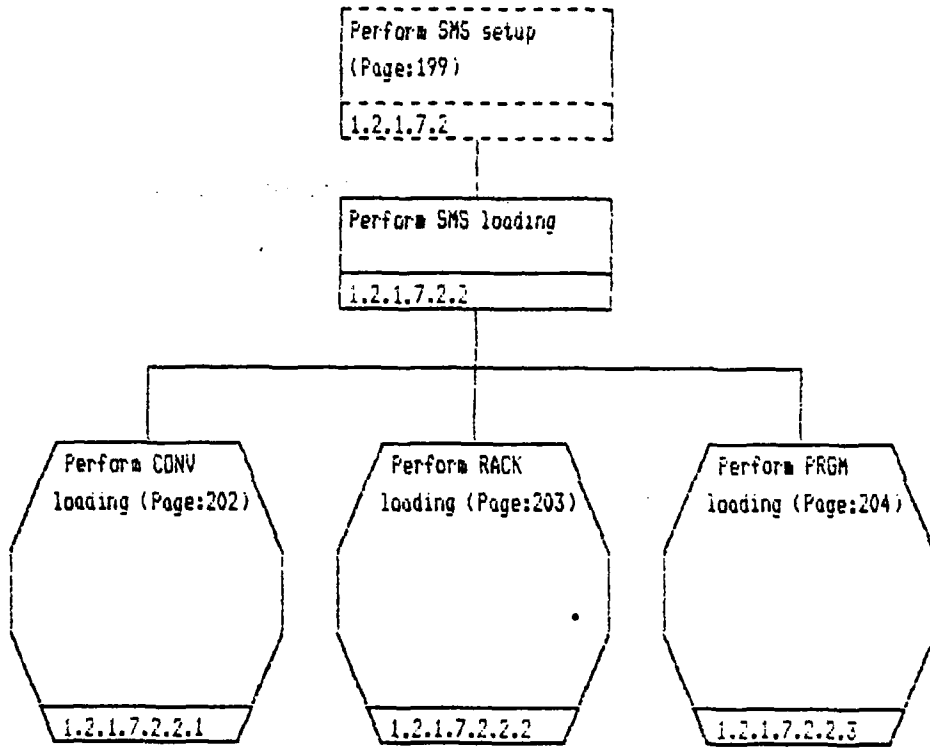
Perform SMS
loading (Page:201)
1.2.1.7.2.2

Perform
air-to-surface
attack modification
(profile munitions)
(Page:205)
1.2.1.7.2.3

Given a suitable
hands-on trainer,
perform SMS setup.
1.2.1.7.2.4

Describe the
steps in SMS
setup in correct
order with no
omissions. (Page:212)
1.2.1.7.2.5





Perform SMS loading
(Page:201)
1.2.1.7.2.2

Perform CONV loading
1.2.1.7.2.2.1

State the associated
notes, cautions,
warnings, critical
values, tolerances, and
limits for conventional
loading procedure with
no omissions.
1.2.1.7.2.2.1.1

Perform SMS loading
(Page:201)

1.2.1.7.2.2

Perform RACK loading

1.2.1.7.2.2.2

State the associated notes, cautions, warnings, critical values, tolerances, and limits for RACK loading procedure with no omissions.

1.2.1.7.2.2.2.1

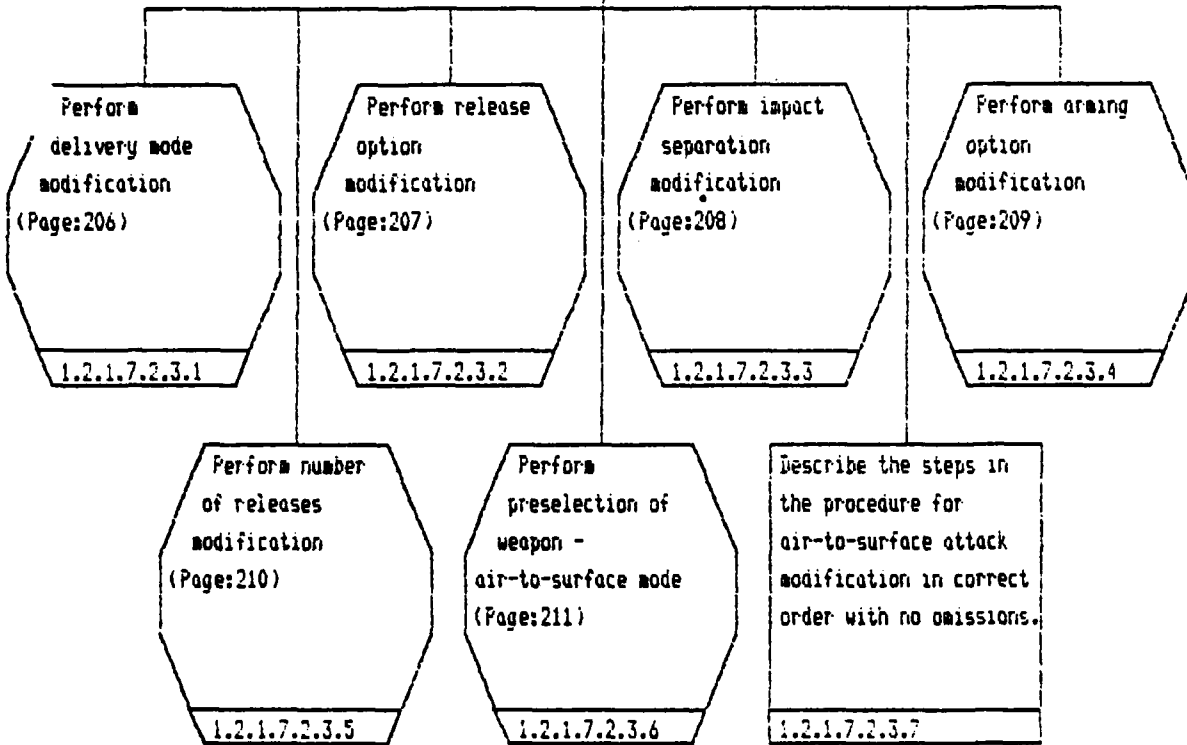
Perform SMS loading
(Page:201)
1.2.1.7.2.2

Perform PRGM loading
1.2.1.7.2.2.3

State the associated
notes, cautions,
warnings, critical
values, tolerances and
limits for PRGM loading
procedure with no
omissions.
1.2.1.7.2.2.3.1

Perform SMS setup
(Page:199)
1.2.1.7.2

Perform air-to-surface
attack modification
(profile munitions)
1.2.1.7.2.3



Perform air-to-surface
attack modification
(profile munitions)
(Page:205)

1.2.1.7.2.3

Perform delivery mode
modification

1.2.1.7.2.3.1

Describe the steps in
the procedure for
delivery mode
modification in correct
order with the
associated notes,
cautions, warnings,
critical values,
tolerances and limits
with no omissions.

1.2.1.7.2.3.1.1

Perform air-to-surface
attack modification
(profile munitions)
(Page:205)
1.2.1.7.2.3

Perform release option
modification
1.2.1.7.2.3.2

Describe the steps in
the procedure for
release option
modification in correct
order with the
associated notes,
warnings, cautions,
critical values,
tolerances and limits
with no omissions.
1.2.1.7.2.3.2.1

Perform air-to-surface
attack modification
(profile munitions)
(Page:205)

1.2.1.7.2.3

Perform impact
separation modification

1.2.1.7.2.3.3

Describe the steps in
the procedure for
impact separation
modification in correct
order with the
associated notes,
cautions, warnings,
critical values,
tolerances and limits
with no omissions.

1.2.1.7.2.3.3.1

Perform air-to-surface
attack modification
(profile munitions)
(Page:205)

1.2.1.7.2.3

Perform arming option
modification

1.2.1.7.2.3.4

Describe the steps in
the procedure for
arming option
modification in correct
order with the
associated notes,
cautions, warnings,
critical values,
tolerances and limits
with no omissions.

1.2.1.7.2.3.4.i

Perform air-to-surface
attack modification
(profile munitions)
(Page:205)
1.2.1.7.2.3

Perform number of
releases modification
1.2.1.7.2.3.5

Describe the steps in
the procedure for
number of releases
modification in correct
order with the
associated notes,
cautions, warnings,
critical values,
tolerances and limits
with no omissions.
1.2.1.7.2.3.5.1

Perform air-to-surface
attack modification
(profile munitions)
(Page: 205)

1.2.1.7.2.3

Perform preselection of
weapon - air-to-surface
mode

1.2.1.7.2.3.6

Describe the steps in
the procedure for
preselection of
weapon--air-to-surface
mode--in correct order
with the associated
notes, cautions,
warnings, critical
values, tolerances and
limits with no

1.2.1.7.2.3.6.1

Perform SMS setup
(Page:199)
1.2.1.7.2

Describe the steps in
SMS setup in correct
order with no omissions.
1.2.1.7.2.5

System
Workbook-Stores
management system
(Page:213)
1.2.1.7.2.5.1

Describe the steps in SMS setup in correct order with no omissions. (Page:212)

1.2.1.7.2.5

System Workbook-Stores management system

1.2.1.7.2.5.1

Describe the stores management system in the F-16A and F-16B aircraft.

1.2.1.7.2.5.1.1

List with no omissions and describe without error the components and/or functions of the stores management system, including as appropriate the sequence and modes of internal and external operation.

1.2.1.7.2.5.1.2

Given a photograph or drawing of the aircraft cockpit, locate and describe the function and manipulation of each control that directly affects the stores management system, without error.

1.2.1.7.2.5.1.3

Given a photograph or drawing of the aircraft cockpit, locate and describe the interpretation of each indicator that monitors the stores management system without error.

1.2.1.7.2.5.1.4

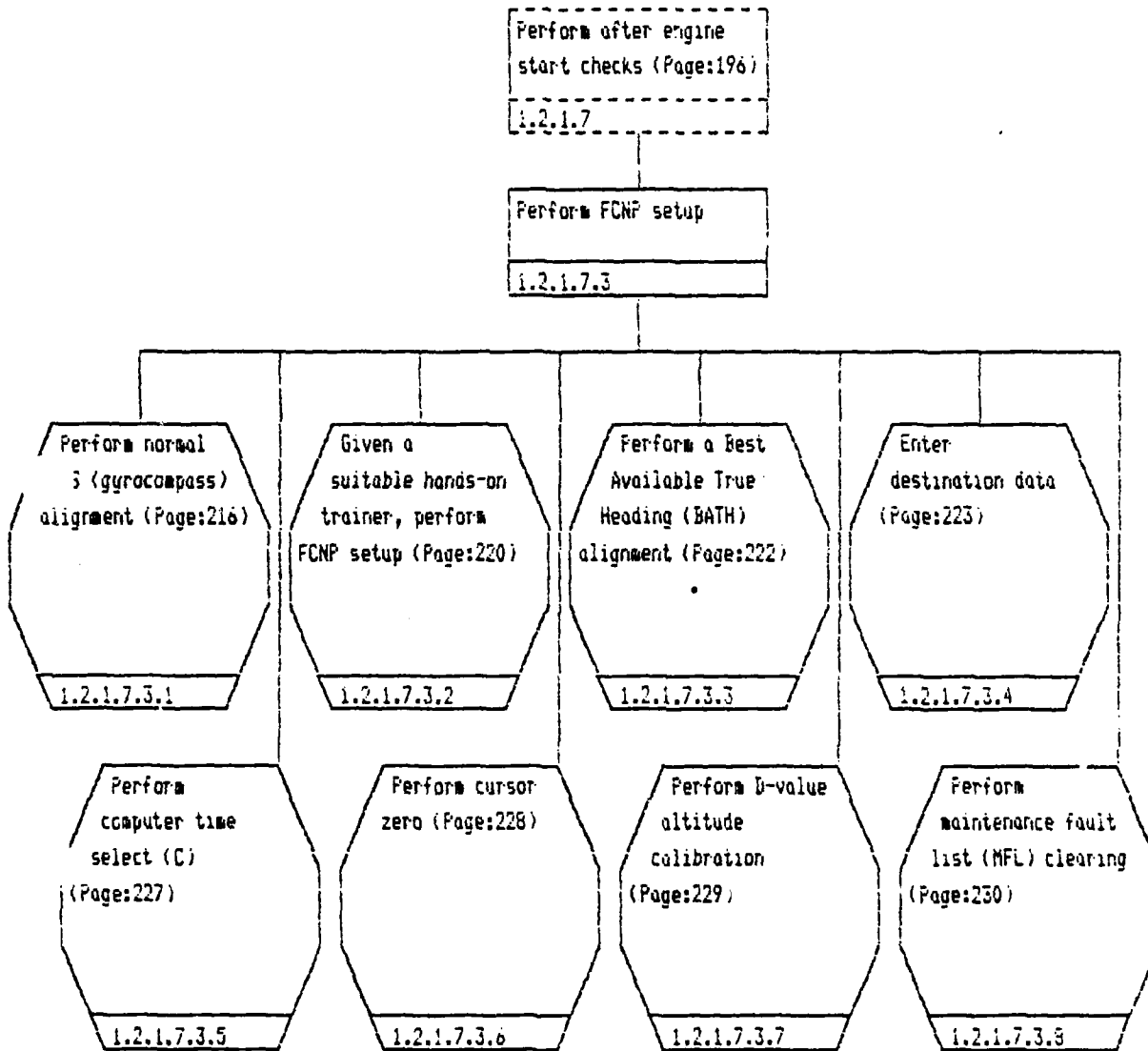
State the possible modes of stores management system degradation, and describe their causes and consequences, without error.

1.2.1.7.2.5.1.5

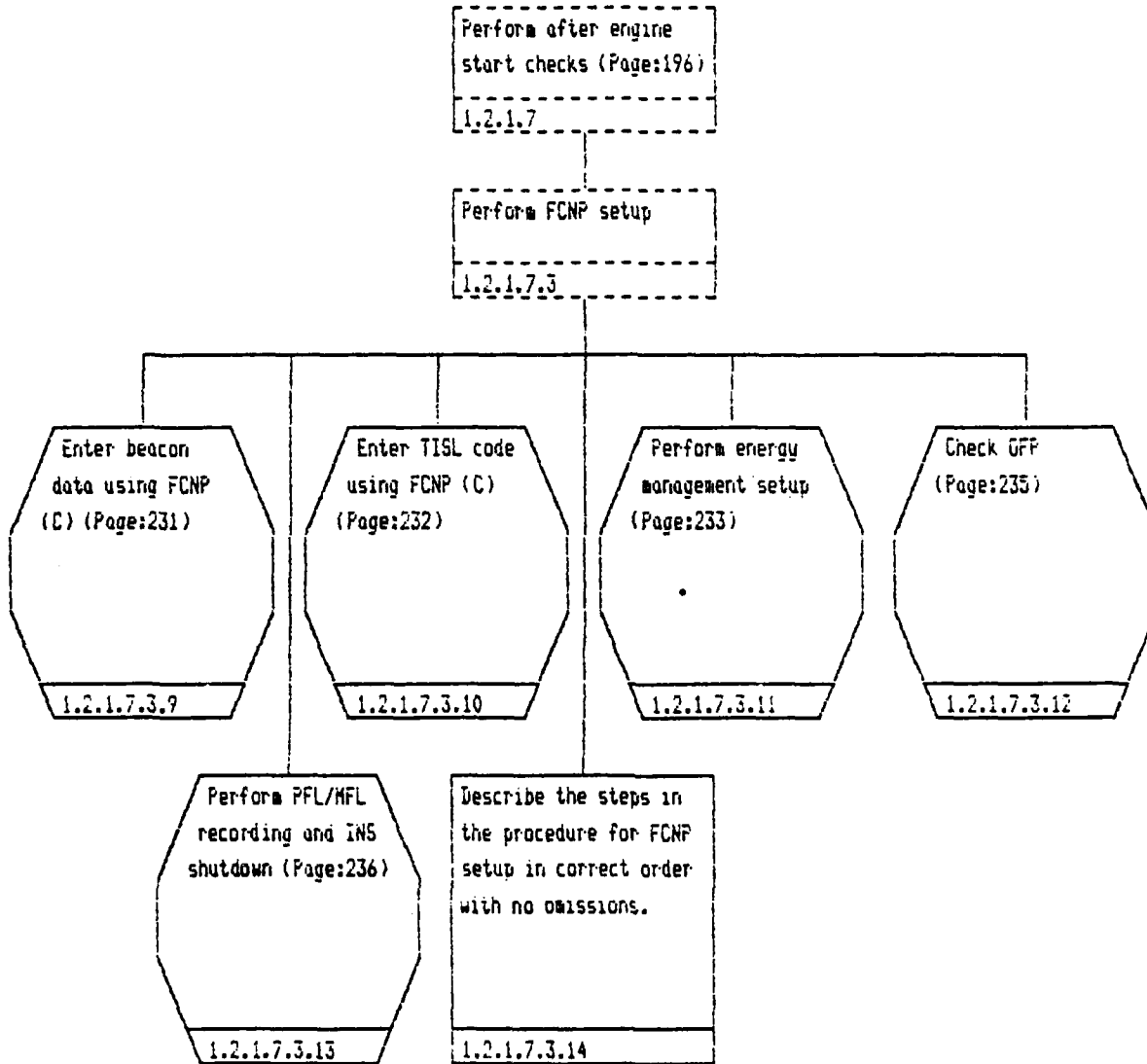
List with no omissions and describe without error any features of the stores management system in the F-16B that differ or are in addition to those in the F-16A

1.2.1.7.2.5.1.6

Continued on page: 215

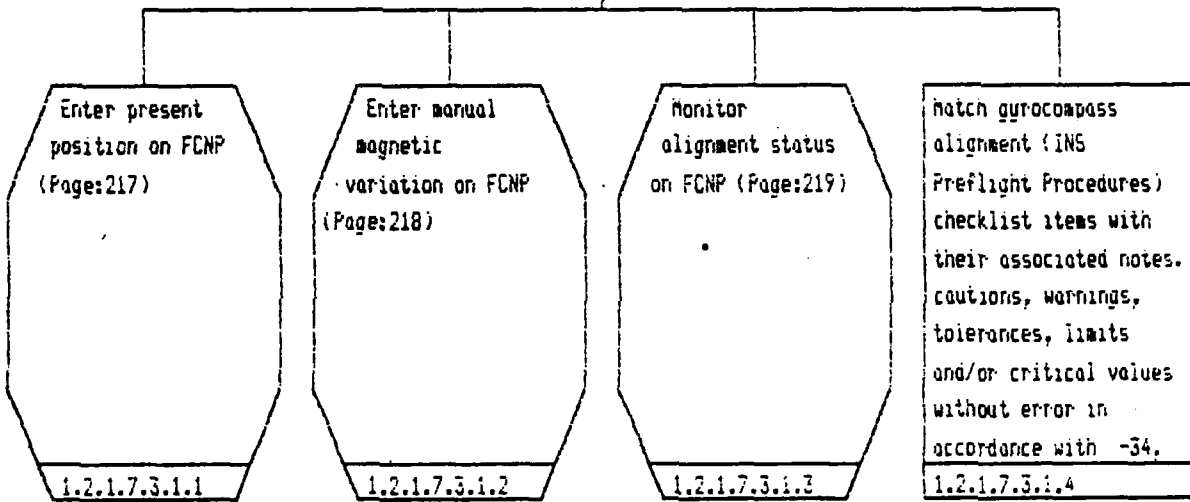


Continued from page: 214



Perform FCNP setup
(Page:214)
1.2.1.7.3

Perform normal INS
(gyrocompass) alignment
1.2.1.7.3.1



Enter present position on FCNP
(Page:217)

1.2.1.7.3.1.1

Enter manual magnetic variation on FCNP
(Page:218)

1.2.1.7.3.1.2

Monitor alignment status on FCNP (Page:219)

1.2.1.7.3.1.3

Match gyrocompass alignment (INS Preflight Procedures) checklist items with their associated notes, cautions, warnings, tolerances, limits and/or critical values without error in accordance with -34.

1.2.1.7.3.1.4

Perform normal INS
(gyrocompass) alignment
(Page:216)
1.2.1.7.3.1

Enter present position
on FCNP
1.2.1.7.3.1.1

Describe the steps in
the procedure for
entering present
position on FCNP in
correct order with the
associated notes,
cautions, warnings,
critical values,
tolerances and limits
with no omissions.
1.2.1.7.3.1.1.1

Perform normal INS
(gyrocompass) alignment
(Page:216)
1.2.1.7.3.1

Enter manual magnetic
variation on FCNP
1.2.1.7.3.1.2

Describe the steps in
the procedure for
entering manual
variation on FCNP in
correct order with the
associated notes,
cautions, warnings,
critical values,
tolerances and limits
with no omissions.
1.2.1.7.3.1.2.1

Perform normal INS
(gyrocompass) alignment
(Page:216)

1.2.1.7.3.1

Monitor alignment
status on FCNP

1.2.1.7.3.1.3

Describe the steps in
the procedure for
monitoring alignment
status on FCNP with the
associated notes,
cautions, warnings,
critical values,
tolerances and limits
with no omissions.

1.2.1.7.3.1.3.1

Perform FCNP setup
(Page:214)
1.2.1.7.3

Given a suitable
hands-on trainer, .
perform FCNP setup
1.2.1.7.3.2

Perform a
stored heading
alignment (Page:221)
1.2.1.7.3.2.1

Given a suitable
hands-on trainer,
perform FCNP setup
(Page:220)

1.2.1.7.3.2

Perform a stored
heading alignment

1.2.1.7.3.2.1

Match stored heading
alignment (INS
preflight procedures)
checklist items with
their associated notes,
cautions, warnings,
tolerances, limits
and/or critical values
without error in
accordance with -34, -1.

1.2.1.7.3.2.1.1

Perform FCNF setup
(Page:214)
1.2.1.7.3

Perform a Best
Available True Heading
(BATH) alignment
1.2.1.7.3.3

Match Best Available
True Heading (BATH)
alignment (INS
preflight procedures)
checklist items with
their associated notes,
cautions, warnings,
tolerances, limits
and/or critical values
without error in
1.2.1.7.3.3.1

Perform FCNP setup
(Page:214)
1.2.1.7.3

Enter destination data
1.2.1.7.3.4

Enter destination
ordinates
(Page:224)
1.2.1.7.3.4.1

Enter destination
elevation (Page:225)
1.2.1.7.3.4.2

Enter offset
aimpoint data
(Page:226)
1.2.1.7.3.4.3

Match Destination Data
Entry FCNP checklist
items with their
associated notes,
cautions, warnings,
tolerances, limits
and/or critical values
without error in
accordance with -34.
1.2.1.7.3.4.4

Enter destination data
(Page:223)
1.2.1.7.3.4

Enter destination
coordinates
1.2.1.7.3.4.1

Describe the steps in
the procedure for
entering destination
coordinates in correct
order with no omissions.
1.2.1.7.3.4.1.1

Enter destination data
(Page:223)
1.2.1.7.3.4

Enter destination
elevation
1.2.1.7.3.4.2

Describe the steps in
the procedure for
entering destination
elevation in correct
order with no omissions.
1.2.1.7.3.4.2.1

Enter destination data
(Page:223)

1.2.1.7.3.4

Enter offset aimpoint
data

1.2.1.7.3.4.3

Describe the steps in
the procedure for
entering offset
aimpoint data in
correct order with no
omissions.

1.2.1.7.3.4.3.1

Perform FCNP setup
(Page:214)
1.2.1.7.3

Perform cursor zero
1.2.1.7.3.6

Match cursor zero (INS
preflight procedures)
checklist items with
their associated notes,
cautions, warnings, .
tolerances, limits
and/or critical values
without error in
accordance with -1.
1.2.1.7.3.6.1

Perform FCNP setup
(Page:214)
1.2.1.7.3

Perform D-value
altitude calibration
1.2.1.7.3.7

Match D-value altitude
calibration (INS
preflight procedures)
checklist items with
their associated notes,
cautions, warnings,
tolerances, limits
and/or critical values
without error in
accordance with -1.
1.2.1.7.3.7.1

Perform FCNP setup
(Page:214)
1.2.1.7.3

Perform maintenance
fault list (MFL)
clearing
1.2.1.7.3.8

Match Maintenance Fault
List (MFL) clearing
(INS preflight
procedures) checklist
items with their
associated notes,
cautions, warnings,
tolerances, limits
and/or critical values
without error in
1.2.1.7.3.8.1

Perform FCNP setup
(Page:214)

1.2.1.7.3

Enter beacon data using
FCNP (C)

1.2.1.7.3.9

Match Beacon Data Entry
FCNP checklist items
with their associated
notes, cautions,
warnings, tolerances,
limits and/or critical
values without error in
accordance with -34.

1.2.1.7.3.9.i

Perform FCNP setup
(Page:214)

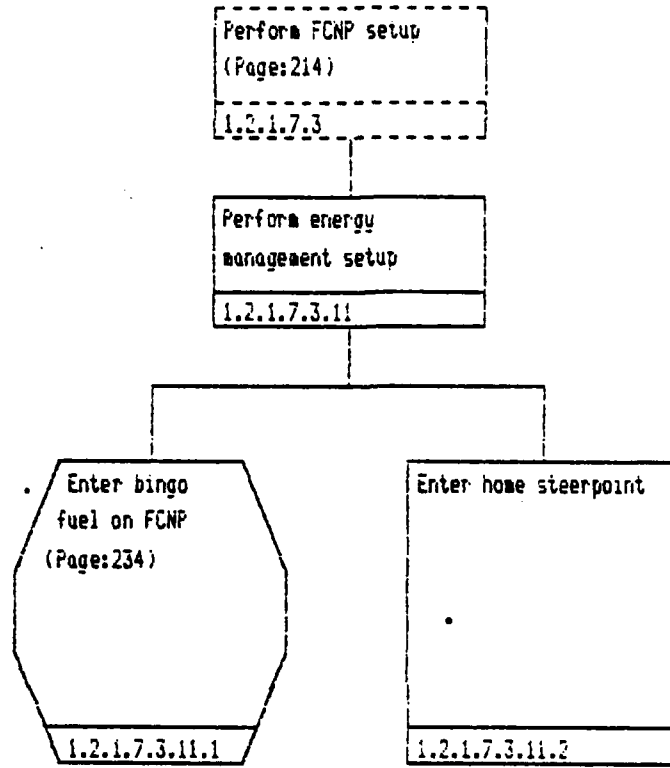
1.2.1.7.3

Enter TISL code using
FCNP (C)

1.2.1.7.3.10

Match TISL Data Entry
FCNP checklist items
with their associated
notes, cautions,
warnings, tolerances,
limits and/or critical
values without error in
accordance with -34.

1.2.1.7.3.10.1



Perform energy
management setup
(Page: 233)
1.2.1.7.3.11

Enter bingo fuel on FCNF
1.2.1.7.3.11.i

Describe the steps in
the procedure for
entering BINGO fuel on
FCNF in correct order
with the associated
notes, cautions,
warnings, critical
values, tolerances and
limits with no
omissions.
1.2.1.7.3.11.i.1

Perform FCNP setup
(Page:214)

1.2.1.7.3

Check GFP

1.2.1.7.3.12

Describe the steps in the procedure for checking GFP in correct order with the associated notes, cautions, warnings, critical values, tolerances and limits with no omissions.

1.2.1.7.3.12.1

Perform FCNF setup
(Page:214)
1.2.1.7.3

Perform PFL/MFL
recording and INS
shutdown
1.2.1.7.3.13

Describe the procedures
for PFL/MFL recording
and INS shutdown
1.2.1.7.3.13.1

Perform after engine
start checks (Page:196)

1.2.1.7

Perform REG setup

1.2.1.7.4

Describe the steps in
the procedure for
performing REG setup in
correct order with the
associated notes,
cautions, warnings,
critical values,
tolerances and limits
with no omissions.

1.2.1.7.4.1

Perform after engine
start checks (Page:196)

1.2.1.7

Perform HUD setup

1.2.1.7.5

Match Head Up Display
(Initial Power Up)
Checklist items with
their associated notes,
cautions, warnings, .
tolerances, limits
and/or critical values
without error in
accordance with -34.

1.2.1.7.5.1

Perform after engine
start checks (Page:196)
1.2.1.7

Perform threat warning
system check
1.2.1.7.6

Match Threat Warning
System checklist items
with their associated
notes, cautions,
warnings, tolerances,
limits and/or critical
values without error in
accordance with -34.
1.2.1.7.6.1

Perform after engine
start checks (Page:196)
1.2.1.7

Perform ECM equipment
checks (if applicable)
1.2.1.7.7

Describe the steps in
the procedure for
performing ECM
equipment checks in
correct order with no
omissions.
1.2.1.7.7.1

Perform after engine
start checks (Page:196)

1.2.1.7

Perform BIT checks via
FCNP

1.2.1.7.9

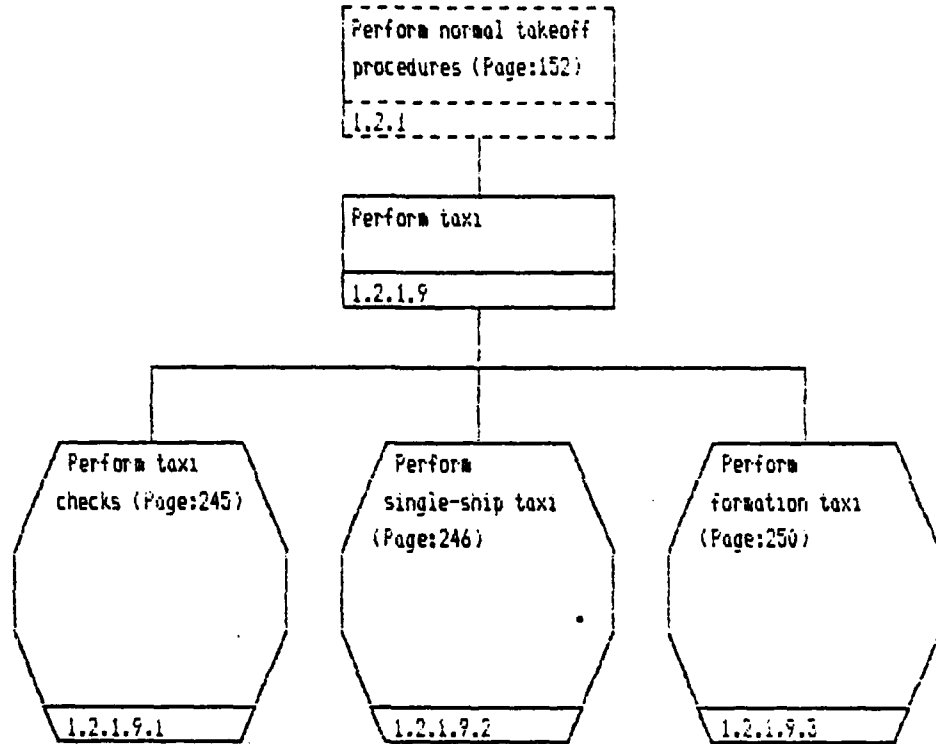
State the correct
procedure for
initiating built-in
test (BIT) sequences
via the FCNP in
accordance with the
checklist and/or
Avionics Manual.

1.2.1.7.9.1

Perform normal takeoff
procedures (Page:152)
1.2.1

Perform before taxi
checks
1.2.1.8

Match before taxi
checklist items with
their associated notes,
cautions, warnings,
tolerances, limits
and/or critical values
without error in
accordance with -1.
1.2.1.8.1



Perform taxi (Page:244)

1.2.1.9

Perform taxi checks

1.2.1.9.1

Match taxi checklist items with their associated notes, cautions, warnings, limits and/or critical values without error in accordance with -1.

1.2.1.9.1.1

Perform taxi (Page:244)
1.2.1.9

Perform single-ship taxi
1.2.1.9.2

Describe the steps in the procedure for single-ship taxi in correct order with the associated notes, cautions, warnings, critical values, tolerances and limits with no
1.2.1.9.2.1

Perform single-ship
taxi (Page:246)

1.2.1.9.2

Describe the steps in
the procedure for
single-ship taxi in
correct order with the
associated notes,
cautions, warnings,
critical values,
tolerances and limits
with no omissions.

1.2.1.9.2.1

System
workbook--brake
system. (Page:248)

1.2.1.9.2.1.1

System
workbook--NWS
system. (Page:249)

1.2.1.9.2.1.2

Describe the steps in the procedure for single-ship taxi in correct order with the associated notes, cautions, warnings, critical values, tolerances and limits with no omissions.
(Page:247)
1.2.1.9.2.1

System workbook--brake system.
1.2.1.9.2.1.1

Describe the brake system in the F-16A and F-16B aircraft.
1.2.1.9.2.1.1.1

List with no omissions and describe without error the components and/or functions of the brake system, including as appropriate the sequence and modes of internal and external operation.
1.2.1.9.2.1.1.2

Given a photograph or drawing of the aircraft cockpit, locate and describe the function and manipulation of each control that directly affects the brake system, without error.
1.2.1.9.2.1.1.3

Given a photograph or drawing of the aircraft cockpit, locate and describe the interpretation of each indicator that monitors the brake system, without error.
1.2.1.9.2.1.1.4

State the possible modes of brake system degradation, and describe their causes and consequences, without error.
1.2.1.9.2.1.1.5

List with no omissions and describe without error any features of the brake system in the F-16B that differ or are in addition to those in the F-16A.
1.2.1.9.2.1.1.6

Describe the steps in the procedure for single-ship taxi in correct order with the associated notes, cautions, warnings, critical values, tolerances and limits with no omissions.
(Page:247)
1.2.1.9.2.1

System workbook--NWS system.
1.2.1.9.2.1.2

Describe the NWS system in the F-16A and F-16B aircraft
1.2.1.9.2.1.2.1

List with no omissions and describe without error the components and/or functions of the NWS system, including as appropriate the sequence and modes of internal and external operation.
1.2.1.9.2.1.2.2

Given a photograph or drawing of the aircraft cockpit, locate and describe the function and manipulation of each control that directly affects the NWS system, without error.
1.2.1.9.2.1.2.3

Given a photograph or drawing of the aircraft cockpit, locate and describe the interpretation of each indicator that monitors the NWS system without error.
1.2.1.9.2.1.2.4

State the possible modes of NWS system degradation, and describe their causes and consequences, without error.
1.2.1.9.2.1.2.5

List with no omissions and describe without error any features of the NWS system in the F-16B that differ or are in addition to those in the F-16A.
1.2.1.9.2.1.2.6

Perform taxi (Page:244)

1.2.1.9

Perform formation taxi

1.2.1.9.3

Describe the procedures
and techniques for
formation taxi in the
F-16.

1.2.1.9.3.1 •

Perform normal takeoff
procedures (Page:152)

1.2.1

Accomplish maintenance
driving
procedures/maintenance
checks

1.2.1.10

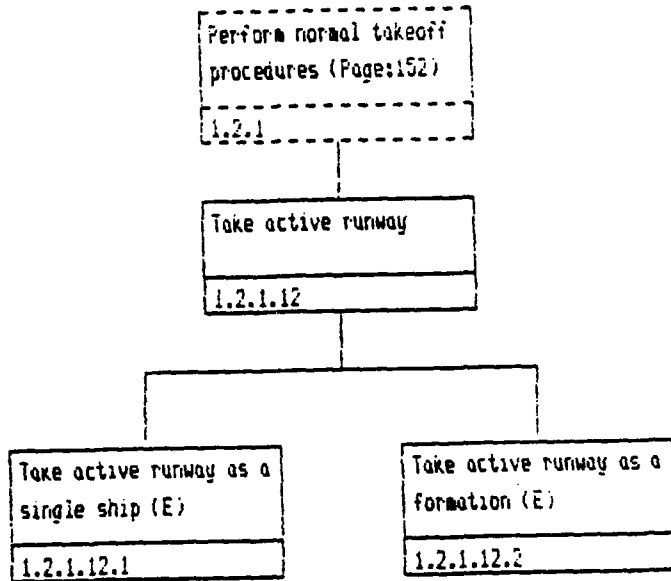
Describe the steps in
the procedure for
accomplishing
maintenance driving
procedures/maintenance
checks in correct order
with the associated
notes, cautions,
warnings, critical
values, tolerances and

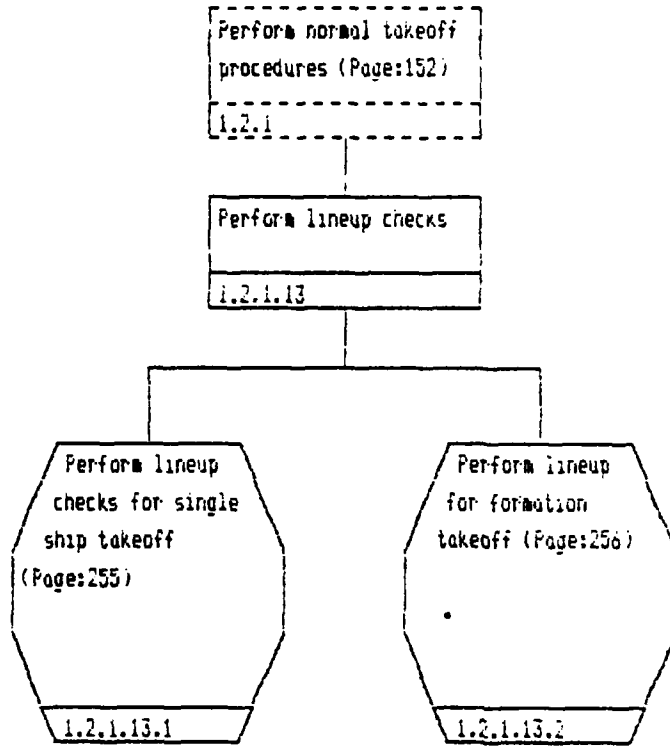
1.2.1.10.1

Perform normal takeoff
procedures (Page:152)
1.2.1

Perform before takeoff
checks
1.2.1.11

Match before takeoff
checklist items with
their associated notes,
cautions, warnings,
tolerances, limits
and/or critical values
without error in
accordance with -1.
1.2.1.11.i





Perform lineup checks
(Page:254)

1.2.1.13

Perform lineup checks
for single ship takeoff

1.2.1.13.1

Describe the steps in
the procedure for
performing single ship
lineup checks with
associated tolerances,
limits, and critical
values without error.

1.2.1.13.1.1

Perform lineup checks
(Page:254)
1.2.1.13

Perform lineup for
formation takeoff
1.2.1.13.2

Describe the procedures
and techniques for
formation lineup in the
F-16.
1.2.1.13.2.1

Perform takeoff
procedures (Page:151)

1.2

Perform adverse weather
pretakeoff procedures

1.2.3

State the special
considerations for
performing adverse
weather pretakeoff
procedures with no
omissions.

1.2.3.1

Perform takeoff
procedures (Page:151)
1.2

Perform scramble
pretakeoff procedures
(C)
1.2.4

Perform
scramble
preflight checks
(cock aircraft for
alert) (C) (Page:259)
1.2.4.1

Perform
scramble launch
(aircraft on alert)
procedures (C)
(Page:260)
1.2.4.2

Perform
scramble taxi (C)
(Page:261)
1.2.4.3

Given a suitable
hands-on trainer,
perform scramble
pretakeoff procedures
1.2.4.4

Perform scramble
pretakeoff procedures
(C) (Page:258)
1.2.4

Perform scramble
preflight checks (cock
aircraft for alert) (C)
1.2.4.1

Describe the steps in
the procedure for
performing a scramble
preflight check in
correct order with the
associated notes,
cautions, warnings,
critical values,
tolerances, and limits
with no omissions.
1.2.4.1.1

Perform scramble
pretakeoff procedures
(C) (Page:258)

1.2.4

Perform scramble launch
(aircraft on alert)
procedures (C)

1.2.4.2

Describe the steps in
the procedure for
performing scramble
launch in correct order
with the associated
notes, cautions,
warnings, critical
values, tolerances, and
limits with no
omissions.

1.2.4.2.1

Perform scramble
pretakeoff procedures
(C) (Page:258)

1.2.4

Perform scramble taxi
(C)

1.2.4.3

Describe the steps in
the procedure for
performing scramble
taxi in correct order
with the associated
notes, cautions,
warnings, critical
values, tolerances and
limits with no
omissions.
1.2.4.3.1

Perform takeoff
procedures (Page:151)
1.2

Perform nuclear
strike/alert pretakeoff
procedures (C)
1.2.5

Perform
preflight
procedures-nuclear
(T or C for actual WPN)
(Page:263)
1.2.5.1

Perform ground
alert procedures
(nuclear) (C)
(Page:273)
1.2.5.2

Perform launch
procedures (nuclear)
(C)
1.2.5.3

Given a suitable
hands-on trainer,
perform nuclear
strike/alert pretakeoff
procedures.
1.2.5.4

Perform nuclear strike/alert pretakeoff procedures (C) (Page:262)
1.2.5

Perform preflight procedures-nuclear (T or C for actual WPN)
1.2.5.1

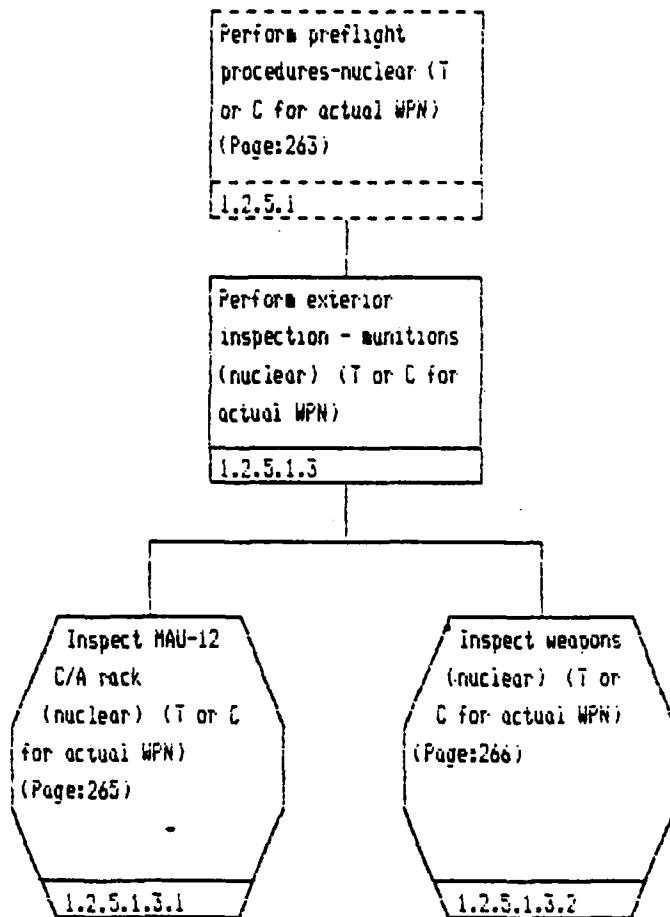
Check AFTO Form 781 (nuclear) (T or C for actual WPN)
1.2.5.1.1

Perform exterior inspection-aircraft (nuclear) (see perform exterior inspection-a/c) (T or C for actual WPN)
1.2.5.1.2

Perform exterior inspection - munitions (nuclear) (T or C for actual WPN) (Page:264)
1.2.5.1.3

Perform interior inspection (power off) - nuclear (T or C for actual WPN) (Page:270)
1.2.5.1.4

Perform interior inspection (power on) - nuclear (T or C for actual WPN) (Page:271)
1.2.5.1.5



Perform exterior
inspection - munitions
(nuclear) (T or C for
actual WPN) (Page:264)

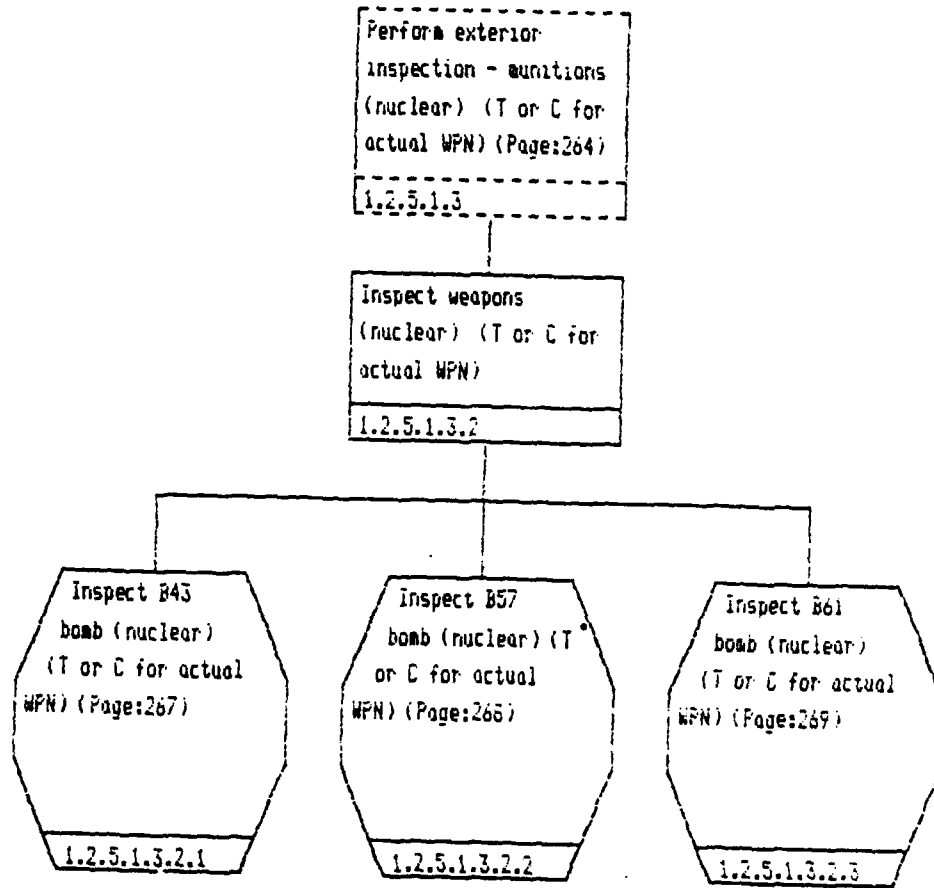
1.2.5.1.3

Inspect MAU-12 C/A rack
(nuclear) (T or C for
actual WPN)

1.2.5.1.3.1

Match MAU-12 C/A rack
(nuclear) checklist
items with their
associated notes,
cautions, warnings,
tolerances, limits and
/or critical values
without error in
accordance with -25.

1.2.5.1.3.1.1



Inspect weapons
(nuclear) (T or C for
actual WPN) (Page:266)
1.2.5.1.3.2

Inspect B43 bomb
(nuclear) (T or C for
actual WPN)
1.2.5.1.3.2.1

Match B43 bomb
(nuclear) checklist
items with their
associated notes,
cautions, warnings,
tolerances, limits
and/or critical values
without error in
accordance with -25.
1.2.5.1.3.2.1.1

Inspect weapons
(nuclear) (T or C for
actual WPN) (Page:266)
1.2.5.1.3.2

Inspect B57 bomb
(nuclear) (T or C for
actual WPN)
1.2.5.1.3.2.2

Match B57 bomb
(nuclear) checklist
items with their
associated notes,
cautions, warnings,
tolerances, limits
and/or critical values
without error in
accordance with -25.
1.2.5.1.3.2.2.1

Inspect weapons
(nuclear) (T or C for
actual WPN) (Page:266)

1.2.5.1.3.2

Inspect B61 bomb
(nuclear) (T or C for
actual WPN)

1.2.5.1.3.2.3

Match B61 bomb
(nuclear) checklist
items with their
associated notes,
cautions, warnings,
tolerances, limits
and/or critical values
without error in
accordance with -25.

1.2.5.1.3.2.3.1

Perform preflight
procedures-nuclear (T
or C for actual WPN)
(Page:263)

1.2.5.1

Perform interior
inspection (power off)
- nuclear (T or C for
actual WPN)

1.2.5.1.4

Match interior
inspection (power
off)--nuclear checklist
items with their
associated notes,
cautions, warnings,
tolerances, limits
and/or critical values
without error in
accordance with -25.

1.2.5.1.4.1

Perform preflight
procedures-nuclear (T
or C for actual WPN)
(Page:263)

1.2.5.1

Perform interior
inspection (power on) -
nuclear (T or C for
actual WPN)

1.2.5.1.5

Perform NUCSMS
loading (Page:272)

1.2.5.1.5.1

Match interior
inspection (power
on)--nuclear checklist
items with their
associated notes,
cautions, warnings,
tolerances, limits
and/or critical values
without error in
accordance with -25.

1.2.5.1.5.2

Perform interior inspection (power on) - nuclear (T or C for actual WPN) (Page:271)
1.2.5.1.5

Perform NUCSMS loading
1.2.5.1.5.1

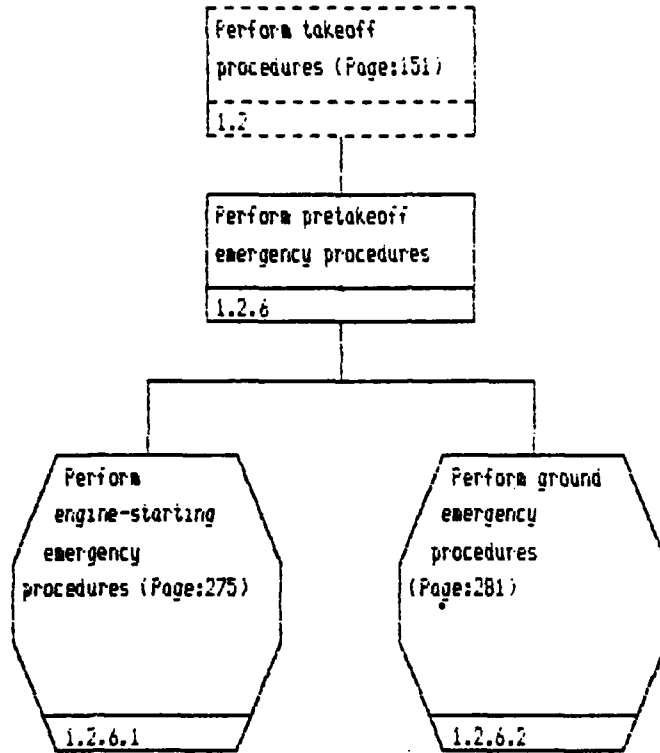
Describe the steps in the procedure for performing NUC loading with the associated notes, cautions, warnings, critical values, tolerances, and limits with no omissions.
1.2.5.1.5.1.1

Given a suitable hands-on trainer, perform NUC loading.
1.2.5.1.5.1.2

Perform nuclear
strike/alert pretakeoff
procedures (C)
(Page:262)
1.2.5

Perform ground alert
procedures (nuclear)
(C)
1.2.5.2

Describe the procedure
for performing ground
alert procedures (NUC)
and name the
considerations of most
importance with no
omissions.
1.2.5.2.1



Perform pretakeoff
emergency procedures
(Page:274)
1.2.6

Perform engine-starting
emergency procedures
1.2.6.1

Accomplish
emergency engine
shutdown on ground
(Page:276)
1.2.6.1.1

Respond to JFS
malfunction (no
JFS RUN light)
(Page:277)
1.2.6.1.2

Respond to JFS
RUN light not
going out (Page:278)
1.2.6.1.3

Identify and
respond to engine
start overtemp
(Page:279)
1.2.6.1.4

Identify and
respond to
engine/JFS
fire/overheat on start
(Page:280)
1.2.6.1.5

State the possible
modes of engine system
degradation, and
describe their causes
and consequences,
without error.
1.2.6.1.6

List with no omissions
and describe without
error any features of
the engine system in
the F-16B that differ
or are in addition to
those in the F-16A.
1.2.6.1.7

Perform engine-starting
emergency procedures
(Page:275)

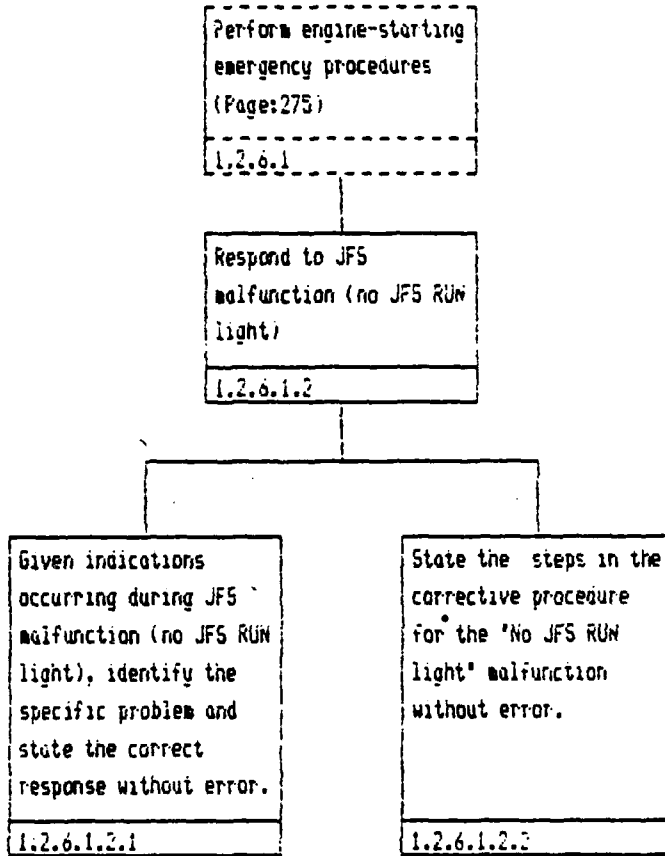
1.2.6.1

Accomplish emergency
engine shutdown on
ground

1.2.6.1.1

Describe the steps in
the procedure for
emergency engine
shutdown on ground in
correct order with no
omissions.

1.2.6.1.1.1



Perform engine-starting
emergency procedures
(Page:275)
1.2.6.1

Respond to JFS RUN
light not going out
1.2.6.1.3

Given indications
occurring during JFS
RUN light not going
out, identify the
specific problem
without error.
1.2.6.1.3.1

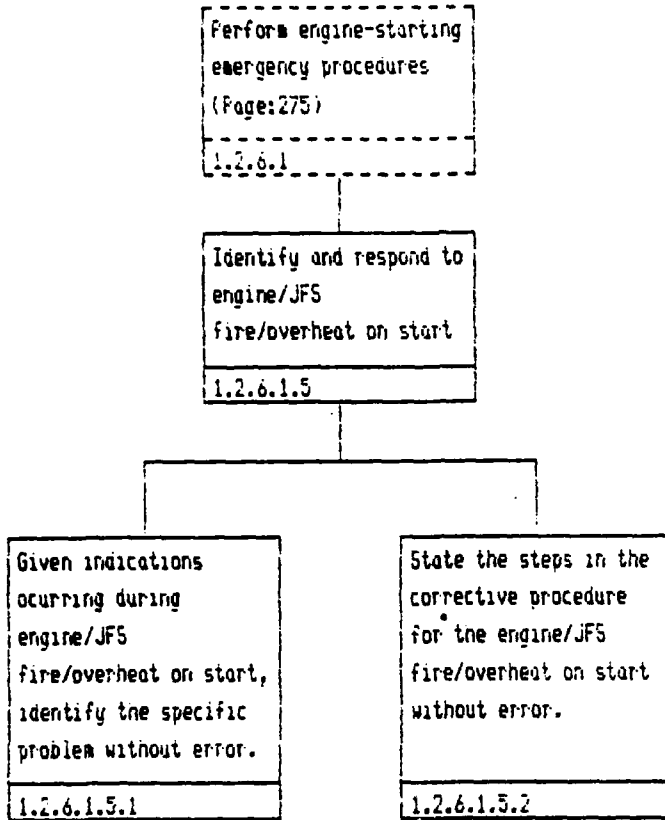
State the steps in the
corrective procedure
for the JFS RUN light
not going out without
error.
1.2.6.1.3.2

Perform engine-starting
emergency procedures
(Page:275)
1.2.6.1

Identify and respond to
engine start overtemp
1.2.6.1.4

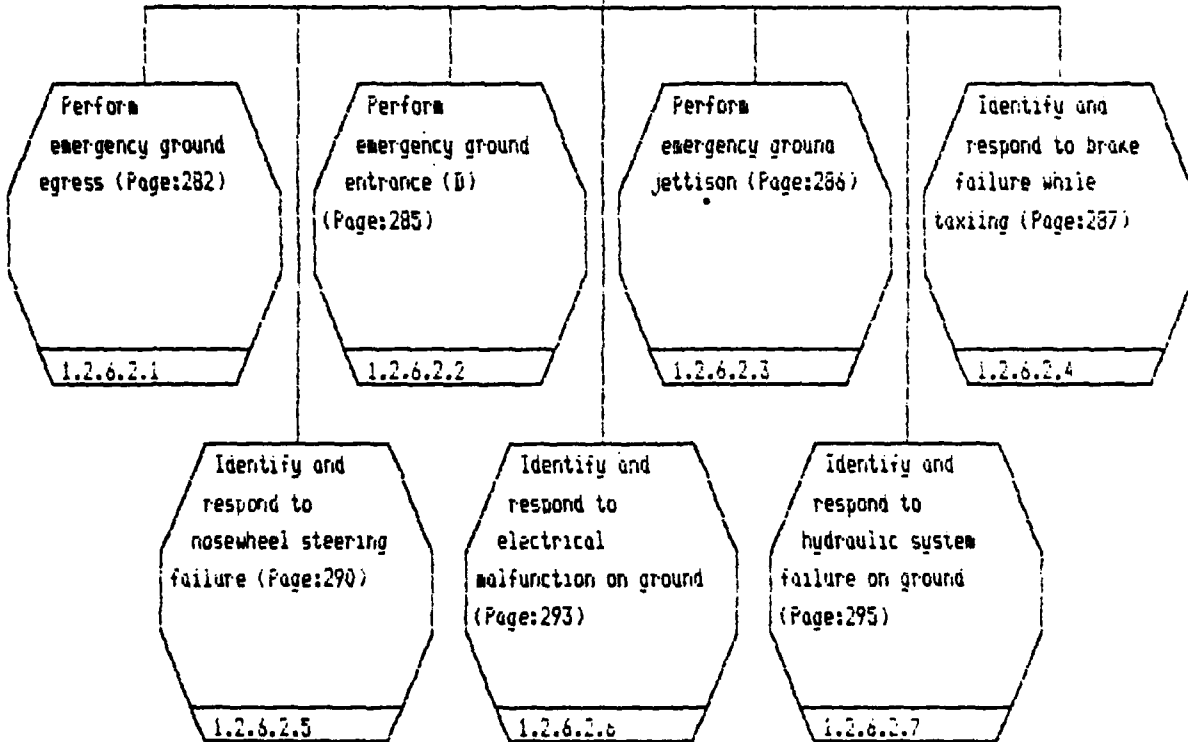
Given indications
occurring during engine
start overtemp,
identify the specific
problem without error.
1.2.6.1.4.1

State the steps in the
corrective procedure
for the engine start
overtemp malfunction
without error.
1.2.6.1.4.2



Perform pretakeoff
emergency procedures
(Page:274)
1.2.6

Perform ground
emergency procedures
1.2.6.2

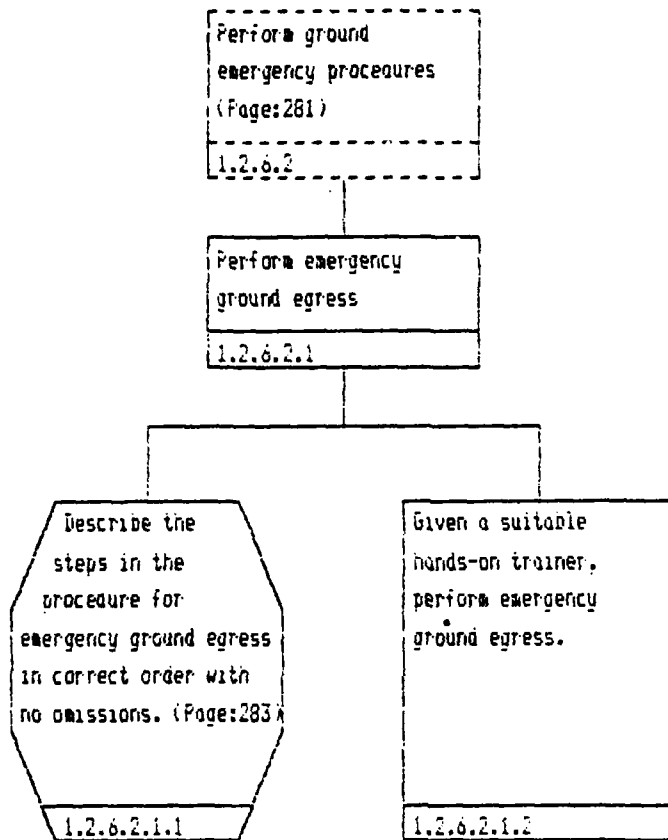


Perform ground
emergency procedures
(Page:261)
1.2.6.2

Perform emergency
ground egress
1.2.6.2.1

Describe the
steps in the
procedure for
emergency ground egress
in correct order with
no omissions. (Page:283)
1.2.6.2.1.1

Given a suitable
hands-on trainer,
perform emergency
ground egress.
1.2.6.2.1.2



Perform emergency
ground egress (Page:282)

1.2.6.2.1

Describe the steps in
the procedure for
emergency ground egress
in correct order with
no omissions.

1.2.6.2.1.1

Systems
workbook--escape
system (Page:284)

1.2.6.2.1.1.1

Describe the steps in the procedure for emergency ground egress in correct order with no omissions. (Page:283)

1.2.6.2.1.1

Systems
workbook--escape system

1.2.6.2.1.1.1

Describe the escape system in the F-16A and F-16B aircraft.

1.2.6.2.1.1.1.1

List with no omissions and describe without error the components and/or functions of the escape system, including as appropriate the sequence and modes of internal and external operation.

1.2.6.2.1.1.1.2

Given a photograph or drawing of the aircraft cockpit, locate and describe the function and manipulation of each control that directly affects the escape system without error.

1.2.6.2.1.1.1.3

Given a drawing or photograph of the aircraft cockpit, locate and describe the interpretation of each indicator that monitors the escape system without error.

1.2.6.2.1.1.1.4

State the possible modes of escape system degradation, and describe their causes and consequences without error.

1.2.6.2.1.1.1.5

List with no omissions and describe without error any features of the escape system in the F-16B that differ or are in addition to those in the F-16A.

1.2.6.2.1.1.1.6

Perform ground
emergency procedures
(Pages:281)
1.2.6.2

Perform emergency
ground entrance (D)
1.2.6.2.2

Describe the steps in
the procedure for
emergency ground
entrance in correct
order with no omission.
1.2.6.2.2.1

Perform ground
emergency procedures
(Page:281)
1.2.6.2

Perform emergency
ground jettison
1.2.6.2.3

Describe the steps in
the procedure for
emergency ground
jettison in correct
order with no omissions.
1.2.6.2.3.1

Perform ground
emergency procedures
(Page:281)
1.2.6.2

Identify and respond to
brake failure while
taxiing
1.2.6.2.4

Given
indications
occurring during
brake failure while
taxiing, identify the
specific problem and
state the correct
response without error.
(Page:286)
1.2.6.2.4.1

State the steps in the
corrective procedure
for brake failure while
taxiing without error.
1.2.6.2.4.2

Identify and respond to
brake failure while
taxing (Page:287)

1.2.6.2.4

Given indications
occurring during brake
failure while taxing,
identify the specific
problem and state the
correct response
without error.

1.2.6.2.4.1

Systems
workbook - wheel
brake system
(Page:289)

1.2.6.2.4.1.1

Given indications occurring during brake failure while taxiing, identify the specific problem and state the correct response without error.
(Page:288)
1.2.6.2.4.1

Systems workbook -
wheel brake system
1.2.6.2.4.1.1

Describe the wheel brake system in the F-16A and F-16B aircraft.
1.2.6.2.4.1.1.1

List with no omissions and describe without error the components and/or functions of the wheel brake system, including as appropriate the sequence and modes of internal and external operations.
1.2.6.2.4.1.1.2

Given a photograph or drawing of the aircraft cockpit, locate and describe the function of each control that directly affects the wheel brake system, without error.
1.2.6.2.4.1.1.3

Given a photograph or drawing of the aircraft cockpit, locate and describe the interpretation of each indicator that monitors the wheel brake system without error.
1.2.6.2.4.1.1.4

State the possible modes of wheel brake system degradation, and describe their causes and consequences without error.
1.2.6.2.4.1.1.5

List with no omissions and describe without error any features of the wheel brake system in the F-16B that differ or are in addition to those in the F-16A.
1.2.6.2.4.1.1.6

Perform ground
emergency procedures
(Page:281)
1.2.6.2

Identify and respond to
nosewheel steering
failure
1.2.6.2.5

Given
indications
occurring during
nosewheel steering
failure, identify the
specific problem and
state the correct
response without error.
(Page:291)
1.2.6.2.5.1

Perform ground
emergency procedures
(Page:281)
1.2.6.2

Identify and respond to
nosewheel steering
failure
1.2.6.2.5

Given
indications
occurring during
nosewheel steering
failure, identify the
specific problem and
state the correct
response without error.
(Page:291)
1.2.6.2.5.1

Identify and respond to
nosewheel steering
failure (Page:290)

1.2.6.2.5

Given indications
occurring during
nosewheel steering
failure, identify the
specific problem and
state the correct
response without error.

1.2.6.2.5.1

Systems
workbook--nosewheel
steering system
(Page:292)

1.2.6.2.5.1.1

Given indications occurring during nosewheel steering failure, identify the specific problem and state the correct response without error.
(Page:291)
1.2.6.2.5.1

Systems
workbook--nosewheel
steering system
1.2.6.2.5.1.1

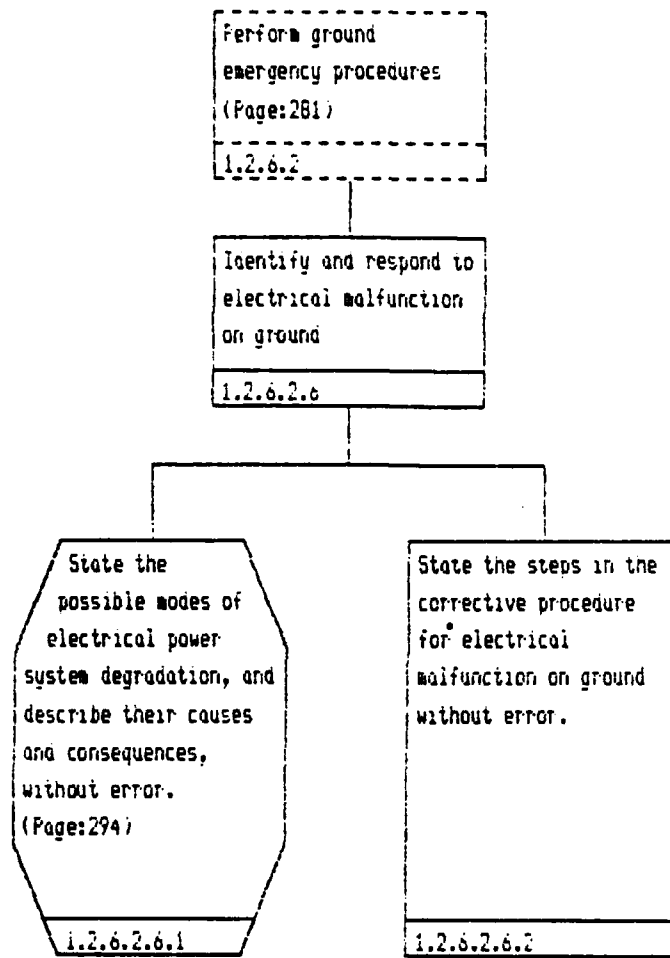
Describe the nosewheel steering system in the F-16A and F-16B aircraft.
1.2.6.2.5.1.1.1

List with no omissions and describe without error the components and/or functions of the nosewheel steering system, including as appropriate the sequence and modes of internal and external operation.
1.2.6.2.5.1.1.2

Given a photograph or drawing of the aircraft cockpit, locate and describe the function and manipulation of each control that directly affects the nosewheel steering system without error.
1.2.6.2.5.1.1.3

Given a photograph or drawing of the aircraft cockpit, locate and describe the interpretation of each indicator that monitors the nosewheel steering system without error.
1.2.6.2.5.1.1.4

State the possible modes of nosewheel steering system degradation, and describe their causes and consequences without error.
1.2.6.2.5.1.1.5



Identify and respond to
electrical malfunction
on ground (Page:293)

1.2.6.2.6

State the possible
modes of electrical
power system
degradation, and
describe their causes
and consequences,
without error.

1.2.6.2.6.1

List with no omissions
and describe without
error any feature of
the electrical power
system in the F-16B
that differ or are in
addition to those of
the F-16A.

1.2.6.2.6.1.1

Perform ground
emergency procedures
(Page:281)
1.2.6.2

Identify and respond to
hydraulic system
failure on ground
1.2.6.2.7

Given
indications
occurring during
hydraulic system
failure on ground,
identify the specific
problem and state the
correct response
without error.
(Page:296)
1.2.6.2.7.1

State the steps in the
corrective procedure
for hydraulic system
failure on ground
without error.
1.2.6.2.7.2

Identify and respond to
hydraulic system
failure on ground
(Page:295)

1.2.6.2.7

Given indications
occurring during
hydraulic system
failure on ground,
identify the specific
problem and state the
correct response
without error.

1.2.6.2.7.1

System
workbook--hydraulic
power system
(Page:297)

1.2.6.2.7.1.i

Given indications occurring during hydraulic system failure on ground, identify the specific problem and state the correct response without error.
(Page:296)
1.2.6.2.7.1

System workbook--hydraulic power system
1.2.6.2.7.1.1

Describe the hydraulic power system in the F and F-16B aft.
1.2.6.2.7.1.1.1

List with no omissions and describe without error the components and/or functions of the hydraulic power system, including as appropriate the sequence and modes of internal and external operation.
1.2.6.2.7.1.1.2

Given a photograph or drawing of the aircraft cockpit, locate and describe the function and manipulation of each control that directly affects the hydraulic power system without error.
1.2.6.2.7.1.1.3

Given a photograph or drawing of the aircraft cockpit, locate and describe the interpretation of each indicator that monitors the hydraulic power system without error.
1.2.6.2.7.1.1.4

State the possible modes of hydraulic power system degradation, and describe their causes and consequences without error.
1.2.6.2.7.1.1.5

List with no omissions and describe without error any features of the hydraulic power system in the F-16B that differ or are in addition to the F-16A.
1.2.6.2.7.1.1.6