

AD A090750

12

USAARL REPORT NO. 80-7

LEVEL II

SPH-4 HELMET DAMAGE AND HEAD INJURY CORRELATION



DTIC ELECTED  
OCT 24 1980  
S F

By  
Bruce A. Slobodnik

HUMAN TOLERANCE AND SURVIVABILITY DIVISION  
Biomedical Tolerance

September 1980

U.S. ARMY AEROMEDICAL RESEARCH LABORATORY  
FORT RUCKER, ALABAMA 36362

USAARL

NOTICE

Qualified Requesters

Qualified requesters may obtain copies from the Defense Documentation Center (DDC), Cameron Station, Alexandria, Virginia. Orders will be expedited if placed through the librarian or other person designated to request documents from DDC.

Change of Address

Organizations receiving reports from the US Army Aeromedical Research Laboratory on automatic mailing lists should confirm correct address when corresponding about laboratory reports.

Disposition

Destroy this report when it is no longer needed. Do not return it to the originator.

Disclaimer

The views, opinions, and/or findings contained in this report are those of the authors and should not be construed as an official Department of the Army position, policy, or decision, unless so designated by other official documentation. Citation of trade names in this report does not constitute an official Department of the Army endorsement or approval of the use of such commercial items.

Reviewed:

Jerod L. Goldstein  
Jerod L. Goldstein, MAJ, MSC  
Acting Director, Human Tolerance and  
Survivability Division

Isaac Behar  
Chairman, Scientific Review  
Committee

Released for Publication:

Stanley C. Knapp  
STANLEY C. KNAPP  
Colonel, MC  
Commanding

UNCLASSIFIED

SECURITY CLASSIFICATION OF THIS PAGE (When Data Entered)

REPORT DOCUMENTATION PAGE		READ INSTRUCTIONS BEFORE COMPLETING FORM	
1. REPORT NUMBER USAARL Report No. -80-7 ✓	2. GOVT ACCESSION NO. DD-A090 750	3. RECIPIENT'S CATALOG NUMBER 9	
4. TITLE (and Subtitle) SPH-4 Helmet Damage and Head Injury Correlation		5. TYPE OF REPORT & PERIOD COVERED Final report	
7. AUTHOR(s) Bruce A. Slobodnik		6. PERFORMING ORG. REPORT NUMBER 5	
9. PERFORMING ORGANIZATION NAME AND ADDRESS Human Tolerance and Survivability Division US Army Aeromedical Research Laboratory Fort Rucker, Alabama 36362		10. PROGRAM ELEMENT, PROJECT, TASK AREA & WORK UNIT NUMBERS 6.27.73.A, 11 3E162773A819 00 015	
11. CONTROLLING OFFICE NAME AND ADDRESS US Army Medical Research and Development Command Fort Detrick Frederick, Maryland 21701		12. REPORT DATE September 1980	
14. MONITORING AGENCY NAME & ADDRESS (if different from Controlling Office)		13. NUMBER OF PAGES 23 1-27	
		15. SECURITY CLASS. (of this Report) Unclassified	
16. DISTRIBUTION STATEMENT (of this Report) Approved for public release, distribution unlimited.		15a. DECLASSIFICATION/DOWNGRADING SCHEDULE	
17. DISTRIBUTION STATEMENT (of the abstract entered in Block 20, if different from Report)			
18. SUPPLEMENTARY NOTES Some of the data contained in this report has been published in: (a) Aviation, Space, and Environmental Medicine, Feb 78, and (b) NATO-AGARD Conference Proceedings No. CP-253			
19. KEY WORDS (Continue on reverse side if necessary and identify by block number) helmet damage                      concussion crash damage simulation          unconsciousness head impact tolerance helmet impact tests			
20. ABSTRACT (Continue on reverse side if necessary and identify by block number) See reverse.			

DD FORM 1473  
1 JAN 73

EDITION OF 1 NOV 65 IS OBSOLETE

UNCLASSIFIED

SECURITY CLASSIFICATION OF THIS PAGE (When Data Entered)

405571

UNCLASSIFIED

SECURITY CLASSIFICATION OF THIS PAGE(When Data Entered)

20. ABSTRACT:

Human tolerance to head impact was assessed by correlating the force levels required to duplicate damage seen in 12 SPH-4 aviator helmets retrieved from US Army helicopter crashes with resulting head injury. Head injury occurred at peak acceleration levels far below 400 G, which is the value currently used by the US Army as the pass-fail criterion in evaluating the impact attenuation performance of prospective aircrew helmets. Concussive head injuries occurred below Severity Index values of 1500 and below Head Injury Criterion values of 1000. These are considered concussive threshold values by the National Operating Committee on Standards for Athletic Equipment and by the Department of Transportation, respectively.

Accession For	
NTIS GRA&I	<input checked="" type="checkbox"/>
ERIC TAB	<input type="checkbox"/>
Unannounced	<input type="checkbox"/>
Justification	
Distribution/	
Availability Codes	
Dist	Avail and/or Special
A	

UNCLASSIFIED

SECURITY CLASSIFICATION OF THIS PAGE(When Data Entered)

## ACKNOWLEDGEMENTS

The author wishes to thank SP5 Thomas Simson and Mr. Ted Hundley for their invaluable assistance in instrumentation, data collection and analysis.

This report is a compilation of two reports previously published in *Aviation, Space, and Environmental Medicine*, Volume 50, and AGARD Conference Proceedings No. 253.

This work was accomplished by LT Slobodnik while assigned to USAARL as Naval Liaison Officer during the period April 1975 through June 1979. LT Slobodnik is presently assigned to Systems Engineering Test Directorate, Air Crew Systems Branch, Naval Air Test Center, Patuxent River, MD.

## TABLE OF CONTENTS

	<u>Page No.</u>
List of Illustrations . . . . .	4
Table . . . . .	4
Introduction. . . . .	5
Materials and Methods . . . . .	5
Results . . . . .	12
Discussion. . . . .	12
Conclusions . . . . .	17
References . . . . .	18

LIST OF ILLUSTRATIONS

<u>FIGURE</u>		<u>Page No.</u>
1	Impact Sites . . . . .	6
2	Helmet Drop Tower. . . . .	7
3	Suspension Strap Anchor Clip Bending . . . . .	8
4	Helmet Liner Damage. . . . .	9
5	Fiberglass Helmet Shell Fracture . . . . .	10
6	Graphs of Cases Synchronized in Time . . . . .	11
7	Peak Acceleration Values . . . . .	13
8	Severity Index Values. . . . .	13
9	Head Injury Criterion Values . . . . .	15
10	Peak Transmitted Force Values. . . . .	16

TABLE

Summary of Impact Damage Duplication Data For 14 Helmets Retrieved From US Army Helicopter Accidents. . . . .	14
---	----

## INTRODUCTION

The ANSI Z90.1-1971 (1971) method, called out in Military Specification MIL-H-43925 (DA 1975) and currently used by the US Army for evaluating the impact attenuation performance of prospective aircrew helmets, relies primarily on peak G as a pass-fail criterion. A candidate helmet is attached to an instrumented metal headform and dropped from a height yielding 95 joules of input energy onto a 4.8-cm radius steel hemisphere. Helmets which prevent the peak acceleration experienced by the headform in such impacts from exceeding 400 G meet the Army standard for impact performance and qualify for use by Army aircrewmembers. However, based on the incidence of head injury in survivable Army aircraft accidents, it can be questioned whether or not the current Army standard adequately reflects human tolerance limits to head impact. This paper will attempt to answer that question.

To date, efforts to define human tolerance to head impact have been confined, necessarily, to studies involving animals or human cadavers. However, in 1972 the Army's establishment of the Life Support Equipment Retrieval Program provided a unique opportunity to research directly human tolerance limits to head impact. Since 1972, helmets involved in Army aircraft accidents worldwide have been retrieved for laboratory analysis. If it is assumed that the damage seen in a retrieved helmet accurately reflects the force experienced by the wearer's head in the crash situation, then those force levels can be identified by duplicating that degree of damage on a similar helmet under controlled conditions. By comparing force levels to resulting head injury, human tolerance limits to head impact can be defined.

## MATERIALS AND METHODS

A total of 12 SPH-4 helmets was selected for impact damage simulation from those flight helmets analyzed in the retrieval program to date. Two of the helmets had received two impacts each; however, neither of the helmet wearers received head injuries from the impacts, so each impact was considered independent of the other for a total of 14 impact cases.



These 12 simulation helmets were selected because the impact was not a glancing blow; thus, all head injury is assumed to have resulted primarily from translational acceleration. The centers of the impact locations on both the helmet and the head for the 14 cases selected for impact damage duplication is summarized in Figure 1. The impact locations shown on the helmet shell are precise; those on the head are approximate since some relative movement is possible between the helmet and head during the impact.



FIGURE 1. Of the 14 cases studied, 6 were frontal impacts, 4 were crown, 2 were side, and 2 were located at the back of the head. The center of each impact shown on the helmet is precise; those of the head are only approximate since some movement between helmet and head is possible during impact.

Spare helmet components were assembled to produce several duplicates for each of the 14 cases. Each duplicate helmet was prepared so that its shell thickness, liner thickness, and adjustment of suspension straps matched that of the retrieved helmet as closely as possible. To reproduce the damage of a given retrieved helmet, duplicates for that helmet were attached to a modified version of the humanoid headform specified by the National Operating Committee on Standards for Athletic Equipment (NOCSAE) for evaluating football helmets (Rodgson 1975). As shown in Figure 2, the head-neck connection of this headform was modified to increase its adjustability and permit mounting on the standard carriage

assembly specified by the ANSI Z90.1-1971 method. A tri-axial accelerometer (Endevco Model 2267C-750)\* was positioned at the head form's center of mass. Its signal was amplified by a signal conditioner (Endevco Series 4470)\* and fed to a three-channel vector analyzer. The vector resultant

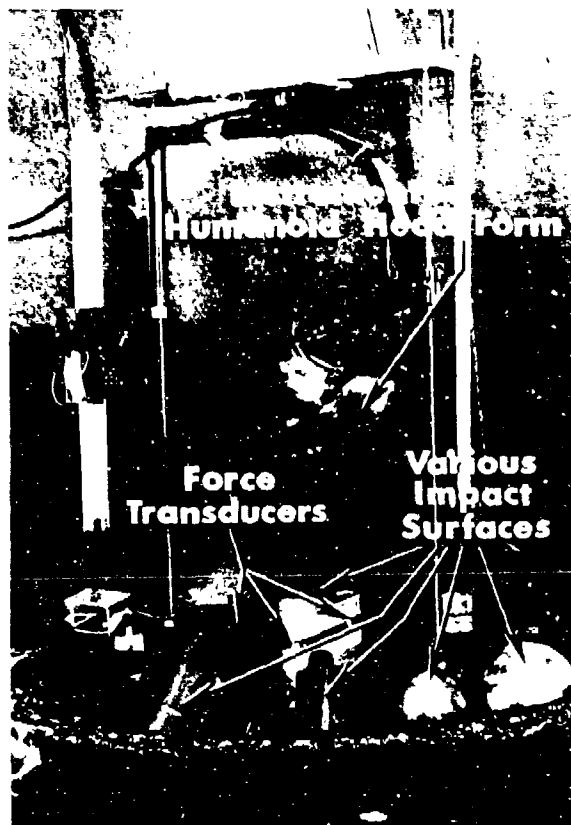


FIGURE 2. Retrieved helmet damage was duplicated by attaching a test helmet to this instrumented humanoid head form and impacting it onto a surface of appropriate shape. Peak transmitted force was measured using the resultant of three force transducers located beneath the impact surface. Drop height was varied until the best damage duplication was achieved.

\* Enveco Model 2267E-750, Becton, Dickinson & Co., Rancho Viejo Rd San Juan Capistrano, CA 92675.

of the three accelerometer signals was then transmitted to the hybrid computer, which computed the values of peak G, Severity Index (SI) as described by Gadd (1966), and Head Injury Criterion (HIC) as defined by Chou and Nyquist (1974). Total weight of the head form and carriage was 5 kg.

The helmeted head form was then dropped onto an impacting surface that had been selected to reproduce the type of damage seen on the retrieved helmet. Some helmets required a concave impact surface to duplicate the area of compression seen in the foam helmet liner. These concave impact surfaces were prepared by taking an impression of the helmet shell at the impact site using dental cement. These cement impressions were then used as impact surfaces. Three piezoelectric force transducers (Kistler type 9021)\* were positioned beneath the impact surface as shown in Figure 2. The drop height was varied until the damage produced in the duplicate helmet matched that of the retrieved helmet.

Damage was assumed to have been duplicated when a) the amount of bending in the six suspension strap anchor clips was duplicated, as shown in Figure 3; b) the area and maximum deflection of the foam helmet liner was duplicated, as shown in Figure 4; and c) the degree of fracture




FIGURE 3. The amount of bending in the six suspension strap anchor clips was duplicated for each of the 14 cases.

\* KIAG Swiss, Kistler Instrumente AG, CH 8408, Winterthur, Switzerland.

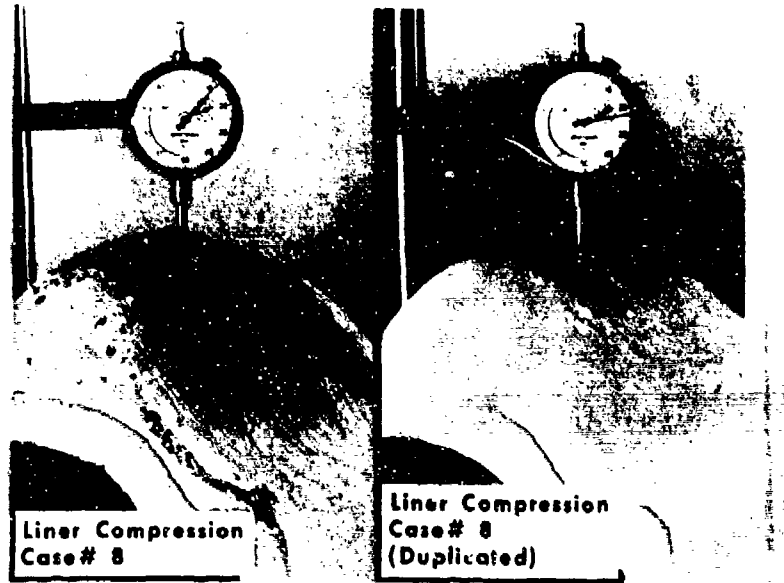


FIGURE 4. Helmet liner damage was duplicated by matching the area and maximum compression produced in the test helmet liner with that of the retrieved helmet liner. Maximum compression was duplicated to within a few thousandths of an inch.

in the fiberglass helmet shell, as shown in Figure 5, matched that of the retrieved helmet. Acceleration vs. time and force vs. time traces were recorded for each impact and are shown in Figure 6. A description of head injuries associated with any of the 14 cases was obtained by reviewing the official accident report supplied by the US Army Safety Center. All head injuries were assigned a severity value using the Abbreviated Injury Scale (AIS) (1976).




FIGURE 5. The degree of fracture in the fiberglass helmet shell was duplicated for those cases in which shell fracture occurred.

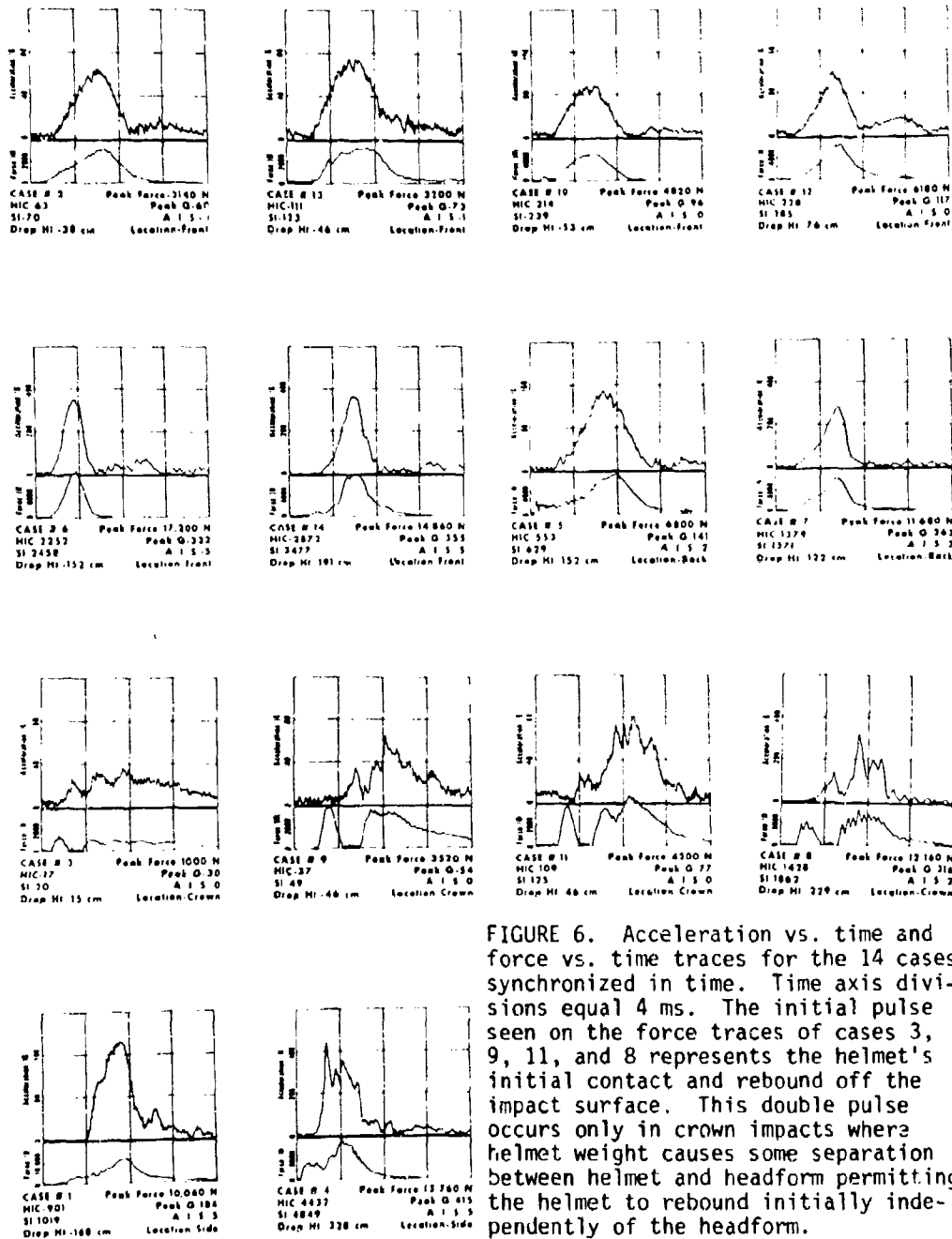


FIGURE 6. Acceleration vs. time and force vs. time traces for the 14 cases synchronized in time. Time axis divisions equal 4 ms. The initial pulse seen on the force traces of cases 3, 9, 11, and 8 represents the helmet's initial contact and rebound off the impact surface. This double pulse occurs only in crown impacts where helmet weight causes some separation between helmet and headform permitting the helmet to rebound initially independently of the headform.

## RESULTS

A description of head injuries, of conditions required to duplicate helmet impact damage, and of the data recorded for each of the 14 cases is shown in Table 1. Only three of the 14 cases required an impact surface more severe than that of a flat surface to duplicate the helmet damage. In all eight cases involving head injury, the foam helmet liner was not compressed to the maximum extent possible. Only in case No. 5 did head injury result from the impact surface penetrating the helmet shell. All three cases in which fracture occurred involved forcing the head down against the spinal column resulting in either basilar skull fracture or fracture of the first cervical vertebra.

The peak acceleration judged to have been experienced in the 14 cases comprising this study, based on the best damage duplication, is shown in Figure 7. Head injury occurred well below the 400-G criterion currently used by the US Army in evaluating the impact performance of prospective aircrew helmets.

SI and HIC values were calculated for each of the 14 cases and are shown in Figure 8 and 9 respectively. Concussive head injuries occurred at SI values below 1500, which is the value currently used as the concussive threshold by NOCSAE in evaluating the impact performance of football helmets. Concussive head injuries also occurred at HIC values below 1000, which is the value currently adopted by the Department of Transportation (DOT) in Federal Motor Vehicle Safety Standard No. 208 (1972) for occupant crash protection tests as the limit of human tolerance for impact to the unprotected head.

## DISCUSSION

The low incidence of penetrating types of head injuries among Army helicopter crash victims appears to be due primarily to a) an absence of sharp, rigid cockpit surfaces, and b) the effectiveness of the SPH-4 aviator helmet as a load-spreading device.

On the other hand, the energy-absorbing capability of the helmet appears inadequate based upon the high incidence of concussive types of head injuries observed. This deficiency can have disastrous effects, as seen in cases 4 and 6 where basilar skull fracture occurred as a result of the helmet transmitting, rather than absorbing, the impact force. Recent in-house studies (unpublished) have shown that the energy-absorbing ability of the helmet can be more than doubled by simply increasing the thickness and decreasing the density of the foam helmet liner.

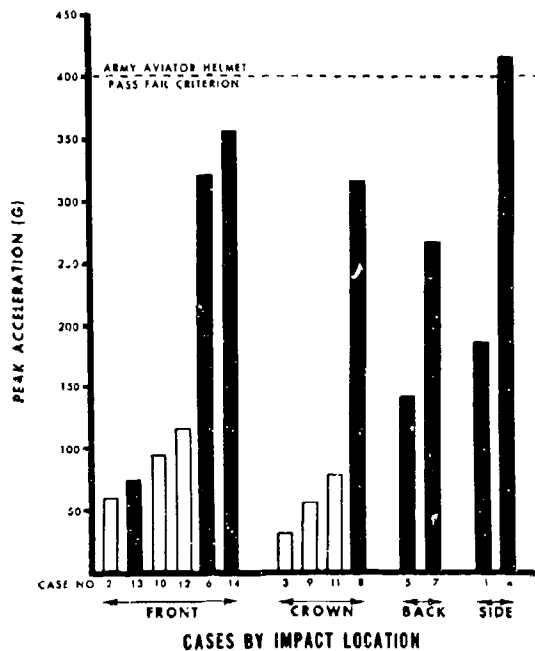


FIGURE 7. Peak acceleration values for the impact best duplicating helmet damage for each of the 14 cases. Solid bars represent cases in which head injury resulted from the impact. Head injury occurred at peak acceleration level well below 400 G.

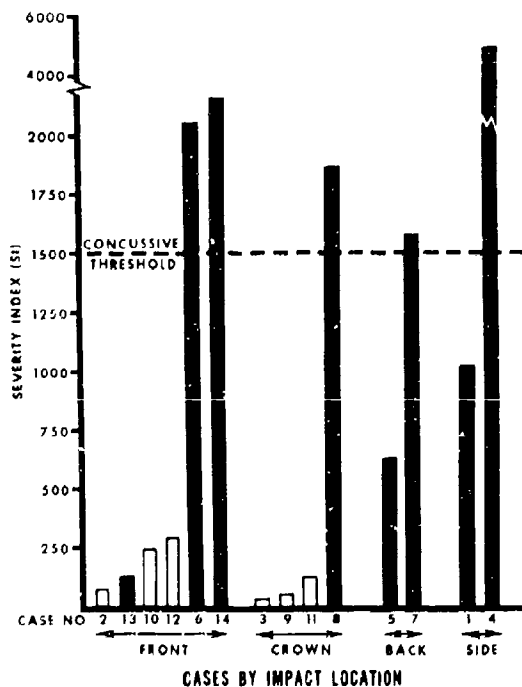


FIGURE 8. Severity Index values for the impact best duplicating helmet damage for each of the 14 cases. Solid bars represent cases in which head injury resulted from the impact. Concussion occurred below the SI value of 1500 used by NOCSAE as the concussive threshold. See Table 1 for a description of head injuries.



TABLE 1

## SUMMARY OF IMPACT DAMAGE DUPLICATION DATA FOR 14 HELMETS RETRIEVED FROM US ARMY HELICOPTER ACCIDENTS

Case No.	Impact Location	Shape of Impact Surface	Drop Ht. (m)	Peak Accel. (g)	Average Accel. (g)	Pulse Duration (ms)	SI	HIC	Peak Force (N)	Helmet Liner Thickness Before Impact (cm)	Maximum Liner Compression		Impact Energy (J)	Head Injury Description	AIS
											Before Impact (%)	Total Liner Area Compressed (cm <sup>2</sup> )			
2	front	flat	0.38	60	38	7.2	70	63	3140	-	none	none	24	none	0
13	front	concave	0.46	73	38	8.4	123	111	3200	0.983	38	17.0	29	dazed several minutes	1
10	front	flat	0.53	96	55	7.0	239	214	4820	1.054	13	20.6	34	none	0
12	front	flat	0.76	117	40	13.0	285	228	6180	1.021	39	14.6	48	none	0
6	front	flat	1.52	322	139	4.5	2458	2252	17200	1.029	43	21.3	97	basilar skull fracture, unconscious	5
14	front	concave	1.91	355	136	6.5	3477	2872	14860	0.983	52	45.6	121	subdural hematoma	5
3	crown	flat	0.15	30	14	16.8	20	17	1000	-	none	none	10	none	0
9	crown	flat	0.46	54	18	17.4	49	37	3320	-	none	none	29	none	0
11	crown	flat	0.46	77	34	10.6	125	109	4200	-	none	none	29	none	0
8	crown	rod	2.29	316	90	9.8	1862	1428	12160	1.118	34	30.5	145	unconscious	2
														2 min, semi-conscious	
5	back	bolt head	1.52	141	54	11.3	629	553	6300	1.029	78	14.7	97	fracture of C <sub>1</sub> , deep scalp laceration, dazed several minutes	2
7	back	flat	1.22	263	81	8.3	1571	1379	11680	0.909	63	26.8	77	unconscious	2
1	side	hemi-sphere	1.68	184	67	10.9	1019	901	10060	1.080	51	25.0	107	several minutes unconscious	5
														100 hours	
4	side	concave	3.28	415	135	8.1	4849	4432	13360	0.991	14	13.2	208	basilar skull fracture with subarachnoid hemorrhage, fatal	5

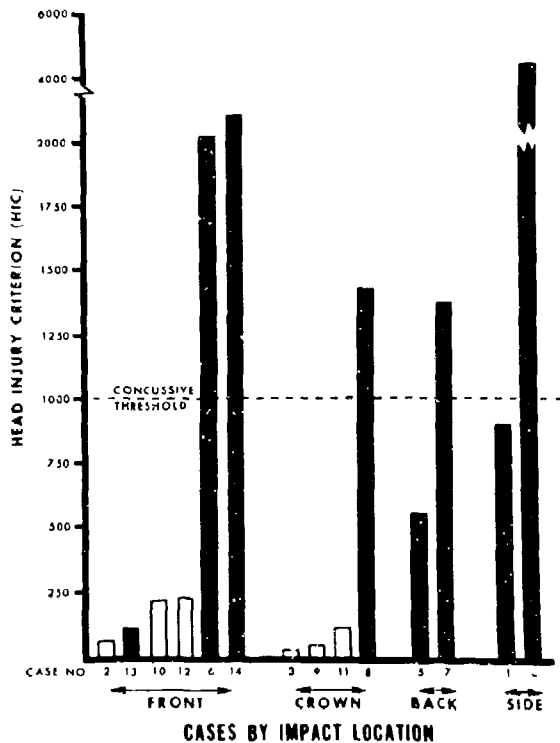


FIGURE 9. Head injury criterion values for the impact best duplicating helmet damage for each of the 14 cases. Solid Bars represent cases in which head injury results from the impact. Concussion occurred below the HIC value of 1000 used by DOT. See Table 1 for a description of head injuries.

The pass-fail criterion currently used by the Army to evaluate the impact performance of prospective aircrew helmets does not appear related to human tolerance limits to head impact. In seven of the eight cases in which head injury did occur, a helmet permitting the peak acceleration experienced by these individual heads would have passed the current Army impact performance standard set at 400 G as shown in Figure 7. It would appear that the pass-fail criterion currently used by the Army selects helmets which, for the most part, prevent death in crash situations but certainly do not prevent concussive head injury. Considering the potentially hostile post-crash environment--such as fire, drowning, and capture--the injury level permitted by the current pass-fail criterion is unacceptable. To be effective in selecting aircrew helmets to prevent concussive head injuries in survivable helicopter crashes, the pass-fail criterion should be set at no higher than 150 G, as can be seen in Figure 7. Even though Snively and Chichester (1961) reported that man can withstand helmeted head impacts exceeding 450 G, he was referring to surviving the initial impact only, not a helicopter post-crash environment. Based on case No. 4, where a fatal head injury resulted from a peak acceleration of 415 G, it can be questioned whether or not even an initial impact of 450 G could be survived with any degree of certainty.

Swearingen (1971) duplicated the impact conditions involving the crash of a military helicopter. He reported that the pilot involved received a frontal head impact and experienced a peak acceleration of 435 G without sustaining any head injury. Even though differences exist between individuals in their tolerance to head impact, it seems highly unlikely that very many individuals exist who could withstand head acceleration of this magnitude without experiencing at least concussion. As shown in Figure 7, the peak acceleration associated with all eight cases involving head injury in this study fell below 435 G. In particular, cases 6 and 14 were frontal impacts in which very severe head injuries resulted (AIS value 5) from peak accelerations of 322 G and 355 G, respectively.

The values of peak transmitted force were recorded for each of the 14 cases in an attempt to validate the value of 5000 lb (22.3 kN) currently specified in British Standard 2495 (1960) as the limit of survivability for helmeted head impacts. As shown in Figure 10, the one case of fatal head injury occurred at a peak transmitted force of 2982 lb (13.3 kN). In addition, severe head injury occurred (AIS value 5)

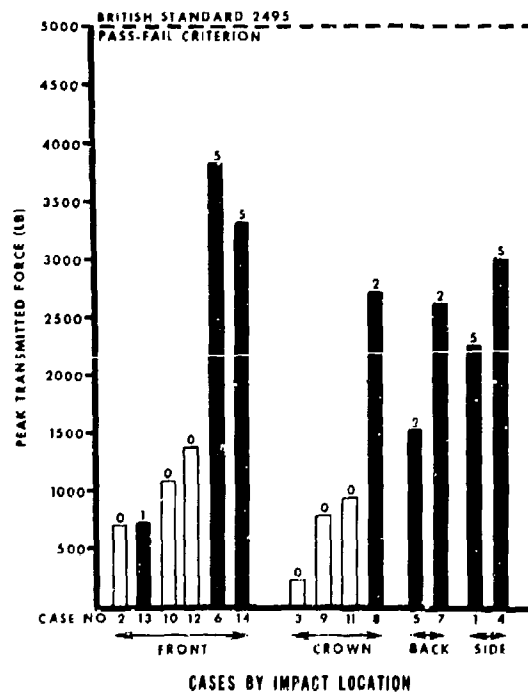


FIGURE 10. Peak transmitted force values for the impact best duplicating helmet damage for each of the 14 cases. Solid bars represent cases in which head injury resulted from the impact. Cases 6, 14, 1, and 4 had an AIS value of 5 with case 4 being fatal.

in cases 6, 14, and 1 at peak transmitted force values of 3839 lb (17.1 kN), 3317 lb (14.8 kN), and 2246 lb (10 kN) respectively. It would appear that a peak transmitted force value of 5000 lb exceeds the limit of survivability.

To what extent the SI value of 1500 or the HIC value of 1000 should be lowered to increase its effectiveness as a predictor of concussion is difficult to establish on the basis of only 14 cases. Continuing this research effort on helmets as they become available should help to define these concussive threshold values.

### CONCLUSIONS

To be effective in selecting aircrew helmets to prevent concussive head injuries in survivable helicopter crashes, the current pass-fail criterion of 400 G should be reduced to 150 G. While the SPH-4 aviator helmet adequately protects against penetrating types of head injury, its energy absorbing qualities do not adequately protect against concussive head injuries. The severity of impact surfaces encountered by US Army aircrewmembers in survivable helicopter crash situations seldom exceed that of a flat surface. An SI value of 1500 and an HIC value of 1000, currently used as concussive threshold values by NOCSAE and DOT, respectively, exceed the level at which concussion occurs.

## REFERENCES

- American National Standards Institute. 1971. *Specifications for protective headgear for vehicular users*. New York: American National Standards Institute. ANSI Z90.1-1971.
- British Standards Institution. 1960. *Protective helmets and peaks for racing car drivers*. London: British Standards House. British Standard 2495.
- Chou, C. C. and Nyquist, G. W. 1974. *Analytical studies of the head injury criterion (HIC)*. Presented at SAE Automotive Engineering Conference; 1974 Feb 25-Mar 1; Detroit, MI. New York: Society of Automotive Engineers, Inc. SAE No. 740082.
- Department of Transportation, National Highway Traffic Safety Administration. 1972. *Occupant crash protection-head injury criterion S6.2 of MVSS 571.208*. Washington, DC: National Highway Traffic Safety Administration. Docket 69-7, Notice 17.
- Gadd, C. W. 1966. Use of weighted impulse criterion for estimating injury hazard. In: *Tenth Stapp Car Crash Conference*; 1966 Nov 8-9; Holloman AFB, NM. New York: Society of Automotive Engineers, Inc. p 164-174.
- Hodgson, V. R. 1975. National Operating Committee on Standards for Athletic Equipment football helmet certification program. *Medicine and Science in Sports*. 7:225-232.
- Joint Committee of The American Medical Association, The Society of Automotive Engineers, The American Association of Automotive Medicine. 1976. *The Abbreviated Injury Scale*. 1976 revision. Morton Grove, IL: American Association of Automotive Medicine.
- Department of the Army. 1975. *Helmet, flyer's protective, SPH-4*. Natick, MA: US Army Natick Research and Development Command. MIL-H-43925.
- Snively, G. G. and Chichester, C. O. 1961. Impact survival levels of head acceleration in man. *Aerospace Medicine*. 32:316.
- Swearingen, J. J. 1971. *Tolerances of the human brain to concussion*. Washington, DC: Federal Aviation Administration. FAA-AM-71-13.

INITIAL DISTRIBUTION

Defense Technical Information Center Cameron Station Alexandria, VA 22314	Aeromechanics Laboratory US Army Research & Technology Labs Ames Research Center, M/S 215-1 (12) Moffett Field, CA 94035 (1)
Under Secretary of Defense for Research and Engineering ATTN: Military Assistant for Medical and Life Sciences Washington, DC 20301	Sixth United States Army ATTN: SMA Presidio of San Francisco, California 94129 (1)
Uniformed Services University of the Health Sciences 4301 Jones Bridge Road Bethesda, MD 20014	Director Army Audiology & Speech Center Walter Reed Army Medical Center Forest Glen Section, Bldg 156 (1) Washington, DC 20012 (1)
Commander US Army Medical Research and Development Command ATTN: SGRD-SI (Mrs. Madigan) Fort Detrick Frederick, MD 21701	Harry Diamond Laboratories Scientific & Technical Information Offices 2800 Powder Mill Road (5) Adelphi, MD 20783 (1)
Redstone Scientific Information Center ATTN: DRDMI-TBD US Army Missile R&D Command Redstone Arsenal, AL 35809	US Army Ordnance Center & School Library, Bldg 3071 ATTN: ATSL-DOSL Aberdeen Proving Ground, MD (1) 21005 (1)
US Army Yuma Proving Ground Technical Library Yuma, AZ 85364	US Army Environmental Hygiene Agency Library, Bldg E2100 (1) Aberdeen Proving Ground, MD 21010 (1)
US Army Aviation Engineering Flight Activity ATTN: DAVTE-M (Technical Library) Edwards AFB, CA 93523	Technical Library Chemical Systems Laboratory (1) Aberdeen Proving Ground, MD 21010 (1)
US Army Combat Developments Experimentation Command Technical Library HQ, USACDEC Box 22 Fort Ord, CA 93941	(1)

US Army Materiel Systems Analysis Agency ATTN: Reports Distribution Aberdeen Proving Ground, MD 21005	Chief Benet Weapons Laboratory LCWSL, USA ARRADCOM ATTN: DRDAR-LCB-TL	
	(1) Watervliet Arsenal Watervliet, NY 12189	(1)
Director Biomedical Laboratory Aberdeen Proving Ground, MD 21010	US Army Research & Technology Labs Propulsion Laboratory MS 77-5 (1) NASA Lewis Research Center Cleveland, OH 44135	(1)
HQ, First United States Army ATTN: AFKA-MD (Surgeon's Ofc) Fort George G. Meade, MD 20755	US Army Field Artillery School Library (1) Snow Hall, Room 16 Fort Sill, OK 73503	(1)
Director Ballistic Research Laboratory ATTN: DRDAR-TSB-S (STINFO) Aberdeen Proving Ground, MD 21005	US Army Dugway Proving Ground Technical Library (2) Bldg 5330 Dugway, UT 84022	(1)
US Army Research & Development Technical Support Activity Fort Monmouth, NJ 07703	US Army Materiel Development & Readiness Command (1) ATTN: DRCSG 5001 Eisenhower Avenue Alexandria, VA 22333	(1)
CDR/DIR US Army Combat Surveillance & Target Acquisition Laboratory ATTN: DELSC-D Fort Monmouth, NJ 07703	US Army Foreign Science & Technology Center ATTN: DRXST-IS1 (1) 220 7th St., NE Charlottesville, VA 22901	(1)
US Army Avionics R&D Activity ATTN: DAVAA-0 Fort Monmouth, NJ 07703	Commander US Army Training & Doctrine (1) Command ATTN: ATCD Fort Monroe, VA 23651	(2)
US Army White Sands Missile Range Technical Library Division White Sands Missile Range New Mexico 88002	Commander US Army Training & Doctrine (1) Command ATTN: Surgeon Fort Monroe, VA 23651	(1)

US Army Research & Technology Labs Structures Laboratory Library NASA Langley Research Center Mail Stop 266 Hampton, VA 23665	(1)	Commander US Army Health Services Command ATTN: Library Fort Sam Houston, TX 78234	(1)
Commander 10th Medical Laboratory ATTN: DEHE (Audiologist) APO New York 09180	(1)	Superintendent US Army Academy of Health Sciences ATTN: Library Fort Sam Houston, TX 78234	(1)
Commander US Army Natick R&D Command ATTN: Technical Librarian Natick, MA 01760	(1)	Commander US Army Airmobility Laboratory ATTN: Library Fort Eustis, VA 23604	(1)
Commander US Army Troop Support & Aviation Materiel Readiness Command ATTN: DRSTS-W St. Louis, MO 63102	(1)	Air University Library (AUL/LSE) Maxwell AFB, AL 36112	(1)
Commander US Army Aviation R&D Command ATTN: DRDAV-E P.O. Box 209 St. Louis, MO 63166	(1)	US Air Force Flight Test Center Technical Library, Stop 238 Edwards AFB, CA 93523	(1)
Director US Army Human Engineering Laboratory ATTN: Technical Library Aberdeen Proving Ground, MD 21005	(1)	US Air Force Armament Development & Test Center Technical Library Eglin AFB, FL 32542	(1)
Commander US Army Aviation Research & Development Command ATTN: Library P.O. Box 209 St. Louis, MO 63166	(1)	US Air Force Institute of Technology (AFIT/LDE) Bldg 640, Area B Wright-Patterson AFB, OH 45433	(1)
		US Air Force Aerospace Medical Division School of Aerospace Medicine Aeromedical Library/TSK-4 Brooks AFB, TX 78235	(1)
		Director of Professional Services HQ, USAF/SGES Bolling AFB Washington, DC 20332	



Human Engineering Division Air Force Aerospace Medical Research Laboratory ATTN: Technical Librarian Wright-Patterson AFB, OH 45433 (1)	US Navy Naval Air Development Center Technical Information Division Technical Support Department Warminster, PA 18974 (1)
US Navy Naval Weapons Center Technical Library Division Code 2333 China Lake, CA 93555 (1)	Human Factors Engineering Division Aircraft & Crew Systems Technology Directorate Naval Air Development Center Warminster, PA 18974 (1)
US Navy Naval Aerospace Medical Institute Library Bldg 1953, Code 012 Pensacola, FL 32508 (1)	US Navy Naval Research Laboratory Library Shock & Vibration Information Center Code 8404 Washington, DC 20375 (1)
US Navy Naval Submarine Medical Research Lab Medical Library, Naval Submarine Base Box 900 Groton, CT 06340 (1)	Director of Biological & Medical Sciences Division Office of Naval Research 800 N. Quincy Street Arlington, VA 22217 (1)
Director Naval Biosciences Laboratory Naval Supply Center, Bldg 844 Oakland, CA 94625 (1)	Commanding Officer Naval Medical R&D Command National Naval Medical Center Bethesda, MD 20014 (1)
Naval Air Systems Command Technical Library AIR 950D Rm 278 Jefferson Plaza II Department of the Navy Washington, DC 20351 (1)	Commanding Officer Naval Biodynamics Laboratory P.O. Box 29407 Michoud Station New Orleans, LA 70129 (1)
US Navy Naval Research Laboratory Library Code 1433 Washington, DC 20375 (1)	FAA Civil Aeromedical Institute ATTN: Library Box 25082 Oklahoma City, OK 73125 (1)
Department of Defence R.A.N. Research Laboratory P.O. Box 706 Darlinghurst, N.S.W. 2010 Australia (1)	DCIEM/SOAM MAJ J. Soutendam (Ret.) 1133 Sheppard Avenue West P.O. Box 2000 Downsview, Ontario M3M 3B9 (1)

Canadian Society of Avn Med  
c/o Academy of Medicine, Toronto  
ATTN: Ms. Carmen King  
288 Bloor Street West  
Toronto, Ontario  
M5S 1V8

(1)

COL F. Cadigan  
DAO-AMLOUS B  
Box 36, US Embassy  
FPO New York 09510

(1)

MSHA  
Information Center Library  
P.O. Box 25367  
Denver, CO 80225

(1)

Staff Officer, Aerospace Medicine  
RAF Staff  
British Embassy  
3100 Massachusetts Avenue, N.W.  
Washington, DC 20008

(1)

Dr. E. Hendler  
Code 6003  
Naval Air Development Center  
Warminster, PA 18974

(1)