

AD-A083 708

AIR FORCE INST OF TECH WRIGHT-PATTEKSON AFB OH SCH00--ETC F/6 15/5

OPTIIZATION OF MUNITIONS STORAGE.(U)

DEC 79 B A 80665, L M GUSMUS


AFIT/65M/SM/79D-15


NL

UNCLASSIFIED

1-4

AD-A083 708





MICROCOPY RESOLUTION TEST CHART

NATIONAL BUREAU OF STANDARDS-1963-A

AFIT/GSM/SM/79D-15

*Handwritten marks: a circled '1' with a checkmark and other scribbles.*

ADA 083708

OPTIMIZATION OF MUNITIONS STORAGE

THESIS

16. Barton A. Boggs

Louis M. Gusmus

Capt USAF

Capt USAF

14 AFIT/GSM/SM/79D-15

Approved for public release; distribution unlimited.

DOC FILE COPY

*Handwritten signature/initials*

80 4 25 056

AFIT/GSM/SM/79D-15

OPTIMIZATION OF MUNITIONS

STORAGE

THESIS

Presented to the faculty of the School of Engineering

of the Air Force Institute of Technology

Air University

In Partial Fulfillment of the

Requirements for the Degree of

Master of Science

by

Barton A. Boggs

Louis M. Gusmus

Capt USAF

Capt USAF

Graduate Systems Management

Graduate Operations Research

December 1979

Approved for Public release; distribution unlimited.



## Preface

This research effort was initiated as an outgrowth of a statement of need by the Air Staff for a computerized method for determining optimum storage of munitions. The model developed in this paper is capable of examining different objective functions for optimizing munitions storage. One objective function defined using storage load factors is examined in this paper. Solutions are computed for optimal storage such that volume, net explosive weight, and compatibility constraints are satisfied for each storage building and munition.

The main body of the thesis is complemented by the Munitions Storage Optimizing System (MSOS) User's Manual, Appendix A, which is written to be a "stand-alone" document. It provides detailed instruction and examples for the system described in this thesis. It is designed to provide the basic instructions needed to use the system developed here for optimizing munitions storage.

We hope that munitions planners will find this model to be useful; however, should it serve only as a solid starting point for future research efforts, we feel that our effort will have been worth while.

Our thanks go to LtC Frank Eubank, HQ USAF/LEYWC, and Maj Ray Shulstad, HQ USAF/XOFM, who helped to initiate this research by providing our initial indoctrination into the nature of the munitions storage problem. In addition, they provided some useful background documentation and helped us to establish some key points of contact for developing the research. We thank Mr Arlie Adams, HQ AFLC/IGYW, and LtC Sy Grimshaw, HQ AFLC/LOWM for their time and patience in answering

questions and for providing some munitions technical information. We also wish to thank Mr Ira Saxton and Msgt Paul Crinter for sharing their expertise with the CREATE Honeywell computer system. Particular credit must be given to our Thesis Advisor, Col Charles R. Margenthaler, and to LtC John Hobbs, our Thesis Team Member, for their guidance, encouragement, and constructive criticism throughout the development and writing of this thesis.

Barton A. Boggs

Louis M. Gusmus

|               |                                     |
|---------------|-------------------------------------|
| Accession For |                                     |
| NRES 61221    | <input checked="" type="checkbox"/> |
| DDI 113       | <input type="checkbox"/>            |
| Unpublished   | <input type="checkbox"/>            |
| Justification | <input type="checkbox"/>            |
| By            |                                     |
| DATE          |                                     |
| APPROVED      |                                     |
| REMARKS       |                                     |
| A             |                                     |

## Contents

|  |     |
|--|-----|
| Preface . . . . .                                      | ii  |
| Abstract . . . . .                                     | vi  |
| Glossary . . . . .                                     | vii |
| I. Introduction . . . . .                              | 1   |
| Statement of Need . . . . .                            | 2   |
| Research Objective . . . . .                           | 2   |
| Organization of Thesis . . . . .                       | 3   |
| II. The Munitions Storage System . . . . .             | 5   |
| Literature Search . . . . .                            | 5   |
| Explosives Safety . . . . .                            | 7   |
| The United Nations Classification System . . . . .     | 8   |
| Classes of Dangerous Goods . . . . .                   | 9   |
| Class 1, Explosives . . . . .                          | 9   |
| Quantity-Distance Criteria . . . . .                   | 10  |
| Compatibility Groups . . . . .                         | 11  |
| Munition Storage Facilities . . . . .                  | 14  |
| Igloo Magazines . . . . .                              | 14  |
| Aboveground Magazines . . . . .                        | 15  |
| Principles of Storage . . . . .                        | 15  |
| III. The Munitions Storage Optimizing System . . . . . | 17  |
| Munitions Storage Optimizing System . . . . .          | 17  |
| Standard Building Data Base . . . . .                  | 18  |
| Munitions Storage Area Data Base . . . . .             | 19  |
| National Stock Number Data Base . . . . .              | 20  |
| Format Generator Program . . . . .                     | 21  |
| The MSOS Optimization Model . . . . .                  | 21  |
| Mathematical Formulation . . . . .                     | 24  |
| Input Parameters . . . . .                             | 26  |
| Limitations . . . . .                                  | 27  |
| Scope . . . . .  | 29  |
| IV. Model Verification . . . . .                       | 31  |
| Verification Test Data . . . . .                       | 31  |
| Verification Tests . . . . .                           | 33  |
| Verification Analysis and Discussion . . . . .         | 37  |

|     |   |    |
|-----|---|----|
| V.  | Enhancements to the Model . . . . .   | 39 |
|     | Sensitivity Analysis . . . . .  | 39 |
|     | Other Objective Functions . . . . .   | 39 |
|     | Prioritizing Munitions . . . . .  | 40 |
|     | Munitions Handling Efficiency . . . . .   | 40 |
|     | Storage Facility Design . . . . .   | 41 |
| VI. | Summary, Conclusions, and Recommendations . . . . .                             | 42 |
|     | Bibliography . . . . .  | 45 |
|     | Appendix A: The Munitions Storage Optimizing System (MSOS)<br>User's Manual     |    |
|     | Appendix B: Munitions Storage Optimizing System (MSOS)<br>Program Documentation |    |

VITA

## Abstract

This research is an effort to quantify the problem of how to store as much as possible of a required munitions inventory in the buildings of any given munitions storage area. The problem is addressed in this paper by the formulation of a mixed integer linear programming model that will calculate optimal storage subject to a complex set of constraints.

The Munitions Storage Optimization System (MSOS) provides a capability for setting up munition storage inventory linear programming problems. MSOS allows the user to create data bases containing the required information for the munition items and storage buildings. Munitions inventory is entered by stock number, number of lots, and number of packages for each lot. A program extracts the necessary information from the data bases, formulates the objective function and constraint equations, then submits the problem to a mixed integer linear programming package for solution.

## Glossary

**Building Density Factor**--The maximum net explosive weight (NEW) for each class of munition that may be stored in a building divided by the useable building volume.

**Building Load Coefficient**--The building density factor divided by the the munition density factor.

**Class/Division/Category**--Class refers to the UN class of dangerous goods, i.e., Class 1, Explosives; Division refers to the four hazard divisions of explosives; and Category refers to four categories of fragment hazards. Class/Division/Category is sometimes referred to simply as "Class."

**Compatibility Group**--Munitions or explosives are divided into twelve compatibility groups designated by the letters A - H, J, K, L, and S. Items are considered compatible if they may be shipped or stored together without significantly increasing either the probability of a mishap, or for a given quantity, the magnitude of the effects of a mishap.

**Munition Density Factor**--The net explosive weight (NEW) of the munition package divided by the munition package volume.

**Net Explosives Weight (NEW)**--The total quantity, expressed in pounds of explosive material or high explosives equivalency in each munition item, to be used when applying quantity-distance standards.

**Quantity-Distance (Q-D)**--Quantity of explosives material and distance separation relationships which provide defined levels of protection. These relationships are tabulated in a series of Q-D tables.

**Storage Area Load Factor**--A measure of the overall munitions storage efficiency. It is composed of a combination of all the building load coefficients in the objective function of the optimization model.

## I. Introduction

A major problem facing many Air Force installations is the storage of large quantities of munitions. Complex and demanding safety requirements for the protection of personnel and material in the event of an accidental explosion constrain how and where munitions may be stored. The need for protection from the elements and for security from theft or sabotage implies a requirement for indoor storage in properly designed facilities. Limitations on the quantity of explosives that may be stored in any one facility plus the requirement for large clear zones of land around each facility place a significant economic cost on the storage of munitions (Schreyer, 1970: 1).

Munitions storage is a subject that is often overlooked during times of peace. Upon the initiation of hostilities, however, the survival and fighting capabilities of the armed forces depend on the existing stockpiles of munitions in storage. Since the construction of new facilities, both stateside and overseas, is limited by budgetary constraints and the availability of land, it is vital to overall combat readiness that the USAF make optimal use of existing munition storage facilities (Cormier, 1979).

Conventional munition storage allocation methods rely primarily on charts, diagrams, manual computations, and experience to determine storage arrangements. This research is a first phased effort of applying the power of the computer to the problem of storing munitions.

A basic premise of this thesis effort is that significant improvements can possibly be realized through optimal or at least more

efficient usage of existing storage facilities. Optimization, as used here, suggests some best allocation of munitions inventory to available storage volume used. A computerized munitions storage optimizing system is an attractive alternative to provide the user with the ability to build quantitative models to examine optimal ways of storing munitions.

#### Statement of Need

The need is to store a given munitions inventory efficiently in a limited set of munitions storage buildings without violating the quantity distance (Q-D) and compatibility group restrictions. The basic need can be narrowed to consideration of the location, size, and type of buildings available for storage at any particular storage area and determining an optimal storage arrangement. More simply, the need is determining how to efficiently store as much as possible of a required munitions inventory in the fewest number of storage magazines at a particular operational base.

The problem undertaken in this thesis, in response to the total perceived need, resulted in the development of the Munitions Storage Optimizing System (MSOS). MSOS provides for the creation of data bases to provide descriptive information about individual munition items and munitions storage buildings. The optimization process is initiated by entering a munitions inventory in terms of stock number, number of lots, and number of packages per lot to a program. The program then extracts needed information from the data bases, and generates the constraints to the problem and the objective function to be maximized. An optimal solution to the problem is then computed.

#### Research Objectives

The following objectives were established as a heirarchy of



research goals to be pursued in this thesis effort.

(1) Demonstrate a general approach for the application of mixed integer linear programming to the problem of optimizing munitions storage.

(2) Development of a working model for use as a tool by munitions managers to derive solutions for improved or more efficient storage allocation of munitions.

(3) Development of a computer-based procedure for formulation of a munitions storage optimization problem for accomplishment with the LP/600 mixed integer linear programming routine designed by Honeywell Information Systems, Inc. This procedure is designed to allow the user to simply input required storage and munitions data to the optimizing system. The computer then creates the objective function and constraints for the problem.

(4) Exploration of a number of alternate munition storage performance measures. The measure examined in this paper is a storage area load factor (Farwell, 1970: 4). This factor is discussed in Chapter III, The Munitions Storage Optimizing System.

#### Organization of Thesis

The actual development of the model for the optimization of munitions storage begins with a discussion of the munitions storage system. This discussion begins by briefly explaining explosive safety criteria, then branches out into a description of the United Nations Classification System, briefly summarizes some of typical storage facilities currently in use, and concludes by describing some of the general aspects of storing munitions. Chapter III, The Munitions Storage Optimizing System, explains the actual mathematical formulation

of the problem, provides some general technical discussion, and outlines the objectives, scope, and limitations of the model. Several sample problems are presented in Chapter IV, Model Verification, to verify the actual performance of the munitions storage model. The writers' views on ways to develop more sophisticated optimization models are presented in chapter V, Enhancements to the Model. Chapter VI, Summary, Conclusions and Recommendations, describes the overall results of this research effort and compares the heuristic approach used in this paper with desired real world solutions. The Munitions Storage Optimizing System User's Manual (Appendix A) and the Program Documentation (Appendix B) are of critical importance in developing a complete understanding of the work that has been accomplished. These appendices explain the programs and data bases, and take the reader step by step through the processes required to use the Munitions Storage Optimizing System (MSOS).

## II. The Munition Storage System

Munitions storage is a highly complex process because of the numerous Q-D and compatibility group constraints and the drive for indoor storage. These constraints are the result of a concerted effort to restrict possible losses of people, facilities, and inventories in the unlikely event of an accidental explosion. Present methods for determining allocations of munitions to storage appear to lend themselves to computer model applications. This chapter discusses the literature reviewed during this research effort and summarizes some of the background material pertaining to the munitions storage system.

### Literature Search

The research was conducted primarily through a review of the literature available at the Air Force Institute of Technology library, the Defense Documentation Center (DDC), and at the Air Force Logistics Command explosives safety office. Contacts were made to munitions managers at several Air Force Major Commands and to the Conventional Munitions Branch of Headquarters, USAF. These contacts resulted in expressions of interest in the subject research and helped to confirm the fact that little has been done in the past to address optimization of munitions storage through the use of the computer.

Much of the basic material used in this research effort has been gleaned from Air Force publications such AFR 127-100, Explosives Safety Standards, and the Air Force 11A-series munitions technical orders. Other sources of background material that deserve mention are

the minutes of the Explosives Safety Seminars sponsored biannually by the Department of Defense Explosives Safety Board (DDESB). These documents, available in microfiche from DDC, are comprehensive compilations of reports, studies, and discussions concerning topics that range from historical developments to the latest results from research and testing of munitions.

Air Force technical orders, TO 11A-1-61-3 and TO 11A-1-61-4, provide information, charts, and drawings for efficient storage of a number of Federal Stock Numbered munition items. They depict a process that requires a great deal of manual calculation for determining mixed storage of munitions. While these documents are probably highly useful to the munitions manager, they do not provide a systematic method for optimizing storage when more than one munition item at a time is considered.

One of the most useful sources that has had a bearing on the development of this research is a paper, "The Munitions Storage Problem," written by David G. Farwell 1970 at the University of Colorado. Farwell describes a linear programming model that can be used to calculate optimal storage of munitions from a single class and compatibility group combination (Farwell, 1970: 1-4). One of Farwell's recommendations was to develop an expanded model to simultaneously examine combinations of compatibility groups within the same model (Farwell, 1970:18). The ideas and recommendations in Farwell's paper contribute to the foundation of the MSOS model presented here.

A recurrent theme throughout the literature on munitions storage is that safety is the driving factor and that the rigid standards for storage are a result of the high emphasis on maintaining accident-free

storage areas.

### Explosives Safety

Haphazard storage and transportation procedures have occasionally resulted in explosive disasters. One of the worst was an incident that occurred at the Naval Ammunition Depot, Lake Demark, New Jersey in 1926. Lightning struck some stored munitions and set off a series of explosions that destroyed a major portion of the depot and killed a number of people. One of the magazines at Lake Demark contained about three times the amount of high explosive permitted in a single storage location by today's standards. Thus, when the explosion occurred, the failure to adequately separate explosives allowed a chain reaction of explosions to spread from one magazine to another (Fliakas, 1976: 1).

This disaster set in motion a chain of events that resulted in the establishment by Congress of the Ammunition Storage Board, the beginning of what now is the Department of Defense Explosives Safety Board (DDESB). As an outgrowth of the investigation of the Lake Demark disaster, Congress eventually directed the adoption of new Q-D tables which were designed to regulate proper separation of ammunition supplies in order to provide a reasonable degree of safety. Congress also defined 'safe' within the context of munitions storage.

As regards to the 'safety' of individuals and structures outside of ammunition depots, the word 'safety' is a relative term. No one is ever absolutely safe from injury. The average chance of the average individual escaping injury has, by custom, been termed 'safe' (Fliakas 1976: 2).

This definition has generally been held to mean that some specified hazard distance must be maintained between explosive storage points and other activities to provide a reasonable degree of safety in the event

of an explosives accident. The probability that an accident will actually occur is a factor that is generally not considered (Fliakas 1978: 11). This has resulted in extremely rigid standards that are geared to keeping the worst imaginable losses to a minimum acceptable level.

The basic methods that have been developed to insure safe storage of munitions involve restrictions on the NEW that can be stored in any one building and the use of large amounts of land to allow for separation between buildings and clear areas around the entire munitions storage area. In addition, only munitions that are compatible according to standardized compatibility group criteria may be stored together in any one location. The definitions and criteria for identifying hazard classification, divisions, compatibility groups, and Q-D tables were recently standardized in the United States by the adoption of the United Nations system of classification of explosives.

#### The United Nations Classification System

In the past, different countries have set up their own criteria for explosives safety based on subjective as well as empirical evaluation of explosive hazards. This has sometimes resulted in confusion and difficulty in the transport and storage of munitions from one country to another. In recent years there has been a trend to develop international agreement on standards for shipment and storage of dangerous materials. Taking a lead in this area, the United Nations set up an international group to develop standards that would be acceptable world-wide. By 1977, the UN classification system had been adopted by the United States, United Kingdom, and many of the NATO countries

(Lyman, 1978: 129). For the United States this involved relatively minor changes in coding and terminology because the system previously in use in this country converted almost directly to the UN system (AFR 127-100, 1978: 5-4).

Classes of Dangerous Goods. The system developed by the UN for international use is designed to meet a wide range of military and commercial requirements. It consists of the following nine classes of dangerous goods (Adams, 1976:1574).

| <u>UN Class</u> | <u>Description</u>                          |
|-----------------|---|
| 1               | Explosives                                  |
| 2               | Compressed or liquified gasses              |
| 3               | Inflammable liquids                         |
| 4               | Inflammable solids                          |
| 5               | Oxidizing substances                        |
| 6               | Poisonous (toxic) and infectious substances |
| 7               | Radioactive substances                      |
| 8               | Corrosives                                  |
| 9               | Miscellaneous dangerous substances          |

Class 1, Explosives. Most of the conventional munitions used by the armed forces are listed under Class 1, Explosives. Class 1 has been subdivided into four divisions (1.1, 1.2, 1.3, and 1.4) which indicate four different types of hazards. Class/division 1.2 is further subdivided into four categories that provide different hazard distances for each category. The divisions, categories, and the type of hazards associated with each are summarized below (Lyman, 1978: 130).

| <u>Class/Division/Category</u> | <u>Hazard</u>   |
|--------------------------------|---|
| 1.1                            | Mass detonation (blast) with possible fragment threat.  |
| 1.2 (18)                       | Non mass detonating with most fragments falling within the distance indicated, i.e., (18), (12), (08), and (04) indicate hazard distance of 1800, 1200, 800, and 400 feet respectively. |
| 1.2 (12)                       |   |
| 1.2 (08)                       |   |
| 1.2 (04)                       |   |
| 1.3                            | Mass fire.  |
| 1.4                            | Moderate fire--no significant hazard  |

Quantity-Distance Criteria. Quantity-distance (Q-D) Criteria is based on a relationship between quantities of explosives from any class/division/category that may be stored in a single storage point and the separation distances required to provide a reasonable degree of protection in the event that a certain amount of explosives were to detonate (Fliakas, 1978: 11). The exact relationship between these distances and the maximum net explosives weight (NEW) that can be stored in any one building for each class of munition is specified in a series of Q-D tables. These Q-D tables specify the Inhabited Building Distance (IBD), Public Traffic Route Distance (PTR), Intermagazine Distance, and Intraline Distance for the seven classes of munitions. The maximum explosive weight that may be stored is limited by the most restrictive condition from any one of the tables. The Q-D tables currently used by the Air Force can be found in AFR 127-100, chapter 5, Principles and Applications of Explosive Quantity-Distance Criteria and Related Standards. These Q-D tables are briefly described below.

(1) The inhabited building distance (IBD) table defines the minimum permissible distance allowed between a quantity of explosives and any building inhabited by the public or where people are accustomed



to assemble, both within and outside of government establishments.

(2) The Public Traffic Route (PTR) Distance table prescribes the minimum permissible distance between an explosives site and public highways, railroad lines, or even navigable streams. It is approximately 60% of the IBD because it is reasoned that traffic receives only limited exposure as it passes by the explosives site.

(3) The Intraline Distance table specifies the distance to be maintained between any two operating buildings, at least one of which is designed to contain explosives.

(4) The Intermagazine Distance table defines the minimum permissible distance between storage magazines, and is based primarily on the type of magazine and the quantity of explosive involved.

(5) The Fragment Distance tables apply to specific explosive items which generate hazardous fragments. This primarily describes class 1.2 items which have prescribed hazard distances of 400, 800, 1200, and 1800 feet.

Typical munitions storage buildings are often designed so that the limitations imposed by the Q-D tables match the maximum allowable NEW for the facility, i.e., a storage building containing 1.1 munitions is probably positioned to allow the maximum storage of 500,000 pounds NEW. Variations in the tables occur, depending on whether the storage facilities are standard or non-standard, earth covered or aboveground, and barricaded or non-barricaded (AFR 127-100, 1978: 5-6 to 5-12).

Compatibility Groups. Ideal storage of munitions would probably require each individual class or type of munition to be stored separately. Since a limited storage availability usually prevents this from occurring, other factors have been specified that permit various

types of munitions to be stored together providing they are considered compatible. The basic factors that determine compatibility are (AFR 127-100: 4-10):

- (1) Chemical and physical properties.
- (2) Design characteristics.
- (3) Inner and outer packaging configurations.
- (4) Q-D class/division.
- (5) Net explosive weight (NEW).
- (6) Rate of deterioration.
- (7) Sensitivity to initiation.
- (8) Effects of deflagration, explosion, or detonation.

Based on evaluation of these factors, ammunition and explosives are assigned to one of twelve storage compatibility groups (A through H, J, K, L, and S). These groups are identified and defined below (AFR 127-100, 1978: 4-11).

Group A--Initiating Explosives. These are bulk initiating explosives with the necessary sensitivity to heat, friction, or percussion that makes them suitable as initiating elements in an explosive train.

Group B--Detonaters and Similar Initiating Devices. These items contain initiating explosives and are designed to start or continue the functioning of an explosive train.

Group C--Bulk Propellents, Propelling Charges, and Devices Containing Propellant, With or Without Their Means of Initiation. These items will deflagrate, explode, or detonate upon initiation.

Group D--Black Powder, High Explosives (HE), and Ammunition Containing HE Without Its Own Means of Initiation and Without Propelling Charge. These are items such as bombs, projectiles, or bulk TNT that can be expected to explode when any given item or component thereof is initiated.

Group E--Ammunition Containing HE Without Its Own Means of Initiation and With Propelling Charge. Examples are artillery

ammunition, rockets, and guided missiles.

Group F--Ammunition Containing HE With Its Own Means of Initiation and With or Without a Propelling Charge. Examples are some hand and rifle grenades.

Group G--Fireworks, Illuminating, Incendiary, Smoke, or Tear-Producing Munitions Other Than Those That Are Water-Activated, or Which Contain White Phosphorus, or Flammable Liquid, or Gel. Examples are flares, signals, incendiary, smoke, and tear-producing devices.

Group H--Ammunition Containing Both Explosives and White Phosphorus or Other Pyrophoric Material. These munitions contain items that are spontaneously flammable when exposed to the atmosphere.

Group J--Ammunition Containing Both Explosives and Flammable Liquids or Gels. This group includes items such as napalm-filled fire bombs.

Group K--Ammunition Containing Both Explosives and Toxic Chemical Agents. These items contain chemicals designed to produce severe incapacitating effects.

Group L--Ammunition Not Included in Other Compatibility Groups. This group includes water-activated devices, prepackaged hypergolic liquid-fueled rocket engines, and damaged or suspect ammunition or explosives from other groups. Items within Group L may not necessarily be stored together.

Group S--Ammunition Presenting No Significant Hazard. These are items that are packaged or designed to confine hazardous effects arising from accidental functioning within the package.

In general, munitions from any given compatibility group are not to be stored with any items from any other group; however, there are some limited cases where the regulations permit combined storage; for example, groups D and E may be stored together (AFR 127-100, 1978: 4-12). This paper does not address these limited cases and, therefore, it requires munitions from each compatibility group to be stored only with other munitions that have an identical compatibility group.

### Munition Storage Facilities

Munitions storage facilities, commonly referred to as magazines, are composed of virtually any type of structure that has been designated as a storage point for explosive devices. Most of the magazines in use today fall into two types--igloo (earth-covered) and aboveground (nonearth-covered).

Igloo Magazines. The various types of standard igloos now in use all have certain features in common (Wight, 1978: 243).

(1) A circular or oval arched roof made of steel reinforced concrete to cover the stored contents.

(2) An earth covering to contain fragments (The covering serves to effectively barricade three sides of the igloo).

(3) A concrete slab floor.

(4) Concrete head and side walls.

(5) A structural steel door.

(6) Dimensions of 24-27 feet wide, 40 to 80 feet long, and 12 to 16 feet high (There are a few in use with significantly different dimensions).

Igloos are designed so that the force of an accidental explosion is directed upward through the roof. This feature has earned the igloo a reputation as a particularly safe type of storage facility.

The design also lends itself readily to providing good security against theft or sabotage. For example, points of entry are few, the door is easily secured and locked, and forced entry is time consuming and requires special tools. These factors, when coupled with other security measures such as fenced, lighted, and patrolled storage areas, provide a high degree of security (Wight, 1978: 246).

Aboveground Magazines. Standard aboveground magazines are generally of concrete and steel construction and come in a variety of types and sizes. They range from multicubicle magazines composed of a number of small storage compartments to large standard magazines. If they are unbarricaded, the aboveground magazines require greater safety distances than those required for the better protected igloos. In some cases, special restrictions have been specified; for example, the multicubicle buildings are restricted by an explosive weight limit of 425 pounds of mass detonating explosives (AFR 127-100, 1978: 4-10).

#### Principles of Storage

Great care must be taken to insure that the conditions for proper and safe storage of explosives are not compromised. When the physical and chemical properties of stored materials are neglected, ammunition may begin to deteriorate rapidly or be exposed to the risk of fire or explosion (Fliakas, 1978: 6). Air Force Technical Order 11A-1-61-4, Storage and Loading Instructions, provides some general rules for proper storage. The following items serve to exemplify some of the guidelines normally applied to munitions storage (TO 11A-1-61-4, 1976: 3-1, 3-3).

(1) Lots will not be mixed in storage, but only to the extent that items of one lot will not be stacked on top of items from another lot (A lot is a quantity of identical munitions manufactured during the same production run or as otherwise labeled by the manufacturer).

(2) Stored munitions, or their containers will not contact a wall of a magazine (this requirement is designed to insure that there is adequate circulation of air around stored munitions).

(3) The stacking height limit of the specific item or type of container will not be exceeded.

(4) Palletized loads

(A) should not exceed 2,000 pounds unless required to do so by specific technical data or by waiver.

(B) should not exceed 44 inches in length, 54 inches in width, and 54 inches in height (there are many exceptions).

These principles have resulted in a number of standardized package and pallet configurations for munitions items. This allows many munition package sizes to be standardized quite easily in computerized computations.

### III. The Munitions Storage Optimizing System

The methodology used to attack the problem of optimizing the storage of munitions is an application of mixed integer linear programming. Mixed integer programming allows both integer and continuous variables to be included in the model. This permits munition storage problems to vary the set of constraint equations that are used, depending on the classes of explosives to be stored in each building.

The actual problem of munitions storage is addressed in this thesis by the development of the Munitions Storage Optimization System (MSOS). This system is used to construct the problem to be solved with the LP/600 mixed integer linear programming package produced by Honeywell Information Systems, Inc. The branch and bound method is a general approach for optimization problems which aims to conduct an intelligent search through all possible solutions, cutting out large groups of possibilities early in the search. It depends on being able to judge in advance which directions of search can be eliminated (Nicholson, 1971: 138-141). One limitation to this method is that the amount of computation time required to reach a solution increases exponentially as the problem size gets larger. Thus, solutions to large munitions optimization problems will require a great deal of computer time. The remainder of this chapter will discuss the MSOS and develop the mathematical model used to optimize munitions storage.

#### Munitions Storage Optimizing System

The Munitions Storage Optimizing System (MSOS) is designed to allow

the user to combine information about the storage facilities to be used and the munitions to be stored to generate the objective function and constraints in proper format for input to the LP/600 linear programming package. The MSOS allows the user to create and maintain three data bases; the Standard Building Data Base (SBDB), the Munitions Storage Area Data Base (MSADB), and the National Stock Number Data Base (NSNDB). Data from each of these data bases is used by the Format Generator Program (LPGEN) to formulate the constraints and objective function.

Standard Building Data Base. The Standard Building Data Base (SBDB) contains information that describes different types of munitions storage buildings. This means that buildings having identical dimensional and structural characteristics will be identified as the same type. The following information must be entered into the data base for each type of building.

(1) Type of building (any number from 1 - 99 as defined by the user is acceptable).

(2) Type of roof (RND is used to identify arched buildings; Flt is used to identify rectangular shaped buildings; other shapes must be estimated using RND or FLT).

(3) Length (inner length of the building in feet).

(4) Width (inner width of the building in feet).

(5) Height (inner height of the building in feet).

(6) Side wall height (height of the straight part of the side walls in feet--for igloo type magazines, if applicable).

(7) Radius (radius of the curved roof of igloo type buildings).

The SBDB is set up to request additional descriptive information



besides the items shown, however, the items above are the only ones used in the current model. The SBDB needs to be constructed once for each munition storage area. If new types of buildings are constructed it is a simple process to modify the data base. Information from the SBDB is used to generate the volume constraints for the model. The calculated volumes are used in combination with the NEW constraints to calculate building load coefficients to be used in the objective function. Detailed information describing this data base is contained in appendix A, User's Manual.

Munition Storage Area Data Base. The Munition Storage Area Data Base (MSADB) contains the maximum allowable net explosive weight (NEW) for each class/category/division and the maximum gross weight that can be stored in every storage building in the munitions storage area. The maximum NEW for each class/cat/div must be calculated by the user based on the Q-D tables in chapter five of AFR 127-100. The User's Manual provides a detailed description of this data base and also includes a form that should be helpful in determining and arranging the data that will be requested when creating records for the MSADB. Like the SBDB, the MSADB needs to be created once and only needs to be modified as new buildings are constructed, destroyed, or when the Q-D tables are changed. The following information must be entered into this data base.

- (1) Building number.
- (2) Type (a number between 1 and 99 as defined in the SBDB).
- (3) 1.1 NEW (the maximum NEW for class 1.1 authorized to be stored in this building).
- (4) 1.2/04 NEW (the maximum NEW for class 1.2, category 04 munitions authorized to be stored in this building).

(5) 1.2/08 NEW (the maximum NEW for class 1.2, category 08 munitions authorized for storage in this building).

(6) 1.2/12 NEW (the maximum NEW for class 1.2, category 12 munitions authorized to be stored in this building).

(7) 1.2/18 NEW (the maximum NEW for class 1.2, category 18 munitions authorized to be stored in this building).

(8) 1.3 NEW (the maximum NEW for class 1.3 munitions that can be stored in this building).

(9) 1.4 NEW (the maximum NEW for class 1.4 munitions that can be stored in this building).

National Stock Number Data Base. Detailed information about individual munition items is stored in the National Stock Number Data Base (NSNDB). The following information must be entered into the NSNDB for at least those munitions that will be examined using MSOS for storage. Ideally, all the munitions identified in the 1300 and 1400 series Air Force Item Listings could be entered.

(1) Stock number (18 character National Stock Number).

(2) Package Height (munition package height in feet).

(3) Package width (munition package width in feet).

(4) Package length (munition package length in feet).

(5) Units per package (number of individual munitions in this package).

(6) Compatibility group (compatibility group assigned to this munition).

(7) Class/Division (munition class and division, i.e., 1.1).

(8) Category (for 1.2 munitions; inputs are 04, 08, 12, and 18).

The user has the capability to add, delete, and modify records

within the data base. Each stock number represents a particular munition-package combination so it is possible for a given munition item to be represented by several stock numbers. Once the correct data has been loaded in the SBDB, MSADB, and NSNDB the user is ready to determine the storage configuration of a given munitions inventory.

Format Generator Program. The Format Generator Program (LPGEN) allows the user to enter the following information.

- (1) Stock number of munition to be entered in inventory.
- (2) Number of lots for munition identified in (1). Values from 1 to 99 are valid.
- (3) Number of packages for each lot.
- (4) A percentage of useable volume can be entered for each building in the munitions storage area or one value can be entered and applied to all buildings.

Once this data has been entered, LPGEN then selects the appropriate information from each of the three data bases described above and generates the objective function and the constraints for entry into the Honeywell LP/600 package. This program receives a comprehensive discussion in the User's Manual.

#### The MSOS Optimization Model

The formulation of the MSOS optimization model required the creation of a complex system of computer programs to bring the information from each of the data bases into the model. For example, the set of constraints specifying the maximum NEW that can be stored in each building can vary, depending on the most restrictive class of munitions actually stored. Thus the optimizing model provides a capability to vary the maximum NEW that may be stored in each building

during the optimizing process. A technique was developed to provide for the complex and changing constraints using the mixed integer mode of the LP/600 package. The mathematical formulation of the model is discussed later.

The development of the optimization model requires the understanding of several terms critical to its mathematical formulation. They are:

(1) Subgroup. Munitions from different classes may be stored together providing they are from the same compatibility group. For a given munitions inventory, each identified group may contain 0 to 7 different classes of munitions. Every storage building has a NEW limit assigned for each of the seven classes and the limit actually used for a particular building is the NEW limit assigned for the most restrictive class of munition stored in the building. For example, an inventory of group D munitions belonging to classes 1.1, 1.2/04, and 1.3 require storage. The maximum NEW limits for a particular storage building are defined for this example to be: 1.1--100,000 pounds, 1.2/04--250,000 pounds, and 1.3--500,000 pounds. Storage of any combination of these munitions containing at least one 1.1 munition places the maximum NEW storage limit for the building at 100,000 pounds. If only 1.2/04 and 1.3 items are to be stored, the limit is 250,000 pounds. Similarly, if only 1.3 munitions are to be stored, the limit is 500,000 pounds. With this background, the definition of subgroup is offered. A subgroup is defined as a combination of munitions classes such that the first subgroup of a compatibility group contains all classes of munitions to be stored from that group; the next subgroup eliminates the most restrictive class from the group. Subsequent subgroups continue this

process until all seven classes have been eliminated. Thus for each compatibility group, a maximum of seven subgroups may occur. Since there are twelve compatibility groups, a maximum of 84 subgroups can occur in the model.

(2) Useable Building Volume. LPGEN calculates the total inside storage volume for each building and requests the user to enter a subjective estimate of the percentage of this total volume considered useable. This useable building volume is used both as the storage volume constraint for each building and for calculating building load coefficients.

(3) Building Load Coefficients. A building load coefficient is composed of the building density divided by the munition density. The building density is the subgroup NEW storage limit of the building divided by the useable building volume. The munition density is the munition package NEW divided by the munition package volume. A particular munition may be identified with more than one subgroup, and therefore, be identified with the same building more than once. In each case, however, the maximum NEW limit for the building may be different, resulting in different building load coefficients being calculated for the same munition.

(4) Storage Area Load Factor. The storage area load factor is the factor that is maximized by the optimization process. It provides an overall measure of the building load coefficients for the entire munitions storage area. It is essentially a measure of how densely the munitions inventory is loaded into the munitions storage area. The density of the stored munitions is positively related to the storage area load factor. This means that the larger the value of the storage

area load factor, the more efficient the use of the munitions storage area. The formulation of the objective function is such that if there are munitions that are not stored because the NEW limit is reached or the volume used up, they are assigned a negative coefficient. Thus negative values of the objective function are possible.

Now that these terms have been explained, the actual mathematical optimization model is presented.

Mathematical Formulation

For the specific case of examining optimization where the storage area load factor is maximized, the problem is formulated as a mixed integer linear programming model that is designed to:

Maximize the Storage Area Load Factor: OBJECTIVE =

$$\sum_{i=1}^m \sum_{j=1}^n \sum_{k=1}^1 c_{ijk} x_{ijk} + \sum_{j=1}^n \sum_{k=1}^1 d_{jk} y_{jk} + \sum_{i=1}^m M_i z_i$$

Subject to:

Munition Constraints  $\sum_{j=1}^n \sum_{k=1}^1 x_{ijk} + z_i = I_i$  for  $i=1,m$   
 (one for each munition/lot combination)

Building Volume Constraints  $\sum_{i=1}^m \sum_{k=1}^1 a_{ijk} x_{ijk} \leq V_j$  for  $j=1,n$   
 (one for each building)

NEW Constraints  $\sum_{i=1}^m \sum_{k=1}^1 b_{ijk} x_{ijk} - N_{jk} y_{jk} \leq 0$  for  $j=1,n$   
 (one for each subgroup/building combination)

Special Set Constraints  $\sum_{k=1}^1 y_{jk} = 1$  for  $j=1,n$   
 (one for each building)

all  $x_{ijk} \geq 0$   
 all  $z_i \geq 0$   
 all  $y_{jk} = 0 \text{ or } 1$

where:

$a_{ijk}$  is the volume of munition  $i$  in subgroup  $k$  to be stored in building  $j$   
 $b_{ijk}$  is the NEW of package of munition  $i$  in subgroup  $k$  to be stored in building  $j$   
 $c_{ijk}$  is the building  $j$  load coefficient of munition  $i$  in subgroup  $k$   
 $d_{jk}$  is a weight assigned to the subgroup  $k$  / building  $j$  combination (initialized to zero for this model)  
 $M_i$  is a weight assigned to packages of munition  $i$  that cannot be stored in the storage area (initialized to  $-1$  for this model)  
 $x_{ijk}$  is the number of packages of munition  $i$  in subgroup  $k$  to be stored in building  $j$   
 $y_{jk}$  is the bivalent (0 or 1) special set variable assigned to the subgroup  $k$  / building  $j$  combination  
 $z_i$  is the left over variable assigned to munition  $i$   
 $I_i$  is the number of packages in munition/lot combination  $i$   
 $N_{jk}$  is the maximum NEW that can be stored in building  $j$  for subgroup  $k$   
 $V_j$  is the maximum useable volume of building  $j$   
 $l$  is the number of different subgroups in the inventory  
 $m$  is the number of munition/lot combinations  
 $n$  is the number of buildings

The  $d_{jk}$ 's defined above could be set up as a priority scheme with priorities (weights) for assigning compatibility groups and classes within the compatibility groups to storage buildings or to the overall storage area. The  $M_i$ 's could be used to establish a priority scheme to

determine a rank order of munitions to be excluded from storage in the event that the entire inventory cannot be stored inside the storage area buildings. Neither of these priority schemes are addressed in this paper.

#### Input Parameters

Formulation of the model has required certain input parameters to be defined in an attempt to insure that inputs to the MSOS receive standard treatment.

(1) Each munition/lot combination is entered to the program as a separate munition.

(2) Each munition/lot combination is considered to be of equal importance. This means that each munition receives no special treatment in comparison to any other munition as it is evaluated with the MSOS.

(3) All classes of munitions within a given compatibility group may be stored together. In cases where individual items require separate storage, they should not be evaluated with MSOS. For example, there are certain items from Groups K and L that require special considerations for storage.

(4) No particular prioritization schedule for storage has been established. The storage allocation decisions are an output of the linear programming model.

(5) Munitions must have a packaged NEW of greater than or equal to 0.00005 pounds to be evaluated by this model. LPGEN excludes any munition having a packaged NEW of less than 0.00005 because the calculation for the munition density factor uses the package NEW in the denominator and values less than 0.00005 are truncated to zero. This parameter excludes a large number of inert items from Group S from



consideration by the model.

(6) Individually stock numbered items are considered rather than complete assembled items unless the assembled end item is assigned its own stock number. For example, rocket warheads and rocket engines would be evaluated separately unless the assembled warhead/engine combination is identified by a single stock number.

(7) Each munition package is considered to be a rectangular box for calculations of volume. Thus, even a round iron bomb must be defined in terms of length, width, and height.

(8) Useable storage volume is a subjective input to the MSADB. For this factor to be a reasonable approximation of a real world situation, the following items are considered.

- (A) Required aisle space.
- (B) Placement of rectangular packages in arched buildings.
- (C) Amount of clear space required around packages.
- (D) Space required by dunnage.
- (E) Allowable stacking height.
- (F) Space for transient shipments or unserviceable items.

(9) Only conventional munitions are considered.

Limitations.

This study addresses the issue of storage from an abstract approach that centers on the descriptions of the munitions and storage facilities based on building load coefficients. It does not consider other aspects that may be equally important in real world situations. For example, storage may involve a sizeable threat from either theft or sabotage. The computer solution could conceivably place a particularly sensitive item in a facility with limited protection, or simply place

the entire stock of a munition in one location where risk of loss of the entire inventory would be unacceptable. It may be that the optimal utilization of storage space as defined by the storage area load factors could be less desirable than some other combination of safety and reasonably effective storage. Thus, subjective evaluation of the computer output is required.

Some of the more specific limitations to the model are identified below.

(1) Optimality. The definition of what constitutes "optimal" storage may vary, depending on local objectives. There are any number of alternative maximization or minimization problems that could be defined using an objective function and constraint equations that differ from the ones used with MSOS. For example, a vast difference could exist between optimizing an objective of storing the greatest amount of munitions in a given storage area and a differing objective of optimizing combat readiness in terms of transfer time from storage to a weapons delivery system.

(2) Problem Size. The size of the problem matrix that can be used with the LP/600 package is limited to 262,000 decision variables (columns) and 4095 constraint equations (rows). Considering that the variables in the problem increase by the product of possible munition and building combinations plus some additional variables and the large number of constraints that are generated, it is easy to generate problems that exceed the capacity of the LP/600 package. In actuality, this is not that great of a limitation because many reasonably sized base level problems may be examined.

(3) Priority for Storage. This model does not develop any type of

priority scheme for storage. In the situation where there are more munitions to be stored than there is indoor storage space it might be desirable to have a systematic way to optimally determine which items should be stored inside and which should be left over for outdoor or alternate temporary storage.

(4) Useable Volume. The current model maximizes the storage area load factor which is based in part on the useable volume as defined by the user. Useable volume only subjectively addresses stack heights, lot integrity, aisle space, and possibly other factors that may be critical to actual storage layouts. One problem with this input for useable volume is that it must be defined by the user and entered into the LPGEN before the user knows what will be stored in each building. In reality, the useable volume is dependent on the specific combination of munitions to be stored in any given building. At best this input will be an educated guess. Of course, sensitivity analysis based on varying the useable volume input can yield a better understanding of the storage interrelationships.

#### Scope

The present model is limited in scope to base level, single storage area problems. It is essentially a heuristic approach that uses storage load factors to suggest optimal storage of munitions. It does not prescribe the actual placement and configuration of the items for storage, however, the solution does allocate munitions to buildings and satisfies the volume, NEW, and compatibility constraints.

This approach should be considered a tool for developing greater insight in the overall problem of storing munitions. An area where it might be particularly useful is in providing a type of sensitivity

analysis to changes in the munitions storage "status quo" such as the effects of waivers, changes in inventories, and changes to the numbers or types of buildings to be used.

#### IV. Model Verification

A series of tests are developed to verify whether MSOS actually functions as intended. These tests are not an attempt to validate the model for optimization of a real munitions storage problem. Real world validation is left for a future effort.

The verification tests described in this chapter are based on a hypothetical munitions storage area that is used to store various combinations of hypothetical munitions. The munitions are defined to represent a mix of compatibility groups, classes, and NEW. The values are chosen in a deliberate attempt to ease the verification process. The objective is to examine the actual results of MSOS for a series of tests that progress from a simple one munition, one lot test to combinations of up to eight munitions, eight lots, three compatibility groups, and three classes.

The test data was stored in the SBDB, MSADB, and NSNDB. Each test was then accomplished by entering the stocknumber, number of lots, and number of packages for each lot using the LPGEN program. LPGEN then generated the objective function and constraint equations and submitted each problem to the LP/600 mixed integer linear program for determination of the optimal solution.

##### Verification Test Data

The test data that was selected and entered into the SBDB, MSADB, and NSNDB for the verification tests is listed below.

- (1) The SBDB contains the description of one type of standard

building.

| <u>Length</u> | <u>Width</u> | <u>Height</u> | <u>Total Cube</u> |
|---------------|--------------|---------------|-------------------|
| 10'           | 10'          | 10'           | 1000 cu ft        |

Although this standard building is not a typical storage building, its total cube will permit easy examination of volume used in each test.

(2) The MSADB lists the NEW storage constraints in pounds for five standard buildings that make up the munitions storage area. NEW constraints for all seven classes was actually entered into the data base, however, only the NEW constraints for the three classes used in the tests are shown below.

| Maximum NEW Storage Constraints |                         |              |            |
|---------------------------------|-------------------------|--------------|------------|
|                                 | Class/Division/Category |              |            |
| <u>Bldg</u>                     | <u>1.1</u>              | <u>1.2/4</u> | <u>1.3</u> |
| 1                               | 1000                    | 1000         | 1000       |
| 2                               | 100                     | 500          | 600        |
| 3                               | 1000                    | 5000         | 6000       |
| 4                               | 500                     | 2500         | 3000       |
| 5                               | 1000                    | 1000         | 1000       |

(3) The NSNDB is composed of eight types of munitions which represent three compatibility groups and three classes.

| <u>Munition</u> | <u>Class/Group</u> | <u>Package Dimentions</u> |               |              | <u>Package NEW</u> |
|-----------------|--------------------|---------------------------|---------------|--------------|--------------------|
|                 |                    | <u>Height</u>             | <u>Length</u> | <u>Width</u> |                    |
| 1               | 1.1 D              | 2'                        | 2'            | 2'           | 10                 |
| 2               | 1.1 G              | 2'                        | 2'            | 2'           | 10                 |
| 3               | 1.1 D              | 2'                        | 2'            | 2'           | 01                 |
| 4               | 1.3 D              | 2'                        | 2'            | 2'           | 10                 |
| 5               | 1.3 G              | 2'                        | 2'            | 2'           | 10                 |
| 6               | 1.3 G              | 2'                        | 2'            | 2'           | 01                 |
| 7               | 1.2(04) C          | 2'                        | 2'            | 2'           | 01                 |
| 8               | 1.2(04) C          | 2'                        | 2'            | 2'           | 10                 |

The values shown above are defined so that demonstrating feasibility of the computed solutions is easy. Since each munition package is eight cubic feet, 125 packages of any munition will equal the

volume constraint for each building. The 1.1 NEW constraint for building 2 can be equaled with 10 packages of munition 1 or with 100 packages of munition 3.

Verification Tests

A series of tests were accomplished to verify the performance of the model. For each test, LPGEN was used to enter a munitions inventory in terms of stock number, number of lots, and number of packages for each lot. A useable volume of 100 percent was entered for each building. LPGEN then extracted the required information from each of the data bases and generated the objective function and constraints for each test. It then submitted the problem to LP/600 for calculation of the solution. The inputs and outputs for each test are listed in a chart for each test. The results can be examined and compared against the information contained in the data bases as indicated above.

(1) Test-1 is a very basic one munition, one lot test of the system. The problem generated by LPGEN contained 11 decision variables and 16 constraints.

Munitions Inventory Input:

| <u>ID Number</u> | <u>Stock Number</u> | <u>Lot</u> | <u>Quantity</u> | <u>Class/Group</u> | <u>Package NEW</u> |
|------------------|---------------------|------------|-----------------|--------------------|--------------------|
| 1                | 1                   | 1          | 100             | 1.1 D              | 10                 |

MSOS Storage Allocation:

| <u>ID Number</u> | <u>1</u> | <u>2</u> | <u>Building</u> |          |          | <u>Quantity Leftover</u> |
|------------------|----------|----------|-----------------|----------|----------|--------------------------|
|                  |          |          | <u>3</u>        | <u>4</u> | <u>5</u> |                          |
| 1                | 100      | 0        | 0               | 0        | 0        | 0                        |
| Leftover Vol     | 200      | 1000     | 1000            | 1000     | 1000     |                          |
| Leftover NEW     | 0        | All      | All             | All      | All      |                          |

(2) Test-2 examines a simple case of one munition with three lots. The problem generated by LPGEN contained 23 decision variable and 18 constraints.

Munitions Inventory Input:

| <u>ID Number</u> | <u>Stock Number</u> | <u>Lot</u> | <u>Quantity</u> | <u>Class/Group</u> | <u>Package NEW</u> |
|------------------|---------------------|------------|-----------------|--------------------|--------------------|
| 1                | 3                   | 1          | 100             | 1.1 D              | 01                 |
| 2                | 3                   | 2          | 100             | 1.1 D              | 01                 |
| 3                | 3                   | 3          | 225             | 1.1 D              | 01                 |

MSOS Storage Allocation:

| <u>ID Number</u> | <u>Building</u> |          |          |          |          | <u>Quantity Leftover</u> |
|------------------|-----------------|----------|----------|----------|----------|--------------------------|
|                  | <u>1</u>        | <u>2</u> | <u>3</u> | <u>4</u> | <u>5</u> |                          |
| 1                | 100             | 0        | 0        | 0        | 0        | 0                        |
| 2                | 0               | 0        | 0        | 50       | 50       | 0                        |
| 3                | 25              | 0        | 125      | 0        | 0        | 0                        |
| Leftover Vol     | 0               | 1000     | 0        | 600      | 0        |                          |
| Leftover NEW     | 875             | 100      | 875      | 450      | 875      |                          |

(3) Test-3 examines two munitions, two lots, two classes, and two groups. This problem required 22 decision variables and 22 constraints.

Munitions Inventory Input:

| <u>ID Number</u> | <u>Stock Number</u> | <u>Lot</u> | <u>Quantity</u> | <u>Class/Group</u> | <u>Package NEW</u> |
|------------------|---------------------|------------|-----------------|--------------------|--------------------|
| 1                | 1                   | 1          | 150             | 1.1 D              | 10                 |
| 2                | 6                   | 1          | 150             | 1.3 G              | 01                 |

MSOS Storage Allocation:

| <u>ID Number</u> | <u>Building</u> |          |          |          |          | <u>Quantity Leftover</u> |
|------------------|-----------------|----------|----------|----------|----------|--------------------------|
|                  | <u>1</u>        | <u>2</u> | <u>3</u> | <u>4</u> | <u>5</u> |                          |
| 1                | 100             | 0        | 0        | 0        | 50       | 0                        |
| 2                | 0               | 0        | 125      | 25       | 0        | 0                        |
| Leftover Vol     | 200             | 1000     | 0        | 800      | 600      |                          |
| Leftover NEW     | 0               | All      | 5875     | 2975     | 500      |                          |



(4) Test-4 examines two types of munitions, 5 lots, two classes, and one group. The inventory volume is larger than the available storage volume. This test problem has 53 decision variables and 25 constraints.

Munitions Inventory Input:

| <u>ID Number</u> | <u>Stock Number</u> | <u>Lot</u> | <u>Quantity</u> | <u>Class/Group</u> | <u>Package NEW</u> |
|------------------|---------------------|------------|-----------------|--------------------|--------------------|
| 1                | 1                   | 1          | 150             | 1.1 D              | 10                 |
| 2                | 1                   | 2          | 150             | 1.1 D              | 10                 |
| 3                | 4                   | 1          | 150             | 1.3 D              | 10                 |
| 4                | 4                   | 2          | 150             | 1.3 D              | 10                 |
| 5                | 4                   | 3          | 150             | 1.3 D              | 10                 |

MSOS Storage Allocation:

| <u>ID Number</u> | <u>Building</u> |          |          |          |          | <u>Quantity Leftover</u> |
|------------------|-----------------|----------|----------|----------|----------|--------------------------|
|                  | <u>1</u>        | <u>2</u> | <u>3</u> | <u>4</u> | <u>5</u> |                          |
| 1                | 0               | 0        | 0        | 0        | 100      | 50                       |
| 2                | 0               | 0        | 0        | 0        | 0        | 150                      |
| 3                | 0               | 25       | 125      | 0        | 0        | 0                        |
| 4                | 0               | 25       | 0        | 125      | 0        | 0                        |
| 5                | 100             | 10       | 0        | 0        | 0        | 40                       |
| Leftover Vol     | 200             | 520      | 0        | 0        | 200      |                          |
| Leftover NEW     | 0               | 0        | 4750     | 1750     | 0        |                          |

(5) Test-5 examines four munitions, one lot each, two groups, and two classes per group. The problem for Test-5 consists of 54 decision variables and 34 constraints.

Munitions Inventory Input:

| <u>ID Number</u> | <u>Stock Number</u> | <u>Lot</u> | <u>Quantity</u> | <u>Class/Group</u> | <u>Package NEW</u> |
|------------------|---------------------|------------|-----------------|--------------------|--------------------|
| 1                | 1                   | 1          | 150             | 1.1 D              | 10                 |
| 2                | 2                   | 1          | 150             | 1.1 G              | 10                 |
| 3                | 4                   | 1          | 150             | 1.3 D              | 10                 |
| 4                | 6                   | 1          | 150             | 1.3 G              | 01                 |

MSOS Storage Allocation:

| <u>ID Number</u> | <u>Building</u> |          |          |          |          | <u>Quantity<br/>Leftover</u> |
|------------------|-----------------|----------|----------|----------|----------|------------------------------|
|                  | <u>1</u>        | <u>2</u> | <u>3</u> | <u>4</u> | <u>5</u> |                              |
| 1                | 75              | 0        | 0        | 0        | 75       | 0                            |
| 2                | 0               | 0        | 97.5     | 0        | 0        | 52.5                         |
| 3                | 25              | 0        | 0        | 125      | 0        | 0                            |
| 4                | 0               | 125      | 25       | 0        | 0        | 0                            |
| Leftover Vol     | 200             | 0        | 20       | 0        | 400      |                              |
| Leftover NEW     | 0               | 475      | 0        | 1750     | 250      |                              |

(6) Test-6 examines all eight munitions, three groups, and three classes. This problem required 88 decision variables and 43 constraints.

Munitions Inventory Input:

| <u>ID<br/>Number</u> | <u>Stock<br/>Number</u> | <u>Lot</u> | <u>Quantity</u> | <u>Class/Group</u> | <u>Package<br/>NEW</u> |
|----------------------|-------------------------|------------|-----------------|--------------------|------------------------|
| 1                    | 1                       | 1          | 20              | 1.1 D              | 10                     |
| 2                    | 2                       | 1          | 20              | 1.1 G              | 10                     |
| 3                    | 3                       | 1          | 20              | 1.1 D              | 01                     |
| 4                    | 4                       | 1          | 20              | 1.1 D              | 10                     |
| 5                    | 5                       | 1          | 20              | 1.1 G              | 10                     |
| 6                    | 6                       | 1          | 20              | 1.3 G              | 01                     |
| 7                    | 7                       | 1          | 20              | 1.2/04 C           | 01                     |
| 8                    | 8                       | 1          | 20              | 1.2/04 C           | 10                     |

MSOS Storage Allocation:

| <u>ID Number</u> | <u>Building</u> |          |          |          |          | <u>Quantity<br/>Leftover</u> |
|------------------|-----------------|----------|----------|----------|----------|------------------------------|
|                  | <u>1</u>        | <u>2</u> | <u>3</u> | <u>4</u> | <u>5</u> |                              |
| 1                | 20              | 0        | 0        | 0        | 0        | 0                            |
| 2                | 0               | 0        | 0        | 0        | 20       | 0                            |
| 3                | 20              | 0        | 0        | 0        | 0        | 0                            |
| 4                | 20              | 0        | 0        | 0        | 0        | 0                            |
| 5                | 0               | 0        | 20       | 0        | 0        | 0                            |
| 6                | 0               | 0        | 20       | 0        | 0        | 0                            |
| 7                | 0               | 0        | 0        | 20       | 0        | 0                            |
| 8                | 0               | 0        | 0        | 20       | 0        | 0                            |
| Leftover Vol     | 520             | 1000     | 680      | 680      | 840      |                              |
| Leftover NEW     | 580             | 100      | 5780     | 2280     | 800      |                              |

### Test Analysis and Discussion

A manual search was conducted for each of the six test cases to determine if a better solution existed. In each case, the solution computed using MSOS proved to be an optimal solution. In several cases, identical results were obtained by switching some of the munitions from one building to another. This implies that multiple optimal solutions exist for some of the test cases. Overall, the MSOS functioned for these tests as intended. The following observations summarize the results of the six verification tests.

(1) Volume Constraints were met for each test case.

(2) Munition constraints worked properly. For each munition the number of packages stored plus the number leftover was equal to the number of packages input for inventory.

(3) NEW Subgroup Constraints functioned properly. In each case, the NEW constraint used for each building was the constraint for the most restrictive class of munition stored (Maximum NEW for storage was arbitrarily assigned to each class for these tests).

(4) Special Set (SSET) constraints worked as intended. Only one NEW constraint was used for each building and only one compatibility group was assigned to each building.

(5) Lot integrity was maintained where possible.

The user can take results such as shown for the test cases and determine whether they are actually feasible for the particular storage area in question. If alternate solutions are desired for examination, changes can be made to inventory inputs or to the constraining factors. One example is the situation where a highly pilferable item is designated by the MSOS as leftover. A less pilferable item can be

deleted from the inventory to be considered by MSOS and the optimizing problem solved again.

The verification tests show that MSOS functions as intended. The next step is to attempt to validate the model using a real munitions storage area and a real munitions inventory. This validation is left for future research on the model.

## V. Enhancements to the Model

The MSOS was designed with the intention that enhancements to the model would be added at a later time. The present base level model can be expanded to a theater wide or even an Air Force wide model. In addition, several specific ideas were discussed as possibilities for future enhancements either to this model or to new studies relating to optimization of munitions storage. These ideas are briefly discussed as suggestions for future research developments.

### Sensitivity Analysis

An interactive program could be added to this present system that would incorporate the LP/600 sensitivity analysis capabilities with the MSOS. This provides the user with an increased ability to interpret the effects of any changes to the constraints in the model. For example, this would allow direct comparison of the effect a waiver to a NEW constraint would have on the solution. Development of an interactive program for this system would require someone with a computer background. In particular, the language used in LP/600 must be learned in order for an interactive program to be designed for this system.

### Other Objective Functions

Other aspects of munitions storage can be examined by introducing other objective functions to the model. Some areas of study that may result in the development of other objective functions are listed below.

- (1) Minimization of explosives weight density in storage.
- (2) Maximization of munitions dispersion for a war environment.

(3) Optimization for storage of additional inventory in partly filled storage areas.

(4) Optimization of a storage method designed to provide a systematic break-out and delivery of munitions from storage.

#### Prioritizing Munitions

LPGEN could be enhanced with the addition of a capability to prioritize munitions for storage. This could involve some type of identification of particularly sensitive or strategic items for storage. The priority scheme might relate to indoor versus outdoor storage or to items requiring very high security versus moderate security. A scheme could also be developed to combine all the components required for assembly of complete weapons systems in a joint storage situation.

#### Munitions Handling Efficiency

Given the Q-D and class/category/group constraint, a system could be developed to calculate layouts for munitions storage that will minimize handling distance and handling time. A cost function could be developed such that the cost for maintaining a given level of war readiness or mobility requirements could be minimized. An article by J. R. Berry, "Elements of Warehouse Layout" (Berry, 1968), describes a general formulation of an approach that might be useful in the development of this model.

A variation to this area might examine the actual floor space and overall volume utilization of various palletized munitions with the optimization problem considering the ease of placement and the efficient use of storage space. Variables such as aisle width, pallet size, and

alternate types of forklifts could be examined for their various effects on the model. A paper by Joseph J. Moder and Herbert Thorton, "Quantitative Analysis of the Factors Affecting Floor Space Utilization of Palletized Cargo" (Moder and Thorton, 1965), presents a general formulation of this type of problem and could probably be adapted for the special conditions involved in storing munitions.

#### Storage Facility Design

Another possible study could investigate the cost-benefits of alternate low cost storage facilities. Pre-engineered or pre-fabricated structures could be examined for optimal storage with emphasis on class 1.1 explosives. It may be feasible to develop an optimization routine for low-cost inside storage for combat areas such that the safety constraints are not excessively compromised.

## VI. Summary, Conclusions, and Recommendations

One of the major problems at many Air Force installations is the storage of large quantities of munitions. The storage process is made extremely complex by the many parameters and constraints that have been adopted to insure that the risk to people, facilities and equipment is limited to some acceptable level in the event of an actual mishap involving explosive materials. Most of the rules on storage have been developed to minimize the grave consequences of a munitions accident should it actually occur, with little consideration being given to the probability of an explosive accident. The constraints that go into the storage of munitions are driven primarily by the explosive quantity-distance (Q-D) criteria and the compatibility rules for storage. The many restrictions, coupled with a drive for inside-only storage present complex problems for munitions managers to solve.

The development of the Munitions Storage Optimization System (MSOS) is an initial attempt to quantify the complex munitions storage problem and to address it using the power of the computer. The MSOS should be considered primarily as a tool for munitions managers to use in gaining insight into the complexities of the munitions storage process and as a means to examine possible results or consequences of making changes to any of the parameters (such as useable volume, NEW constraints, or variations in inventory) that go into the problem.

The MSOS, while potentially useful in its present form, is basically a first effort to incorporate all the groups and classes of munitions into a single model that can be applied to any type of storage area. The model presently maximizes an objective function of storage



area load factors. The storage area load factors are based on building load coefficients that are calculated by dividing the building density by the munition density for the various combinations of NEW storage limits and munitions that might be assigned to each building. The possibilities for enhancing this model in various ways and for examining the problem from the viewpoint of alternative objective functions or other constraint combinations are without limit.

The completion of this research resulted in the accomplishment of three of the basic objectives outlined in the Introduction to this paper and partial completion of the fourth objective.

(1) A general approach was demonstrated for the application of mixed integer linear programming to the problem of optimizing munitions storage.

(2) A working model was invented that will enable munitions managers to examine possible solutions for improved or more efficient storage of munitions.

(3) The program was developed in such a way that a user, with only a limited knowledge of the LP method, can simply follow a programmed prompting technique to input the required munitions and storage area data to the MSOS; the LPGEN program then creates the constraints and the objective function, then routes the problem to the LP/600 optimization package for generation of a solution.

(4) One measure of storage efficiency, the storage area load factor, was examined. Some of the other possibilities are mentioned in Chapter IV, Model Enhancements, and are left for future studies to explore.

It is recommended that future reasearch be sponsored for development of variations and enhancements to this present model. Using the MSOS as a starting point, there are any number of alternative analyses that can be undertaken.

## Bibliography

- Adams, Arlie E. "The United Nations System of Classification of Explosives--Where Are We Today?" Minutes of the Seventeenth Explosives Safety Seminar, Regency Inn, Denver Colorado, 14-16 September, 1976. 1567-1585. Washington: Department of Defense Explosives Safety Board, 1976. (AD A036 015).
- AFR 127-100. Explosives Safety Standards. Washington: Department of the Air Force, 31 March 1978.
- Berry, J. R. "Elements of Warehouse Layout," International Journal of Production Research, 7 (2): 105-123 (February, 1968).
- Cormier, Johnny E., Chief, Conventional Munitions Branch, HQ USAF/LEYW (correspondence to AFIT/EN). Washington D. C., 9 May 1979.
- Farwell, David C. "The Munitions Problem: Storage Optimization for Class 7 Group G Munitions." Unpublished term paper. University of Colorado, 15 April 1970.
- Fliakas, Perry J. "Explosive Safety Management--50 Years After Lake Demark," Minutes of the Seventeenth Explosives Safety Seminar, Regency Inn, Denver, Colorado, 14-16 September 1976. 1-6. Washington: Department of Defense Explosives Safety Board, 1976. (AD A036 015).
- Fliakas, Perry J. "Keynote Address," Minutes of the Eighteenth Explosives Safety Seminar, El Tropicano Motor Hotel, San Antonio, Texas, 12-14 September 1978. 3-18. Alexandria, Virginia: Department of Defense Explosives Safety Board, 1978. (AD A066 568/9).
- Lyman, Ona R. "The History of the Quantity Distance Tables for Explosives Safety," Minutes of the Eighteenth Explosives Safety Seminar, El Tropicano Motor Hotel, San Antonio, Texas, 12-14 September 1978. 129-144. Alexandria, Virginia: Department of Defense Explosives Safety Board, 1978. (AD A066 568/9).
- Moder, Joseph J. and Herbert M. Thorton. "Quantitative Analysis of the Factors Affecting Floor Space Utilization of Palletized Storage," The Journal of Industrial Engineering, XVI: 8-18 (January-February, 1965).
- Nicholson, T. A. J. Optimization in Industry, Volume I, Optimization Techniques. Chicago: Aldine-Atherton, Inc., 1971.
- Shreyer, H. L. and L. E. Romesburg. Analytical Model for High Explosive Munitions Storage. AFWL Technical Report 70-20. Kirtland AFB, New Mexico: Air Force Weapons Laboratory, June 1970. (AD 873 169).

TO 11A-1-46. Firefighting Guidance Transportation and Storage Management Data and Ammunition Complete Round Chart. Washington: Department of the Air Force, 1 August 1977.

TO 11A-1-61-3. Storage and Outloading Instructions (Trailer-on-Flatcar Drawings and Carloading, Truckloading and Storage Drawings). Washington: Department of the Air Force, 1 May 1976.

TO 11A-1-61-4. Storage and Outloading Instructions (Storage in Igloo, Stradley, and Standard Type Magazines Drawings, and Miscellaneous Drawings). Washington: Department of the Air Force, 1 May 1976.

Wight, Richard L. "Corps of Engineers Repitioire of Earth-Covered Magazine Designs," Minutes of the Eighteenth Explosives Safety Seminar, El Tropicano Motor Hotel, San Antonio, Texas, 12-14 September 1978. 241-261. Alexandria, Virginia: Department of Defense Explosives Safety Board, 1978. (AD A066 568/9).

Appendix A  
MUNITION STORAGE OPTIMIZING SYSTEM (MSOS)  
USER'S MANUAL

This appendix is considered a stand-alone document and will be page numbered accordingly.

MUNITION STORAGE OPTIMIZING SYSTEM (MSOS)

USER'S MANUAL

Prepared  
by  
Louis M. Gusmus  
3 December 1979

CONTENTS

| Chapter        | Title                                    | Page |
|----------------|--|------|
| Glossary ..... |  | 11   |
| I.             | Introduction .....                       | 1    |
| II.            | Standard Building Data Base .....        | 9    |
| III.           | Munition Storage Area Data Base .....    | 13   |
| IV.            | National Stock Number Data Base .....    | 17   |
| V.             | Data Generator Program .....             | 20   |
| Appendix A     | Utility Program Options .....            | A-1  |
|                | 1. SBDBUP .....                          | A-2  |
|                | 2. MSADBUP .....                         | A-3  |
|                | 3. NSNDBUP .....                         | A-4  |
| Appendix B     | Building Volume Calculations .....       | B-1  |
| Appendix C     | Net Explosive Weight Determination ..... | C-1  |
| Appendix D     | Program Examples.....                    | D-1  |
|                | 1. SBDBUP Program .....                  | D-2  |
|                | 2. MSADBUP Program .....                 | D-8  |
|                | 3. NSNDBUP Program .....                 | D-13 |
|                | 4. LPGEN Program .....                   | D-18 |
| Appendix E     | LP/600 Output .....                      | E-1  |

## Glossary

**Building Density Factor** - The building density factor is the building net explosive weight (NEW) capacity for a given class divided by the building volume.

**Building Load Coefficient** - The building load coefficient is equal to the building density divided by the munition density for a specified subgroup.

**Munition Density Factor** - The munition density factor is the net explosive weight of the munition package divided by the munition package volume.

**Net Explosive Weight (NEW)** - The NEW is the total quantity, expressed in pounds of explosive materials or high explosives equivalency, that can be stored in a building or that is obtained in a munition package.

**Special Set** - The special set is a feature of the LP/600 package that allows the user to exclude constraints, or use only one of a set of constraints.

**Special Set Variable** - A special set variable is a bivalent variable having a value of 0 or 1. These variables are used to exclude all constraints except for one in a given set.

**Storage Area Load Factor** - The storage area load factor is the value assigned to a particular storage arrangement of a munitions inventory. Large values indicate a dense arrangement. This is the factor to be maximized by the mixed integer linear programming package.

**Subgroup** - A subgroup is a set of classes belonging to the same compatibility group whose associated building NEW for a particular building is less than or equal to that building's associated NEW for any class in the group.



## I. Introduction

The Munition Storage Optimizing System (MSOS) provides the munitions manager with a means of determining an optimal allocation of a given munitions inventory to existing munition storage assets. MSOS allows the user to create and maintain the Standard Building Data Base, the Munition Storage Area Data Base, and the National Stock Number Data Base using utility programs. Once these data bases have been properly created, the user can use MSOS to determine the optimal allocation for storing an inventory of munitions in a given munition storage area, given a set of limiting conditions. The optimizing technique used is a mixed integer linear programming package produced by Honeywell Information System, Inc., and is called the LP/600 package.

The formulation of the MSOS optimization model required the creation of a complex system of computer programs to bring the information from each of the data bases into the model. For example, the set of constraints specifying the maximum NEW that can be stored in each building can vary, depending on the most restrictive class of munitions actually stored. Thus the optimizing model provides a capability to vary the maximum NEW that may be stored in each building during the optimizing process. A technique was developed to provide for the complex and changing constraints using the mixed integer mode of the LP/600 package. The mathematical formulation of the model is discussed later.

The development of the optimization model requires the understanding of several terms critical to its mathematical formulation. They are:

(1) Subgroup. Munitions from different classes may be stored together providing they are from the same compatibility group. For a given munitions inventory, each identified group may contain 0 to 7 different classes of munitions. Every storage building has a NEW limit assigned for each of the seven classes and the limit actually used for a particular building is the NEW limit assigned for the most restrictive class of munition stored in the building. For example, an inventory of group D munitions belonging to classes 1.1, 1.2/04, and 1.3 require storage. The maximum NEW limits for a particular storage building are defined for this example to be: 1.1--100,000 pounds, 1.2/04--250,000 pounds, and 1.3--500,000 pounds. Storage of any combination of these munitions containing at least one 1.1 munition places the maximum NEW storage limit for the building at 100,000 pounds. If only 1.2/04 and 1.3 items are to be stored, the limit is 250,000 pounds. Similarly, if only 1.3 munitions are to be stored, the limit is 500,000 pounds. With this background, the definition of subgroup is offered. A subgroup is defined as a combination of munitions classes such that the first subgroup of a compatibility group contains all classes of munitions to be stored from that group; the next subgroup eliminates the most restrictive class from the group. Subsequent subgroups continue this process until all seven classes have been eliminated. Thus for each compatibility group, a maximum of seven subgroups may occur. Since there are twelve compatibility groups, a maximum of 84 subgroups can occur in the model.

(2) Useable Building Volume. LPGEN calculates the total inside storage volume for each building and requests the user to enter a subjective estimate of the percentage of this total volume considered

useable. This useable building volume is used both as the storage volume constraint for each building and for calculating building load coefficients.

(3) Building Load Coefficients. A building load coefficient is composed of the building density divided by the munition density. The building density is the subgroup NEW storage limit of the building divided by the the useable building volume. The munition density is the munition package NEW divided by the munition package volume. A particular munition may be identified with more than one subgroup, and therefore, be identified with the same building more than once. In each case, however, the maximum NEW limit for the building may be different, resulting in different building load coefficients being calculated for the same munition.

(4) Storage Area Load Factor. The storage area load factor is the factor that is maximized by the optimization process. It provides an overall measure of the building load coefficients for the entire munitions storage area. It is essentially a measure of how densely the munitions inventory is loaded into the munitions storage area. The density of the stored munitions is positively related to the storage area load factor. This means that the larger the value of the storage area load factor, the more efficient the use of the munitions storage area. The formulation of the objective function is such that if there are munitions that are not stored because the NEW limit is reached or the volume used up, they are assigned a negative coefficient. Thus negative values of the objective function are possible.

Now that these terms have been explained, the actual mathematical optimization model is presented.

### Mathematical Formulation

For the specific case of examining optimization where the storage area load factor is maximized, the problem is formulated as a mixed integer linear programming model that is designed to:

Maximize the Storage Area Load Factor: OBJECTIVE =

$$\sum_{i=1}^m \sum_{j=1}^n \sum_{k=1}^1 c_{ijk} x_{ijk} + \sum_{j=1}^n \sum_{k=1}^1 d_{jk} y_{jk} + \sum_{i=1}^m M_i z_i$$

Subject to:

Munition Constraints  $\sum_{j=1}^n \sum_{k=1}^1 x_{ijk} + z_i = I_i$  for  $i=1,m$   
(one for each munition/lot combination)

Building Volume Constraints  $\sum_{i=1}^m \sum_{k=1}^1 a_{ijk} x_{ijk} \leq V_j$  for  $j=1,n$   
(one for each building)

NEW Constraints  $\sum_{i=1}^m \sum_{k=1}^1 b_{ijk} x_{ijk} - N_{jk} y_{jk} \leq 0$  for  $j=1,n$   
(one for each subgroup/building combination)

Special Set Constraints  $\sum_{k=1}^1 y_{jk} = 1$  for  $j=1,n$   
(one for each building)

all  $x_{ijk} \geq 0$

all  $z_i \geq 0$

all  $y_{jk} = 0$  or  $1$

where:

$a_{ijk}$  is the volume of munition  $i$  in subgroup  $k$  to be stored in building  $j$

$b_{ijk}$  is the NEW of package of munition  $i$  in subgroup  $k$  to be stored in building  $j$

$c_{ijk}$  is the building  $j$  load coefficient of munition  $i$  in subgroup  $k$

$d_{jk}$  is a weight assigned to the subgroup  $k$  / building  $j$  combination (initialized to zero for this model)

$M_i$  is a weight assigned to packages of munition  $i$  that cannot be stored in the storage area (initialized to -1 for this model)

$x_{ijk}$  is the number of packages of munition  $i$  in subgroup  $k$  to be stored in building  $j$

$y_{jk}$  is the bivalent (0 or 1) special set variable assigned to the subgroup  $k$  / building  $j$  combination

$z_i$  is the left over variable assigned to munition  $i$

$I_i$  is the number of packages in munition/lot combination  $i$

$N_{jk}$  is the maximum NEW that can be stored in building  $j$  for subgroup  $k$

$V_j$  is the maximum useable volume of building  $j$

$l$  is the number of different subgroups in the inventory

$m$  is the number of munition/lot combinations

$n$  is the number of buildings

The  $d_{jk}$ 's defined above could be set up as a priority scheme with priorities (weights) for assigning compatibility groups and classes within the compatibility groups to storage buildings or to the overall storage area. The  $M_i$ 's could be used to establish a priority scheme to determine a rank order of munitions to be excluded from storage in the event that the entire inventory cannot be stored inside the storage area buildings. Neither of these priority schemes are addressed in this paper.

#### Standard Building Data Base

The Standard Building Data Base (SBDB) contains information that describes different types of munitions storage buildings. This implies that buildings having identical dimensional and structural characteristics will be identified as the same type. Once the buildings have been grouped into these different types, the user only needs to enter the requested information for each type of building into the

SBDB. The SBDB needs to be constructed only once for each munition storage area and can be modified whenever new types of buildings are built. See chapter two, Standard Building Data Base, for complete information on maintaining the SBDB. After constructing the SBDB the user needs to define specific information concerning the individual buildings.

#### Munition Storage Area Data Base

The Munition Storage Area Data Base contains the maximum allowable net explosive weight (NEW) for each class and maximum gross weight for every storage building in the munition storage area. The NEW for each class is calculated for each building based on the rules established in chapter four, Storage and Compatibility Standards, and chapter five, Principle and Application of Explosives Quantity-Distance Criteria and Related Standards, of Air Force Regulation 127-100. The user will have to determine these weights prior to creating the Munition Storage Area Data Base (MSADB). The data form in Appendix C of this user's manual should be very helpful in arranging the data that will be requested when creating a MSADB record. A file containing a completed data form of the type given in Appendix E for every storage building in the munition storage area should be established for future reference. Like the SBDB, the MSADB needs to be created only once and can be modified as buildings are constructed or destroyed. See chapter three, Munition Storage Area Data Base, for more details. Now that the munition storage area has been accounted for, detailed information about the munitions to be stored is needed.

#### National Stock Number Data Base

The munition National Stock Number Data Base (NSNDB) should contain

all of the 1300 and 1400 series stock numbers. As a minimum, it must have all the national stock numbers of the munitions that will be in the user's inventory. The MSOS provides the user the capabilities to add, delete, and modify records in the NSNDB. See chapter four, National Stock Number Data Base, for further details. Once the correct data is present in the SBDB, MSADB, and NSNDB, the user is ready to formulate the problem, using the model described above to determine how to store a given inventory.

#### Format Generator Program

The Format Generator Program (LPGEN) allows the user to enter the stock number, number of lots, and number of packages for each munition in the inventory. Then LPGEN selects appropriate information from the data bases described above and generates data in the correct format for input into the LP/600 optimizing package. Detailed information is found in chapter five, Data Generator Program.

The MSOS is designed to operate on the Honeywell 600 or 6000 series computer systems. Specific information concerning the Honeywell optimizing package (LP/600) can be found in Honeywell manuals:

- (1) BP50 - Introduction to LP600 Linear Programming System
- (2) BQ01 - LP600 System Input File Preparation Reference Manual
- (3) BQ19 - LP600 System Agenda Control Language Reference Manual
- (4) BQ20 - LP600 System Matrix Generator Language Reference Manual
- (5) BQ21 - LP600 System Format Generator Language Reference Manual
- (6) BQ22 - LP600 System Output Descriptions Reference Manual
- (7) DA87 - LP600 System Linear Programming Demonstration Guide
- (8) DA88 - LP600 System Mixed Integer Program Reference Manual

The user is assumed to have a basic knowledge of the Honeywell Time Sharing System (TSS), but just to clarify some shady areas the following information is given. The computer will display an "=" whenever it needs information from the user. The user should read each question carefully before responding. If the user should enter a "character"

when a "digit" is requested, a read error will result. To correct this, just enter the appropriate value and processing will continue. The term "digit" means any number between 0 and 9. The term "character" refers to letters "A" to "Z" and numbers 0 to 9. Consult the Customer Service Section of the computer center for instruction in the use of TSS. Check with the computer software shop to determine if LP/600 is available on your system. The software shop shop will also have the appropriate file identification (userid/catalog file string) of the four programs the user will need.



## II. Standard Building Data Base

The Standard Building Data Base (SBDB) is designed to contain the dimensional data about munition storage buildings. Most munition storage areas are composed of many buildings that are identical or can be grouped into types of identical buildings. Certain information about buildings in the munition storage area may be reduced to specific information about each TYPE of building in a storage area and stored in the SBDB. A TYPE of building is defined as a unique design of a building with specific dimensions. Therefore, if two buildings have the same unique design, but different dimensions, they will be of different types. The SBDB has to be created only once and updated as new types of buildings are constructed. It should be pointed out here, that the SBDB will probably be unique for every operational storage area. The reason for this is that certain storage buildings may be identical in one storage area, but at another base this type of building may not exist. Data contained in the SBDB is used by the Format Generator Program (LPGEN) in creating data to be submitted to the optimizing technique (LP/600). This data base is maintained by the Standard Building Data Base Utility Program (SBDBUP). Appendix A-3 gives a brief look at the available options of SBDBUP.

After logging on and receiving a "SYSTEM ?" message from the computer, the user can engage SBDBUP by entering the userid/catalog file string of SBDBUP and depressing the RETURN key. If the file SBDB exists and no other errors are encountered, the computer will display

WELCOME TO THE STANDARD BUILDING DATA BASE

ENTER THE ONE DIGIT TRANSACTION YOU DESIRE

At this point the user has six options.

(1) Press the RETURN key or enter a character other than 1 thru 5 - the computer will then list the valid options (see part 1.A. of Appendix D).

(2) Enter a "1" to add a record - the computer will then display

ENTER THE TWO DIGIT BUILDING TYPE OF RECORD TO BE ADDED

The user now enters the building TYPE of the new record; it must be a value between 1 and 99. Once it is created, the only way to change the value of TYPE is to delete the record and add a new record with the desired value for TYPE. If the TYPE entered by the user already exists in the data base a message is displayed noting this fact and the computer returns the user to the option level. If the TYPE entered by the user does not exist in the data base, the computer responds by requesting information about this type of building and displays the format needed. Values that must be entered are:

- (A) ROOF - enter "RND" for round or igloo type buildings or "FLT" for regular non-igloo type buildings;
- (B) LENGTH - enter the inner length (in feet) of the building;
- (C) WIDTH - enter the inner width (in feet) of the building;
- (D) SIDE WALL HEIGHT - the height of the straight part of the side walls (in feet), see Appendix B; and
- (E) RADIUS - used only for igloo type buildings and must be the radius (in feet) of the curvature of the roof (see Appendix B).

While the remaining items for which information is requested are not currently being used, they may be used in later variations of the MSOS. Therefore, if the user knows the information, it should be entered now. Once the user has answered all the questions for the

new record, the computer displays the new record and returns the user to the option level (see part 1.B. of Appendix D).

(3) Enter a "2" to change the value of one or more items of a particular record - the computer will display

ENTER THE TWO DIGIT BUILDING TYPE OF RECORD TO BE CHANGED

The user now enters the building TYPE value of the record. If the record does not exist, the computer will display a message stating this fact and returns the user to the option level. If the record is contained in SBDB, the computer requests the item number to be changed for this record. If the user does not know the appropriate item number, pressing the RETURN key will cause the computer to display all valid item numbers. Once the items for a particular record have been updated, the user must enter a "14" to terminate the transactions for this record. The computer will display the changed record and return the user to the option level (see part 1.C. of Appendix D).

(4) Enter a "3" to delete a record - the computer will display

ENTER THE TWO DIGIT BUILDING TYPE OF RECORD TO BE DELETED

The user now enters the building TYPE value of the record to be deleted. If the record is contained in SBDB, the computer displays a message stating that the record has been deleted. If the record does not exist in the data base, the computer displays a message stating this fact. In either case the computer returns the user to the option level (see part 1.D. of Appendix D).

(5) Enter a "4" to display a record - the computer will display

ENTER THE TWO DIGIT BUILDING TYPE OF RECORD TO BE DISPLAYED

The user now enters the building TYPE value of the desired record. If the record does not exist in SBDB, the computer displays a message

stating this and returns the user to the option level. If the record is present, the computer displays the record and returns the user to the option level (see part 1.E. of Appendix D).

(6) Enter a "5" to terminate this session with SBDBUP - the computer will display a summary of transactions performed and the current number of records in SBDB (see part 1.F. of Appendix D).

### III. Munition Storage Area Data Base

The Munition Storage Area Data Base (MSADB) contains information about the maximum allowable net explosive weight (NEW) for each class of munition that can be housed in each building belonging to the munition storage area. Each building record in the MSADB is identified as a type of building that is defined in the Standard Building Data Base (SBDB). The Format Generator Program (LPGEN) retrieves the data it needs in generating the information needed for the LP/600 optimizing package. The buildings have to be added to the MSADB only once. Thereafter, only new building records must be added or existing records changed or deleted. The Munition Storage Area Data Base Utility Program (MSADBUP) is used to maintain this data base. Appendix A-4 gives a brief look at the available options for MSADBUP.

After logging on and receiving a "SYSTEM ?" message from the computer, the user can engage MSADBUP by entering the userid/catalog file string of MSADBUP and hitting the RETURN key. If the file MSADB exists and no other errors are encountered, the computer will display

WELCOME TO THE MUNITION STORAGE AREA DATA BASE

ENTER THE ONE DIGIT TRANSACTION YOU DESIRE

At this point the user has six options.

- (1) Press the RETURN key or enter a character other than 1 thru 5 - the computer will then list the valid options (see part 2.A. of Appendix D).
- (2) Enter a "1" to add a record - the computer will display

ENTER THE 6 CHARACTER BUILDING NUMBER OF RECORD TO BE ADDED

The user now enters the building number to be added; any alphanumeric

string of six or less characters is valid. Once this record is added, the building number cannot be changed, only deleted and a new record added, having the correct building number. If the building number already exists the computer displays a message noting this fact and returns the user to the option level. If the building number does not exist in the data base, the computer responds by requesting information about the building and displays the format needed. Values that must be entered are:

- (A) TYPE - a value between 1 and 99 that corresponds with the building type located in SBDB, unmatched TYPE will cause an error in LPGEN;
- (B) 1.1 NEW - the maximum NEW for class 1.1 munitions that can be stored in this building;
- (C) 1.2/04 NEW - the maximum NEW for class 1.2, category 04 munitions that can be stored in this building;
- (D) 1.2/08 NEW - the maximum NEW for class 1.2, category 08 munitions that can be stored in this building;
- (E) 1.2/12 NEW - the maximum NEW for class 1.2, category 12 munitions that can be stored in this building;
- (F) 1.2/18 NEW - the maximum NEW for class 1.2, category 18 munitions that can be stored in this building;
- (G) 1.3 NEW - the maximum NEW for class 1.3 munitions that can be stored in this building; and
- (H) 1.4 NEW - the maximum NEW for class 1.4 munitions that can be stored in this building.

Once the user has entered all data for this new record, the computer will display the new record and return the user to the option level (see

part 2.B. of Appendix D).

(3) Enter a "2" to change the value of one or more items of a particular building's record - the computer will display

ENTER THE 6 CHARACTER BUILDING NUMBER OF RECORD TO BE CHANGED

The user enters the building number of record to be changed. If the record does not exist the computer displays a message stating this fact and returns the user to the option level. If the record exists, the computer will request the item number to be changed for this record. If the user does not know the appropriate item number, pressing the RETURN key will cause the computer to display all valid item numbers. Once the item values for a particular record have been updated, the user must enter a "11" to terminate the transaction for this record. The computer will display the changed record and return the user to the option level (see part 2.C. of Appendix D).

(4) Enter a "3" to delete a record - the computer will display

ENTER THE 6 CHARACTER BUILDING NUMBER OF RECORD TO BE DELETED

The user now enters the building number of the record to be deleted. If the record exists in MSADB, the computer displays a message stating that the record has been deleted. If the record is not contained in the data base, the computer displays a message stating this fact. In either case, the computer returns the user to the option level (see part 2.D. of Appendix D).

(5) Enter a "4" to display a record - the computer displays a message

ENTER THE 6 CHARACTER BUILDING NUMBER OF RECORD TO BE DISPLAYED

The user now enters the building number of the desired record. If the record does not exist in MSADB, the computer displays a message stating this fact and returns the user to option level. If the record is

present, the computer displays the record and returns the user to the option level (see part 2.E. of Appendix D).

(6) Enter a "5" to terminate this session with MSADB - the computer will display a summary of transactions performed and the current number of records in MSADB (see part 2.F. of Appendix D).



#### IV. National Stock Number Data Base

The National Stock Number Data Base (NSNDB) contains pertinent information about munitions and their packaging. Each stock number represents a particular munition packaged in a unique way. The same munition may be identified by several stock numbers, the only difference being in the way the munition is packaged. The Format Generator Program (LPGEN) uses this file in generating information about the munition inventory for input into the Honeywell LP/600 optimizing package. The munition records need to be entered only once. Thereafter, only new munition records need to be added to NSNDB or existing records updated or deleted. The National Stock Number Utility Program (NSNDBUP) is used to maintain this data base. Appendix A-5 gives a brief look at the available options for NSNDBUP.

After logging on and receiving the "SYSTEM ?" message from the computer the user can engage NSNDUP by entering the userid/catalog file string of NSNDBUP and pressing the RETURN key. If the file NSNDB exists and no other errors are encountered, the computer will display

WELCOME TO THE MUNITIONS STORAGE DATA BASE

ENTER THE ONE DIGIT TRANSACTION YOU DESIRE

At this point the user has six options.

- (1) Press the RETURN key or enter a character other than 1 thru 5 - the computer will then list the valid options (see part 3.A. of appendix D).
- (2) Enter a "1" to add a record - the computer will display

ENTER THE 18 CHARACTER STOCK NUMBER OF RECORD TO BE ADDED

The user now enters the stock number, consisting of up to 18 characters,

to be added. Once this record is added, the stock number cannot be changed, only deleted. If the stock number entered already exists, the computer displays a message to this effect and returns the user to the option level. If the stock number is not in NSNDB, the computer responds by requesting information about the munition and displays the input format needed. The mandatory values that must be entered are:

- (A) PACKAGE HEIGHT - the height (in feet) of the munition package;
- (B) PACKAGE WIDTH - the width (in feet) of the munition package;
- (C) PACKAGE LENGTH - the length (in feet) of the munition package;
- (D) UNITS PER PACKAGE - the number of individual munitions in this package;
- (E) NEW EXPLOSIVE WEIGHT - the NEW in pounds of the munition package;
- (F) COMPATIBILITY GROUP - the munition compatibility group;
- (G) CLASS/DIVISION - the munition class and division information;
- (H) CATEGORY - used only for class 1.2 munitions and is the restrictive distance code, valid values are 04, 08, 12, 18 (these values represent the distance in hundreds of feet that this munition can be stored from a hazard or obstacle).

The other information should be entered if it is known, but is not currently used by LPGEN. Once the user has entered all requested data for this new record, the computer will display the new record and return the user to the option level (see part 3.B. of Appendix D).

(3) Enter a "2" to change the value of one or more items of a particular stock number record - the computer will display

ENTER THE 18 CHARACTER STOCK NUMBER OF RECORD TO BE CHANGED

The user enters the stock number of record. If the record does not

exist, the computer displays a message stating this fact and returns the user to the option level. If the record exists, the computer will request the item number to be changed for this record. If the user does not know the appropriate item number, pressing the RETURN key will cause the computer to display all valid item numbers. Once the item values for a particular record have been updated, the user must enter a "12" to terminate the transactions for this record. The computer will display the changed record and return the user to the option level (see part 3.C. of Appendix D).

(4) Enter a "3" to delete a record - the computer will display

ENTER THE 18 CHARACTER STOCK NUMBER OF RECORD TO BE DELETED

The user now enters the stock number of the record to be deleted. If the record exists in NSNDB, the computer displays a message stating that the record has been deleted. If the record is not contained in the data base, the computer displays a message stating this fact. In either case, the computer returns the user to the option level (see part 3.D. of Appendix D).

(5) Enter a "4" to display a record - the computer responds with

ENTER THE 18 CHARACTER STOCK NUMBER OF RECORD TO BE DISPLAYED

The user now enters the stock number of the desired record. If the record does not exist in NSNDB, the computer displays a message to this effect and returns the user to the option level. If the record is present, the computer displays the record before returning the user to the option level (see part 3.E. of Appendix D).

(6) Enter a "5" to terminate this session with NSNDB - the computer will display a summary of transactions performed and the current number of records in NSNDB (see part 3.F. of Appendix D).

## V. Data Generator Program

The Data Generator Program (LPGEN) reads information from NSNDB, MSADB, and SBDB, then receives munition inventory information and usable building volume from the user. It manipulates and transforms this information into properly formatted data and stores the formatted data on file LPINFO. LPGEN also produces three cross reference lists:

- (1) Munition cross reference displaying internal identification, corresponding munition stock number, lot number, and number of packages per lot;
- (2) Group cross reference displaying internal identification and corresponding compatibility group; and
- (3) Class cross reference displaying internal identification and the corresponding class/division/category.

The cross references are stored on file CRSREF. LPGEN then submits LPINFO to the Honeywell LP/600 optimizing package using the job control language it creates. The final output of LP/600 will be stored on file LPOUT and will also be listed on the main printer. See Appendix E for instructions on interpreting the output.

In order for LPGEN to function properly the following files must be accessible on the user's system:

- (1) NSNDB - the national stock number data base;
- (2) SBDB - the standard building data base;
- (3) MSADB - the munition storage area data base;
- (4) LPINFO - the formatted input to LP/600;
- (5) CRSREF - the munition, group, and class/division/category cross

reference lists; and

(6) LPOUT - the LP/600 output of the optimizing package.

After logging on and receiving a "SYSTEM ?" message from the computer, the user can engage LPGEN by entering the userid/catalog file string of LPGEN and hitting the RETURN key. If all the files described above do exist and contain the proper information the computer will display

WELCOME TO THE INVENTORY PROGRAM

ENTER THE NATIONAL STOCK NUMBER OF MUNITION TO BE  
ENTERED IN INVENTORY AND HIT RETURN KEY  
IF FINISHED ENTER '\*' AND HIT RETURN

The user should now enter the first munition stock number using a maximum of 18 characters and press the RETURN key. The computer will display one of the following messages:

(1) If the stock number is not contained in NSNDB -

\*\*WARNING\*\* STOCK NUMBER XXXXXXXXXXXXXXXXXXXX  
DOES NOT RESIDE IN NSNDB -- MUNITION WILL NOT BE ACCEPTED

ENTER NEXT STOCK NR OR '\*' IF FINISHED

This message simply means that this particular stock number is bypassed. The user should enter the next stock number to continue or enter an "\*" to terminate LPGEN and update NSNDB; or

(2) If the stock number is found, the computer will display

ENTER THE NUMBER OF LOTS FOR MUNITION XXXXXXXXXXXXXXXXXXXX

The user will now enter the number of lots (1 to 99 are valid values) and the computer will display

ENTER THE NUMBER OF PACKAGES FOR LOT n

The user will now enter the number of packages for lot n (1 to 9999 are valid values). This message will be repeated for each lot, then the computer will display

ENTER NEXT STOCK NUMBER OR '\*' IF FINISHED

The user will continue entering stock numbers, following the above procedure until the inventory has been entered. When the user enters "\*", the computer will display

DO YOU WISH TO STOP THE PROGRAM NOW ? (Y OR N)

The user will respond with "Y" if the answer is yes or "N" if the answer is no. If the program detects invalid data in the compatibility group, class, or category, it will display the following message

MUNITION XXXXXXXXXXXXXXXXXXXX HAS INVALID DATA IN GROUP, CLASS OR CAT  
VALUES ARE: X,XXX,XX

CAUSING PROGRAM TO TERMINATE....

The user should update the NSNDB before running LPGEN again. If no errors are detected by the computer during the munition inventory input, the computer will display

STORAGE FACILITY DATA IS NOW BEING GENERATED

PLEASE READ THE FOLLOWING QUESTION CAREFULLY...

DO YOU WISH TO ENTER A DIFFERENT PERCENTAGE OF USABLE  
VOLUME FOR EACH BUILDING ? (Y OR N)

If the user enters "N" for no, the computer displays

ENTER THE PERCENTAGE OF BUILDING VOLUME THAT  
IS CONSIDERED USABLE, E.G., 75.8

The user will enter the appropriate percentage. This percentage will be used for all buildings in the storage area. If the user enters "Y" for yes, the computer will display

ENTER THE PERCENTAGE OF USABLE VOLUME FOR BUILDING XXXXXX, E.G., 75.8

The user will enter the appropriate percentage (0 to 100 are valid values) for each building in the storage area. LPGEN matches each building in MSADB with its corresponding type of building in SBDB. If

there is an unmatched buildings, the computer will display

BUILDING XXXXXX IS IDENTIFIED AS TYPE XX  
BUT THIS TYPE OF BUILDING IS NOT DEFINED IN THE SBDB

\*\*\*\*\* FATAL ERROR -- PROGRAM NOW TERMINATING

Before running LPGEN again the user must add a record for type XX to SBDB, or update building XXXXXX record in NSADB by changing TYPE to a valid one. If all the buildings in MSADB have valid TYPE identifications, the computer will display the following messages

GENERATING OBJECTIVE FUNCTION AND CONSTRAINTS NOW  
PLEASE WAIT....

THE OBJECTIVE FUNCTION IS NOW BEING ORGANIZED

NOW GENERATING MUNITION CONSTRAINTS....

STARTING THE BUILDING VOLUME CONSTRAINTS NOW....

GENERATING GROUP AND SUBGROUP CONSTRAINTS NOW....

CONCLUDING BY GENERATING RHS...

The computer will then print the cross reference lists and display

THIS PROBLEM CONTAINS XXXX DECISION VARIABLES IN THE  
OBJECTIVE FUNCTION AND XXXX CONSTRAINTS

The program will stop if the number of constraints is greater than 4095 or the number of decision variables is greater than 262,000. The cross reference lists and the above message will also be printed on the main printer. If no error conditions are detected, the computer will display

SPAWNING THE LP JOB NOW...

BYE

SNUMB # XXXXT

The user should keep a record of this snumb # until he has received the output for this job. Examples of program execution are found in part 4 of Appendix D. Appendix E shows the user how to interpret the output.

Appendix A

Utility Program Options

This appendix gives the user an easy to follow overview of the three utility programs used in MSOS.



1. STANDARD BUILDING DATA BASE UTILITY PROGRAM

23 NOV 79

ENTER A ONE DIGIT VALUE AND HIT CARRIAGE RETURN

- 1 - ADD
- 2 - CHANGE
- 3 - DELETE
- 4 - DISPLAY
- 5 - TERMINATE

IF "1" (ADD RECORD)

FILL IN APPROPRIATE DATA ITEMS AS THEY ARE PRESENTED  
AND HIT THE CARRIAGE RETURN

IF "2" (CHANGE RECORD)

ENTER TWO DIGIT BUILDING TYPE OF RECORD TO BE CHANGED  
AND HIT THE CARRIAGE RETURN

THEN ENTER TWO DIGIT ITEM NUMBER TO BE CHANGED  
AND HIT THE CARRIAGE RETURN

| ITEM | ITEM                                 | INPUT FORMAT |
|------|--------------------------------------|--------------|
| NR   |                                      |              |
| 02   | - NAME (6A)                          | AAAAAA       |
| 03   | - ROOF (ROUND=RND, FLAT=FLT)         | AAA          |
| 04   | - LENGTH (IN FEET)                   | 999.99       |
| 05   | - WIDTH (IN FEET)                    | 999.99       |
| 06   | - RADIUS (IN FEET)                   | 999.99       |
| 07   | - SIDE WALL HEIGHT (IN FEET)         | 99.99        |
| 08   | - WALL THICKNESS (IN FEET)           | 9.99         |
| 09   | - ROOF THICKNESS (IN FEET)           | 9.99         |
| 10   | - ENTRANCE HEIGHT (IN FEET)          | 99.99        |
| 11   | - ENTRANCE WIDTH (IN FEET)           | 99.99        |
| 12   | - DOOR THICKNESS (IN FEET)           | 9.99         |
| 13   | - MAXIMUM ALLOWABLE WEIGHT (IN TONS) | 9999.99      |

14 - FINISHED CURRENT TRANSACTION

IF "3" (DELETE RECORD)

ENTER TWO DIGIT "99" BUILDING TYPE OF RECORD TO BE DELETED  
AND HIT THE CARRIAGE RETURN

IF "4" (DISPLAY RECORD)

ENTER TWO DIGIT "99" BUILDING TYPE OF RECORD TO BE DISPLAYED  
AND HIT THE CARRIAGE RETURN

IF "5" TERMINATE THE EXECUTION OF THIS PROGRAM

2. MUNITION STORAGE AREA DATA BASE UTILITY PROGRAM

23 NOV 79

ENTER A ONE DIGIT VALUE AND HIT CARRIAGE RETURN

- 1 - ADD
- 2 - CHANGE
- 3 - DELETE
- 4 - DISPLAY
- 5 - TERMINATE

IF "1" (ADD RECORD)

FILL IN APPROPRIATE DATA ITEMS AS THEY ARE PRESENTED  
AND HIT THE CARRIAGE RETURN

IF "2" (CHANGE RECORD)

ENTER 6 CHARACTER BUILDING NUMBER OF RECORD TO BE CHANGED  
AND HIT THE CARRIAGE RETURN

THEN ENTER TWO DIGIT ITEM NUMBER TO BE CHANGED  
AND HIT THE CARRIAGE RETURN

| ITEM | ITEM                                   | INPUT FORMAT |
|------|--|--------------|
|      | NR                                     |              |
| 02   | - NAME (6A)                            | AAAAAA       |
| 03   | - TYPE (2N)                            | 99           |
| 04   | - CLASS/DIV 1.1 NEW (IN POUNDS)        | 9999999      |
| 05   | - CLASS/DIV/CAT 1.2 04 NEW (IN POUNDS) | 9999999      |
| 06   | - CLASS/DIV/CAT 1.2 08 NEW (IN POUNDS) | 9999999      |
| 07   | - CLASS/DIV/CAT 1.2 12 NEW (IN POUNDS) | 9999999      |
| 08   | - CLASS/DIV/CAT 1.2 18 NEW (IN POUNDS) | 9999999      |
| 09   | - CLASS/DIV 1.3 NEW (IN POUNDS)        | 9999999      |
| 10   | - CLASS/DIV 1.4 NEW (IN POUNDS)        | 9999999      |
| 11   | - FINISHED CURRENT TRANSACTION         |              |

IF "3" (DELETE RECORD)

ENTER 6 CHARACTER BUILDING NUMBER OF RECORD TO BE DELETED  
AND HIT THE CARRIAGE RETURN

IF "4" (DISPLAY RECORD)

ENTER 6 CHARACTER BUILDING NUMBER OF RECORD TO BE DISPLAYED  
AND HIT THE CARRIAGE RETURN

IF "5" TERMINATE THE EXECUTION OF THIS PROGRAM

3. NATIONAL STOCK NUMBER DATA BASE UTILITY PROGRAM

23 NOV 79

ENTER A ONE DIGIT VALUE AND HIT CARRIAGE RETURN

- 1 - ADD
- 2 - CHANGE
- 3 - DELETE
- 4 - DISPLAY
- 5 - TERMINATE

IF "1" (ADD RECORD)

FILL IN APPROPRIATE DATA ITEMS AS THEY ARE PRESENTED  
AND HIT THE CARRIAGE RETURN

IF "2" (CHANGE RECORD)

ENTER 18 DIGIT NATIONAL STOCK NUMBER OF RECORD TO BE CHANGED  
(REF AFTO IIA-1-46) AND HIT THE CARRIAGE RETURN

THEN ENTER TWO DIGIT ITEM NUMBER TO BE CHANGED  
AND HIT THE CARRIAGE RETURN

| ITEM | ITEM                               | INPUT FORMAT       |
|------|------------------------------------|--------------------|
| NR   |                                    |                    |
| 01   | - NATIONAL STOCK NUMBER            | 9999-99-999-9999AA |
| 02   | - STACKING HEIGHT (NR OF PACKAGES) | 9999               |
| 03   | - PACKAGE HEIGHT (IN FEET)         | 999.9              |
| 04   | - PACKAGE WIDTH (IN FEET)          | 999.9              |
| 05   | - PACKAGE LENGTH (IN FEET)         | 999.9              |
| 06   | - UNITS PER PACKAGE                | 9999               |
| 07   | - GROSS WEIGHT (IN POUNDS)         | 99999.9999         |
| 08   | - NET EXPLOSIVE WEIGHT (IN POUNDS) | 99999.9999         |
| 09   | - COMPATIBILITY GROUP              | A                  |
| 10   | - CLASS/DIVISION                   | 9.9                |
| 11   | - CATEGORY FOR 1.2                 | 99                 |

12 - FINISHED CURRENT TRANSACTION

IF "3" (DELETE RECORD)

ENTER 18 DIGIT STOCK NUMBER OF RECORD TO BE DELETED  
AND HIT THE CARRIAGE RETURN

IF "4" (DISPLAY RECORD)

ENTER 4 DIGIT STOCK NUMBER OF RECORD TO BE DISPLAYED  
AND HIT THE CARRIAGE RETURN

IF "5" TERMINATE THE EXECUTION OF THIS PROGRAM

## Appendix B

### Building Volume Calculations

The Format Generator Program (LPGEN) considers two basic types of storage buildings in calculating the building volume:

(A) Above ground magazines - volume is equal to the (length) x (width) x (wall height) x (percent usable volume); and,

(B) Igloos - subdivided into three designs:

(1) Diameter of roof is equal to the width of building - volume is equal to (the sector area x length + the side wall height x length x width) x the percent usable volume (the sector area is the area under the curved roof and above the height of the side walls);

(2) Diameter of roof is greater than the width of the building - volume is equal to (the portion of sector area in building x the length + the side wall height x length x width) x the percent usable volume;

(3) Roof is elliptical or parabolic. The user will have to approximate the volume of any building having this design by redefining the building dimensions so that they meet the criteria for one of the other two igloo designs.

## Appendix C

### Net Explosive Weight Determination

One of the key features of the MSOS centers on the calculations of the density factors for each building within the munitions storage area. This density factor, when divided by the munitions density factor forms an overall storage load factor that is the heart of the optimization routine. The building density factor for a given class is calculated by dividing the building NEW capacity for that class by the useable storage volume of the building. The building NEW capacity for each class must be determined by the user for every building to be entered in the MSADB. These NEW capacities may already exist or might have to be calculated using information contained in chapter 5, Principles and Applications of Explosives Quantity-Distance Criteria and Related Standards, of AFR 127-100, Explosives and Safety Standards.

To make the actual determination of the maximum NEW of each class for each building, the user must have the following information:

- (1) Type of magazine (igloo or aboveground).
- (2) Barricaded or unbarricaded (front, sides, rear).
- (3) Distance to nearest inhabited building (IBD).
- (4) Distance to nearest public traffic route (PTR).
- (5) Distance separating any two operating buildings within an operating line (Intraline Distance).
- (6) Distance between any two explosive storage locations (Intermagazine Distance).

Distances are measured from the nearest outside point (or wall) of the

storage location to the nearest outside point (or wall) of the other location. With this information, the quantity-distance (Q-D) charts found in chapter 5 of AFR 127-100 may then be used to determine the maximum NEW weight that may be stored in each storage facility/class combination. Classes 1.1, 1.2 (12), and 1.2 (18) reach maximum limits of 500,000 pounds NEW; classes 1.2 (04), 1.2 (08), and 1.4 have no NEW limit at distances greater than 400, 800, and 100 feet respectively. In cases where the distances are such that the NEW is unlimited, an actual weight limit must still be entered in the MSADB. If the maximum gross weight that may be stored in the building is known, this figure could be used or, if that is not available, 9999999 pounds must be entered.

A form is provided to help organize and calculate the required data. Once all the data is entered, the most restrictive NEW for each class of munition can be read directly from the form. These are the values that must be entered in the MSADB. If any waivers have been approved, or if the potential effect of a waiver is desired, it is easy to determine the next most restrictive NEW from the form. It is suggested that a copy of this form be completed and kept on file for each facility within the munitions storage area. The following instructions will help the user complete the building NEW capacity form.

Section I contains the building description information (items ① through ⑧).

① BUILDING NUMBER - enter the building number of the subject storage building.

② DESIGN TYPE - enter the type of building i.e., aboveground, igloo, etc.

- ③ TYPE CONSTRUCTION - enter the type of construction i.e., concrete, steel, etc.
- ④ EXTENT OF BARRICADE - enter barricade type and placement, e.g. earth, top, sides, rear.
- ⑤ GR STORAGE WT - enter the gross building storage weight, in tons, if known.
- ⑥ INSIDE DIMENSIONS
- (A) LENGTH - enter the building length, in feet, measured from inside.
- (B) WIDTH - enter the building width, in feet, measured from inside.
- (C) SIDE WALL HEIGHT - enter the height of the walls, in feet, measured from inside. This measurement should be the straight portion of the side walls for igloos or any building with curved roofs, or the distance to the ceiling for regular buildings.
- (D) ROOF RADIUS - enter the radius of the roof (valid only for igloos or other buildings having a curved roof).
- ⑦ STANDARD BUILDING TYPE - enter the two digit code for the type, if known (this entry will be the value used in the MSADB and SBDB).
- ⑧ OTHER - enter any other information deemed to be useful.

Section II of this form is used to describe the physical location of this building with respect to nearby obstacles in terms of quantity-distance information for each class of munition that may be stored in this building. Nine pieces of information are need for each obstacle. Six obstacles have been identified, with space available for additional ones, if they are present. The obstacle distances identified are:

- (1) MAGAZINE DISTANCE - this is the distance to the nearest munition storage building;
- (2) INTRALINE DISTANCE - this is the distance to the closest building building in the storage area;
- (3) PTR DISTANCE - this is the distance to the closest public transportation route;
- (4) IHB DISTANCE - this is the distance to the closest inhabited building;
- (5) RUNWAY DISTANCE - this is the closest distance to the runway (if appropriate); and
- (6) REC AREA DISTANCE - this is the distance to the closest recreation area (if appropriate).

Very detailed information about these obstacles is contained in chapter 5 of AFR 127-100. The following information is needed for all identified obstacles.

- ⑨ OBSTACLE IDENTITY - enter the building number, highway number or street name, runway number, etc.
- ⑩ DISTANCE - enter the distance, in feet, from this building to the specified obstacle.
- ⑪ CLASS 1.1 - \*
- ⑫ CLASS 1.2 04 - \* \* enter the NEW, found in the appropriate
- ⑬ CLASS 1.2 08 - \* \* tables in chapter 5 of AFR 127-100,
- ⑭ CLASS 1.2 12 - \* \* for each class of munitions (if capacity
- ⑮ CLASS 1.2 18 - \* \* of building is the limit, enter gross weight
- ⑯ CLASS 1.3 - \* \* if known, otherwise enter 9999999)
- ⑰ CLASS 1.4 - \*



Section III contains the information needed by the MSADB for each building. The smallest value from each class column in section II (items ⑪ through ⑰) will be entered into the corresponding class columns in this section (items ⑱ through ㉔). If a waiver has been established for a particular obstacle, e.g. IHB DISTANCE, then that row will be ignored in compiling values for each class column.

Once this section has compiled been completed, the user has the necessary data for this building needed by the MSADB. If the surrounding conditions of a building change, this form should be updated and if any item of section III changes, the MSADB must be updated with the appropriate information.

BUILDING NET EXPLOSIVES WEIGHT CALCULATION FORM

SECTION I. BUILDING DESCRIPTION

|                            |                                  |                           |
|----------------------------|----------------------------------|---------------------------|
| 1 BUILDING NUMBER:         | 6 BLDG INSIDE DIMENSIONS (IN FT) | 7 STANDARD BUILDING TYPE: |
| 2 DESIGN TYPE:             | LENGTH:                          | 8 OTHER INFORMATION       |
| 3 TYPE CONSTRUCTION:       | WIDTH:                           |                           |
| 4 EXTENT OF BARRICADE:     | SIDE WALL HEIGHT:                |                           |
| 5 GR STORAGE WT (IN TONS): | ROOF RADIUS (FOR IGLOOS):        |                           |

SECTION II. QUANTITY - DISTANCE COMPUTATIONAL DATA

| 9 OBSTACLE IDENTITY             | 10 DISTANCE (IN FEET) | 11 CLASS 1.1 | 12 CAT 04 | 13 CAT 08 | 14 CAT 12 | 15 CAT 18 | 16 CLASS | 17 CLASS |
|---------------------------------|-----------------------|--------------|-----------|-----------|-----------|-----------|----------|----------|
| NEAREST OBSTACLE THAT REQUIRES: |                       |              |           |           |           |           |          |          |
| MAGAZINE DISTANCE               |                       |              |           |           |           |           |          |          |
| INTRALINE DISTANCE              |                       |              |           |           |           |           |          |          |
| PTR DISTANCE                    |                       |              |           |           |           |           |          |          |
| HB DISTANCE                     |                       |              |           |           |           |           |          |          |
| RUNWAY DISTANCE                 |                       |              |           |           |           |           |          |          |
| SEC AREA DISTANCE               |                       |              |           |           |           |           |          |          |
| OTHERS                          |                       |              |           |           |           |           |          |          |

SECTION III. NET EXPLOSIVE WEIGHT STORAGE AUTHORIZATION (smallest value of each class column in section II, items 10 - 17)

| 18 CLASS 1.1 | 19 CAT 04 | 20 CAT 08 | 21 CAT 12 | 22 CAT 18 | 23 CLASS 1.3 | 24 CLASS 1.4 |
|--------------|-----------|-----------|-----------|-----------|--------------|--------------|
|              |           |           |           |           |              |              |

REMARKS

DATE

PREPARED BY:

## Appendix D

### Program Execution Examples

This appendix takes the user, step by step, through all paths of each program in the MSOS.

1. Standard Building Data Base Utility Program examples:

A. Starting the SBDBUP program:

SYSTEM ?79C06/OBJECT/SBDBUP - - enter the appropriate file string  
WELCOME TO THE STANDARD BUILDING DATA BASE

ENTER THE ONE DIGIT TRANSACTION DESIRED:

= - - just press RETURN key to display options  
OPTIONS:

- 1 - ADD RECORD
- 2 - CHANGE RECORD
- 3 - DELETE RECORD
- 4 - DISPLAY RECORD
- 5 - TERMINATE JOB

ENTER THE ONE DIGIT TRANSACTION DESIRED:

B. Exercising the ADD option:

ENTER THE ONE DIGIT TRANSACTION DESIRED:

=1

ENTER THE TWO DIGIT BUILDING TYPE OF RECORD TO BE ADDED

=23

RECORD 23 DOES NOT EXIST

ENTER THE ONE DIGIT TRANSACTION DESIRED:

=1

ENTER THE TWO DIGIT BUILDING TYPE OF RECORD TO BE ADDED

=55

ENTER THE INFORMATION FOR THE BUILDING NAME (XXXXXX)

=IGLOO4

ENTER THE INFORMATION FOR THE ROOF 'RND' - IGLOO OR 'FLT' - REGULAR

=RND

ENTER THE INFORMATION FOR THE BUILDING LENGTH (999.99) IN FT

=120

ENTER THE INFORMATION FOR THE BUILDING WIDTH (999.99) IN FT

=30

ENTER THE INFORMATION FOR THE RADIUS OF ROOF (999.99) IN FT

=26

ENTER THE INFORMATION FOR THE SIDE WALL HEIGHT (99.99) IN FT

=5

ENTER THE INFORMATION FOR THE WALL THICKNESS (9.99) IN FT

=

ENTER THE INFORMATION FOR THE ROOF THICKNESS (9.99) IN FT

=

ENTER THE INFORMATION FOR THE DOOR HEIGHT (99.99) IN FT

=

ENTER THE INFORMATION FOR THE DOOR WIDTH (99.99) IN FT

=

ENTER THE INFORMATION FOR THE DOOR THICKNESS (9.99) IN FT

=


ENTER THE INFORMATION FOR THE MAX WEIGHT (9999.99) IN TONS

=9999.99

BUILDING ID - 55  
NAME - IGLOO4  
ROOF - RND  
LENGTH - 120.00 FT  
WIDTH - 30.00 FT  
RADIUS - 26.00 FT  
SIDE WALL HEIGHT - 5.00 FT  
WALL THICKNESS - 0. FT  
ROOF THICKNESS - 0. FT  
ENTRANCE HEIGHT - 0. FT  
ENTRANCE WIDTH - 0. FT  
DOOR THICKNESS - 0. FT  
MAXIMUM WEIGHT - 9999.99 TONS

ENTER THE ONE DIGIT TRANSACTION DESIRED:







C. Exercising the CHANGE option:

ENTER THE ONE DIGIT TRANSACTION DESIRED:

-2 ENTER THE TWO DIGIT BUILDING TYPE OF RECORD TO BE CHANGED

-5 RECORD 5 DOES NOT EXIST

ENTER THE ONE DIGIT TRANSACTION DESIRED:

-2 ENTER THE TWO DIGIT BUILDING TYPE OF RECORD TO BE CHANGED

-55 ENTER THE 2 DIGIT ITEM NUMBER OF THE ITEM TO BE  
CHANGED FOR BUILDING TYPE 55

= - - just press RETURN key to display options  
OPTIONS:

- 02 - NAME (6A)
- 03 - ROOF (3A) 'RND' - ROUND OR 'FLT' - FLAT
- 04 - LENGTH (999.99) IN FT
- 05 - WIDTH (999.99) IN FT
- 06 - RADIUS (999.99) IN FT
- 07 - SIDE WALL HEIGHT (99.99) IN FT
- 08 - WALL THICKNESS (9.99) IN FT
- 09 - ROOF THICKNESS (9.99) IN FT
- 10 - ENTRANCE HEIGHT (99.99) IN FT
- 11 - ENTRANCE WIDTH (99.99) IN FT
- 12 - DOOR THICKNESS (9.99) IN FT
- 13 - MAX WEIGHT (9999.99) IN TONS

14 - FINISHED THIS TRANSACTION

ENTER THE 2 DIGIT ITEM NUMBER OF THE ITEM TO BE  
CHANGED FOR BUILDING TYPE 55

-2 ENTER THE INFORMATION FOR THE BUILDING NAME (XXXXXX)

-IGLOO5 ENTER THE 2 DIGIT ITEM NUMBER OF THE ITEM TO BE  
CHANGED FOR BUILDING TYPE 55

-13 ENTER THE INFORMATION FOR THE MAX WEIGHT (9999.99) IN TONS

-1000 ENTER THE 2 DIGIT ITEM NUMBER OF THE ITEM TO BE  
CHANGED FOR BUILDING TYPE 55

-14

BUILDING ID - 55                      NAME - IGLOO5  
ROOF - RND  
LENGTH - 120.00 FT  
WIDTH - 30.00 FT  
RADIUS - 26.00 FT  
SIDE WALL HEIGHT - 5.00 FT  
WALL THICKNESS - 0. FT  
ROOF THICKNESS - 0. FT  
ENTRANCE HEIGHT - 0. FT  
ENTRANCE WIDTH - 0. FT  
DOOR THICKNESS - 0. FT  
MAXIMUM WEIGHT - 1000.00 TONS

ENTER THE ONE DIGIT TRANSACTION DESIRED:

D. Exercising the DELETE option:

ENTER THE ONE DIGIT TRANSACTION DESIRED:

=3

ENTER THE TWO DIGIT BUILDING TYPE OF RECORD TO BE DELETED

=55

RECORD 5 HAS BEEN DELETED FROM THE DATA BASE

ENTER THE ONE DIGIT TRANSACTION DESIRED:

=4

ENTER THE TWO DIGIT BUILDING TYPE OF RECORD TO BE DISPLAYED

=55

RECORD 55 DOES NOT EXIST

ENTER THE ONE DIGIT TRANSACTION DESIRED:

E. Exercising the DISPLAY option:

ENTER THE ONE DIGIT TRANSACTION DESIRED:

=4

ENTER THE TWO DIGIT BUILDING TYPE OF RECORD TO BE DISPLAYED

=5

RECORD 5 DOES NOT EXIST

ENTER THE ONE DIGIT TRANSACTION DESIRED:

=4

ENTER THE TWO DIGIT BUILDING TYPE OF RECORD TO BE DISPLAYED

BUILDING ID - 1

NAME - A

ROOF - FLT

LENGTH - 60.00 FT

WIDTH - 25.00 FT

RADIUS - 0. FT

SIDE WALL HEIGHT - 12.00 FT

WALL THICKNESS - 0. FT

ROOF THICKNESS - 0. FT

ENTRANCE HEIGHT - 0. FT

ENTRANCE WIDTH - 0. FT

DOOR THICKNESS - 0. FT

MAXIMUM WEIGHT - 0. TONS

ENTER THE ONE DIGIT TRANSACTION DESIRED:

F. Exercising the TERMINATE option:

ENTER THE ONE DIGIT TRANSACTION DESIRED:

=5

YOU ARE NOW EXITING THE UPDATE PROGRAM

ADDED - 1

CHANGED - 1

DELETED - 1

TOTAL NUMBER OF RECORDS IN DATA BASE - 4

2. Munition Storage Area Data Base Utility Program examples:

A. Starting the MSADBUP program:

SYSTEM ?79C06/OBJECT/MSADBUP - - enter the appropriate file id  
WELCOME TO THE MUNITION STORAGE AREA DATA BASE

ENTER THE ONE DIGIT TRANSACTION DESIRED:

- - - just press RETURN key to display options  
OPTIONS:

- 1 - ADD RECORD
- 2 - CHANGE RECORD
- 3 - DELETE RECORD
- 4 - DISPLAY RECORD
- 5 - TERMINATE JOB

ENTER THE ONE DIGIT TRANSACTION DESIRED:

B. Exercising the ADD option:

ENTER THE ONE DIGIT TRANSACTION DESIRED:  
-1  
ENTER THE 6 CHARACTER BUILDING NUMBER OF RECORD TO BE ADDED  
-12345  
ENTER THE INFORMATION FOR THE NAME (AAAAAA)  
-ABCDEF  
ENTER THE INFORMATION FOR THE TYPE (99)  
ENTER THE INFORMATION FOR THE CLASS/DIV 1.1 NEW (9999999) IN LBS  
-123456  
ENTER THE INFORMATION FOR THE CLASS/DIV/CAT 1.2 04 NEW (9999999) IN  
LBS  
-1234567  
ENTER THE INFORMATION FOR THE CLASS/DIV/CAT 1.2 08 NEW (9999999) IN  
LBS  
-12345  
ENTER THE INFORMATION FOR THE CLASS/DIV/CAT 1.2 12 NEW (9999999) IN  
LBS  
-1234  
ENTER THE INFORMATION FOR THE CLASS/DIV/CAT 1.2 18 NEW (9999999) IN  
LBS  
-123  
ENTER THE INFORMATION FOR THE CLASS/DIV 1.3 NEW (9999999) IN LBS  
-12  
ENTER THE INFORMATION FOR THE CLASS/DIV 1.4 NEW (9999999) IN LBS  
-1  
BUILDING NR - 12345  
NAME - ABCDEF  
TYPE - 65  
CLASS/DIV 1.1 NEW - 123456 LBS  
CLASS/DIV/CAT 1.2 04 NEW - 1234567 LBS  
CLASS/DIV/CAT 1.2 08 NEW - 12345 LBS  
CLASS/DIV/CAT 1.2 12 NEW - 1234 LBS  
CLASS/DIV/CAT 1.2 18 NEW - 123 LBS  
CLASS/DIV 1.3 NEW - 12 LBS  
CLASS/DIV 1.4 NEW - 1 LBS  
ENTER THE ONE DIGIT TRANSACTION DESIRED:  
-1  
ENTER THE 6 CHARACTER BUILDING NUMBER OF RECORD TO BE ADDED  
-1A  
RECORD 1A ALREADY EXISTS  
ENTER THE ONE DIGIT TRANSACTION DESIRED:

C. Exercising the CHANGE option:

ENTER THE ONE DIGIT TRANSACTION DESIRED:

=2

ENTER THE 6 CHARACTER BUILDING NUMBER OF RECORD TO BE CHANGED

=999

RECORD 999 DOES NOT EXIST

ENTER THE ONE DIGIT TRANSACTION DESIRED:

=2

ENTER THE 6 CHARACTER BUILDING NUMBER OF RECORD TO BE CHANGED

=12345

ENTER THE 2 DIGIT ITEM NUMBER OF THE ITEM TO BE  
CHANGED FOR BUILDING NR 12345

- - just press the RETURN key to display options  
OPTIONS:

- 02 - NAME (6A)
- 03 - STD TYPE BLDG (99)
- 04 - CLASS/DIV 1.1 NEW (9999999) IN LBS
- 05 - CLASS/DIV/CAT 1.2 04 NEW (9999999) IN LBS
- 06 - CLASS/DIV/CAT 1.2 08 NEW (9999999) IN LBS
- 07 - CLASS/DIV/CAT 1.2 12 NEW (9999999) IN LBS
- 08 - CLASS/DIV/CAT 1.2 18 NEW (9999999) IN LBS
- 09 - CLASS/DIV 1.3 NEW (9999999) IN LBS
- 10 - CLASS/DIV 1.4 NEW (9999999) IN LBS

11 - FINISHED WITH THIS RECORD

ENTER THE 2 DIGIT ITEM NUMBER OF THE ITEM TO BE  
CHANGED FOR BUILDING NR 12345

=4

ENTER THE INFORMATION FOR THE CLASS/DIV 1.1 NEW (9999999) IN LBS

=1234567

ENTER THE 2 DIGIT ITEM NUMBER OF THE ITEM TO BE  
CHANGED FOR BUILDING NR 12345

=5

ENTER THE INFORMATION FOR THE CLASS/DIV/CAT 1.2 04 NEW (9999999) IN

LBS

=123456

ENTER THE 2 DIGIT NUMBER OF THE ITEM TO BE  
CHANGED FOR BUILDING NR 12345

=11

BUILDING NR - 12345  
NAME - ABCDEF  
TYPE - 65  
CLASS/DIV 1.1 NEW - 1234567 LBS  
CLASS/DIV/CAT 1.2 04 NEW - 123456 LBS  
CLASS/DIV/CAT 1.2 08 NEW - 12345 LBS  
CLASS/DIV/CAT 1.2 12 NEW - 1234 LBS  
CLASS/DIV/CAT 1.2 18 NEW - 123 LBS  
CLASS/DIV 1.3 NEW - 12 LBS  
CLASS/DIV 1.4 NEW - 1 LBS  
ENTER THE ONE DIGIT TRANSACTION DESIRED:

D. Exercising the DELETE option:

ENTER THE ONE DIGIT TRANSACTION DESIRED:  
=3  
ENTER THE 6 CHARACTER BUILDING NUMBER OF RECORD TO BE DELETED  
-123  
RECORD 123 DOES NOT EXIST  
  
ENTER THE ONE DIGIT TRANSACTION DESIRED:  
=3  
ENTER THE 6 CHARACTER BUILDING NUMBER OF RECORD TO BE DELETED  
-12345  
RECORD 12345 HAS BEEN DELETED FROM THE DATA BASE  
  
ENTER THE ONE DIGIT TRANSACTION DESIRED:

E. Exercising the DISPLAY option:

ENTER THE ONE DIGIT TRANSACTION DESIRED:

=4

ENTER THE 6 CHARACTER BUILDING NUMBER OF RECORD TO BE DISPLAYED

=12345

RECORD 12345 DOES NOT EXIST

ENTER THE ONE DIGIT TRANSACTION DESIRED:

=4

ENTER THE 6 CHARACTER BUILDING NUMBER OF RECORD TO BE DISPLAYED

=1A

BUILDING NR - 1A

NAME -

TYPE - 4

CLASS/DIV 1.1 NEW - 100 LBS

CLASS/DIV/CAT 1.2 04 NEW - 500 LBS

CLASS/DIV/CAT 1.2 08 NEW - 400 LBS

CLASS/DIV/CAT 1.2 12 NEW - 300 LBS

CLASS/DIV/CAT 1.2 18 NEW - 200 LBS

CLASS/DIV 1.3 NEW - 600 LBS

CLASS/DIV 1.4 NEW - 700 LBS

ENTER THE ONE DIGIT TRANSACTION DESIRED:

F. Exercising the TERMINATE option:

ENTER THE ONE DIGIT TRANSACTION DESIRED:

=5

YOU ARE NOW EXITING THE UPDATE PROGRAM

ADDED - 1

CHANGED - 2

DELETED - 1

TOTAL NUMBER OF RECORDS IN DATA BASE - 5

SYSTEM ?



3. National Stock Number Data Base Utility Program examples:

A. Starting the NSNDBUP program:

SYSTEM ?79C06/OBJECT/NSNDBUP - -enter the appropriate file id  
WELCOME TO THE MUNITION NATIONAL STOCK NUMBER DATA BASE

ENTER THE ONE DIGIT TRANSACTION DESIRED:

= - - just press the RETURN key to display options

OPTIONS:

- 1 - ADD RECORD
- 2 - CHANGE RECORD
- 3 - DELETE RECORD
- 4 - DISPLAY RECORD
- 5 - TERMINATE JOB

ENTER THE ONE DIGIT TRANSACTION DESIRED:

B. Exercising the ADD option:

ENTER THE ONE DIGIT TRANSACTION DESIRED:

=1

ENTER THE 18 CHARACTER STOCK NUMBER OF RECORD TO BE ADDED

=1325-00-710-6771

RECORD 1325-00-710-6771 ALREADY EXISTS

ENTER THE ONE DIGIT TRANSACTION DESIRED:

=1

ENTER THE 18 CHARACTER STOCK NUMBER OF RECORD TO BE ADDED

=1330-00-679-6043

ENTER THE INFORMATION FOR THE STACK HEIGHT (9999) IN PACKS

=

ENTER THE INFORMATION FOR THE PACKAGE HEIGHT (999.9) IN FT

=14.5

ENTER THE INFORMATION FOR THE PACKAGE WIDTH (999.9) IN FT

=3.4

ENTER THE INFORMATION FOR THE PACKAGE LENGTH (999.9) IN FT

=6.8

ENTER THE INFORMATION FOR THE UNITS PER PACK (9999)

=50

ENTER THE INFORMATION FOR THE PACKAGE GR WT (99999.9999) IN LBS

=3478

ENTER THE INFORMATION FOR THE PACKAGE NEW (99999.9999) IN LBS

=402

ENTER THE INFORMATION FOR THE COMPATBL GROUP (A)

=C

ENTER THE INFORMATION FOR THE CLASS/DIVISION (9.9)

=1.2

ENTER THE INFORMATION FOR THE CATEGORY (99)

=18

NATIONAL STK NR - 1330-00-679-6043

STACKING HEIGHT - 0 PACKAGES

PACKAGE HEIGHT - 4.5 FT

PACKAGE WIDTH - 3.4 FT

PACKAGE LENGTH - 6.8 FT

UNITS PER PACKAGE - 50

PACKAGE GROSS WT - 3478.0000 LBS

PACKAGE NEW - 402.0000 LBS

COMPATIBILITY GROUP - C

CLASS/DIVISION - 1.2

CATEGORY - 18

ENTER THE ONE DIGIT TRANSACTION DESIRED:

C. Exercising the CHANGE option:

ENTER THE ONE DIGIT TRANSACTION DESIRED:  
-2  
ENTER THE 18 CHARACTER STOCK NUMBER OF RECORD TO BE CHANGED  
-1333-00-679-6043  
RECORD 1333-00-679-6043 DOES NOT EXIST

ENTER THE ONE DIGIT TRANSACTION DESIRED:  
-2  
ENTER THE 18 CHARACTER STOCK NUMBER OF RECORD TO BE CHANGED  
-1330-00-679-6043  
ENTER THE 2 DIGIT ITEM NUMBER OF THE ITEM TO BE  
CHANGED FOR STOCK NR 1330-00-679-6043

- - - just press the RETURN key to display the options  
OPTIONS:  
02 - STACKING HEIGHT (9999) IN PACKAGES  
03 - PACKAGE HEIGHT (999.9) IN FT  
04 - PACKAGE WIDTH (999.9) IN FT  
05 - PACKAGE LENGTH (999.9) IN FT  
06 - UNITS PER PACKAGE (9999)  
07 - PACKAGE GROSS WT (99999.9999) IN LBS  
08 - PACKAGE NEW (99999.9999) IN LBS  
09 - COMPATIBILITY GROUP (A)  
10 - CLASS/DIVISION (9.9)  
11 - CATEGORY (99)  
  
12 - FINISHED WITH THIS RECORD

ENTER THE 2 DIGIT ITEM NUMBER OF THE ITEM TO BE  
CHANGED FOR THE STOCK NR 1330-00-679-6043

-9  
ENTER THE INFORMATION FOR THE COMPATBL GROUP (A)

-8  
ENTER THE 2 DIGIT ITEM NUMBER OF THE ITEM TO BE  
CHANGED FOR STOCK NR 1330-00-679-6043

-10  
ENTER THE INFORMATION FOR THE CLASS/DIVISION (9.9)

-1.3  
ENTER THE 2 DIGIT ITEM NUMBER OF THE ITEM TO BE  
CHANGED FOR STOCK NR 1330-00-679-6043

-11  
ENTER THE INFORMATION FOR THE CATEGORY (99)

-  
ENTER THE 2 DIGIT ITEM NUMBER OF THE ITEM TO BE  
CHANGED FOR STOCK NR 1330-00-679-6043

-12

NATIONAL STK NR - 1330-00-679-6043  
STACKING HEIGHT - 0 PACKAGES  
PACKAGE HEIGHT - 4.5 FT  
PACKAGE WIDTH - 3.4 FT  
PACKAGE LENGTH - 6.8 FT  
UNITS PER PACKAGE - 50  
PACKAGE GROSS WT - 3478.0000 LBS  
PACKAGE NEW - 402.0000 LBS  
COMPATIBILITY GROUP - B  
CLASS/DIVISION - 1.3  
CATEGORY - 0

ENTER THE ONE DIGIT TRANSACTION DESIRED:

D. Exercising the DELETE option:

ENTER THE ONE DIGIT TRANSACTION DESIRED:

=3

ENTER THE 18 CHARACTER STOCK NUMBER OF RECORD TO BE DELETED  
=1333-00-679-6043

RECORD 1333-00-679-6043 DOES NOT EXIST

ENTER THE ONE DIGIT TRANSACTION DESIRED:

=3

ENTER THE 18 CHARACTER STOCK NUMBER OF RECORD TO BE DELETED  
=1330-00-679-6043

RECORD 1330-00-679-6043 HAS BEEN DELETED FROM THE DATA BASE

ENTER THE ONE DIGIT TRANSACTION DESIRED:

E. Exercising the DISPLAY option:

ENTER THE ONE DIGIT TRANSACTION DESIRED:

=4

ENTER THE 18 CHARACTER STOCK NUMBER OF RECORD TO BE DISPLAYED

=1330-00-679-6043

RECORD 1330-00-679-6043 DOES NOT EXIST

ENTER THE ONE DIGIT TRANSACTION DESIRED:

=4

ENTER THE 18 CHARACTER STOCK NUMBER OF RECORD TO BE DISPLAYED

=1325-00-710-6771

NATIONAL STK NR - 1325-00-710-6771

STACKING HEIGHT - 0 PACKAGES

PACKAGE HEIGHT - 3.3 FT

PACKAGE WIDTH - 3.3 FT

PACKAGE LENGTH - 4.0 FT

UNITS PER PACKAGE - 12

PACKAGE GROSS WT - 0. LBS

PACKAGE NEW - 1200.0000 LBS

COMPATIBILITY ROUP - D

CLASS/DIVISION - 1.1

CATEGORY - 0

ENTER THE ONE DIGIT TRANSACTION DESIRED:

F. Exercising the TERMINATE option:

ENTER THE ONE DIGIT TRANSACTION DESIRED:

=5

YOU ARE NOW EXITING THE UPDATE PROGRAM

ADDED - 1

CHANGED - 1

DELETED - 1

TOTAL NUMBER OF RECORDS IN DATA BASE - 5

SYSTEM ?

4. Format Generator Program examples:

SYSTEM ?79C06/OBJECT/LPGEN - - enter the appropriate file string  
WELCOME TO THE INVENTORY PROGRAM

ENTER THE NATIONAL STOCK NUMBER OF MUNITION TO BE  
ENTERED IN INVENTORY AND HIT RETURN KEY  
IF FINISHED ENTER '\*' AND HIT RETURN  
=1325-00-710-6771

ENTER THE NUMBER OF LOTS FOR MUNITION 1325-00-710-6771  
=3

ENTER THE NUMBER OF PACKAGES FOR LOT 1

=400

ENTER THE NUMBER OF PACKAGES FOR LOT 2

=350

ENTER THE NUMBER OF PACKAGES FOR LOT 3

=400

ENTER NEXT STOCK NR OR '\*' IF FINISHED  
=1325-00-453-9903

STOCK NUMBER 1325-00-453-9903 IS REJECTED BECAUSE NEW = 0

ENTER NEXT STOCK NR OR '\*' IF FINISHED  
=\*

DO YOU WISH TO STOP PROGRAM NOW? (Y OR N)  
=N - - if you answer "Y" the program will stop

STORAGE FACILITY DATA IS NOW BEING GENERATED

PLEASE READ THIS QUESTION CAREFULLY...

DO YOU WISH TO ENTER A DIFFERENT PERCENTAGE OF USABLE  
VOLUME FOR EACH BUILDING? (Y OR N)

=Y - \*\*\* the following question will be repeated for EACH storage building

ENTER THE PERCENTAGE OF USABLE VOLUME FOR BUILDING XXXXXX E.G., 75.8  
=\*\*\* - - enter the percentage

if you answer "N" to the above question, the computer will display:

ENTER THE PERCENTAGE OF BUILDING VOLUME THAT  
IS CONSIDERED USABLE, E.G., 75.8  
=\*\*\* - - enter the percentage

and in either case the computer will continue with:

.  
.  
.

GENERATING OBJECTIVE FUNTCION AND CONSTRAINTS NOW,  
PLEASE WAIT....

THE OBJECTIVE FUNCTION IS NOW BEING ORGANIZED

NOW GENERATING MUNITION CONSTRAINTS....

STARTING THE BUILDING VOLUME CONSTRAINTS....

GENERATING GROUP AND SUBGROUP CONSTRAINTS NOW....

CONCLUDING BY GENERATING RHS...

| MUNITION INVENTORY CROSS REFERENCE LIST |                  |     |          |
|---|------------------|-----|----------|
| ID NR                                   | STOCK NUMBER     | LOT | PACKAGES |
| 1                                       | 1325-00-710-6771 | 1   | 400      |
| 2                                       | 1325-00-710-6771 | 2   | 350      |
| 3                                       | 1325-00-710-6771 | 3   | 400      |

| GROUP CROSS REFERENCE LIST |       |
|----------------------------|-------|
| ID NR                      | GROUP |
| 1                          | A     |
| 2                          | B     |
| 3                          | C     |
| 4                          | D     |
| 5                          | E     |
| 6                          | F     |
| 7                          | G     |
| 8                          | H     |
| 9                          | J     |
| 10                         | K     |
| 11                         | L     |
| 12                         | S     |

| CLASS CROSS REFERENCE LIST |        |
|----------------------------|--------|
| ID NR                      | CLASS  |
| 1                          | 1.1    |
| 2                          | 1.2/18 |
| 3                          | 1.2/12 |
| 4                          | 1.2/08 |
| 5                          | 1.2/04 |
| 6                          | 1.3    |
| 7                          | 1.4    |

THIS PROBLEM CONTAINS 23 DECISION VARIABLES IN THE  
OBJECTIVE FUNCTION AND 18 CONSTRAINTS

SPAWNING THE LP JOB NOW...

BYE

SNUMB # XXXXT

SYSTEM ?



## Appendix E

### LP/600 Output

After the user completes a LPGEN session, the computer will display the system identification number (item ① in the example at the end of this appendix) for the LP/600 job. The user should keep a record of these job numbers to use in identifying the job listings.

The first three pages of the job listing are called the execution report. The user can determine if the three activities of the job were successfully completed by examining the execution report. Each BEGIN ACTIVITY message should have a corresponding NORMAL TERMINATION message (see items ②, ③, ④). The next three pages of the job listing will contain the Agendum Control Program (item ⑤) responsible for controlling the LP/600 package.

The following page starts the row or constraint information for the inventory problem and is identified by the title ROWS (item ⑥). Each row is identified (item ⑦) by a KJ (internal identification) number, type (ZERO for = constraint, PLUS for < constraint), and row (constraint) name. An \* appearing after a KJ number implies that preceding rows not printed have zero L, PI, and RHS column values. The LOGICAL INDIC. column (item ⑧) indicates the status of each row and takes on one of the following values;

- \*BASIS - row is in the basis (final solution) and not at its bound;
- \*ATBND - row is in the basis and is at its bound (constraint is completely used up);
- blank - row is not in the basis.

The L-VALUE column (item 9) defines the slack or unused value for each row, e.g. the unused volume of a particular building. The PI column (item 10) identifies the marginal value - the amount of change in the slack value (L-VALUE) of the objective function (OBJECTIVE) row per unit increase in the right hand side value (RHS) for the row - for each row. The RHS column (item 11) displays the original right hand side values. There are four classes of constraints produced by LPGEN:

MUXXXX - each munition in the inventory is identified by internal identification number XXXX (see munition cross reference for associated national stock number).

BLDGXXXXXXVOL - identifies the volume constraint for building XXXXXX.

SSETXXXXXX - identifies the special set constraint for building XXXXXX.

BLDGXXXXXXGYCZ - identifies the subgroup net explosive weight constraint for building XXXXXX, group Y, and most restrictive class Z in this particular subgroup.

After all rows have been displayed, the next page will start the column or decision variable information and is identified by the title COLUMNS (item 12). As in the ROW output, the first three columns (item 13) identify each of the columns by a KJ number, type (INTEGER for integer decision variables, PLUS for > 0 decision variables, SSET for the special set decision variables), and column (decision variable) name. An \* after the KJ column number indicates that preceding columns not printed have zero X, DJ, and COST\*SCALE column values. The STRUCT. INDIC. column (item 14) indicates the status of each column and takes on one of the following values:

\*BASIS - column is in the basis (final solution) and not at its bound;

\*ATBND - column is in the basis and is at its bound (maximum value);

blank - column is not in the basis.

The X-VALUE column (item (15) ) displays the number of packages of the indicated munition to be stored in the indicated building. The user will have to use the munition cross reference list discussed later to identify the actual national stock number and lot of this munition. For example, column MUI C1BD1A refers to munition 1 to be stored in building 1A. Munition 1 might actually refer to lot 1 of national stock number 1325-00-710-6771. If fractions of packages are displayed in the X-VALUE column simply round to the nearest whole number. The DJ column (item (16) ) displays the amount by which the building load coefficient (COST\*SCALE) would have to be changed before the munition/building/subgroup variable could profitably be introduced into the basis. Another meaning of the DJ column value is the amount of change in the value of the objective function (OBJECTIVE row) if one package of the munition/building/subgroup variable was forced into the final solution. The COST\*SCALE column (item (17) ) displays the original building load coefficient for each column of the objective function. The RANGES column (item (18) ) displays the lower and upper bounds of each decision variable that is classified as an INTEGER type variable. There are three classes of decision variables produced by LPGEN:

MUXXXXCYBDZZZZZ - XXXX is the internal munition/lot identification  
(see munition cross reference for associated national stock number

and lot number), Y is the internal identification of the most restrictive class of munitions that X-VALUE packages of this munition are stored with (see class cross reference list for actual class/division), in building ZZZZZZ.

LEFT OVER MUXXXX - X-VALUE packages of munition XXXX could not be stored in the munition storage area.

SSBLDGXXXXXXGYCZ - a special set variable that allows for the selection of only one constraint from a set of net explosive weight constraints for each building to be used. The X-VALUE of this class of variable will be either 1 - if used or 0 - if not used. XXXXXX is the building number, Y is the internal identification of the group (see group cross reference list for actual group), and Z is the internal identification of the most restrictive class of munitions contained in the subgroup (see class cross reference list for the actual class/division).

After all columns have been displayed, the three cross reference lists will be printed. The munitions cross reference (item (19) ) displays the internal munition identification, national stock number, lot number, and number of packages of each munition entered in inventory. The group cross reference (item (20) ) displays the internal group identification number and associated compatibility group. The class cross reference (item (21) ) displays the internal class identification number and associated munition class/division/category as defined in AFR 127-100.

The following hypothetical example was composed, using the procedure described in section 4 of Appendix D in this manual. The munitions

cross reference (item (19)) indicates that three lots of munition national stock number 1325-00-710-6771, containing 400, 350, and 400 packages respectively, were entered into the inventory. One package of munition 1325-00-710-6771 is 3.3 ft by 3.3 ft by 4.0 ft, which is 43.56 cubic feet and contains 1200 pounds of NEW. This munition belongs to class 1.1 and compatibility group D. The munition storage area is composed of five buildings:

| BLDG | LEN   | WID  | SIDE WALL | RADIUS | 1.1 NEW(LBS) |
|------|-------|------|-----------|--------|--------------|
| 1A   | 40.3  | 26.5 | 0.0       | 13.4   | 100000       |
| 2B   | 60.0  | 25.0 | 12.0      | 0.0    | 100000       |
| 3C   | 100.0 | 50.0 | 12.0      | 0.0    | 100000       |
| 4D   | 60.0  | 25.0 | 12.0      | 13.0   | 100          |
| 5E   | 60.0  | 25.0 | 12.0      | 0.0    | 1000         |

The COLUMNS page (item (12)) displays the answers to this munitions inventory problem. The user only needs to search the X-VALUE column (item (15)) for non-zero entries to determine which munitions will be stored where, e.g. the first entry (item (22)) implies that 83 packages of munition 1 should be stored in building 1A. The overall results of this example are:

| MUN | BUILDING |    |    |    |    | LEFT OVER |
|-----|----------|----|----|----|----|-----------|
|     | 1A       | 2B | 3C | 4D | 5E |           |
| 1   | 83       |    | 83 |    |    | 234       |
| 2   |          | 83 |    |    |    | 267       |
| 3   |          |    |    |    |    | 400       |

Any non-zero value appearing in the left over columns indicates that not all of the inventory could be stored in the storage area. The storage area load factor (item (23)) displays a relative value of the density of the storage arrangement of the inventory i.e., large values imply high density storage configurations.

XX

XX XXXX XXXX XXXX  
X X X X X X X  
X X X X X X X  
XXXXX X X X X X X X  
X X X X X X X  
XXXX X X X XXXX XXXX

XX

0004 \$ IDENT #####,PTT. HUNTION OPTIMIZATION  
XX

XX XXXX XXXX XXXX  
X X X X X X X  
XXXXX X X X X X X X  
X X X X X X X  
X X X XXXX X X X

XX

99 1877 ENTERED CREATE AT 02.026 FROM 199/S 1-05-22

1

0001 \$ SVUMB 14771  
0002 \$ COMMENT 79C06  
0003 \$\$ USERID 79C065##### TSS-CARDIN

0004 \$ IDENT #####,PTT. HUNTION OPTIMIZATION  
0005 \$ ENTRY .LHSP  
0006 \$ USE .LHSP  
0007 \$ EXECUTE  
0008 \$ LIMITS (15;029K;0;0;5K

0009 \$\$ PRMFL H,P,R,R,A,F,LIB/LP,PAC  
0010 \$\$ PRMFL SO,M,L,79C06/DATA/LPOUT  
0011 \$ DISC AA,A1,TOR  
0012 \$ DISC AB,A2,TOR  
0013 \$ DISC AC,A3,TOR  
0014 \$ DISC AD,A4,TOR

0015 \$ DISC AE,A5,TOR  
0016 \$\$ PRMFL IM,R,L,79C06/DATA/LPINFO  
0017 \$ DATA I  
0018 \$ CONVER NSPTM  
0019 \$ LIMITS 1.6K;.2K

0020 \$\$ PRMFL IM,R,L,79C06/DATA/LPOUT  
0021 \$ REMOTE OT  
0022 \$ CONVER NSPTM  
0023 \$ LIMITS 1.6K;.2K

0024 \$\$ PRMFL IM,R,L,79C06/DATA/CHEFP  
0025 \$ REMOTE OT  
0026 \$ ENDJOB

TOTAL CARD COUNT THIS JOB = 00.039

2

9-BEGIN ACTIVITY 0-1-0850 12/07/79 SB=000000000000

\* NORMAL TERMINATION AT 032056 I=4000 SW=800000000000

START 2:221 LINES 26 PROC 0.0042 I/O 0.005 IU 5 MEMORY 29K  
STOP 2:243 LIMIT 5120 LIMIT 0.1500 CU 5 M+T 2420  
SWAP 0.001  
LAPSE 0.022 PC 0 TYPE BUSY IP/AB FP/RT IS/HC MS/MB ADDRESS-T#

I\* R D180 \* 27 1 1 1-05-16  
R\* R D180 \* 48 0 1 1-05-16  
M\* R D180 P 6526 0 840 840 0-24-17  
SO R D180 P 427 0 56 56 1-05-07  
AA R D180 \* 3181 0 120 120 0-04-05  
AS R D180 \* 1919 0 120 120 0-04-07  
AC R D180 \* 769 0 127 120 0-04-05  
AD R D180 \* 217 0 120 120 0-04-07  
AE R D180 \* 79 0 120 120 0-04-05  
IN R D180 P 258 4 22 22 1-05-07  
P\* SCOUT  
L\* R D270 \* 289 4 540 540 0-20-01  
\* L R D270 \* 26 0 60 60 0-20-02

LIST 26 LINES AT STA. SL

\* BEGIN ACTIVITY 2- COVER 127-779 SW=800000000000

REC-TTL DATE 730615  
INPUT COUNT 0.0133 OUTPUT COUNT 000133  
BLOCKS SKIPPED 0.000 IGNORE COUNT 000000

\* NORMAL TERMINATION AT 030676 I=2060 SW=800000000000

START 2:244 LINES 133 PROC 0.0002 I/O 0.001 IU 5 MEMORY 6K  
STOP 2:246 LIMIT 2048 LIMIT 0.0100 CU 5 M+T 53  
SWAP 0.000  
LAPSE 0.002 PC 0 TYPE BUSY IP/AB FP/RT IS/HC MS/MB ADDRESS-T#

IN R D180 P 308 4 56 56 1-05-07  
OT SCOUT  
P\* SCOUT

LIST 133 LINES AT STA. SL

\* BEGIN ACTIVITY 3- COVER 127-779 SW=800000000000

REC-TTL DATE 730615  
INPUT COUNT 0.000 OUTPUT COUNT 000040  
BLOCKS SKIPPED 0.000 IGNORE COUNT 000000

\* NORMAL TERMINATION AT 030676 I=2060 SW=800000000000

START 2:247 LINES 40 PROC 0.0002 I/O 0.001 IU 5 MEMORY 6K  
STOP 2:249 LIMIT 2048 LIMIT 0.0100 CU 5 M+T 55  
SWAP 0.000  
LAPSE 0.002 PC 0 TYPE BUSY IP/AB FP/RT IS/HC MS/MB ADDRESS-T#

IN R D180 P 77 4 19 19 1-05-07  
OT SCOUT  
P\* SCOUT

RC-13 40 LINES AT STA. SL

2

3

4

| ORIGIN | DATE | MODULE | ENTRY LOCATION | ENTRY LOCATION | ENTRY LOCATION | ENTRY LOCATION |
|--------|------|--------|----------------|----------------|----------------|----------------|
|--------|------|--------|----------------|----------------|----------------|----------------|

SUBPROGRAMS INCLUDED IN DECK.

|       |       |
|-------|-------|
| ENTRY | .LHSP |
| USE   | .LHSP |

SUBPROGRAMS OBTAINED FROM SYSTEM LIBRARY

|        |          |      |       |        |       |        |  |  |
|--------|----------|------|-------|--------|-------|--------|--|--|
| 071762 | 07/09/72 | PLKS | .LHSP | 071762 | .LHSP | 071767 |  |  |
| 071674 | 05/24/73 | GSET | .SETU | 071701 |       |        |  |  |

|                |        |      |        |      |        |
|----------------|--------|------|--------|------|--------|
| ALLOCATED CORE | 00004  | THRU | 071777 | SIZE | 072000 |
| RELOCATABLE    | 071674 | THRU | 071777 |      | 000104 |

|      |        |                   |
|------|--------|-------------------|
| PHFL | H,R,AF | LIB/LP.PAC        |
| PHFL | SO,W,L | 79C06/DATA/LPOUF  |
| DISC | AA,A1  | 1,1,1             |
| DISC | AB,A2  | 1,0,1             |
| DISC | AC,A3  | 1,0,1             |
| DISC | AD,A4  | 1,0,1             |
| DISC | AE,A5  | 1,0,1             |
| PHFL | IN,R,L | 79C06/DATA/LPINFO |
| DATA |        | 1                 |

1K. IS THE MINIMUM MEMORY NEEDED TO LOAD THIS ACTIVITY 730517 P/8  
 000012 LOCATIONS REQUIRED FOR LOAD TABLE  
 EXECUTION PROGRAM ENTERED AT 071762 THROUGH .SETU.



5

AGENDUM CONTROL PROGRAM

```

1  TERM OUTPUT
2  ARJOB SAVE
3  PUNCH
4  ENDLP
5  STATX STATUS
6  ENDLP ENDLP
7  DUMPH DUMP
8  NEXT NEXT
9  LPDUMP LPDUMP
10 JUMP JUMP
11 ISOL
12 OUTPUT
13 CURRENT
14 INVERT
15 CURXT CURRENT
16 DCSH CRASH
17 CURRENT
18 DPRI PRIMAL
19 CURRENT
20 DPN PRIMAL
21 NEXT
22 MACRO DCOMP
23 PERFORM DODEN
24 END
25 BODCH SET UMB=NEXT,NFS=NEXT;DOPRI=-DOPRI
26 RESET CRHS;CRMSH
27 DCHMB
28 RESET UMB; NFS
29 SET DOPRI=-DODCH
30
31 DCMINO
32 RESET DOPRI
33 NEXT
34 DCPRI PRIMAL
35 OUTPUT
36 DDHY DCINY
37 CURRENT
38 START RESET
39 PREPROCESS
40 TITLE MUNITION STORAGE OPTIMIZING
41 SET NOSOXO=0
42 CONVERT SOURCE=AHNO/IM, IDENS=NU
43 SETUP SOURCE=NU
44 SET OBJ=OBJECTIVE,RMS=BHS
45 SET SCALE=-1
46 CRASH
47 INTSET
48 RESET NOSOXO
49 OUTPUT
    
```

AGENDUM CONTROL PROGRAM

5

|    |            |                           |        |
|----|------------|---------------------------|--------|
| 50 | ENDLP      |                           |        |
| 51 | EXECUTE    |                           |        |
| 36 | START      | RESET                     | 8040 9 |
| 39 | PREPROCESS |                           | 8040 9 |
| 40 | TITLE      | MURKIN STORAGE OPTIMIZING | 8040 9 |
| 41 | SET        | MOSXO=ON                  | 8040 9 |

MUNITION STORAGE OPTIMIZING

84772 01 12/07/79

| PRMATHRU | : | : | OBJ=OBJECTIVE | : | RHSRHS | : | : | VERB6 | OUTPU | PAGE |
|----------|---|---|---------------|---|--------|---|---|-------|-------|------|
| 49       | : | : | 5             | : |        | : |   |       |       |      |
| 14       | : | : | OUTPUT        | : |        | : |   |       |       |      |
| 15       | : | : | INVERT        | : |        | : |   |       |       |      |
| 16       | : | : | CURRENT       | : |        | : |   |       |       |      |
| 17       | : | : | OUTPUT        | : |        | : |   |       |       |      |
| 18       | : | : |               | : |        | : |   |       |       |      |
| 19       | : | : |               | : |        | : |   |       |       |      |
| 20       | : | : |               | : |        | : |   |       |       |      |
| 21       | : | : |               | : |        | : |   |       |       |      |
| 22       | : | : |               | : |        | : |   |       |       |      |
| 23       | : | : |               | : |        | : |   |       |       |      |
| 24       | : | : |               | : |        | : |   |       |       |      |
| 25       | : | : |               | : |        | : |   |       |       |      |
| 26       | : | : |               | : |        | : |   |       |       |      |
| 27       | : | : |               | : |        | : |   |       |       |      |
| 28       | : | : |               | : |        | : |   |       |       |      |
| 29       | : | : |               | : |        | : |   |       |       |      |
| 30       | : | : |               | : |        | : |   |       |       |      |
| 31       | : | : |               | : |        | : |   |       |       |      |
| 32       | : | : |               | : |        | : |   |       |       |      |
| 33       | : | : |               | : |        | : |   |       |       |      |
| 34       | : | : |               | : |        | : |   |       |       |      |
| 35       | : | : |               | : |        | : |   |       |       |      |
| 36       | : | : |               | : |        | : |   |       |       |      |
| 37       | : | : |               | : |        | : |   |       |       |      |
| 38       | : | : |               | : |        | : |   |       |       |      |
| 39       | : | : |               | : |        | : |   |       |       |      |
| 40       | : | : |               | : |        | : |   |       |       |      |
| 41       | : | : |               | : |        | : |   |       |       |      |
| 42       | : | : |               | : |        | : |   |       |       |      |
| 43       | : | : |               | : |        | : |   |       |       |      |
| 44       | : | : |               | : |        | : |   |       |       |      |
| 45       | : | : |               | : |        | : |   |       |       |      |
| 46       | : | : |               | : |        | : |   |       |       |      |
| 47       | : | : |               | : |        | : |   |       |       |      |
| 48       | : | : |               | : |        | : |   |       |       |      |
| 49       | : | : |               | : |        | : |   |       |       |      |
| 50       | : | : |               | : |        | : |   |       |       |      |
| 51       | : | : |               | : |        | : |   |       |       |      |
| 52       | : | : |               | : |        | : |   |       |       |      |
| 53       | : | : |               | : |        | : |   |       |       |      |
| 54       | : | : |               | : |        | : |   |       |       |      |
| 55       | : | : |               | : |        | : |   |       |       |      |
| 56       | : | : |               | : |        | : |   |       |       |      |
| 57       | : | : |               | : |        | : |   |       |       |      |
| 58       | : | : |               | : |        | : |   |       |       |      |
| 59       | : | : |               | : |        | : |   |       |       |      |
| 60       | : | : |               | : |        | : |   |       |       |      |
| 61       | : | : |               | : |        | : |   |       |       |      |
| 62       | : | : |               | : |        | : |   |       |       |      |
| 63       | : | : |               | : |        | : |   |       |       |      |
| 64       | : | : |               | : |        | : |   |       |       |      |
| 65       | : | : |               | : |        | : |   |       |       |      |
| 66       | : | : |               | : |        | : |   |       |       |      |
| 67       | : | : |               | : |        | : |   |       |       |      |
| 68       | : | : |               | : |        | : |   |       |       |      |
| 69       | : | : |               | : |        | : |   |       |       |      |
| 70       | : | : |               | : |        | : |   |       |       |      |
| 71       | : | : |               | : |        | : |   |       |       |      |
| 72       | : | : |               | : |        | : |   |       |       |      |
| 73       | : | : |               | : |        | : |   |       |       |      |
| 74       | : | : |               | : |        | : |   |       |       |      |
| 75       | : | : |               | : |        | : |   |       |       |      |
| 76       | : | : |               | : |        | : |   |       |       |      |
| 77       | : | : |               | : |        | : |   |       |       |      |
| 78       | : | : |               | : |        | : |   |       |       |      |
| 79       | : | : |               | : |        | : |   |       |       |      |
| 80       | : | : |               | : |        | : |   |       |       |      |
| 81       | : | : |               | : |        | : |   |       |       |      |
| 82       | : | : |               | : |        | : |   |       |       |      |
| 83       | : | : |               | : |        | : |   |       |       |      |
| 84       | : | : |               | : |        | : |   |       |       |      |
| 85       | : | : |               | : |        | : |   |       |       |      |
| 86       | : | : |               | : |        | : |   |       |       |      |
| 87       | : | : |               | : |        | : |   |       |       |      |
| 88       | : | : |               | : |        | : |   |       |       |      |
| 89       | : | : |               | : |        | : |   |       |       |      |
| 90       | : | : |               | : |        | : |   |       |       |      |
| 91       | : | : |               | : |        | : |   |       |       |      |
| 92       | : | : |               | : |        | : |   |       |       |      |
| 93       | : | : |               | : |        | : |   |       |       |      |
| 94       | : | : |               | : |        | : |   |       |       |      |
| 95       | : | : |               | : |        | : |   |       |       |      |
| 96       | : | : |               | : |        | : |   |       |       |      |
| 97       | : | : |               | : |        | : |   |       |       |      |
| 98       | : | : |               | : |        | : |   |       |       |      |
| 99       | : | : |               | : |        | : |   |       |       |      |
| 100      | : | : |               | : |        | : |   |       |       |      |

5

LU77E 01 12/07/79

MUNITION STORAGE OPTIMIZING

VERB4 OUTPUT PAGE 8

PRVARS=HU : PUNCT= 826.1838226 OBJ=OBJECT:IVE 1

RMS=RMS 1

ROWS 6

7

8

9

10

11

| ROW NO | TYPE | OBJECT | IVE | INIC   | L-VALUE         | PI            | RMS             | RANGES |
|--------|------|--------|-----|--------|-----------------|---------------|-----------------|--------|
| 1      | FREE | MU1    |     | *BASIS | 826.18382080+   | 1.00000000-   | 400.00000000+   |        |
| 2      | ZERO | MU2    |     |        |                 | 1.00000000-   | 350.00000000+   |        |
| 3      | ZERO | MU3    |     |        |                 | 1.00000000-   | 400.00000000+   |        |
| 4      | ZERO | MU3    |     |        |                 | 1.00000000-   | 6911.50299072+  |        |
| 5      | PLUS | BLDG   | 1A  | *BASIS | 3281.50295575+  |               | 13900.00000000+ |        |
| 6      | PLUS | BLDG   | 2B  | *BASIS | 9869.99996503+  |               | 45000.00000000+ |        |
| 7      | PLUS | BLDG   | 3C  | *BASIS | 41369.99996503+ |               | 10071.3118965+  |        |
| 8      | PLUS | BLDG   | 4D  | *BASIS | 10067.6818961+  |               | 13500.00000000+ |        |
| 9      | PLUS | BLDG   | 5E  | *BASIS | 13463.69999965+ |               |                 |        |
| 10     | PLUS | BLDG   | 1A  | GUC1   |                 | 20127101+     |                 |        |
| 11     | ZERO | SSET   | 1A  |        |                 | 127.10094576+ | 1.00000000+     |        |
| 12     | PLUS | BLDG   | 2B  | GUC1   |                 | 30105740+     |                 |        |
| 13     | ZERO | SSET   | 2B  |        |                 | 409.74074058+ | 1.00000000+     |        |
| 14     | PLUS | BLDG   | 3C  | GUC1   |                 | 20090055+     |                 |        |
| 15     | ZERO | SSET   | 3C  |        |                 | 99.05555580+  | 1.00000000+     |        |
| 16     | PLUS | BLDG   | 4D  | GUC1   |                 | 00083363+     |                 |        |
| 17     | ZERO | SSET   | 4D  |        |                 | 08336337+     | 1.00000000+     |        |
| 18     | PLUS | BLDG   | 5E  | GUC1   |                 | 00083557+     |                 |        |
| 19     | ZERO | SSET   | 5E  |        |                 | 83557407+     | 1.00000000+     |        |

PRVAR=PU : FUNCT= 826.183822# OBJ=OBJECT:IVE : RNS=RNS 6 :

COLUMNS: 12 13 14 15 16 17 18

| COL NO | TYPE  | COLUMN NAME   | INDSC: | X-VALUE       | DV | COST-SCALE  | RANGES        |
|--------|-------|---------------|--------|---------------|----|-------------|---------------|
| 2      | RANGE | MU1 C18D 1A   | *BASIS | 83.333333333+ | .  | .52521135-  | .0 400.0      |
| 21     | RANGE | MU1 C18D 2B   | *BASIS | 83.333333333+ | .  | .26888888-  | .0 400.0      |
| 22     | RANGE | MU1 C18D 3C   | *BASIS | 83.333333333+ | .  | .08066667-  | .0 400.0      |
| 23     | RANGE | MU1 C18D 4D   | *BASIS | .83333333+    | .  | .00036043-  | .0 400.0      |
| 24     | RANGE | MU1 C18D 5E   | *BASIS | .83333333+    | .  | .00268889-  | .0 400.0      |
| 25     | RANGE | MU2 C18D 1A   | *BASIS | 83.333333333+ | .  | .52521135-  | .0 350.0      |
| 26     | RANGE | MU2 C18D 2B   | *BASIS | 83.333333333+ | .  | .26888888-  | .0 350.0      |
| 27     | RANGE | MU2 C18D 3C   | *BASIS | .83333333+    | .  | .08066667-  | .0 350.0      |
| 28     | RANGE | MU2 C18D 4D   | *BASIS | .83333333+    | .  | .00036043-  | .0 350.0      |
| 29     | RANGE | MU2 C18D 5E   | *BASIS | .83333333+    | .  | .00268889-  | .0 350.0      |
| 3      | RANGE | MU3 C18D 1A   | .      | .             | .  | .52521135-  | .0 400.0      |
| 31     | RANGE | MU3 C18D 2B   | .      | .             | .  | .26888888-  | .0 400.0      |
| 32     | RANGE | MU3 C18D 3C   | .      | .             | .  | .08066667-  | .0 400.0      |
| 33     | RANGE | MU3 C18D 4D   | .      | .             | .  | .00036043-  | .0 400.0      |
| 34     | RANGE | MU3 C18D 5E   | .      | .             | .  | .00268889-  | .0 400.0      |
| 35     | PLUS  | LEFT OVER MU1 | *BASIS | 232.56000000+ | .  | 1.00000000+ |               |
| 36     | PLUS  | LEFT OVER MU2 | *BASIS | 266.58333333+ | .  | 1.00000000+ |               |
| 37     | PLUS  | LEFT OVER MU3 | *BASIS | 400.00000000+ | .  | 1.00000000+ |               |
| 39     | SSET  | SSBLDG 1A     | *BASIS | 1.00000000+   | .  | .           |               |
| 41     | SSET  | SSBLDG 2B     | *BASIS | 1.00000000+   | .  | .           |               |
| 43     | SSET  | SSBLDG 3C     | *BASIS | 1.00000000+   | .  | .           |               |
| 45     | SSET  | SSBLDG 4D     | *BASIS | 1.00000000+   | .  | .           |               |
| 47     | SSET  | SSBLDG 5E     | *BASIS | 1.00000000+   | .  | .           |               |
| 48     | RHS   |               |        |               |    |             | 826.18382040- |

DATE 01 12/07/79

MUNITION STORAGE OPTIMIZING

VERB# RNDLP PAGE 6

PRNAM=MO I I PUNCT= 826.183826 OBJ=OBJECTIVE I RNS=RNS C I

50 RNDLP 8076 14

23

SRND = 1877, ACTIVITY # 03, REPORT CODE = 13, RECORD COUNT = 00049

MUNITION INVENTORY CROSS REFERENCE LIST

| 20-WE | STOCK NUMBER     | LOT | PACKAGES |
|-------|------------------|-----|----------|
| 1     | 1325-00-710-6771 | 1   | 480      |
| 2     | 1325-00-710-6771 | 2   | 380      |
| 3     | 1325-00-710-6771 | 3   | 480      |

19

GROUP CROSS REFERENCE LIST

| ID NR | GROUP |
|-------|-------|
| 1     | A     |
| 2     | B     |
| 3     | C     |
| 4     | D     |
| 5     | E     |
| 6     | F     |
| 7     | G     |
| 8     | H     |
| 9     | J     |
| 10    | K     |
| 11    | L     |
| 12    | S     |

20

CLASS CROSS REFERENCE LIST

| ID NR | CLASS  |
|-------|--------|
| 1     | 1.1    |
| 2     | 1.2/18 |
| 3     | 1.2/12 |
| 4     | 1.2/08 |
| 5     | 1.2/04 |
| 6     | 1.3    |
| 7     | 1.4    |

21

THIS PROBLEM CONTAINS 23 DECISION VARIABLES IN THE OBJECTIVE FUNCTION AND 18 CONSTRAINTS



Appendix B

MUNITION STORAGE OPTIMIZING SYSTEM (MSOS)

PROGRAM DOCUMENTATION

This appendix is considered a stand-alone document and will be paged numbered accordingly.

MUNITION STORAGE OPTIMIZING SYSTEM (MSOS)

PROGRAM DOCUMENTATION

Prepared  
by  
Louis M. Gusmus  
3 December 1979

## CONTENTS

| Chapter    | Title                                      | Page |
|------------|--|------|
| I.         | MSOS Description .....                     | 1    |
| Appendix A | Data Base Layouts .....                    | A-1  |
| Appendix B | General Utility Program Flow .....         | B-1  |
| Appendix C | SBDB Utility Program Flow Chart .....      | C-1  |
| Appendix D | SBDB Utility Program Source Listing .....  | D-1  |
| Appendix E | MSADB Utility Program Flow Chart .....     | E-1  |
| Appendix F | MASDB Utility Program Source Listing ..... | F-1  |
| Appendix G | NSNDB Utility Program Flow Chart .....     | G-1  |
| Appendix H | NSNDB Utility Program Source Listing ..... | H-1  |
| Appendix I | Format Generator Program Flow .....        | I-1  |
| Appendix J | Format Generator Program Flow Chart .....  | J-1  |
| Appendix K | Format Generator Program Source Listing .. | K-1  |

## I. Munition Storage Optimizing System Description

The Munition Storage Optimizing System (MSOS) is designed to operate on the Honeywell 600 or 6000 series computer systems. The MSOS consists of four Time Sharing System FORTRAN programs: the Standard Building Data Base Utility Program (SBDBUP); the Munition Storage Area Data Base Utility Program (MSADBUP); the National Stock Number Data Base Utility Program (NSNDBUP); and the Format Generator Program (LPGEN). Since the utility programs perform the same functions on the different data bases, only a general discussion will be presented about them.

Before using the utility programs the corresponding data bases must be created as sequential ASCII files using one of the following procedures:

- (1) If data is to be preloaded, then enter the data according to the appropriate format defined in Appendix A; or
- (2) If no data is to be preloaded then the file must have one record that contains the value "099" starting in column one.

This record must be deleted during the first run of the corresponding utility program in which data records are added, by requesting to delete record "9". The proper file name of the data base will have to be entered in the INITIAL subroutine of the corresponding utility program source code. This must be done for each of the three data bases. Once the data bases are created, the utility programs can be used.

The flow of the utility program is to first check the mode of operation in subroutine START. If it is not ASCII, then the program

requests user to restart in ASCII mode. Next, the data base is opened and a work file created by subroutine OPEN. The data base is copied on to the work file by subroutine INITIAL. Then any desired transactions are performed by subroutine ACTION. When all transactions are completed, the work file is written on to the data base file. Both files are then closed and program execution is terminated. See Appendix B and appropriate appendices for more details.

In order to use LPGEN, three more files must be created:

- (1) LPINFO - the formatted output of LPGEN used by the LP/600 package;
- (2) CRSREF - the munition, group, and class cross references file;  
and
- (3) LPOUT - the output of the LP/600 package.

These three files should be created as sequential files. Maximum file size should be set to 2000 blocks for LPINFO and 100 blocks for both LPOUT and CRSREF. The actual size of LPINFO is highly dependent on munition inventory and number of storage buildings. LPOUT is not used directly by LPGEN, but must be created prior to exercising LPGEN.

The flow of LPGEN is to first, check the mode of operation in subroutine START. If it is BCD, the program requests user to restart in ASCII mode. Next, the SBDB, MSADB, NSNDB, LPINFO, and CRSREF files are opened and munition, building, decision variables, and JCL work files are created by subroutine OPEN. The user enters the stock number, number of lots, and number of packages in each lot for the munitions inventory in subroutine MUNINV. MUNINV identifies every group/class combination of munition inventory in array MGP for later use, calculates the volume and density factor (NEW / volume) of each package of

munition, and writes selected information on the munition work file (file code 02). Since the munition stock number is 18 characters, MUNINV attaches an internal identification number to each munition/lot combination, then writes this information along with the number of packages of the lot to the cross reference file and closes the NSNDB file. Subroutine STORE allows the user to enter the percentage of usable volume for each building separately or once for the entire storage area. Then subroutine BLDVOL calculates the usable volume for each building, writes this information to the building work file (file code 07), and closes the SBDB and MSADB files. Subroutine FORM is the driver routine for formatting the LPINFO file and performs, in succession:

- (1) subroutine OBJCTV - responsible for generating the objective function and its coefficients;
- (2) subroutine MUNITN - responsible for generating the munition constraints;
- (3) subroutine VOLUME - responsible for generating the building volume constraints;
- (4) subroutine SSET - responsible for generating special set variables;
- (5) subroutine BLDNEW - responsible for generating the NEW constraints for each building; and
- (6) subroutine RHANDS - responsible for generating the right hand side of the constraints.

FORM then closes the LPINFO file, the munition, building, and decision variable work files. Subroutine CLOSE writes the group and class cross references to CRSREF, prints a message informing the user how many

decision variables and constraints were generated, then closes the CRSREF file. Finally, subroutine SPAWN calculates the time and core requirements based on the number of constraints generated, creates the JCL needed to call LP/600, spawns the job, closes the JCL work file, and terminates the execution of LPGEN. See Appendices I, J, and K for more details.

The most complicated subroutine in LPGEN is BLDNEW. This routine can generate up to 84 constraints per building, depending on the number of munition group/class combinations identified in array MGP. After a building record is read from the building work file, the maximum NEW of each class is sorted in descending order along with the class identifier. The first group (column) of MGP is then checked to see if any of the munition inventory belongs to it. If none belong, each subsequent group is checked until a group is found that contains some of the munitions. The classes in that group are then identified and counted. Starting with the most restrictive NEW class, a constraint is generated that contains all munitions belonging to the current group and class or to less restrictive classes. The next most restrictive NEW class belonging to the current group is found and a constraint is generated that contains all munitions belonging to the current group and to the current class or less restrictive classes. This procedure is continued until all classes of each group have been processed for the current building. Then the next building record is read and the above process is repeated.

The following appendices should give a very detailed view of each of the programs. Appendix A displays the layout of each of the data bases; Appendices B and I are the Program Design Language (PDL) structures used

in developing the programs; Appendices C, E, G, and J are computer generated flow charts of the programs; and finally Appendices D, F, H, and K are the source listings.



Appendix B

General Utility Program Flow

LEVEL 1

```
XXXDB     MAIN
  "check mode of operation"
  "open and create needed files"
  "perform desired transactions on records"
  "update the data base"
  "close the files"
END       XXXDB
```

LEVEL 2

```
XXXDB     MAIN

  "if the mode of operation is ASCII continue otherwise restart"
  "open data base file"
  "create work file"
  "read data base into work file"
  "add records"
  "change records"
  "delete records"
  "display records"
  "finished all transactions for data base"
  "write updated data base"
  "stop"

END       XXXDB
```

LEVEL 3

```
XXXDB     MAIN

  PERFORM START
  IF "error switch not on"
    THEN
      PERFORM OPEN
      PERFORM INITIAL
      PERFORM ACTION
    ELSE "stop"
  ENDIF

END       XXXDB
```

LEVEL 3

START       ROUTINE

IF "mode is BCD"  
  THEN "turn error switch on and  
        print restart message"  
  ELSE  
  ENDIF

END        START

LEVEL 3

OPEN        ROUTINE

OPEN "the data base file"  
CREATE the data base work file"

END        OPEN

LEVEL 3

INITIAL     ROUTINE

READ "first record from data base file"  
DO WHILE "not end of data base file"  
  WRITE "record on data base work file"  
  INCREMENT "record counter by 1"  
  READ "next record from data base file"  
ENDDO

END        INITIAL

LEVEL 3

ACTION        ROUTINE

```
PRINT "enter transaction desired"
DO WHILE "type transaction NE finished"
  READ "type transaction"
  IF "type transaction EQ add
    THEN "add new record"
  ELSE
    IF "type transaction EQ change"
      THEN "change existing record"
    ELSE
      IF "type transaction EQ delete"
        THEN "delete existing record"
      ELSE
        IF "type transaction EQ display"
          THEN "display existing record"
        ELSE
          ENDIF
        ENDIF
      ENDIF
    ENDIF
  ENDIF
  PRINT "enter next type transaction desired"
ENDDO
REWIND "data base file and work file"
READ "first record from work file"
DO WHILE "not end of work file"
  WRITE "record to data base file"
  READ "next record from work file"
ENDDO
PRINT "transaction summary"
```

END            ACTION

LEVEL 4

| ACTION   | ROUTINE   |
|----------|---|
| PRINT    | "type transaction desired ?"  |
| READ     | "type transaction"  |
| DO WHILE | "type transaction NE (5) finished all transactions"   |
| IF       | "type transaction EQ (1) add"   |
| THEN     | "ask for new record id"   |
|          | "search work file for a match"  |
|          | IF "no match"   |
|          | THEN "add and display new record"   |
|          | INCREMENT "add counter by 1"  |
|          | ELSE "display message stating record already exists"  |
|          | ENDIF   |
|          | IF "type transaction EQ (2) change"   |
|          | THEN "ask for record id"  |
|          | "search work file for match"  |
|          | IF "match"  |
|          | THEN "ask for the item to be changed and repeat until all items for this record are updated, then display updated record" |
|          | INCREMENT "change counter by 1"   |
|          | ELSE "display message stating record does not exist"  |
|          | ENDIF   |
|          | ELSE  |
|          | IF "type transaction EQ (3) delete"   |
|          | THEN "ask for record id"  |
|          | "search work file for a match"  |
|          | IF "match"  |
|          | THEN "delete record and display message stating record was deleted"   |
|          | INCREMENT "delete counter by 1"   |
|          | ELSE "display message stating record does not exist"  |
|          | ENDIF   |
|          | ELSE  |
|          | IF "type transaction EQ (4) display"  |
|          | THEN "ask for record id"  |
|          | "search work file for match"  |
|          | IF "match"  |
|          | THEN "display the record"   |
|          | ELSE "display message stating record does not exist"  |
|          | ENDIF   |
|          | ELSE  |
|          | ENDIF   |
|          | ENDIF   |
|          | ENDIF   |
| PRINT    | "type transaction desired ?"  |
| READ     | "next type transaction"   |
| ENDDO    |   |
| PERFORM  | CLOSE   |
| PRINT    | "transaction summary"   |
| END      | ACTION  |

LEVEL 4

CLOSE        ROUTINE

```
REWIND "data base and work file"
READ "first record from work file"
DO WHILE "not end of work file"
  IF "record was not deleted"
    THEN "write record to data base"
      INCREMENT "total record counter by 1"
    ELSE
  ENDIF
  READ "next record from work file"
ENDDO
CLOSE "data base and work file"
```

END        CLOSE

LEVEL 5

ACTION        ROUTINE

```
PERFORM MESSAG
READ "ACT"
DO WHILE "ACT NE 5"
  IF "ACT EQ 1"
    THEN PERFORM ITEM "add"
      PERFORM MESSAG "display record"
    ELSE
      IF "ACT EQ 2"
        THEN PERFORM ITEM "change"
          PERFORM MESSAG "display record"
        ELSE
          IF "ACT EQ 3"
            THEN PERFORM DELREC "delete record"
          ELSE
            IF "ACT EQ 4"
              THEN PERFORM SEARCH
                PERFORM MESSAG "display record"
            ELSE
          ENDIF
        ENDIF
      ENDIF
    ENDIF
  PERFORM MESSAG
  READ "next ACT"
ENDDO
PERFORM CLOSE
PERFORM MESSAG
```

END        ACTION

LEVEL 5

MESSAG        ROUTINE

```
"depending on type information needed display:"  
  "welcome to utility program"  
  "enter type action desired"  
  "record does not exist"  
  "record already exists"  
  "record has been deleted"  
  "record description"  
  "transaction summary"
```

END            MESSAG

LEVEL 5

ITEM          ROUTINE

```
IF "ACT EQ 1 (add record)"  
  THEN PERFORM SEARCH  
    IF "record does not exist"  
      THEN "add new record"  
          INCREMENT "add counter by 1"  
          PERFORM RITE  
    ELSE  
      ENDIF  
  ELSE "ACT EQ 2 (change record)"  
    PERFORM SEARCH  
    IF "record exists"  
      THEN PRINT "enter item number to be changed"  
          READ "item number to be changed"  
          DO WHILE "all items are not changed"  
            PRINT "enter value for item"  
            READ "value for item"  
            PRINT "enter next item number to be changed"  
            READ "next item number to be changed"  
          ENDDO  
          INCREMENT "change counter by 1"  
          PERFORM RITE  
          PERFORM MESSAG  
    ELSE  
      ENDIF  
  ENDIF
```

END            ITEM

LEVEL 5

DELREC        ROUTINE

```
PERFORM SEARCH
IF "record exists"
  THEN "mark record to be skipped at closing time"
      PERFORM RITE
      INCREMENT "delete counter by 1"
ELSE
ENDIF
```

END            DELREC

LEVEL 5

SEARCH        ROUTINE

```
PRINT "enter the record you are looking for"
READ "record id"
REWIND "work file"
READ "first record from work file"
DO WHILE "not end of work file"
  IF "match"
    THEN "identify record as found and stop search"
  ELSE
ENDIF
READ "next record from work file"
ENDDO
```

END            SEARCH

LEVEL 5

RITE         ROUTINE

```
WRITE "new, changed, or deleted record to work file"
```

END            RITE

Appendix C

SBDB Utility Program Flow Chart



Appendix A

Data Base Layouts

I. Standard Building Data Base - contains 13 items:

1. BUILDING TYPE (value of 01 to 99)
2. BUILDING TYPE NAME (six character id) not used by MSOS
3. ROOF TYPE ("RND" for igloo or "FLT" for other type buildings)
4. INNER BUILDING LENGTH (999.99) FT
5. INNER BUILDING WIDTH (999.99) FT
6. ROOF RADIUS (999.99) FT
7. SIDE WALL HEIGHT (99.99) FT
8. WALL THICKNESS (9.99) FT \*
9. ROOF THICKNESS (9.99) FT \*
10. ENTRANCE HEIGHT (99.99) FT \* \* not used by MSOS
11. ENTRANCE WIDTH (99.99) FT \*
12. DOOR THICKNESS (9.99) FT \*
13. BUILDING MAX WT (9999.99) TONS \*

FORMAT (I2,A6,A3,3F6.2,F5.2,2F4.2,2F5.2,F4.2,F7.2)

II. Munition Storage Area Data Base - contains 10 items:

1. BUILDING TYPE (value of 01 to 99, must match a record in SBDB)
2. BUILDING NAME (six character id) not used by MSOS
3. BUILDING NUMBER (six character building number)
4. MAX NEW FOR CLASS 1.1 \*
5. MAX NEW FOR CLASS 1.2 CATEGORY 04 \*
6. MAX NEW FOR CLASS 1.2 CATEGORY 08 \*
7. MAX NEW FOR CLASS 1.2 CATEGORY 12 \* \* \* (9999999) LBS
8. MAX NEW FOR CLASS 1.2 CATEGORY 18 \*
9. MAX NEW FOR CLASS 1.3 \*
10. MAX NEW FOR CLASS 1.4 \*

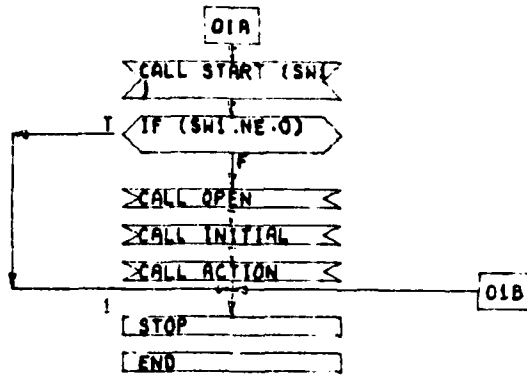
FORMAT (I2,2A6,7I7)

III. National Stock Number Data Base - contains 11 items:

1. STACKING HEIGHT in packages (9999) packages
2. NATIONAL STOCK NUMBER (9999-999-99-9999AA)
3. PACKAGE HEIGHT (999.9) FT
4. PACKAGE WIDTH (999.9) FT
5. PACKAGE LENGTH (999.9) FT
6. UNITS PER PACKAGE (9999) UNITS
7. PACKAGE GROSS WEIGHT (99999.9999) LBS
8. PACKAGE NEW (99999.9999) LBS
9. MUNITION COMPATIBILITY GROUP (A)
10. MUNITION CLASS/DIVISION (9.9)
11. MUNITION CATEGORY (99) used for class 1.2 only

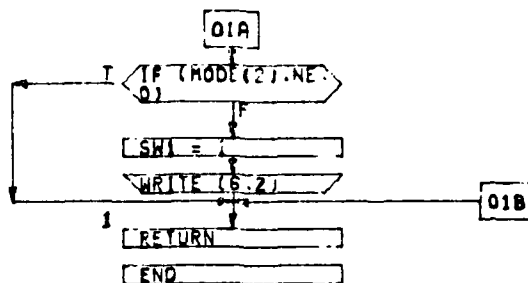
FORMAT (I4,A18,3F5.1,I4,2F10.4,A1,A3,I2)

SBDBUP



THIS PAGE IS BEST QUALITY PRACTICABLE  
FROM COPY FURNISHED TO BDC

SUBROUTINE START

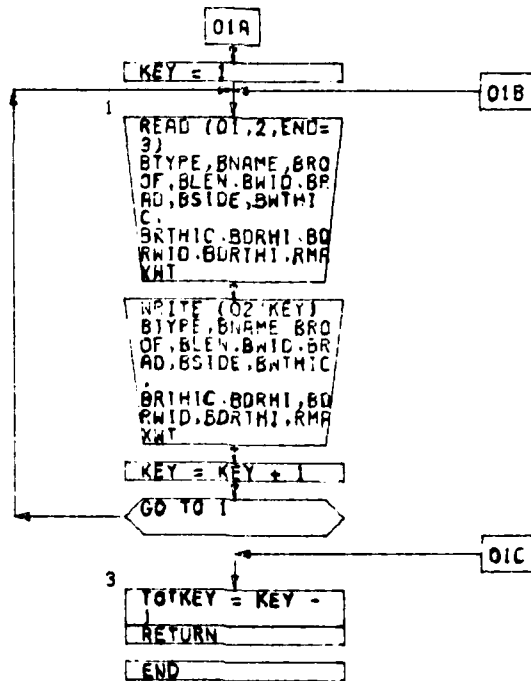


SUBROUTINE OPEN

```
01A  
CALL ATTACH (01  
79C06  
/DATA/SDD9  
CALL CREATE (02  
200.1.1STAT2)  
CALL RANSIZ (02  
20.0)  
RETURN  
END
```

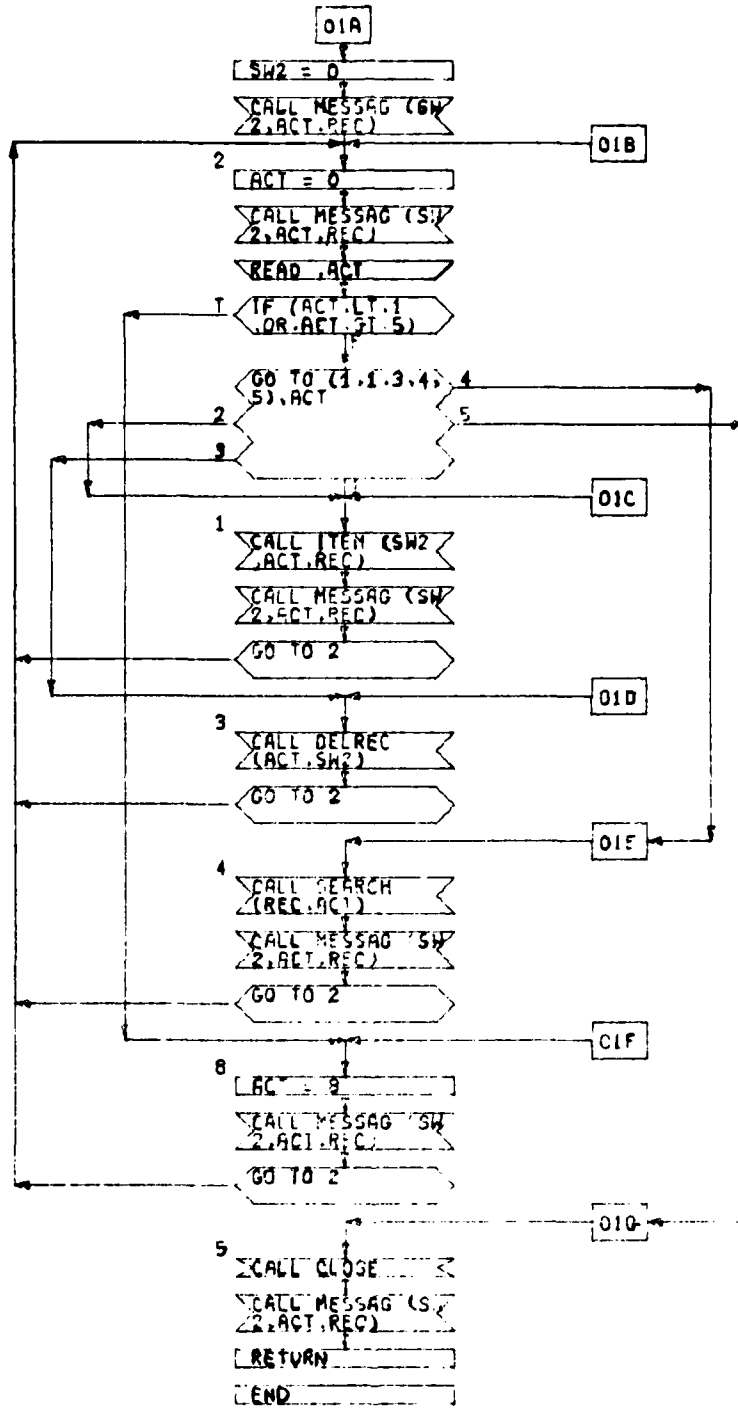
THIS PAGE IS BEST QUALITY PRACTICABLE  
FROM COPY 1 OF ORIGINAL TO DDC

SUBROUTINE INITIAL



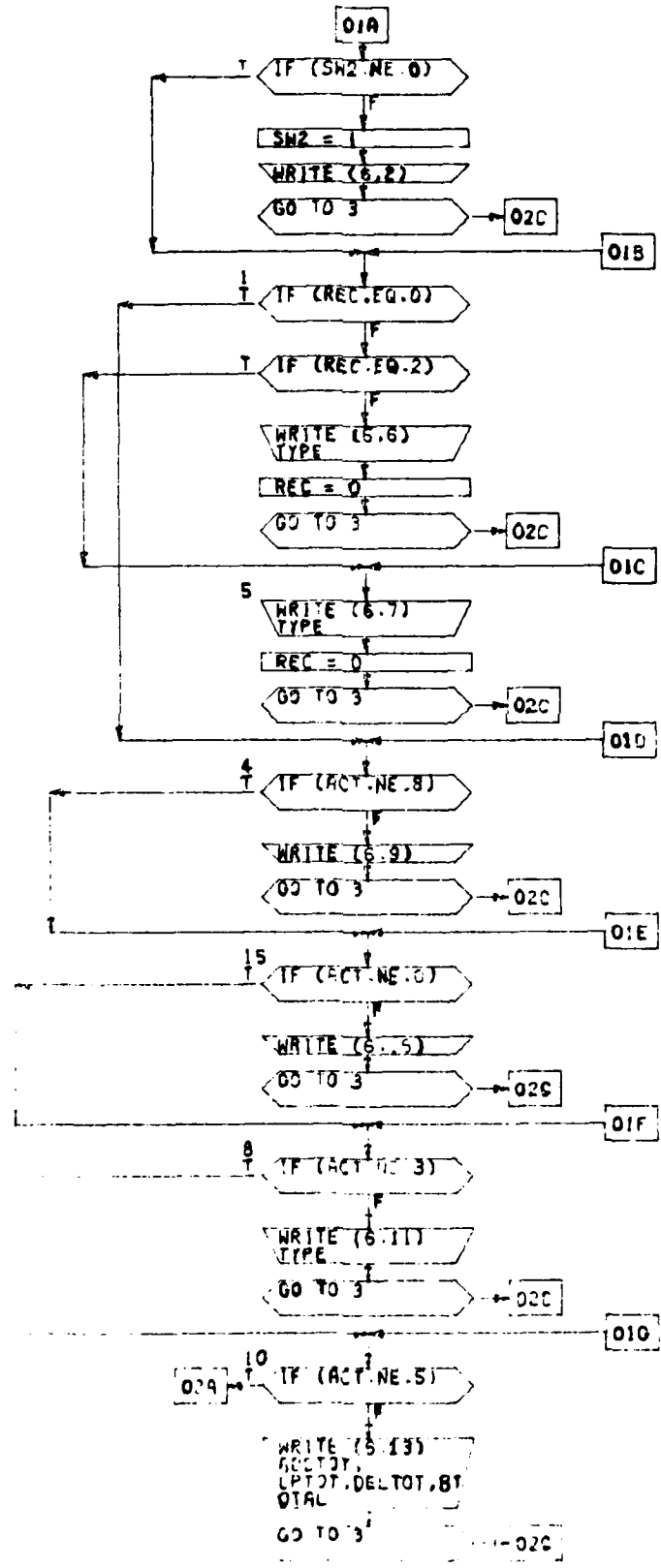
THIS DOCUMENT CONTAINS NEITHER RECOMMENDATIONS NOR  
CONCLUSIONS OF THE NATIONAL BUREAU OF STANDARDS  
AND IS SUBJECT TO SUCH REVISIONS AS MAY BE NECESSARY

SUBROUTINE ACTION



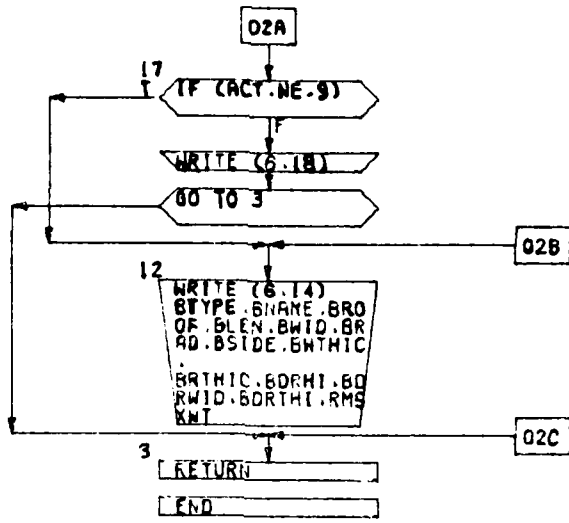
THIS PAGE IS BEST QUALITY PRACTICABLE  
FROM U.S. GOVERNMENT PRINTING OFFICE

LINE MESSAG



THIS PAGE IS BEST QUALITY PRACTICABLE FROM COPY FURNISHED TO DOD

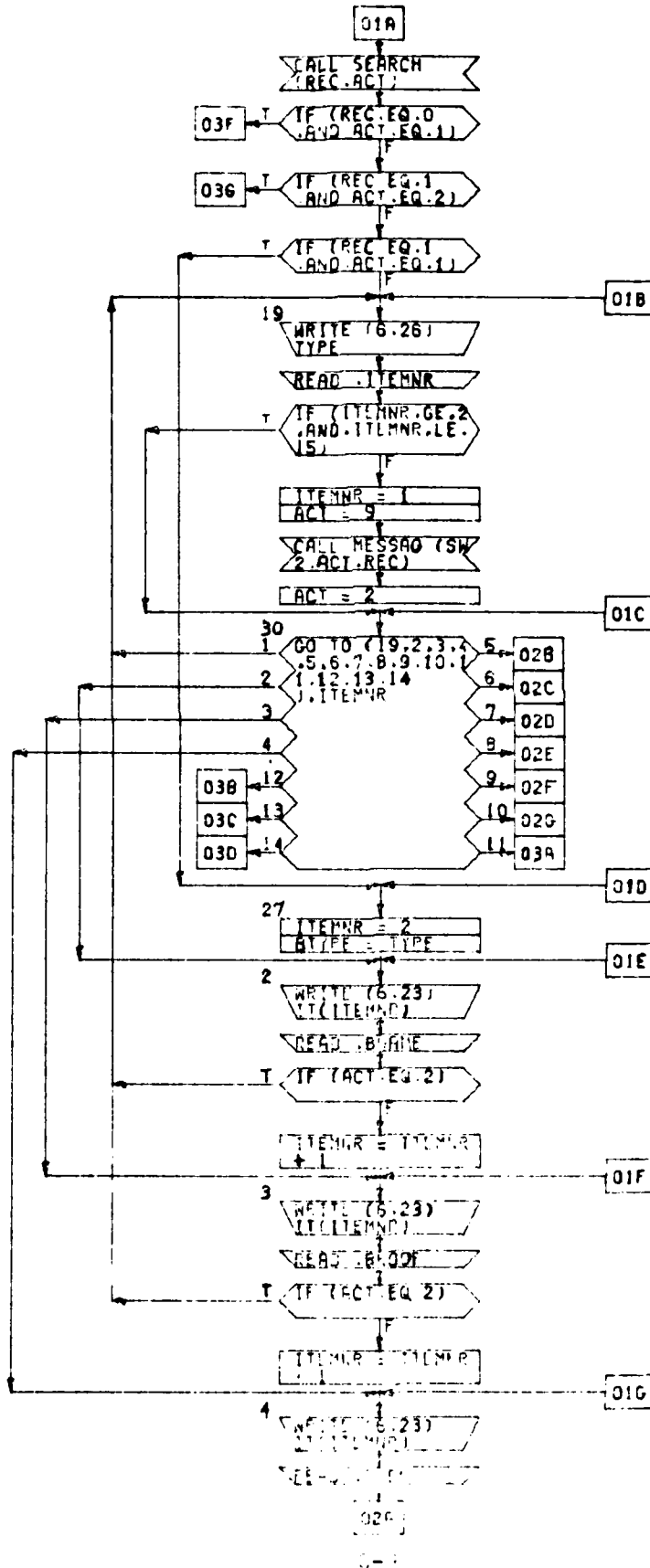
SUBROUTINE MESSAG



ALL INFORMATION CONTAINED  
HEREIN IS UNCLASSIFIED

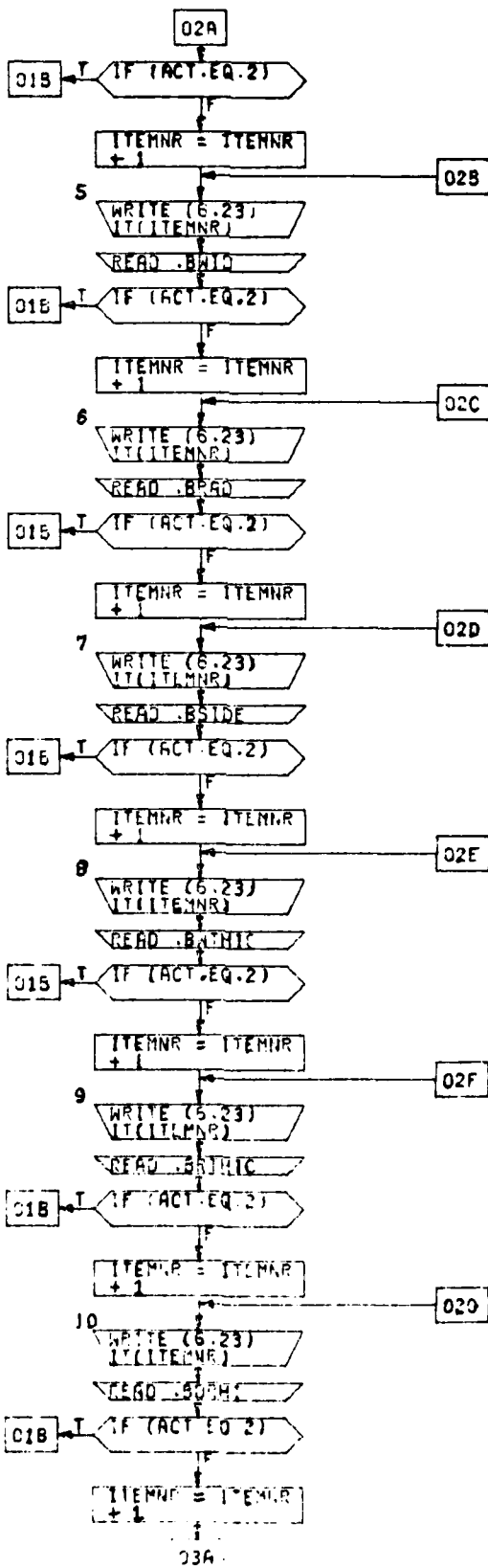


SUBROUTINE ITEM



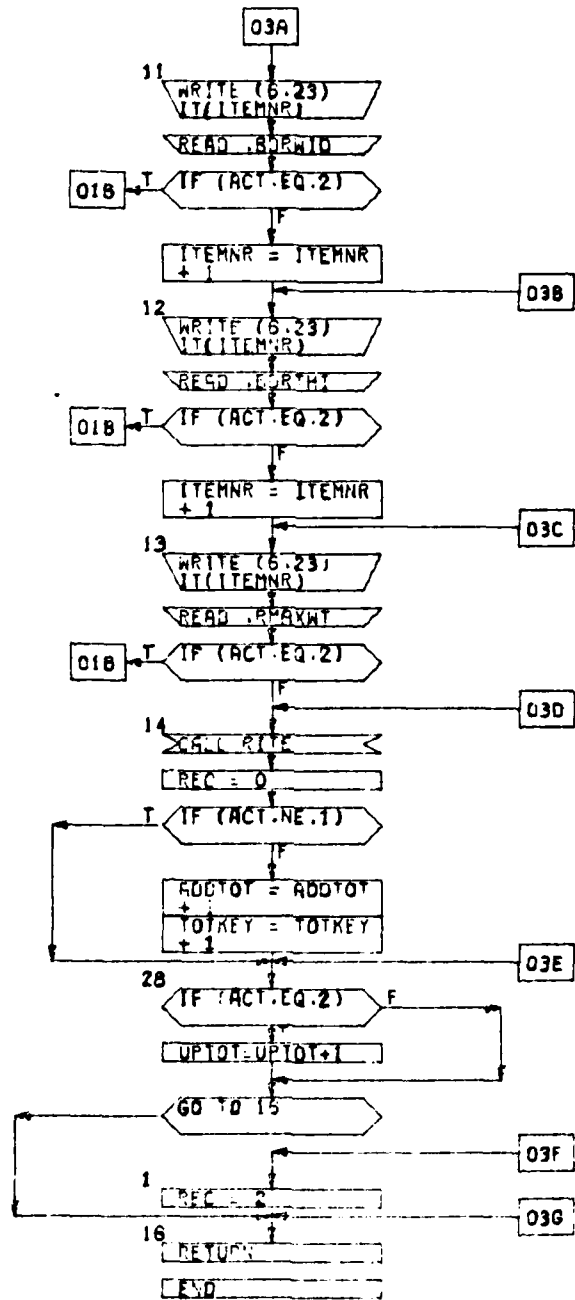
THIS PAGE IS BEST QUALITY PRACTICABLE FROM COPY FURNISHED TO DDC

SUBROUTINE ITEM



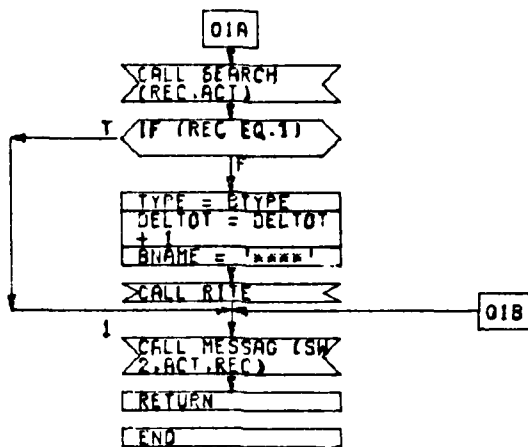
THIS PUBLIC RELEASE UNDER EXECUTIVE ORDER 11652

SUBROUTINE ITEM



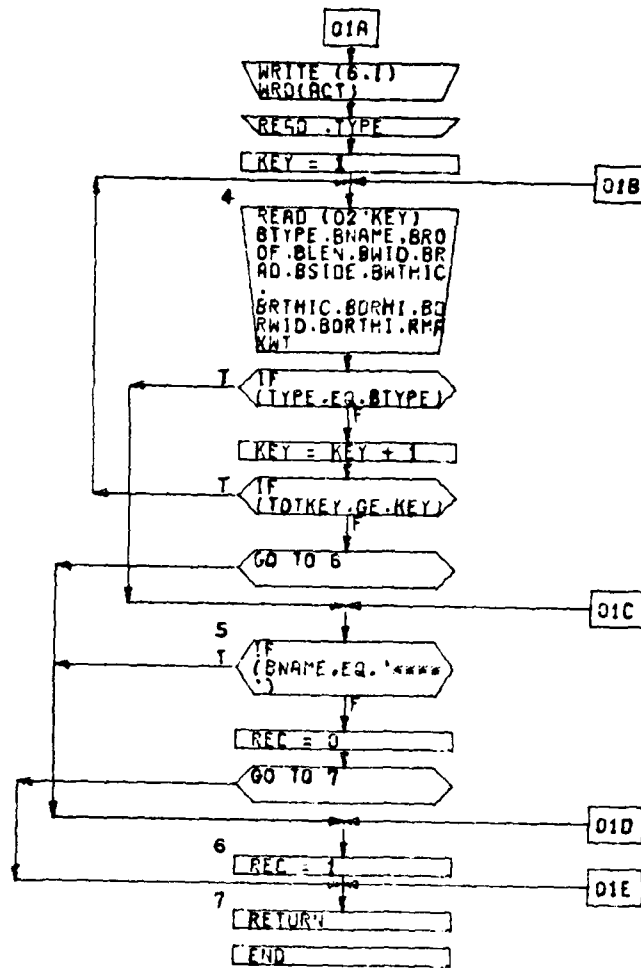
THIS PAGE IS BEST QUALITY PRACTICABLE  
FROM COPY FILED TO EDC

SUBROUTINE DELREC



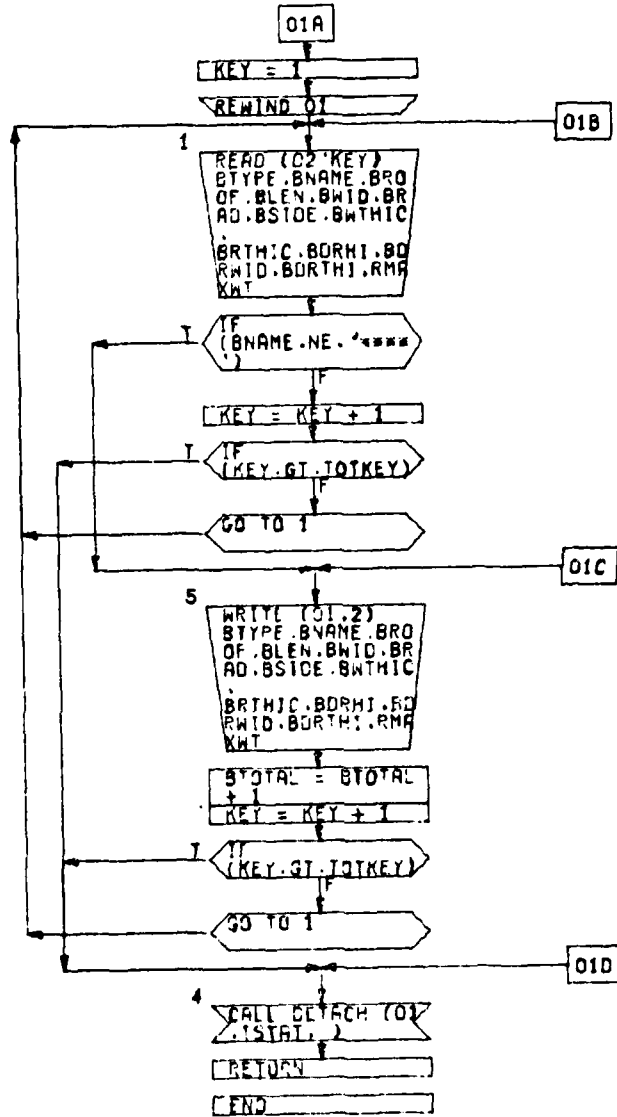
THIS PAGE IS BEST QUALITY PRACTICABLE  
FROM COPY OF ORIGINAL TO EDC

SUBROUTINE SEARCH



SECRET

SUBROUTINE CLOSE



THIS PAGE IS BEST QUALITY PRACTICABLE  
FROM COPY 1 FORWARDED TO LDC

SUBROUTINE RITE

01A

WRITE (02,KEY)  
BYPE,BNAME,BRO  
OF,BLEN,BWID,BR  
WD,BSIDE,BWVIC  
BRTHIC,BORHI,BO  
RWID,BORHI,RMP  
K&I

RETURN

END

THIS PAGE IS BEST QUALITY PRACTICABLE  
FROM COPY FURNISHED TO DDC

Appendix D

SBDB Utility Program Source Listing

```

001*#RUN * = /OBJECT/SBDBUP (NOGO)
002C      STANDARD BUILDING DATA BASE UTILITY PROGRAM                23 NOV 79
003*****
004*
005*      SBDBUP MAIN
006*
007*****
008*
009*****          PROGRAM IDENTIFICATION          *****
010*
011*      SBDBUP IS RESPONSIBLE FOR CREATING AND MAINTAINING RECORDS
012*      IN THE STANDARD BUILDING DATA BASE
013*
014*****
015*
016C      ENTER A ONE DIGIT VALUE AND HIT CARRIAGE RETURN
017C          1 - ADD
018C          2 - CHANGE
019C          3 - DELETE
020C          4 - DISPLAY
021C          5 - TERMINATE
022*
023C      IF "1" (ADD RECORD)
024C          FILL IN APPROPRIATE DATA ITEMS AS THEY ARE PRESENTED
025C          AND HIT THE CARRIAGE RETURN
026*
027C      IF "2" (CHANGE RECORD)
028C          ENTER TWO DIGIT BUILDING TYPE OF RECORD TO BE CHANGED
029C          AND HIT THE CARRIAGE RETURN
030*
031C      THEN ENTER TWO DIGIT ITEM NUMBER TO BE CHANGED
032C          AND HIT THE CARRIAGE RETURN
033*
034C          ITEM  ITEM          INPUT FORMAT
035C          NR
036C          02 - NAME          AAAAAA
037C          03 - ROOF (ROUND=RND, FLAT=FLT)  AAA
038C          04 - LENGTH (IN FEET)          999.99
039C          05 - WIDTH (IN FEET)          999.99
040C          06 - RADIUS (IN FEET)          999.99
041C          07 - SIDE WALL HEIGHT (IN FEET)  99.99
042C          08 - WALL THICKNESS (IN FEET)   9.99
043C          09 - ROOF THICKNESS (IN FEET)   9.99
044C          10 - ENTRANCE HEIGHT (IN FEET)  99.99
045C          11 - ENTRANCE WIDTH (IN FEET)   99.99
046C          12 - DOOR THICKNESS (IN FEET)  9.99
047C          13 - MAXIMUM ALLOWABLE WEIGHT (IN TONS) 9999.99
048*
049C          14 - FINISHED CURRENT TRANSACTION

```



```

050*
051C      IF "3" (DELETE RECORD)
052C      ENTER TWO DIGIT "99" BUILDING TYPE OF RECORD TO BE DELETED
053C      AND HIT THE CARRIAGE RETURN
054*
055C      IF "4" (DISPLAY RECORD)
056C      ENTER TWO DIGIT "99" BUILDING TYPE OF RECORD TO BE DISPLAYED
057C      AND HIT THE CARRIAGE RETURN
058*
059C      IF "5" TERMINATE THE EXECUTION OF THIS PROGRAM
060*
061*****
062*
063*****          VARIABLE IDENTIFICATION          *****
064*
065*      SW1 - INDICATOR SWITCH FOR PROPER MODE OF OPERATION (ASCII)
066*
067*****          SUBROUTINE NAMES          *****
068*
069*      CALLED BY: NONE
070*
071*      CALLS :
072*      START - CHECKS MODE OF OPERATION
073*      OPEN - OPENS NECESSARY FILES
074*      INITIAL - INITIALIZES THE WORK FILE
075*      ACTION - PERFORMS APPROPRIATE ACTIONS ON DATA BASE
076*
077*****
078*
079C
080C
081C
082C
083      COMMON /PT1/BTYPE,BNAME,BROOF,BLEN,BWID,BRAD,BSIDE,BWTHIC,
084      & BRTHIC,BDRHI,BDRWID,BDRTHI,RMAXWT
085      COMMON /PT2/UPTOT,DELTOT,ADDTOT,BTOTAL
086      COMMON /PT3/TYPE,TOTKEY,KEY
087      CHARACTER BNAME*6,BROOF*3
088      INTEGER TYPE*2,BTYPE*2
089      INTEGER SW1,UPTOT,DELTOT,ADDTOT,BTOTAL,TOTKEY,KEY
090      CALL START (SW1)
091      IF (SW1.NE.0) GO TO 1
092      CALL OPEN
093      CALL INITIAL
094      CALL ACTION
095      1 STOP
096      END
097*
098*****          END MAIN          *****

```

```

100*****
101*
102 SUBROUTINE START (SW1)
103*
104*****
105*
106***** PROGRAM IDENTIFICATION *****
107*
108* THIS ROUTINE VERIFIES PROPER MODE OF OPERATION (ASCII)
109*
110*****
111*
112*****
113*
114***** VARIABLE IDENTIFICATION *****
115*
116* MODE(2) - SYSTEM VARIABLE; 0 - BCD, 1 - ASCII
117* SW1 - INDICATOR SWITCH FOR PROPER MODE OF OPERATION (ASCII)
118*
119***** SUBROUTINE NAMES *****
120*
121* CALLED BY: MAIN
122*
123* CALLS: NONE
124*
125*****
126*
127 INTEGER SW1*1
128 IF (MODE(2).NE.0) GO TO 1
129 SW1 = 1
130 WRITE (6,2)
131*
132 2 FORMAT (5X,"PLEASE RESTART USING 'RUN'")
133*
134 1 RETURN
135 END
136*
137***** END START *****

```

```

130*****
140*
141      SUBROUTINE OPEN
142*
143*****
144*
145*****          PROGRAM IDENTIFICATION          *****
146*
147*      THIS ROUTINE IS USED TO OPEN EXTERNAL FILES FOR PROGRAM
148*      CONTROL
149*
150*****
151*
152*****
153*
154*****          VARIABLE IDENTIFICATION          *****
155*
156*      ISTAT1 - FILE STATUS VARIABLE FOR PERMANENT FILE
157*      ISTAT2 - FILE STATUS VARIABLE FOR WORK FILE
158*
159*****          SUBROUTINE NAMES          *****
160*
161*      CALLED BY:  MAIN
162*
163*      CALLS:
164*          ATTACH - OPENS PERMANENT FILE
165*          CREATE - CREATES TEMPORARY WORK FILE
166*          RANSIZ - INITIALIZES THE WORK FILE AS RANDOM
167*                  AND SPECIFIES RECORD LENGTH
168*
169*****
170*
171***      CARD 173 WILL HAVE TO BE CHANGED FOR NEW USERS      ***
172*
173      CALL ATTACH (01,"79C06/DATA/SBDB;",3,0,ISTAT1, )
174      CALL CREATE (02,200,1,ISTAT2)
175      CALL RANSIZ (02,20,0)
176      RETURN
177      END
178*
179*****          END OPEN          *****

```

```

181*****
182*
183     SUBROUTINE INITIAL
184*
185*****
186*
187*****          PROGRAM IDENTIFICATION          *****
188*
189*     THIS ROUTINE OPENS PERMANENT DATA BASE FILE ON TO THE
190*     TEMPORARY WORK FILE
191*
192*****          VARIABLE IDENTIFICATION          *****
193*
194*     BDRHI - BUILDING DOOR HEIGHT
195*     BDRTHI - BUILDING DOOR THICKNESS
196*     BDRWID - BUILDING DOOR WIDTH
197*     BLEN - BUILDING LENGTH
198*     BNAME - BUILDING NAME
199*     BRAD - BUILDING ROOF RADIUS
200*     BROOF - BUILDING ROOF TYPE
201*     BRTHIC - BUILDING ROOF THICKNESS
202*     BSIDE - BUILDING SIDE WALL HEIGHT
203*     BTYPE - STANDARD BUILDING TYPE
204*     BWID - BUILDING WIDTH
205*     BWTHIC - BUILDING WALL THICKNESS
206*     KEY - INDEX KEY FOR STANDARD BUILDING WORK FILE
207*     RMAXWT - BUILDING MAXIMUM STORAGE WEIGHT
208*     TOTKEY - NUMBER OF RECORDS IN DATA BASE
209*
210*****          SUBROUTINE NAMES          *****
211*
212*     CALLED BY:  MAIN
213*
214*     CALLS:  NONE
215*
216*****
217*
218     COMMON /PT1/BTYPE,BNAME,BROOF,BLEN,BWID,BRAD,BSIDE,BWTHIC,
219     &     BRTHIC,BDRHI,BDRWID,BDRTHI,RMAXWT
220     COMMON /PT3/TYPE,TOTKEY,KEY
221     INTEGER BTYPE*2
222     INTEGER KEY,TOTKEY
223     CHARACTER BNAME*6,BROOF*3
224     KEY = 1
225     1  READ (01,2,END=3) BTYPE,BNAME,BROOF,BLEN,BWID,BRAD,BSIDE,BWTHIC,
226     &     BRTHIC,BDRHI,BDRWID,BDRTHI,RMAXWT
227     WRITE (02'KEY) BTYPE,BNAME,BROOF,BLEN,BWID,BRAD,BSIDE,BWTHIC,
228     &     BRTHIC,BDRHI,BDRWID,BDRTHI,RMAXWT
229     KEY = KEY + 1
230     GO TO 1
231     3  TOTKEY = KEY - 1
232*
233     2  FORMAT (I2,A6,A3,3F6.2,F5.2,2F4.2,2F5.2,F4.2,F7.2)
234*
235     RETURN
236     END
237*
238*****          END INITIAL          *****

```

```

240*****
241*
242     SUBROUTINE ACTION
243*
244*****
245*
246*****          PROGRAM IDENTIFICATION          *****
247*
248*     DRIVER ROUTINE THAT SELECTS THE APPROPRIATE ACTION TO BE
249*     ACCOMPLISHED
250*
251*****
252*
253*****          VARIABLE IDENTIFICATION          *****
254*
255*     ACT - TYPE OF ACTION (VALUE - 1 TO 5)
256*     REC - CONTROL SWITCH: 1 - FOUND, 0 - NOT FOUND
257*     SW2 - FIRST PASS SWITCH: 0 - FIRST PASS, 1 - SUBSEQUENT PASSES
258*
259*****          SUBROUTINE NAMES          *****
260*
261*     CALLED BY:  MAIN
262*
263*     CALLS:
264*           MESSAG - PRINTS APPROPRIATE MESSAGE
265*           ITEM - ADDS A NEW RECORD OR CHANGES AN EXISTING RECORD
266*           DELREC - DELETES SPECIFIED RECORD
267*           SEARCH - SEARCHES FOR SPECIFIED RECORD
268*           CLOSE - TERMINATES THE PROGRAM
269*
270*****
271*
272     INTEGER ACT*1,SW2*1,REC*1
273     SW2 = 0
274     CALL MESSAG (SW2,ACT,REC)
275     2   ACT = 0
276     CALL MESSAG (SW2,ACT,REC)
277     READ ,ACT
278     IF (ACT.LT.1.OR.ACT.GT.5) GO TO 8
279     GO TO (1,1,3,4,5),ACT
280     1   CALL ITEM (SW2,ACT,REC)
281     CALL MESSAG (SW2,ACT,REC)
282     GO TO 2
283     3   CALL DELREC (ACT,SW2)
284     GO TO 2
285     4   CALL SEARCH (REC,ACT)
286     CALL MESSAG (SW2,ACT,REC)
287     GO TO 2
288     8   ACT = 8
289     CALL MESSAG (SW2,ACT,REC)
290     GO TO 2
291     5   CALL CLOSE
292     CALL MESSAG (SW2,ACT,REC)
293     RETURN
294     END
295*
296*****          END ACTION          *****

```

```

298*****
299*
300 SUBROUTINE MESSAG (SW2,ACT,REC)
301*
302*****
303*
304***** PROGRAM IDENTIFICATION *****
305*
306* PRINTS THE APPROPRIATE MESSAGES
307*
308*****
309*
310*****
311*
312***** VARIABLE IDENTIFICATION *****
313*
314* ACT - TYPE OF ACTION BEING PERFORMED
315* ADDTOT - NUMBER OF RECORDS ADDED
316* BDRHI - BUILDING DOOR HEIGHT
317* BDRTHI - BUILDING DOOR THICKNESS
318* BDRWID - BUILDING DOOR WIDTH
319* BLEN - BUILDING LENGTH
320* BNAME - BUILDING NAME
321* BRAD - BUILDING ROOF RADIUS
322* BROOF - BUILDING ROOF TYPE
323* BRTHIC - BUILDING ROOF THICKNESS
324* BSIDE - BUILDING SIDE WALL HEIGHT
325* BTOTAL - NUMBER OF RECORDS IN DATA BASE
326* BTYPE - STANDARD BUILDING TYPE
327* BWID - BUILDING WIDTH
328* BWTHIC - BUILDING WALL THICKNESS
329* DELTOT - NUMBER OF RECORDS DELETED
330* REC - FOUND/NOT FOUND SWITCH
331* RMAXWT - BUILDING MAXIMUM STORAGE WEIGHT
332* SW2 - FIRST PASS SWITCH: 0 - FIRST PASS, 1 - SUBSEQUENT PASSES
333* TYPE - STANDARD BUILDING TYPE
334* UPTOT - NUMBER OF RECORDS UPDATED
335*
336***** SUBROUTINE NAMES *****
337*
338* CALLED BY:
339* ACTION
340* ITEM
341* DELREC
342*
343* CALLS: NONE
344*
345*****
346*
347 COMMON /PT1/BTYPE,BNAME,BROOF,BLEN,BWID,BRAD,BSIDE,BWTHIC,
348 & BRTHIC,BDRHI,BDRWID,BDRTHI,RMAXWT
349 COMMON /PT2/UPTOT,DELTOT,ADDTOT,BTOTAL
350 COMMON /PT3/TYPE,TOTKEY,KEY
351 CHARACTER BNAME*6,BROOF*3
352 INTEGER TYPE*2,TOTKEY,KEY,BTYPE*2
353 INTEGER ACT*1,SW2*1,REC*1,UPTOT,DELTOT,ADDTOT,BTOTAL
354 IF (SW2.NE.0) GO TO 1
355 SW2 = 1

```

```

356     WRITE (6,2)
357     GO TO 3
358     1  IF (REC.EQ.0) GO TO 4
359     IF (REC.EQ.2) GO TO 5
360     WRITE (6,6) TYPE
361     REC = 0
362     GO TO 3
363     5  WRITE (6,7) TYPE
364     REC = 0
365     GO TO 3
366     4  IF (ACT.NE.8) GO TO 15
367     WRITE (6,9)
368     GO TO 3
369     15 IF (ACT.NE.0) GO TO 8
370     WRITE (6,16)
371     GO TO 3
372     8  IF (ACT.NE.3) GO TO 10
373     WRITE (6,11) TYPE
374     GO TO 3
375     10 IF (ACT.NE.5) GO TO 17
376     WRITE (6,13) ADDTOT, UPTOT, DELTOT, BTOTAL
377     GO TO 3
378     17 IF (ACT.NE.9) GO TO 12
379     WRITE (6,18)
380     GO TO 3
381     12 WRITE (6,14) BTYPE, BNAME, BROOF, BLEN, BWID, BRAD, BSIDE, BWHIC,
382     &    BRTHIC, BDRHI, BDEWID, BDRTHI, RMAXWT
383*
384     2  FORMAT (//5X, "WELCOME TO THE STANDARD BUILDING DATA BASE"//)
385*
386     9  FORMAT (10X, "OPTIONS:", /
387     &    25X, "1 - ADD RECORD"/, 25X, "2 - CHANGE RECORD"/, 25X,
388     &    "3 - DELETE RECORD"/, 25X, "4 - DISPLAY RECORD"/, 25X,
389     &    "5 - TERMINATE JOB"//)
390*
391     6  FORMAT (5X, "RECORD ", I2, " DOES NOT EXIST"//)
392*
393     7  FORMAT (5X, "RECORD ", I2, " ALREADY EXISTS"//)
394*
395     11 FORMAT (5X, "RECORD ", I2, " HAS BEEN DELETED FROM THE DATA BASE"//)
396*
397     13 FORMAT (5X, "YOU ARE NOW EXITING THE UPDATE PROGRAM"//
398     &    15X, "ADDED - ", I3/, 15X, "CHANGED - ", I3/, 15X, "DELETED - ",
399     &    I3/, 15X, "TOTAL NUMBER OF RECORDS IN DATA BASE - ", I3//)
400*
401     14 FORMAT (5X, "BUILDING ID - ", I2, /, 10X, "NAME - ", A6, /, 10X, "ROOF - ",
402     &    A3, /, 10X, "LENGTH - ", F6.2, " FT"/, 10X, "WIDTH - ", F6.2, " FT"/,
403     &    10X, "RADIUS - ", F6.2, " FT"/, 10X, "SIDE WALL HEIGHT - ",
404     &    F5.2, " FT"/, 10X, "WALL THICKNESS - ", F4.2, " FT"/, 10X, "ROOF ",
405     &    "THICKNESS - ", F4.2, " FT"/,
406     &    10X, "ENTRANCE HEIGHT - ", F5.2, " FT"/, 10X, "ENTRANCE WIDTH - ",
407     &    F5.2, " FT"/, 10X, "DOOR THICKNESS - ", F4.2, " FT"/,
408     &    10X, "MAXIMUM WEIGHT - ", F7.2, " TONS"//)
409*
410     16 FORMAT (5X, "ENTER THE ONE DIGIT TRANSACTION DESIRED:"//)
411*
412     18 FORMAT (5X, "OPTIONS:", /20X "02 - NAME (6A)", /20X,

```

413 & "03 - ROOF (3A) 'RND' - ROUND OR 'FLT' - FLAT"/,  
414 & 20X,"04 - LENGTH (999.99) IN FT",/20X,  
415 & "05 - WIDTH (999.99) IN FT",/20X,  
416 & "06 - RADIUS (999.99) IN FT",/20X,  
417 & "07 - SIDE WALL HEIGHT (99.99) IN FT",/20X,  
418 & "08 - WALL THICKNESS (9.99) IN FT",/20X,  
419 & "09 - ROOF THICKNESS (9.99) IN FT",/20X,  
420 & "10 - ENTRANCE HEIGHT (99.99) IN FT",/20X,  
421 & "11 - ENTRANCE WIDTH (99.99) IN FT",/20X,  
422 & "12 - DOOR THICKNESS (9.99) IN FT",/20X,  
423 & "13 - MAX WEIGHT (9999.99) IN TONS",//20X,  
424 & "14 - FINISHED THIS TRANSACTION"//)  
425\* \*  
426 3 RETURN  
427 END  
428\* \*  
429\*\*\*\*\* END MESSAG \*\*\*\*\*



```

431*****
432*
433 SUBROUTINE ITEM (SW2,ACT,REC)
434*
435*****
436*
437***** PROGRAM IDENTIFICATION *****
438*
439* THIS ROUTINE WILL EITHER CREATE A NEW RECORD OR UPDATE
440* SPECIFIED ITEMS OF AN EXISTING RECORD
441*
442*****
443*
444*****
445*
446***** VARIABLE IDENTIFICATION *****
447*
448* ACT - TYPE OF ACTION IN PROGRESS
449* ADDTOT - NUMBER OF RECORDS ADDED
450* BDRHI - BUILDING DOOR HEIGHT
451* BDRTHI - BUILDING DOOR THICKNESS
452* BDRWID - BUILDING DOOR WIDTH
453* BLEN - BUILDING LENGTH
454* BNAME - BUILDING NAME
455* BRAD - BUILDING ROOF RADIUS
456* BROOF - BUILDING ROOF TYPE
457* BRTHIC - BUILDING ROOF THICKNESS
458* BSIDE - BUILDING SIDE WALL HEIGHT
459* BTYPE - STANDARD BUILDING TYPE
460* BWID - BUILDING WIDTH
461* BWTHIC - BUILDING WALL THICKNESS
462* IT - ARRAY CONTAINING ITEM NAMES TO BE PROCESSED
463* ITEMNR - INDEX FOR IT ARRAY
464* RMAXWT - BUILDING MAXIMUM STORAGE WEIGHT
465* TOTKEY - NUMBER OF RECORDS IN DATA BASE
466* UPTOT - NUMBER OF RECORDS UPDATED
467*
468***** SUBROUTINE NAMES *****
469*
470* CALLED BY: ACTION
471*
472* CALLS:
473* SEARCH - SEARCHES FOR SPECIFIED RECORD
474* MESSAG - PRINTS SPECIFIED MESSAGE
475* RITE - WRITES SPECIFIED RECORD
476*
477*****
478*
479 COMMON /PT1/BTYPE,BNAME,BROOF,BLEN,BWID,BRAD,BSIDE,BWTHIC,
480 & BRTHIC,BDRHI,BDRWID,BDRTHI,RMAXWT
481 COMMON /PT2/UPTOT,DELTOT,ADDTOT,BTOTAL
482 COMMON /PT3/TYPE,TOTKEY,KEY
483 INTEGER TYPE*2,SW2*1,BTYPE*2
484 INTEGER ACT*1,ITEMNR*2,REC*1,ADDTOT,UPTOT,TOTKEY,KEY
485 CHARACTER BNAME*6,BROOF*3
486 CHARACTER IT*40(13)/"BUILDING TYPE (99)",
487 & "BUILDING NAME (XXXXXX)",
488 & "ROOF 'RND' - IGLOO OR 'FLT' - REGULAR",

```

```

489 & "BUILDING LENGTH (999.99) IN FT",
490 & "BUILDING WIDTH (999.99) IN FT",
491 & "RADIUS OF ROOF (999.99) IN FT",
492 & "SIDE WALL HEIGHT (99.99) IN FT"
493 & "WALL THICKNESS (9.99) IN FT",
494 & "ROOF THICKNESS (9.99) IN FT",
495 & "DOOR HEIGHT (99.99) IN FT",
496 & "DOOR WIDTH (99.99) IN FT",
497 & "DOOR THICKNESS (9.99) IN FT",
498 & "MAX WEIGHT (9999.99) IN TONS"/
499 CALL SEARCH (REC,ACT)
500 IF (REC.EQ.0.AND.ACT.EQ.1) GO TO 1
501 IF (REC.EQ.1.AND.ACT.EQ.2) GO TO 16
502 IF (REC.EQ.1.AND.ACT.EQ.1) GO TO 27
503 19 WRITE (6,26) TYPE
504 READ ,ITEMNR
505 IF (ITEMNR.GE.2.AND.ITEMNR.LE.15) GO TO 30
506 ITEMNR = 1
507 ACT = 9
508 CALL MESSAG (SW2,ACT,REC)
509 ACT = 2
510 30 GO TO (19,2,3,4,5,6,7,8,9,10,11,12,13,14),ITEMNR
511 27 ITEMNR = 2
512 BTYPE = TYPE
513 2 WRITE (6,23) IT(ITEMNR)
514 READ ,BNAME
515 IF (ACT.EQ.2) GO TO 19
516 ITEMNR = ITEMNR + 1
517 3 WRITE (6,23) IT(ITEMNR)
518 READ ,BROOF
519 IF (ACT.EQ.2) GO TO 19
520 ITEMNR = ITEMNR + 1
521 4 WRITE (6,23) IT(ITEMNR)
522 READ ,BLEN
523 IF (ACT.EQ.2) GO TO 19
524 ITEMNR = ITEMNR + 1
525 5 WRITE (6,23) IT(ITEMNR)
526 READ ,BWID
527 IF (ACT.EQ.2) GO TO 19
528 ITEMNR = ITEMNR + 1
529 6 WRITE (6,23) IT(ITEMNR)
530 READ ,BRAD
531 IF (ACT.EQ.2) GO TO 19
532 ITEMNR = ITEMNR + 1
533 7 WRITE (6,23) IT(ITEMNR)
534 READ ,BSIDE
535 IF (ACT.EQ.2) GO TO 19
536 ITEMNR = ITEMNR + 1
537 8 WRITE (6,23) IT(ITEMNR)
538 READ ,BWHIC
539 IF (ACT.EQ.2) GO TO 19
540 ITEMNR = ITEMNR + 1
541 9 WRITE (6,23) IT(ITEMNR)
542 READ ,BRTHIC
543 IF (ACT.EQ.2) GO TO 19
544 ITEMNR = ITEMNR + 1
545 10 WRITE (6,23) IT(ITEMNR)
546 READ ,BDRHI

```

```

547         IF (ACT.EQ.2) GO TO 19
548         ITEMNR = ITEMNR + 1
549     11    WRITE (6,23) IT(ITEMNR)
550         READ ,BDRWID
551         IF (ACT.EQ.2) GO TO 19
552         ITEMNR = ITEMNR + 1
553     12    WRITE (6,23) IT(ITEMNR)
554         READ ,BORTH1
555         IF (ACT.EQ.2) GO TO 19
556         ITEMNR = ITEMNR + 1
557     13    WRITE (6,23) IT(ITEMNR)
558         READ ,RMAXWT
559         IF (ACT.EQ.2) GO TO 19
560     14    CALL RITE
561         REC = 0
562         IF (ACT.NE.1) GO TO 28
563         ADDTOT = ADDTOT + 1
564         TOTKEY = TOTKEY + 1
565     28    IF (ACT.EQ.2) UPTOT=UPTOT+1
566         GO TO 16
567     1     REC = 2
568*
569     23    FORMAT (5X,"ENTER THE INFORMATION FOR THE ",A40)
570*
571     26    FORMAT (5X,"ENTER THE 2 DIGIT ITEM NUMBER OF THE ITEM TO BE ",
572     &      /10X,"CHANGED FOR BUILDING TYPE ",I2//)
573*
574     16    RETURN
575         END
576*
577*****

```

END ITEM

\*\*\*\*\*

```

579*****
580*
581 SUBROUTINE DELREC (ACT,SW2)
582*
583*****
584*
585***** PROGRAM IDENTIFICATION *****
586*
587* THIS ROUTINE WILL DELETE THE SPECIFIED EXISTING RECORD FROM
588* THE DATA BASE
589*
590*****
591*
592*****
593*
594***** VARIABLE IDENTIFICATION *****
595*
596* ACT - TYPE OF ACTION IN PROGRESS
597* BNAME - BUILDING NAME
598* BTYPE - STANDARD BUILDING TYPE
599* DELTOT - NUMBER OF RECORDS DELETED
600* REC - FOUND/NOT FOUND SWITCH
601* SW2 - FIRST PASS SWITCH: 0 - FIRST PASS, 1 - SUBSEQUENT PASSES
602* TYPE - STANDARD BUILDING TYPE
603*
604***** SUBROUTINE NAMES *****
605*
606* CALLED BY: ACTION
607*
608* CALLS:
609* SEARCH - SEARCHES FOR SPECIFIED RECORD
610* RITE - WRITES DELETED IDENTIFIER FOR SPECIFIED RECORD
611* MESSAG - PRINTS SPECIFIED MESSAGE
612*
613*****
614*
615 COMMON /PT1/BTYPE,BNAME,BROOF,BLEN,BWID,BRAD,BSIDE,BWTHIC,
616 & BRTHIC,BDRHI,BDRWID,BDRTHI,RMAXWT
617 COMMON /PT2/UPTOT,DELTOT,ADDTOT,BTOTAL
618 COMMON /PT3/TYPE,TOTKEY,KEY
619 INTEGER TYPE*2,TOTKEY,KEY,BTYPE*2
620 CHARACTER BNAME*6,BROOF*3
621 INTEGER SW2*1,ACT*1,REC*1,DELTOT
622 CALL SEARCH (REC,ACT)
623 IF (REC.EQ.1) GO TO 1
624 TYPE = BTYPE
625 DELTOT = DELTOT + 1
626 BNAME = "*****"
627 CALL RITE
628 1 CALL MESSAG (SW2,ACT,REC)
629 RETURN
630 END
631*
632***** END DELREC *****

```

```

634*****
635*
636 SUBROUTINE SEARCH (REC,ACT)
637*
638*****
639*
640***** PROGRAM IDENTIFICATION *****
641*
642* THIS ROUTINE SEARCHES FOR THE SPECIFIED RECORD
643*
644*****
645*
646*****
647*
648***** VARIABLE IDENTIFICATION *****
649*
650* ACT - TYPE OF ACTION IN PROGRESS
651* BDRHI - BUILDING DOOR HEIGHT
652* BDRTHI - BUILDING DOOR THICKNESS
653* BDRWID - BUILDING DOOR WIDTH
654* BLEN - BUILDING LENGTH
655* BNAME - BUILDING NAME
656* BRAD - BUILDING ROOF RADIUS
657* BROOF - BUILDING ROOF TYPE
658* BRTHIC - BUILDING ROOF THICKNESS
659* BSIDE - BUILDING SIDE WALL HEIGHT
660* BTYPE - STANDARD BUILDING TYPE
661* BWID - BUILDING WIDTH
662* BWITHIC - BUILDING WALL THICKNESS
663* KEY - INDEX KEY FOR STANDARD BUILDING WORK FILE
664* REC - FOUND/NOT FOUND SWITCH
665* RMAXWT - BUILDING MAXIMUM STORAGE WEIGHT
666* TOTKEY - NUMBER OF RECORDS IN DATA BASE
667* TYPE - STANDARD BUILDING TYPE
668* WRD - ARRAY CONTAINING TYPE OF ACTION IN PROGRESS
669*
670***** SUBROUTINE NAMES *****
671*
672* CALLED BY:
673* ACTION
674* ITEM
675* DELREC
676*
677* CALLS: NONE
678*
679*****
680*
681 COMMON /PT1/BTYPE,BNAME,BROOF,BLEN,BWID,BRAD,BSIDE,BWITHIC,
682 & BRTHIC,BDRHI,BDRWID,BDRTHI,RMAXWT
683 COMMON /PT3/TYPE,TOTKEY,KEY
684 INTEGER REC*1,ACT*1,BTYPE*2,TOTKEY,KEY,TYPE*2
685 CHARACTER WRD*9(4)/"ADDED ","CHANGED","DELETED","DISPLAYED"/,
686 & BNAME*6,BROOF*3
687 WRITE (6,1) WRD(ACT)
688 READ ,TYPE
689 KEY = 1
690 4 READ (02'KEY) BTYPE,BNAME,BROOF,BLEN,BWID,BRAD,BSIDE,BWITHIC,
691 & BRTHIC,BDRHI,BDRWID,BDRTHI,RMAXWT

```

```

692         IF (TYPE.EQ.BTYPE) GO TO 5
693         KEY = KEY + 1
694         IF (TOTKEY.GE.KEY) GO TO 4
695         GO TO 6
696     5     IF (BNAME.EQ."****") GO TO 6
697         REC = 0
698         GO TO 7
699*
700     1     FORMAT (5X,"ENTER THE TWO DIGIT BUILDING TYPE OF RECORD TO BE ",A9)
701*
702     6     REC = 1
703     7     RETURN
704         END
705*
706*****                               END SEARCH                               *****

```

```

708*****
709*
710      SUBROUTINE CLOSE
711*
712*****
713*
714*****          PROGRAM IDENTIFICATION          *****
715*
716*      THIS ROUTINE WRITES THE UPDATED DATA BASE BACK TO THE
717*      PERMANENT FILE
718*
719*****
720*
721*****
722*
723*****          VARIABLE IDENTIFICATION          *****
724*
725*      BDRHI - BUILDING DOOR HEIGHT
726*      BDRTHI - BUILDING DOOR THICKNESS
727*      BDRWID - BUILDING DOOR WIDTH
728*      BLEN - BUILDING LENGTH
729*      BNAME - BUILDING NAME
730*      BRAD - BUILDING ROOF RADIUS
731*      BROOF - BUILDING ROOF TYPE
732*      BRTHIC - BUILDING ROOF THICKNESS
733*      BSIDE - BUILDING SIDE WALL HEIGHT
734*      BTOTAL - NUMBER OF RECORDS IN DATA BASE
735*      BTYPE - STANDARD BUILDING TYPE
736*      BWID - BUILDING WIDTH
737*      BWTHIC - BUILDING WALL THICKNESS
738*      KEY - INDEX KEY FOR STANDARD BUILDING WORK FILE
739*      RMAXWT - BUILDING MAXIMUM STORAGE WEIGHT
740*      TOTKEY - NUMBER OF RECORDS IN DATA BASE
741*
742*****          SUBROUTINE NAMES          *****
743*
744*      CALLED BY: ACTION
745*
746*      CALLS: DETACH - RELEASES SPECIFIED FILE FROM PROGRAM CONTROL
747*
748*****
749*
750      COMMON /PT1/BTYPE,BNAME,BROOF,BLEN,BWID,BRAD,BSIDE,BWTHIC,
751      &      BRTHIC,BDRHI,BDRWID,BDRTHI,RMAXWT
752      COMMON /PT2/UPTOT,DELTOT,ADDTOT,BTOTAL
753      COMMON /PT3/TYPE,TOTKEY,KEY
754      INTEGER BTOTAL,TYPE,BTYPE*2,TOTKEY,KEY
755      CHARACTER BNAME*6,BROOF*3
756      KEY = 1
757      REWIND 01
758      1 READ (02,KEY) BTYPE,BNAME,BROOF,BLEN,BWID,BRAD,BSIDE,BWTHIC,
759      &      BRTHIC,BDRHI,BDRWID,BDRTHI,RMAXWT
760      IF (BNAME.NE."****") GO TO 5
761      KEY = KEY + 1
762      IF (KEY.GT.TOTKEY) GO TO 4
763      GO TO 1
764      5 WRITE (01,2) BTYPE,BNAME,BROOF,BLEN,BWID,BRAD,BSIDE,BWTHIC,
765      &      BRTHIC,BDRHI,BDRWID,BDRTHI,RMAXWT

```

```
766      BTOTAL = BTOTAL + 1
767      KEY = KEY + 1
768      IF (KEY.GT.TOTKEY) GO TO 4
769      GO TO 1
770*                                           *
771      2  FORMAT (I2,A6,A3,3F6.2,F5.2,2F4.2,2F5.2,F4.2,F7.2)
772*                                           *
773      4  CALL DETACH (01,ISTAT, )
774      CALL DETACH (02,ISTAT2, )
775      RETURN
776      END
777*                                           *
778*****                                END CLOSE                                *****
```



```

780*****
781*
782     SUBROUTINE RITE
783*
784*****
785*
786*****          PROGRAM IDENTIFICATION          *****
787*
788*     THIS ROUTINE WRITES A RECORD TO THE STANDARD BUILDING WORK FILE
789*
790*****
791*
792*****
793*
794*****          VARIABLE IDENTIFICATION          *****
795*
796*     BDRHI - BUILDING DOOR HEIGHT
797*     BDRTHI - BUILDING DOOR THICKNESS
798*     BDRWID - BUILDING DOOR WIDTH
799*     BLEN - BUILDING LENGTH
800*     BNAME - BUILDING NAME
801*     BRAD - BUILDING ROOF RADIUS
802*     BROOF - BUILDING ROOF TYPE
803*     BRTHIC - BUILDING ROOF THICKNESS
804*     BSIDE - BUILDING SIDE WALL HEIGHT
805*     BTYPE - STANDARD BUILDING TYPE
806*     BWID - BUILDING WIDTH
807*     BWTHIC - BUILDING WALL THICKNESS
808*     KEY - INDEX KEY FOR STANDARD BUILDING WORK FILE
809*     RMAXWT - BUILDING MAXIMUM STORAGE WEIGHT
810*     TOTKEY - NUMBER OF RECORDS IN DATA BASE
811*
812*****          SUBROUTINE NAMES          *****
813*
814*     CALLED BY:
815*           DELREC
816*           ITEM
817*
818*     CALLS: NONE
819*
820*****
821*
822     COMMON /PT1/BTYPE,BNAME,BROOF,BLEN,BWID,BRAD,BSIDE,BWTHIC,
823 &     BRTHIC,BDRHI,BDRWID,BDRTHI,RMAXWT
824     COMMON /PT3/TYPE,TOTKEY,KEY
825     INTEGER BTYPE*2
826     CHARACTER BNAME*6,BROOF*3
827     WRITE (02'KEY) BTYPE,BNAME,BROOF,BLEN,BWID,BRAD,BSIDE,BWTHIC,
828 &     BRTHIC,BDRHI,BDRWID,BDRTHI,RMAXWT
829     RETURN
830*
831*****          END RITE          *****
832     END

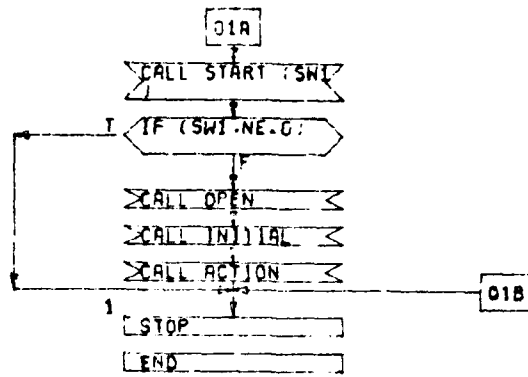
```

Appendix E

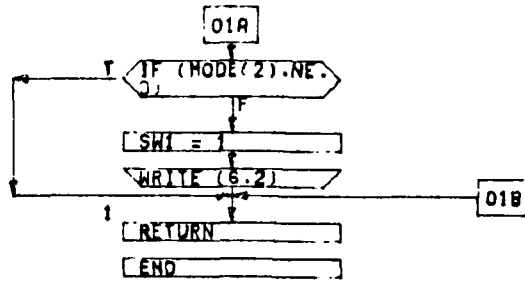
MSADB Utility Program Flow Chart

MSADBP

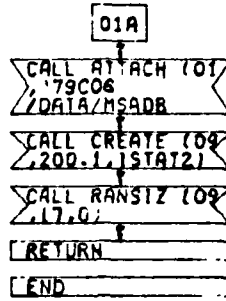
PAGE 1



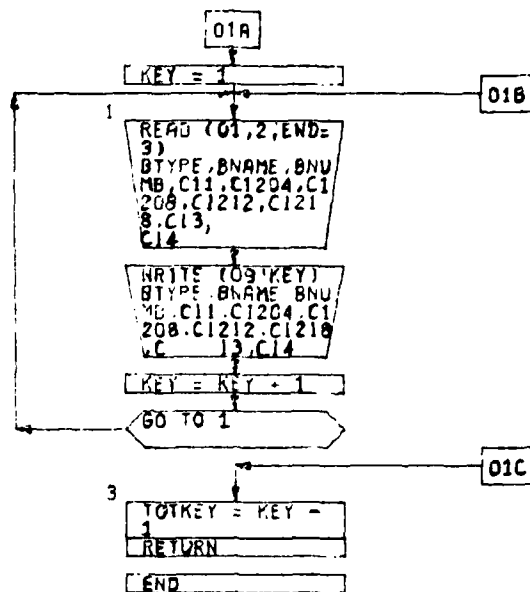
SUBROUTINE START



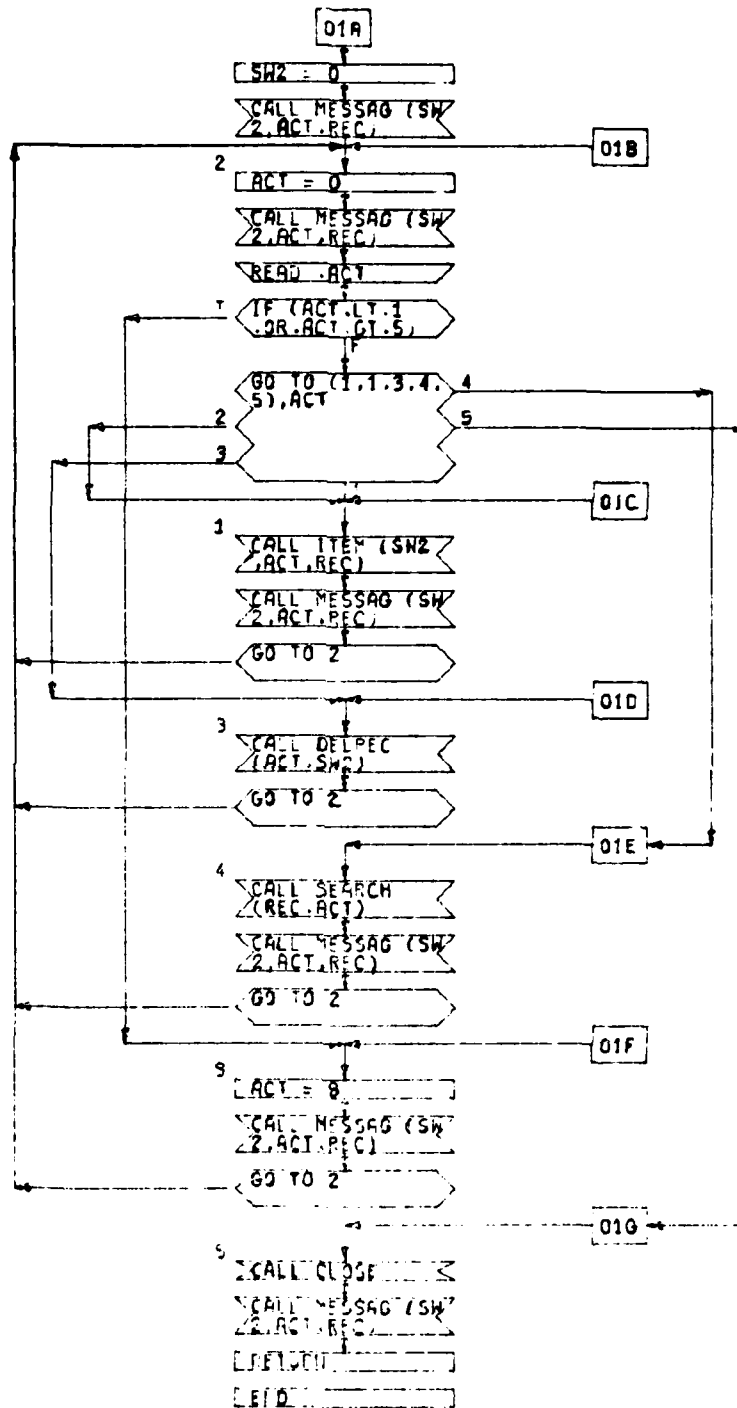
SUBROUTINE OPEN



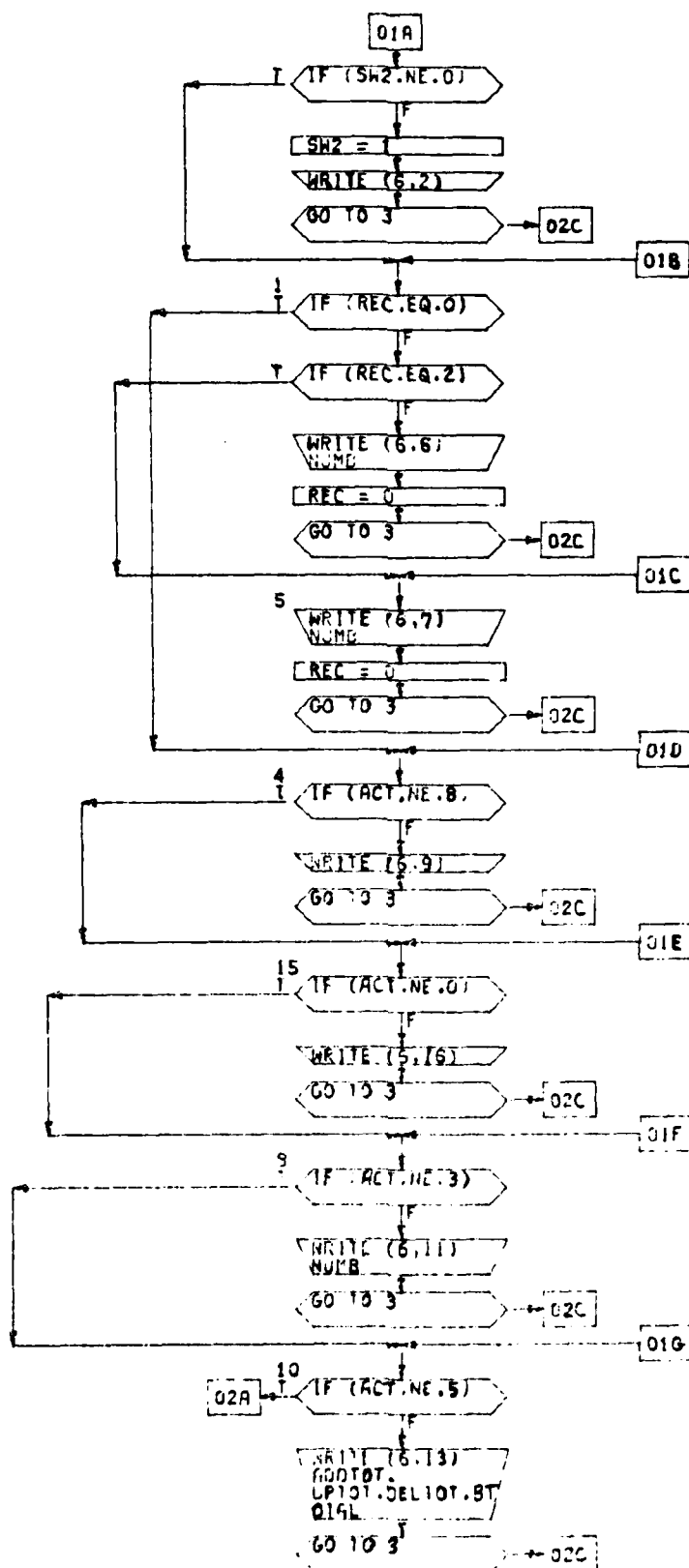
SUBROUTINE INITIAL



SUBROUTINE ACTION

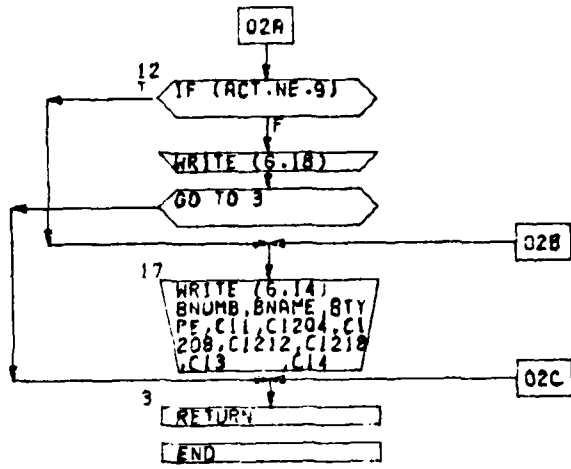


SUBROUTINE MESSAG

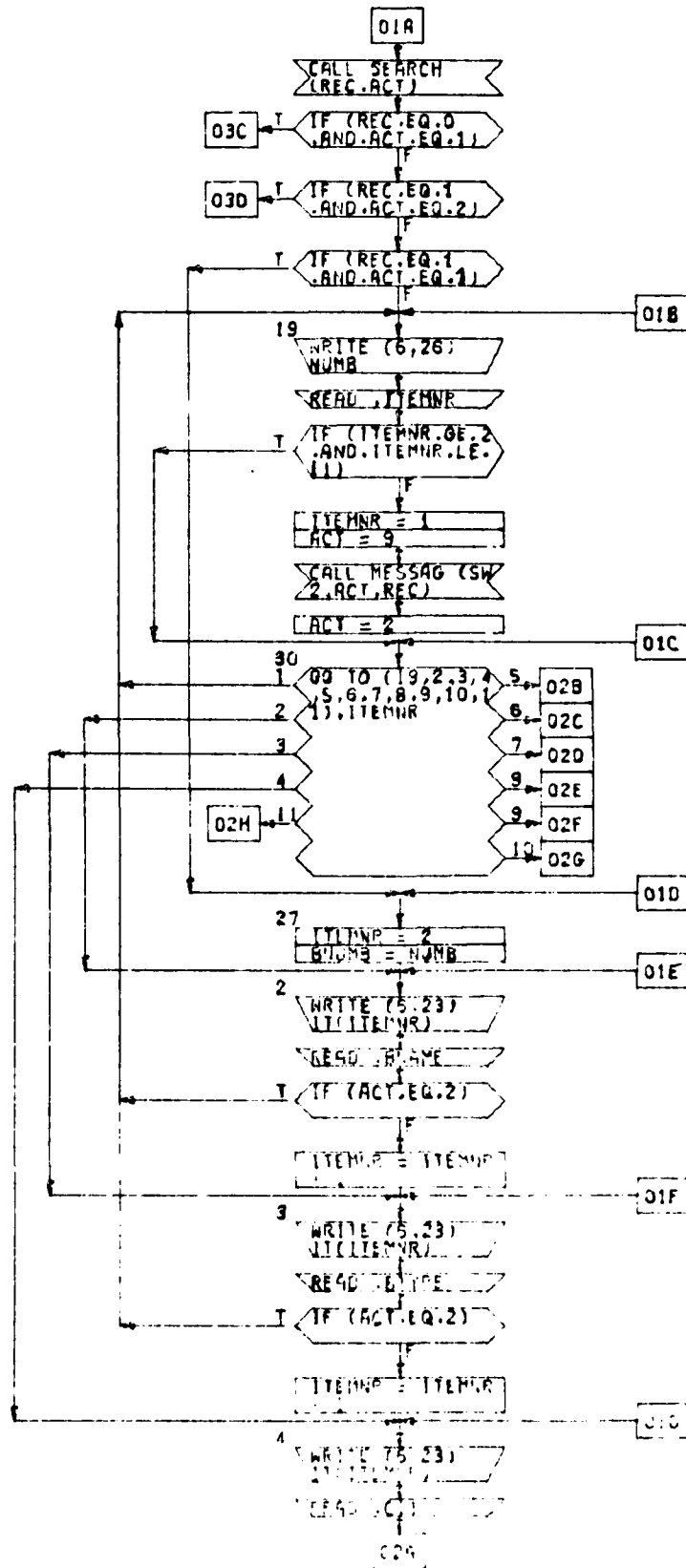




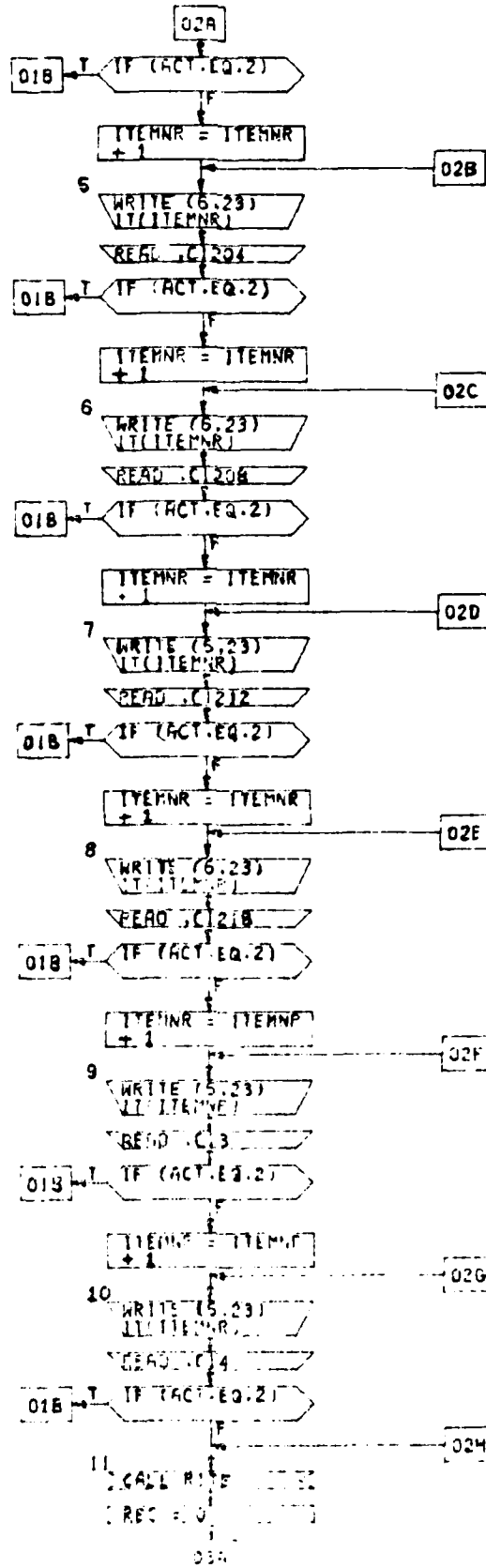
SUBROUTINE MESSAG



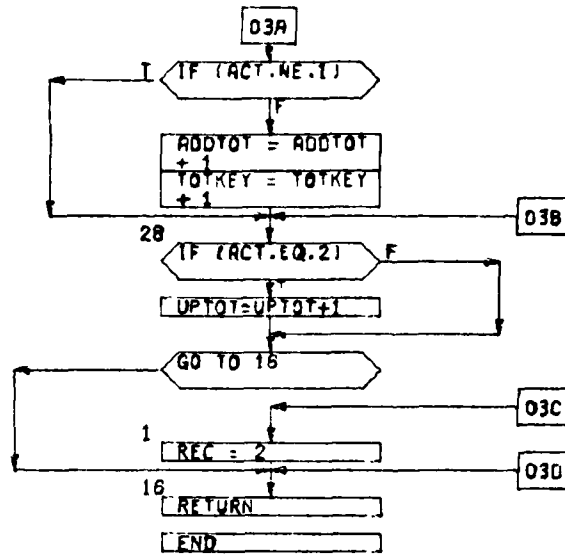
SUBROUTINE ITEM



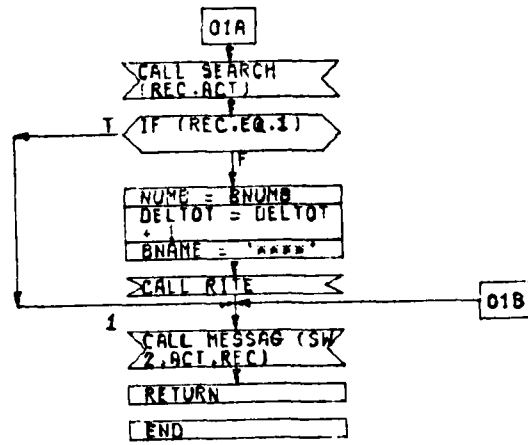
ROUTINE ITEM



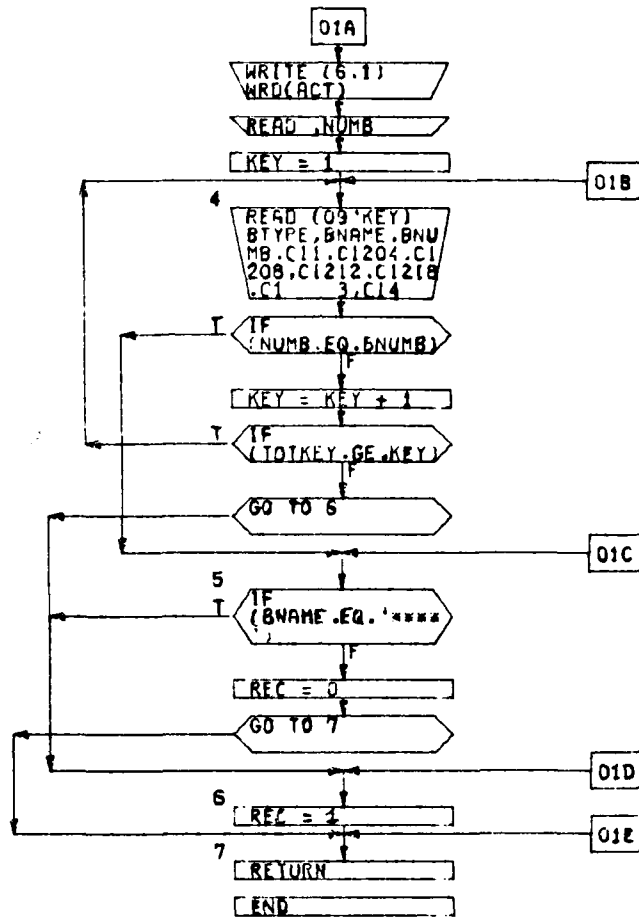
ROUTINE ITEM



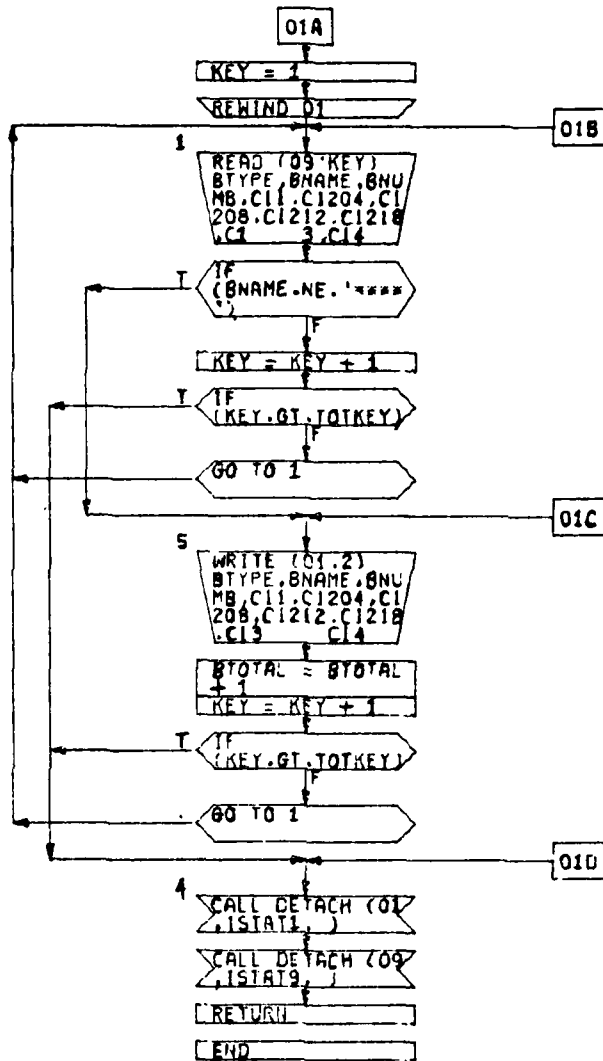
SUBROUTINE DELREC




SUBROUTINE SEARCH



SUBROUTINE CLOSE



SUBROUTINE RITE





AD-A083 708

AIR FORCE INST OF TECH WRIGHT-PATTERSON AFB OH SCHOO--ETC F/G 15/5  
OPTIMIZATION OF MUNITIONS STORAGE.(U)


DEC 79 B A B066S, L M 6USMUS  
AFIT/6SM/SM/79D-15


UNCLASSIFIED

NL

3 x 4

AL  
EX-111





Appendix F

MSADB Utility Program Source Listing

```

001*#RUN * = /OBJECT/MSADBUP (NOGO)
002C      MUNITION STORAGE AREA DATA BASE UTILITY PROGRAM      23 NOV 79
003C
004C
005C
006C
007*****
008*
009*      MSADBUP MAIN
010*
011*****
012*
013*****      PROGRAM IDENTIFICATION      *****
014*
015*      MSADBUP IS RESPONSIBLE FOR CREATING AND MAINTAINING RECORDS IN
016*      MUNITION STORAGE AREA DATA BASE
017*
018*****
019*
020C      ENTER A ONE DIGIT VALUE AND HIT CARRIAGE RETURN
021C          1 - ADD
022C          2 - CHANGE
023C          3 - DELETE
024C          4 - DISPLAY
025C          5 - TERMINATE
026*
027C      IF "1" (ADD RECORD)
028C          FILL IN APPROPRIATE DATA ITEMS AS THEY ARE PRESENTED
029C          AND HIT THE CARRIAGE RETURN
030*
031C      IF "2" (CHANGE RECORD)
032C          ENTER 6 CHARACTER BUILDING NUMBER OF RECORD TO BE CHANGED
033C          AND HIT THE CARRIAGE RETURN
034*
035C      THEN ENTER TWO DIGIT ITEM NUMBER TO BE CHANGED
036C          AND HIT THE CARRIAGE RETURN
037*
038C      ITEM  ITEM      INPUT FORMAT
039C      NR
040C          02 - NAME (6A)      AAAAAA
041C          03 - TYPE (2N)      99
042C          04 - CLASS/DIV 1.1 NEW (IN POUNDS)      9999999
043C          05 - CLASS/DIV/CAT 1.2 04 NEW (IN POUNDS)      9999999
044C          06 - CLASS/DIV/CAT 1.2 08 NEW (IN POUNDS)      9999999
045C          07 - CLASS/DIV/CAT 1.2 12 NEW (IN POUNDS)      9999999
046C          08 - CLASS/DIV/CAT 1.2 18 NEW (IN POUNDS)      9999999
047C          09 - CLASS/DIV 1.3 NEW (IN POUNDS)      9999999
048C          10 - CLASS/DIV 1.4 NEW (IN POUNDS)      9999999
049*

```

```

050C          11 - FINISHED CURRENT TRANSACTION
051*
052C          IF "3" (DELETE RECORD)
053C          ENTER 6 CHARACTER BUILDING NUMBER OF RECORD TO BE DELETED
054C          AND HIT THE CARRIAGE RETURN
055*
056C          IF "4" (DISPLAY RECORD)
057C          ENTER 6 CHARACTER BUILDING NUMBER OF RECORD TO BE DISPLAYED
058C          AND HIT THE CARRIAGE RETURN
059*
060C          IF "5" TERMINATE THE EXECUTION OF THIS PROGRAM
061*
062*****
063*
064*****          VARIABLE IDENTIFICATION          *****
065*
066*          SW1 - INDICATOR SWITCH FOR PROPER MODE OF OPERATION (ASCII)
067*
068*****          SUBROUTINE NAMES          *****
069*
070*          CALLED BY:  NONE
071*
072*          CALLS:
073*          START - VERIFIES PROPER MODE OF OPERATION (ASCII)
074*          OPEN - OPENS NECESSARY FILES USED BY MSADBUP
075*          INITIAL - CREATES MUNITION STORAGE AREA WORK FILE
076*          ACTION - PERFORMS REQUESTED ACTIONS ON DATA BASE
077*
078*****
079*
080          COMMON /PT1/BNUMB,BNAME,BTYPE,C11,C1204,C1208,C1212,C1218,C13,C14
081          COMMON /PT2/UPTOT,DELTOT,ADDTOT,BTOTAL
082          COMMON /PT3/NUMB,TOTKEY,KEY
083          CHARACTER BNAME*6,BNUMB*6,NUMB*6
084          INTEGER BTYPE*2
085          INTEGER *7 C11,C1204,C1208,C1212,C1218,C13,C14
086          INTEGER SW1,UPTOT,DELTOT,ADDTOT,BTOTAL,TOTKEY,KEY
087          CALL START (SW1)
088          IF (SW1.NE.0) GO TO 1
089          CALL OPEN
090          CALL INITIAL
091          CALL ACTION
092          1 STOP
093          END
094*
095*****          END MAIN          *****

```

```

097*****
098*
099   SUBROUTINE START (SW1)
100*
101*****
102*
103*****          PROGRAM IDENTIFICATION          *****
104*
105*   THIS ROUTINE VERIFIES PROPER MODE OF OPERATION (ASCII)
106*
107*****
108*
109*****
110*
111*****          VARIABLE IDENTIFICATION          *****
112*
113*   MODE(2) - SYSTEM VARIABLE:  0 - BCD, 1 - ASCII
114*   SW2 - INDICATOR SWITCH FOR PROPER MODE OF OPERATION (ASCII)
115*
116*****          SUBROUTINE NAMES          *****
117*
118*   CALLED BY:  MAIN
119*
120*   CALLS:  NONE
121*
122*****
123*
124*   INTEGER SW1*1
125*   IF (MODE(2).NE.0) GO TO 1
126*   SW1 = 1
127*   WRITE (6,2)
128*
129*   2   FORMAT (5X,"PLEASE RESTART USING 'RUN'")
130*
131*   1 RETURN
132*   END
133*
134*****          END START          *****

```

```

136*****
137*
138     SUBROUTINE OPEN
139*
140*****
141*
142*****          PROGRAM IDENTIFICATION          *****
143*
144*     THIS ROUTINE IS USED TO OPEN EXTERNAL FILES FOR PROGRAM CONTROL
145*
146*****
147*
148*****
149*
150*****          VARIABLE IDENTIFICATION          *****
151*
152*     ISTAT1 - FILE STATUS VARIABLE FOR PERMANENT FILE
153*     ISTAT9 - FILE STATUS VARIABLE FOR WORK FILE
154*
155*****          SUBROUTINE NAMES          *****
156*
157*     CALLED BY:  MAIN
158*
159*     CALLS:
160*         ATTACH - OPENS PERMANENT FILE
161*         CREATE - CREATES A TEMPORARY WORK FILE
162*         RANSIZ - SPECIFIES THE RECORD SIZE OF THE TEMPORARY
163*                 WORK FILE
164*
165*****
166*
167*
168***     CARD 999 WILL HAVE TO BE CHANGED FOR NEW USERS     ***
169*
170     CALL ATTACH (01,"79C06/DATA/MSADB;",3,0,ISTAT1, )
171     CALL CREATE (09,200,1,ISTAT2)
172     CALL RANSIZ (09,17,0)
173     RETURN
174     END
175*
176*****          END OPEN          *****

```

```

178*****
179*
180 SUBROUTINE INITIAL
181*
182*****
183*
184***** PROGRAM IDENTIFICATION *****
185*
186* THIS ROUTINE COPIES PERMANENT DATA BASE FILE ON TO THE TEMPORARY
187* WORK FILE
192*
193***** VARIABLE IDENTIFICATION *****
194*
195* BNAME - BUILDING NAME
196* BNUMB - BUILDING NUMBER
197* BTYPE - STANDARD BUILDING TYPE
198* C11 -NET EXPLOSIVE WEIGHT (NEW) FOR MUNITION CLASS/DIVISION 1.1
199* C1204 - NEW FOR CLASS/DIVISION/CAT 1.2 04
200* C1208 - NEW FOR CLASS/DIVISION/CAT 1.2 08
201* C1212 - NEW FOR CLASS/DIVISION/CAT 1.2 12
202* C1218 - NEW FOR CLASS/DIVISION/CAT 1.2 18
203* C13 - NEW FOR CLASS/DIVISION 1.3
204* C14 - NEW FOR CLASS/DIVISION 1.4
205* KEY - INDEX KEY FOR MUNITION STORAGE AREA WORK FILE
206* TOTKEY - NUMBER OF RECORDS IN DATA BASE
207*
208***** SUBROUTINE NAMES *****
209*
210* CALLED BY: MAIN
212* CALLS: NONE
213*
214*****
215*
216 COMMON /PT1/BNUMB,BNAME,BTYPE,C11,C1204,C1208,C1212,C1218,C13,C14
217 COMMON /PT3/NUMB,TOTKEY,KEY
218 CHARACTER BNAME*6,BNUMB*6,NUMB*6
219 INTEGER BTYPE*2
220 INTEGER *7 C11,C1204,C1208,C1212,C1218,C13,C14
221 INTEGER TOTKEY,KEY
222 KEY = 1
223 1 READ (01,2,END=3) BTYPE,BNAME,BNUMB,C11,C1204,C1208,C1212,C1218,C13,
224 & C14
225 WRITE (09,KEY) BTYPE,BNAME,BNUMB,C11,C1204,C1208,C1212,C1218,C13,C14
226 KEY = KEY + 1
227 GO TO 1
228 3 TOTKEY = KEY - 1
229*
230 2 FORMAT (I2,2A6,7I7)
231*
232 RETURN
233 END
234*
235***** END INITIAL *****

```

```

237*****
238*
239     SUBROUTINE ACTION
240*
243*****          PROGRAM IDENTIFICATION          *****
244*
245*     DRIVER ROUTINE THAT SELECTS THE APPROPRIATE ACTION TO BE
246*     ACCOMPLISHED
250*****
251*
252*****          VARIABLE IDENTIFICATION          *****
253*
254*     ACT - TYPE OF ACTION (VALUE - 1 TO 5)
255*     REC - CONTROL SWITCH: 0 - NOT FOUND, 1 - FOUND
256*     SW2 - FIRST PASS SWITCH: 0 - FIRST PASS, 1 - SUBSEQUENT PASSES
257*
258*****          SUBROUTINE NAMES          *****
259*
260*     CALLED BY:  MAIN
261*
262*     CALLS:
263*         MESSAG - PRINTS APPROPRIATE MESSAGE
264*         ITEM - ADDS A NEW RECORD OR CHANGES AN EXISTING RECORD
265*         DELREC - DELETES SPECIFIED RECORD FROM DATA BASE
266*         SEARCH - SEARCHES WORK FILE FOR SPECIFIED RECORD
267*         CLOSE - TERMINATES THE PROGRAM
268*
269*****
270*
271     INTEGER ACT*1,SW2*1,REC*1
272     SW2 = 0
273     CALL MESSAG (SW2,ACT,REC)
274     2   ACT = 0
275     CALL MESSAG (SW2,ACT,REC)
276     READ ,ACT
277     IF (ACT.LT.1.OR.ACT.GT.5) GO TO 8
278     GO TO (1,1,3,4,5),ACT
279     1   CALL ITEM (SW2,ACT,REC)
280     CALL MESSAG (SW2,ACT,REC)
281     GO TO 2
282     3   CALL DELREC (ACT,SW2)
283     GO TO 2
284     4   CALL SEARCH (REC,ACT)
285     CALL MESSAG (SW2,ACT,REC)
286     GO TO 2
287     8   ACT = 8
288     CALL MESSAG (SW2,ACT,REC)
289     GO TO 2
290     5   CALL CLOSE
291     CALL MESSAG (SW2,ACT,REC)
292*
293     7   FORMAT (I1)
294*
295     RETURN
296     END
297*
298*****          END ACTION          *****

```



```

300*****
301*
302 SUBROUTINE MESSAG (SW2,ACT,REC)
303*
304*****
305*
306***** PROGRAM IDENTIFICATION *****
307*
308* PRINTS THE APPROPRIATE MESSAGES
309*
310*****
311*
312*****
313*
314***** VARIABLE IDENTIFICATION *****
315*
316* ACT - TYPE OF ACTION BEING PERFORMED
317* ADDTOT - NUMBER OF RECORDS ADDED
318* BNAME - BUILDING NAME
319* BNUMB - BUILDING NUMBER
320* BTYPE - STANDARD BUILDING TYPE
321* BTOTAL - NUMBER OF RECORDS IN DATA BASE
322* C11 -NET EXPLOSIVE WEIGHT (NEW) FOR MUNITION CLASS/DIVISION 1.1
323* C1204 - NEW FOR CLASS/DIVISION/CAT 1.2 04
324* C1208 - NEW FOR CLASS/DIVISION/CAT 1.2 08
325* C1212 - NEW FOR CLASS/DIVISION/CAT 1.2 12
326* C1218 - NEW FOR CLASS/DIVISION/CAT 1.2 18
327* C13 - NEW FOR CLASS/DIVISION 1.3
328* C14 - NEW FOR CLASS/DIVISION 1.4
329* DELTOT - NUMBER OF RECORDS DELETED FROM DATA BASE
330* NUMB - BUILDING NUMBER
331* REC - FOUND/NOT FOUND SWITCH
332* SW2 - FIRST PASS SWITCH: 0 - FIRST PASS, 1 - SUBSEQUENT PASSES
333* UPTOT - NUMBER OF RECORDS UPDATED
334*
335***** SUBROUTINE NAMES *****
336*
337* CALLED BY:
338* ACTION
339* ITEM
340* DELREC
341*
342* CALLS: NONE
343*
344*****
345*
346 COMMON /PT1/BNUMB,BNAME,BTYPE,C11,C1204,C1208,C1212,C1218,C13,C14
347 COMMON /PT2/UPTOT,DELTOT,ADDTOT,BTOTAL
348 COMMON /PT3/NUMB,TOTKEY,KEY
349 CHARACTER BNAME*6,BNUMB*6,NUMB*6
350 INTEGER BTYPE*2
351 INTEGER *7 C11,C1204,C1208,C1212,C1218,C13,C14
352 INTEGER ACT*1,SW2*1,REC*1,UPTOT,DELTOT,ADDTOT,BTOTAL,TOTKEY,KEY
353 IF (SW2.NE.0) GO TO 1
354 SW2 = 1
355 WRITE (6,2)
356 GO TO 3
357 1 IF (REC.EQ.0) GO TO 4

```

```

358     IF (REC.EQ.2) GO TO 5
359     WRITE (6,6) NUMB
360     REC = 0
361     GO TO 3
362     5  WRITE (6,7) NUMB
363     REC = 0
364     GO TO 3
365     4  IF (ACT.NE.8) GO TO 15
366     WRITE (6,9)
367     GO TO 3
368     15 IF (ACT.NE.0) GO TO 8
369     WRITE (6,16)
370     GO TO 3
371     8  IF (ACT.NE.3) GO TO 10
372     WRITE (6,11) NUMB
373     GO TO 3
374     10 IF (ACT.NE.5) GO TO 12
375     WRITE (6,13) ADDTOT, UPTOT, DELTOT, BTOTAL
376     GO TO 3
377     12 IF (ACT.NE.9) GO TO 17
378     WRITE (6,18)
379     GO TO 3
380     17 WRITE (6,14) BNUMB, BNAME, BTYPE, C11, C1204, C1208, C1212, C1218, C13, C14
381*
382     2  FORMAT (//5X, "WELCOME TO THE MUNITION STORAGE AREA DATA BASE"//) *
383*
384     9  FORMAT (5X, "OPTIONS:", *
385     &    /25X, "1 - ADD RECORD"/, 25X, "2 - CHANGE RECORD"/, 25X, *
386     &    "3 - DELETE RECORD"/, 25X, "4 - DISPLAY RECORD"/, 25X, *
387     &    "5 - TERMINATE JOB"//) *
388*
389     6  FORMAT (5X, "RECORD ", A6, " DOES NOT EXIST"//) *
390*
391     7  FORMAT (5X, "RECORD ", A6, " ALREADY EXISTS"//) *
392*
393     11 FORMAT (5X, "RECORD ", A6, " HAS BEEN DELETED FROM THE DATA BASE"//) *
394*
395     13 FORMAT (5X, "YOU ARE NOW EXITING THE UPDATE PROGRAM"// *
396     &    15X, "ADDED - ", I3/, 15X, "CHANGED - ", I3/, 15X, "DELETED - ", *
397     &    I3/, 15X, "TOTAL NUMBER OF RECORDS IN DATA BASE - ", I3//) *
398*
399     14 FORMAT (5X, "BUILDING NR - ", A6, /, 10X, "NAME - ", A6, /, 10X, "TYPE - ", *
400     &    I2, /, 10X, "CLASS/DIV 1.1 NEW - ", I7, " LBS"/, 10X, *
401     &    "CLASS/DIV/CAT 1.2 04 NEW - ", I7, " LBS"/, 10X, *
402     &    "CLASS/DIV/CAT 1.2 08 NEW - ", I7, " LBS"/, 10X, *
403     &    "CLASS/DIV/CAT 1.2 12 NEW - ", I7, " LBS"/, 10X, *
404     &    "CLASS/DIV/CAT 1.2 18 NEW - ", I7, " LBS"/, 10X, *
405     &    "CLASS/DIV 1.3 NEW - ", I7, " LBS"/, 10X, *
406     &    "CLASS/DIV 1.4 NEW - ", I7, " LBS"//) *
407*
408     16 FORMAT (5X, "ENTER THE ONE DIGIT TRANSACTION DESIRED:"//) *
409*
410     18 FORMAT (5X, "OPTIONS:", *
411     &    /10X, "02 - NAME (6A)", /10X, "03 - STD TYPE BLDG (99)", *
412     &    /10X, "04 - CLASS/DIV 1.1 NEW (9999999) IN LBS"/, 10X, *
413     &    "05 - CLASS/DIV/CAT 1.2 04 NEW (9999999) IN LBS"/, 10X, *
414     &    "06 - CLASS/DIV/CAT 1.2 08 NEW (9999999) IN LBS"/, 10X, *
415     &    "07 - CLASS/DIV/CAT 1.2 12 NEW (9999999) IN LBS"/, 10X,

```

```
416      &  "08 - CLASS/DIV/CAT 1.2 18 NEW (9999999) IN LBS"/,10X,  
417      &  "09 - CLASS/DIV 1.3 NEW (9999999) IN LBS"/,10X,  
418      &  "10 - CLASS/DIV 1.4 NEW (9999999) IN LBS"/,10X,  
419      &  "11 - FINISHED WITH THIS RECORD"//)  
420*                                           *  
421      3 RETURN  
422      END  
423*                                           *  
424*****                                END MESSAG                *****
```

```

426*****
427*
428     SUBROUTINE ITEM (SW2,ACT,REC)
429*
430*****
431*
432*****          PROGRAM IDENTIFICATION          *****
433*
434*     THIS ROUTINE WILL EITHER CREATE A NEW RECORD OR
435*     UPDATE SPECIFIED ITEMS OF AN EXISTING RECORD
436*
437*****
438*
439*****
440*
441*****          VARIABLE IDENTIFICATION          *****
442*
443*     ACT - TYPE OF ACTION IN PROGRESS
444*     ADDTOT - NUMBER OF RECORDS ADDED TO DATA BASE
445*     BNAME - BUILDING NAME
446*     BNUMB - BUILDING NUMBER
447*     BTYPE - STANDARD BUILDING TYPE
448*     C11 -NET EXPLOSIVE WEIGHT (NEW) FOR MUNITION CLASS/DIVISION 1.1
449*     C1204 - NEW FOR CLASS/DIVISION/CAT 1.2 04
450*     C1208 - NEW FOR CLASS/DIVISION/CAT 1.2 08
451*     C1212 - NEW FOR CLASS/DIVISION/CAT 1.2 12
452*     C1218 - NEW FOR CLASS/DIVISION/CAT 1.2 18
453*     C13 - NEW FOR CLASS/DIVISION 1.3
454*     C14 - NEW FOR CLASS/DIVISION 1.4
455*     IT - ARRAY CONTAINING ITEM NAMES TO BE PROCESSED
456*     ITEMNR - INDEX FOR IT ARRAY
457*     NUMB - BUILDING NUMBER
458*     REC - FOUND/NOT FOUND SWITCH
459*     TOTKEY - NUMBER OF RECORDS IN DATA BASE
460*
461*****          SUBROUTINE NAMES          *****
462*
463*     CALLED BY:  ACTION
464*
465*     CALLS:
466*           SEARCH - SEARCHES WORK FILE FOR SPECIFIED RECORD
467*           MESSAG - PRINTS SPECIFIED MESSAGE
468*           RITE - WRITES SPECIFIED RECORD
469*
470*****
471*
472*     COMMON /PT1/BNUMB,BNAME,BTYPE,C11,C1204,C1208,C1212,C1218,C13,C14
473*     COMMON /PT2/UPTOT,DELTOT,ADDTOT,BTOTAL
474*     COMMON /PT3/NUMB,TOTKEY,KEY
475*     CHARACTER BNAME*6,BNUMB*6,NUMB*6
476*     INTEGER BTYPE*2
477*     INTEGER *7 C11,C1204,C1208,C1212,C1218,C13,C14
478*     INTEGER ACT*1,ITEMNR*2,REC*1,ADDTOT,UPTOT,TOTKEY,KEY
479*     CHARACTER IT*41(10)/"BLDG NUMBER (XXXXXX)","NAME (AAAAAA)",
480*     & "TYPE (99)","CLASS/DIV 1.1 NEW (9999999) IN LBS",
481*     & "CLASS/DIV/CAT 1.2 04 NEW (9999999) IN LBS",
482*     & "CLASS/DIV/CAT 1.2 08 NEW (9999999) IN LBS",
483*     & "CLASS/DIV/CAT 1.2 12 NEW (9999999) IN LBS",

```

```

484      &    "CLASS/DIV/CAT 1.2 18 NEW (9999999) IN LBS",
485      &    "CLASS/DIV 1.3 NEW (9999999) IN LBS",
486      &    "CLASS/DIV 1.4 NEW (9999999) IN LBS"/
487      CALL SEARCH (REC,ACT)
488      IF (REC.EQ.0.AND.ACT.EQ.1) GO TO 1
489      IF (REC.EQ.1.AND.ACT.EQ.2) GO TO 16
490      IF (REC.EQ.1.AND.ACT.EQ.1) GO TO 27
491  19  WRITE (6,26) NUMB
492      READ ,ITEMNR
493      IF (ITEMNR.GE.2.AND.ITEMNR.LE.11)GO TO 30
494      ITEMNR = 1
495      ACT = 9
496      CALL MESSAG (SW2,ACT,REC)
497      ACT = 2
498  30  GO TO (19,2,3,4,5,6,7,8,9,10,11),ITEMNR
499  27  ITEMNR = 2
500      BNUMB = NUMB
501  2  WRITE (6,23) IT(ITEMNR)
502      READ ,BNAME
503      IF (ACT.EQ.2) GO TO 19
504      ITEMNR = ITEMNR + 1
505  3  WRITE (6,23) IT(ITEMNR)
506      READ ,BTYPE
507      IF (ACT.EQ.2) GO TO 19
508      ITEMNR = ITEMNR + 1
509  4  WRITE (6,23) IT(ITEMNR)
510      READ ,C11
511      IF (ACT.EQ.2) GO TO 19
512      ITEMNR = ITEMNR + 1
513  5  WRITE (6,23) IT(ITEMNR)
514      READ ,C1204
515      IF (ACT.EQ.2) GO TO 19
516      ITEMNR = ITEMNR + 1
517  6  WRITE (6,23) IT(ITEMNR)
518      READ ,C1208
519      IF (ACT.EQ.2) GO TO 19
520      ITEMNR = ITEMNR + 1
521  7  WRITE (6,23) IT(ITEMNR)
522      READ ,C1212
523      IF (ACT.EQ.2) GO TO 19
524      ITEMNR = ITEMNR + 1
525  8  WRITE (6,23) IT(ITEMNR)
526      READ ,C1218
527      IF (ACT.EQ.2) GO TO 19
528      ITEMNR = ITEMNR + 1
529  9  WRITE (6,23) IT(ITEMNR)
530      READ ,C13
531      IF (ACT.EQ.2) GO TO 19
532      ITEMNR = ITEMNR + 1
533  10 WRITE (6,23) IT(ITEMNR)
534      READ ,C14
535      IF (ACT.EQ.2) GO TO 19
536  11 CALL RITE
537      REC = 0
538      IF (ACT.NE.1) GO TO 28
539      ADDTOT = ADDTOT + 1
540      TOTKEY = TOTKEY + 1
541  28  IF (ACT.EQ.2) UPTOT=UPTOT+1

```

```
542      GO TO 16
543      1  REC = 2
544*
545      23  FORMAT (5X,"ENTER THE INFORMATION FOR THE ",A41)
546*
547      26  FORMAT (5X,"ENTER THE 2 DIGIT ITEM NUMBER OF THE ITEM TO BE ",
548      &   /10X,"CHANGED FOR BUILDING NR ",A6//)
549*
550      16  RETURN
551      END
552*
553*****                               END ITEM                               *****
```

```

555*****
556*
557     SUBROUTINE DELREC (ACT,SW2)
558*
559*****
560*
561*****          PROGRAM IDENTIFICATION          *****
562*
563*     THIS ROUTINE WILL DELETE THE SPECIFIED EXISTING RECORD FROM
564*     THE DATA BASE
565*
566*****
567*
568*****
569*
570*****          VARIABLE IDENTIFICATION          *****
571*
572*     ACT - TYPE OF ACTION IN PROGRESS
573*     BNAME - BUILDING NAME
574*     BNUMB - BUILDING NUMBER
575*     NUMB - BUILDING NUMBER
576*     DELTOT - NUMBER OF RECORDS DELETED
577*     REC - FOUND/NOT FOUND SWITCH
578*     SW2 - FIRST PASS SWITCH: 0 - FIRST PASS, 1 - SUBSEQUENT PASSES
579*
580*****          SUBROUTINE NAMES          *****
581*
582*     CALLED BY: ACTION
583*
584*     CALLS:
585*         SEARCH - SEARCHES WORK FILE FOR SPECIFIED RECORD
586*         RITE - WRITES DELETED IDENTIFIER FOR SPECIFIED RECORD
587*         MESSAG - PRINTS SPECIFIED MESSAGE
588*
589*****
590*
591     COMMON /PT1/BNUMB,BNAME,BTYPE,C11,C1204,C1208,C1212,C1218,C13,C14
592     COMMON /PT2/UPTOT,DELTOT,ADDTOT,BTOTAL
593     COMMON /PT3/NUMB,TOTKEY,KEY
594     CHARACTER BNAME*6,BNUMB*6,NUMB*6
595     INTEGER BTYPE*2
596     INTEGER *7 C11,C1204,C1208,C1212,C1218,C13,C14
597     INTEGER SW2*1,ACT*1,REC*1,DELTOT,TOTKEY,KEY
598     CALL SEARCH (REC,ACT)
599     IF (REC.EQ.1) GO TO 1
600     NUMB = BNUMB
601     DELTOT = DELTOT + 1
602     BNAME = "*****"
603     CALL RITE
604     1 CALL MESSAG (SW2,ACT,REC)
605     RETURN
606     END
607*
608*****          END DELREC          *****

```

```

610*****
611*
612 SUBROUTINE SEARCH (REC,ACT)
613*
614*****
615*
616***** PROGRAM IDENTIFICATION *****
617*
618* THIS ROUTINE SEARCHES WORK FILE FOR SPECIFIED RECORD
619*
620*****
621*
622*****
623*
624***** VARIABLE IDENTIFICATION *****
625*
626* ACT - TYPE OF ACTION IN PROGRESS
627* BNAME - BUILDING NAME
628* BNUMB - BUILDING NUMBER
629* BTYPE - STANDARD BUILDING TYPE
630* C11 -NET EXPLOSIVE WEIGHT (NEW) FOR MUNITION CLASS/DIVISION 1.1
631* C1204 - NEW FOR CLASS/DIVISION/CAT 1.2 04
632* C1208 - NEW FOR CLASS/DIVISION/CAT 1.2 08
633* C1212 - NEW FOR CLASS/DIVISION/CAT 1.2 12
634* C1218 - NEW FOR CLASS/DIVISION/CAT 1.2 18
635* C13 - NEW FOR CLASS/DIVISION 1.3
636* C14 - NEW FOR CLASS/DIVISION 1.4
637* KEY - INDEX KEY FOR MUNITION STORAGE AREA WORK FILE
638* NUMB - BUILDING NUMBER
639* REC - FOUND/NOT FOUND SWITCH
640* TOTKEY - NUMBER OF RECORDS IN DATA BASE
641* WRD - ARRAY CONTAINING TYPE OF ACTION IN PROGRESS
642*
643***** SUBROUTINE NAMES *****
644*
645* CALLED BY:
646* ACTION
647* ITEM
648* DELREC
649*
650* CALLS: NONE
651*
652*****
653*
654 COMMON /PT1/BNUMB,BNAME,BTYPE,C11,C1204,C1208,C1212,C1218,C13,C14
655 COMMON /PT3/NUMB,TOTKEY,KEY
656 CHARACTER BNAME*6,BNUMB*6,NUMB*6
657 INTEGER BTYPE*2
658 INTEGER *7 C11,C1204,C1208,C1212,C1218,C13,C14
659 INTEGER REC*1,TOTKEY,KEY,ACT*1
660 CHARACTER WRD*9(4)/"ADDED","CHANGED","DELETED","DISPLAYED"/
661 WRITE (6,1) WRD(ACT)
662 READ ,NUMB
663 KEY = 1
664 4 READ (09'KEY) BTYPE,BNAME,BNUMB,C11,C1204,C1208,C1212,C1218,C13,C14
665 IF (NUMB.EQ.BNUMB) GO TO 5
666 KEY = KEY + 1
667 IF (TOTKEY.GE.KEY) GO TO 4

```



```
668      GO TO 6
669      5  IF (BNAME.EQ."****") GO TO 6
670      REC = 0
671      GO TO 7
672*
673      1  FORMAT (5X,"ENTER THE 6 CHARACTER BUILDING NUMBER OF RECORD TO BE ",
674      &      A9)
675*
676      6  REC = 1
677      7  RETURN
678      END
679*
680*****                          END SEARCH                          *****
```

```

682*****
683*
684 SUBROUTINE CLOSE
685*
686*****
687*
688***** PROGRAM IDENTIFICATION *****
689*
690* THIS ROUTINE WRITES THE UPDATED DATA BASE BACK TO THE
691* PERMANENT FILE
692*
693*****
694*
695*****
696*
697***** VARIABLE IDENTIFICATION *****
698*
699* BNAME - BUILDING NAME
700* BNUMB - BUILDING NUMBER
701* BTYPE - STANDARD BUILDING TYPE
702* BTOTAL - NUMBER OF RECORDS IN DATA BASE
703* C11 -NET EXPLOSIVE WEIGHT (NEW) FOR MUNITION CLASS/DIVISION 1.1
704* C1204 - NEW FOR CLASS/DIVISION/CAT 1.2 04
705* C1208 - NEW FOR CLASS/DIVISION/CAT 1.2 08
706* C1212 - NEW FOR CLASS/DIVISION/CAT 1.2 12
707* C1218 - NEW FOR CLASS/DIVISION/CAT 1.2 18
708* C13 - NEW FOR CLASS/DIVISION 1.3
709* C14 - NEW FOR CLASS/DIVISION 1.4
710* KEY - INDEX KEY FOR MUNITION STORAGE AREA WORK FILE
711* TOTKEY - NUMBER OF RECORDS IN DATA BASE
712*
713***** SUBROUTINE NAMES *****
714*
715* CALLED BY: ACTION
716*
717* CALLS: DETACH - RELEASES SPECIFIED FILE FROM PROGRAM CONTROL
718*
719*****
720*
721 COMMON /PT1/BNUMB,BNAME,BTYPE,C11,C1204,C1208,C1212,C1218,C13,C14
722 COMMON /PT2/UPTOT,DELTOT,ADDTOT,BTOTAL
723 COMMON /PT3/NUMB,TOTKEY,KEY
724 CHARACTER BNAME*6,BNUMB*6,NUMB*6
725 INTEGER BTYPE*2
726 INTEGER *7 C11,C1204,C1208,C1212,C1218,C13,C14
727 INTEGER BTOTAL,TOTKEY,KEY
728 KEY = 1
729 REWIND 01
730 1 READ (09,KEY) BTYPE,BNAME,BNUMB,C11,C1204,C1208,C1212,C1218,C13,C14
731 IF (BNAME.NE."****") GO TO 5
732 KEY = KEY + 1
733 IF (KEY.GT.TOTKEY) GO TO 4
734 GO TO 1
735 5 WRITE (01,2) BTYPE,BNAME,BNUMB,C11,C1204,C1208,C1212,C1218,C13,C14
736 BTOTAL = BTOTAL + 1
737 KEY = KEY + 1
738 IF (KEY.GT.TOTKEY) GO TO 4
739 GO TO 1

```

```
740*
741 2  FORMAT (I2,2A6,7I7)
742*
743 4  CALL DETACH (01,ISTAT1, )
744      CALL DETACH (09,ISTAT9, )
745      RETURN
746      END
747*
748*****                               END CLOSE                               *****
```

```

750*****
751*
752     SUBROUTINE RITF
753*
754*****
755*
756*****          PROGRAM IDENTIFICATION          *****
757*
758*     THIS ROUTINE WRITES A RECORD TO THE STANDARD BUILDING WORK FILE
759*
760*****
761*
762*****
763*
764*****          VARIABLE IDENTIFICATION          *****
765*
766*     BNAME - BUILDING NAME
767*     BNUMB - BUILDING NUMBER
768*     BTYPE - STANDARD BUILDING TYPE
769*     C11 -NET EXPLOSIVE WEIGHT (NEW) FOR MUNITION CLASS/DIVISION 1.1
770*     C1204 - NEW FOR CLASS/DIVISION/CAT 1.2 04
771*     C1208 - NEW FOR CLASS/DIVISION/CAT 1.2 08
772*     C1212 - NEW FOR CLASS/DIVISION/CAT 1.2 12
773*     C1218 - NEW FOR CLASS/DIVISION/CAT 1.2 18
774*     C13 - NEW FOR CLASS/DIVISION 1.3
775*     C14 - NEW FOR CLASS/DIVISION 1.4
776*     KEY - INDEX KEY FOR MUNITION STORAGE AREA WORK FILE
777*
778*****          SUBROUTINE NAMES          *****
779*
780*     CALLED BY:
781*           DELREC
782*           ITEM
783*
784*     CALLS: NONE
785*
786*****
787*
788*     COMMON /PT1/BNUMB,BNAME,BTYPE,C11,C1204,C1208,C1212,C1218,C13,C14
789*     COMMON /PT3/NUMB,TOTKEY,KEY
790*     CHARACTER BNAME*6,BNUMB*6,NUMB*6
791*     INTEGER BTYPE*2
792*     INTEGER *7 C11,C1204,C1208,C1212,C1218,C13,C14
793*     INTEGER TOTKEY,KEY
794*     WRITE (09'KEY) BTYPE,BNAME,BNUMB,C11,C1204,C1208,C1212,C1218,C13,C14
795*     RETURN
796*
797*****          END RITE          *****
798     END

```

Appendix G

NSNDB Utility Program Flow Chart

NSNDBUF

```
      01A  
CALL START (SWI  
IF (SWI NE 0)  
CALL OPEN  
CALL INITIAL  
CALL ACTION  
STOP  
END
```

01B

SECRET

```
01A  
T. IF (MCC(2).NE.  
0) F  
SW1 = [ ]  
WRITE (6,2) [ ]  
RETURN [ ]  
END [ ]
```

[ ] 01B

1 1 1 1 1 1 1 1 1 1

```

      OLA
      CALL ATTACH (01
      7300
      /DATA/NSNDB
      CALL CREATE (09
      200,1,1,STAT2)
      CALL RANSIZ (09
      2,2,0)
      RETURN
      END

```



01A

KEY = 1

01B

READ (01, 2, END=  
3)  
MCH, MNSN, MPH, MD  
W, MFD, MUPP, MFGW  
MPHEW, MCG, MCD  
MC

WRITE (03, KEY)  
MCH, MNSN, MPH, MD  
W, MFD, MUPP, MFGW  
MPHEW, MCG, MCD  
MC

KEY = KEY + 1

GO TO 1

01C

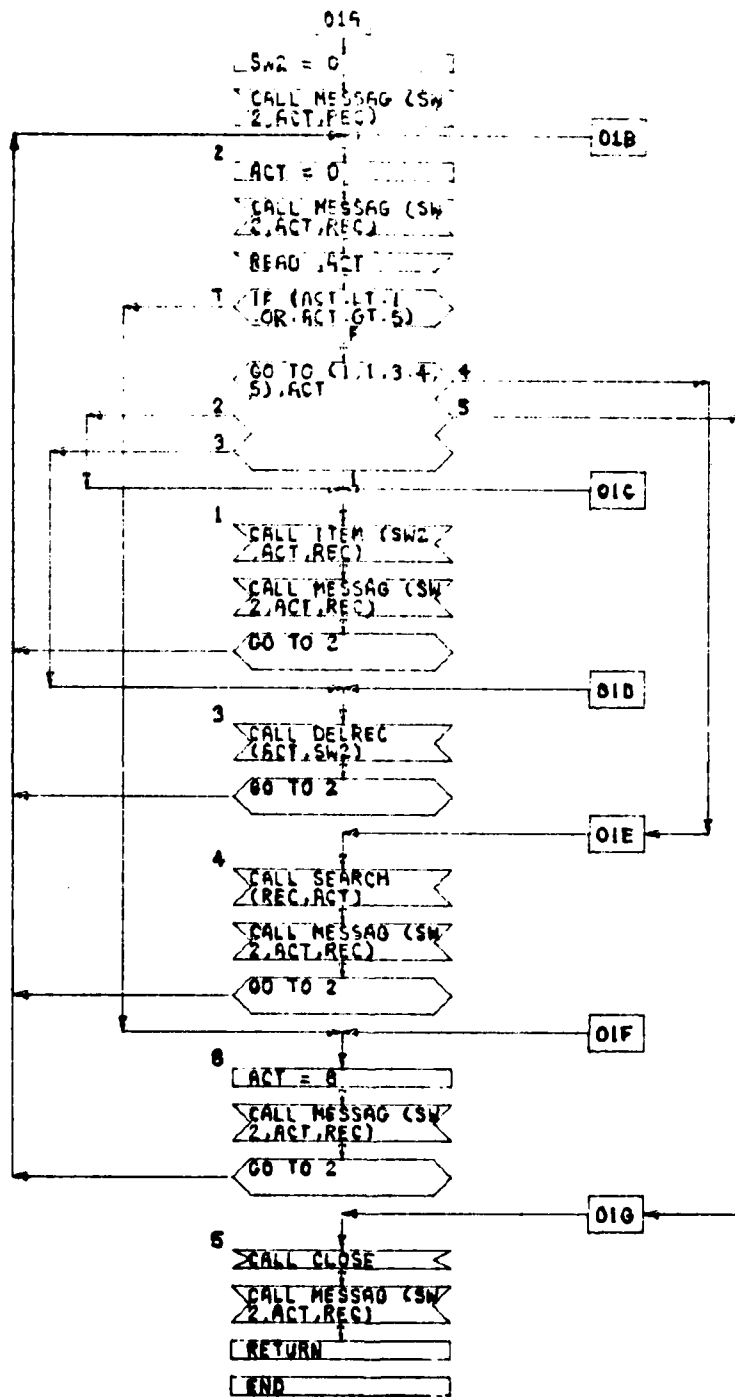
TOTKEY = KEY -

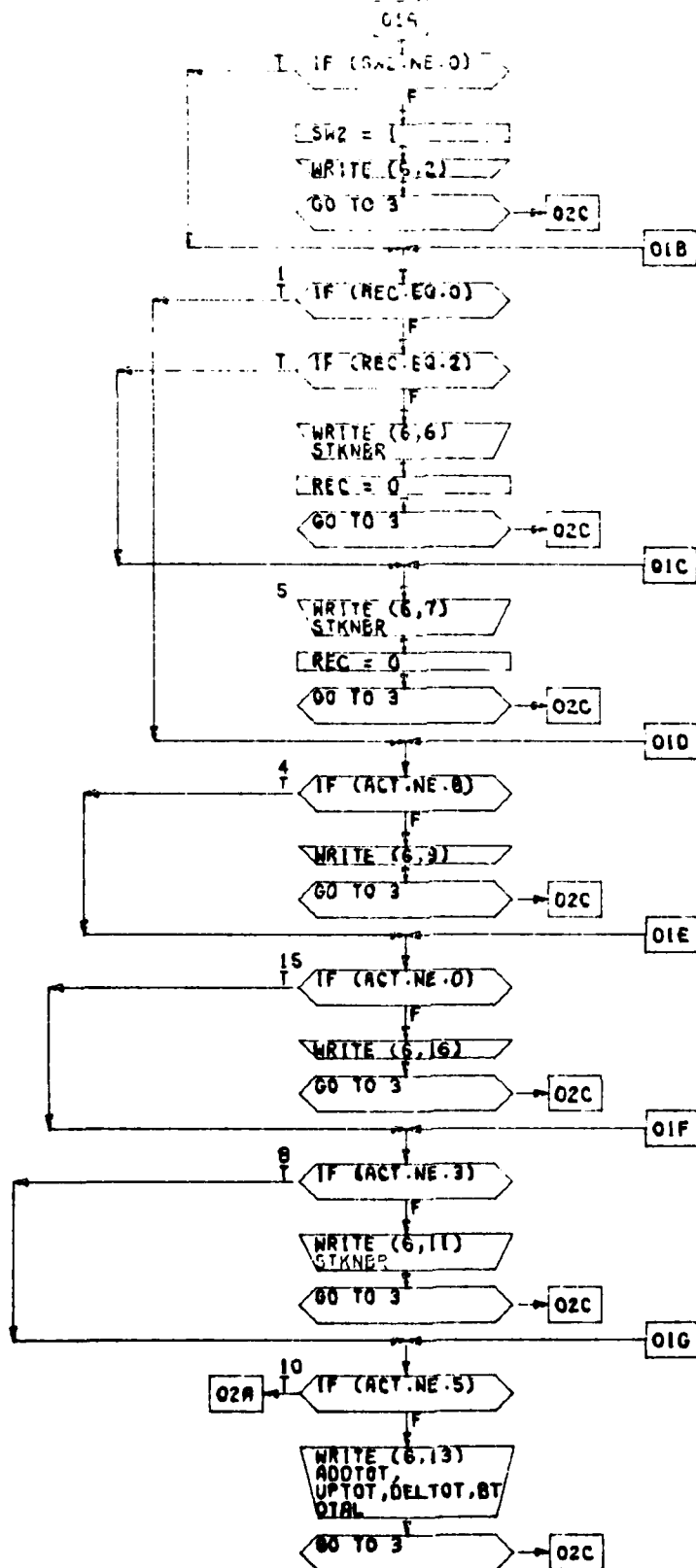
RETURN

END

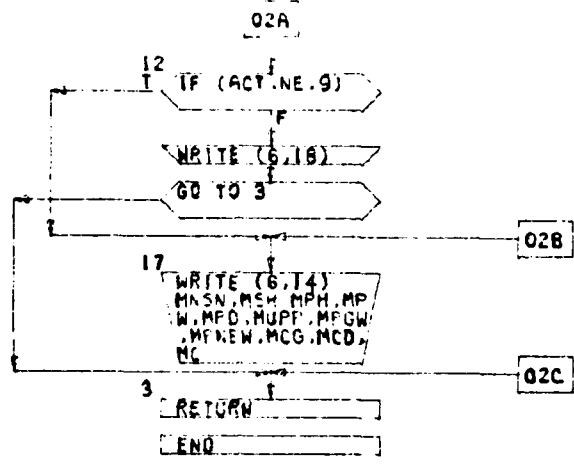
ROUTINE ACTION

Page 1

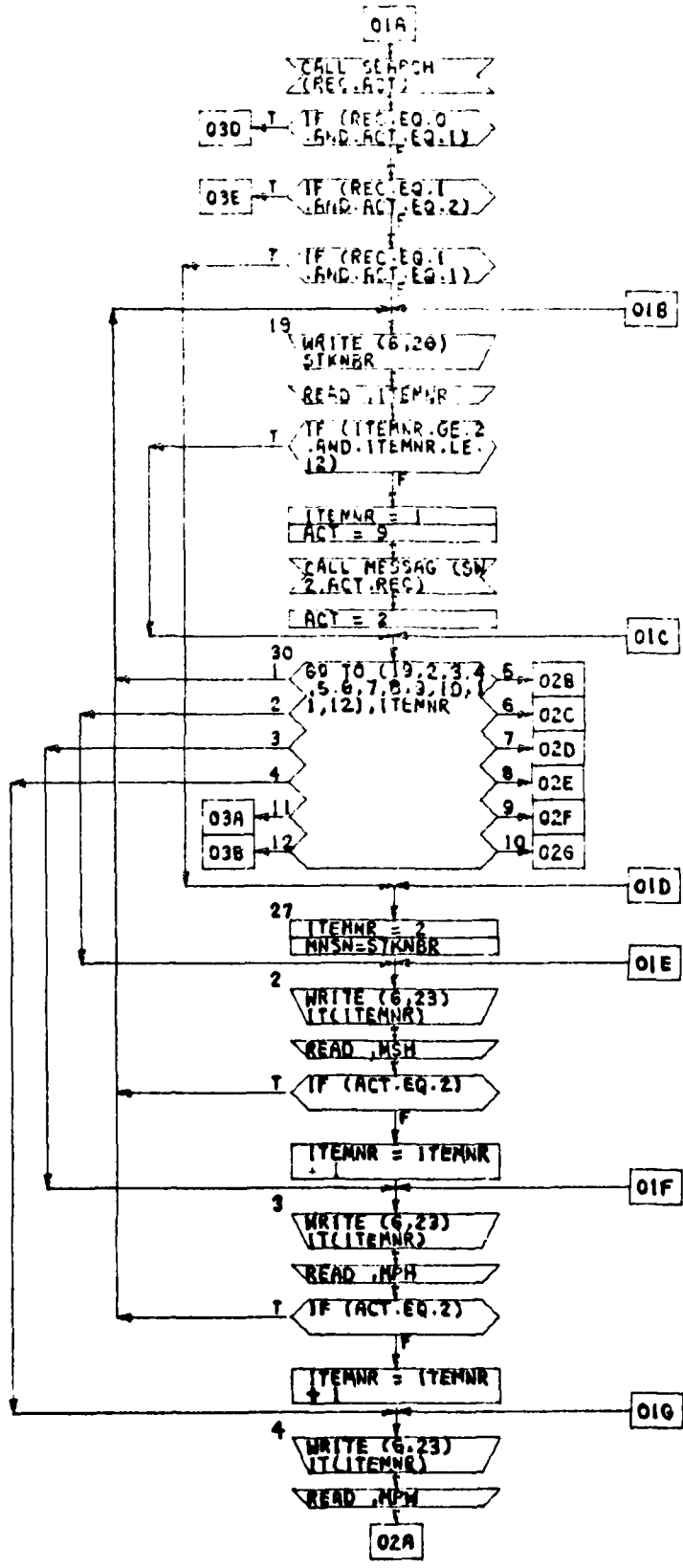




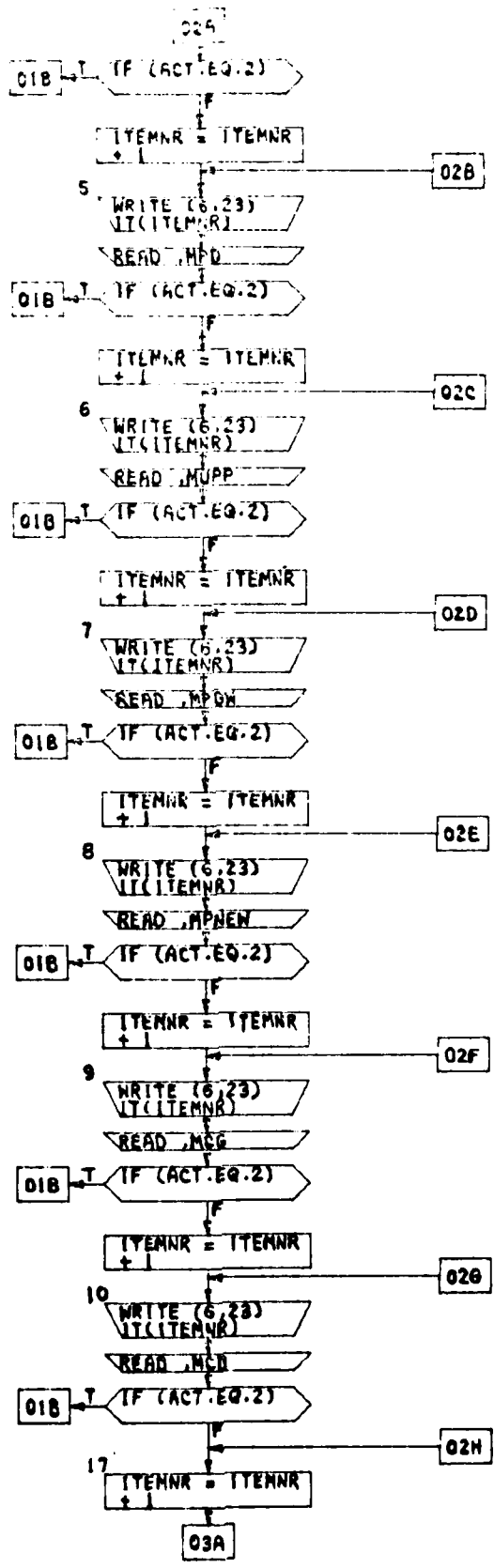
SUBROUTINE MESSG3



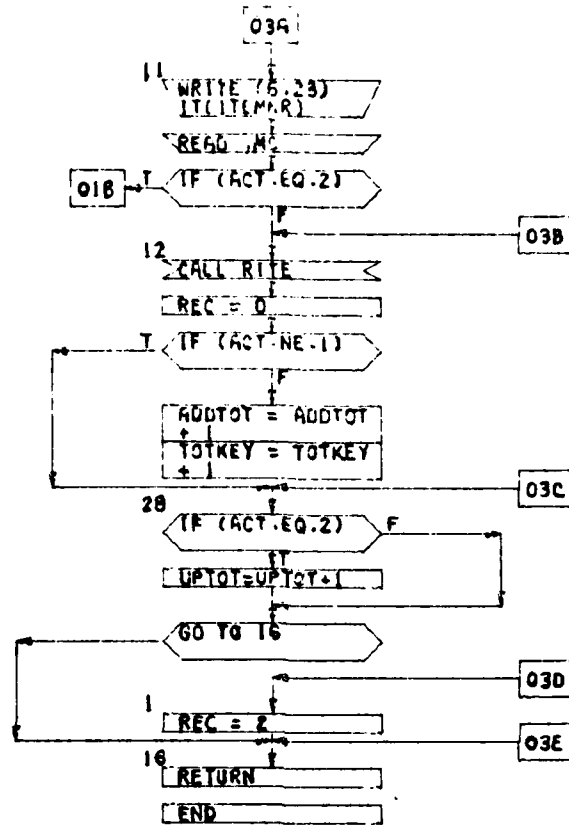
SUBROUTINE ITEM



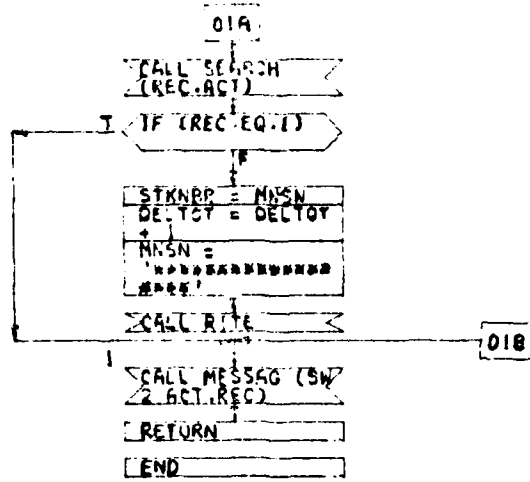
SUBROUTINE ITEM



SUBROUTINE ITEM

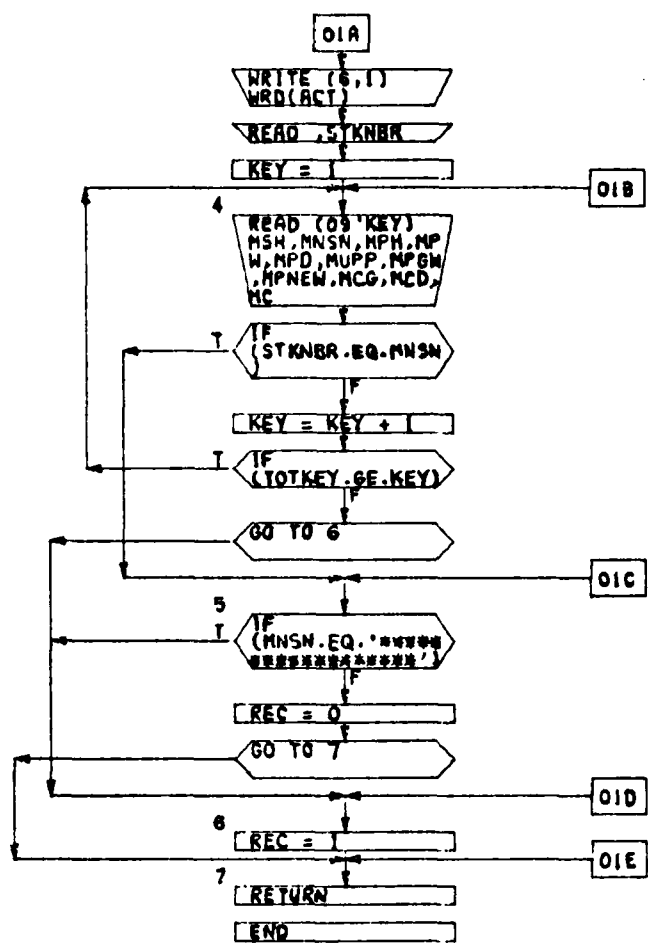


SUBROUTINE DEL REC

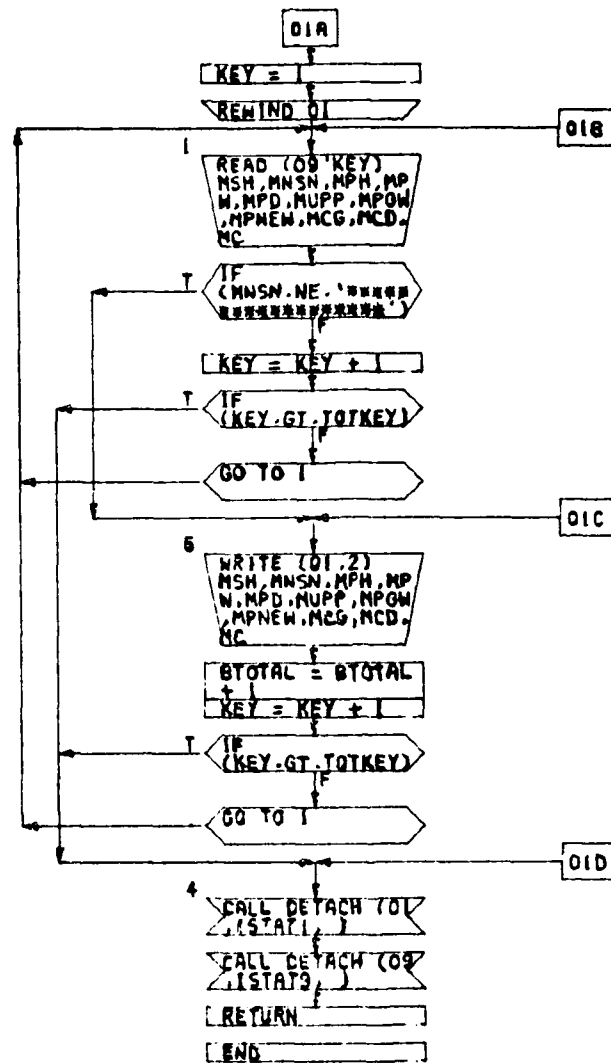




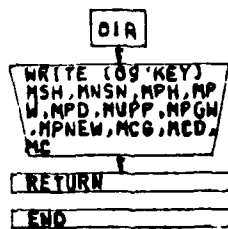
SUBROUTINE SEARCH



SUBROUTINE CLOSE



SUBROUTINE RITE



Appendix H

NSNDB Utility Program Source Listing

```

001*#RUN * = /OBJECT/NSNDBUP (NOGO)
002C      NATIONAL STOCK NUMBER DATA BASE UTILITY PROGRAM          23 NOV 79
003C
004C
005C
006C
007*****
008*                                           *
009*      NSNDBUP MAIN                                           *
010*                                           *
011*****
012*                                           *
013*****          PROGRAM IDENTIFICATION          *****
014*                                           *
015*      NSNDBUP IS RESPONSIBLE FOR CREATING AND MAINTAINING RECORDS
016*      IN THE NATIONAL STOCK NUMBER DATA BASE
017*                                           *
018*****
019*                                           *
020C      ENTER A ONE DIGIT VALUE AND HIT CARRIAGE RETURN
021C          1 - ADD
022C          2 - CHANGE
023C          3 - DELETE
024C          4 - DISPLAY
025C          5 - TERMINATE
026*                                           *
027C      IF "1" (ADD RECORD)
028C          FILL IN APPROPRIATE DATA ITEMS AS THEY ARE PRESENTED
029C          AND HIT THE CARRIAGE RETURN
030*                                           *
031C      IF "2" (CHANGE RECORD)
032C          ENTER 18 DIGIT NATIONAL STOCK NUMBER OF RECORD TO BE CHANGED
033C          (REF AFTO 11A-1-46) AND HIT THE CARRIAGE RETURN
034*                                           *
035C      THEN ENTER TWO DIGIT ITEM NUMBER TO BE CHANGED
036C          AND HIT THE CARRIAGE RETURN
037*                                           *
038C      ITEM  ITEM          INPUT FORMAT
039C      NR
040C      01 - NATIONAL STOCK NUMBER          9999-99-999-9999AA
041C      02 - STACKING HEIGHT (# OF PACKAGES) 9999
042C      03 - PACKAGE HEIGHT (IN FEET)        999.9
043C      04 - PACKAGE WIDTH (IN FEET)         999.9
044C      05 - PACKAGE LENGTH (IN FEET)        999.9
045C      06 - UNITS PER PACKAGE                9999
046C      07 - GROSS WEIGHT (IN POUNDS)         99999.9999
047C      08 - NET EXPLOSIVE WEIGHT (IN POUNDS) 99999.9999
048C      09 - COMPATIBILITY GROUP              A
049C      10 - CLASS/DIVISION                   9.9

```

```

050C          11 - CATEGORY FOR 1.2          99
051*
052C          12 - FINISHED CURRENT TRANSACTION
053*
054C          IF "3" (DELETE RECORD)
055C              ENTER 18 DIGIT STOCK NUMBER OF RECORD TO BE DELETED
056C              AND HIT THE CARRIAGE RETURN
057*
058C          IF "4" (DISPLAY RECORD)
059C              ENTER 4 DIGIT STOCK NUMBER OF RECORD TO BE DISPLAYED
060C              AND HIT THE CARRIAGE RETURN
061*
062C          IF "5" TERMINATE THE EXECUTION OF THIS PROGRAM
063*
064*****
065*
066*****          VARIABLE IDENTIFICATION          *****
067*
068*          SW1 - INDICATOR SWITCH FOR PROPER MODE OF OPERATION (ASCII)
069*
070*****          SUBROUTINE NAMES          *****
071*
072*          CALLED BY:  NONE
073*
074*          CALLS:
075*              START - VERIFIES PROPER MODE OF OPERATION (ASCII)
076*              OPEN - OPENS NECESSARY FILES FOR THE PROGRAM
077*              INITIAL - INITIALIZES THE NATIONAL STOCK NUMBER WORK FILE
078*              ACTION - PERFORMS ALL THE REQUESTED ACTIONS ON THE DATA BASE
079*
080*****
081*
082          COMMON /PT1/MNSN,MSH,MPH,MPW,MPD,MUPP,MPGW,MPNEW,MCG,MCD,MC
083          COMMON /PT2/UPTOT,DELTOT,ADDTOT,BTOTAL
084          COMMON /PT3/STKNBR,TOTKEY,KEY
085          CHARACTER MNSN*18,STKNBR*18,MCG*1
086          INTEGER MUPP*4,MC*2,MSH*4
087          INTEGER SW1,UPTOT,DELTOT,ADDTOT,BTOTAL,TOTKEY,KEY
088          REAL MPH,MPW,MPD,MPGW,MPNEW,MCD
089          CALL START (SW1)
090          IF (SW1.NE.0) GO TO 1
091          CALL OPEN
092          CALL INITIAL
093          CALL ACTION
094          1 STOP
095          END
096*
097*****          END MAIN          *****

```

```

099*****
100*
101 SUBROUTINE START (SW1)
102*
103*****
104*
105***** PROGRAM IDENTIFICATION *****
106*
107* THIS ROUTINE VERIFIFS PROPER MODE OF OPERATION (ASCII)
108*
109*****
110*
111*****
112*
113***** VARIABLE IDENTIFICATION *****
114*
115* MODE(2) - SYSTEM VARIABLE: 0 - BCD, 1 - ASCII
116* SW1 - INDICATOR SWITCH FOR PROPER MODE OF OPERATION (ASCII)
117*
118***** SUBROUTINE NAMES *****
119*
120* CALLED BY: MAIN
121*
122* CALLS: NONE
123*
124*****
125*
126 INTEGER SW1*1
127 IF (MODE(2).NE.0) GO TO 1
128 SW1 = 1
129 WRITE (6,2)
130*
131 2 FORMAT (5X,"PLEASE RESTART USING 'RUN'")
132*
133 1 RETURN
134 END
135*
136***** END START *****

```

```

138*****
139*
140     SUBROUTINE OPEN
141*
142*****
143*
144*****          PROGRAM IDENTIFICATION          *****
145*
146*     THIS ROUTINE INITIALIZES THE WORK FILE
147*
148*****
149*
150*****
151*
152*****          VARIABLE IDENTIFICATION          *****
153*
154*     ISTAT1 - FILE STATUS VARIABLE FOR PERMANENT FILE
155*     ISTAT9 - FILE STATUS VARIABLE FOR WORK FILE
156*
157*****          SUBROUTINE NAMES          *****
158*
159*     CALLED BY:  MAIN
160*
161*     CALLS:
162*           ATTACH - OPENS PERMANENT FILE
163*           CREATE - CREATES A TEMPORARY WORK FILE
164*           RANSIZ - DEFINES THE RECORD SIZE FOR THE WORK FILE
165*
166*****
167*
168***     CARD 999 WILL HAVE TO BE CHANGED FOR NEW USERS     ***
169*
170     CALL ATTACH (01,"79C06/DATA/NSNDB;",3,0,ISTAT1, )
171     CALL CREATE (09,200,1,ISTAT2)
172     CALL RANSIZ (09,20,0)
173     RETURN
174     END
175*
176*****          END OPEN          *****

```

```

178*****
179*
180 SUBROUTINE INITIAL
181*
182*****
183*
184***** PROGRAM IDENTIFICATION *****
185*
186* THIS ROUTINE COPIES THE PERMANENT DATA BASE ON TO THE TEMPORARY
187* WORK FILE
188*
189*****
190*
191*****
192*
193***** VARIABLE IDENTIFICATION *****
194*
195* KEY - INDEX KEY FOR NATIONAL STOCK NUMBER WORK FILE
196* MC - MUNITION CLASS/DIVISION
197* MCD - MUNITION CLASS/DIVISION
198* MCG - MUNITION COMPATIBILITY GROUP
199* MNSN - MUNITION NATIONAL STOCK NUMBER
200* MPD - MUNITION PACKAGE LENGTH
201* MPGW - MUNITION PACKAGE GROSS WEIGHT
202* MPH - MUNITION PACKAGE HEIGHT
203* MPNEW - MUNITION PACKAGE NET EXPLOSIVE WEIGHT
204* MPW - MUNITION PACKAGE WEIGHT
205* MSH - MUNITION STACKING HEIGHT (IN PACKAGES)
206* MUPP - NUMBER OF UNITS PER PACKAGE
207* TOTKEY - NUMBER OF RECORDS IN DATA BASE
208*
209***** SUBROUTINE NAMES *****
210*
211* CALLED BY: MAIN
212*
213* CALLS: NONE
214*
215*****
216*
217 COMMON /PT1/MNSN,MSH,MPH,MPW,MPD,MUPP,MPGW,MPNEW,MCG,MCD,MC
218 COMMON /PT3/STKNBR,TOTKEY,KEY
219 CHARACTER MNSN*18,STKNBR*18,MCG*1
220 INTEGER MUPP*4,MC*2,MSH*4
221 INTEGER TOTKEY,KEY
222 REAL MPH,MPW,MPD,MPGW,MPNEW,MCD
223 KEY = 1
224 1 READ (01,2,END=3) MSH,MNSN,MPH,MPW,MPD,MUPP,MPGW,MPNEW,MCG,MCD,MC
225 WRITE (09,KEY) MSH,MNSN,MPH,MPW,MPD,MUPP,MPGW,MPNEW,MCG,MCD,MC
226 KEY = KEY + 1
227 GO TO 1
228 3 TOTKEY = KEY - 1
229*
230 2 FORMAT (I4,A18,3F5.1,I4,2F10.4,A1,F3.1,I2)
231*
232 RETURN
233 END
234*
235***** END INITIAL *****

```



```

237*****
238*
239 SUBROUTINE ACTION
240*
243***** PROGRAM IDENTIFICATION *****
244*
245* DRIVER ROUTINE THAT SELECTS THE APPROPRIATE ACTION TO BE
246* ACCOMPLISHED
247*
248*****
252***** VARIABLE IDENTIFICATION *****
253*
254* ACT - TYPE OF ACTION (VALUE - 1 TO 5)
255* REC - CONTROL SWITCH: 0 - NOT FOUND, 1 - FOUND
256* SW2 - FIRST PASS SWITCH: 0 - FIRST PASS, 1 - SUBSEQUENT PASSES
257*
258***** SUBROUTINE NAMES *****
259*
260* CALLED BY: MAIN
261*
262* CALLS:
263* MESSAG - PRINTS APPROPRIATE MESSAGE
264* ITEM - ADDS A NEW RECORD OR CHANGES AN EXISTING RECORD
265* DELREC - DELETES SPECIFIED RECORD FROM DATA BASE
266* SEARCH - SEARCHES THE WORK FILE FOR SPECIFIED RECORD
267* CLOSE - TERMINATES THE PROGRAM
268*
269*****
270*
271 INTEGER ACT*1,SW2*1,REC*1
272 SW2 = 0
273 CALL MESSAG (SW2,ACT,REC)
274 2 ACT = 0
275 CALL MESSAG (SW2,ACT,REC)
276 READ ,ACT
277 IF (ACT.LT.1.OR.ACT.GT.5) GO TO 8
278 GO TO (1,1,3,4,5),ACT
279 1 CALL ITEM (SW2,ACT,REC)
280 CALL MESSAG (SW2,ACT,REC)
281 GO TO 2
282 3 CALL DELREC (ACT,SW2)
283 GO TO 2
284 4 CALL SEARCH (REC,ACT)
285 CALL MESSAG (SW2,ACT,REC)
286 GO TO 2
287 8 ACT = 8
288 CALL MESSAG (SW2,ACT,REC)
289 GO TO 2
290 5 CALL CLOSE
291 CALL MESSAG (SW2,ACT,REC)
292*
293 7 FORMAT (I1)
294*
295 RETURN
296 END
297*
298***** END ACTION *****

```

```

300*****
301*
302      SUBROUTINE MESSAG (SW2,ACT,REC)
303*
304*****
305*
306*****          PROGRAM IDENTIFICATION          *****
307*
308*      THIS ROUTINE PRINTS THE APPROPRIATE MESSAGES
309*
310*****
311*
312*****
313*
314*****          VARIABLE IDENTIFICATION          *****
315*
316*      ACT - TYPE OF ACTION BEING PERFORMED
317*      ADDTOT - NUMBER OF RECORDS ADDED TO DATA BASE
318*      BTOTAL - NUMBER OF RECORDS IN DATA BASE
319*      DELTOT - NUMBER OF RECORDS DELETED FROM DATA BASE
320*      MC - MUNITION CLASS/DIVISION
321*      MCD - MUNITION CLASS/DIVISION
322*      MCG - MUNITION COMPATIBILITY GROUP
323*      MNSN - MUNITION NATIONAL STOCK NUMBER
324*      MPD - MUNITION PACKAGE LENGTH
325*      MPGW - MUNITION PACKAGE GROSS WEIGHT
326*      MPH - MUNITION PACKAGE HEIGHT
327*      MPNEW - MUNITION PACKAGE NET EXPLOSIVE WEIGHT
328*      MPW - MUNITION PACKAGE WEIGHT
329*      MSH - MUNITION STACKING HEIGHT (IN PACKAGES)
330*      MUPP - NUMBER OF UNITS PER PACKAGE
331*      REC - FOUND/NOT FOUND SWITCH
332*      STKNBR - MUNITION NATIONAL STOCK NUMBER
333*      SW2 - FIRST PASS SWITCH: 0 - FIRST PASS, 1 - SUBSEQUENT PASSES
334*      UPTOT - NUMBER OF RECORDS UPDATED
335*
336*****          SUBROUTINE NAMES          *****
337*
338*      CALLED BY:
339*          ACTION
340*          ITEM
341*          DELREC
342*
343*      CALLS: NONE
344*
345*****
346*
347      COMMON /PT1/MNSN,MSH,MPH,MPW,MPD,MUPP,MPGW,MPNEW,MCG,MCT,MC
348      COMMON /PT2/UPTOT,DELTOT,ADDTOT,BTOTAL
349      COMMON /PT3/STKNBR,TOTKEY,KEY
350      CHARACTER MNSN*18,STKNBR*18,MCG*1
351      INTEGER MUPP*4,MC*2,MSH*4
352      INTEGER ACT*1,SW2*1,REC*1,UPTOT,DELTOT,ADDTOT,BTOTAL
353      REAL MPH,MPW,MPD,MPGW,MPNEW,MCD
354      IF (SW2.NE.0) GO TO 1
355      SW2 = 1
356      WRITE (6,2)
357      GO TO 3

```

```

358 1 IF (REC.EQ.0) GO TO 4
359 IF (REC.EQ.2) GO TO 5
360 WRITE (6,6) STKNBR
361 REC = 0
362 GO TO 3
363 5 WRITE (6,7) STKNBR
364 REC = 0
365 GO TO 3
366 4 IF (ACT.NE.8) GO TO 15
367 WRITE (6,9)
368 GO TO 3
369 15 IF (ACT.NE.0) GO TO 8
370 WRITE (6,16)
371 GO TO 3
372 8 IF (ACT.NE.3) GO TO 10
373 WRITE (6,11) STKNBR
374 GO TO 3
375 10 IF (ACT.NE.5) GO TO 12
376 WRITE (6,13) ADDTOT, UPTOT,DELTOT,BTOTAL
377 GO TO 3
378 12 IF (ACT.NE.9) GO TO 17
379 WRITE (6,18)
380 GO TO 3
381 17 WRITE (6,14) MNSN,MSH,MPH,MPW,MPD,MUPP,MPGW,MPNEW,MCG,MCD,MC
382*
383 2 FORMAT (//5X,"WELCOME TO THE MUNITION NATIONAL STOCK NUMBER ",
384 & "DATA BASE"//)
385*
386 9 FORMAT (5X,"OPTIONS:",
387 & /25X,"1 - ADD RECORD"/,25X,"2 - CHANGE RECORD"/,25X,
388 & "3 - DELETE RECORD"/,25X,"4 - DISPLAY RECORD"/,25X,
389 & "5 - TERMINATE JOB"//)
390*
391 6 FORMAT (5X,"RECORD ",A18," DOES NOT EXIST"//)
392*
393 7 FORMAT (5X,"RECORD ",A18," ALREADY EXISTS"//)
394*
395 11 FORMAT (5X,"RECORD ",A18," HAS BEEN DELETED FROM THE DATA BASE"//)
396*
397 13 FORMAT (5X,"YOU ARE NOW EXITING THE UPDATE PROGRAM"//
398 & 15X,"ADDED - ",I3/,15X,"CHANGED - ",I3/,15X,"DELETED - ",
399 & I3/,15X,"TOTAL NUMBER OF RECORDS IN DATA BASE - ",I3//)
400*
401 14 FORMAT (5X,"NATIONAL STK NR - ",A18/,10X,"STACKING HEIGHT - ",I4,
402 & " PACKAGES",/10X,
403 & "PACKAGE HEIGHT - ",F5.1," FT"/,10X,"PACKAGE WIDTH - ",
404 & F5.1," FT"/,10X,"PACKAGE LENGTH - ",F5.1," FT"/,10X,
405 & "UNITS PER PACKAGE - ",I4/
406 & ,10X,"PACKAGE GROSS WT - ",F10.4, " LBS",/10X,"PACKAGE NEW - ",
407 & F10.4," LBS",/10X,"COMPATIBILITY GROUP - ",A1/,10X,"CLASS/DIVI",
408 & "SION - ",F3.1/,10X,"CATEGORY - ",I2//)
409*
410 16 FORMAT (5X,"ENTER THE ONE DIGIT TRANSACTION DESIRED:"//)
411*
412 18 FORMAT (5X,"OPTIONS:",/10X,
413 & "02 - STACKING HEIGHT (9999) IN PACKAGES",/10X,
414 & "03 - PACKAGE HEIGHT (999.9) IN FT",/10X,
415 & "04 - PACKAGE WIDTH (999.9) IN FT",/10X,

```

416 & "05 - PACKAGE LENGTH (999.9) IN FT",/10X,  
417 & "06 - UNITS PER PACKAGE (9999)",/10X,  
418 & "07 - PACKAGE GROSS WT (99999.9999) IN LBS",/10X,  
419 & "08 - PACKAGE NET (99999.9999) IN LBS",/10X,  
420 & "09 - COMPATIBILITY GROUP (A)",/10X,  
421 & "10 - CLASS/DIVISION (9.9)",/10X,  
422 & "11 - CATEGORY (99)",//10X,  
423 & "12 - FINISHED WITH THIS RECORD"//)  
424\* \*  
425 3 RETURN  
426 END  
427\* \*  
428\*\*\*\*\* END MESSAG \*\*\*\*\*

```

430*****
431*
432      SUBROUTINE ITEM (SW2,ACT,REC)
433*
434*****
435*
436*****          PROGRAM IDENTIFICATION          *****
437*
438*      THIS ROUTINE WILL EITHER CREATE A NEW RECORD OR UPDATE
439*      SPECIFIED ITEMS OF AN EXISTING RECORD
440*
441*****
442*
443*****
444*
445*****          VARIABLE IDENTIFICATION          *****
446*
447*      ACT - TYPE OF ACTION IN PROGRESS
448*      ADDTOT - NUMBER OF RECORDS ADDED TO DATA BASE
449*      IT - ARRAY CONTAINING ITEM NAMES TO BE PROCESSED
450*      ITEMNR - INDEX FOR IT ARRAY
451*      MC - MUNITION CLASS/DIVISION
452*      MCD - MUNITION CLASS/DIVISION
453*      MCG - MUNITION COMPATIBILITY GROUP
454*      MNSN - MUNITION NATIONAL STOCK NUMBER
455*      MPD - MUNITION PACKAGE LENGTH
456*      MPGK - MUNITION PACKAGE GROSS WEIGHT
457*      MPH - MUNITION PACKAGE HEIGHT
458*      MPNEW - MUNITION PACKAGE NET EXPLOSIVE WEIGHT
459*      MPW - MUNITION PACKAGE WEIGHT
460*      MSH - MUNITION STACKING HEIGHT (IN PACKAGES)
461*      MUPP - NUMBER OF UNITS PER PACKAGE
462*      REC - FOUND/NOT FOUND SWITCH
463*      STKNBR - MUNITION NATIONAL STOCK NUMBER
464*      TOTKEY - NUMBER OF RECORDS IN DATA BASE
465*      UPTOT - NUMBER OF RECORDS UPDATED
466*
467*****          SUBROUTINE NAMES          *****
468*
469*      CALLED BY:  ACTION
470*
471*      CALLS:
472*          SEARCH - SEARCHES WORK FILE FOR SPECIFIED RECORD
473*          MESSAG - PRINTS SPECIFIED MESSAGES
474*          RITE - WRITES SPECIFIED RECORD
475*
476*****
477*
478      COMMON /PT1/MNSN,MSH,MPH,MPW,MPD,MUPP,MPGW,MPNEW,MCG,MCD,MC
479      COMMON /PT2/UPTOT,DELTOT,ADDTOT,BTOTAL
480      COMMON /PT3/STKNBR,TOTKEY,KEY
481      CHARACTER MNSN*18,STKNBR*18,MCG*1
482      INTEGER MUPP*4,MC*2,MSH*4
483      INTEGER ACT*1,ITEMNR*2,REC*1,ADDTOT,UPTOT,TOTKEY,KEY
484      REAL MPH,MPW,MPD,MPGW,MPNEW,MCD
485      CHARACTER IT*35(11)/"STOCK NR (9999-99-999-9999AA)",
486      & "STACK HEIGHT (9999) IN PACKS","PACKAGE HEIGHT (999.9) IN FT",
487      & "PACKAGE WIDTH (999.9) IN FT","PACKAGE LENGTH (999.9) IN FT",

```

```

488 & "UNITS PER PACK (9999) ", "PACKAGE GR WT (99999.9999) IN LBS",
489 & "PACKAGE NEW (99999.9999) IN LBS", "COMPATBL GROUP (A)",
490 & "CLASS/DIVISION (9.9)", "CATEGORY (99)"/
491 CALL SEARCH (REC,ACT)
492 IF (REC.EQ.0.AND.ACT.EQ.1) GO TO 1
493 IF (REC.EQ.1.AND.ACT.EQ.2) GO TO 16
494 IF (REC.EQ.1.AND.ACT.EQ.1) GO TO 27
495 19 WRITE (6,26) STKNBR
496 READ ,ITEMNR
497 IF (ITEMNR.GE.2.AND.ITEMNR.LE.12)GO TO 30
498 ITEMNR = 1
499 ACT = 9
500 CALL MESSAG (SW2,ACT,REC)
501 ACT = 2
502 30 GO TO (19,2,3,4,5,6,7,8,9,10,11,12),ITEMNR
503 27 ITEMNR = 2
504 MNSN=STKNBR
505 2 WRITE (6,23) IT(ITEMNR)
506 READ ,MSH
507 IF (ACT.EQ.2) GO TO 19
508 ITEMNR = ITEMNR + 1
509 3 WRITE (6,23) IT(ITEMNR)
510 READ ,MPH
511 IF (ACT.EQ.2) GO TO 19
512 ITEMNR = ITEMNR + 1
513 4 WRITE (6,23) IT(ITEMNR)
514 READ ,MPW
515 IF (ACT.EQ.2) GO TO 19
516 ITEMNR = ITEMNR + 1
517 5 WRITE (6,23) IT(ITEMNR)
518 READ ,MPD
519 IF (ACT.EQ.2) GO TO 19
520 ITEMNR = ITEMNR + 1
521 6 WRITE (6,23) IT(ITEMNR)
522 READ ,MUPP
523 IF (ACT.EQ.2) GO TO 19
524 ITEMNR = ITEMNR + 1
525 7 WRITE (6,23) IT(ITEMNR)
526 READ ,MPGW
527 IF (ACT.EQ.2) GO TO 19
528 ITEMNR = ITEMNR + 1
529 8 WRITE (6,23) IT(ITEMNR)
530 READ ,MPNEW
531 IF (ACT.EQ.2) GO TO 19
532 ITEMNR = ITEMNR + 1
533 9 WRITE (6,23) IT(ITEMNR)
534 READ ,MCG
535 IF (ACT.EQ.2) GO TO 19
536 ITEMNR = ITEMNR + 1
537 10 WRITE (6,23) IT(ITEMNR)
538 READ ,MCD
539 IF (ACT.EQ.2) GO TO 19
540 17 ITEMNR = ITEMNR + 1
541 11 WRITE (6,23) IT(ITEMNR)
542 READ ,MC
543 IF (ACT.EQ.2) GO TO 19
544 12 CALL RITE
545 REC = 0

```

```

546         IF (ACT.NE.1) GO TO 28
547         ADDTOT = ADDTOT + 1
548         TOTKEY = TOTKEY + 1
549     28    IF (ACT.EQ.2) UPTOT=UPTOT+1
550         GO TO 16
551     1     REC = 2
552*
553     23    FORMAT (5X,"ENTER THE INFORMATION FOR THE ",A35)
554*
555     26    FORMAT (5X,"ENTER THE 2 DIGIT ITEM NUMBER OF THE ITEM TO BE ",
556         &    /10X,"CHANGED FOR STOCK NR ",A18//)
557*
558     16    RETURN
559         END
560*
561*****                               END ITEM                               *****

```

```

563*****
564*
565     SUBROUTINE DELREC (ACT,SW2)
566*
567*****
568*
569*****          PROGRAM IDENTIFICATION          *****
570*
571*     THIS ROUTINE WILL DELETE THE SPECIFIED EXISTING RECORD
572*     FROM THE DATA BASE
573*
574*****
575*
576*****
577*
578*****          VARIABLE IDENTIFICATION          *****
579*
580*     ACT - TYPE OF ACTION IN PROGRESS
581*     DELTOT - NUMBER OF RECORDS DELETED FROM DATA BASE
582*     MNSN - MUNITION NATIONAL STOCK NUMBER
583*     REC - FOUND/NOT FOUND SWITCH
584*     STKNBR - MUNITION NATIONAL STOCK NUMBER
585*     SW2 - FIRST PASS SWITCH: 0 - FIRST PASS, 1 - SUBSEQUENT PASSES
586*
587*****          SUBROUTINE NAMES          *****
588*
589*     CALLED BY: ACTION
590*
591*     CALLS:
592*     SEARCH - SEARCHES WORK FILE FOR SPECIFIED RECORD
593*     RITE - WRITES DELETED IDENTIFIER FOR SPECIFIED RECORD
594*     MESSAG - PRINTS SPECIFIED MESSAGE
595*
596*****
597*
598     COMMON /PT1/MNSN,MSH,MPH,MPW,MPD MUPP,MPGW,MPNEW,MCG,MCD,MC
599     COMMON /PT2/UPTOT,DELTOT,ADDTOT,BTOTAL
600     COMMON /PT3/STKNBR,TOTKEY,KEY
601     CHARACTER MNSN*18,STKNBR*18,MCG*1
602     INTEGER MUPP*4,MC*2,MSH*4
603     INTEGER SW2*1,ACT*1,REC*1,DELTOT,TOTKEY,KEY
604     REAL MPH,MPW,MPD,MPGW,MPNEW,MCD
605     CALL SEARCH (REC,ACT)
606     IF (REC.EQ.1) GO TO 1
607     STKNBR = MNSN
608     DELTOT = DELTOT + 1
609     MNSN = "*****"
610     CALL RITE
611     1  CALL MESSAG (SW2 ACT,REC)
612     RETURN
613     END
614*
615*****          END DELREC          *****

```



```

617*****
618*
619     SUBROUTINE SEARCH (REC,ACT)
620*
621*****
622*
623*****          PROGRAM IDENTIFICATION          *****
624*
625*     THIS ROUTINE SEARCHES THE WORK FILE FOR THE SPECIFIED RECORD
626*
627*****
628*
629*****
630*
631*****          VARIABLE IDENTIFICATION          *****
632*
633*     ACT - TYPE OF ACTION IN PROGRESS
634*     KEY - INDEX KEY FOR NATIONAL STOCK NUMBER WORK FILE
635*     MC - MUNITION CLASS/DIVISION
636*     MCD - MUNITION CLASS/DIVISION
637*     MCG - MUNITION COMPATIBILITY GROUP
638*     MNSN - MUNITION NATIONAL STOCK NUMBER
639*     MPD - MUNITION PACKAGE LENGTH
640*     MPGW - MUNITION PACKAGE GROSS WEIGHT
641*     MPH - MUNITION PACKAGE HEIGHT
642*     MPNEW - MUNITION PACKAGE NET EXPLOSIVE WEIGHT
643*     MPW - MUNITION PACKAGE WEIGHT
644*     MSH - MUNITION STACKING HEIGHT (IN PACKAGES)
645*     MUPP - NUMBER OF UNITS PER PACKAGE
646*     REC - FOUND/NOT FOUND SWITCH
647*     STKNBR - MUNITION NATIONAL STOCK NUMBER
648*     TOTKEY - NUMBER OF RECORDS IN DATA BASE
649*     WRD - ARRAY CONTAINING TYPE OF ACTION IN PROGRESS
650*
651*****          SUBROUTINE NAMES          *****
652*
653*     CALLED BY:
654*             ACTION
655*             ITEM
656*             DELREC
657*
658*     CALLS: NONE
659*
660*****
661*
662     COMMON /PT1/MNSN,MSH,MPH,MPW,MPD,MUPP,MPGW,MPNEW,MCG,MCD,MC
663     COMMON /PT3/STKNBR,TOTKEY,KEY
664     CHARACTER MNSN*18,STKNBR*18,MCG*1
665     INTEGER MUPP*4,MC*2,MSH*4
666     INTEGER REC*1,TOTKEY,KEY,ACT*1
667     REAL MPH,MPW,MPD,MPGW,MPNEW,MCD
668     CHARACTER WRD*9(4)/"ADDED","CHANGED","DELETED","DISPLAYED"/
669     WRITE (6,1) WRD(ACT)
670     READ ,STKNBR
671     KEY = 1
672     4 READ (09'KEY) MSH,MNSN,MPH,MPW,MPD,MUPP,MPGW,MPNEW,MCG,MCD,MC
673     IF (STKNBR.EQ.MNSN) GO TO 5
674     KEY = KEY + 1

```

```
675      IF (TOTKEY.GE.KEY) GO TO 4
676      GO TO 6
677      5  IF (MNSN.EQ."*****") GO TO 6
678      REC = 0
679      GO TO 7
680*
681      1  FORMAT (5X,"ENTER THE 18 CHARACTER STOCK NUMBER OF RECORD TO BE ",A9)
682*
683      6  REC = 1
684      7  RETURN
685      END
686*
687*****                                END SEARCH                                *****
```

```

689*****
690*
691 SUBROUTINE CLOSE
692*
693*****
694*
695***** PROGRAM IDENTIFICATION *****
696*
697* THIS ROUTINE WRITES THE UPDATED DATA BASE BACK TO THE
698* PERMANENT FILE
699*
700*****
701*
702*****
703*
704***** VARIABLE IDENTIFICATION *****
705*
706* BTOTAL - NUMBER OF RECORDS IN DATA BASE
707* KEY - INDEX KEY FOR NATIONAL STOCK NUMBER WORK FILE
708* MC - MUNITION CLASS/DIVISION
709* MCD - MUNITION CLASS/DIVISION
710* MCG - MUNITION COMPATIBILITY GROUP
711* MNSN - MUNITION NATIONAL STOCK NUMBER
712* MPD - MUNITION PACKAGE LENGTH
713* MPGW - MUNITION PACKAGE GROSS WEIGHT
714* MPH - MUNITION PACKAGE HEIGHT
715* MPNEW - MUNITION PACKAGE NET EXPLOSIVE WEIGHT
716* MPW - MUNITION PACKAGE WEIGHT
717* MSH - MUNITION STACKING HEIGHT (IN PACKAGES)
718* MUPP - NUMBER OF UNITS PER PACKAGE
719* TOTKEY - NUMBER OF RECORDS IN DATA BASE
720*
721***** SUBROUTINE NAMES *****
722*
723* CALLED BY: ACTION
724*
725* CALLS: DETACH - RELEASES SPECIFIED FILE FROM PROGRAM CONTROL
726*
727*****
728*
729 COMMON /PT1/MNSN,MSH,MPH,MPW,MPD,MUPP,MPGW,MPNEW,MCG,MCD,MC
730 COMMON /PT2/UPTOT,DELTOT,ADDTOT,BTOTAL
731 COMMON /PT3/STKNBR,TOTKEY,KEY
732 CHARACTER MNSN*18,STKNBR*18,MCG*1
733 INTEGER MUPP*4,MC*2,MSH*4
734 INTEGER BTOTAL,TOTKEY,KEY
735 REAL MPH,MPW,MPD,MPGW,MPNEW,MCD
736 KEY = 1
737 REWIND 01
738 1 READ (09'KEY) MSH,MNSN,MPH,MPW,MPD,MUPP,MPGW,MPNEW,MCG,MCD,MC
739 IF (MNSN.NE."*****") GO TO 5
740 KEY = KEY + 1
741 IF (KEY.GT.TOTKEY) GO TO 4
742 GO TO 1
743 5 WRITE (01,2) MSH,MNSN,MPH,MPW,MPD,MUPP,MPGW,MPNEW,MCG,MCD,MC
744 BTOTAL = BTOTAL + 1
745 KEY = KEY + 1
746 IF (KEY.GT.TOTKEY) GO TO 4

```

```
747          GO TO 1
748*
749      2    FORMAT (I4,A18,3F5.1,I4,2F10.4,A1,F3.1,I2)
750*
751      4    CALL DETACH (01,ISTAT1, )
752          CALL DETACH (09,ISTAT9, )
753          RETURN
754          END
755*
756*****                               END CLOSE                               *****
```

```

758*****
759*
760      SUBROUTINE RITE
761*
762*****
763*
764*****          PROGRAM IDENTIFICATION          *****
765*
766*      THIS ROUTINE WRITES A RECORD TO THE NATIONAL STOCK NUMBER
767*      WORK FILE
768*
769*****
770*
771*****
772*
773*****          VARIABLE IDENTIFICATION          *****
774*
775*      KEY - INDEX KEY FOR NATIONAL STOCK NUMBER WORK FILE
776*      MC - MUNITION CLASS/DIVISION
777*      MCD - MUNITION CLASS/DIVISION
778*      MCG - MUNITION COMPATIBILITY GROUP
779*      MNSN - MUNITION NATIONAL STOCK NUMBER
780*      MPD - MUNITION PACKAGE LENGTH
781*      MPGW - MUNITION PACKAGE GROSS WEIGHT
782*      MPH - MUNITION PACKAGE HEIGHT
783*      MPNEW - MUNITION PACKAGE NET EXPLOSIVE WEIGHT
784*      MPW - MUNITION PACKAGE WEIGHT
785*      MSH - MUNITION STACKING HEIGHT (IN PACKAGES)
786*      MUPP - NUMBER OF UNITS PER PACKAGE
787*
788*****          SUBROUTINE NAMES          *****
789*
790*      CALLED BY:
791*              DELREC
792*              ITEM
793*
794*      CALLS: NONE
795*
796*****
797*
798*      COMMON /PT1/MNSN,MSH,MPH,MPW,MPD,MUPP,MPGW,MPNEW,MCG,MCD,MC
799*      COMMON /PT3/STKNBR,TOTKEY,KEY
800*      CHARACTER MNSN*18,STKNBR*18,MCG*1
801*      INTEGER MUPP*4,MC*2,MSH*4
802*      INTEGER TOTKEY,KEY
803*      REAL MPH,MPW,MPD,MPGW,MPNEW,MCD
804*      WRITE (09'KEY) MSH,MNSN,MPH,MPW,MPD,MUPP,MPGW,MPNEW,MCG,MCD,MC
805*      RETURN
806*
807*****          END RITE          *****
808      END

```

form  
erate  
te to  
rcise  
se

15A  
lem"

he  
erwise  
n NS  
the  
ate  
d in  
num  
err  
cul  
th  
rmat  
stor  
ca  
eigh  
e  
ig  
erat  
bul  
te  
te  
erat  
wn

on i  
g, th  
file  
ng,  
vent  
for  
ent  
ensi  
a pa  
stor  
ca  
eigh  
to  
unit  
fun  
str  
FO"  
ce  
near  
mit

II con  
ss ref  
INFO)"  
DL wor  
numbe  
lot"  
compa  
or fo  
the  
ildi  
vol  
W) a  
ildi  
buil  
th  
and  
ammar

(CRSR  
ach  
DB re  
file  
rom  
ng,  
cla  
k  
work  
tain  
FW ce

ENI

**THIS PAGE IS BEST QUALITY PRACTICABLE  
FROM COPY FURNISHED TO DDC**

LEVEL 3

LPGEN        MAIN

```
PERFORM START
IF "error switch-1 is not on"
  THEN
    PERFORM OPEN
    PERFORM MUNINV
    IF "error switch-2 is not on"
      THEN
        PERFORM STORE
        IF "error switch-2 is not on"
          THEN
            PERFORM FORM
            IF "error switch-2 is not on"
              THEN
                PERFORM CLOSE
                IF "error switch-2 is not on"
                  THEN
                    PERFORM SPAWN
                  ELSE
                    ENDIF
                ELSE
                    ENDIF
            ELSE
                ENDIF
          ELSE
                ENDIF
        ELSE
                ENDIF
      ELSE
                ENDIF
    ELSE
                ENDIF
  ELSE
                ENDIF

```

END        LPGEN

LEVEL 3

START        ROUTINE

```
IF "mode is ASCII"
  THEN "print welcome message"
  ELSE "turn on error switch-1 and
        print restart message"
ENDIF
```

END        START

LEVEL 3

OPEN        ROUTINE

"open files NSNDB,MSADB,SBDB,CRSREF, and LPINFO"  
"create munition, building, decision variable, and JCL work files"

END        OPEN

LEVEL 3

MUNINV      ROUTINE

"read in the national stock number of munition  
to be entered into inventory"  
"search NSNDB to see if this stock number is valid"  
"if invalid print an error message "  
"if valid read in number of lots for this munition"  
"then read in number of packages for each lot"  
"retrieve necessary munition information for current stock  
number from NSNDB"  
"calculate the package volume and density factor (NEW/volume)  
"write information to munition work file for each  
lot of current munition"  
"repeat for remaining munitions to be entered into inventory"  
"if invalid stock numbers were found ask if user  
desires to stop execution"  
close "NSNDB"

END        MUNINV

LEVEL 3

STORE      ROUTINE

"read in a record from MSADB"  
"search SBDB for a matching TYPE record"  
"if a match is not found turn on error switch-2"  
"if a match is found then:  
calculate the usable building volume; and,  
write a record to the building work file containing  
this information"  
"repeat for all buildings in MSADB"  
"close SBDB and MSADB"

END        STORE



LEVEL 3

FORM        ROUTINE

"determine the objective function; number of constraints  
based on the number of munitions, number of storage buildings,  
and the number of different compatibility group/class combinations;  
and the number of decision variables

"format the objective function, constraints, right hand side,  
and any other information needed by the LP/600 package"

"write this information to LPINFO"

END         FORM

LEVEL 3

CLOSE       ROUTINE

"print the cross reference lists"

"close all open files except JCL work file"

END         CLOSE

LEVEL 3

SPAWN       ROUTINE

"determine USERID and PROBLEM NUMBER"

"calculate core and time limits"

"generate the JCL cards"

"spawn the LP/600 job"

"close the JCL work file"

END         SPAWN

LEVEL 4

MUNINV        ROUTINE

```
PRINT "message telling user to enter first stock number"
READ "first stock number for munition inventory"
DO WHILE "munition transactions are not complete"
  REWIND NSNDB (file code 01)
  READ "first record from NSNDB"
  DO WHILE "not end of NSNDB"
    IF "a match is found"
      THEN "turn error switch-2 off and exit this DO loop"
      ELSE "turn error switch-2 on and read next record"
    ENDIF
  ENDDO
  IF "error switch-2 is on (not found)"
    THEN PRINT "error message as warning using stock number"
    ELSE PRINT "message asking for number of lots
              for this munition"
    READ "number of lots"
    DO WHILE "current number of lots not processed"
      PRINT "message asking for number of packages"
      READ "number of packages for current lot"
    ENDDO
    "calculate the volume of package"
    "calculate the density factor of this munition
    mlf = NEW / munition volume"
    DO WHILE "all lots have not been processed"
      "WRITE "appropriate information to munition work file"
      INCREMENT "munition density factor counter by 1"
    ENDDO
    "identify this particular group/class/category
    combination as being in inventory (MGP array)"
    READ "next stock number"
  ENDIF
ENDDO
CLOSE "NSNDB"

END            MUNINV
```

LEVEL 4

STORE        ROUTINE

```
WRITE "message - program is now calculating -
      information about storage facilities"
REWIND MSADB (file code 03)
READ "first record from MSADB"
DO WHILE "not end of MSADB file"
  REWIND SBDB (file code 04)
  READ "first record from SBDB"
  DO WHILE "building type does not match or not end of file"
    IF "building type does match"
      THEN "indicate a match"
      ELSE
    ENDIF
    READ "next record from SBDB"
  ENDDO
  IF "no match"
    THEN "print error message and
          turn error switch-2 on"
    ELSE "calculate building volume"
          "write this and other needed information
          to building work file"
  ENDIF
  READ "next record from MSADB"
ENDDO
CLOSE "MSADB and SBDB"
END        STORE
```

LEVEL 4

FORM        ROUTINE

```
PRINT "message - program is generating objective
      function and constraints"
WRITE "file name on LPINFO (file code 08)"
PERFORM OBJCTV
IF "error switch-2 is not on"
  THEN
    PERFORM MUNITN
    PERFORM VOLUME
    PERFORM SSET
    PERFORM BLDNEW
    PERFORM RHANDS
  ELSE
  ENDIF
CLOSE "munition and building work files, and LPINFO"
END FORM
```

LEVEL 4

OBJCTV        ROUTINE

```
PRINT "message - generating objective function"
"set up the objective function id"
REWIND "munition work file (file code 02)"
READ "first munition from munition work file"
DO WHILE "not end of munition work file"
  REWIND "building work file"
  READ "first building from building work file"
  DO WHILE "not end of building work file"
    SORT "building NEW in descending order"
    READ " most restrictive NEW"
    DO UNTIL "current restrictive class(NEW) EQ class
      (munition NEW)"
      "select appropriate building density factor
      depending on current munition information"
      "calculate objective coefficient EQ
      building density factor / munition density factor"
      WRITE "this information to LPINFO"
      WRITE "this information to decision variable work file"
      READ "next most restrictive NEW"
    ENDDO
    READ "next building from building work file"
  ENDDO
  READ "next munition from munition work file"
ENDDO
WRITE "left over coefficient (0) to LPINFO"
```

END            OBJCTV

LEVEL 4

MUNITN        ROUTINE

```
PRINT "message - generating munition constraints"
REWIND "decision variable work file (file code 10)"
READ "first decision variable from decision variable work file"
DO WHILE "not end of decision variable work file"
  WRITE "munition constraint"
  READ "next decision variable from decision variable work file"
ENDDO
```

END            MUNITN

LEVEL 4

VOLUME        ROUTINE

```
PRINT "message - generating building volume constraints"
REWIND "building work file (file code 07)"
READ "first building from building work file"
DO WHILE "not end of building work file"
  REWIND "decision variable work file (file code 10)"
  "set up constraint id"
  READ "first decision variable from decision variable work file"
  DO WHILE "not end of decision variable work file"
    WRITE "volume information to LPINFO"
    READ "next decision variable from decision variable work file"
  ENDDO
  READ "next building from building work file"
ENDDO
```

END            VOLUME

LEVEL 4

SSET          ROUTINE

```
REWIND "building work file (file code 07)"
READ "first building from building work file"
DO WHILE "not end of building work file"
  WRITE "special set identifier"
  READ "first group from MGP"
  DO WHILE "not end of groups"
    READ "first class id from current group"
    DO WHILE "not end of class ids in this group"
      IF "this class is contained in inventory"
        THEN WRITE "decision set variable column id,
          subgroup constraint element for this set variable,
          and special set constraint element for this set variable"
      ELSE
        ENDIF
      READ "next class id from current group"
    ENDDO
    READ "next group from MGP"
  ENDDO
  READ "next building from building work file"
ENDDO
```

END            SSET

## LEVEL 4

## BLDNEW ROUTINE

```

PRINT "message - generating NEW constraints"
REWIND "building work file (file code 07)"
READ "first building from building work file"
DO WHILE "not end of building work file"
  PERFORM NSORT "to sort class NEW in descending order"
  READ "first group to be processed"
  DO WHILE "al. groups have not been processed (MGP array)"
    READ "first class from current group"
    DO WHILE "all classes in this group are not processed"
      IF "munitions of this class exist in inventory"
        THEN "indicate that this class exists for group"
      ELSE
        ENDF
      READ "next class from current group"
    ENDDO
    IF "current group does exist"
      THEN
        READ "most restrictive NEW of current building"
        DO WHILE "all restrictive NEW of current building
          are not processed"
          READ "first class in current group (MGP array)"
          DO WHILE "all classes in current group have not
            been processed"
            IF "this class EQ current class associated with
              current NEW of current building"
              THEN REWIND "decision variable work file (fc 10)"
              READ "first decision variable from decision
                variable work file"
              DO WHILE "not end of decision variable work file"
                IF "its group EQ current group and
                  its class EQ current class"
                  THEN WRITE "special set variable coefficient
                    to LPINFO"
                    WRITE "NEW information to LPINFO"
                ELSE
                  ENDF
                READ "next decision variable from decision"
                  variable work file"
              ENDDO
            ELSE
              ENDF
            READ "next class of current group"
          ENDDO
          READ "next most restrictive NEW for
            current building"
        ENDDO
      ELSE
        ENDF
      READ "next group to be processed (MGP array)"
    ENDDO
    READ "next building from building work file"
  ENDDO

```

END BLDNEW

LEVEL 4

NSORT        ROUTINE

      "sort the NEW of current building in descending order"

END         NSORT

LEVEL 4

RHANDS      ROUTINE

      PRINT "message - generating right hand side values"

      REWIND "munition work file (file code 02)"

      READ "first munition from munition work file"

      DO WHILE "not end of munition work file"

          WRITE "number of packages to LPINFO"

          READ "next munition from munition work file"

      ENDDO

      REWIND "building work file (file code 07)"

      READ "first building from building work file"

      DO WHILE "not end of building work file"

          WRITE "building volume to LPINFO"

          WRITE "special set variable RHS = 1 to LPINFO"

          READ "next building from building work file"

      ENDDO

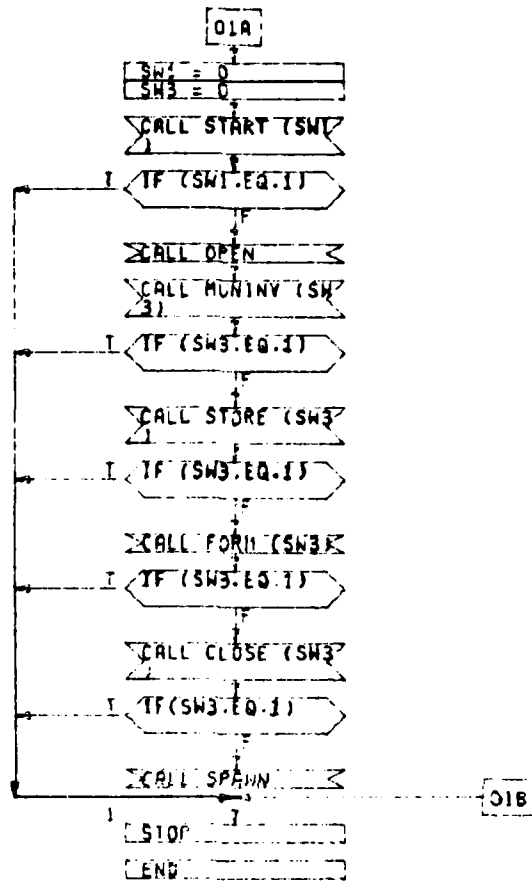
END         RHANDS

Appendix J

Format Generator Program Flow Chart

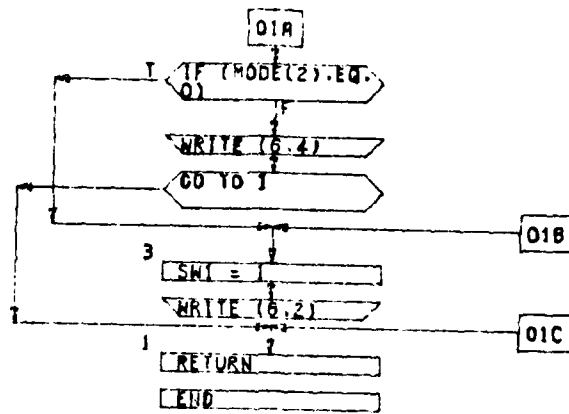


LPGEN



SUBROUTINE START

PAGE 1



SUBROUTINE OPEN

OIA

CALL ATTACH (01  
79C06  
/DATA/NSNDB

CALL CREATE (02  
500.1.(STAT2)

CALL RANSTZ (02  
.17.0)

CALL ATTACH (03  
79C06  
/DATA/MSADB

CALL ATTACH (04  
79C06  
/DATA/SBDB

CALL CREATE (07  
400.1.(STF17)

CALL RANSIZ (07  
.15.0)

CALL ATTACH (08  
79C06  
/DATA/LPINFO

CALL FMEDIA (08  
.0)

CALL CREATE (09  
.10.0.(STAT9)

CALL CREATE (10  
.2000.1.(STAT10)

CALL RANSTZ (10  
.15.0)

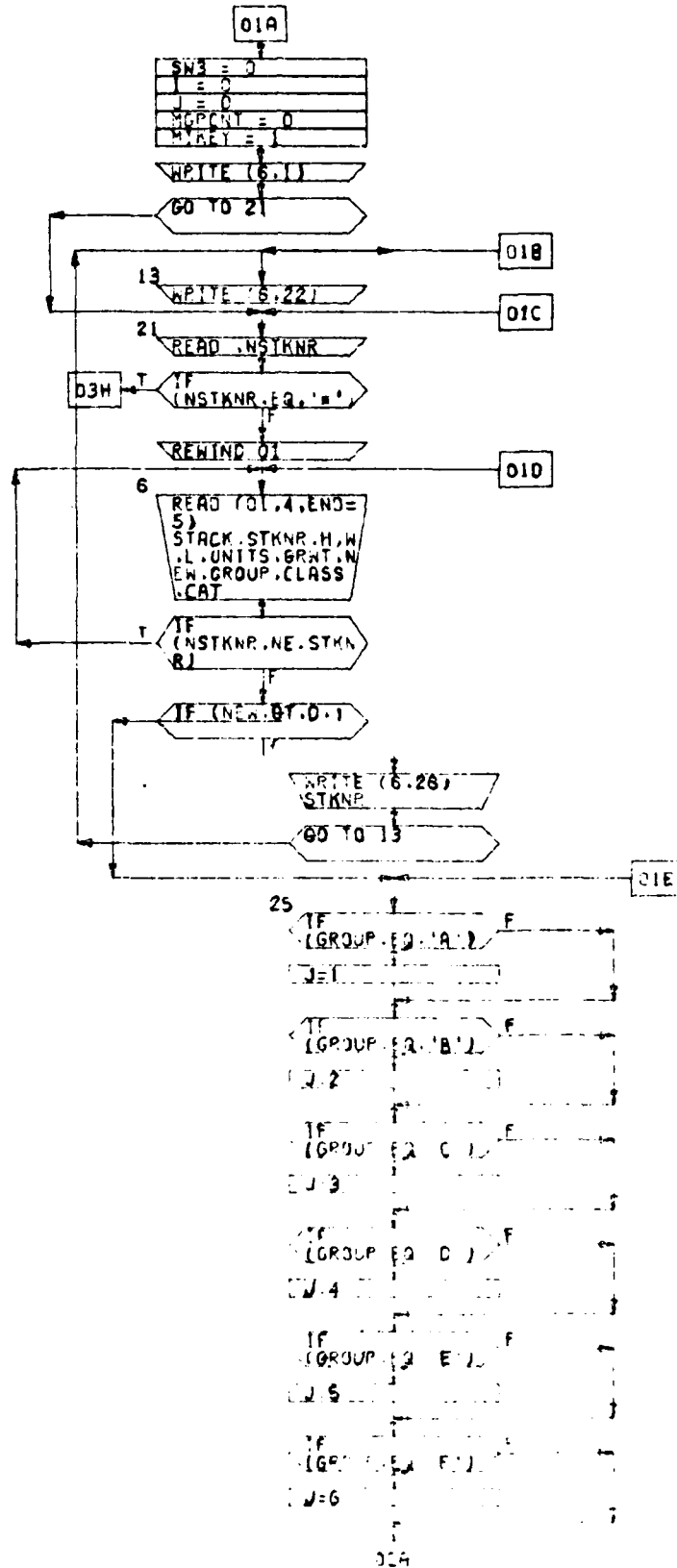
CALL ATTACH (11  
79C06  
/DATA/KRSREF

CALL FMEDIA (11  
.0)

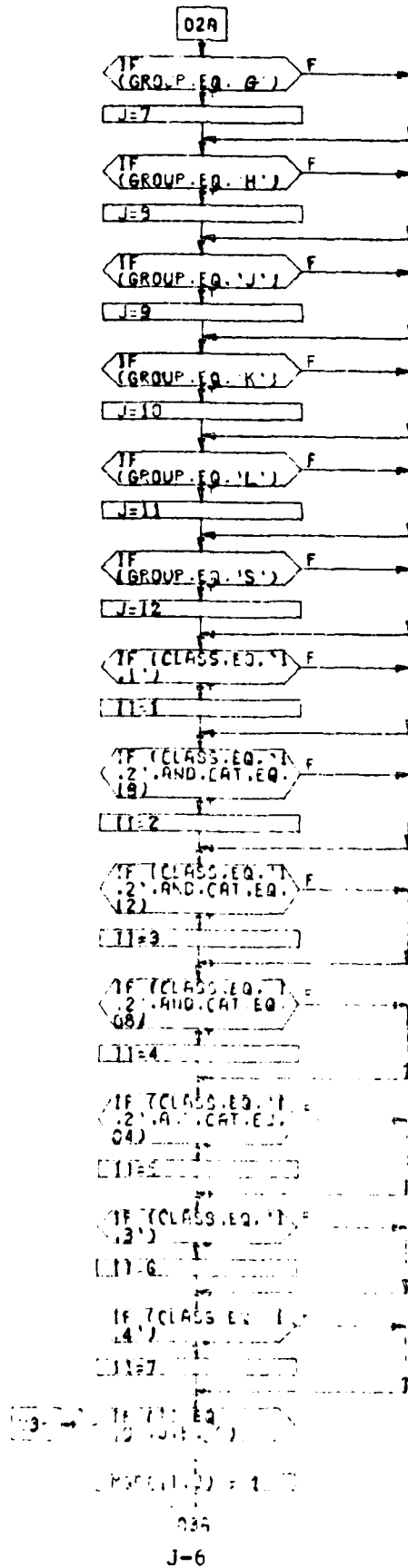
CALL

CALL

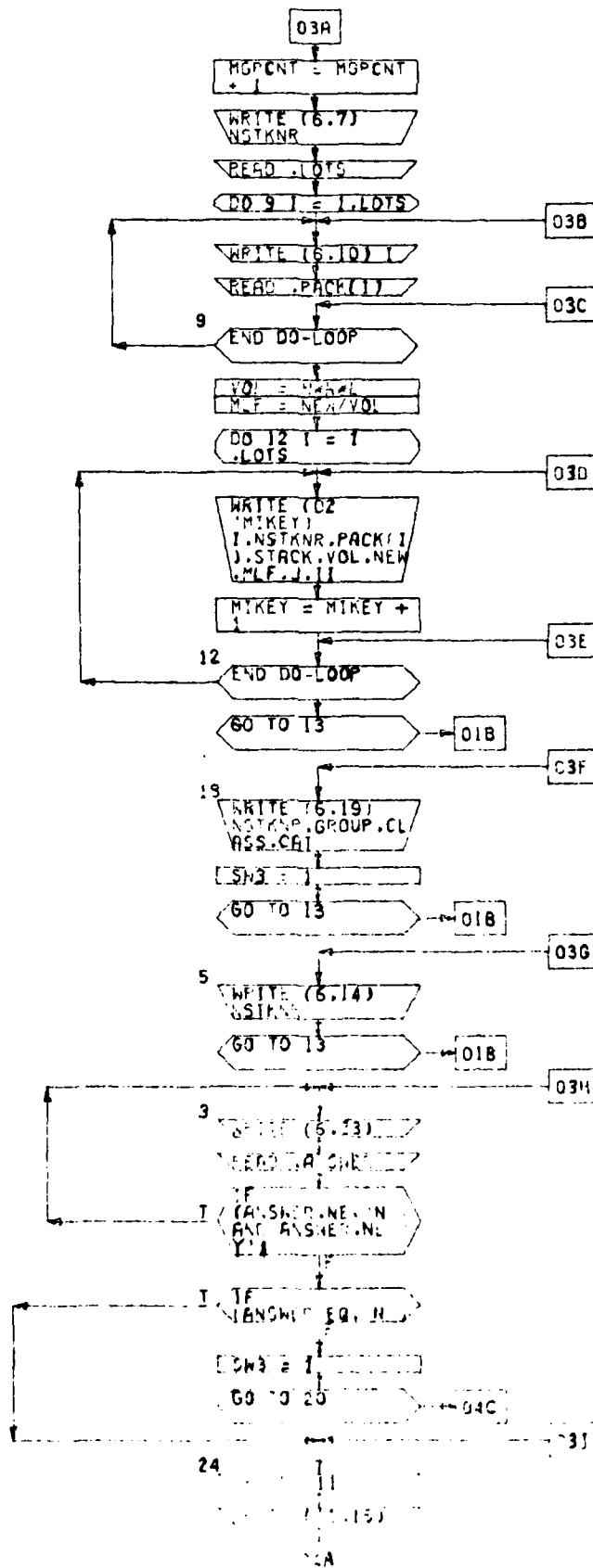
SUBROUTINE MUNINV



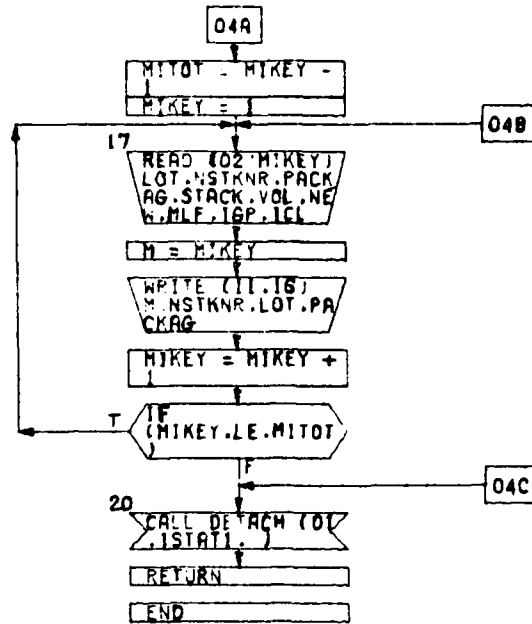
SUBROUTINE MUNINV



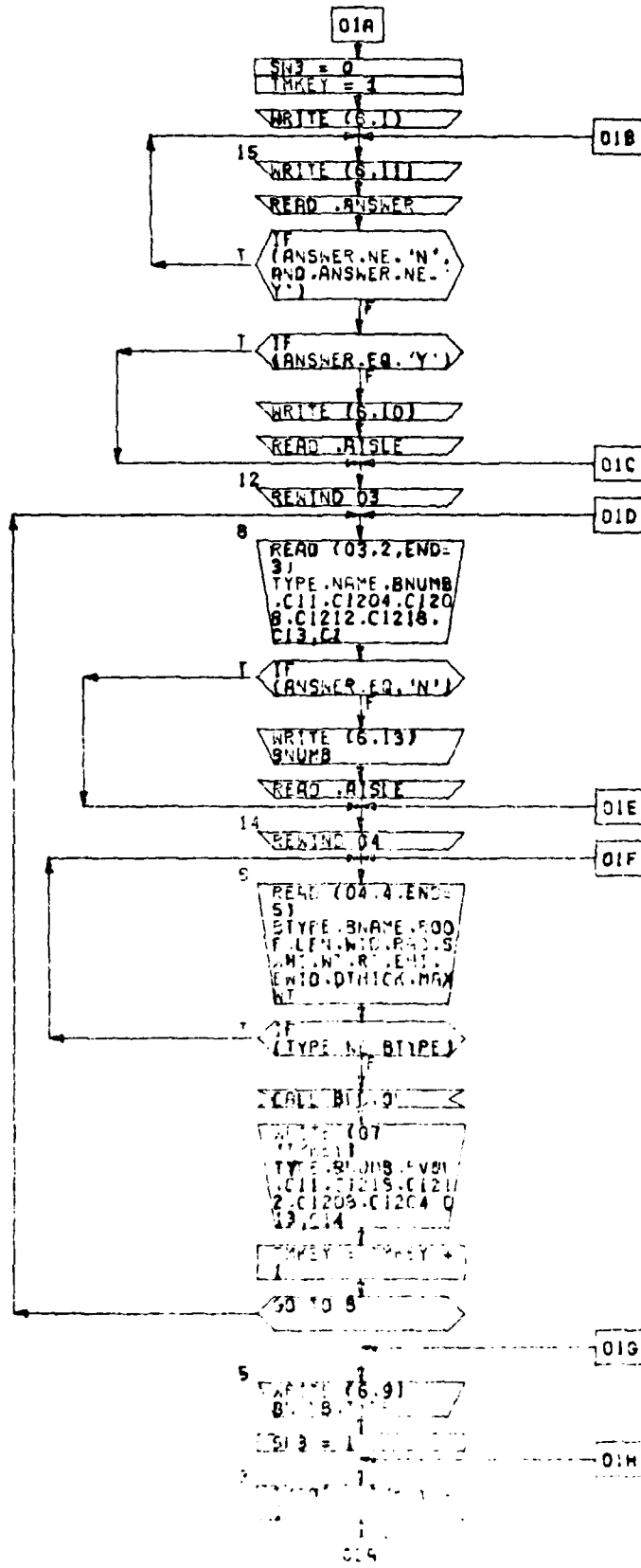
SUBROUTINE MUNINV



SUBROUTINE MUNINV

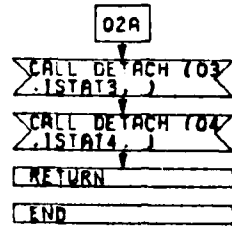


SUBROUTINE STORE

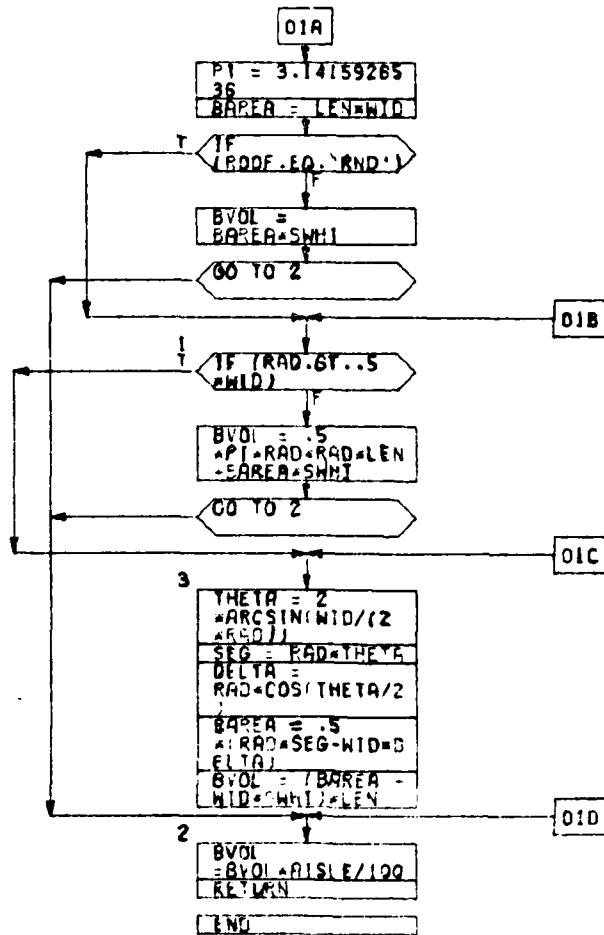




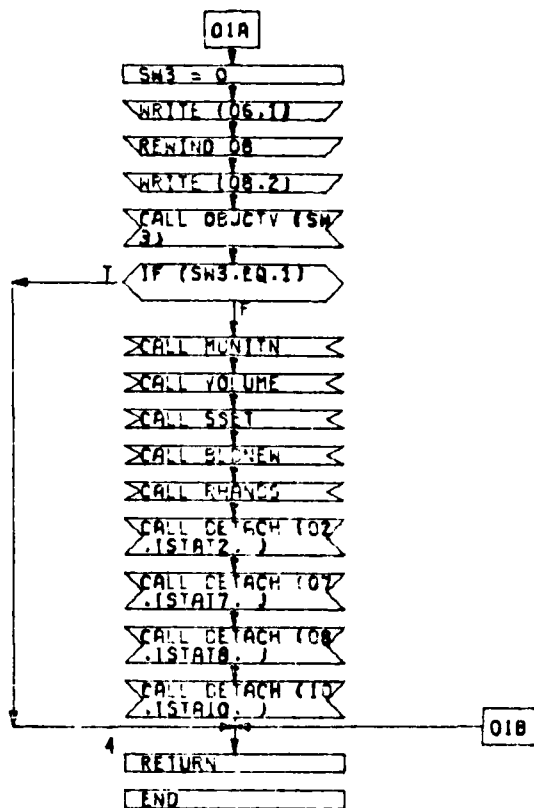
SUBROUTINE STORE



SUBROUTINE BLDVOL

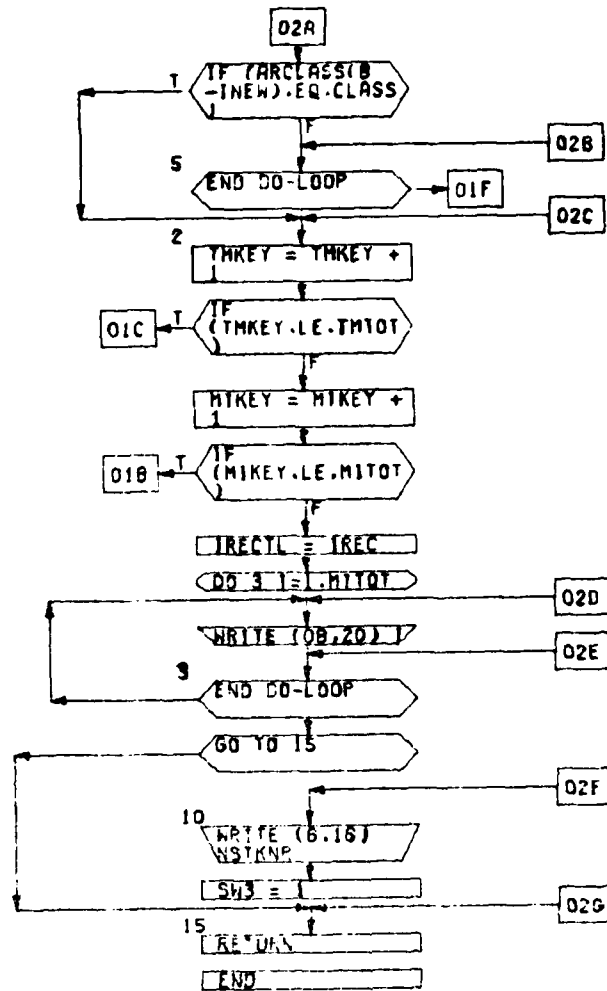


SUBROUTINE FORM

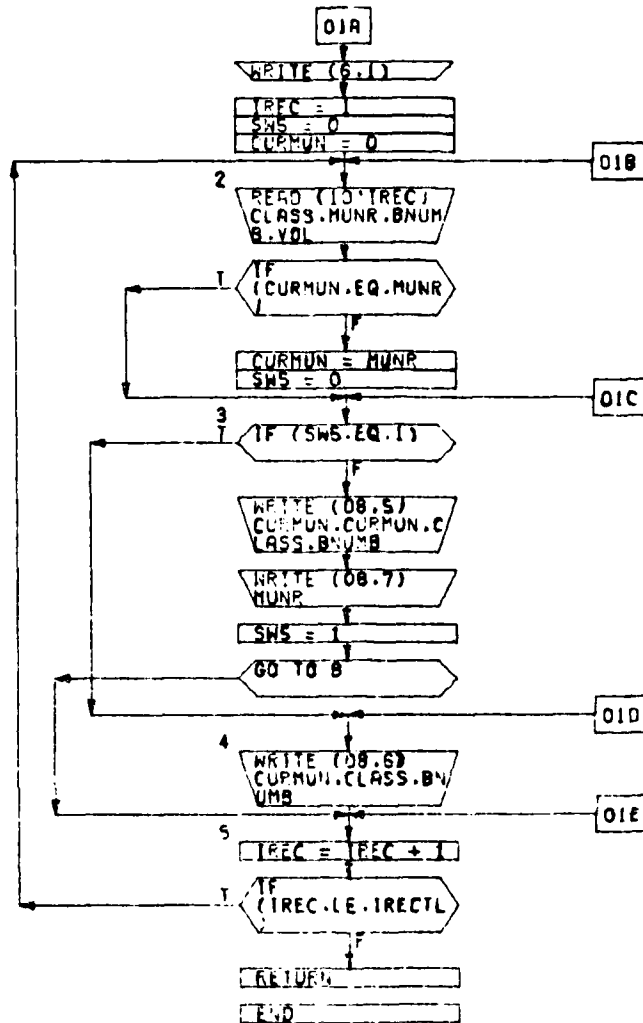




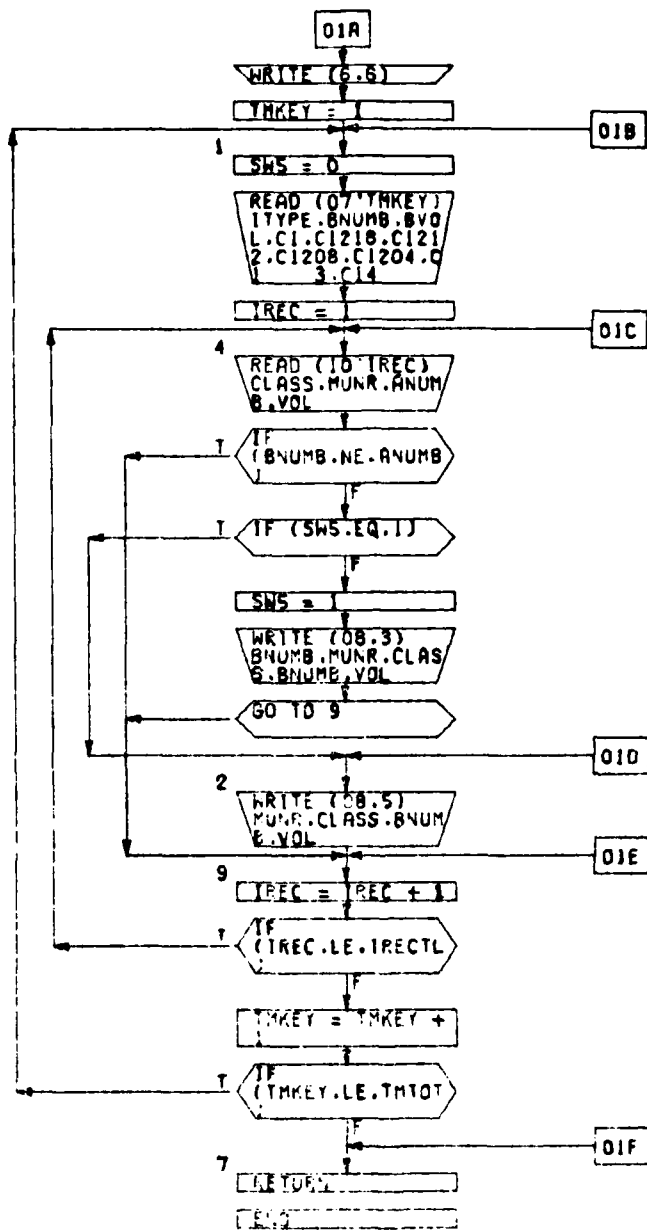
SUBROUTINE OBJCTV



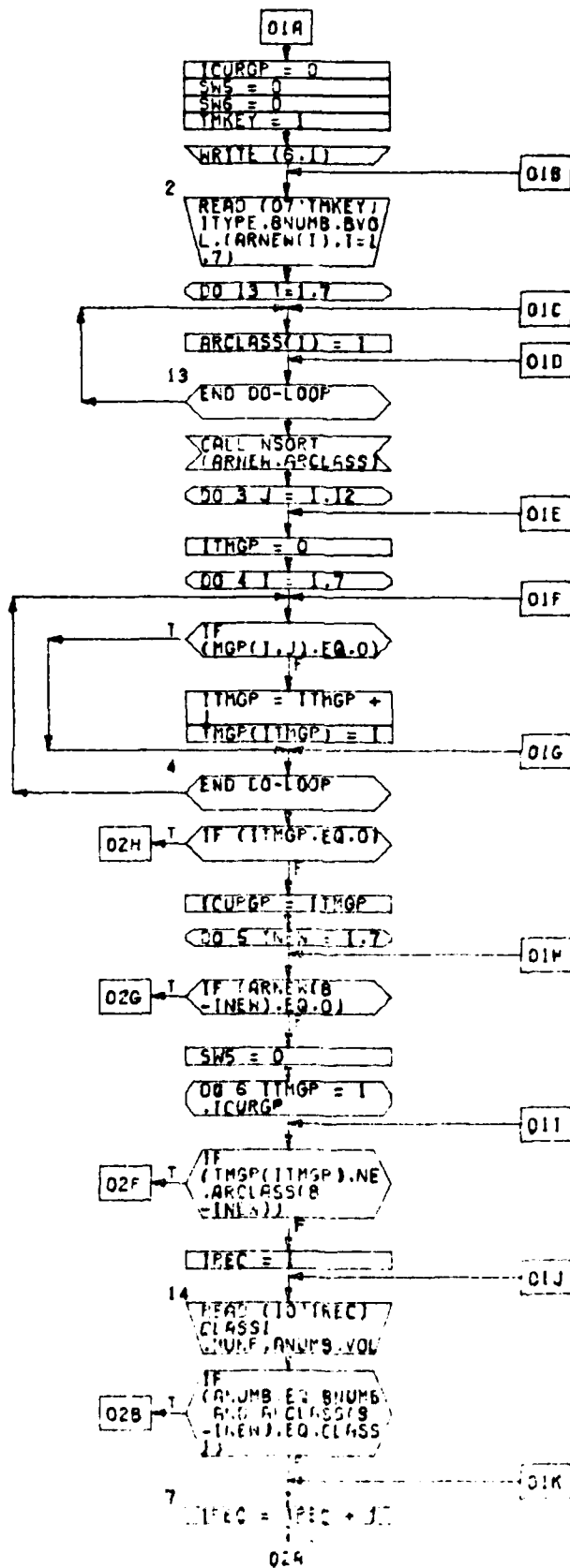
SUBROUTINE MUNITN



SUBROUTINE VOLUME

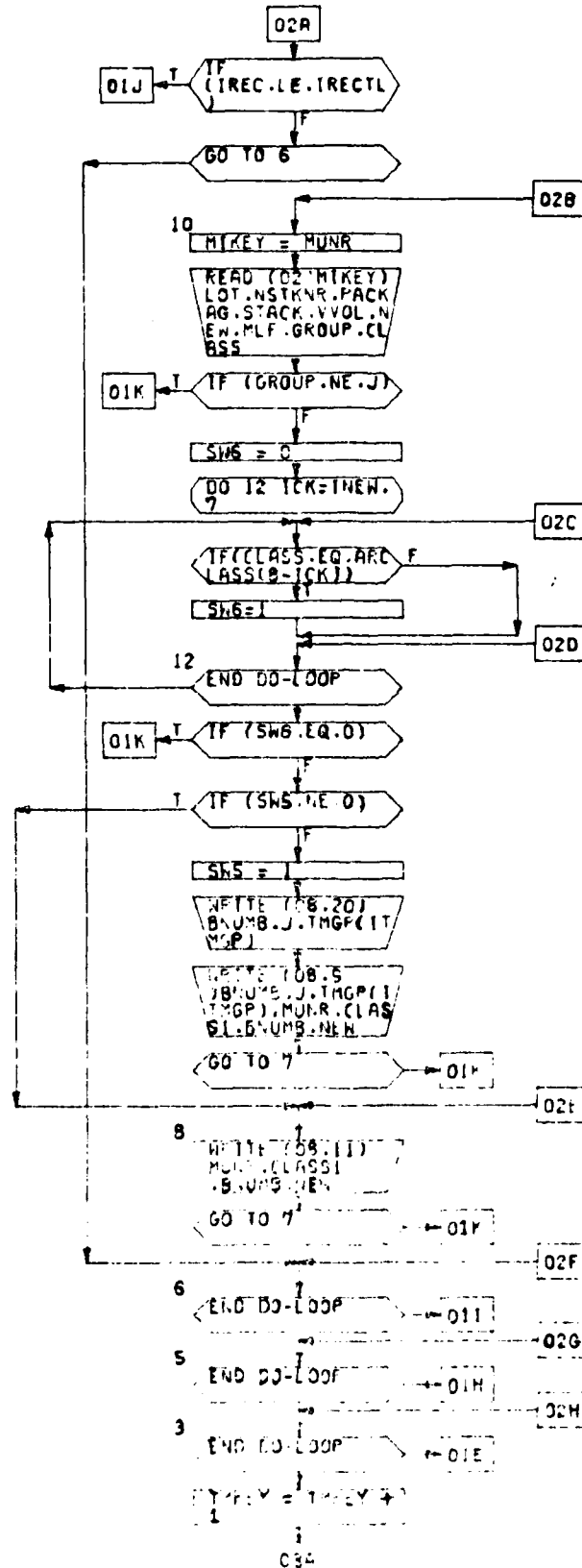


SUBROUTINE BLDNEW

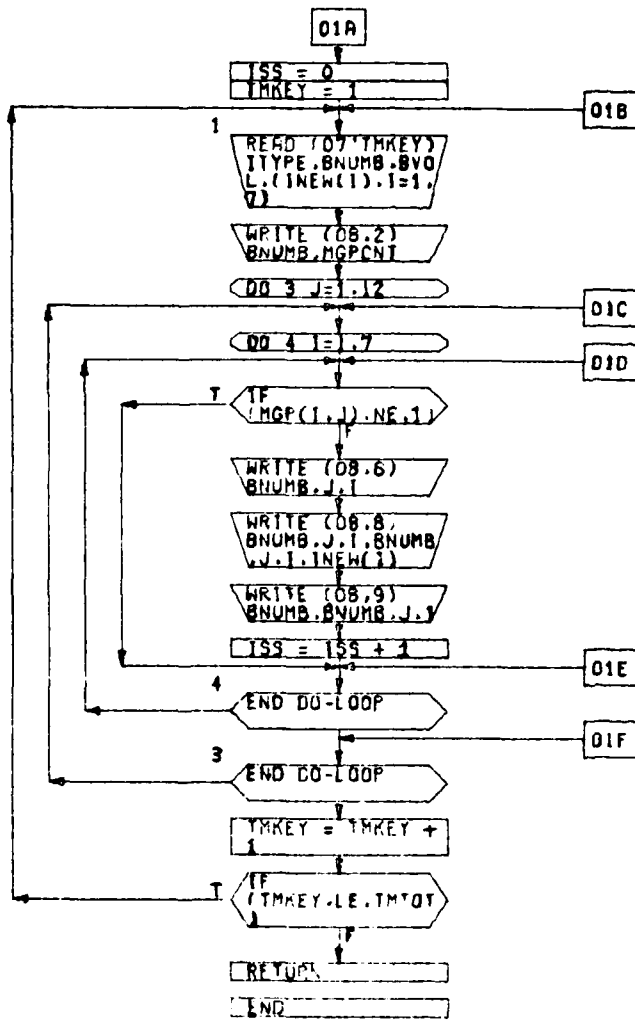




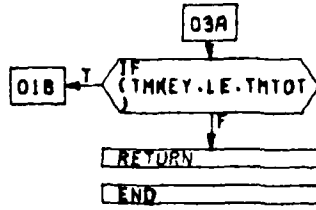
SUBROUTINE BLDNEW



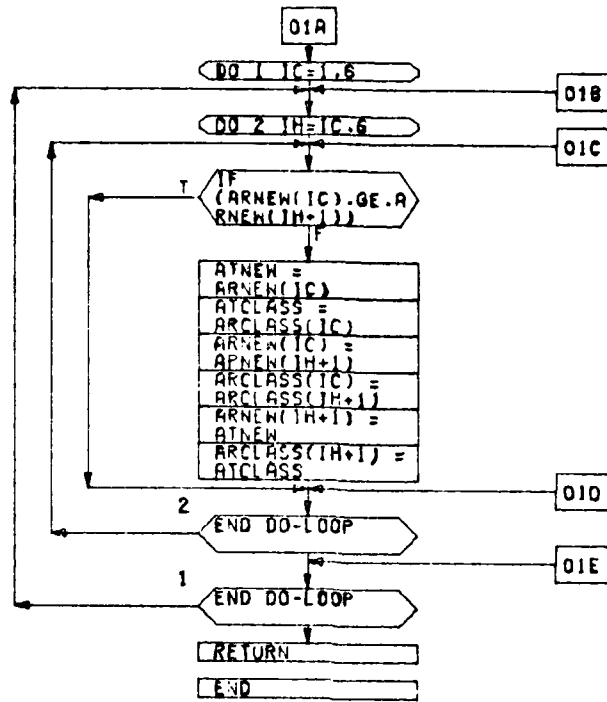
SUBROUTINE SSET



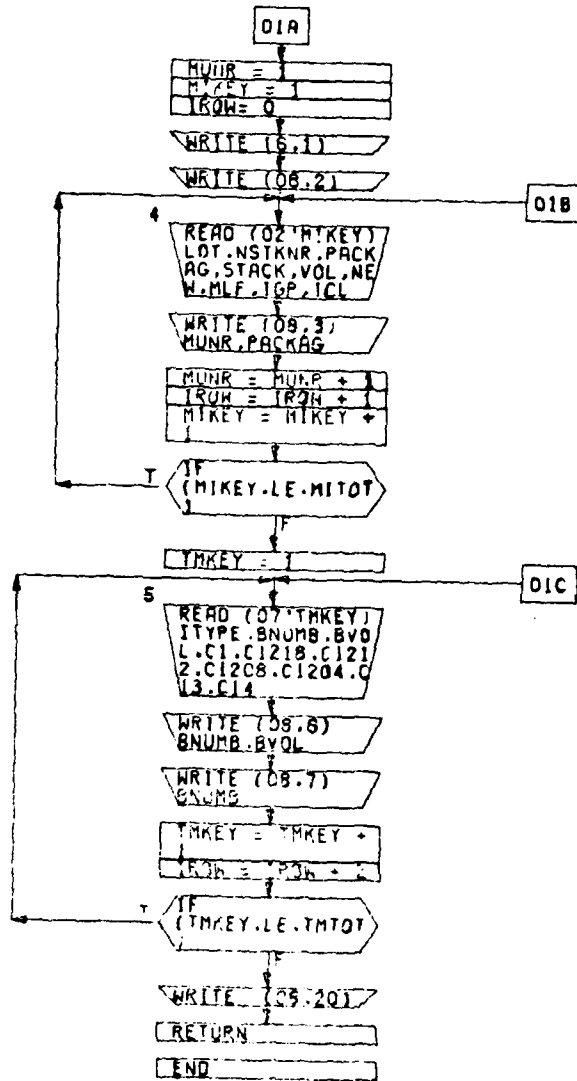
SUBROUTINE BLDNEW



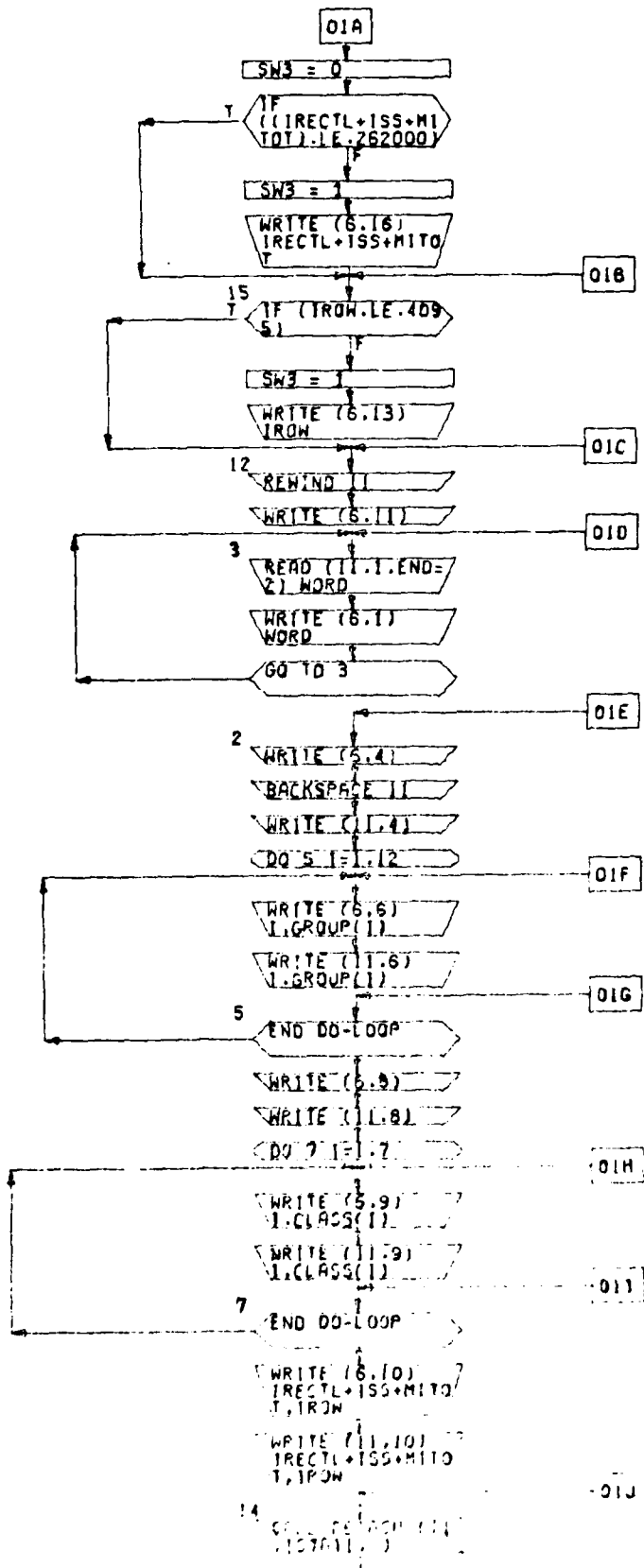
SUBROUTINE NSORT




SUBROUTINE RHANDS




SUBROUTINE CLOSE



SUBROUTINE CLOSE



## SUBROUTINE SPAWN





Appendix K

Format Generator Program Source Listing

```

0001*#RUN * = /OBJECT/LPGEN (NOGO)
0002C      MUNITION OPTIMIZATION FRONT END PROGRAM FOR LP/600      18 NOV 79
0003C
0004*****
0005*                                           *
0006*      LPGEN  MAIN                                           *
0007*                                           *
0008*****
0009*                                           *
0010*****      PROGRAM IDENTIFICATION      *****
0011*                                           *
0012*      READS INFORMATION FROM THE STANDARD BUILDING DATA BASE,
0013*      THE MUNITION STORAGE AREA DATA BASE, AND THE NATIONAL
0014*      STOCK NUMBER DATA BASE
0015*                                           *
0016*      READS IN PERCENTAGE OF USABLE VOLUME, ENTERED BY USER
0017*                                           *
0018*      CALCULATES THE OBJECTIVE COEFFICIENTS, THE MUNITIONS,
0019*      VOLUME, NET EXPLOSIVE WEIGHT (NEW) CONSTRAINTS,
0020*      AND RIGHT HAND SIDE VALUES
0021*                                           *
0022*      FORMATS THE DATA FOR INPUT INTO THE MIXED INTEGER
0023*      LINEAR PROGRAMMING LP/600 SOFTWARE PACKAGE
0024*                                           *
0025*      CREATES THE NECESSARY JOB CONTROL LANGUAGE
0026*                                           *
0027*      PRODUCED BY
0028*                                           *
0029*      MIKE GUSMUS
0030*                                           *
0031*****
0032*                                           *
0033*      THIS PROGRAM IS DESIGNED FOR OPERATION ON HONEYWELL 600
0034*      OR 6000 SERIES COMPUTER SYSTEMS THAT HAVE THE LP600
0035*      SYSTEM APPLICATIONS PACKAGE
0036*                                           *
0037*      REFERENCE HONEYWELL MANUALS BP50, BQ01, BQ19, BQ20,
0038*      BQ21,BQ22,DA87,DA88
0039*                                           *
0040*      THIS PROGRAM CONSISTS OF A MAIN DRIVER AND 15 SUBROUTINES
0041*                                           *
0042*****
0043*                                           *

```

```

0044*****          VARIABLE IDENTIFICATION          *****
0045*
0046*      SW1 - SWITCH THAT IDENTIFIES MODE OF OPERATION
0047*          1 - BCD      0 - ASCII
0048*
0049*      SW3 - ERROR IDENTIFICATION SWITCH
0050*          0 - NO ERROR      1 - ERROR
0051*
0052*****          SUBROUTINE NAMES          *****
0053*
0054*      CALLED BY: NONE
0055*
0056*      CALLS:
0057*          START - CHECKS MODE OF OPERATION
0058*
0059*          OPEN - OPENS NECESSARY FILES
0060*
0061*          MUNINV - READ IN THE NUMITION INVENTORY
0062*
0063*          STORE - CALCULATES BUILDING VOLUME
0064*
0065*          FORM - DRIVER THAT CONTROLS FORMULATION OF OBJECTIVE
0066*                  FUNCTION; MUNITION, VOLUME, AND NEW CONSTRAINTS;
0067*                  SPECIAL SET VARIABLES; AND RIGHT HAND SIDE VALUES
0068*
0069*          CLOSE - WRITES GROUP, CLASS, AND MUNITION CROSS
0070*                  REFERENCE LISTS
0071*
0072*          SPAWN - CREATES JCL FOR LP/600 AND SUBMITS THE JOB
0073*                  TO COMPUTER
0074*
0075*****
0076*
0077      COMMON /PT2/ MITOT,MGP,MGPCNT
0078      COMMON /PT3/ AISLE,BVOL,ROOF,LEN,WID,RAD,SWHI
0079      COMMON /PT4/ TMTOT,IRECTL
0080      COMMON /PT5/ IROW,ISS
0081      CHARACTER ROOF*3
0082      INTEGER SW1*1,SW3*1,MITOT*4,TMTOT*4,MGP(7,12)
0083      REAL MLF,MLFARY(500)
0084      SW1 = 0
0085      SW3 = 0
0086      CALL START (SW1)
0087      IF (SW1.EQ.1) GO TO 1
0088      CALL OPEN
0089      CALL MUNINV (SW3)
0090      IF (SW3.EQ.1) GO TO 1
0091      CALL STORE (SW3)
0092      IF (SW3.EQ.1) GO TO 1
0093      CALL FORM (SW3)
0094      IF (SW3.EQ.1) GO TO 1
0095      CALL CLOSE (SW3)
0096      IF(SW3.EQ.1) GO TO 1
0097      CALL SPAWN
0098      1 STOP
0099      END
0100*****          END MAIN          *****

```

```

0102*****
0103*
0104     SUBROUTINE START (SW1)
0105*
0106*****
0107*
0108*****          PROGRAM IDENTIFICATION          *****
0109*
0110*     IF MODE OF OPERATION IS ASCII
0111*     THEN PRINT WELCOME MESSAGE AND RETURN
0112*     ELSE TURN ON ERROR SWITCH, PRINT RESTART MESSAGE AND RETURN
0113*
0114*****
0115*
0116*****
0117*
0118***/*****          VARIABLE IDENTIFICATION          *****
0119*
0120*     MODE(2) - SYSTEM IDENTIFICATION OF MODE OF OPERATION
0121*     SW1 - SWITCH THAT IDENTIFIES THE MODE OF OPERATION TO PROGRAM
0122*
0123*****          SUBROUTINE NAMES          *****
0124*
0125*     CALLED BY: MAIN
0126*
0127*     CALLS: NONE
0128*
0129*****
0130*
0131     INTEGER SW1*1
0132     IF (MODE(2).EQ 0)GO TO 3
0133     WRITE (6,4)
0134     GO TO 1
0135     3     SW1 = 1
0136     WRITE (6,2)
0137*
0138     2     FORMAT (5X,"PLEASE RESTART USING 'RUN'")
0139     4     FORMAT (5X,"WELCOME TO THE INVENTORY PROGRAM"//)
0140     1 RETURN
0141     END
0142*
0143*****          END START          *****

```

```

0145*****
0146*
0147     SUBROUTINE OPEN
0148*
0149*****
0150*
0151*****          PROGRAM IDENTIFICATION          *****
0152*
0153*     THIS ROUTINE ATTACHES OR CREATES THE NECESSARY INPUT/OUTPUT FILES
0154*
0155*     ** THE CALL ROUTINES ARE SYSTEM DEPENDENT **
0156*****
0157*
0158*****
0159*
0160*****          VARIABLE IDENTIFICATION          *****
0161*
0162*     ISTAT1 - FILE 01 STATUS SWITCH
0163*     ISTAT2 - FILE 02 STATUS SWITCH
0164*     ISTAT3 - FILE 03 STATUS SWITCH
0165*     ISTAT4 - FILE 04 STATUS SWITCH
0166*     ISTAT7 - FILE 07 STATUS SWITCH
0167*     ISTAT8 - FILE 08 STATUS SWITCH
0168*     ISTAT9 - FILE 09 STATUS SWITCH
0169*     ISTAT10 - FILE 10 STATUS SWITCH
0170*     ISTAT11 - FILE 11 STATUS SWITCH
0171*
0172*****          SUBROUTINE NAMES          *****
0173*
0174*     CALLED BY:  MAIN
0175*
0176*     CALLS:
0177*           ATTACH - ATTACHES PERMANENT FILE
0178*           CREATE - CREATES A TEMPORARY FILE
0179*           RANSIZ - DEFINES RECORD SIZE FOR RANDOM FILE
0180*           FMEDIA - DEFINES TYPE OF FILE
0181*
0182*****
0183*
$ 0184     CALL ATTACH (01,"79C06/DATA/NSNDB;",3,0,ISTAT1, )
0185     CALL CREATE (02,500,1,ISTAT2)
0186     CALL RANSIZ (02,17,0)
$ 0187     CALL ATTACH (03,"79C06/DATA/MSADB;",3,0,ISTAT3, )
$ 0188     CALL ATTACH (04,"79C06/DATA/SBDB;",3,0,ISTAT4, )
0189     CALL CREATE (07,400,1,ISTAT7)
0190     CALL RANSIZ (07,15,0)
$ 0191     CALL ATTACH (08,"79C06/DATA/LPINFO;",3,0,ISTAT8, )
0192     CALL FMEDIA (08,0)
0193     CALL CREATE (09,10,0,ISTAT9)
0194     CALL CREATE (10,2000,1,ISTAT10, )
0195     CALL RANSIZ (10,5,0)
$ 0196     CALL ATTACH (11,"79C06/DATA/CRSREF;",3,0,ISTAT11, )
0197     CALL FMEDIA (11,0)
0198     RETURN
0199     END
0200*
0201*****          END OPEN          *****

```

```

0203*****
0204*
0205      SUBROUTINE MUNINV (SW3)
0206*
0207*****
0208*
0209*****          PROGRAM IDENTIFICATION          *****
0210*
0211*      READS MUNITION STOCK NUMBER FROM TERMINAL THEN SEARCHES
0212*      NSNDB TO VERIFY ITS EXISTANCE
0213*
0214*      USES DATA FROM NSNDB TO CALCULATE THE MUNITION DENSITY
0215*      FACTOR AND VOLUME FOR AN INDIVIDUAL PACKAGE OF CURRENT
0216*      MUNITION AND WRITES THIS DATA TO TEMPORARY WORK FILE
0217*
0218*      WRITES MUNITION CROSS REFERENCE LIST TO CRSREF FILE
0219*
0220*****
0221*
0222*****
0223*
0224*****          VARIABLE IDENTIFICATION          *****
0225*
0226*      CAT - MUNITION CATEGORY
0227*      CLASS - MUNITION CLASS
0228*      GROUP - MUNITION COMPATIBILITY GROUP
0229*      GRWT - PACKAGE GROSS WEIGHT
0230*      H - MUNITION PACKAGE HEIGHT
0231*      I - INDEX
0232*      II - INDEX
0233*      J - INDEX
0234*      L - MUNITION PACKAGE LENGTH
0235*      LOTS - NUMBER OF DIFFERENT LOTS PER MUNITION
0236*      MGP - MATRIX CONTAINING IDENTIFICATION OF DIFFERENT GROUP/
0237*      CLASS COMBINATIONS IN INVENTORY
0238*      MGPCNT - NUMBER OF GROUP/CLASS COMBINATIONS STORED IN MGP
0239*      MIKEY - INDEX KEY FOR INVENTORY WORK FILE
0240*      MITOT - NUMBER OF MUNITION/LOT COMBINATIONS IN INVENTORY
0241*      MLF - MUNITION DENSITY FACTOR (NEW/VOL)
0242*      NEW - MUNITION PACKAGE NET EXPLOSIVE WEIGHT
0243*      NSTKNR - MUNITION NATIONAL STOCK NUMBER
0244*      PACK - NUMBER OF PACKAGES IN CURRENT MUNITION/LOT COMBINATION
0245*      PACKAG - SAME AS ABOVE
0246*      STACK - NUMBER OF PACKAGES THAT CAN BE STACKED IN COLUMN
0247*      STKNR - MUNITION NATIONAL STOCK NUMBER
0248*      SW3 - ERROR SWITCH: 0 - NO ERROR, 1 - ERROR
0249*      UNITS - UNITS CONTAINED IN A PACKAGE
0250*      VOL - MUNITION PACKAGE VOLUME
0251*      W - MUNITION PACKAGE WIDTH
0252*
0253*****          SUBROUTINE NAMES          *****
0254*
0255*      CALLED BY: MAIN
0256*
0257*      CALLS: DETACH - RELEASES SPECIFIED FILE FROM PROGRAM CONTROL
0258*
0259*****
0260*

```

```

0261     INTEGER MIKEY*4,MITOT*4,MGP(7,12),PACK*4(50),STACK*4,
0262     &   CAT*2,UNITS*4,SW3
0263     REAL MLF,L,NEW
0264     CHARACTER CLASS*3,ANSWER*1
0265     CHARACTER GROUP*1,NSTKNR*18,STKNR*18
0266     COMMON /PT2/MITOT,MGP,MGPCNT
0267     SW3 = 0
0268     I = 0
0269     J = 0
0270     MGPCNT = 0
0271     MIKEY = 1
0272     WRITE (6,1)
0273     GO TO 21
0274 13  WRITE (6,22)
0275 21  READ ,NSTKNR
0276     IF (NSTKNR.EQ."*") GO TO 3
0277     REWIND 01
0278 6   READ (01,4,END=5) STACK,STKNR,H,W,L,UNITS,GRWT,NEW,GROUP,CLASS,CAT
0279     IF (NSTKNR.NE.STKNR) GO TO 6
0280*
0281*     EXCLUDES MUNITION IF NEW = 0
0282*
0283     IF (NEW.GT.0.)GO TO 25
0284     WRITE (6,26) STKNR
0285*
0286*     TURNS ON GROUP/CLASS ELEMENT IN MGP MATRIX
0287*
0288     GO TO 13
0289 25  IF (GROUP.EQ."A") J=1
0290     IF (GROUP.EQ."B") J=2
0291     IF (GROUP.EQ."C") J=3
0292     IF (GROUP.EQ."D") J=4
0293     IF (GROUP.EQ."E") J=5
0294     IF (GROUP.EQ."F") J=6
0295     IF (GROUP.EQ."G") J=7
0296     IF (GROUP.EQ."H") J=8
0297     IF (GROUP.EQ."J") J=9
0298     IF (GROUP.EQ."K") J=10
0299     IF (GROUP.EQ."L") J=11
0300     IF (GROUP.EQ."S") J=12
0301     IF (CLASS.EQ."1.1") II=1
0302     IF (CLASS.EQ."1.2".AND.CAT.EQ.18) II=2
0303     IF (CLASS.EQ."1.2".AND.CAT.EQ.12) II=3
0304     IF (CLASS.EQ."1.2".AND.CAT.EQ.08) II=4
0305     IF (CLASS.EQ."1.2".AND.CAT.EQ.04) II=5
0306     IF (CLASS.EQ."1.3") II=6
0307     IF (CLASS.EQ."1.4") II=7
0308     IF (II.EQ.0.OR.J.EQ.0) GO TO 18
0308.1  IF (MGP(II,J).NE.0) GO TO 30
0309     MGP(II,J) = 1
0310     MGPCNT = MGPCNT + 1
0311 30  WRITE (6,7) NSTKNR
0312     READ ,LOTS
0313     DO 9 I = 1,LOTS
0314     WRITE (6,10) I
0315     READ ,PACK(I)
0316 9   CONTINUE
0317     VOL = H*W*L
0318     MLF = NEW/VOL

```

```

0319*
0320*      WRITES MUNITION/LOT INFORMATION TO WORK FILE
0321*
0322      DO 12 I = 1,LOTS
0323      WRITE (02'MIKEY) I,NSTKNR,PACK(I),STACK,VOL,NEW,MLF,J,II
0324      MIKEY = MIKEY + 1
0325 12    CONTINUE
0326      GO TO 13
0327*
0328*      ***** FATAL ERROR MESSAGE
0329*
0330 18    WRITE (6,19) NSTKNR,GROUP,CLASS,CAT
0331      SW3 = 1
0332      GO TO 13
0333*      * WARNING MESSAGE
0334*
0335 5     WRITE (6,14) NSTKNR
0336      GO TO 13
0337 3     WRITE (6,23)
0338      READ ,ANSWER
0339      IF (ANSWER.NE."N".AND.ANSWER.NE."Y") GO TO 3
0340      IF (ANSWER.EQ."N") GO TO 24
0341*
0342*      IF ANSWER = "Y" PROGRAM WILL STOP ***
0343*
0344      SW3 = 1
0345      GO TO 20
0346 24    REWIND 11
0347      WRITE (11,15)
0348      MITOT = MIKEY - 1
0349      MIKEY = 1
0350*
0351*      WRITES MUNITION CROSS REFERENCE LISTS
0352*
0353 17    READ (02'MIKEY) LOT,NSTKNR,PACKAG,STACK,VOL,NEW,MLF,IGP,ICL
0354      M = MIKEY
0355      WRITE (11,16) M,NSTKNR,LOT,PACKAG
0356      MIKEY = MIKEY + 1
0357      IF (MIKEY.LE.MITOT) GO TO 17
0358*
0359 1     FORMAT (5X,"ENTER THE NATIONAL STOCK NUMBER OF MUNITION TO BE",
0360 &      /10X,"ENTERED IN INVENTORY AND HIT RETURN KEY"/,
0361 &      10X,"IF FINISHED ENTER '*' AND HIT RETURN")
0362*
0363 4     FORMAT (I4,A18,3F5.1,I4,2F10.4,A1,A3,I2)
0364*
0365 7     FORMAT (/5X,"ENTER THE NUMBER OF LOTS FOR MUNITION ",A18)
0366*
0367 10    FORMAT (5X,"ENTER THE NUMBER OF PACKAGES FOR LOT ",I2)
0368*
0369 14    FORMAT (2X,"** WARNING ** STOCK NUMBER ",A18,/5X,
0370 &      "DOES NOT RESIDE IN NSNDB -- MUNITION WILL NOT BE ACCEPTED"//)
0371*
0372 15    FORMAT (10X,"MUNITION INVENTORY CROSS REFERENCE LIST"/,
0373 &      5X,"ID NR",5X,"STOCK NUMBER",8X,"LOT",5X,"PACKAGES"//)
0374*
0375 16    FORMAT (6X,I4,2X,A18,5X,I2,8X,I4)
0376*

```

```

0377 19  FORMAT (/5X,"MUNITION ",A18," HAS INVALID DATA IN GROUP,CLASS, ",
0378      &  "OR CAT",/10X,"VALUES ARE: ",A1,"",A3,"",I2/,
0379      &  /20X,"CAUSING PROGRAM TO TERMINATE...."/)
0380*
0381 22  FORMAT (/5X,"ENTER NEXT STOCK NR OR '*' IF FINISHED")
0382*
0383 23  FORMAT (/5X,"DO YOU WISH TO STOP PROGRAM NOW? (Y OR N)")
0384*
0385 26  FORMAT (/5X,"STOCK NUMBER ",A18," IS REJECTED BECAUSE NEW = 0"/)
0386*
0387 20  CALL DETACH (01,ISTAT1, )
0388      RETURN
0389      END
0390*
0391*****
                                END MUNINV
                                *****

```



```

0393*****
0394*
0395      SUBROUTINE STORE (SW3)
0396*
0397*****
0398*
0399*****          PROGRAM IDENTIFICATION          *****
0400*
0401*      READS IN THE BUILDING INFORMATION FROM MSADB AND SBDB
0402*
0403*      READS THE USABLE BUILDING VOLUME PERCENTAGE FROM TERMINAL
0404*
0405*      CALCULATES THE BUILDING VOLUME
0406*
0407*      WRITES NECESSARY INFORMATION TO TEMPORARY WORK FILE
0408*
0409*****
0410*
0411*****
0412*
0413*****          VARIABLE IDENTIFICATION          *****
0414*
0415*      AISLE - PERCENTAGE OF USABLE BUILDING VOLUME
0416*      ANSWER - VALUE: Y - YES, N - NO
0417*      BNUMB - BUILDING NUMBER
0418*      BVOL - BUILDING VOLUME
0419*      BNAME - BUILDING NAME
0420*      BTYPE - STANDARD BUILDING TYPE
0421*      C11 - NEW FOR CLASS/DIV 1.1
0422*      C1204 - NEW FOR CLASS/DIV/CAT 1.2 04
0423*      C1208 - NEW FOR CLASS/DIV/CAT 1.2 08
0424*      C1212 - NEW FOR CLASS/DIV/CAT 1.2 12
0425*      C1218 - NEW FOR CLASS/DIV/CAT 1.2 18
0426*      C13 - NEW FOR CLASS/DIV 1.3
0427*      C14 - NEW FOR CLASS/DIV 1.4
0428*      DTHICK - DOOR THICKNESS
0429*      EHI - ENTRANCE HEIGHT
0430*      EWID - ENTRANCE WIDTH
0431*      LEN - BUILDING LENGTH
0432*      MAXWT - BUILDING GROSS STORAGE CAPACITY
0433*      NAME - BUILDING NAME
0434*      RAD - RADIUS OF IGLOO ROOF
0435*      ROOF - BUILDING ROOF STYLE: RND - IGLOO, FLT - OTHER
0436*      RT - ROOF THICKNESS
0437*      SW3 - ERROR SWITCH: 0 - NO ERROR, 1 - ERROR
0438*      SWHI - BUILDING SIDE WALL HEIGHT
0439*      TMKEY - INDEX KEY FOR BUILDING WORK FILE
0440*      TMTOT - NUMBER OF BUILDINGS IN MUNITION STORAGE AREA
0441*      TYPE - BUILDING TYPE
0442*      WID - BUILDING WIDTH
0443*      WT - WALL THICKNESS
0444*
0445*****          SUBROUTINE NAMES          *****
0446*
0447*      CALLED BY: MAIN
0448*
0449*      CALLS:
0450*          BLDVOL - TO CALCULATE USABLE BUILDING VOLUME

```

```

0451*          DETACH - RELEASES SPECIFIED FILE FROM PROGRAM CONTROL
0452*
0453*****
0454*
0455          INTEGER SW3*1,TMKEY*4,TMTOT*4,TYPE*2,BTYPE*2
0456          INTEGER *7 C11,C1204,C1208,C1212,C1218,C13,C14
0457          CHARACTER NAME*6,BNAME*6,ROOF*3,ANSWER*1,BNUMB*6
0458          REAL MAXWT,LEN
0459          COMMON /PT3/ AISLE,BVOL,ROOF,LEN,WID,RAD,SWHI
0460          COMMON /PT4/ TMTOT,I RECTL
0461          SW3 = 0
0462          TMKEY = 1
0463          WRITE (6,1)
0464 15        WRITE (6,11)
0465          READ ,ANSWER
0466*
0467*          IF ANSWER = "Y" READ IN AISLE FOR EVERY BUILDING
0468*          IF ANSWER = "N" READ IN ONE AISLE THAT IS USED FOR ALL BUILDINGS
0469*
0470          IF (ANSWER.NE."N".AND.ANSWER.NE."Y") GO TO 15
0471          IF (ANSWER.EQ."Y") GO TO 12
0472          WRITE (6,10)
0473          READ ,AISLE
0474 12        REWIND 03
0475 8         READ (03,2,END=3) TYPE,NAME,BNUMB,C11,C1204,C1208,C1212,C1218,C13,C14
0476          IF (ANSWER.EQ."N") GO TO 14
0477          WRITE (6,13) BNUMB
0478          READ ,AISLE
0479 14        REWIND 04
0480 6         READ (04,4,END=5) BTYPE,BNAME,ROOF,LEN,WID,RAD,SWHI,WT,RT,EHI,
0481 &         EWID,DTHICK,MAXWT
0482          IF (TYPE.NE.BTYPE) GO TO 6
0483          CALL BLDVOL
0484*
0485*          WRITES BUILDING INFORMATION TO WORK FILE
0486*
0487          WRITE (07'TMKEY) TYPE,BNUMB,BVOL,C11,C1218,C1212,C1208,C1204,C13,C14
0488          TMKEY = TMKEY + 1
0489          GO TO 8
0490*
0491*          ***** FATAL ERROR MESSAGE
0492*
0493 5         WRITE (6,9) BNUMB,TYPE
0494          SW3 = 1
0495 3         TMTOT = TMKEY - 1
0496          CALL DETACH (03,ISTAT3, )
0497          CALL DETACH (04,ISTAT4, )
0498*
0499 1         FORMAT (//5X,"STORAGE FACILITY DATA IS NOW BEING GENERATED"//)
0500*
0501 2         FORMAT (I2,2A6,7I7)
0502*
0503 4         FORMAT (I2,A6,A3,3F6.2,F5.2,2F4.2,2F5.2,F4.2,F7.2)
0504*
0505 9         FORMAT (5X,"BUILDING - ",A6," IS IDENTIFIED AS TYPE ",I2/,
0506 &         10X,"BUT THIS TYPE OF BUILDING IS NOT DEFINED IN THE SBDB,"/,
0507 &         5X,"***** FATAL ERROR --- PROGRAM IS NOW TERMINATING ...."//)
0508*

```

AD-A083 708

AIR FORCE INST OF TECH WRIGHT-PATTERSON AFB OH SCH00--ETC F/6 15/5  
OPTIMIZATION OF MUNITIONS STORAGE.(U)  
DEC 79 B A 80665. L M GUSMUS

UNCLASSIFIED

NL


4x4

8888



|  |  |  |  |  |  |  |  |  |  |  |  |  |  |
|--|--|--|--|--|--|--|--|--|--|--|--|--|--|
|  |  |  |  |  |  |  |  |  |  |  |  |  |  |
|  |  |  |  |  |  |  |  |  |  |  |  |  |  |
|  |  |  |  |  |  |  |  |  |  |  |  |  |  |

END  
DATE  
FILMED  
6-80  
DTIC



MICROCOPY RESOLUTION TEST CHART

NATIONAL BUREAU OF STANDARDS-1963-A

```

0509 10  FORMAT (5X,"ENTER THE PERCENTAGE OF BUILDING VOLUME THAT"/,
0510 &    10X,"IS CONSIDERED USABLE, E.G. , 75.8")
0511*
0512 11  FORMAT (/5X,"PLEASE READ THIS QUESTION CAREFULLY...",
0513 &    //8X,"DO YOU WISH TO ENTER A DIFFERENT PERCENTAGE OF USABLE",
0514 &    /5X,"VOLUME FOR EACH BUILDING? (Y OR N)")
0515*
0516 13  FORMAT (/5X,"ENTER THE PERCENTAGE OF USABLE VOLUME FOR BUILDING ",
0517 &    A6," E.G. ,75.8")
0518     RETURN
0519     END
0520*
0521*****                          END STORE                          *****

```

```

0523*****
0524*
0525 SUBROUTINE BLDVOL
0526*
0527*****
0528*
0529***** PROGRAM IDENTIFICATION *****
0530*
0531* CALCULATES THE USABLE BUILDING VOLUME FOR EACH BUILDING
0532* BASED ON BUILDING DESIGN
0533*
0534*****
0535*
0536*****
0537*
0538***** VARIABLE IDENTIFICATION *****
0539*
0540* AISLE - PERCENTAGE OF USABLE BUILDING VOLUME
0541* BAREA - BUILDING AREA
0542* BVOL - BUILDING VOLUME
0543* DELTA - PART OF SEGMENT AREA CALCULATION
0544* LEN - BUILDING LENGTH
0545* PI - CONSTANT
0546* RAD - RADIUS OF IGLOO ROOF
0547* ROOF - STYLE OF BUILDING: RND - IGLOO FLT - OTHER
0548* SEG - ARC LENGTH
0549* SWHI - BUILDING SIDE WALL HEIGHT
0550* THETA - ANGLE OF SEGMENT
0551* WID - BUILDING WIDTH
0552*
0553* FUNCTIONS:
0554*
0555* ARCSIN - SYSTEM FUNCTION
0556* COS - SYSTEM FUNCTION
0557*
0558***** SUBROUTINE NAMES *****
0559*
0560* CALLED BY: STORE
0561*
0562* CALLS:
0563* FUNCTIONS:
0564* ARCSIN AND COS
0565*
0566*****
0567*
0568 REAL LEN
0569 CHARACTER ROOF*3
0570 COMMON /PT3/ AISLE,BVOL,ROOF,LEN,WID,RAD SWHI
0571 PI = 3.1415926536
0572 BAREA = LEN*WID
0573 IF (ROOF.EQ."RND") GO TO 1
0574 BVOL = BAREA*SWHI
0575 GO TO 2
0576 1 IF (RAD.GT..5*WID) GO TO 3
0577 BVOL = .5*PI*RAD*RAD*LEN+BAREA*SWHI
0578 GO TO 2
0579 3 THETA = 2*ARCSIN(WID/(2*RAD))
0580 SEG = RAD*THETA

```

```
0581      DELTA = RAD*COS(THETA/2)
0582      BAREA = .5*(RAD*SEG-WID*DELTA)
0583      BVOL = (BAREA + WID*SWHI)*LEN
0584      2    BVOL =BVOL*AISLE/100
0585      RETURN
0586      END
```

```
0587*
0588*****                               END BLDVOL                               *****
                                                                                       *
```

```

0590*****
0591*
0592     SUBROUTINE FORM (SW3)
0593*
0594*****
0595*
0596*****          PROGRAM IDENTIFICATION          *****
0597*
0598*     THE DRIVER ROUTINE FOR FORMATTING THE OBJECTIVE FUNCTION,
0599*     CONSTRAINTS, SPECIAL SET VARIABLES, AND RIGHT HAND SIDE VALUES
0600*     USED BY LP600
0601*
0602*     CLOSSES OPEN FILES EXECPT FOR JCL FILE
0603*
0604*****
0605*
0606*****
0607*
0608*****          VARIABLE IDENTIFICATION          *****
0609*
0610*     ISTAT2 - FILE STATUS SWITCH FOR FILE 02
0611*     ISTAT7 - FILE STATUS SWITCH FOR FILE 07
0612*     ISTAT8 - FILE STATUS SWITCH FOR FILE 08
0613*     ISTAT10 - FILE STATUS SWITCH FOR FILE 10
0614*     SW3 - ERROR CONDITION SWITCH: 0 - NO ERROR, 1 - ERROR
0615*
0616*****          SUBROUTINE NAMES          *****
0617*
0618*     CALLED BY:  MAIN
0619*
0620*     CALLS:
0621*     OBJECTV - GENERATES OBJECTIVE FUNCTION COEFFICIENTS
0622*     MUNITN - GENERATES MUNITION CONSTRAINTS
0623*     VOLUME - GENERATES BUILDING VOLUME CONSTRAINTS
0624*     SSET - GENERATES SPECIAL SET VARIABLES USED FOR
0625*           CONSTRAINT EXCLUSION
0626*     BLDNEW - GENERATES SUBGROUP CONSTRAINTS
0627*     RHANDS - GENERATES RIGHT HAND SIDE VALUES FOR CONSTRAINTS
0628*     DETACH - RELEASES SPECIFIED FILE FROM PROGRAM CONTROL
0629*
0630*****
0631*
0632     COMMON /PT2/ MITOT,MGP,MGPCNT
0633     COMMON /PT4/ TMTOT,IRECTL
0634     COMMON /PT5/ IROW,ISS
0635     INTEGER TMTOT,SW3
0636     SW3 = 0
0637     WRITE (06,1)
0638     REWIND 08
0639*
0640*     THIS WRITES FILE NAME OF FILE LPINFO - USED BY LP600
0641*
0642     WRITE (08,2)
0643     CALL OBJECTV (SW3)
0644     IF (SW3.EQ.1) GO TO 4
0645     CALL MUNITN
0646     CALL VOLUME
0647     CALL SSET

```



```

0648      CALL BLDNEW
0649      CALL RHANDS
0650      CALL DETACH (02, ISTAT2, )
0651      CALL DETACH (07, ISTAT7, )
0652      CALL DETACH (08, ISTAT8, )
0653      CALL DETACH (10, ISTAT10, )
0654*
0655      1  FORMAT (5X, "GENERATING OBJECTIVE FUNCTION AND CONSTRAINTS NOW, ",
0656      &      /10X, "PLEASE WAIT..."/)
0657*
0658      2  FORMAT ("FILE  AMMO")
0659      4  RETURN
0660      END
0661*
0662*****                               END FORM                               *****

```

```

0664*****
0665*
0666      SUBROUTINE OBJCTV (SW3)
0667*
0668*****
0669*
0670*****          PROGRAM IDENTIFICATION          *****
0671*
0672*      RESPONSIBLE FOR DEVELOPING THE OBJECTIVE COEFFICIENTS,
0673*      FORMATTING AND WRITING THEM TO LPINFO
0674*
0675*****
0676*
0677*****
0678*
0679*****          VARIABLE IDENTIFICATION          *****
0680*
0681*      ARNEW (1) - BUILDING NEW FOR CLASS/DIVISION 1.1
0682*      ARNEW (2) - BUILDING NEW FOR CLASS/DIVISION/CAT 1.2 18
0683*      ARNEW (3) - BUILDING NEW FOR CLASS/DIVISION/CAT1.2 12
0684*      ARNEW (4) - BUILDING NEW FOR CLASS/DIVISION/CAT 1.2 08
0685*      ARNEW (5) - BUILDING NEW FOR CLASS/DIVISION/CAT 1.2 04
0686*      ARNEW (6) - BUILDING NEW FOR CLASS/DIVISION 1.3
0687*      ARNEW (7) - BUILDING NEW FOR CLASS/DIVISION 1.4
0688*      BNUMB - BUILDING NUMBER
0689*      BVOL - BUILDING VOLUME
0690*      CLASS - MUNITION CLASS ID
0691*      GROUP - MUNITION GROUP ID
0692*      I - INDEX
0693*      INEW - INDEX
0694*      IREC - INDEX KEY FOR DECISION VARIABLE WORK FILE
0695*      IRECTL - NUMBER OF DECISION VARIABLES
0696*      ITYPE - STANDARD BUILDING TYPE
0697*      LOT - MUNITION LOT ID
0698*      MGP - MATRIX CONTAINING IDENTIFICATION OF DIFFERENT GROUP/CLASS
0699*      COMBINATIONS IN INVENTORY
0700*      MIKEY - INDEX KEY FOR MUNITION INVENTORY WORK FILE
0701*      MITOT - NUMBER OF RECORDS IN INVENTORY WORK FILE
0702*      MLF - MUNITION DENSITY FACTOR
0703*      MUNR - INTERNAL MUNITION/LOT IDENTIFICATION NUMBER
0704*      NEW - NET EXPLOSIVES WEIGHT
0705*      NSTKNR - MUNITION NATIONAL STOCK NUMBER
0706*      PACKAG - LOT NUMBER OF CURRENT MUNITION
0707*      STACK - PACKAGE STACKING HEIGHT (IN PACKAGES)
0708*      SW3 - ERROR CONDITION SWITCH: 0 - NO ERROR, 1 - ERROR
0709*      SW5 - FIRST PASS SWITCH: 0 - FIRST PASS, 1 - SUBSEQUENT PASSES
0710*      TMKEY - INDEX KEY FOR BUILDING WORK FILE
0711*      TMTOT - NUMBER OF BUILDINGS IN MUNITION STORAGE AREA
0712*      VOL - MUNITION PACKAGE VOLUME
0713*
0714*****          SUBROUTINE NAMES          *****
0715*
0716*      CALLED BY:  FORM
0717*
0718*      CALLS:  NSORT - SORTS THE CLASS ID AND BUILDING NEW
0719*
0720*****
0721*

```

```

0722      COMMON /PT2/ MITOT,MGP,MGPCNT
0723      COMMON /PT4/ TMTOT,IRECTL
0724      REAL MLF,NEW
0725      INTEGER TMTOT,SW3,SW5,TMKEY,GROUP*2,MUNR*4,CLASS*1
0726      INTEGER ARNEW(7),MGP(7,12),SW6,ARCLASS*1(7)
0727      CHARACTER NSTKNR*18,BNUMB*6
0728      SW3 = 0
0729      SW5 = 0
0730      IREC = 0
0731      MUNR = 0
0732      MIKEY = 1
0733      WRITE (6,17)
0734      8  MUNR = MUNR + 1
0735      READ (02*MIKEY) LOT,NSTKNR,PACKAG,STACK,VOL,NEW,MLF,GROUP,CLASS
0736      TMKEY = 1
0737      9  READ (07*TMKEY) ITYPE,BNUMB,BVOL,(ARNEW(I),I=1,7)
0738      IF (CLASS.LT.1.OR.CLASS.GT.7) GO TO 10
0739      DO 111 I=1,7
0740      ARCLASS(I) = I
0741      111 CONTINUE
0742      CALL NSORT (ARNEW,ARCLASS)
0743*
0744*      GENERATES SUBGROUP CONSTRAINTS STARTING WITH MOST RESTRICTIVE
0745*
0746      DO 5 INEW=1,7
0747      IF (ARNEW(8-INEW).EQ.0) GO TO 5
0748      IF (MGP(ARCLASS(8-INEW),GROUP).NE.1) GO TO 5
0749      IF (SW5.EQ.1) GO TO 12
0750      SW5 = 1
0751      WRITE (08,13) MUNR,ARCLASS(8-INEW),BNUMB,PACKAG,
0752      &  ARNEW(8-INEW)/BVOL/MLF
0753      GO TO 1
0754      12 WRITE (08,14) MUNR,ARCLASS(8-INEW),BNUMB,PACKAG,
0755      &  ARNEW(8-INEW)/BVOL/MLF
0756      1  IREC = IREC + 1
0757      WRITE (10*IREC) ARCLASS(8-INEW),MUNR,BNUMB,VOL
0758      IF (ARCLASS(8-INEW).EQ.CLASS) GO TO 2
0759      5  CONTINUE
0760      2  TMKEY = TMKEY + 1
0761      IF (TMKEY.LE.TMTOT) GO TO 9
0762      MIKEY = MIKEY + 1
0763      IF (MIKEY.LE.MITOT) GO TO 8
0764      IRECTL = IREC
0765      DO 3 I=1,MITOT
0766      WRITE (08,20) I
0767      3  CONTINUE
0768      GO TO 15
0769*
0770*      ***** FATAL ERROR MESSAGE
0771*
0772      10 WRITE (6,16) NSTKNR
0773      SW3 = 1
0774*
0775      13 FORMAT ("MATRIX OBJECT:IVE(F),MU",I4,":C",I1," BD :",A6,
0776      &  "(I=0,",I4,")=",F16.8)
0777*
0778      14 FORMAT (7X,"MU",I4,":C",I1," BD :",A6,"(I=0,",I4,")=",F16.8)
0779*

```

```
0780 16  FORMAT (5X,"THE CLASS DATA ITEM FOR STOCK NR ",A18/,
0781    &    10X,"HAS THE WRONG VALUE -- PROGRAM NOW TERMINATING"/)
0782*
0783 17  FORMAT (/5X,"THE OBJECTIVE FUNCTION IS NOW BEING ORGANIZED"/)
0784*
0785 20  FORMAT (7X,"LEFT:OVER:MU",I4,"(P)=-9E6")
0786 15  RETURN
0787    END
0788*
0789*****                               END OBJCTV                               *****
```

```

0791*****
0792*
0793 SUBROUTINE MUNITN
0794*
0795*****
0796*
0797***** PROGRAM IDENTIFICATION *****
0798*
0799* GENERATES THE MUNITION CONSTRAINTS AND WRITES THEM TO LPINFO
0800*
0801* BUILDS ONE CONSTRAINT FOR EACH MUNITION/LOT CONTAINING
0802* COEFFIEIENTS = 1 FOR EACH BUILDING/CLASS COMBINATION ASSOCIATED
0803* WITH THE CURRENT MUNITION
0804*
0805*****
0806*
0807*****
0808*
0809***** VARIABLE IDENTIFICATION *****
0810*
0811* BNUMB - BUILDING NUMBER
0812* CLASS - MUNITION CLASS ID
0813* CURMUN - CURRENT INTERNAL MUNITION/LOT ID
0814* IREC - INDEX KEY FOR DECISION VARIABLE WORK FILE
0815* IRECTL - NUMBER OF DECISION VARIABLES
0816* MUNR - INTERNAL MUNITION/LOT ID
0817* VOL - BUILDING VOLUME
0818* SW5 - CONTROL SWITCH: 0 - FIRST PASS, 1 - SUBSEQUENT PASSES
0819*
0820***** SUBROUTINE NAMES *****
0821*
0822* CALLED BY: FORM
0823*
0824* CALLS: NONE
0825*
0826*****
0827*
0828 COMMON /PT4/ TMTOT,IRECTL
0829 INTEGER CLASS*1,CURMUN*4,MUNR*4,SW5
0830 CHARACTER BNUMB*6
0831 WRITE (6,1)
0832 IREC = 1
0833 SW5 = 0
0834 CURMUN = 0
0835 2 READ (10,IREC) CLASS,MUNR,BNUMB,VOL
0836 IF (CURMUN.EQ.MUNR) GO TO 3
0837 CURMUN = MUNR
0838 SW5 = 0
0839 3 IF (SW5.EQ.1) GO TO 4
0840 WRITE (08,5) CURMUN,CURMUN,CLASS,BNUMB
0841 WRITE (08,7) MUNR
0842 SW5 = 1
0843 GO TO 8
0844 4 WRITE (08,6) CURMUN,CLASS,BNUMB
0845 8 IREC = IREC + 1
0846 IF (IREC.LE.IRECTL) GO TO 2
0847*
0848 1 FORMAT (/5X,"NOW GENERATING MUNITION CONSTRAINTS..."/)

```

```
0849*
0850 5  FORMAT ("MATRIX MU",I4,"(Z),MU",I4,":C",I1," BD :",A6,"=1")
0851*
0852 6  FORMAT (7X,"MU",I4,":C",I1," BD :",A6,"=1")
0853*
0854 7  FORMAT (7X,"LEFT:OVER:MU",I4,"=1")
0855     RETURN
0856     END
0857*
0858*****                               END MUNITN                               *****
```

```

0860** -*****
0861*
0862 SUBROUTINE VOLUME
0863*
0864*****
0865*
0866***** PROGRAM IDENTIFICATION *****
0867*
0868* GENERATES BUILDING VOLUME CONSTRAINTS AND WRITES THEM TO LPINFO
0869*
0870* BUILDS ONE CONSTRAINT FOR EACH BUILDING CONTAINING COEFFICIENTS
0871* = MUNITION DENSITY FACTOR (MLF) FOR MUNITION/CLASS COMBINATIONS
0872* ASSOCIATED WITH THE CURRENT BUILDING
0873*
0874*****
0875*
0876*****
0877*
0878***** VARIABLE IDENTIFICATION *****
0879*
0880* ANUMB - BUILDING NUMBER
0881* BNUMB - BUILDING NUMBER
0882* BVOL - BUILDING VOLUME
0883* CLASS - MUNITION CLASS ID
0884* C1 - BUILDING NEW FOR CLASS/DIVISION 1.1
0885* C1218 - BUILDING NEW FOR CLASS/DIVISION/CAT 1.2 18
0886* C1212 - BUILDING NEW FOR CLASS/DIVISION/CAT 1.2 12
0887* C1208 - BUILDING NEW FOR CLASS/DIVISION/CAT 1.2 08
0888* C1204 - BUILDING NEW FOR CLASS/DIVISION/CAT 1.2 04
0889* C13 - BUILDING NEW FOR CLASS/DIVISION 1.3
0890* C14 - BUILDING NEW FOR CLASS/DIVISION 1.4
0891* IREC - INDEX KEY FOR DECISION VARIABLE WORK FILE
0892* IRECTL - NUMBER OF DECISION VARIABLES
0893* ITYPE - STANDARD BUILDING TYPE
0894* MUNR - INTERNAL MUNITION/LOT ID
0895* SW5 - CONTROL SWITCH: 0 - FIRST PASS, 1 - SUBSEQUENT PASSES
0896* TMKEY - INDEX KEY FOR THE BUILDING WORK FILE
0897* TMTOT - NUMBER OF BUILDINGS IN MUNITION STORAGE AREA
0898* VOL - MUNITION PACKAGE VOLUME
0899*
0900***** SUBROUTINE NAMES *****
0901*
0902*
0903* CALLED BY: FORM
0904*
0905* CALLS: NONE
0906*
0907*****
0908*
0909 COMMON /PT4/ TMTOT,IRECTL
0910 INTEGER TMTOT, TMKEY, SW5, IRECTL
0911 INTEGER *7 C1, C1218, C1212, C1208, C1204, C13, C14
0912 CHARACTER ANUMB*6, BNUMB*6
0913 WRITE (6,6)
0914 TMKEY = 1
0915 1 SW5 = 0
0916 READ (07, TMKEY) ITYPE, BNUMB, BVOL, C1, C1218, C1212, C1208, C1204, C13, C14
0917 IREC = 1

```

```

0918 4 READ (10, IREC) CLASS, MUNR, ANUMB, VOL
0919 IF (BNUMB.NE. ANUMB) GO TO 9
0920 IF (SW5.EQ.1) GO TO 2
0921 SW5 = 1
0922 WRITE (08,3) BNUMB, MUNR, CLASS, BNUMB, VOL
0923 GO TO 9
0924 2 WRITE (08,5) MUNR, CLASS, BNUMB, VOL
0925 9 IREC = IREC + 1
0926 IF (IREC.LE. IRECTL) GO TO 4
0927 TMKEY = TMKEY + 1
0928 IF (TMKEY.LE. TMTOT) GO TO 1
0929*
0930 3 FORMAT ("MATRIX BLDG :", A6, ":", VOL(P), MU", I4, ":", C", I1, " BD :", A6, "=",
0931 & F16.8)
0932*
0933 5 FORMAT (7X, "MU", I4, ":", C", I1, " BD :", A6, "=", F16.8)
0934*
0935 6 FORMAT (/5X, "STARTING THE BUILDING VOLUME CONSTRAINTS...."/)
0936 7 RETURN
0937 END
0938*
0939***** END VOLUME *****

```



```

0940*****
0941*
0942      SUBROUTINE SSET
0943*
0944*****
0945*
0946*****          PROGRAM IDENTIFICATION          *****
0947*
0948*      GENERATES SPECIAL SET INFORMATION, AS DEFINED IN
0949*      HONEYWELL MANUAL DA88
0950*
0951*      EACH SPECIAL SET CONSISTS OF A SET OF BIVALENT (0 OR 1)
0952*      DECISION VARIABLES FOR EACH BUILDING, ONE DECISION VARIABLE
0953*      IS ASSIGNED TO EACH SUBGROUP CONSTRAINT FOR THAT BUILDING (MGPCNT)
0954*
0955*      ONE CONSTRAINT IS GENERATED FOR EACH BUILDING THAT CONTAINS
0956*      ALL ASSOCIATED SPECIAL SET DECISION VARIABLES, THE SUM OF WHICH
0957*      IS EQUAL TO 1 - - IMPLYING THAT ONLY ONE OF THESE SPECIAL SET
0958*      VARIABLES WILL BE USED PER SET IN THE FINAL SOLUTION -- THIS
0959*      ALLOWS FOR SELECTING ONLY ONE OF A GROUP OF CONSTRAINTS
0960*
0961*****
0962*
0963*****
0964*
0965*****          VARIABLE IDENTIFICATION          *****
0966*
0967*      BNUMB - BUILDING NUMBER
0968*      BVOL - BUILDING VOLUME
0969*      I - INDEX
0970*      INEW (1) - NEW FOR CLASS/DIVISION 1.1
0971*      INEW (2) - NEW FOR CLASS/DIVISION/CAT 1.2 18
0972*      INEW (3) - NEW FOR CLASS/DIVISION/CAT 1.2 12
0973*      INEW (4) - NEW FOR CLASS/DIVISION/CAT 1.2 08
0974*      INEW (5) - NEW FOR CLASS/DIVISION/CAT 1.2 04
0975*      INEW (6) - NEW FOR CLASS/DIVISION 1.3
0976*      INEW (7) - NEW FOR CLASS/DIVISION 1.4
0977*      ISS - NUMBER OF SPECIAL SET VARIABLES
0978*      ITYPE - STANDARD BUILDING TYPE
0979*      J - INDEX
0980*      MGP - MARTIX CONTAINING IDENTIFICATION OF ALL GROUP/CLASS
0981*      COMBINATIONS IN INVENTORY
0982*      MGPCNT - NUMBER OF GROUP/CLASS COMBINATIONS IN INVENTORY
0983*      TMKEY - INDEX KEY FOR BUILDING WORK FILE
0984*      TMTOT - NUMBER OF BUILDINGS IN MUNITION STORAGE AREA
0985*
0986*****          SUBROUTINE NAMES          *****
0987*
0988*      CALLED BY:  FORM
0989*
0990*      CALLS:  NONE
0991*
0992*****
0993      COMMON /PT2/ MITOT,MGP(7,12),MGPCNT
0994      COMMON /PT4/ TMTOT,IRECTI
0995      COMMON /PT5/ IROW,ISS
0996      CHARACTER BNUMB*6
0997      INTEGER TMTOT,TMKEY,INEW(7)

```

```

0998      ISS = 0
0999      TMKEY = 1
1000      1  READ (07'TMKEY) ITYPE,BNUMB,BVOL,(INew(I),I=1,7)
1001      WRITE (08,2) BNUMB,MGPCNT
1002      DO 3 J=1,12
1003      DO 4 I=1,7
1004      IF (MGP(I,J).NE.1) GO TO 4
1005      WRITE (08,6) BNUMB,J,I
1006      WRITE (08,8) BNUMB,J,I,BNUMB,J I,INew(I)
1007      WRITE (08,9) BNUMB,BNUMB,J,I
1008      ISS = ISS + 1
1009      4  CONTINUE
1010      3  CONTINUE
1011      TMKEY = TMKEY + 1
1012      IF (TMKEY.LE.TMTOT) GO TO 1
1013*
1014      2  FORMAT ("STR  SS:",A6,"(S=",I4,")")
1015*
1016      6  FORMAT ("STR  SSBLDG:",A6,":G",I2," C",I1,"(P)")
1017*
1018      8  FORMAT ("MATRIX BLDG  :",A6,":G",I2," C",I1,"(P),SSBLDG:",A6,
1019      &      ":G",I2," C",I1,"=-",I7)
1020      9  FORMAT ("MATRIX SSET:",A6,"(Z),SSBLDG:",A6,":G",I2," C",I1,"=1")
1021*
1022      RETURN
1023      END
1024*
1025*****                               END SSET                               *****

```

```

1027*****
1028*
1029 SUBROUTINE BLDNEW
1030*
1031*****
1032*
1033***** PROGRAM IDENTIFICATION *****
1034*
1035* GENERATES THE BUILDING SUBGROUP CONSTRAINTS AND WRITES
1036* THEM TO LPINFO
1037*
1038* CAN GENERATE UP TO 84 CONSTRAINTS FOR EACH BUILDING - ONE FOR
1039* EVERY GROUP/CLASS COMBINATION IN INVENTORY
1040*
1041*****
1042*
1043*****
1044*
1045***** VARIABLE IDENTIFICATION *****
1046*
1047* ANUMB - BUILDING NUMBER
1048* ARCLASS - ARRAY CONTAINING THE INTERNAL MUNITION CLASS ID
1049* ARNEW (1) - NEW FOR CLASS/DIVISION 1.1
1050* ARNEW (2) - NEW FOR CLASS/DIVISION/CAT 1.2 18
1051* ARNEW (3) - NEW FOR CLASS/DIVISION/CAT 1.2 12
1052* ARNEW (4) - NEW FOR CLASS/DIVISION/CAT 1.2 08
1053* ARNEW (5) - NEW FOR CLASS/DIVISION/CAT 1.2 04
1054* ARNEW (6) - NEW FOR CLASS/DIVISION 1.3
1055* ARNEW (7) - NEW FOR CLASS/DIVISION 1.4
1056* BNUMB - BUILDING NUMBER
1057* BVOL - BUILDING VOLUME
1058* CLASS - MUNITION CLASS ID
1059* CLASS1 - MUNITION CLASS ID
1060* GROUP - MUNITION GROUP ID
1061* I - INDEX
1062* ICK - INDEX
1063* ICURGP - NUMBER OF CLASSES IN CURRENT GROUP
1064* INEW - INDEX
1065* IREC - INDEX KEY FOR THE DECISION VARIABLE WORK FILE
1066* IRECTL - NUMBER OF DECISION VARIABLES
1067* ITMGP - INDEX
1068* ITYPE - STANDARD BUILDING TYPE
1069* J - INDEX
1070* LOT - LOT IDENTIFICATION NUMBER
1071* MGP - MARTIX CONTAINING IDENTIFICATION OF DIFFERENT GROUP/CLASS
1072* COMBINATIONS IN INVENTORY
1073* MIKEY - INDEX KEY FOR THE MUNITION INVENTORY WORK FILE
1074* MLF - MUNITION DENSITY FACTOR
1075* MUNR - INTERNAL MUNITION/LOT ID
1076* NEW - MUNITION PACKAGE NET EXPLOSIVE WEIGHT
1077* NSTKNR - MUNITION NATIONAL STOCK NUMBER
1078* PACKAG - NUMBER OF PACKAGES FOR CURRENT MUNITION/LOT
1079* STACK - MUNITION PACKAGE STACKING HEIGHT (IN PACKAGES)
1080* SW5 - CONTROL SWITCH: 0 - FIRST PASS, 1 - SUBSEQUENT PASSES
1081* SW6 - CONTROL SWITCH: 0 - CURRENT GROUP NOT IN INVENTORY
1082* 1 - CURRENT GROUP IN INVENTORY
1083* TMGP - ARRAY CONTAINING CLASSES IN CURRENT GROUP
1084* TMKEY - INDEX KEY FOR BUILDING WORK FILE

```

```

1085*      TMTOT - NUMBER OF BUILDINGS IN MUNITION STORAGE AREA
1086*      VOL - MUNITION PACKAGE VOLUME
1087*      VVOL - MUNITION PACKAGE VOLUME
1088*
1089*****          SUBROUTINE NAMES          *****
1090*
1091*      CALLED BY:  FORM
1092*
1093*      CALLS:  NSORT - SORTS CLASS AND ASSOCIATED BUILDING NEW IN
1094*              DESCENDING (NEW) ORDER
1095*
1096*****
1097*
1098      COMMON /PT2/ MITOT,MGP(7,11),MGPCNT
1099      COMMON /PT4/ TMTOT,IRECTL
1100      INTEGER SW5,ARNEW(7),ARCLASS(7),TMGP(7),ISUBGP*2,MUNR*4,
1101      &      SW6,TMKEY,TMTOT,GROUP*2,CLASS*1,CLASS1*1
1102      CHARACTER NSTKNR*18,ANUMB*6,BNUMB*6
1103      REAL NEW
1104      ICURGP = 0
1105      SW5 = 0
1106      SW6 = 0
1107      TMKEY = 1
1108      WRITE (6,1)
1109      2  READ (07'TMKEY) ITYPE,BNUMB,BVOL,(ARNEW(I),I=1,7)
1110      DO 13 I=1,7
1111      ARCLASS(I) = I
1112      13  CONTINUE
1113      CALL NSORT (ARNEW,ARCLASS)
1114      DO 3 J = 1,12
1115      ITMGP = 0
1116      DO 4 I = 1,7
1117      IF (MGP(I,J).EQ.0) GO TO 4
1118      ITMGP = ITMGP + 1
1119      TMGP(ITMGP) = I
1120      4  CONTINUE
1121      IF (ITMGP.EQ.0) GO TO 3
1122      ICURGP = ITMGP
1123      DO 5 INEW = 1,7
1124      IF (ARNEW(8-INEW).EQ.0) GO TO 5
1125      SW5 = 0
1126      DO 6 ITMGP = 1,ICURGP
1127      IF (TMGP(ITMGP).NE.ARCLASS(8-INEW)) GO TO 6
1128      IREC = 1
1129      14  READ (10'IREC) CLASS1,MUNR,ANUMB,VOL
1130      IF (ANUMB.EQ.BNUMB.AND.ARCLASS(8-INEW).EQ.CLASS1) GO TO 10
1131      7  IREC = IREC + 1
1132      IF (IREC.LE.IRECTL) GO TO 14
1133      GO TO 6
1134      10  MIKEY = MUNR
1135      READ (02'MIKEY) LOT,NSTKNR,PACKAG,STACK,VVOL,NEW,MLF,GROUP,CLASS
1136      IF (GROUP.NE.J) GO TO 7
1137      SW6 = 0
1138      DO 12 ICK=INEW,7
1139      IF(CLASS.EQ.ARCLASS(8-ICK)) SW6=1
1140      12  CONTINUE
1141      IF (SW6.EQ.0) GO TO 7
1142      IF (SW5.NE.0) GO TO 8

```

```

1143      SW5 = 1
1144      WRITE (08,20) BNUMB,J, TMGP(ITMGP)
1145      WRITE (08,9) BNUMB,J, TMGP(ITMGP), MUNR.CLASS1, BNUMB, NEW
1146      GO TO 7
1147      8  WRITE (08,11) MUNR, CLASS1, BNUMB, NEW
1148      GO TO 7
1149      6  CONTINUE
1150      5  CONTINUE
1151      3  CONTINUE
1152      TMKEY = TMKEY + 1
1153      IF (TMKEY.LE. TMTOT) GO TO 2
1154*
1155      1  FORMAT (/5X,"GENERATING GROUP AND SUBGROUP CONSTRAINTS NOW...."/) *
1156* *
1157*      SORTS THE CLASS ID'S AND ASSOCIATED BUILDING NEW'S FOR CURRENT
1158*      BUILDING BY THE NEW, IN DESCENDING ORDER
1159      9  FORMAT ("MATRIX BLDG  :",A6,":G",I2," C",I1,"(P),MU",I4,
1160      &      ":",C",I1," BD :",A6,"=",F10.4)
1161* *
1162      11  FORMAT (7X,"MU",I4,":",C",I1," BD :",A6,"=",F10.4) *
1163* *
1164      20  FORMAT ("MATRIX OBJECT:IVE,SSBLDG:",A6,":G",I2," C",I1,"=+0.")
1165      RETURN
1166      END
1167*
1168*****                               END BLDNEW                               *****

```

```

1170*****
1171*
1172     SUBROUTINE NSORT (ARNEW,ARCLASS)
1173*
1174*****
1175*
1176*****          PROGRAM IDENTIFICATION          *****
1177*
1178*     SORTS THE CLASS ID'S AND ASSOCIATED BUILDING NEW'S
1179*     ACCORDING TO THE NEW VALUE IN DESCENDING ORDER
1180*
1181*****
1182*
1183*****
1184*
1185*****          VARIABLE IDENTIFICATION          *****
1186*
1187*     ARCLASS - ARRAY OF CLASS ID'S FOR THE CURRENT GROUP
1188*     ARNEW - ARRAY OF NEW'S MATCHING THE CLASS ID'S FOR THE CURRENT GROUP
1189*     ATCLASS - TEMPORARY HOLDING AREA
1190*     ATNEW - TEMPORARY HOLDING AREA
1191*     IC - INDEX
1192*     IH - INDEX
1193*
1194*****          SUBROUTINE NAMES          *****
1195*
1196*     CALLED BY:  BLDNEW
1197*
1198*     CALLS:  NONE
1199*
1200*****
1201*
1202     INTEGER ARNEW(7),ARCLASS(7),ATCLASS,ATNEW
1203     DO 1 IC=1,6
1204     DO 2 IH=IC,6
1205     IF (ARNEW(IC).GT.ARNEW(IH+1)) GO TO 2
1206     ATNEW = ARNEW(IC)
1207     ATCLASS = ARCLASS(IC)
1208     ARNEW(IC) = ARNEW(IH+1)
1209     ARCLASS(IC) = ARCLASS(IH+1)
1210     ARNEW(IH+1) = ATNEW
1211     ARCLASS(IH+1) = ATCLASS
1212     2 CONTINUE
1213     1 CONTINUE
1214     RETURN
1215     END
1216*
1217*****          END NSORT          *****

```

```

1219*****
1220*
1221 SUBROUTINE RHANDS
1222*
1223*****
1224*
1225***** PROGRAM IDENTIFICATION *****
1226*
1227* GENERATES THE RIGHT HAND SIDE (RHS) VALUES FOR THE MUNITION,
1228* VOLUME, AND SPECIAL SET CONSTRAINTS AND WRITES THEM TO LPINFO
1229*
1230*****
1231*
1232*****
1233*
1234***** VARIABLE IDENTIFICATION *****
1235*
1236* BNUMB - BUILDING NUMBER
1237* BVOL - BUILDING VOLUME
1238* C1 - BUILDING NEW FOR CLASS/DIVISION 1.1
1239* C1218 - BUILDING NEW FOR CLASS/DIVISION/CAT 1.2 18
1240* C1212 - BUILDING NEW FOR CLASS/DIVISION/CAT 1.2 12
1241* C1208 - BUILDING NEW FOR CLASS/DIVISION/CAT 1.2 08
1242* C1204 - BUILDING NEW FOR CLASS/DIVISION/CAT 1.2 04
1243* C13 - BUILDING NEW FOR CLASS/DIVISION 1.3
1244* C14 - BUILDING NEW FOR CLASS/DIVISION 1.4
1245* ICL - MUNITION CLASS ID
1246* IGP - MUNITION GROUP ID
1247* IROW - NUMBER OF CONSTRAINTS
1248* ITYPE - STANDARD BUILDING TYPE
1249* LOT - INTERNAL MUNITION LOT ID
1250* MIKEY - INDEX KEY FOR MUNITION INVENTORY WORK FILE
1251* MITOT - NUMBER OF MUNITION/LOT COMBINATIONS IN INVENTORY
1252* MLF - MUNITION DENSITY FACTOR
1253* MUNR - INTERNAL MUNITION/LOT ID
1254* NEW - MUNITION PACKAGE NET EXPLOSIVE WEIGHT
1255* NSTKNR - MUNITION NATIONAL STOCK NUMBER
1256* PACKAG - NUMBER OF PACKAGES IN CURRENT MUNITION/LOT
1257* STACK - STACKING HEIGHT (MEASURED IN PACKAGES)
1258* TMKEY - INDEX KEY FOR BUILDING WORK FILE
1259* TMTOT - NUMBER OF BUILDINGS IN MUNITION STORAGE AREA
1260* VOL - MUNITION PACKAGE VOLUME
1261*
1262***** SUBROUTINE NAMES *****
1263*
1264* CALLED BY: FORM
1265*
1266* CALLS: NONE
1267*
1268*****
1269*
1270 COMMON /PT2/ MITOT,MGP,MGPCNT
1271 COMMON /PT4/ TMTOT,IRECTL
1272 COMMON /PT5/ IROW,ISS
1273 INTEGER TMTOT,TMKEY,MUNR*4,PACKAG*4
1274 INTEGER *7 C1,C1218,C1212,C1208,C1204,C13,C14
1275 CHARACTER NSTKNR*18,BNUMB*6
1276 MUNR = 1

```

```

1277      MIKEY = 1
1278      IROW = 0
1279      WRITE (6,1)
1280      WRITE (08,2)
1281*
1282*      WRITES RIGHT HAND SIDE VALUES OF MUNITION CONSTRAINTS
1283*      TO LPINFO
1284*
1285      4  READ (02' MIKEY) LOT,NSTKNR,PACKAG,STACK,VOL,NEW,MLF,IGP,ICL
1286      WRITE (08,3) MUNR,PACKAG
1287      MUNR = MUNR + 1
1288      IROW = IROW + 1
1289      MIKEY = MIKEY + 1
1290      IF (MIKEY.LE.MITOT) GO TO 4
1291      TMKEY = 1
1292*
1293*      WRITES RIGHT HAND SIDE VALUES FOR THE BUILDING VOLUME
1294*      AND SPECIAL SET VARIABLE CONSTRAINTS TO LPINFO
1295*
1296      5  READ (07' TMKEY) ITYPE,BNUMB,BVOL,C1,C1218,C1212,C1208,C1204,C13,C14
1297      WRITE (08,6) BNUMB,BVOL
1298      WRITE (08,7) BNUMB
1299      TMKEY = TMKEY + 1
1300      IROW = IROW + 2
1301      IF (TMKEY.LE.TMTOT) GO TO 5
1302      WRITE (08,20)
1303*
1304      20  FORMAT ("END***")
1305*
1306      1  FORMAT (/5X,"CONCLUDING BY GENERATING RHS..."/)
1307*
1308      2  FORMAT ("RHS  OBJECT:IVE,RHS=0")
1309*
1310      3  FORMAT (7X,"MU",I4,"=",I4)
1311*
1312      6  FORMAT (7X,"BLDG  :",A6,":  VOL=",F12.3)
1313*
1314      7  FORMAT (7X,"SSET:",A6,"=1")
1315      RETURN
1316      END
1317*
1318*****                          END RHANDS                          *****

```



```

1320*****
1321*
1322 SUBROUTINE CLOSE (SW3)
1323*
1324*****
1325*
1326***** PROGRAM IDENTIFICATION *****
1327*
1328* IF TOO MANY (>4095) CONSTRAINTS OR (>262K) DECISION
1329* VARIABLES ARE GENERATED PRINTS APPROPRIATE ERROR MESSAGE
1330*
1331* PRINTS MUNITION, GROUP, AND CLASS CROSS REFERENCE LISTS
1332*
1333* PRINTS NUMBER OF DECISION VARIABLES AND CONSTRAINTS USED
1334*
1335*****
1336*
1337*****
1338*
1339***** VARIABLE IDENTIFICATION *****
1340*
1341* CLASS - MUNITION CLASS ID
1342* GROUP - MUNITION GROUP ID
1343* I - INDEX
1344* IRECTL - NUMBER OF DECISION VARIABLES
1345* IROW - NUMBER OF CONSTRAINTS
1346* ISS - NUMBER OF SPECIAL SET VARIABLES
1347* SW3 - ERROR SWITCH: 0 - NO ERROR, 1 - ERROR
1348* WORD - CROSS REFERENCE OUTPUT RECORD
1349*
1350***** SUBROUTINE NAMES *****
1351*
1352* CALLED BY: MAIN
1353*
1354* CALLS: NONE
1355*
1356*****
1357*
1358 COMMON /PT2/ MITOT,MGP,MGPCNT
1359 COMMON /PT4/ TMTOT,IRECTL
1360 COMMON /PT5/ IROW ISS
1361 INTEGER TMTOT,SW3
1362 CHARACTER WORD*70
1363 CHARACTER GROUP*1(12)/"A","B","C","D","E","F","G","H","J","K",
1364 & "L","S"/
1365 CHARACTER CLASS*6(7)/"1.1","1.2/18","1.2/12","1.2/08","1.2/04",
1366 & "1.3","1.4"/
1367 SW3 = 0
1368 IF ((IRECTL+ISS+MITOT).LE.262000) GO TO 15
1369 SW3 = 1
1370 WRITE (6,16) IRECTL+ISS+MITOT
1371 15 IF ((IROW+ISS).LE.4095) GO TO 12
1372 SW3 = 1
1373 WRITE (6,13) IROW+ISS
1374 12 REWIND 11
1375 WRITE (6,11)
1376 3 READ (11,1,END=2) WORD
1377 WRITE (6,1) WORD

```

```

1378      GO TO 3
1379      2  WRITE (6,4)
1380          BACKSPACE 11
1381          WRITE (11,4)
1382          DO 5 I=1,12
1383          WRITE (6,6) I,GROUP(I)
1384          WRITE (11,6) I,GROUP(I)
1385      5  CONTINUE
1386          WRITE (6,8)
1387          WRITE (11,8)
1388          DO 7 I=1,7
1389          WRITE (6,9) I,CLASS(I)
1390          WRITE (11,9) I,CLASS(I)
1391      7  CONTINUE
1392          WRITE (6,10) IRECTL+ISS+MITOT,IROW+ISS
1393          WRITE (11,10) IRECTL+ISS+MITOT,IROW+ISS
1394      14 CALL DETACH (11,ISTALL, )
1395*
1396      1  FORMAT (A70)
1397*
1398      4  FORMAT (//10X,"GROUP CROSS REFERENCE LIST",/16X,"ID NR      GROUP"//)
1399*
1400      6  FORMAT (18X,I2,7X,A1)
1401*
1402      8  FORMAT (//10X,"CLASS CROSS REFERENCE LIST",/16X,
1403      &      "ID NR      CLASS"//)
1404*
1405      9  FORMAT (18X,I2,5X,A6)
1406*
1407      10 FORMAT (//5X "THIS PROBLEM CONTAINS ",I8," DECISION VARIABLES",
1408      &      " IN THE ",/10X,"OBJECTIVE FUNCTION AND ",I4," CONSTRAINTS"//)
1409*
1410      11 FORMAT (//)
1411*
1412      13 FORMAT (/5X,"THE MAXIMUM NUMBER OF CONSTRAINTS (4095) HAS BEEN",
1413      &      /10X,"EXCEEDED BY THIS PROBLEM, CONTAINING ",I4," CONSTRAINTS"//)
1414*
1415      16 FORMAT (/5X,"THE MAXIMUM NUMBER OF DECISION VARIABLES (262K)",
1416      &      /"HAS BEEN EXCEEDED BY THIS PROBLEM, CONTAINING",
1417      &      /I7," DECISION VARIABLES"//)
1418          RETURN
1419          END
1420*
1421*****                          END CLOSE                          *****

```

```

1423*****
1424*
1425 SUBROUTINE SPAWN
1426*
1427*****
1428*
1429***** PROGRAM IDENTIFICATION *****
1430*
1431* COMPUTES THE TIME, CORE, AND FILE SPACE REQUIREMENTS FOR
1432* PROGRAM EXECUTION
1433*
1434* CREATES NECESSARY JCL
1435*
1436* SUBMITS JCL JOB TO THE BATCH WORLD
1437*
1438* COMPUTER DISPLAYS THE SNUMB NUMBER
1439*
1440*****
1441*
1442*****
1443*
1444***** VARIABLE IDENTIFICATION *****
1445*
1446* ICORE - AMOUNT OF CORE NEEDED FOR THE LP600 JOB
1447* IDISK - AMOUNT OF TEMPORARY WORK SPACE NEEDED BY THE LP600 JOB
1448* INDISK - AMOUNT OF WORK SPACE ASSIGNED TO INDIVIDUAL DISKS
1449* IPAGE - MAXIMUM NUMBER OF PRINT LINES OF OUTPUT ALLOWED
1450* ITIME - AMOUNT OF TIME ALLOCATED FOR THE LP600 JOB
1453*
1454***** SUBROUTINE NAMES *****
1455*
1456* CALLED BY: MAIN
1457*
1458* CALLS:
1463* CALLSS - HONEYWELL SYSTEM ROUTINE THAT ALLOWS FOR SPECIAL
1464* OPERATIONS -- USED TO SUBMIT LP600 JCL JOB
1465* DETACH - RELEASES SPECIFIED FILE FROM PROGRAM CONTROL
1466*
1467*****
1468*
1469 COMMON /PT5/ IROW,ISS
1471 WRITE (6,1)
1472 IPAGE = 5
1473 ICORE = (14*IROW+29000)/1000
1474 IDISK = ICORE * 50 / 28
1475 INDISK = IDISK / 5
1476 ITIME = ICORE*5/28
1477 WRITE (09,2) ITIME+1000,ICORE+1000,IPAGE+1000,
1478 & INDISK+1000,INDISK+1000,INDISK+1000,INDISK+1000,INDISK+1000
1479 WRITE (09,3)
1480 WRITE (09,4)

```

```

1481          REWIND 09
1482          CALL CALLSS ("RUN 09#","CDIN")
1483          CALL DETACH (09,ISTAT9, )
1484*
1485          1  FORMAT (/5X,"SPAWNING THE LP JOB NOW...",& //20X,"BYE"//)
1486*
1487          2  FORMAT ("##A,J ;,8,16"/,
$ 1488          &  "$      IDENT  WPO354,AFIT,GUSMUS,MUNITION OPTIMIZATION"/,
1489          &  "$      ENTRY  .LHSF"/,"$      USE      .LHSF"/,
1490          &  "$      EXECUTE"/,"$      LIMITS  ",I3,"",I3,"K","I3,"K"/,
1491          &  "$      PRMFL   H*,R,R,AF.LIB/LP.PAC"/,
$ 1492          &  "$      PRMFL   SO,W,L,79C06/DATA/LPOUT"/,
1493          &  "$      DISC    AA,A1,"I2,"R"/,
1494          &  "$      DISC    AB,A2,"I2,"R"/,
1495          &  "$      DISC    AC,A3,"I2,"R"/,
1496          &  "$      DISC    AD,A4,"I2,"R"/,
1497          &  "$      DISC    AE,A5,"I2,"R")
1498*
$ 1499          3  FORMAT ("$      PRMFL  IN,R,L,79C06/DATA/LPINFO"/,
1500          &  "$      DATA  I*"/,"      PREPROCESS"/,
1501          &  "$      TITLE  MUNITION STORAGE OPTIMIZING"/,
1502          &  "$      SET    NOSOXO=ON"/,
1503          &  "$      CONVERT SOURCE=AMMO/IN,IDENT=MU"/,
1504          &  "$      SETUP  SOURCE=MU"/,
1505          &  "$      SET    OBJ=OBJECT:IVE,RHS=RHS"/,
1506          &  "$      SET    SCALE=-1"/)
1507*
1508          4  FORMAT ("      CRASH"/,"      INTEGER"/,"      RESET  NOSOXO"/,
1509          &  "$      OUTPUT"/,"      ENDLP"/,
1510          &  "$      EXECUTE"/,
1511          &  "$      CONVER  NSPIN"/,
1512          &  "$      LIMITS  1,6K,,2K"/,
$ 1513          &  "$      PRMFL  IN,R,L,79C06/DATA/LPOUT"/,
1514          &  "$      REMOTE  OT"/,
1515          &  "$      CONVER  NSPIN"/,
1516          &  "$      LIMITS  1,6K,,2K"/,
$ 1517          &  "$      PRMFL  IN,R,L,79C06/DATA/CRSREF"/,
1518          &  "$      REMOTE  OT"/,"$      ENDJOB"/,"***EOF")
1519          RETURN
1520*
1521*****          END SPAWN          *****
1522          END

```

NOTE: Cards identified with a \$ in left margin will have be changed for new users. The source card numbers are 0184, 0187, 0188, 0191, 0196, 1488, 1492, 1499, 1513, and 1517.

## VITA

Barton Allen Boggs was born in Toccoa, Georgia on September 10, 1950. He graduated from high school at Faith Academy, Manila, Philippines in 1968 and then attended Bryan College in Dayton, Tennessee from which he received his BA degree in Mathematics in May 1972. He then enlisted in the Air Force and served for two years as a Medical Administrative Specialist at Andrews AFB, Maryland. He was selected through the AECF to attend OTS and was commissioned in October 1974. Following completion of the Electronic Systems Officer course at Keesler AFB, Mississippi, he was assigned as a maintenance officer to the 729th Tactical Control Squadron at MacDill AFB, Florida. He remained at this assignment until entering the School of Engineering, Air Force Institute of Technology, in September 1978.

Permanent address: 105 Morningside Drive  
Butler, Pennsylvania 16001

VITA

Louis Michael Gusmus was born on 16 January 1948 in Tuscumbia, Alabama. He graduated from Deshler High School in Tuscumbia in 1966. He attended the University of Alabama for two years, then enlisted and served a four year tour in the Air Force as a Refrigeration and Air Conditioning Specialist at Hurlbert AFB, Florida. After separating from the Air Force, he continued his education at the University of Southern Mississippi, earning a BS degree in Computer Science in May 1974. He received a commission in the Air Force through the AFROTC program. Upon graduation, he entered active duty as a computer Systems Analyst at Air Force Systems Command Headquarters, Andrews AFB, Maryland. He remained at this assignment until entering the School of Engineering, Air Force Institute of Technology, in June of 1978.

Permanent address: 700 North Commons

Tuscumbia, Alabama 35674

UNCLASSIFIED

SECURITY CLASSIFICATION OF THIS PAGE (When Data Entered)

| REPORT DOCUMENTATION PAGE   |   | READ INSTRUCTIONS<br>BEFORE COMPLETING FORM |
|---|---|---|
| 1. REPORT NUMBER<br>AFIT/GSM/SM/79D-15  | 2. GOVT ACCESSION NO.<br>AD-A083 708                        | 3. RECIPIENT'S CATALOG NUMBER               |
| 4. TITLE (and Subtitle)<br>OPTIMIZATION OF MUNITIONS STORAGE  | 5. TYPE OF REPORT & PERIOD COVERED<br>Masters Thesis        |   |
|   | 6. PERFORMING ORG. REPORT NUMBER                            |   |
| 7. AUTHOR(s)<br>Barton A. Boggs                      Louis M. Gusmus<br>Capt                      USAF                      Capt                      USAF  | 8. CONTRACT OR GRANT NUMBER(s)                              |   |
| 9. PERFORMING ORGANIZATION NAME AND ADDRESS<br>Air Force Institute of Technology (AFIT/EN)<br>Wright-Patterson AFB, Ohio 45433  | 10. PROGRAM ELEMENT, PROJECT, TASK AREA & WORK UNIT NUMBERS |   |
| 11. CONTROLLING OFFICE NAME AND ADDRESS<br>Air Force Institute of Technology (AFIT/EN)<br>Wright Patterson AFB, Ohio 45433  | 12. REPORT DATE<br>December 1979                            |   |
|   | 13. NUMBER OF PAGES<br>314                                  |   |
| 14. MONITORING AGENCY NAME & ADDRESS (if different from Controlling Office)   | 15. SECURITY CLASS. (of this report)                        |   |
|   | 15a. DECLASSIFICATION/DOWNGRADING SCHEDULE                  |   |
| 16. DISTRIBUTION STATEMENT (of this Report)<br>Approved for public release; distribution unlimited.   |   |   |
| 17. DISTRIBUTION STATEMENT (of the abstract entered in Block 20, if different from Report)  |   |   |
| 18. SUPPLEMENTARY NOTES<br>Approved for public release; IAW AFR 190-17<br>JOSEPH P. HIPPS, Major, USAF<br>Director of Information   |   |   |
| 19. KEY WORDS (Continue on reverse side if necessary and identify by block number)<br>Munitions Storage<br>Explosives<br>Optimization<br>Mixed Integer Linear Programming<br>Quantity-Distance  |   |   |
| 20. ABSTRACT (Continue on reverse side if necessary and identify by block number)<br>The problem of how to store as much as possible of a required munitions inventory in a given storage area is addressed by the formulation of a mixed integer linear programming model that will calculate optimal storage subject to a complex set of constraints. The Munitions Storage Optimization System (MSOS) provides a capability for setting up munitions storage optimization linear programming problems. MSOS allows the user to create data bases containing the required information for the munitions inventory items and the storage buildings. Munitions inventory is entered by stock number, number → next page |   |   |

UNCLASSIFIED

SECURITY CLASSIFICATION OF THIS PAGE (When Data Entered)

cont. → of lots, and number of packages for each lot. A program extracts the necessary information from the data bases, formulates the objective function and constraint equations, then submits the problem to a mixed integer linear programming package for calculation of the solution. ↖

UNCLASSIFIED