

①

Admission

RESEARCH NOTES

Number 32-82 ✓

November 1952

NOT FOR DISTRIBUTION
Category -----

LEVEL *III*

MASTER FILE

DDC
RECEIVED
NOV 14 1978
E

ADA 076841

DEVELOPMENT OF AN EXPERIMENTAL TEST FOR EVALUATING
UNDERSTANDING OF SPOKEN ENGLISH

PJ 3703-02

THIS DOCUMENT IS BEST QUALITY PRACTICABLE.
THE COPY FURNISHED TO DDC CONTAINED A
SIGNIFICANT NUMBER OF PAGES WHICH DO NOT
REPRODUCE LEGIBLY.

This document has been approved
for public release and sale; its
distribution is unlimited.

DDC FILE COPY.

PERSONNEL RESEARCH SECTION
PR AND P BR, TAGO

79 11 07 155

DISCLAIMER NOTICE

**THIS DOCUMENT IS BEST QUALITY
PRACTICABLE. THE COPY FURNISHED
TO DDC CONTAINED A SIGNIFICANT
NUMBER OF PAGES WHICH DO NOT
REPRODUCE LEGIBLY.**

DISPOSITION FORM

For use of this form, see AR 340-15, the proponent agency is TAGCEN.

REFERENCE OR OFFICE SYMBOL PERI-TP	SUBJECT Clearance and Transmittal of Reports to Defense Technical Information Center (DTIC)
---	---


TO DDC-DAA-I
ATTN: H. A. Schrecongost

FROM Research Pubs Group, ARI

DATE 6 Nov 79

CMT 1
(Price/48913)

1. The reports listed on Inclosure 1 are approved for public release with unlimited distribution (95 numbered ARI Research Memorandums, 51-1 thru 52-82).
2. These are among the unrecorded ARI reports which you identified to us 22 June 1979 as not in your retrieval system. The accompanying box contains at least one copy of each report listed in Inclosure 1, for your retention and reproduction.
3. We will be sending more previously unrecorded ARI reports to you shortly.



HELEN S. PRICE
Research Publications
Group, ARI

1 incl
list of reports

Sources: (Army Research Institute for the Behavioral and Social Sciences)

Access to For	
DDC-DAA-I	<input checked="" type="checkbox"/>
PDC T&D	<input type="checkbox"/>
Unannounced Justification	<input type="checkbox"/>
By _____	
Distribution/	
Availability Codes	
Avail and/or special	
<i>A</i>	<i>ju</i>

6

DEVELOPMENT OF AN EXPERIMENTAL TEST FOR EVALUATING UNDERSTANDING OF SPOKEN ENGLISH

12/63

11740052

Abstract
↓

NATURE OF PROBLEM

This report describes the construction of a preliminary form of a test for use with individuals whose native language is Spanish. The test is designed to measure their ability to understand spoken English. It is planned to use this test in conjunction with other tests as a screening instrument for determining whether Puerto Rican inductees should undergo English training, or whether their English fluency is adequate for assignment to basic military training in English-speaking units without additional English training. Sufficient English fluency is defined as the amount necessary to meet the individual's military and social needs.

Abstract
←

The program of which this project is a part calls for a test or tests to measure the following abilities: reading English; understanding spoken English; and speaking English. Existing tests of ability to read English were considered adequate for experimental administration. Tests of understanding spoken English and of English-speaking ability were constructed. PJ 3703-01 was a pilot study to survey possibilities for evaluating English fluency. (See RN 52-67). This research note (PJ 3703-02) discusses the construction of the test of understanding spoken English. The construction of the test of ability to speak English will be described under PJ 3703-03. The administration and analysis of these experimental tests of English fluency will be described under PJ 3703-04.

METHOD

Two problems in the construction of the test of understanding spoken English were:

1. What is the appropriate level of English fluency?
2. What is the best way to present the test?

The first question can be answered if a standard vocabulary list is available and if the amount of grammar needed by the basic trainee is known. This information was not available. To obtain it empirically would have required a staff of linguists to make a very extensive study of the Army's basic military training program. It was believed to be more feasible if the level of fluency of the first experimental tests was determined on a priori grounds. Accordingly, this was done with the advice of the following personnel:

- a. Instructors of the Language Qualification School at Fort Devens, Mass.

1
003650

JP

b. Headquarters personnel, Chief of Information

c. A scientific linguist at the Institute of Language and Linguistics, Georgetown, University.

In terms of level of fluency, the a priori basis for inclusion of material in the test was the opinion that such material could be comprehended by men without previous military training and with a fairly low educational level, i.e. below high school.

The problem of the best method of presenting the test was considered from the point of view of ease of administration and scoring, as well as from the point of view of attaining valid responses. Considered purely in terms of ease of administration and scoring, the best test would be a group-administered paper-and-pencil test with separate answer sheets. It was anticipated that the examinees would exhibit a fairly low level of verbal ability and that the validity of the responses might be unduly affected by separate answer sheets. It was, therefore, decided not to use separate answer sheets. The test was to be administered as a group paper-and-pencil test with instructions and questions given orally.

In connection with the problem of attaining valid responses, several additional questions related to methods of presentation arose:

- a. Should test directions be given in pantomime or verbally?
- b. If given verbally, should directions be in English or Spanish?
- c. Should the items be in the form of pictures or words?
- d. If the items are in words, should they be in English or in Spanish?
- e. Should items be of the true-false or multiple-choice type?

Since there existed no conclusive answer to these questions, it was decided to attempt a variety of approaches (described under RESULTS) each scored separately.

RESULTS

The Test for Understanding Spoken English, DA PRT 2509, consists of five parts. General directions are given in the Manual for Administering a Test of Understanding Spoken English, DA PRT 2508. The supplement to Manual-Test for Understanding Spoken English (PRT 2508), Part I, contains the questions for Part I. The Script for Understanding Test, Parts II, III, IV, and V

contains the questions for the remainder of the test. A copy of PRT's 2508, 2509, and supplements is attached to this Research Note. A brief description of the content of and rationale for each part of PRT 2509 is given below.

Part I consists of 45 questions. The directions are presented primarily in pantomime. The answers are of the multiple-choice type and are in picture form. The use of pantomime was intended to insure that administration instructions were not at a higher fluency level than the test. The use of picture alternatives was intended to eliminate reading ability as a component of the test score.

Part II consisted of 25 vocabulary items. The instructions are given in simple English by the examiner. Each question is presented orally in English by tape recorder and consists of an important English word or expression. The answers are of the multiple-choice type and are in Spanish, thus requiring literacy in Spanish. It is assumed in this test that if the examinee understands the spoken English word, he can best indicate that in his native tongue.

Part III consists of 15 comprehension items. The instructions are given in Spanish on the tape recorder. Each question is presented orally in English by tape recorder, and consists of a sentence or brief paragraph. The answers are of the multiple-choice type and are in Spanish. The examinee is required to select the alternative which answers the question best. The assumptions are the same as in part II. However, this part is more difficult than Part II both in terms of the ability to understand English and to read Spanish.

Part IV consists of 20 items. The instructions are given in simple English by tape recorder. Each item is presented orally in English by tape recorder and consists of a statement. The examinee decides whether the statement is true or false and makes an "X" in the appropriate box in his test booklet. This test provides an opportunity to determine whether the examinee understands certain important English words and expressions which resemble words and phrases in Spanish but which have different meanings.

Part V consists of 19 comprehension items. The instructions and the questions are given in English on the tape recorder. The questions consist of sentences or short paragraphs. The answers are of the multiple-choice type and consist of English words, phrases, or statements. This test requires ability to read English. It is assumed that the reading ability required for the test does not exceed the reading ability required for success in basic training.

PERSONNEL

Program Coordinator: R. G. Berkhouse

Project Director: R. G. Berkhouse

Statistical Advisor: V. M. Tye

Research Associates: H. Kaplan and T. F. Dunn

PREPARATION OF REPORT: H. Kaplan and E. Frankfeldt

DATE OF PREPARATION: 28 August 1952

MANUAL FOR
ADMINISTERING A TEST IN
UNDERSTANDING SPOKEN ENGLISH
(DA PRT-2509)

NOT FOR GENERAL DISTRIBUTION
This Document is Intended
For Use Only by The Adjutant
General, AGPPL and is Not
Available For Distribution.

DEPARTMENT OF THE ARMY
OFFICE OF THE ADJUTANT GENERAL

DA PRT-2508

MANUAL FOR ADMINISTERING A TEST IN UNDERSTANDING SPOKEN ENGLISH

GENERAL

This test will be administered to individuals whose native language is not English to determine if they understand enough spoken English for Basic Military Training.

The number of individuals to be examined in one testing session will be limited to 30. One proctor will be assigned for each 10 examinees in the group. The proctors will assist in seating the examinees, distributing test materials, and helping the examinees to understand and follow directions.

The examiner and proctors should be thoroughly familiar with the test and the directions before administration.

Part I is administered by the examiner without the tape recorder. Instructions for Part II are given by the examiner; however the test proper is presented by the tape recorder. Parts III, IV, and V are presented entirely by the tape recorder.

PART I

TIME REQUIRED

There is no time limit for the total test or for each item. The examiner will pace the test in accordance with the working speed of the group.

MATERIALS REQUIRED

For each examinee:

1. A copy of the test, DA PRT-2509.
2. Two ordinary lead pencils with erasers.

For the examiner:

1. A copy of the test, DA PRT-2509.
2. A copy of this manual, DA PRT-2508.
3. Blackboard, chalk and eraser.

NOTE: Items 1 and 2 of the test (Part I) should be illustrated on the blackboard in sufficient size as to be readily readable by all examinees. A blank space on the board should be blocked off for use in entering each successive item number.

4. Extra lead pencils with erasers.
5. A pointer.

PROCEDURE

Test booklets and pencils are passed out to each examinee.

The examiner holds up a copy of the test booklet with the cover facing the examinees. He points to the line provided for writing in the name and says:

"Write your name here."

Repeat this direction as necessary and have the proctors check to see that this is done. If an examinee does not appear to understand the direction, the proctors will attempt to get the examinee to write his name by the use of gestures.

After all examinees have written their names on the test booklets, the examiner will hold the test booklet up, open it to Item 1 and say:

"Open the book."

Proctors will see that the test booklets are open to the proper page. The examiner then writes the number "1" on the blackboard. He then says "Question No. 1" pointing in turn to the number just written on the blackboard, to the sample item on the blackboard, and to Item No. 1 in the test booklet.

The examiner then repeats:

"Question No. 1." pointing again to the blackboard containing the sample item.

The examiner then says:

"Which is the soldier?"

He points in turn to each of the pictures on the blackboard, shaking his head and saying "no" as he points to the distractors and nodding his head and saying "Yes" as he points to the correct choice. After he has considered all alternatives he puts an "X" in the box beside the correct choice.

The examiner then holds up a copy of the test booklet with Item 1 exposed. With a pencil, the examiner makes a motion that looks like "X" in the appropriate place in the test booklet.

The examiner then repeats the question "Which is the soldier?" points to the examinees and repeats his motion of "X" in the proper place in the test booklet.

Proctors will move from individual to individual to see that they are following the examiner's directions. Where necessary, each proctor will assist an examinee by tracing an "X" with his index finger in the proper place in the test booklet. If the examinee does not write the "X," the proctor should take a pencil and draw the "X" for him.

While this is being done, the examiner erases the "1" from the blackboard.

When Item 1 has been completed, the examiner turns to the blackboard, and writes the number 2 on it.

The examiner then says "Question No. 2." pointing to the number on the blackboard. He then opens the test booklet to the proper place, points to the item and says "Question No. 2." Proctors will see that all test booklets are opened to the proper place. When all booklets are opened to the proper place, the examiner reads the question, points to the examinees, and makes the motion of an "X" on the test booklet.

Proctors will assist examinees who are not following directions, if necessary, pointing to the correct answer and tracing an "X" in the appropriate place.

When Question 2 is completed, the examiner will erase the 2 from the blackboard and write the number 3 on it. He will repeat the same procedure as for Question 2 except that he will not make the motion of "X" on the test booklet. Instead he will point to the examinees, draw an "X" on the blackboard, and point to the pictures in the test booklet. Proctors will not indicate the correct answer, but will check to see that examinees are working on the proper item.

This procedure is repeated until all the items have been completed. When the last item has been completed the examiner says:

"Stop. Put your pencil down. Close your book."

Proctors will see that these instructions are followed. Proctors will collect the booklets and pencils.

PART II

TIME REQUIRED

The instructions will be paced according to the working speed of the group. The actual test will be paced by the recording.

MATERIALS REQUIRED

For each examinee:

1. A copy of the test, DA PRT-2509.
2. Two ordinary lead pencils with erasers.

For the examiner:

1. A copy of the test, DA PRT-2509.
2. A copy of this manual, DA PRT-2508.
3. Blackboard, chalk and eraser.
NOTE: Item 1 of the test should be illustrated on the blackboard in sufficient size as to be readily readable by all examinees.
4. Extra lead pencils with erasers.
5. A pointer.
6. Tape recorder and appropriate recorded tape, DA PRT-2510.

PROCEDURE

Proctors will see that all of the test booklets are opened to the proper page for beginning Part II.

The examiner says:

"I am going to say an English word. Make an "X" in the box beside the Spanish word that means the same. Number 1."

Examiner points to the item on the blackboard and Number 1 on the test booklet and repeats

"Number 1. Yes."

The examiner looks at the item on the blackboard and says,

"The correct answer is Sí" (pronounced "See")

The examiner makes an "X" beside "Sí" on the blackboard and says,

"You should make an "X" in the box beside the word Sí." (See)

Proctors will see that all examinees are following directions.

The examiner says,

You will now hear
~~"I will now read~~ the rest of the words:"

3. Sir
2. Understand
4. Left
5. Tomorrow
6. Toilet

7. Right
8. Danger
9. Towel
10. Razor
11. Soap
12. Bridge
13. Sick
14. Clean
15. Wounded
16. Dirty
17. Closed
18. Open
19. Keep Out
20. Lost
21. Help
22. Come Here
23. I Am a Soldier
24. It is Far
25. Right Away

PART III

TIME REQUIRED

The test will be paced by the recording.

MATERIALS REQUIRED

For each examinee:

1. A copy of the test, DA PRT-2509.
2. Two ordinary lead pencils with erasers.

For the examiner:

1. A copy of the test, DA PRT-2509.
2. A copy of this manual, DA PRT-2508.
3. Extra lead pencils with erasers.
4. Tape recorder and appropriate recorded tape, DA PRT-2510.

PROCEDURE

Proctors will see that test booklets are open to the proper page for beginning Part III. The record will proceed with the instructions for the test. It can readily be determined from the general context, when the example is presented. The record will provide sufficient pause for proctors to see that all examinees complete the example. If it is necessary to stop the tape recorder in order to give an examinee more time, the proctor will signal the examiner. The record will then proceed with the test.

PART IV

TIME REQUIRED

The test will be paced by the recording.

MATERIALS REQUIRED

For each examinee:

1. A copy of the test, DA PRT-2509.
2. Two ordinary lead pencils with erasers.

For the examiner:

1. A copy of the test, DA PRT-2509.
2. A copy of this manual, DA PRT-2508.
3. Extra lead pencils with erasers.
4. Tape recorder and appropriate recorded tape, DA PRT-2510.

PROCEDURE

Proctors will see that test booklets are opened to the proper page for beginning Part IV. The recording will present the two examples. The proctors will see that examinees complete the examples properly. The tape recording will then proceed with the test.

PART V

TIME REQUIRED

This test will be paced by the recording.

MATERIALS REQUIRED

For each examinee:

1. A copy of the test, DA PRT-2509.

2. Two ordinary lead pencils with erasers.

For the examiner:

1. A copy of the test, DA PRT-2509.
2. A copy of this manual, DA PRT-2508.
3. Extra lead pencils with erasers.
4. Tape recorder and appropriate tape, DA PRT-2510.

PROCEDURE

Proctors will see that test booklets are opened to the proper place for beginning Part V. The recording will present the example. The proctors will see that the examinees complete the example properly. The tape recording will then proceed with the test.

SUPPLEMENT TO
MANUAL-TEST FOR UNDERSTANDING
SPOKEN ENGLISH (PRT 2508)

PART I

- Number 1. Which is the soldier?
(30 seconds)*
- Number 2. Which is the gun?
(20 seconds)
- Number 3. Which is the truck?
(15 seconds)
- Number 4. Which clock shows that it is four o'clock?
(10 seconds)
- Number 5. Which clock shows that it is 20 minutes after 1:00?
(10 seconds)
- Number 6. Which clock shows that it is 15 minutes until 12?
(10 seconds)
- Number 7. Where is the collar?
(10 seconds)
- Number 8. Which is the arm?
(10 seconds)
- Number 9. Which is a man's ear?
(10 seconds)
- Number 10. Indicate what you wear on your head.
(10 seconds)
- Number 11. What number is between 10 and 12?
(8 seconds)
- Number 12. Indicate which number is smallest.
(8 seconds)
- Number 13. Indicate which finger is the longest.
(8 seconds)
- Number 14. The man is painting a wall.
(8 seconds)
- Number 15. Which man is carrying a box?
(8 seconds)
- Number 16. Mark the box under the picture of four soldiers.
(8 seconds)
- Number 17. This soldier is running.
(8 seconds)
- Number 18. A soldier is shooting a gun.
(8 seconds)
- Number 19. Which soldier is looking at you?
(8 seconds)
- Number 20. When you are dressing, what is the first thing you put
on your foot?
(8 seconds)

*Indicates number of seconds between items and statements.

- Number 21. What will you get when the cook says to bring a loaf of bread?
(6 seconds)
- Number 22. What do you use when you want to lock a door?
(6 seconds)
- Number 23. What do you use when you write a letter?
(6 seconds)
- Number 24. What do you use to put milk in?
(6 seconds)
- Number 25. What will you see when you go to the railroad station?
(6 seconds)
- Number 26. What will you do if I tell you to empty the box?
(6 seconds)
- Number 27. Which picture shows a table in front of the window?
(6 seconds)
- Number 28. Sweep the floor!
(6 seconds)
- Number 29. Which soldier is saluting an officer?
(6 seconds)
- Number 30. Close the door!
(6 seconds)
- Number 31. Throw the ball!
(6 seconds)
- Number 32. What is not on the table?
(6 seconds)
- Number 33. The soldier is going to enter the building.
(6 seconds)
- Number 34. The soldier is walking from the tree to the building.
(6 seconds)
- Number 35. Which soldier is between the gun and the truck?
(6 seconds)
- Number 36. Which picture shows that it is raining?
(6 seconds)
- Number 37. Which building is the largest?
(6 seconds)
- Number 38. In which picture is the box under the table?
(6 seconds)
- Number 39. The small box is inside the large box.
(6 seconds)
- Number 40. The airplane is going up in the air.
(6 seconds)

Number 41. The woman sent her son to the store to buy some eggs and a bottle of milk. The boy took the eggs to his mother but forgot to get the milk.
(2 seconds)

What did the boy take to his mother?
(8 seconds)

Number 42. The soldiers marched for 3 hours until they came to a place where they set-up camp for the night. They were very tired so they were not unhappy when they had to sleep on the ground all night.
(2 seconds)

Which picture shows where the soldiers slept?
(8 seconds)

Number 43. The sergeant told the soldiers that they could have sandwiches and coffee before beginning the all night march.
(2 seconds)

What did the soldiers have before the all night march?
(8 seconds)

Number 44. The boy was very poor. His father was dead and he had to work to have enough money to buy food for his brothers and sisters. One day a rich man gave him a new watch. The boy was very happy.
(2 seconds)

What did the rich man give to the boy?
(8 seconds)

Number 45. This is a story of a man, a boy, and a dog. The dog belongs to the boy. The man wants to buy the dog. The boy likes the dog and wants to keep it.
(2 seconds)

What is the story about?
(8 seconds)

Script for Understanding Test

Parts II, III, IV and V

To be used with PRT 2508 (This material is presented by means of tape recorder)

Script for Recording Understanding Test
Part II

- | | | | |
|---------|----------------------------|---------|-------------------------------|
| Num 2. | Understand
(8 seconds)* | Num 18. | Open
(8 seconds) |
| Num 3. | Sir
(10 seconds) | Num 19. | Keep out
(8 seconds) |
| Num 4. | Left
(8 seconds) | Num 20. | Lost
(8 seconds) |
| Num 5. | Tomorrow
(8 seconds) | Num 21. | Help
(8 seconds) |
| Num 6. | Latrine
(8 seconds) | Num 22. | Come here
(8 seconds) |
| Num 7. | Right
(8 seconds) | Num 23. | I am a soldier
(8 seconds) |
| Num 8. | Danger
(8 seconds) | Num 24. | It is far
(8 seconds) |
| Num 9. | Towel
(8 seconds) | Num 25. | Right away
(20 seconds) |
| Num 10. | Razor
(8 seconds) | | |
| Num 11. | Soap
(8 seconds) | | |
| Num 12. | Bridge
(8 seconds) | | |
| Num 13. | Sick
(8 seconds) | | |
| Num 14. | Clean
(8 seconds) | | |
| Num 15. | Wounded
(8 seconds) | | |
| Num 16. | Dirty
(8 seconds) | | |
| Num 17. | Closed
(8 seconds) | | |

*Indicates number of seconds between items and statements.

Part III

(10 seconds)

Ahora Ud. oira diez oraciones en inglés. Despues de haber oído cada oración, lea cuidado samente las cuatro oraciones que aparecen aquí. Ponga una "X" en el cuadro al lado de la oración que Ud. Crea ser la traduccion más correcta de la oración en inglés que Ud. oyo.

Ejemplo

1. I live in San Juan.
(5 seconds)

Ud. debió haber puesto una en el cuadro correcto. Si no lo ha hecho hagalo ahora.

Ud. debió haber puesto una "X" en el cuadro despues de "Vivo en San Juan."

Su contestacion debió ser:

(10 seconds)

Ahora continue con esta parte del examen. Ponga una "X" en el cuadro despues de la oración correcta.

Num. The lecture was interesting
(10 seconds)

Num 3. My parents are good.
(10 seconds)

Num 4. He gave me his address.
(10 seconds)

Num 5. He remembered what they said.
(10 seconds)

Num 6. Do not keep it for her.
(10 seconds)

Num 7. We received a card from him.
(10 seconds)

Num 8. It was a beautiful day. My father and I wanted to go to the baseball game. We found out that we did not have enough money, so instead of going to the game we went to the movies.

(15 seconds)

Num 9. Enrique has a gold watch which was given to him by his aunt Maria. The watch kept very good time, but now it is broken. Enrique is very sorry about this and he is going to have his watch fixed.

(15 seconds)

Num 10. Soldiers in the United States Army receive higher pay than the soldiers of any other Army in the world.

(15 seconds)

Num 11. Bill and Bob are brothers. Bill is very fond of playing baseball. He is so good at it that his friends think he will be a good pitcher. Bob prefers to pass the time reading or studying and does not care for sports. (20 seconds)

Num 12. In the United States children receive presents from Santa Claus on Christmas Day. On the other hand, in Spanish American countries children believe their gifts are brought by the three Wise Men on January 6. (20 seconds)

Num 13. John wanted to take his girl friend Mary to a movie, but Mary took so long combing her hair and dressing that they were late for the movie and decided to take a walk.

(20 seconds)

Num 14. Two soldiers on leave decide to visit Miami. They want to have a good meal and ask a man on the street, "Can you tell us where there is a good restaurant?" The man answers, "Go straight ahead two blocks until you get to the Boulevard and there you will see one of the best restaurants in town."

(20 seconds)

Num 15. Richard needed a shirt and went into a store to buy it. There the clerk asked him, "what can I do for you?" "I want a white shirt size 14," said Richard. "Do you need any socks, handkerchiefs, ties, or something else besides the shirt?" asked the clerk. "No, thank you." said Richard.

(20 seconds)

Part IV

Now turn to Part IV.

(20 seconds)

You will now hear statement number 1. If the statement is true, make an "X" in the box marked true. If the statement is false, make an "X" in the box marked false.

(5 seconds)

Number 1. "I am a man."

(10 seconds)

Look at your answer sheet. The statement is true. Put your answer in the box marked true.

(30 seconds)

Number 2. "I am a girl." Answer question Number 2.

(30 seconds)

Question Number 2 is false.

(20 seconds)

You will now hear the rest of the statements.

(5 seconds)

Number 3. An air-raid in an attack by infantry.

(10 seconds)

Number 4. Discipline is important for a good Army.

(10 seconds)

Number 5. An Army Corps is a soldier killed in action.

(8 seconds)

Number 6. If you don't understand an order you must report sick.

(8 seconds)

(8 seconds)

Number 7. Military police are the men who arrest you if you break the regulations.

(6 seconds)

Number 8. A fire arm is a weapon with which one can shoot.

(6 seconds)

Number 9. Practice ammunition is only used in real battle.

(6 seconds)

Number 10. Soldiers learn how to handle their rifles and other weapons.

(6 seconds)

Number 11. Long ago means way back in the past.

(6 seconds)

Number 12. The bulletin board is the place where you can mail your letters.

(6 seconds)

Number 13. Inspections are held to find out whether the barracks are kept clean.

(6 seconds)

Number 14. People use parachutes when they jump from airplanes.

(6 seconds)

Number 15. A military order is something that must be obeyed.

(6 seconds)

Number 16. The place where we are now is a hotel.

(6 seconds)

Number 17. The hand grenade is an atomic weapon.

(6 seconds)

Number 18. The commanding officer is a civilian.

(6 seconds)

Number 19. When an Army is ordered to retreat, it means that it goes on attacking.

(6 seconds)

Number 20. In the medical examination the doctors find out whether the soldiers are fit for service.

Part V

(20 seconds)

Now turn to Part V

(20 seconds)

You are going to hear some things. After each thing that you hear, I will ask you a question. You will look at your test book. You will see four statements beside each number. One of these four statements is the correct answer to the question.

Make an "X" in the box beside the correct answer. You will now hear the first statement.

(5 seconds)

Number 1. "The soldier is reading book."

(2 seconds)

What is the soldier reading?

(10 seconds)

You should put an "X" in the box beside "A book."

(20 seconds)

The correct answer is marked in the box on your test book to show you how to do it.

(20 seconds)

You will now hear the rest of the statements.

(5 seconds)

Number 2. The sergeant said "Open the window."

(2 seconds)

What did the sergeant say?

(15 seconds)

Number 3. The corporal said to us "Assemble over by the tree, men."

(2 seconds)

What did the corporal say?

(10 seconds)

Number 4. Captain Bardo said "This group of men have not had enough training. Take them back to the drill field and drill them until they know how to march."

(2 seconds)

What does Captain Bardo think about the men?

(10 seconds)

Number 5. The sergeant ordered "Get the sniper if its the last thing you do."

(2 seconds)

What did the sergeant order?

(10 seconds)

Number 6. Soldiers eat their meals in a mess hall most of the time.

(2 seconds)

Where do soldiers eat their meals?

(10 seconds)

Number 7. We wear clothing to keep warm. The Army gives us all of the clothing we need.

(2 seconds)

What do we do to keep warm?

(10 seconds)

Number 8. Many soldiers say their gun is their best friend. A gun is a very dangerous weapon if it is not handled properly.

(2 seconds)

What is a very dangerous weapon when it isn't handled properly?

(10 seconds)

Number 9. My friend and I went to see a movie last night. We saw a picture about 2 men who were learning to be soldiers. The movie was funny.

(2 seconds)

Where did he and his friend go last night?

(10 seconds)

Number 10. When a soldier is sick, he can go to an Army doctor. This does not cost the soldier any money. The soldier can also go to the hospital if necessary. This does not cost any money either.

(2 seconds)

What is the advantage of being a soldier?

(10 seconds)

Number 11. The Army teaches each soldier what to do when someone is hurt. This is called first aid.

(2 seconds)

What is first aid?

(10 seconds)

Number 12. One of the first things that a soldier learns is how to march. A soldier must wear strong shoes when he marches. The Army gives each soldier good strong shoes.

(2 seconds)

What does a soldier wear when he marches?

(10 seconds)

Number 13. When a soldier goes into the Army he says goodbye to his friends and relatives. One of the nicest things in life is to have friends and relatives.

(2 seconds)

Who does a soldier say goodbye to when he enters the Army?

(10 seconds)

Number 14. I wrote a letter to my brother. I told him that Army training is making me strong. I told him that the Army gives me plenty of good food. I told him I am very happy in the Army, but I would like to see him.

(2 seconds)

What did he tell his brother?

(12 seconds)

Number 15. I have a father, a mother, 4 brothers, and 2 sisters. I am the oldest brother in the family. One of my sisters is older than I am.

(2 seconds)

Which of the statements is correct?

(12 seconds)

Number 16. The Army uses trucks for many purposes. The truck is the principal means of transporting supplies and equipment in the field.

(2 seconds)

What is mostly used for transportation in the field?

(12 seconds)

Number 17. The soldiers went to see the training movie. The movie showed them what to do when the enemy uses flares to make it light at night. All of the soldiers thought that this was one of the best training films which they had ever seen.

(2 seconds)

What did the soldier see?

(15 seconds)

Number 18. It is very important that soldiers dress neatly when wearing their uniforms. Actually soldiers are personal representatives of their government. The public looks upon them with pride when they are dressed neatly.

(2 seconds)

How should a soldier dress?

(15 seconds)

Number 19. The importance of concealment cannot be over-stressed. There are many reasons why the enemy will try hard to locate your position. If camouflage is skillfully used it will enable you to come within range of the enemy to deliver a sudden knock-out blow.

(2 seconds)

How are you able to come within close range of the enemy?

(15 seconds)

NAME _____

A TEST FOR UNDERSTANDING SPOKEN ENGLISH

NOT FOR GENERAL DISTRIBUTION

THIS DOCUMENT IS INTENDED FOR USE
ONLY BY THE ADJUTANT GENERAL, ACPP-L
AND IS NOT AVAILABLE FOR DISTRIBUTION.

DO NOT OPEN UNTIL TOLD TO DO SO

DEPARTMENT OF THE ARMY
OFFICE OF THE ADJUTANT GENERAL

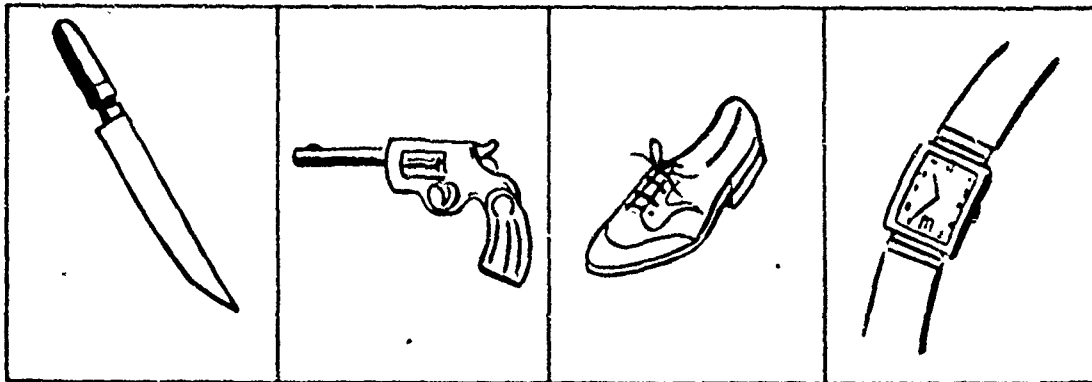
DA FORM-2509

3763


1



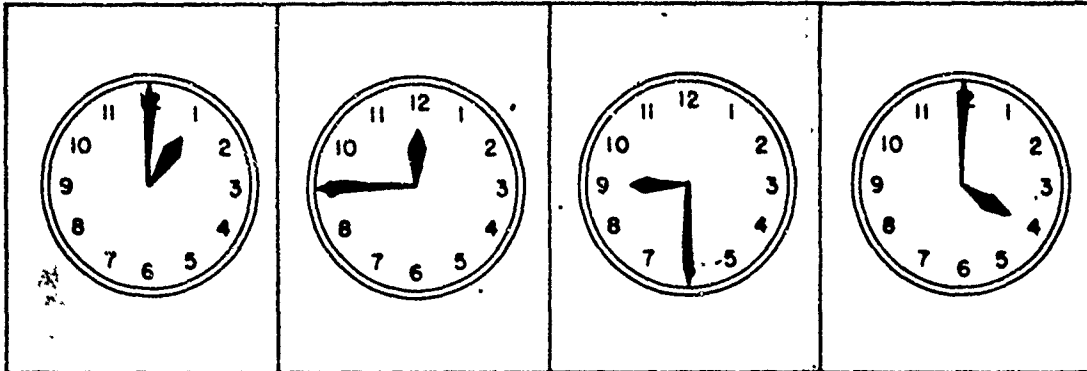
2




3




4







5



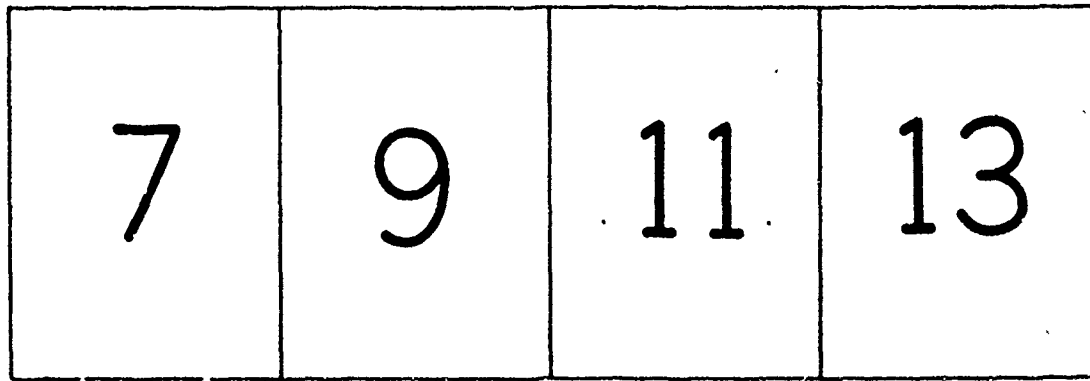
6



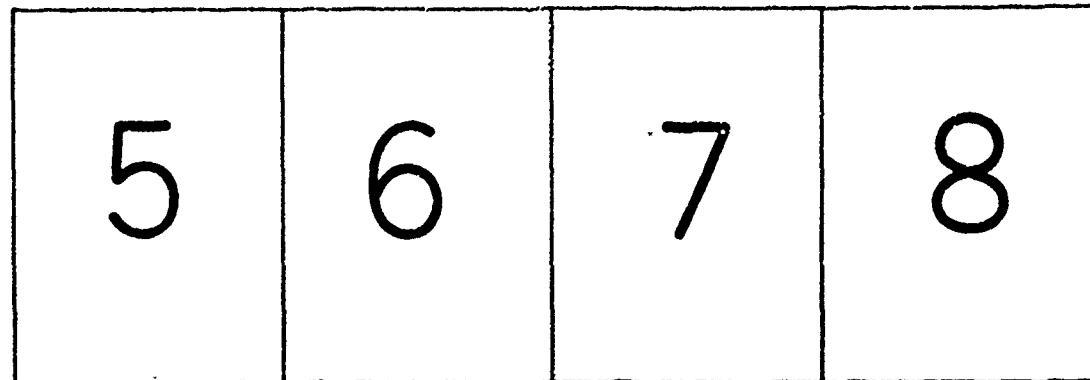




10

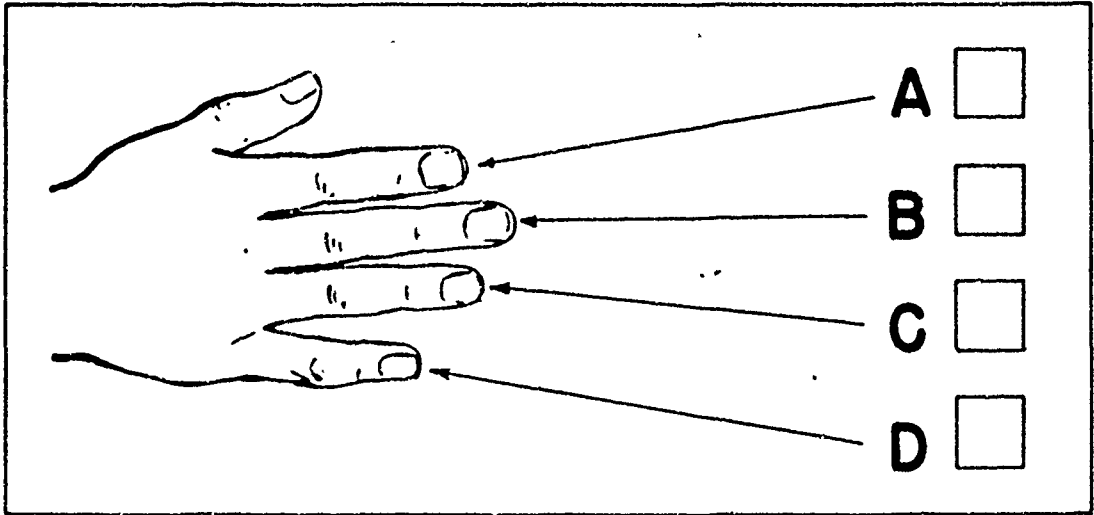


11




12






13




14




15




16



17




18



○
○


19



<input type="checkbox"/>	<input type="checkbox"/>	<input type="checkbox"/>	<input type="checkbox"/>
--------------------------	--------------------------	--------------------------	--------------------------

○
○


20



<input type="checkbox"/>	<input type="checkbox"/>	<input type="checkbox"/>	<input type="checkbox"/>
--------------------------	--------------------------	--------------------------	--------------------------


○
○

21




<input type="checkbox"/>	<input type="checkbox"/>	<input type="checkbox"/>	<input type="checkbox"/>
--------------------------	--------------------------	--------------------------	--------------------------

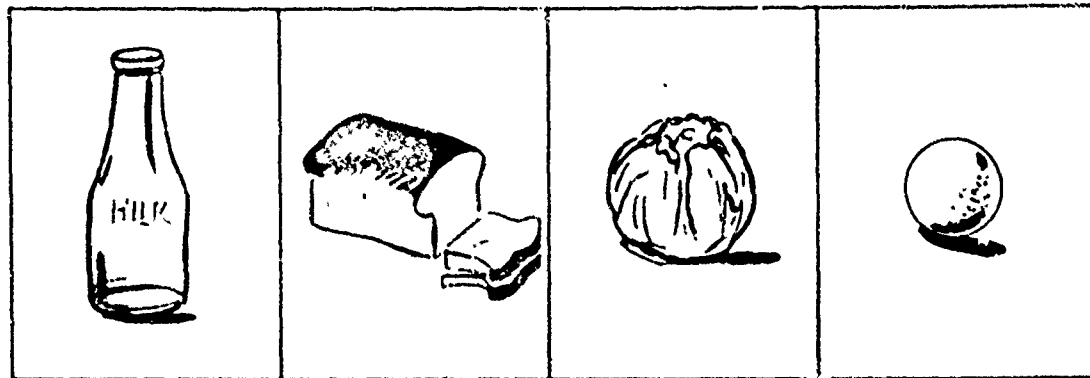
19



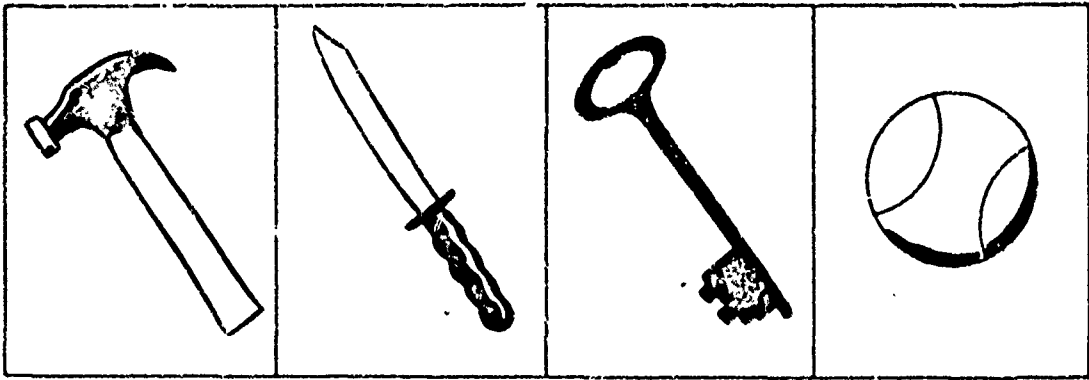
20



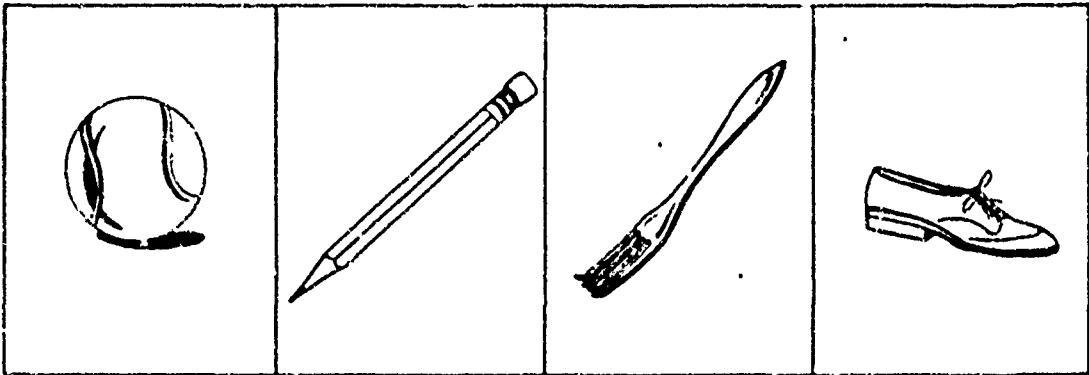
21




22




23



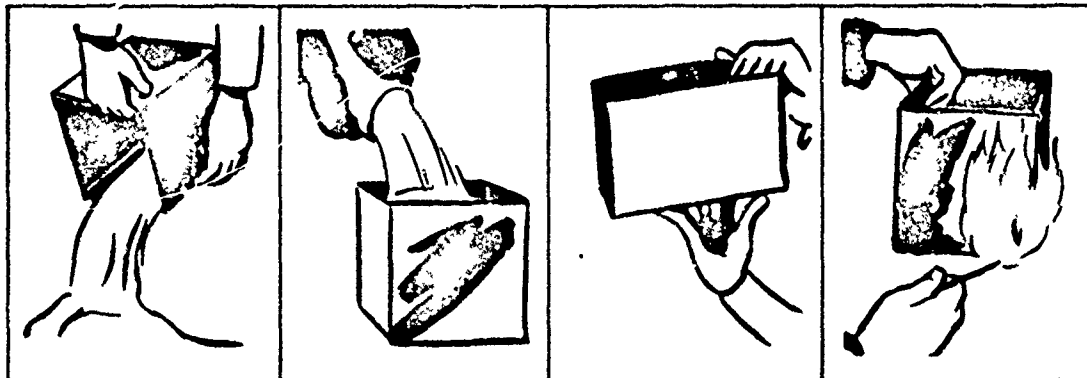
24




25



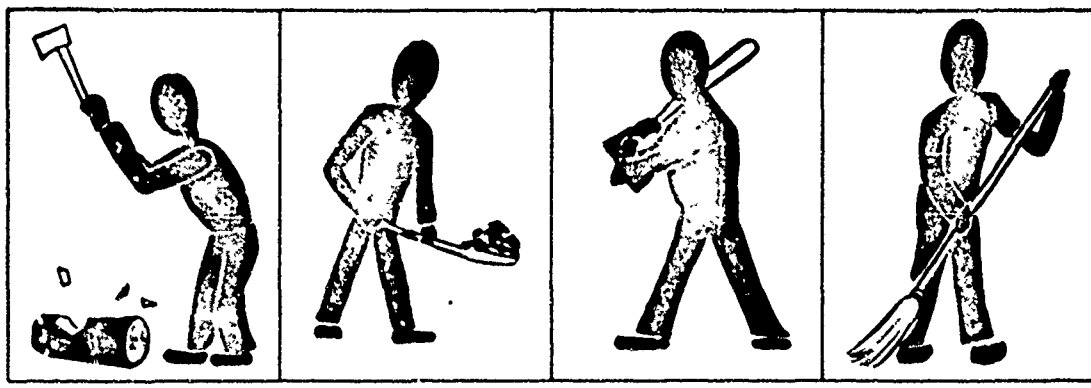
26




27




28




29




30



31



32



A



B




C




D




33




34



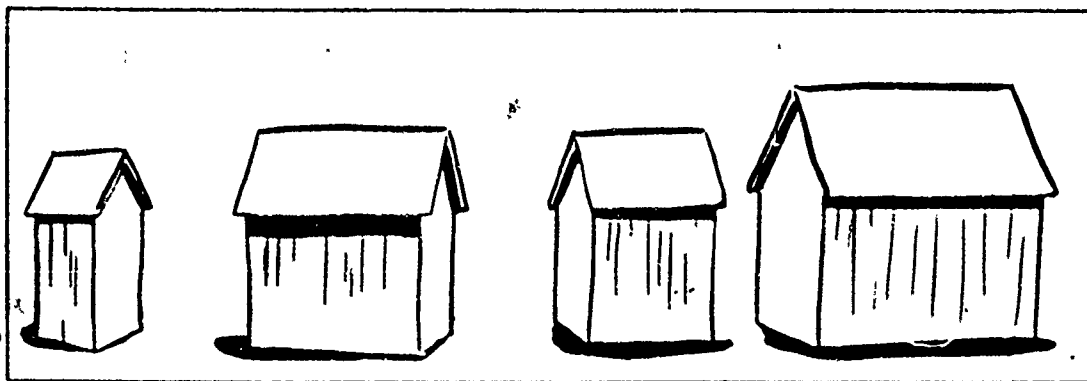
35



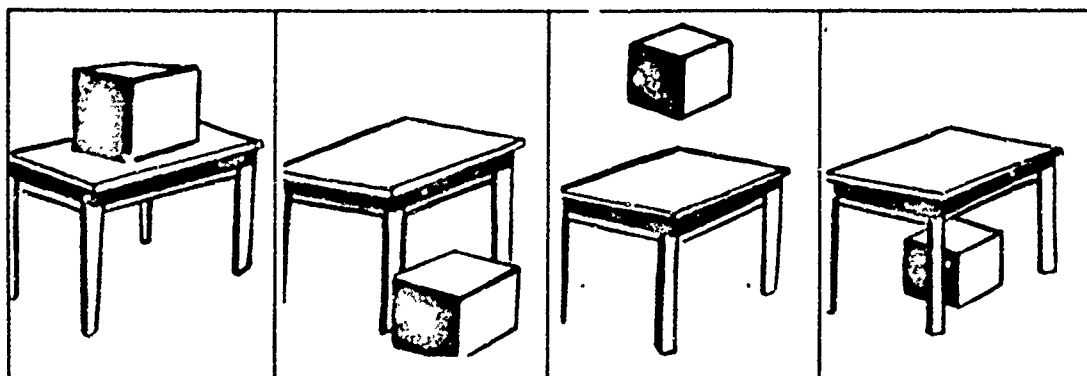
36



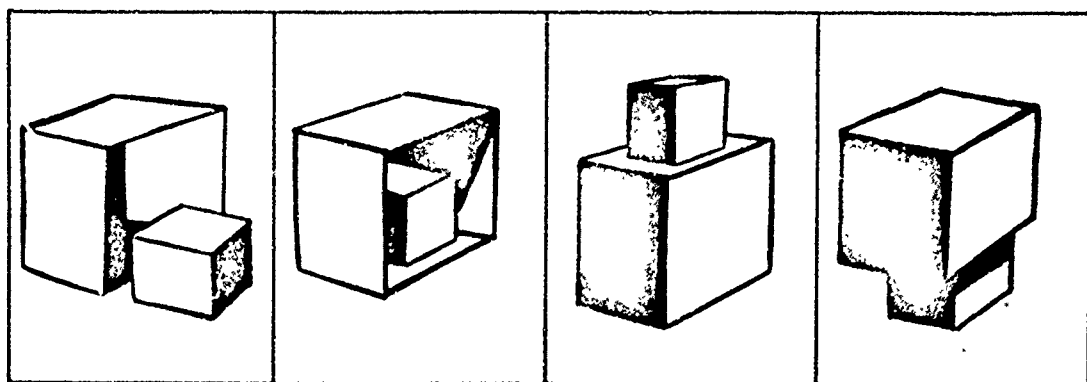
37



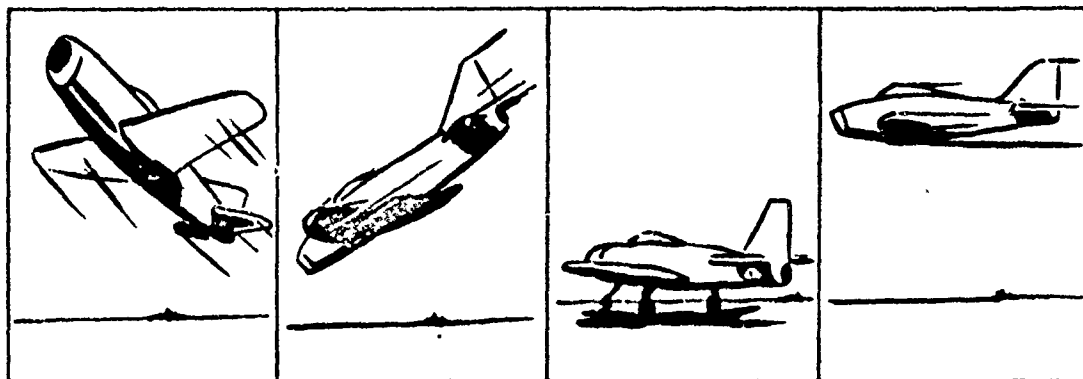
38




39



40




41



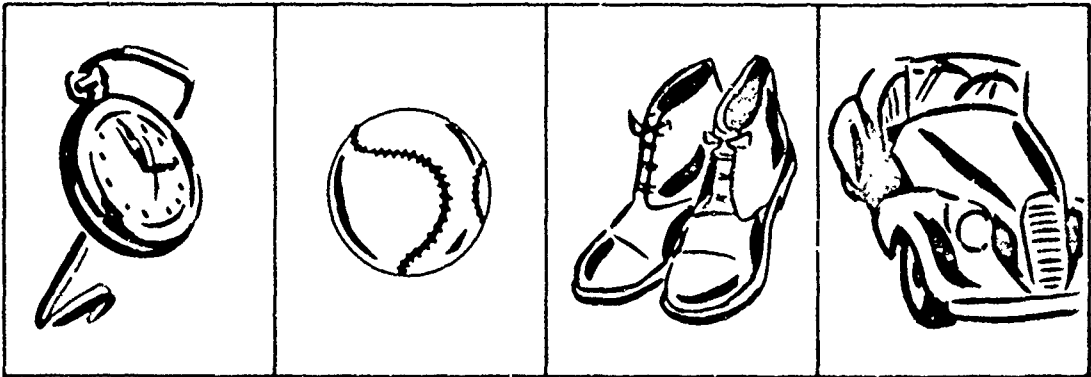
42




43



44



45



PART II

1. a. No

b. Sí

c. Todavía

d. También

2. a. Entrar

b. Prohibir

c. Viajar

d. Comprender

3. a. Señorito

b. Hombre

c. Señor

d. Señorita

4. a. izquierda

b. adelante

c. derecho

d. ¡Pare!

5. a. ayer

b. hoy

c. luego

d. mañana

6. a. estación

b. hotel

c. retrete

d. campamento

7. a. adelante

b. derecha

c. estación

d. empieza

8. a. ¡Peligro!

b. ¡sientese!

c. ¡escuche!

d. ¡adelante!

9. a. almohada
 b. sábana
 c. toalla
 d. colchón

10. a. pipa
 b. navaja
 c. lápiz
 d. peine

11. a. hilo
 b. betún
 c. papel
 d. jabón

12. a. puente
 b. fuente
 c. botica
 d. río

13. a. lesionado
 b. enfermo
 c. perdido
 d. cansado

14. a. barato
 b. triste
 c. caliente
 d. limpio

15. a. triste
 b. perdido
 c. herido
 d. viejo

16. a. grande
 b. sucio
 c. pequeño
 d. frío

17. a. salida
 b. entrada
 c. cuidado
 d. cerrado

18. a. cerrado
 b. abierto
 c. pronto
 d. cuatro

19. a. prohibido fumar
 b. prohibido escupir
 c. prohibido el paso
 d. prohibido el estacionamiento

20. a. perdido
 b. cansado
 c. peligro
 d. suerte

21. a. socorro
 b. caliente
 c. carretera
 d. adiós

22. a. ¡venga acá!
 b. ¡ten cuidado!
 c. ¡vaya allá!
 d. ¡lléveme allá!

23. a. soy zapatero
 b. soy soldado
 c. soy barbero
 d. soy mecánico

24. a. es joven
 b. está cerca
 c. está lejos
 d. es viejo

25. a. luego
 b. ayer
 c. pronto
 d. mañana

PART III

Ponga un X en el cuadro al lado de la oración que Ud. crea ser la traducción más correcta de la oración en inglés que Ud. oyó.

1. a. Vivo en San Juan.
- b. Visito amigos en San Juan.
- c. No vivo en San Juan.
- d. No visito amigos en San Juan.

Su contestación debió ser así:

1. a. Vivo en San Juan.
- b. Visito amigos en San Juan.
- c. No vivo en San Juan.
- d. No visito amigos en San Juan.

Ahora continúe con esta parte del examen. Ponga una X en el cuadro después de la oración correcta.

Cuestiones

2. a. La lectura fúé interesante.
- b. La junta fúé interesante.
- c. La conferencia fúé interesante.
- d. La clase fúé interesante.

3. a. Mis amigos son muy buenos.
 b. Mis padres son muy buenos.
 c. Mis parientes son muy buenos.
 d. Mis vecinos son muy buenos.
4. a. El me pronunció su discurso.
 b. El dió una conferencia.
 c. El me dió su dirección.
 d. El pidió mi dirección.
5. a. El repitió lo que ellos dijeron.
 b. El olvidó lo que ellos dijeron.
 c. El anotó lo que ellos dijeron.
 d. El recordó lo que ellos dijeron.
6. a. No mire a ella.
 b. No se lo proteja.
 c. No se le guarde.
 d. No se lo coja.

7. a. Recibimos una carta de él.

b. Recibimos una tarjeta de él.

c. Recibimos un mapa de él.

d. Recibimos una lista de él.

8. a. Nosotros no asistimos al cine.

b. Nosotros teníamos mucho dinero.

c. Mi padre y yo asistimos al juego de pelota.

d. El juego de pelota costaba más que el cine.

9. a. Enrique compró un reloj de oro y se divertió mucho con él.

b. El reloj de Enrique está roto.

c. Enrique tiene un reloj de plata.

d. Enrique compró un reloj para su tía.

10. a. Los soldados en el ejército norteamericano reciben buen sueldo.
- b. Los soldados en el ejército norteamericano no reciben sueldo.
- c. A los soldados del ejército norteamericano no se les da zapatos.
- d. La mayoría de los soldados del ejército norteamericano son mujeres.

11. a. A Bob le gustan los deportes.
- b. A Bill le gusta jugar beisbol.
- c. A Bill no le gusta el beisbol.
- d. Bill y Bob son hermanas.

12. a. En los Estados Unidos los niños reciben regalos el día de Navidad.
- b. En los Estados Unidos los niños no reciben regalos en Navidad.
- c. En los Estados Unidos los niños reciben regalos de los tres Reyes Magos el 6 de enero.
- d. En los países hispano-americanos los niños reciben regalos de Santa Claus el día de Navidad.

13. a. A Juan le gustó la película.

b. Juan y María no dieron un paseo. .

c. María tardó en vestirse. .

d. María no se peinó su cabello.

14. a. Los soldados preguntaron como se podía llegar al Bulevar.

b. El hombre mandó a los soldados a un buen restaurant.

c. Los soldados salieron de Miami.

d. El hombre les aconsejó que no comieran en un restaurant.

15. a. Ricardo compró muchas cosas diferentes.

b. Ricardo vendía camisas en una tienda.

c. Ricardo entró a la tienda para comprar corbatas y calcetines.

d. El empleado trató de venderle algunas cosas a Ricardo.

PART IV

- | | | | | |
|-----|------|--------------------------|-------|--------------------------|
| 1. | TRUE | <input type="checkbox"/> | FALSE | <input type="checkbox"/> |
| 2. | TRUE | <input type="checkbox"/> | FALSE | <input type="checkbox"/> |
| 3. | TRUE | <input type="checkbox"/> | FALSE | <input type="checkbox"/> |
| 4. | TRUE | <input type="checkbox"/> | FALSE | <input type="checkbox"/> |
| 5. | TRUE | <input type="checkbox"/> | FALSE | <input type="checkbox"/> |
| 6. | TRUE | <input type="checkbox"/> | FALSE | <input type="checkbox"/> |
| 7. | TRUE | <input type="checkbox"/> | FALSE | <input type="checkbox"/> |
| 8. | TRUE | <input type="checkbox"/> | FALSE | <input type="checkbox"/> |
| 9. | TRUE | <input type="checkbox"/> | FALSE | <input type="checkbox"/> |
| 10. | TRUE | <input type="checkbox"/> | FALSE | <input type="checkbox"/> |
| 11. | TRUE | <input type="checkbox"/> | FALSE | <input type="checkbox"/> |
| 12. | TRUE | <input type="checkbox"/> | FALSE | <input type="checkbox"/> |
| 13. | TRUE | <input type="checkbox"/> | FALSE | <input type="checkbox"/> |
| 14. | TRUE | <input type="checkbox"/> | FALSE | <input type="checkbox"/> |
| 15. | TRUE | <input type="checkbox"/> | FALSE | <input type="checkbox"/> |
| 16. | TRUE | <input type="checkbox"/> | FALSE | <input type="checkbox"/> |
| 17. | TRUE | <input type="checkbox"/> | FALSE | <input type="checkbox"/> |
| 18. | TRUE | <input type="checkbox"/> | FALSE | <input type="checkbox"/> |
| 19. | TRUE | <input type="checkbox"/> | FALSE | <input type="checkbox"/> |
| 20. | TRUE | <input type="checkbox"/> | FALSE | <input type="checkbox"/> |

PART V

Question 1.

- a. A newspaper
- b. A card
- c. A book
- d. A letter

This is how your test booklet should look after you answer question 1.

- a. A newspaper
- b. A card
- c. A book
- d. A letter

Question 2.

- a. Open the door
- b. Open the box
- c. Open the bag
- d. Open the window

Question 3.

- a. Sit on the benches by the tree
- b. Move the benches to the tree
- c. Assemble beside the tree
- d. Move the tree with the truck

Question 4.

- a. They need more training
- b. They should not go to the drill field
- c. They march very well
- d. They need training on the firing range

Question 5.

- a. You will be a sniper today
- b. The sniper is in that big tree
- c. What this outfit needs is a sniper
- d. Do your best to get the sniper

Question 6.

- a. In the field
- b. In the chapel
- c. In the post theatre
- d. In the mess hall

Question 7. ...

- a. Take a bath
- b. Sit on the ground
- c. Go outside
- d. Wear clothes

Question 8. ...

- a. A soldier
- b. A gun
- c. A friend
- d. A handle

Question 9. ...

- a. The mess hall
- b. The moving picture
- c. The baseball game
- d. The post restaurant

Question 10. ...

- a. Medical service is free
- b. There is no work to do
- c. You can wear whatever clothes you want
- d. It is not necessary to take basic training

Question 11.

- a. Lending money to soldiers
- b. Giving advice about training
- c. Giving help when someone is hurt
- d. Training soldiers how to read

Question 12.

- a. An Army coat
- b. A duffle bag
- c. Good strong shoes
- d. The American flag

Question 13.

- a. The soldiers he meets
- b. Friends and relatives
- c. His company commander
- d. His Army equipment

Question 14.

- a. I am not very strong
- b. I eat plenty of food
- c. I told him I am not in the Army yet
- d. I told him I want to see my sister

Question 15.

- a. I have no father
- b. I am older than my sisters
- c. I am the oldest brother
- d. I have 5 brothers

Question 16.

- a. Soldier
- b. Truck
- c. Ship
- d. Airplane

Question 17.

- a. A demonstration on moving flares
- b. A moving picture on use of flares by the enemy
- c. A movie on putting out fires
- d. A film on installing lights in barracks

Question 18.

- a. He should wear fatigues when he is on post
- b. He should be neat in appearance
- c. He should wear civilian clothes when he is off the post
- d. He wears his uniform for inspections only

Question 19.

- a. Proper use of camouflage
- b. Sneak-up on him
- c. By being quiet
- d. By approaching at night