

LEVEL

AMMRC TR 79-24

13
B.S.

AD

AD A 0 7 1 8 0 1

**PHASE RELATIONSHIPS AND REACTION SINTERING OF
TRANSPARENT CUBIC ALUMINUM OXYNITRIDE SPINEL**

May 1979

DDC
RECEIVED
JUL 27 1979
C

DDC FILE COPY

Approved for public release; distribution unlimited.

ARMY MATERIALS AND MECHANICS RESEARCH CENTER
Watertown, Massachusetts 02172

79 07 26 027

The findings in this report are not to be construed as an official Department of the Army position, unless so designated by other authorized documents.

Mention of any trade names or manufacturers in this report shall not be construed as advertising nor as an official indorsement or approval of such products or companies by the United States Government.

DISPOSITION INSTRUCTIONS

Destroy this report when it is no longer needed.
Do not return it to the originator.

UNCLASSIFIED

SECURITY CLASSIFICATION OF THIS PAGE (When Data Entered)

REPORT DOCUMENTATION PAGE		READ INSTRUCTIONS BEFORE COMPLETING FORM
1. REPORT NUMBER AMMRC-TR-79-24	2. GOVT ACCESSION NO.	3. RECIPIENT'S CATALOG NUMBER
4. TITLE (and Subtitle) PHASE RELATIONSHIPS AND REACTION SINTERING OF TRANSPARENT CUBIC ALUMINUM OXYNITRIDE SPINEL	5. TYPE OF REPORT & PERIOD COVERED Final Report	
7. AUTHOR(s) James W. McCauley and Normand D. Corbin	6. CONTRACT OR GRANT NUMBER(s)	
9. PERFORMING ORGANIZATION NAME AND ADDRESS Army Materials and Mechanics Research Center Watertown, Massachusetts 02172 DRXMR-EO	10. PROGRAM ELEMENT, PROJECT, TASK AREA & WORK UNIT NUMBERS D/A Project: 1L161102AH42 AMCMS Code: 611102.H420011 Agency Accession: DA OF4818	
11. CONTROLLING OFFICE NAME AND ADDRESS U. S. Army Materiel Development and Readiness Command, Alexandria, Virginia 22333	12. REPORT DATE May 1979	
14. MONITORING AGENCY NAME & ADDRESS (if different from Controlling Office) 12) 17p.	13. NUMBER OF PAGES 12	
	15. SECURITY CLASS. (of this report) Unclassified	
16. DISTRIBUTION STATEMENT (of this Report) Approved for public release; distribution unlimited.		
17. DISTRIBUTION STATEMENT (of the abstract entered in Block 20, if different from Report)		
18. SUPPLEMENTARY NOTES The report has already been accepted for publication in the Journal of American Ceramic Society.		
19. KEY WORDS (Continue on reverse side if necessary and identify by block number) Spinel Sintering Phase equilibrium Aluminum oxynitride Aluminum oxide Aluminum nitride		
20. ABSTRACT (Continue on reverse side if necessary and identify by block number) (SEE REVERSE SIDE) 403 105 [Signature]		

Block No. 20

ABSTRACT

A new isobaric, condensed phase diagram in the region of stability of cubic aluminum oxynitride spinel (ALON) along the pseudobinary Al_2O_3 -AlN composition join is presented, deduced primarily from various analytical measurements and microstructural observations. It is shown that cubic aluminum oxynitride spinel melts incongruently at about 2050 C and is compositionally centered at about 35.7 mole % AlN which is equivalent to the following stoichiometric composition: $Al_{23}O_{27}N_5$ or $(5 AlN \cdot 9 Al_2O_3)$. Single-phase ALON material sintered to nearly full density exhibits transparency in visible light.

A

5 AlN-9 Al₂O₃.

Accession For		<input checked="" type="checkbox"/>
NTIS GRA&I		<input type="checkbox"/>
DDC TAB		<input type="checkbox"/>
Unannounced		<input type="checkbox"/>
Justification		<input type="checkbox"/>
By _____		
Distribution/		
Availability Codes		
Dist	Avail and/or	Special
<input checked="" type="checkbox"/>	<input type="checkbox"/>	<input type="checkbox"/>

INTRODUCTION

Polycrystalline aluminum oxide-based ceramics are a very important family of advanced structural ceramic materials.¹ In its pure, single-crystal form, however, aluminum oxide is an anisotropic material, showing significant directional variation in properties, such as optical and thermal expansion. As a result, true optical transparency of polycrystalline Al_2O_3 is impossible, unless all the grains are identically oriented. Further, significant strain can result at grain boundaries due to thermal expansion mismatch of misoriented grains.² An alternate approach to this inherent problem is the stabilization of a cubic Al_2O_3 structure. A defect cubic spinel, $\gamma\text{-Al}_2\text{O}_3$,³ can be prepared in powder form, but fully dense ceramics have not been reported due to the ease of conversion to the more stable alpha form at moderate temperatures (~ 1000 C).^{4,5} However, it has been known for some time⁶ that nitrogen additions to Al_2O_3 in the form of AlN can produce spinel-like structures. Since that time various efforts have been made to understand the phase equilibria in this system.⁷⁻⁹ The phase diagrams do not, however, indicate the temperature limits of stability for the $\gamma\text{-Al}_2\text{O}_3$ type oxynitride material, nor has single-phase material been successfully sintered. This report describes the results of a program concerned with refining the temperature-composition stability limits of cubic aluminum oxynitride spinel (ALON - nitrogen-stabilized cubic aluminum oxide) so that fully dense, single-phase ceramics could be sintered.

EXPERIMENTAL

Sintering and phase equilibria studies were carried out in an inductively heated graphite furnace using flowing N_2 (1/2 liter per minute at about 1 atm). The starting powders of $\gamma\text{-Al}_2\text{O}_3^*$ (1.1 μm at 50%) and AlN^* (14 μm at 50%) were ball-milled for 24 hours in alumina mills with alumina balls using an ethanol fluid media, isostatically pressed at 25,000 psi, and pre-reacted at 1200 C for 24 hours

*Cerac/Pure Inc., Butler, Wisconsin

1. BARATA, J., and GORNI, J. *Improvements in Mechanical and Electrical Properties of Alumina*. Powder Metallurgy International, v. 4, 1972, no. 3, p. 124-128 and no. 4, p. 201-203.
2. CAMPBELL, W. J., and GRAIN, C. *Thermal Expansion of Alpha Alumina*. Bureau of Mines Report of Investigation No. 5757, 1961, 16 pages.
3. WEFERS, K., and BELL, G. M. *Oxides and Hydroxides of Aluminum*. Technical Paper No. 19, Alcoa Research Laboratories, 1972, 51 pages.
4. JELLINEK, M. H., and FANKUCHEN, I. *X-Ray Diffraction Examination of Gamma Alumina*. Ind. and Eng. Chem., v. 37, no. 2, 1945, p. 158-163.
5. STEINER, C. J. P., HASSELMAN, D. P. H., and SPRIGGS, R. H. *Kinetics of the Gamma-to-Alpha Alumina Phase Transformation*. J. Am. Ceram. Soc., v. 54, no. 8, 1971, p. 412-413.
6. ADAMS, I., AU COIN, T. R., and WOLFF, G. A. *Luminescence in the System $\text{Al}_2\text{O}_3\text{-AlN}$* . J. Electrochem. Soc., v. 109, 1962, p. 1050-1054.
7. LEJUS, A. *Formation at High Temperature of Nonstoichiometric Spinel and of Derived Phases in Several Oxide Systems Based on Alumina and in the System Alumina-Aluminum Nitride*. Rev. Int. Hautes Temp. Refract., v. 1, no. 1, 1964, p. 53-95.
8. IRENE, E. A., SILVESTRI, V. J., and WOOLHOUSE, G. R. *Some Properties of Chemically Vapor Deposited Films of $\text{Al}_x\text{O}_y\text{N}_z$ on Silicon*. J. Electron. Mat., v. 4, 1975, p. 409-427.
9. GAUCKLER, L. J., and PETZOW, G. *Representation of Multicomponent Silicon Nitride Based Systems*. Nitrogen Ceramics, F. L. Riley, ed., Noordhoff, Leyden, 1977, p. 41-62.

in gas tight flowing N_2 , prior to final sintering studies. Only small amounts of impurities were picked up in the ball-milling procedure. However, more sophisticated sintering studies would require an improved mixing procedure.

Final reaction and sintering runs at elevated temperatures were carried out for one hour so that direct comparison between runs could be made. Weight loss was determined for each specimen and each was characterized by X-ray diffraction and reflected light microscopy. Density measurements and transmitted light microscopy were also carried out on selected products. Our fundamental premise is that we are attempting to deduce the high temperature equilibrium relations and sintering mechanisms from the resultant products. Without the use of sophisticated apparatus, volatility is extremely difficult to suppress, so quantitative measurements of weight loss will yield useful information on vapor phase formation. The reaction samples were contained in a covered BN crucible with a sight hole for pyrometric temperature measurement. Neutron activation analysis of the AlN indicated 1.7 wt% (≈ 1.5 mole % Al_2O_3) oxygen. The AlN powder also contained about 1 to 2 wt% of unnitrided Al metal powder.

RESULTS AND DISCUSSION

Figure 1 illustrates the temperature-composition stability limits for cubic aluminum oxynitride spinel (ALON) in the Al_2O_3 -AlN system for 1 atm of flowing N_2 gas. The phase relationships were deduced from careful analyses of both microstructural and X-ray diffraction data. The Al_2O_3 -AlN system is a pseudobinary composition join in the Al-N-O system. Hence, the phase rule allows for phase fields with up to three coexisting phases. The designations 12H, 21R, and 27R refer to the so-called "AlN" polytypes.¹⁰ In this system there seems to be an intimate relationship between liquid formation and the appearance of the various polytypes. Further, the morphology of the polytypes are variable and seem to reflect the difficulty in attainment of equilibrium. It is our conclusion from this work in the vicinity of the ALON stability field and also other parts of this system that some of the polytypes are metastable products of quenched or poorly quenched liquids. We have not yet determined how to differentiate between AlN polytypes which are metastable from those which are not. Hence, in Figure 1 we have "dashed in" all the phase boundaries dealing with polytypes and in some cases have not differentiated between a liquid and the polytypes.

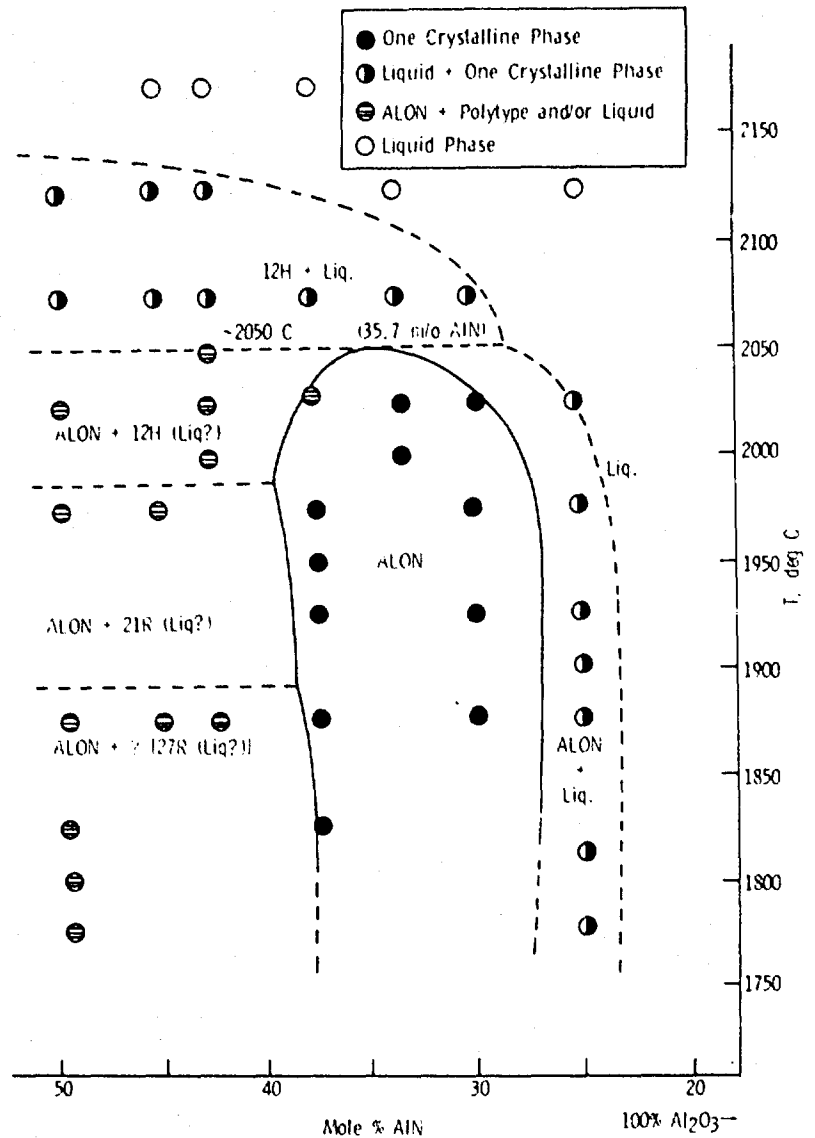
There is a relatively wide range of compositional stability, roughly centered at 35.7 mole % AlN, and a maximum in thermal stability at about 2050 C. At this point ALON seems to melt incongruently into one alumina-rich, stable liquid and one nitride-rich, unstable (volatile) liquid. At about 2000 C on the AlN-rich side of the single-phase field, vaporization increases dramatically which kinetically seems to influence reactions in the single-phase region.

As previously indicated by McCauley¹¹ a constant anion spinel model seems to predict an ALON composition at 35.7 mole % AlN. Using the chemical formula

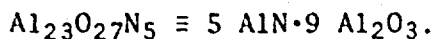
10. JACK, K. H. *Sialons and Related Nitrogen Ceramics*. Review, J. Materials Sci., v. 11, 1976, p. 1135-1158.

11. McCAULEY, J. W. *A Simple Model for Aluminum Oxynitride Spinel*. J. Am. Ceram. Soc., v. 61, nos. 7-8, 1978, p. 372-373.

Figure 1. Proposed isobaric (1 atm of flowing N₂) high-temperature phase relationships in the region of ALON stability in the pseudobinary Al₂O₃-AlN composition join.



$Al_{(64+x)/3} \square_{(8-x)/3} O_{32-x} N_x$ obtained from this model the following composition for $N = 5$ can be calculated:



Crystalline solution stability limits were determined by detailed reflected light microscopy and refined lattice parameters. Figure 2 illustrates the phase assemblages on the 37.5 mole % AlN composition line on either side of an apparent phase boundary line between the ALON single-phase field and the liquid plus ALON and 12H polytype region. Note the dramatic disappearance of porosity in Figure 2a and the concurrent appearance of liquid. The liquid and 12H polytype appear as the lighter colored intergranular phases in Figure 2a; in Figure 2b the darker circular areas are remnant porosity. This liquid occasionally quenches to a non-crystalline phase, but also crystallizes into various types of AlN polytypes, in this case the 12H polytype. Figure 3 illustrates the microstructure of the ALON plus liquid region on the Al₂O₃-rich side of the single-phase field.




a. 2025 C - in Liquid + ALON(SS) Field; 10.04 Wt% Loss

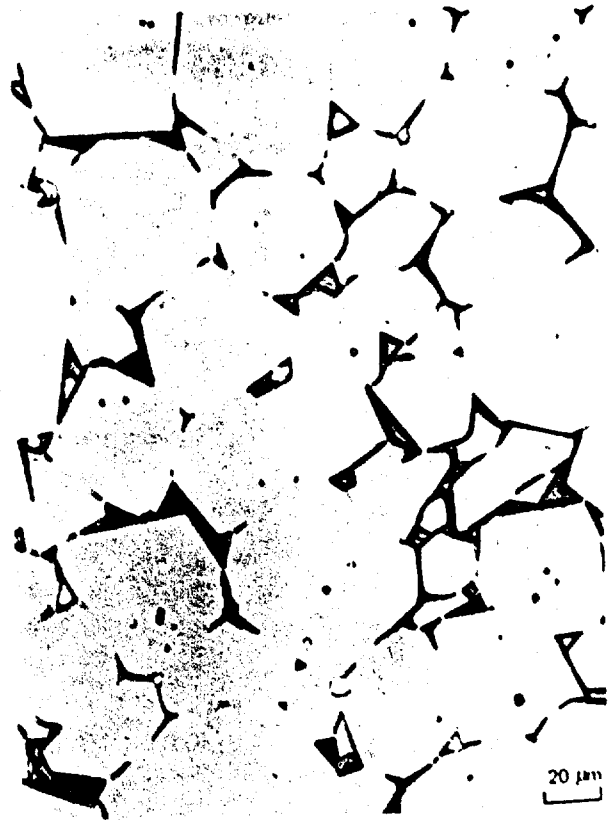


b. 1975 C - in ALON(SS) Field; 2.88 Wt% Loss


Figure 2. Microstructures of phase assemblages in the Al_2O_3 -AlN system; 37.5 mole % AlN.
19-066-500/AMC-77



a. ALON(SS) + Liquid



b. ALON(SS) + Liquid



c. Etched

Figure 3. Microstructures of phase assemblages in the Al_2O_3 -AlN system; 25 mole % AlN; $T = 2025\text{ C}$.
19-066-1196/AMC-77

In order to confirm the microstructurally determined range of ALON crystal-line solution, refined lattice parameters were determined by a least-squares technique on X-ray powder diffraction data. These data are illustrated in Figure 4 along with those obtained by Lejus⁷ on material fabricated at 1700 C. There is about a five mole % AlN difference between a least-squares line through the 1975 C data and the Lejus line. The difference can possibly be ascribed to a higher oxygen content of the latter material or the sluggish reaction rates at 1700 C. The equation for this line is indicated on the figure.

ALON ceramics of various nitrogen compositions can be sintered using the experimental conditions previously indicated to 99% of theoretical density. The theoretical densities were calculated using the constant anion model and the refined lattice parameters. Figure 5 shows a typical set of characterization data on a series of runs at 37.5 mole % AlN. By relating these data to the microstructures illustrated in Figure 2 it can be seen that the appearance of liquid results in a dramatic increase in volatility, represented by weight percent loss on the figure; percentage of theoretical density is also indicated in parentheses. A reaction and sintering scheme is also indicated on the figure.

Reaction and Sintering → Sintering (No Liquid) →
 Sintering (Liquid + Vapor Formation)

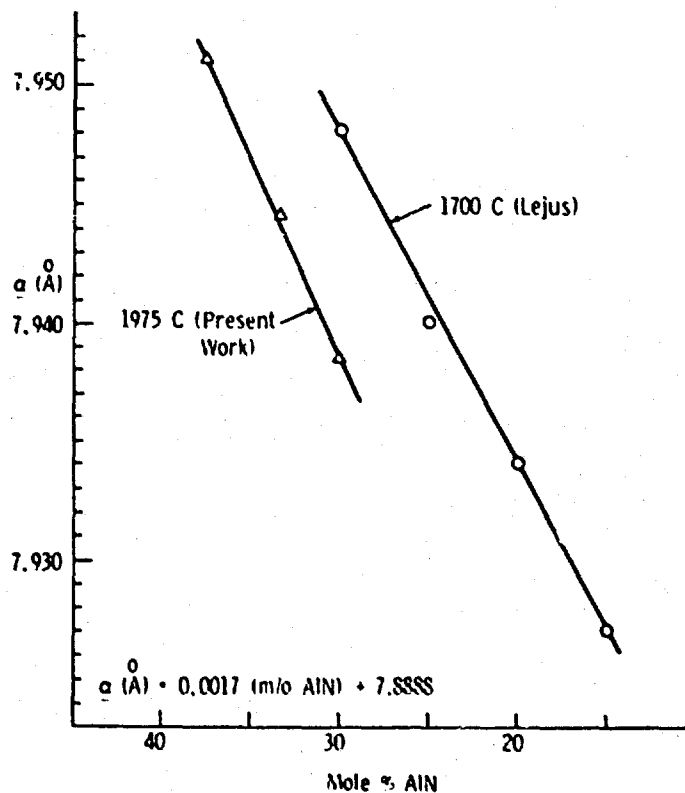


Figure 4. Refined lattice parameters of cubic aluminum oxynitride spinel (ALON) as a function of mole % AlN at 1975 C.

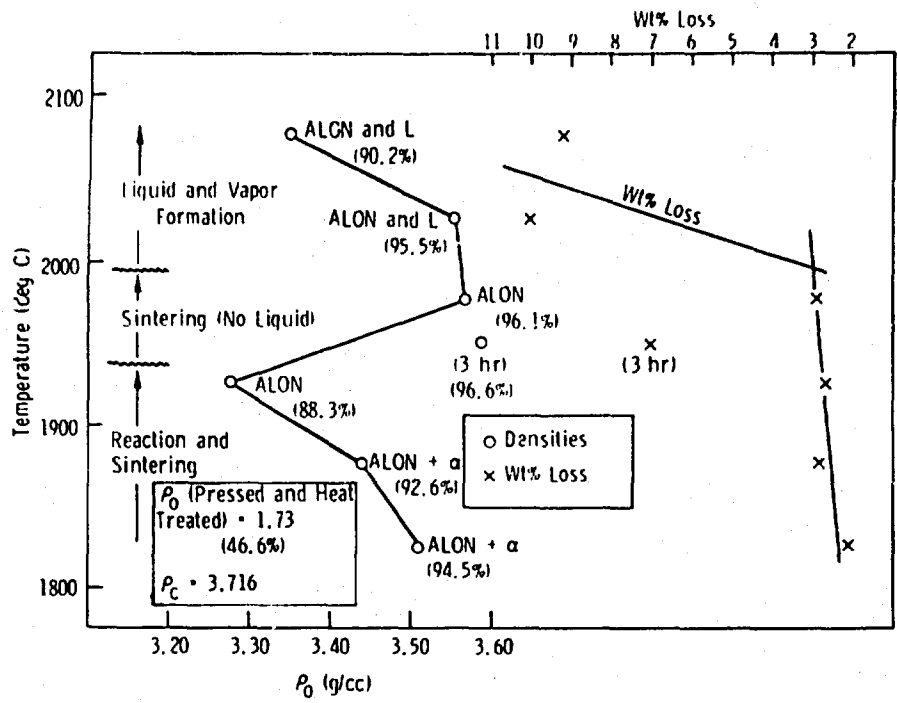


Figure 5. Variation of density and weight percent loss with temperature (1-hr runs) of 37.5 mole % AlN mixtures.

A preliminary apparent decrease in density occurs during formation of ALON, caused by the diminishing amount of the higher density α -Al₂O₃. Optimum properties and liquidless sintering must be carried out below about 2000 C to prevent the formation and subsequent vaporization of a liquid phase. Residual, quenched liquid, either as a noncrystalline phase or as one of the "AlN" polytypes, will have a large effect on the properties of the material. Note the increase in density for the material sintered for three hours.


Formation of sintered, single-phase ALON ceramics free of second phases can be easily accomplished in the single-phase field. Figure 6 illustrates a typical microstructure of material exhibiting a relatively large amount of remnant porosity. This material seems to react and sinter quite rapidly into a uniform grain size microstructure. For our experimental conditions, grain growth is quite rapid, with an average size somewhere between 50 and 100 μ m. An abundance of apparent spinel-law ({111}) twins is also evident in Figure 6b, which seem to polish at different rates, since some are elevated and others are recessed. A small increase in sintering temperature (1975 C to 2025 C) results in much reduced residual porosity and a microstructure that only microscopic defocussing at low magnification (Figure 7a) will resolve the grain boundaries; scanning electron micrographs of fracture surfaces of this same material are illustrated in Figures 7b and c to further illustrate the microstructure.

Preliminary properties are now being measured on sintered ALON materials. Figure 8 illustrates a polished disk (0.035" thick) of a 30 mole % AlN material exhibiting a high degree of transparency; the word ALON is behind the disk. This same material has a hardness of up to 1850 Knoop (100 g), an elastic modulus



Figure 6. Microstructures of single-phase cubic aluminum oxynitride spinel;
T = 1975 C; 30 mole % AlN; 1 hour.

19 066 503 AMC 77



a. Reflected Light – Slightly Defocused to Bring out Microstructure



b. SEM – Fracture Surface



c. SEM – Fracture Surface

Figure 7. Microstructures of single phase cubic aluminum oxynitride spinel;
T = 2025 C; 30 mole % AlN; t = 1 hour.

19 066 504/AMC 77

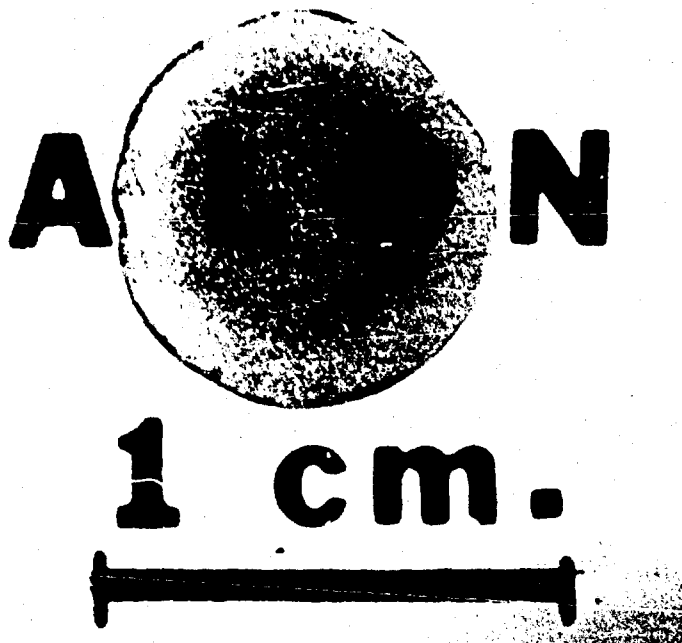


Figure 8. Transparent disk of single-phase cubic aluminum oxynitride spinel.

19-066-1574/AMC-77

(ultrasonic) of 46×10^6 psi, a dielectric constant at 10 MHz of 8.56, a visible light ($0.55 \mu\text{m}$) refractive index of 1.77, and an infrared cutoff of $5.20 \mu\text{m}$. Heat treatment in air for 20 hours at 1100 C resulted in a negligible weight gain of 0.03 wt%, indicating an excellent oxidation resistance at this temperature.

SUMMARY AND CONCLUSIONS

A refined high temperature phase diagram in the region of stability of cubic aluminum oxynitride spinel (ALON) along the Al_2O_3 -AlN composition join has been determined. This material can also be described as nitrogen-stabilized cubic aluminum oxide. Using this newly determined diagram, single-phase ALON has been reactively sintered to nearly full density. Sintering is carried out quite easily and polished thin disks exhibit visible light transparency. The lattice parameter of ALON varies with composition from 7.938 \AA for 30 mole % AlN to 7.951 \AA for 37.5 mole % AlN sintered at 1975 C. At this temperature the limit of ALON crystalline solution is from 40 to about 27 mole % AlN.

ACKNOWLEDGMENT

The authors wish to thank Dr. D. J. Viechnicki for help in the design of the furnace and D. H. Corkum for help in various experimental parts of this work. We also would like to acknowledge the contributions of W. B. Westphal (dielectric constant), R. Brockelman (sonic modulus) and A. Zani, R. Middleton, and T. Sheridan for their help on the metallography and X-ray diffraction. Thanks also go to G. Gazza, D. Messier, and R. N. Katz for helpful discussions.

DISTRIBUTION LIST

No. of Copies	To	No. of Copies	To
1	Office of the Under Secretary of Defense for Research and Engineering, The Pentagon, Washington, D.C. 20301 ATTN: Mr. J. Persh Dr. G. Gamota	1	Commander, U.S. Army Mobility Equipment Research and Development Command, Fort Belvoir, Virginia 22060 ATTN: DRDME-1M, Mr. W. McGovern
12	Commander, Defense Documentation Center, Cameron Station, Building 5, 5010 Duke Street, Alexandria, Virginia 22314	1	DRDME-V, Mr. I. York
1	National Technical Information Service, 5285 Port Royal Road, Springfield, Virginia 22161	1	DRDME-X, Mr. H. J. Peters
1	Director, Defense Advanced Research Projects Agency, 1400 Wilson Boulevard, Arlington, Virginia 22209	1	Director, U.S. Army Ballistic Research Laboratory, Aberdeen Proving Ground, Maryland 21005 ATTN: DRDAR-756-S (STINFO)
1	ATTN: Dr. A. Bement	1	Commander, Rock Island Arsenal, Rock Island, Illinois 61299 ATTN: SARRI-EN
1	Dr. Van Reuth	1	Commander, U.S. Army Test and Evaluation Command, Aberdeen Proving Ground, Maryland 21005 ATTN: DRSTE-MI
1	MAJ Harry Winsor	1	Commander, U.S. Army Foreign Science and Technology Center, 220 7th Street, N.E., Charlottesville, Virginia 22901 ATTN: Military Tech, Mr. W. Marley
1	Battelle Columbus Laboratories, Metals and Ceramics Information Center, 505 King Avenue, Columbus, Ohio 43201 ATTN: Mr. Winston Duckworth	1	Chief, Benet Weapons Laboratory, LCWSL, USA ARRADCOM, Watervliet, New York 12189 ATTN: DRDAR-1CR-TL
1	Dr. D. Hiesz	1	Commander, Watervliet Arsenal, Watervliet, New York 12189 ATTN: Dr. T. Davidson
1	Deputy Chief of Staff, Research, Development, and Acquisition Headquarters, Department of the Army, Washington, D.C. 20310 ATTN: DAMA-AR2	1	Director, Lustris Directorate, U.S. Army Mobility Research and Development Laboratory, Fort Lustris, Virginia 23604 ATTN: Mr. J. Robinson, SAVOR-E-MOS (AVRADCOM) Mr. C. Walker
1	DAMA-CSS, Dr. J. Bryant	1	Commander, U.S. Army Engineer Waterways Experiment Station, Vicksburg, Mississippi 39180 ATTN: Research Center Library
1	DAMA-FPP, Mr. R. Vauter	1	Project Manager, Munitions Production Base, Modernization and Expansion, Dover, New Jersey 07801 ATTN: DRCPH-PBM-P
1	Commander, U.S. Army Research and Development Office, Chief Research and Development, Washington, D.C. 20315 ATTN: Physical and Engineering Sciences Division	1	Technical Director, Human Engineering Laboratories, Aberdeen Proving Ground, Maryland 21005 ATTN: Technical Reports Office
1	Commander, Army Research Office, P.O. Box 12211, Research Triangle Park, North Carolina 27709 ATTN: Information Processing Office	1	Chief of Naval Research, Arlington, Virginia 22217 ATTN: Code 471
1	Dr. G. Mayer	1	Dr. A. Diness
1	Dr. J. Hurt	1	Dr. R. Pohanka
1	Commander, U.S. Army Materiel Development and Readiness Command, 5001 Eisenhower Avenue, Alexandria, Virginia 22333 ATTN: DRCMD-57	1	Naval Research Laboratory, Washington, D.C. 20375 ATTN: Dr. J. M. Krafft - Code 8430 Mr. R. Rice Dr. Jim C. I. Chang
1	DRCLDC, Mr. R. Zentner	1	Headquarters, Naval Air Systems Command, Washington, D.C. 20360 ATTN: Code 5203
1	Commander, U.S. Army Electronics Research and Development Command, Fort Monmouth, New Jersey 07703 ATTN: DEISD-L	1	Code MAT-042M
1	Commander, U.S. Army Materiel Systems Analysis Activity, Aberdeen Proving Ground, Maryland 21005 ATTN: DRMSY-SP, H. Cohen	1	Mr. C. F. Busch
1	Commander, U.S. Army Night Vision Electro-Optics Laboratory, Fort Belvoir, Virginia 22060 ATTN: DELNV-S, Mr. P. Travesty	1	Mr. I. Machlin
1	DELNV-L-D, Dr. R. Buser	1	Headquarters, Naval Sea Systems Command, 1941 Jefferson Davis Highway, Arlington, Virginia 22276 ATTN: Code 035
1	Commander, Harry Diamond Laboratories, 2500 Powder Mill Road, Adelphi, Maryland 20713 ATTN: Mr. A. Benderly	1	Headquarters, Naval Electronics Systems Command, Washington, D.C. 20360 ATTN: Code 504
1	Technical Information Office	1	Commander, Naval Ordnance Station, Louisville, Kentucky 40214 ATTN: Code 85
1	DRHND-RAI	1	Commander, Naval Material Industrial Resources Office, Building 537-2, Philadelphia Naval Base, Philadelphia, Pennsylvania 19112 ATTN: Technical Director
1	Commander, U.S. Army Missile Research and Development Command, Redstone Arsenal, Alabama 35899 ATTN: Mr. P. Ormsby	1	Commander, Naval Weapons Center, China Lake, California 93555 ATTN: Mr. F. Markarian Mr. I. Teppo Mr. M. Ritchie
1	Technical Library	1	Commander, U.S. Air Force of Scientific Research, Building 410, Bolling Air Force Base, Washington, D.C. 20332 ATTN: MAJ W. Simons
1	DRDML-7B, Redstone Scientific Information Center	1	Commander, U.S. Air Force Materials Laboratory, Wright-Patterson Air Force Base, Ohio 45433 ATTN: Dr. N. Tallan Dr. H. Graham Dr. R. Ruh Mr. K. S. Nazdiyassil Army Propulsion Labs, Mr. R. Marsh
1	Commander, U.S. Army Aviation Research and Development Command, P.O. Box 209, St. Louis, Missouri 63166 ATTN: DRDAV-EXT	1	Commander, Air Force Weapons Laboratory, Airland Air Force Base, Altamonte, New Mexico 87115 ATTN: Dr. R. Rader
1	DRDAV-QI	1	Commander, Air Force Ammunition Center, Eglin Air Force Base, Florida 32542 ATTN: Technical Library
1	Technical Library		
1	Commander, U.S. Army Natick Research and Development Command, Natick, Massachusetts 01760 ATTN: Technical Library		
1	Dr. J. Hanson		
1	Commander, U.S. Army Satellite Communications Agency, Fort Monmouth, New Jersey 07703 ATTN: Technical Document Center		
1	Commander, U.S. Army Tank-Automotive Research and Development Command, Warren, Michigan 48090 ATTN: Dr. W. Bryzla		
1	Mr. I. Hangerman		
1	D. Rose		
1	DRDRA-RKA, Dr. J. Chevalier		
1	DRDRA-UL, Technical Library		
1	DRDRA-R		
1	Commander, U.S. Army Armament Research and Development Command, Dover, New Jersey 07801 ATTN: Mr. J. Lannon		
1	Dr. G. Leznoff		
1	Mr. R. Graf		
1	Mr. Harry E. Peels, Jr., PLASTEC Director		
1	Technical Library		
1	Commander, U.S. Army Armament Materiel Readiness Command, Rock Island, Illinois 61299 ATTN: Technical Library		
1	Commander, Aberdeen Proving Ground, Maryland 21005 ATTN: DRDAR-1CR-PN, Mr. J. Verrier		

No. of Copies	To
1	National Aeronautics and Space Administration, Washington, D.C. 20546 ATTN: Mr. G. C. Deutsch - Code RM
1	Mr. J. Gangler
1	AFSS-AD, Office of Scientific and Technical Information
1	National Aeronautics and Space Administration, Lewis Research Center, 21000 Brookpark Road, Cleveland, Ohio 44135
1	ATTN: J. Accurio, USAMRDL
1	Dr. H. B. Probst, MS 49-1
1	Dr. R. Ashbrook
1	Dr. S. Dutta
1	Mr. C. Blankenship
1	National Aeronautics and Space Administration, Langley Research Center, Hampton, Virginia 23665
1	ATTN: Mr. J. Buckley, Mail Stop 387
1	Commander, White Sands Missile Range, Electronic Warfare Laboratory, OREW, ERADCOM, White Sands, New Mexico 88002
1	ATTN: Mr. Thomas Reader, DRSEL-MLM-ME
1	Department of Energy, Division of Transportation, 20 Massachusetts Avenue, N.W., Washington, D.C. 20545
1	ATTN: Mr. George Thur (TEC)
1	Mr. Robert Schulz (TEC)
1	Mr. John Neal (CLNRT)
1	Mr. Steve Mander (Fossil Fuels)
1	Department of Transportation, 400 Seventh Street, S.W., Washington, D.C. 20590
1	ATTN: Mr. M. Lauriente
1	Mechanical Properties Data Center, Belfour Stulen Inc., 13917 W. Bay Shore Drive, Traverse City, Michigan 49684
1	National Bureau of Standards, Gaithersburgh, Maryland 20760
1	ATTN: Dr. S. Wiederhorn
1	Dr. J. B. Wachtman
1	National Research Council, National Materials Advisory Board, 2101 Constitution Avenue, Washington, D.C. 20418
1	ATTN: Dr. W. Prindle
1	D. Groves
1	R. H. Spriggs
1	National Science Foundation, Washington, D.C. 20550
1	ATTN: B. A. Wilcox
1	Admiralty Materials Technology Establishment, Polle, Dorset BH16 6JL, United Kingdom
1	ATTN: Dr. D. Godfrey
1	Dr. N. Lindley
1	AIRResearch Manufacturing Company, AIRResearch Casting Company, 2525 West 190th Street, Torrance, California 90505
1	ATTN: Mr. K. Styhr
1	AIRResearch Manufacturing Company, Materials Engineering Dept., 111 South 34th Street, P.O. Box 5217, Phoenix, Arizona 85010
1	ATTN: Mr. D. W. Richerson, MS 93-393/503-44
1	AVCO Corporation, Applied Technology Division, Lowell Industrial Park, Lowell, Massachusetts 01897
1	ATTN: Dr. T. Vasilos
1	Carborundum Company, Research and Development Division, P.O. Box 1054, Niagara Falls, New York 14302
1	ATTN: Dr. J. A. Coppola
1	Case Western Reserve University, Department of Metallurgy, Cleveland, Ohio 44106
1	ATTN: Prof. A. H. Heuer
1	Cummins Engine Company, Columbus, Indiana 47201
1	ATTN: Mr. R. Kamo
1	Defence Research Establishment Pacific, FMO, Victoria, B.C., V0S 1B0, Canada
1	ATTN: R. D. Barer
1	Deposits and Composites, Inc., 1821 Michael Faraday Drive, Reston, Virginia 22090
1	ATTN: Mr. R. E. Engdahl
1	Electric Power Research Institute, P.O. Box 10412, 3412 Hillview Avenue, Palo Alto, California 94304
1	ATTN: Dr. A. Cohn
1	European Research Office, 223 Old Marylebone Road, London, NW1 - 5th, England
1	ATTN: Dr. R. Quattrone
1	LT COL James Kennedy
1	Ford Motor Company, Turbine Research Department, 20000 Rotunda Drive, Dearborn, Michigan 48121
1	ATTN: Mr. A. F. McLean
1	Mr. E. A. Fisher
1	Mr. J. A. Mangels
1	General Electric Company, Research and Development Center, Box B, Schenectady, New York 12345
1	ATTN: Dr. R. J. Charles
1	Dr. C. D. Greskovich
1	Dr. S. Prochazka
1	General Motors Corporation, Alcoa Division, Flint, Michigan 48556
1	ATTN: Dr. H. Berg
1	Georgia Institute of Technology, EES, Atlanta, Georgia 30332
1	ATTN: Mr. J. D. Walton

No. of Copies	To
1	GTE Sylvania, Waltham Research Center, 40 Sylvania Road, Waltham, Massachusetts 02154
1	ATTN: Dr. C. Quackenbush
1	Dr. W. H. Rhodes
1	ITT Research Institute, 10 West 35th Street, Chicago, Illinois 60616
1	ATTN: Mr. S. Bortz, Director, Ceramics Research
1	Institute fur Werkstoff-Forschung, DFVLR, 505 Porz-Wahn, Linder Hohe, Germany
1	ATTN: Dr. W. Bunk
1	Dr. H. Knoch
1	International Harvester, Solar Division, 2200 Pacific Highway, P.O. Box 80966, San Diego, California 92138
1	ATTN: Dr. A. Metcalfe
1	Ms. M. E. Gulden
1	Kaweckl Berylico Industries, Inc., P.O. Box 1462, Reading, Pennsylvania 19603
1	ATTN: Mr. R. J. Longenecker
1	Martin Marietta Laboratories, 1450 South Rolling Road, Baltimore, Maryland 21227
1	ATTN: Dr. J. Venables
1	Massachusetts Institute of Technology, Department of Metallurgy and Materials Science, Cambridge, Massachusetts 02139
1	ATTN: Prof. R. L. Coble
1	Prof. H. K. Bowen
1	Prof. W. D. Kingery
1	Materials Research Laboratories, P.O. Box 50, Ascot Vale, VIC 3032, Australia
1	ATTN: Dr. C. W. Weaver
1	Midwest Research Institute, 425 Volker Boulevard, Kansas City, Missouri 64110
1	ATTN: Mr. Gordon W. Gross, Head, Physics Station
1	Norton Company, Worcester, Massachusetts 01606
1	ATTN: Dr. H. Ault
1	Dr. M. L. Torti
1	Pennsylvania State University, Materials Research Laboratory, Materials Science Department, University Park, Pennsylvania 16802
1	ATTN: Prof. R. Roy
1	Prof. R. E. Newham
1	Prof. R. E. Tressler
1	Prof. R. Bradt
1	Prof. V. S. Stubican
1	PSC, Box 1044, APO San Francisco 96328
1	ATTN: IWA A. Anthony Borges
1	RIAS, Division of the Martin Company, Baltimore, Maryland
1	ATTN: Dr. A. R. C. Westwood
1	Royal Aircraft Establishment, Materials Department, R 175 Building, Farnborough, Hants, England
1	ATTN: Dr. N. Corney
1	Shane Associates, Inc., 7821 Carrleugh Parkway, Springfield, Virginia 22152
1	ATTN: Dr. Robert S. Shane, Consultant
1	Stanford Research International, 333 Ravenswood Avenue, Menlo Park, California 94025
1	ATTN: Dr. P. Jorgensen
1	Dr. D. Rowcliffe
1	State University of New York at Stony Brook, Department of Materials Science, Long Island, New York 11790
1	ATTN: Prof. Franklin F. Y. Wang
1	United Technologies Research Center, East Hartford, Connecticut 06108
1	ATTN: Dr. J. Brennan
1	Dr. F. Galasso
1	University of California, Lawrence Livermore Laboratory, P.O. Box 808, Livermore, California 94550
1	ATTN: Mr. R. Landingham
1	Dr. C. F. Cline
1	University of Florida, Department of Materials Science and Engineering, Gainesville, Florida 32601
1	ATTN: Dr. L. Hench
1	University of Newcastle Upon Tyne, Department of Metallurgy and Engineering Materials, Newcastle Upon Tyne, NE1 7RU, England
1	ATTN: Prof. K. H. Jack
1	University of Utah, College of Engineering, Division of Materials Science and Engineering, Salt Lake City, Utah 84112
1	ATTN: Prof. I. B. Cutler
1	University of Washington, Ceramic Engineering Division, IB-10, Seattle, Washington 98195
1	ATTN: Prof. James I. Mueller
1	Prof. A. E. Gorum
1	Westinghouse Electric Corporation, Research Laboratories, Pittsburgh, Pennsylvania 15235
1	ATTN: Dr. R. J. Bratton
1	Dr. B. Rossing
2	Director, Army Materials and Mechanics Research Center, Watertown, Massachusetts 02172
1	ATTN: DRXMR-PL
1	DRXMR-WD
2	Authors

Army Materials and Mechanics Research Center,
Watertown, Massachusetts 02172
PHASE RELATIONSHIPS AND REACTION SINTERING
OF TRANSPARENT CUBIC ALUMINUM OXYNITRIDE
SPINEL -- James W. McCauley and
Normand D. Corbin

Technical Report AMMRC TR 79-24, May 1979, 12 pp --
illustrations, D/A Project IL161102AH42,
AMCMS Code 611102.H420011

A new isobaric, condensed phase diagram in the region of stability of cubic aluminum oxynitride spinel (ALON) along the pseudobinary Al_2O_3 -AlN composition join is presented, deduced primarily from various analytical measurements and microstructural observations. It is shown that cubic aluminum oxynitride spinel melts incongruently at about 2050 C and is compositionally centered at about 35.7 mole % AlN which is equivalent to the following stoichiometric composition: $Al_{2.027}N_5$ or 5 AlN-9 Al_2O_3 . Single-phase ALON material sintered to nearly full density exhibits transparency in visible light.

AD

UNCLASSIFIED
UNLIMITED DISTRIBUTION

Key Words

Spinel
Phase equilibrium
Aluminum oxide

Army Materials and Mechanics Research Center,
Watertown, Massachusetts 02172
PHASE RELATIONSHIPS AND REACTION SINTERING
OF TRANSPARENT CUBIC ALUMINUM OXYNITRIDE
SPINEL -- James W. McCauley and
Normand D. Corbin

Technical Report AMMRC TR 79-24, May 1979, 12 pp --
illustrations, D/A Project IL161102AH42,
AMCMS Code 611102.H420011

A new isobaric, condensed phase diagram in the region of stability of cubic aluminum oxynitride spinel (ALON) along the pseudobinary Al_2O_3 -AlN composition join is presented, deduced primarily from various analytical measurements and microstructural observations. It is shown that cubic aluminum oxynitride spinel melts incongruently at about 2050 C and is compositionally centered at about 35.7 mole % AlN which is equivalent to the following stoichiometric composition: $Al_{2.027}N_5$ or 5 AlN-9 Al_2O_3 . Single-phase ALON material sintered to nearly full density exhibits transparency in visible light.

AD

UNCLASSIFIED
UNLIMITED DISTRIBUTION

Key Words

Spinel
Phase equilibrium
Aluminum oxide

Army Materials and Mechanics Research Center,
Watertown, Massachusetts 02172
PHASE RELATIONSHIPS AND REACTION SINTERING
OF TRANSPARENT CUBIC ALUMINUM OXYNITRIDE
SPINEL -- James W. McCauley and
Normand D. Corbin

Technical Report AMMRC TR 79-24, May 1979, 12 pp --
illustrations, D/A Project IL161102AH42,
AMCMS Code 611102.H420011

A new isobaric, condensed phase diagram in the region of stability of cubic aluminum oxynitride spinel (ALON) along the pseudobinary Al_2O_3 -AlN composition join is presented, deduced primarily from various analytical measurements and microstructural observations. It is shown that cubic aluminum oxynitride spinel melts incongruently at about 2050 C and is compositionally centered at about 35.7 mole % AlN which is equivalent to the following stoichiometric composition: $Al_{2.027}N_5$ or 5 AlN-9 Al_2O_3 . Single-phase ALON material sintered to nearly full density exhibits transparency in visible light.

AD

UNCLASSIFIED
UNLIMITED DISTRIBUTION

Key Words

Spinel
Phase equilibrium
Aluminum oxide

Army Materials and Mechanics Research Center,
Watertown, Massachusetts 02172
PHASE RELATIONSHIPS AND REACTION SINTERING
OF TRANSPARENT CUBIC ALUMINUM OXYNITRIDE
SPINEL -- James W. McCauley and
Normand D. Corbin

Technical Report AMMRC TR 79-24, May 1979, 12 pp --
illustrations, D/A Project IL161102AH42,
AMCMS Code 611102.H420011

A new isobaric, condensed phase diagram in the region of stability of cubic aluminum oxynitride spinel (ALON) along the pseudobinary Al_2O_3 -AlN composition join is presented, deduced primarily from various analytical measurements and microstructural observations. It is shown that cubic aluminum oxynitride spinel melts incongruently at about 2050 C and is compositionally centered at about 35.7 mole % AlN which is equivalent to the following stoichiometric composition: $Al_{2.027}N_5$ or 5 AlN-9 Al_2O_3 . Single-phase ALON material sintered to nearly full density exhibits transparency in visible light.

AD

UNCLASSIFIED
UNLIMITED DISTRIBUTION

Key Words

Spinel
Phase equilibrium
Aluminum oxide

Army Materials and Mechanics Research Center,
Watertown, Massachusetts 02172
PHASE RELATIONSHIPS AND REACTION SINTERING
OF TRANSPARENT CUBIC ALUMINUM OXYNITRIDE
SPINEL — James W. McCauley and
Normand D. Corbin

AD

UNCLASSIFIED
UNLIMITED DISTRIBUTION

Key Words

Spinel
Phase equilibrium
Aluminum oxide

Technical Report AMMRC TR 79-24, May 1979, 12 pp —
illustrations, D/A Project 1L161102AH42,
AMCMS Code 611102.H420011

A new isobaric, condensed phase diagram in the region of stability of cubic aluminum oxynitride spinel (ALON) along the pseudobinary Al_2O_3 -AlN composition join is presented, deduced primarily from various analytical measurements and microstructural observations. It is shown that cubic aluminum oxynitride spinel melts incongruently at about 2050 C and is compositionally centered at about 35.7 mole % AlN which is equivalent to the following stoichiometric composition: $Al_{23}O_{27}N_5$ or 5 AlN·9 Al_2O_3 . Single-phase ALON material sintered to nearly full density exhibits transparency in visible light.

Army Materials and Mechanics Research Center,
Watertown, Massachusetts 02172
PHASE RELATIONSHIPS AND REACTION SINTERING
OF TRANSPARENT CUBIC ALUMINUM OXYNITRIDE
SPINEL — James W. McCauley and
Normand D. Corbin

AD

UNCLASSIFIED
UNLIMITED DISTRIBUTION

Key Words

Spinel
Phase equilibrium
Aluminum oxide

Technical Report AMMRC TR 79-24, May 1979, 12 pp —
illustrations, D/A Project 1L161102AH42,
AMCMS Code 611102.H420011

A new isobaric, condensed phase diagram in the region of stability of cubic aluminum oxynitride spinel (ALON) along the pseudobinary Al_2O_3 -AlN composition join is presented, deduced primarily from various analytical measurements and microstructural observations. It is shown that cubic aluminum oxynitride spinel melts incongruently at about 2050 C and is compositionally centered at about 35.7 mole % AlN which is equivalent to the following stoichiometric composition: $Al_{23}O_{27}N_5$ or 5 AlN·9 Al_2O_3 . Single-phase ALON material sintered to nearly full density exhibits transparency in visible light.

Army Materials and Mechanics Research Center,
Watertown, Massachusetts 02172
PHASE RELATIONSHIPS AND REACTION SINTERING
OF TRANSPARENT CUBIC ALUMINUM OXYNITRIDE
SPINEL — James W. McCauley and
Normand D. Corbin

AD

UNCLASSIFIED
UNLIMITED DISTRIBUTION

Key Words

Spinel
Phase equilibrium
Aluminum oxide

Technical Report AMMRC TR 79-24, May 1979, 12 pp —
illustrations, D/A Project 1L161102AH42,
AMCMS Code 611102.H420011

A new isobaric, condensed phase diagram in the region of stability of cubic aluminum oxynitride spinel (ALON) along the pseudobinary Al_2O_3 -AlN composition join is presented, deduced primarily from various analytical measurements and microstructural observations. It is shown that cubic aluminum oxynitride spinel melts incongruently at about 2050 C and is compositionally centered at about 35.7 mole % AlN which is equivalent to the following stoichiometric composition: $Al_{23}O_{27}N_5$ or 5 AlN·9 Al_2O_3 . Single-phase ALON material sintered to nearly full density exhibits transparency in visible light.

Army Materials and Mechanics Research Center,
Watertown, Massachusetts 02172
PHASE RELATIONSHIPS AND REACTION SINTERING
OF TRANSPARENT CUBIC ALUMINUM OXYNITRIDE
SPINEL — James W. McCauley and
Normand D. Corbin

AD

UNCLASSIFIED
UNLIMITED DISTRIBUTION

Key Words

Spinel
Phase equilibrium
Aluminum oxide

Technical Report AMMRC TR 79-24, May 1979, 12 pp —
illustrations, D/A Project 1L161102AH42,
AMCMS Code 611102.H420011

A new isobaric, condensed phase diagram in the region of stability of cubic aluminum oxynitride spinel (ALON) along the pseudobinary Al_2O_3 -AlN composition join is presented, deduced primarily from various analytical measurements and microstructural observations. It is shown that cubic aluminum oxynitride spinel melts incongruently at about 2050 C and is compositionally centered at about 35.7 mole % AlN which is equivalent to the following stoichiometric composition: $Al_{23}O_{27}N_5$ or 5 AlN·9 Al_2O_3 . Single-phase ALON material sintered to nearly full density exhibits transparency in visible light.