

AD-A070 130

TENNESSEE UNIV KNOXVILLE DEPT OF PSYCHOLOGY

F/G 12/1

ESTIMATION OF THE OPERATING CHARACTERISTICS OF ITEM RESPONSE CA--ETC(U)

DEC 78 F SAMEJIMA

N00014-77-C-0360


UNCLASSIFIED

RR-78-6

NL

1 OF 2

AD
A070130



LEVEL ①②

RESEARCH REPORT 78-6

1063918

SC

AD A 070 130

ESTIMATION OF THE OPERATING CHARACTERISTICS OF ITEM
RESPONSE CATEGORIES VII: BIVARIATE P.D.F. APPROACH
WITH NORMAL APPROACH METHOD

FUMIKO SAMEJIMA

DEPARTMENT OF PSYCHOLOGY
UNIVERSITY OF TENNESSEE
KNOXVILLE, TENN. 37916

DDC
RAPID
JUN 19 1979
RESERVE
C

DECEMBER, 1978

DDC FILE COPY

Prepared under the contract number N00014-77-C-360,
NR 150-402 with the
Personnel and Training Research Programs
Psychological Sciences Division
Office of Naval Research

Approved for public release; distribution unlimited.
Reproduction in whole or in part is permitted for
any purpose of the United States Government.

70 06 18 008

Unclassified

SECURITY CLASSIFICATION OF THIS PAGE (When Data Entered)

66 AUG 11 11 CI-A049 618

REPORT DOCUMENTATION PAGE		READ INSTRUCTIONS BEFORE COMPLETING FORM
1. REPORT NUMBER 9 Research Report, 78-6	2. GOVT ACCESSION NO.	3. RECIPIENT'S CATALOG NUMBER
4. TITLE (and Subtitle) 16 Estimation of the Operating Characteristics of Item Response Categories, VII ⁹ , Bivariate P.D.F. Approach with Normal Approach Method.		5. TYPE OF REPORT & PERIOD COVERED Technical Report
7. AUTHOR(s) 10 Dr. Fumiko Samejima		6. PERFORMING ORG. REPORT NUMBER
9. PERFORMING ORGANIZATION NAME AND ADDRESS Department of Psychology University of Tennessee Knoxville, TN 37916	15 N00014-77-C-0360	8. CONTRACT OR GRANT NUMBER(s)
11. CONTROLLING OFFICE NAME AND ADDRESS Personnel and Training Research Programs Office of Naval Research (Code 458) Arlington, VA 22217	11 20 December 78	10. PROGRAM ELEMENT, PROJECT, TASK AREA & WORK UNIT NUMBERS PE: 61153N; PROJ: RR 042-04 TA: RR 042-04-01 WU: NR 150-402
14. MONITORING AGENCY NAME & ADDRESS (if different from Controlling Office) 14 RR-78-6		12. REPORT DATE
		13. REPORT DATE
		14. NUMBER OF PAGES 133
		15. SECURITY CLASS. (of this report) Unclassified
		15a. DECLASSIFICATION/DOWNGRADING SCHEDULE
16. DISTRIBUTION STATEMENT (of this Report) Approved for public release; distribution unlimited. Reproduction in whole or in part is permitted for any purpose of the United States government.		
17. DISTRIBUTION STATEMENT (of the abstract entered in Block 20, if different from Report) 12 136 p. 16 RR 042 04 17 RR 042 04 01		
18. SUPPLEMENTARY NOTES		
19. KEY WORDS (Continue on reverse side if necessary and identify by block number) Operating Characteristic Estimation Tailored Testing Latent Trait Theory		
20. ABSTRACT (Continue on reverse side if necessary and identify by block number) (Please see reverse side)		

DD FORM 1 JAN 73 1473

EDITION OF 1 NOV 65 IS OBSOLETE
S/N 0102-LF-014-6601

Unclassified
SECURITY CLASSIFICATION OF THIS PAGE (When Data Entered)

404 225

elf

Bivariate P.D.F. Approach for estimating the operating characteristics of item response categories is introduced, and used in conjunction with the Normal Approach Method, assuming a normal distribution for the conditional distribution of ability, given its maximum likelihood estimate. In this approach, the total set of the maximum likelihood estimates is divided into the item score groups, and for each score group the density function of the maximum likelihood estimate is approximated by a polynomial, and the conditional moments of ability, given its maximum likelihood estimate, are estimated accordingly. The method preassumes no mathematical model in the process of estimation. It is tried on the same hypothetical data, i.e., the maximum likelihood estimates of ability of the five hundred hypothetical subjects and their responses to the ten binary items following the normal ogive model. Three different degrees of polynomials are used in approximating the density functions of the subsets of the maximum likelihood estimates, and they are called Degree 3, 4 and 5 Cases. The mean square errors are used for evaluating the resultant estimated item characteristic functions, and the two item parameters in the normal ogive model are also estimated.

Accession For	
NTIS GRA&I	<input checked="" type="checkbox"/>
DDC TAB	<input type="checkbox"/>
Unannounced	<input type="checkbox"/>
Justification	<input type="checkbox"/>
By _____	
Distribution/ _____	
Availability Codes _____	
Dist.	Availand/or special
A	

ESTIMATION OF THE OPERATING CHARACTERISTICS OF ITEM RESPONSE
CATEGORIES VII: BIVARIATE P.D.F. APPROACH WITH NORMAL
APPROACH METHOD

ABSTRACT

Bivariate P.D.F. Approach for estimating the operating characteristics of item response categories is introduced, and used in conjunction with the Normal Approach Method, assuming a normal distribution for the conditional distribution of ability, given its maximum likelihood estimate. In this approach, the total set of the maximum likelihood estimates is divided into the item score groups, and for each score group the density function of the maximum likelihood estimate is approximated by a polynomial, and the conditional moments of ability, given its maximum likelihood estimate, are estimated accordingly. The method preassumes no mathematical model in the process of estimation. It is tried on the same hypothetical data, i.e., the maximum likelihood estimates of ability of the five hundred hypothetical subjects and their responses to the ten binary items following the normal ogive model. Three different degrees of polynomials are used in approximating the density functions of the subsets of the maximum likelihood estimates, and they are called Degree 3, 4 and 5 Cases. The mean square errors are used for evaluating the resultant estimated item characteristic functions, and the two item parameters in the normal ogive model are also estimated.

The research was conducted at the principal investigator's laboratory, 409 Austin Peay Hall, Department of Psychology, University of Tennessee, Knoxville, Tennessee. Those who worked for her as assistants at various times include Yeh Ching-Chuan, Robert L. Trestman, Philip S. Livingston and Paul S. Changas.

79 06 18 00

TABLE OF CONTENTS

	Page
I Introduction	1
II Bivariate P.D.F. Approach	4
III Bivariate Normal Approach Method	8
IV Results I: Approximated Density Functions of the Maximum Likelihood Estimate $\hat{\theta}$ and Regressions of Ability θ on $\hat{\theta}$	10
V Results II: Estimated Density Functions of Ability θ	40
VI Results III: Estimated Item Characteristic Functions	65
VII Discussion and Conclusion	82
 References	 84
 <u>Appendices</u>	
Appendix I	87
Appendix II	91

I Introduction

There have been produced many approaches and methods for estimating the operating characteristics of the item response categories in the present research project, and we can summarize them as follows.

(1) Different Approaches:

- (i) Histogram Ratio Approach
- (ii) Curve Fitting Approach
- (iii) Conditional P.D.F. Approach
 - (a) Simple Sum Procedure
 - (b) Weighted Sum Procedure
 - (c) Proportioned Sum Procedure

(2) Different Methods:

- (i) Two-Parameter Beta Method
- (ii) Pearson System Method
- (iii) Normal Approach Method

These methods and approaches, with the results of simulation studies, have been reported in the six technical reports, which are listed in References I as [1] through [6] at the end of this technical report. Each combination of a method and an approach has its relatively strong and weak points in comparison with the other combinations, and which one of these combinations should be adopted in a particular situation depends upon many factors involved in it. There are some essential points which are common in these combinations, however, and they can be summarized as follows.

[A] The estimation of the operating characteristics of the item response categories, and that of the ability distribution, are conducted without assuming any prior mathematical form.

[B] A relatively small number of subjects can be used in the entire process of estimation.

There have been very few theories and methods developed for estimating the operating characteristics of the item response categories without assuming any prior mathematical form. Most of the research conducted so far in this area is concerned with the estimation of the item parameters of a specific model, like the normal ogive model or the three-parameter logistic model, which is assumed to fit the data in question. Not only is the usefulness of such methods limited, but there exists a strong possibility that the adoption of these methods distorts psychological reality by molding it into a specific model, which results in producing nothing but artifacts. We must say that such a research is meaningless, as well as harmful for the progress of science. (This is well exemplified by the fashionable, blind use of the three-parameter logistic model for the multiple-choice test item.) The operating characteristics of the distractors of the multiple-choice item, for example, can be approached only through methods which presume no mathematical forms for the operating characteristic of the correct answer, in the truly scientific sense of the word. This will be attempted in a separate research, and, if it becomes successful, it will lead us to an answer to the long existing question, "How can we make use of the responses to the incorrect alternative answers of the multiple-choice item?", and will enable us to estimate the examinee's ability or latent trait more efficiently.

Although certain organizations like Educational Testing Service may be able to use testing data of several hundred thousand examinees, many research projects are handled on college campuses, where it is extremely difficult to collect such a large set of data. In addition to this fact, the increasing restriction in using human subjects makes it impossible to depend upon the students' cooperation in psychological testing and experiment as we could in the past. It is a necessity, therefore, for us to investigate methods and approaches which do not require a large number of subjects, and yet possess high accuracies of estimation.

Bivariate P.D.F. Approach has been introduced in a previous paper (Samejima, 1977b), for estimating the operating characteristics of the item response categories, although the exact name has not been given. The method introduced in that paper has often been called Normal Approximation Method. It is a procedure based on the above two principles, [A] and [B], just as these combinations of a method and an approach discussed earlier. In the present paper, the combination of Bivariate P.D.F. Approach and Normal Approach Method will be introduced, and tested on the simulated data, which have been used in the preceding studies, and a brief description of which is given as Appendix I. In the following chapters, this combination will often be called Bivariate Normal Approach Method, if there is no possibility of confusion.

II Bivariate P.D.F. Approach

In this approach, we shall try to approximate the bivariate distribution of ability θ and its maximum likelihood estimate $\hat{\theta}$, for each subgroup of examinees classified with respect to their item scores for each of the ten binary items. This has been attempted earlier (Samejima, 1977b), in the Normal Approximation Method. In this paper, however, we do this in a somewhat different way.

Let λ be an estimate of ability θ , in such a relationship that

$$(2.1) \quad \lambda = \theta + \eta, \quad -\infty < \theta < \infty,$$

where η is the error of estimation which, for a given θ , distributes normally, with zero and σ as the two parameters. Thus the conditional density function, $\psi(\lambda|\theta)$, of λ , given θ , is $n(\theta, \sigma)$, and we have

$$(2.2) \quad E(\lambda|\theta) = \theta$$

and

$$(2.3) \quad \text{Var.}(\lambda|\theta) = \sigma^2.$$

The bivariate density function, $\xi(\lambda, \theta)$, is given by

$$(2.4) \quad \xi(\lambda, \theta) = f(\theta) \psi(\lambda|\theta),$$

where $f(\theta)$ is the density function of ability θ . The marginal density function, $g(\lambda)$, of λ can be written as

$$(2.5) \quad g(\lambda) = \int_{-\infty}^{\infty} \xi(\lambda, \theta) d\theta,$$

and the conditional density function, $\phi(\theta|\lambda)$, of θ , given λ , is given by

$$(2.6) \quad \phi(\theta|\lambda) = \xi(\lambda, \theta) [g(\lambda)]^{-1} .$$

We obtain for the regression of θ on λ

$$(2.7) \quad E(\theta|\lambda) = \lambda + \sigma^2 \frac{d}{d\lambda} \log g(\lambda) ,$$

which is not necessarily linear. The conditional variance of θ , given λ , can be written as

$$(2.8) \quad \text{Var.}(\theta|\lambda) = \sigma^4 \frac{d^2}{d\lambda^2} \log g(\lambda) + \sigma^2 ,$$

and the third and fourth conditional moments of θ about the mean, given λ , are obtained by

$$(2.9) \quad \mu_3(\theta|\lambda) = \sigma^6 \left[\frac{d^3}{d\lambda^3} \log g(\lambda) \right]$$

and

$$(2.10) \quad \mu_4(\theta|\lambda) = \sigma^4 \left[3 + 6\sigma^2 \left\{ \frac{d^2}{d\lambda^2} \log g(\lambda) \right\} + 3\sigma^4 \left\{ \frac{d^2}{d\lambda^2} \log g(\lambda) \right\}^2 + \sigma^4 \left\{ \frac{d^4}{d\lambda^4} \log g(\lambda) \right\} \right] ,$$

respectively.

When the density function, $g(\lambda)$, is not observable, $E(\theta|\lambda)$ can be approximated by the linear regression, or the best fitted linear function of λ in the sense that the discrepancies of the corresponding θ from this linear function are minimized by the least squares principle. Thus the quantity Q to be minimized is given by

$$(2.11) \quad Q = E[\theta - h(\lambda)]^2 ,$$

where $h(\lambda)$ is the linear function, and we obtain

$$(2.12) \quad h(\lambda) - E(\theta) = [\text{Var.}(\theta)]^{1/2} \text{Corr.}(\theta, \lambda) [\lambda - E(\lambda)] [\text{Var.}(\lambda)]^{-1/2},$$

where $\text{Corr.}(\theta, \lambda)$ is the product-moment correlation coefficient of θ and λ . From (2.2) we have

$$(2.13) \quad E(\theta) = E(\lambda),$$

and, from (2.1) and the related fundamental assumptions, we obtain

$$(2.14) \quad \text{Var.}(\theta) = \text{Var.}(\lambda) - \sigma^2$$

and

$$(2.15) \quad \text{Cov.}(\theta, \lambda) = \text{Var.}(\theta) + \text{Cov.}(\theta, \eta) = \text{Var.}(\lambda) - \sigma^2,$$

where $\text{Cov.}(\theta, \lambda)$ denotes the covariance of θ and λ . Substituting

(2.13), (2.14) and (2.15) into (2.12), we can write

$$\begin{aligned} (2.16)* \quad h(\lambda) &= [1 - \sigma^2 \{\text{Var.}(\lambda)\}^{-1}] [\lambda - E(\lambda)] + E(\theta) \\ &= [1 - \sigma^2 \{\text{Var.}(\lambda)\}^{-1}] \lambda + \sigma^2 [\text{Var.}(\lambda)]^{-1} E(\lambda) \\ &= \beta \lambda + \alpha. \end{aligned}$$

When θ and λ have a bivariate normal distribution as their joint distribution, we have

$$(2.17) \quad E(\theta|\lambda) = h(\lambda),$$

* Note these coefficients α and β are different from those in Samejima, 1977b. Let α^* and β^* be those in Samejima, 1977b. Then we can write $\alpha = -\alpha^*$, $\beta = 1 - \beta^*$ and $h(\lambda) = (1 - \beta^*)\lambda - \alpha^*$.

and the conditional variance of θ , given λ , can be written as

$$(2.18) \quad \text{Var.}(\theta|\lambda) = \sigma^2[1 - \sigma^2\{\text{Var.}(\lambda)\}^{-1}] .$$

By virtue of the asymptotic property of the maximum likelihood estimate, when the test information function, $I(\theta)$, is constant for the range of θ of our interest and its amount is substantially large, we can use the maximum likelihood estimate $\hat{\theta}$ for the estimate λ , with

$$(2.19) \quad \sigma^2 = [I(\theta)]^{-1}$$

(Samejima, 1975, 1977a, 1977b). Thus all the mathematical relationships developed for θ and λ so far can be applied for those of θ and $\hat{\theta}$ as an approximation, as far as the above condition for the test information function is satisfied.

III Bivariate Normal Approach Method

In the Normal Approximation Method, the bivariate distribution of θ and λ for each item score group is approximated by a bivariate normal distribution, and, using (2.17) and (2.18), the frequency distribution of θ for each item score group is estimated accordingly (Samejima, 1977b). The application of this method for the simulated data of five hundred hypothetical examinees (cf. Appendix I) turned out to be quite successful.

The assumption of the bivariate normality for the joint distribution of θ and λ can be avoided, however, if we can estimate the density function $g(\lambda)$ in an appropriate way, which enables us to estimate the regression of θ on λ directly through (2.7), and other conditional moments through (2.8), (2.9), (2.10), etc. Once this has been done, then we can approximate the conditional density, $\phi(\theta|\lambda)$, of θ , given λ , and then estimate the bivariate density function $\xi(\lambda, \theta)$ through the relationship

$$(3.1) \quad \xi(\lambda, \theta) = \phi(\theta|\lambda) g(\lambda) .$$

The marginal density function $f(\theta)$ can be estimated, therefore, through

$$(3.2) \quad f(\theta) = \int_{-\infty}^{\infty} \xi(\lambda, \theta) d\lambda .$$

The above procedure can be applied for each item score group of the item whose operating characteristics are being estimated, and the operating characteristic, $P_{x_g}(\theta)$, of the graded response category x_g of item g is estimated by

$$(3.3) \quad \hat{P}_{x_g}(\theta) = N_{x_g} \hat{f}_{x_g}(\theta) \left[\sum_{s=0}^m N_s \hat{f}_s(\theta) \right]^{-1},$$

where N_{x_g} is the number of examinees whose item scores are x_g , and $\hat{f}_{x_g}(\theta)$ is the estimated density function of θ for the group of all the examinees whose item scores are uniformly x_g .

In the present research, the density function, $g_{x_g}(\lambda)$, for each item score group is approximated by polynomials of degrees 3, 4 and 5 by the method of moments (Elderton and Johnson, 1969, Johnson and Kotz, 1970, Samejima, 1977c), adopted for the subset of the observed maximum likelihood estimates. Both the density function and the operating characteristics are estimated by using each of these three estimated density functions, and these cases are called Degree 3, 4 and 5 Cases, respectively. The conditional density, $\phi(\theta|\lambda)$, is approximated by a normal density function using the estimated first two moments as the two parameters, which are obtained through (2.7) and (2.8) by replacing $g(\lambda)$ by $\hat{g}_{x_g}(\lambda)$. The present procedure is called Bivariate P.D.F. Approach with Normal Approach Method, therefore, and is shortened as Bivariate Normal Approach Method. The integration in (3.2) is approximated by the simple sum of the products of the estimated bivariate density of θ at the midpoint of the subinterval of λ and the subinterval width. In the present research, the subinterval width adopted is 0.1.

IV Results I: Approximated Density Functions of the Maximum Likelihood Estimate $\hat{\theta}$ and Regressions of Ability θ on $\hat{\theta}$

Table 4-1 presents the coefficients of the polynomials of degrees 3, 4 and 5 approximating the density function of the maximum likelihood estimate $\hat{\theta}$, for each of the two item score groups, i.e., the failure and success groups, for each of the ten binary items. Each polynomial has the form

$$(4.1)^* \quad \hat{g}(\hat{\theta}) = \alpha + \beta\hat{\theta} + \gamma\hat{\theta}^2 + \delta\hat{\theta}^3 + \nu\hat{\theta}^4 + \zeta\hat{\theta}^5,$$

with the fifth and sixth terms excluded in Degree 3 Case, and with the sixth term excluded in Degree 4 Case. Also presented in the same table are the coefficients of the polynomials derived as the first derivative, the second derivative, etc., of each approximated density function, which are used in estimating the conditional moments of θ , given $\hat{\theta}$. The first through fourth conditional moments and the coefficients β_1 and β_2 and Pearson's criterion κ (Elderton and Johnson, 1969, Samejima, 1977c) are presented as Table A-2-1 of Appendix II.

Figure 4-1 presents these polynomials which are readjusted proportionally to the relative sizes of the item score groups for each item, so that the sum of the two areas of the curves for the success and failure groups should make unity. For convenience, hereafter, we shall call them approximated shared density functions of item g . The actual frequency distributions of the maximum likelihood estimate for the two item score groups, which are also adjusted to the relative sizes of the groups in the same manner as the approximated polynomials, are shown in the same figure for the sake of comparison. The curves for the polynomials are truncated for the values less than zero. Unusual rises of the curves

* For simplicity, $\hat{g}(\hat{\theta})$ is used instead of $\hat{g}_{x_g}(\hat{\theta})$, etc.

TABLE 4-1

Coefficients of the Polynomials Obtained by the Method of Moments Which Is Applied for the Maximum Likelihood Estimates $\hat{\theta}$ for Each Item Score Group of Each of the Ten Binary Items. They Are Adjusted to Make the Total Frequency of Each Score Group Unity. Also Presented Are the Coefficients of the Polynomials Derived by the Successive Differentiations of the Original Polynomials.

DEGREE 3 CASE: Failure

ITEM	$\hat{\alpha}$	$\hat{\beta}$	$\hat{\gamma}$	$\hat{\delta}$
1	-12.63685 -16.74922 -12.30370 -4.22304	-16.74922 -12.30370 -4.22304	-6.15185 -2.11152	-0.70364
2	0.65612 2.05618 4.27154 3.17421	2.05618 4.27154 3.17421	2.13577 1.58715	0.52505
3	-0.02069 0.54655 2.08423 1.74613	0.54655 2.08423 1.74613	1.04212 0.87306	0.29102
4	0.09447 -0.12785 0.38563 0.49667	-0.12785 0.28563 0.49667	0.15482 0.24932	0.08211
5	0.13522 -0.19417 0.22550 0.40176	-0.19417 0.22550 0.40176	0.11475 0.20088	0.06656
6	0.21324 -0.16811 -0.02451 0.12244	-0.16811 -0.02451 0.12244	-0.01225 0.06622	0.02207
7	0.24407 -0.14805 -0.05374 0.10292	-0.14805 -0.05374 0.10292	-0.02687 0.05146	0.01715
8	0.23419 -0.09575 -0.03522 0.08404	-0.09575 -0.03522 0.08404	-0.01761 0.04202	0.01401
9	0.25529 -0.05016 -0.06428 0.02207	-0.05016 -0.06428 0.02207	-0.02214 0.01103	0.00368
10	0.24009 -0.03561 -0.04882 0.02209	-0.03561 -0.04882 0.02209	-0.02441 0.01104	0.00368

TABLE 4-1: Coefficients of the Polynomials
(Continued)

DEGREE 3 CASE: Success

ITEM	$\hat{\alpha}$	$\hat{\beta}$	$\hat{\gamma}$	$\hat{\delta}$
1	0.23023 0.00818 -0.03931 -0.00457	0.00818 -0.03931 -0.00457	-0.01566 -0.00249	-0.00063
2	0.24030 0.03501 -0.04845 -0.02044	0.03501 -0.04845 -0.02044	-0.02422 -0.01022	-0.00241
3	0.25911 0.04761 -0.06301 -0.01567	0.04761 -0.06301 -0.01567	-0.02150 -0.00584	-0.00328
4	0.24363 0.08135 -0.05038 -0.05211	0.08135 -0.05038 -0.05211	-0.02515 -0.02605	-0.00868
5	0.24020 0.15146 -0.04556 -0.11454	0.15146 -0.04556 -0.11454	-0.02258 -0.05747	-0.01916
6	0.21257 0.16724 -0.01904 -0.14021	0.16724 -0.01904 -0.14021	-0.00952 -0.07011	-0.02337
7	0.10047 0.22725 0.20156 -0.51220	0.22725 0.20156 -0.51220	0.15078 -0.25610	-0.08537
8	0.11109 0.06830 0.54127 -0.62407	0.06830 0.54127 -0.62407	0.27063 -0.31703	-0.10568
9	0.32232 -1.24074 3.01045 -2.33785	-1.24074 3.01045 -2.33785	1.50525 -1.16893	-0.38564
10	0.68666 -1.35388 2.55546 -1.81037	-1.35388 2.55546 -1.81037	1.27773 -0.50519	-0.30173

TABLE 4-1: Coefficients of the Polynomials
(Continued)

DEGREE 4 CASE: Failure					
ITEM	$\hat{\alpha}$	$\hat{\beta}$	$\hat{\gamma}$	$\hat{\delta}$	$\hat{\nu}$
1	137.77905 267.04004 378.84937 348.45150 156.16150	267.04004 378.84937 348.45150 156.16150	189.42471 174.22595 78.08075	58.07532 26.02692	6.50673
2	0.37436 0.94272 1.33583 -1.17588 -2.91753	0.54272 1.33583 -1.17588 -2.91753	0.66792 -0.51754 -1.45877	-0.19598 -0.48626	-0.12156
3	4.82321 12.33854 25.38846 28.12296 14.08853	12.33854 25.38846 28.12296 14.08853	12.65423 14.06658 7.04447	4.68899 2.34816	0.58704
4	0.12594 -0.08551 0.08158 -0.41113 -0.75920	-0.08551 0.08158 -0.41113 -0.75920	0.04079 -0.20557 -0.35560	-0.06852 -0.13320	-0.03330
5	0.11746 -0.16150 0.52715 1.03724 0.45448	-0.16150 0.52715 1.03724 0.45448	0.26357 0.51662 0.24724	0.17287 0.08241	0.02060
6	0.15842 -0.15701 0.01501 0.11200 -0.07617	-0.15701 0.01501 0.11200 -0.07617	0.00751 0.05600 -0.03808	0.01867 -0.01269	-0.00317
7	0.24525 -0.16630 -0.06401 0.16401 0.08295	-0.16630 -0.06401 0.16401 0.08295	-0.03200 0.08200 0.04197	0.02723 0.01399	0.00350
8	0.23113 -0.09470 -0.02535 0.07297 -0.02517	-0.09470 -0.02535 0.07297 -0.02517	-0.01268 0.03648 -0.01259	0.01216 -0.00420	-0.00105
9	0.24500 -0.03681 -0.03308 -0.00546 -0.07160	-0.03681 -0.03308 -0.00546 -0.07160	-0.01654 -0.00273 -0.03580	-0.00091 -0.01193	-0.00298
10	0.22176 -0.03174 -0.00656 0.01592 -0.06718	-0.03174 -0.00656 0.01592 -0.06718	-0.00348 0.00796 -0.03359	0.00265 -0.01120	-0.00280

TABLE 4-1: Coefficients of the Polynomials
(Continued)

DEGREE 4 CASE: Success					
ITEM	$\hat{\alpha}$	$\hat{\beta}$	$\hat{\gamma}$	$\hat{\delta}$	$\hat{\nu}$
1	0.20613	C.00201	C.01142	C.00072	-0.00469
	C.00301	C.02284	0.00218	-C.01876	
	0.02284	C.00476	-0.05628		
	0.00426	-0.11257			
	-0.11257				
2	0.22116	C.03694	-0.01379	-0.00392	-0.00140
	0.03694	-0.02758	-0.01176	-0.00558	
	-0.02758	-0.02352	-0.01675		
	-C.02352	-C.03350			
	-0.03350				
3	0.25221	0.04639	-0.02292	-0.00281	-0.00116
	0.04639	-C.04784	-0.00844	-C.00465	
	-C.04784	-C.01689	-0.01395		
	-0.01689	-0.02789			
	-0.02789				
4	0.22845	C.07794	-C.00555	-C.00766	-0.00297
	0.07794	-0.01111	-0.02297	-0.01189	
	-0.01111	-C.04594	-0.02567		
	-0.04594	-C.07135			
	-0.07135				
5	C.23661	C.14053	-0.01505	-0.01397	-0.00251
	0.14053	-0.03018	-C.04191	-C.01003	
	-0.03018	-C.08381	-C.03009		
	-0.08381	-0.06017			
	-C.06017				
6	0.15183	0.14840	0.02247	-C.01665	-0.00603
	0.14840	C.04492	-0.04596	-0.02414	
	0.04492	-0.09992	-0.07241		
	-0.09992	-0.14481			
	-C.14481				
7	0.08335	C.23740	C.23427	-C.16529	0.01813
	0.23740	0.46854	-0.49586	C.07251	
	0.46854	-0.99172	C.21752		
	-C.99172	C.43504			
	C.43504				
8	0.11252	C.07002	0.25919	-C.09664	-0.00190
	C.07002	C.51827	-C.28993	-C.00761	
	0.51827	-C.57685	-C.02284		
	-0.57685	-0.04569			
	-0.04569				
9	5.38818	-15.53051	15.41597	-5.99455	C.79801
	-15.53051	30.82194	-17.58262	2.19204	
	30.82194	-35.96725	5.57613		
	-35.96725	19.15225			
	19.15225				
10	C.86805	-2.02560	2.00911	-C.63166	0.05109
	-2.02560	4.01823	-1.89499	0.20428	
	4.01823	-3.78998	C.61212		
	-3.78998	1.22626			
	1.22626				

TABLE 4-1: Coefficients of the Polynomials
(Continued)

DEGREE 5 CASE: Failure						
ITEM	$\hat{\alpha}$	$\hat{\beta}$	$\hat{\gamma}$	$\hat{\delta}$	$\hat{\nu}$	$\hat{\zeta}$
1	650.45730	1470.53000	1302.95200	565.37590	170.39730	10.08596
	1470.93000	2805.90400	1656.12700	481.56950	50.42981	
	2605.90400	3252.25500	1444.76800	201.71920		
	3392.25500	2889.53700	605.15770			
	2889.53700	1210.31500				
1210.31500						
2	-0.30289	-2.62252	-5.78736	-5.34511	-1.98569	-0.25004
	-2.62252	-11.57472	-16.03532	-7.94278	-1.25021	
	-11.57472	-32.07065	-23.82834	-5.00065		
	-32.07065	-47.65668	-15.00256			
	-47.65668	-30.00513				
-30.00513						
3	-5.25593	-20.24649	-28.22754	-15.98047	-6.30393	-0.73584
	-20.24649	-58.45508	-59.94141	-25.21570	-3.67921	
	-58.45508	-119.88280	-75.64705	-14.71684		
	-119.88280	-151.29410	-44.15051			
	-151.29410	-88.30103				
-88.30103						
4	0.14584	0.00752	0.02311	-0.26306	-0.15805	-0.02192
	0.00752	0.04623	-0.78617	-0.63221	-0.10559	
	0.04623	-1.57823	-1.85662	-0.43834		
	-1.57823	-3.79325	-1.21503			
	-3.79325	-2.63005				
-2.63005						
5	0.13075	-0.14222	0.14572	-0.02407	-0.07649	-0.01511
	-0.14222	0.25144	-0.07221	-0.30556	-0.07555	
	0.25144	-0.14441	-0.91789	-0.30220		
	-0.14441	-1.83578	-0.50661			
	-1.83578	-1.81221				
-1.81221						
6	0.19955	-0.15320	0.00545	0.01626	-0.00277	0.00030
	-0.15320	0.01090	0.04675	-0.01106	0.00152	
	0.01090	0.09757	-0.02319	0.00608		
	0.09757	-0.06638	0.01824			
	-0.06638	0.03647				
0.03647						
7	0.25900	-0.17172	-0.07499	0.02358	0.02033	0.00463
	-0.17172	-0.14598	0.07194	0.08133	0.02314	
	-0.14598	0.14388	0.24400	0.09254		
	0.14388	0.48801	0.27762			
	0.48801	0.55525				
0.55525						
8	0.23269	-0.09217	-0.01603	0.01009	-0.00024	0.00037
	-0.09217	-0.02206	0.02026	-0.00058	0.00183	
	-0.02206	0.06053	-0.00294	0.00731		
	0.06053	-0.00588	0.02154			
	-0.00588	0.04389				
0.04389						
9	0.25511	-0.02419	-0.02856	-0.01025	-0.00020	0.00145
	-0.02419	-0.05751	-0.03074	-0.00080	0.00724	
	-0.05751	-0.06148	-0.00240	0.02895		
	-0.06148	-0.00481	0.06666			
	-0.00481	0.17373				
0.17373						
10	0.22190	-0.03023	-0.00370	0.00184	-0.00276	0.00008
	-0.03023	-0.00741	0.00553	-0.01104	0.00042	
	-0.00741	0.01105	-0.02312	0.00168		
	0.01105	-0.06626	0.00503			
	-0.06626	0.01005				
0.01005						

TABLE 4-1: Coefficients of the Polynomials
(Continued)

DEGREE 5 CASE: Success

ITEM	$\hat{\alpha}$	$\hat{\beta}$	$\hat{\gamma}$	$\hat{\delta}$	$\hat{\nu}$	$\hat{\xi}$
1	0.20711	-0.00678	0.00565	0.00783	-0.00435	-0.00083
	-0.00878	0.01525	0.02348	-0.01739	-0.00414	
	0.01529	0.04657	-0.05217	-0.01657		
	0.04657	-0.10433	-0.04970			
	-0.10433	-0.05940				
-0.05940						
2	0.22832	0.00629	-0.00925	0.01244	-0.00217	-0.00169
	0.00629	-0.01551	0.03732	-0.00669	-0.00845	
	-0.01851	0.07463	-0.02607	-0.03382		
	0.07463	-0.05213	-0.10145			
	-0.05213	-0.20290				
-0.20290						
3	0.25848	-0.00487	-0.03337	0.02852	0.00065	-0.00371
	-0.00487	-0.06674	0.08556	0.00276	-0.01857	
	-0.06674	0.17112	0.00028	-0.07427		
	0.17112	0.01655	-0.22280			
	0.01655	-0.44560				
-0.44560						
4	0.23153	0.04260	-0.01112	0.01370	-0.00185	-0.00250
	0.04260	-0.02325	0.04111	-0.00757	-0.01250	
	-0.02325	0.08222	-0.02271	-0.04599		
	0.08222	-0.04542	-0.14597			
	-0.04542	-0.25555				
-0.25555						
5	0.24524	0.13259	-0.03885	-0.00384	0.00501	-0.00291
	0.13259	-0.07770	-0.01152	0.02004	-0.01453	
	-0.07770	-0.02305	0.06013	-0.05814		
	-0.02305	0.12026	-0.17441			
	0.12026	-0.34881				
-0.34881						
6	0.15612	0.13469	0.01336	-0.00653	-0.00393	-0.00151
	0.13469	0.02672	-0.01558	-0.01572	-0.00756	
	0.02672	-0.03915	-0.04717	-0.03023		
	-0.03915	-0.05434	-0.05070			
	-0.05434	-0.18140				
-0.18140						
7	0.08994	0.15482	0.20718	-0.04082	-0.06095	0.01436
	0.15482	0.41425	-0.12245	-0.24357	0.07178	
	0.41425	-0.24485	-0.73192	0.28712		
	-0.24485	-1.46384	0.86137			
	-1.46384	1.72273				
1.72273						
8	0.13918	0.00786	0.02137	0.25781	-0.24865	0.04159
	0.00786	0.06274	1.07344	-0.59475	0.20797	
	0.06274	2.14688	-2.58425	0.83187		
	2.14688	-5.56650	2.49561			
	-5.56650	4.99121				
4.99121						
9	5.62291	-16.36681	16.53229	-6.69630	1.00724	-0.02383
	-16.36681	33.06458	-20.08888	4.02895	-0.11916	
	33.06458	-40.17776	12.06664	-0.47665		
	-40.17776	24.17368	-1.42994			
	24.17368	-2.85587				
-2.85587						
10	1.85480	-6.68246	5.43777	-5.98742	1.82668	-0.21998
	-6.68246	18.87553	-17.56227	7.20670	-1.09987	
	18.87553	-35.62453	21.62010	-4.39550		
	-35.62453	43.84021	-13.15649			
	43.84021	-26.35659				
-26.35659						

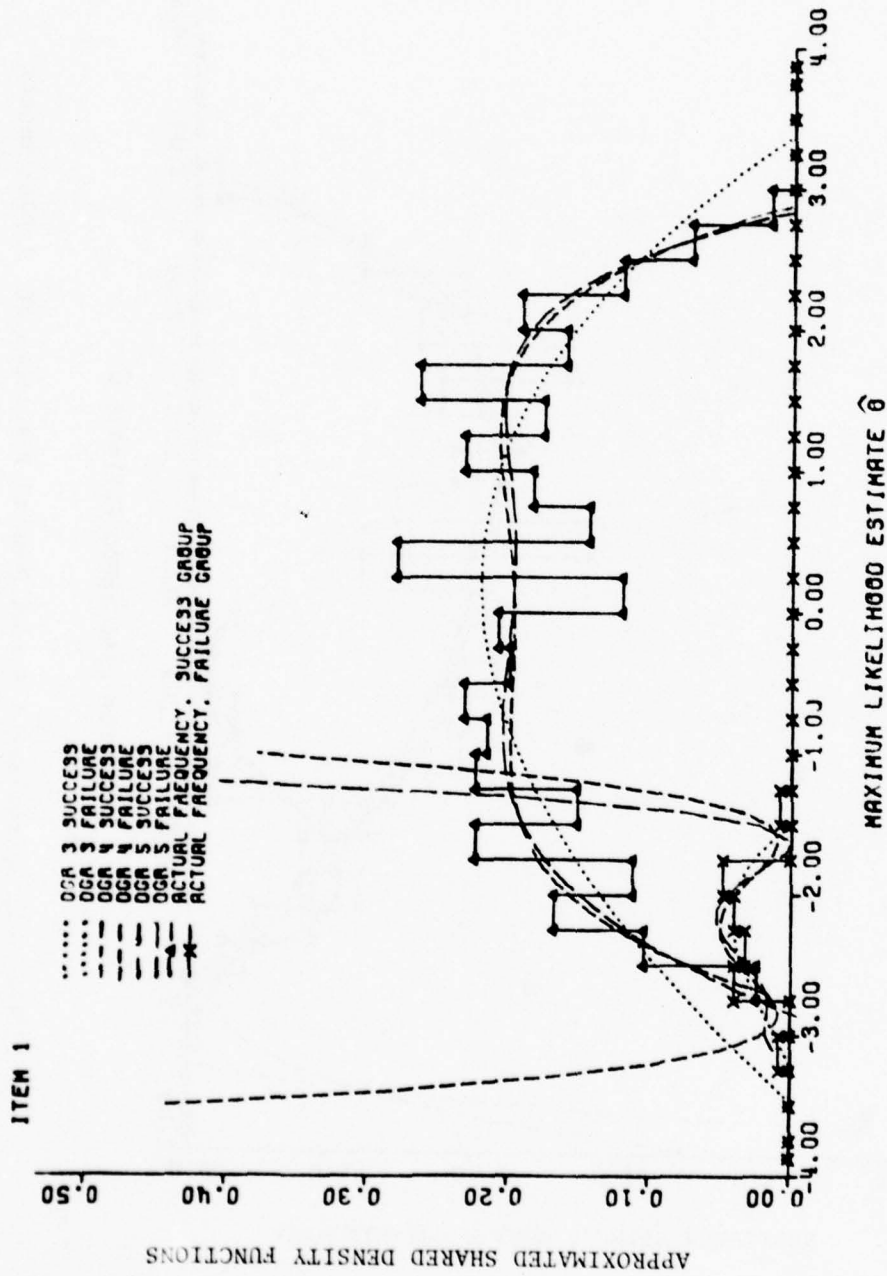


FIGURE 4-1

Estimated Shared Density Functions of the Maximum Likelihood Estimate for Each Item Score Group of Each of the Ten Binary Items, Obtained by Fitting Polynomials of Degrees 3, 4, and 5 by the Method of Moments. Also Presented Are the Corresponding Actual Frequency Ratios of the Maximum Likelihood Estimates.

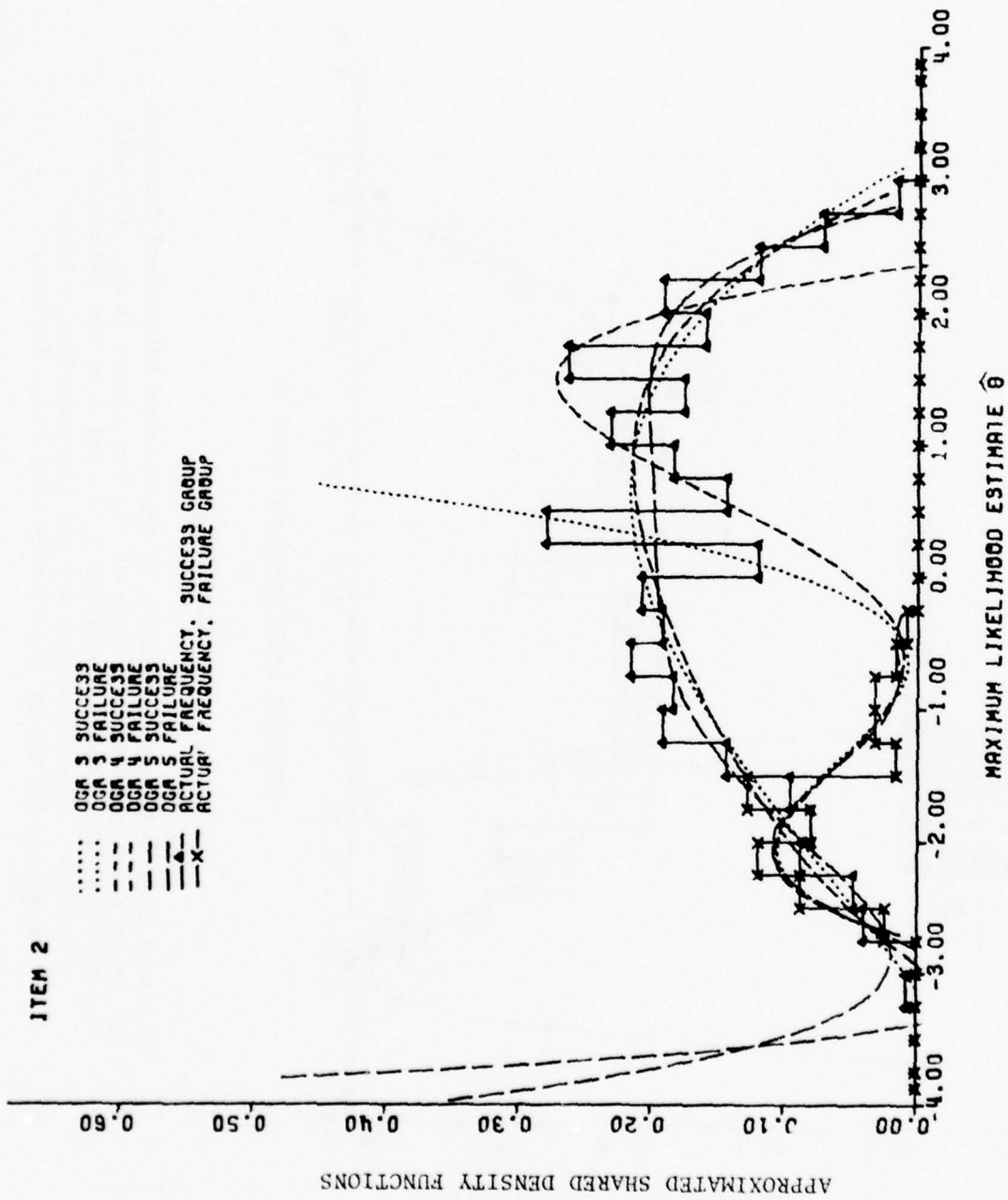


FIGURE 4-1: Approximated Shared Density Functions of $\hat{\theta}$ (Continued)

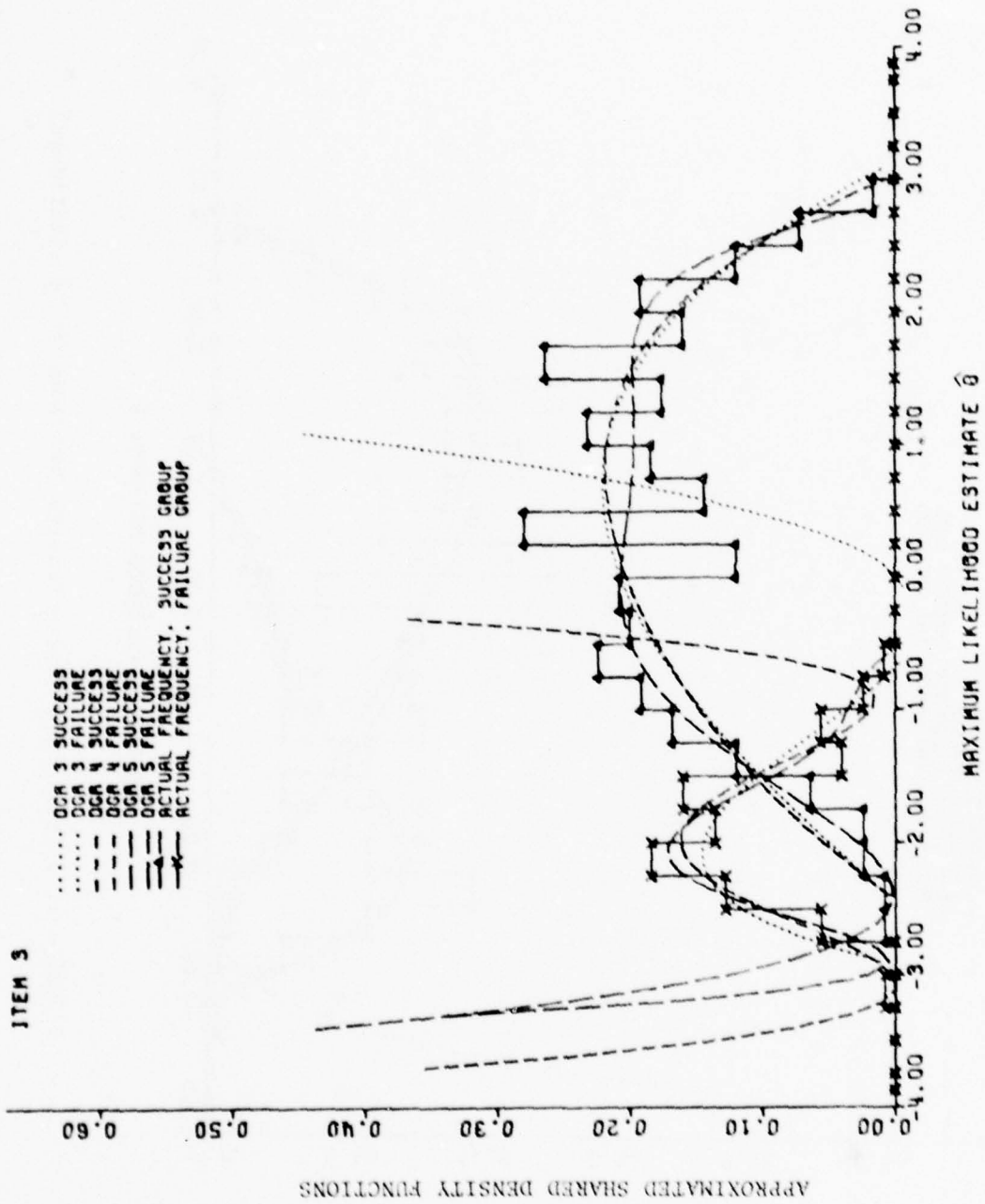


FIGURE 4-1: Approximated Shared Density Functions of $\hat{\theta}$ (Continued)

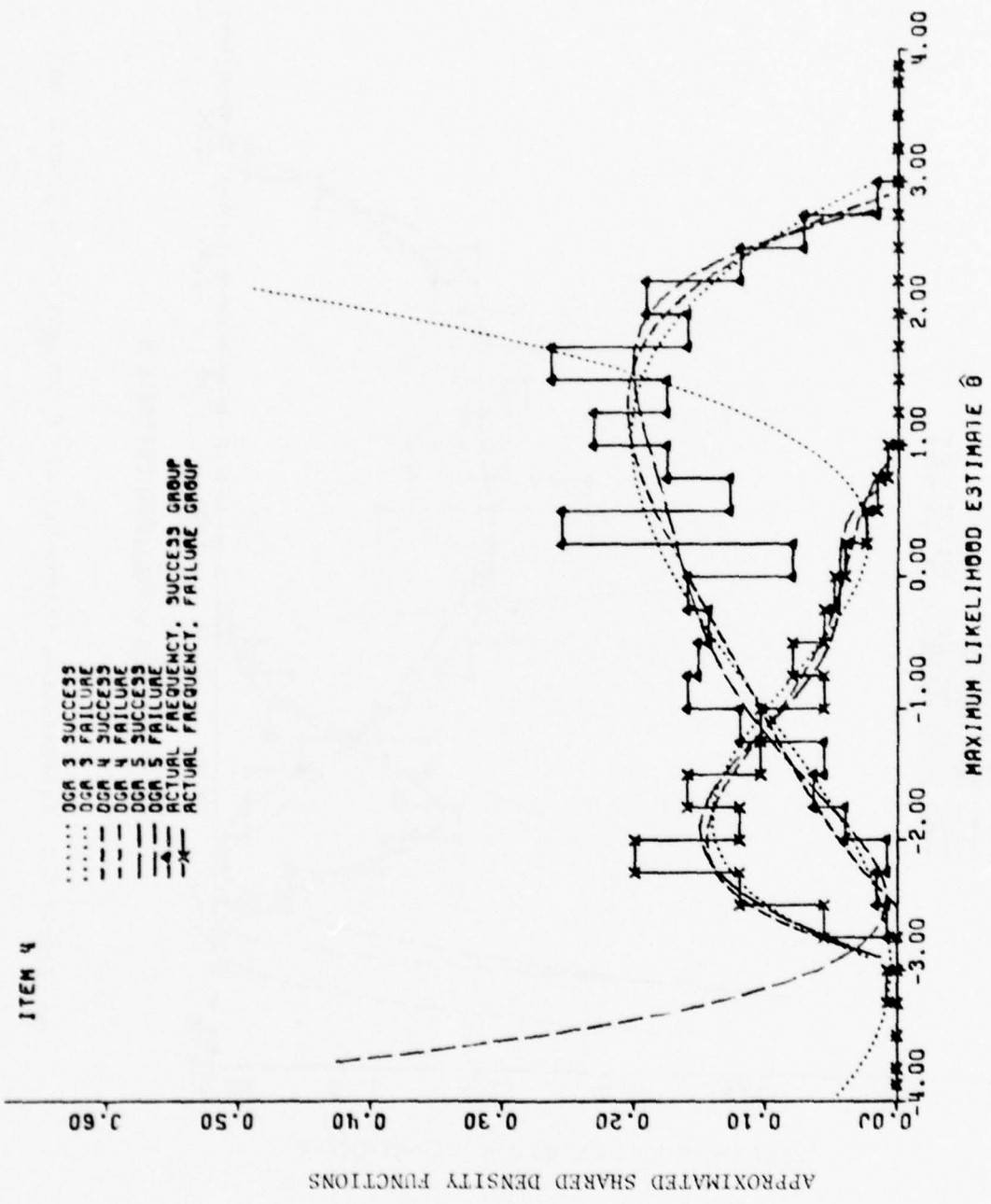


FIGURE 4-1: Approximated Shared Density Functions of $\hat{\theta}$ (Continued)

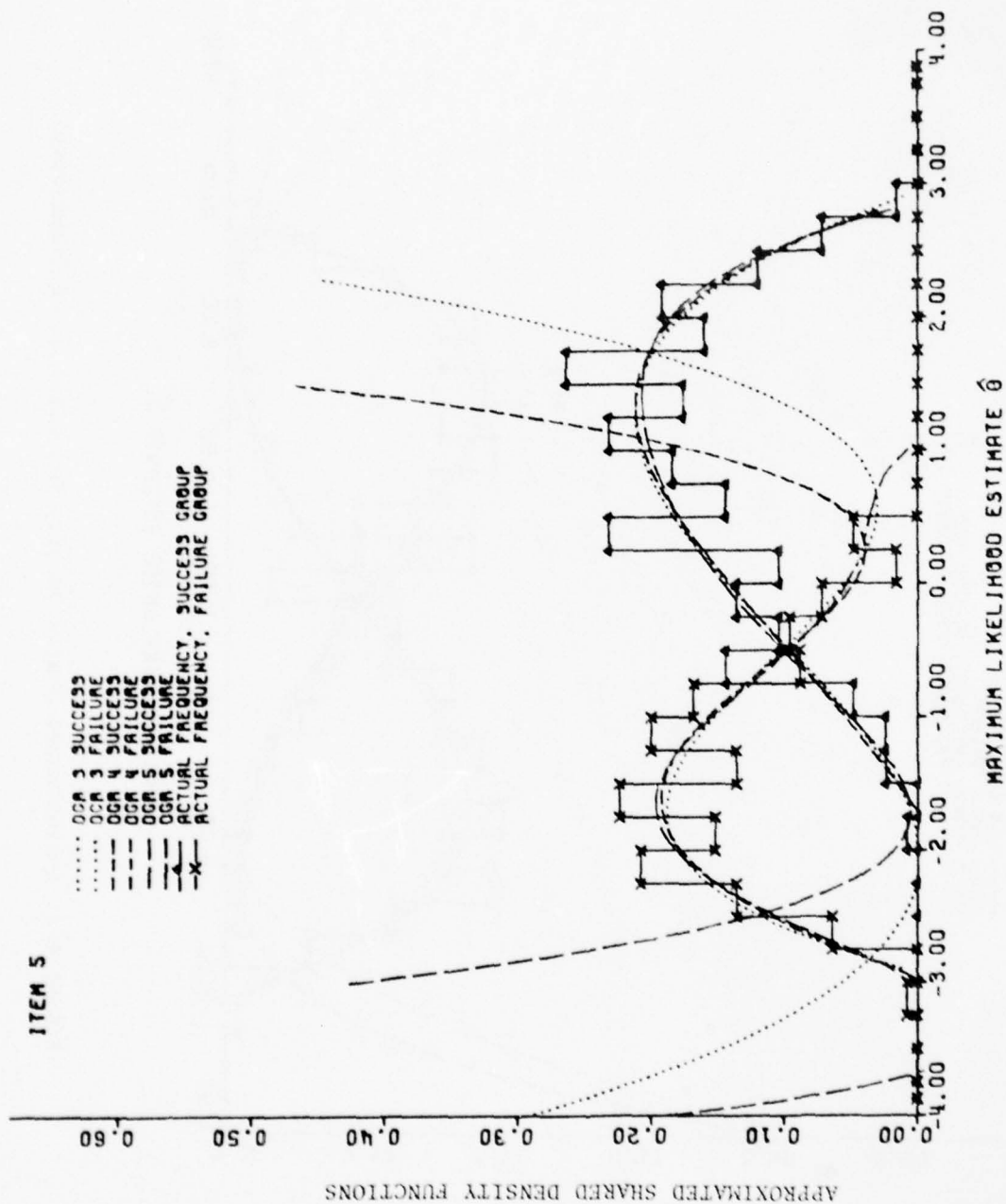


FIGURE 4-1: Approximated Shared Density Functions of $\hat{\theta}$ (Continued)

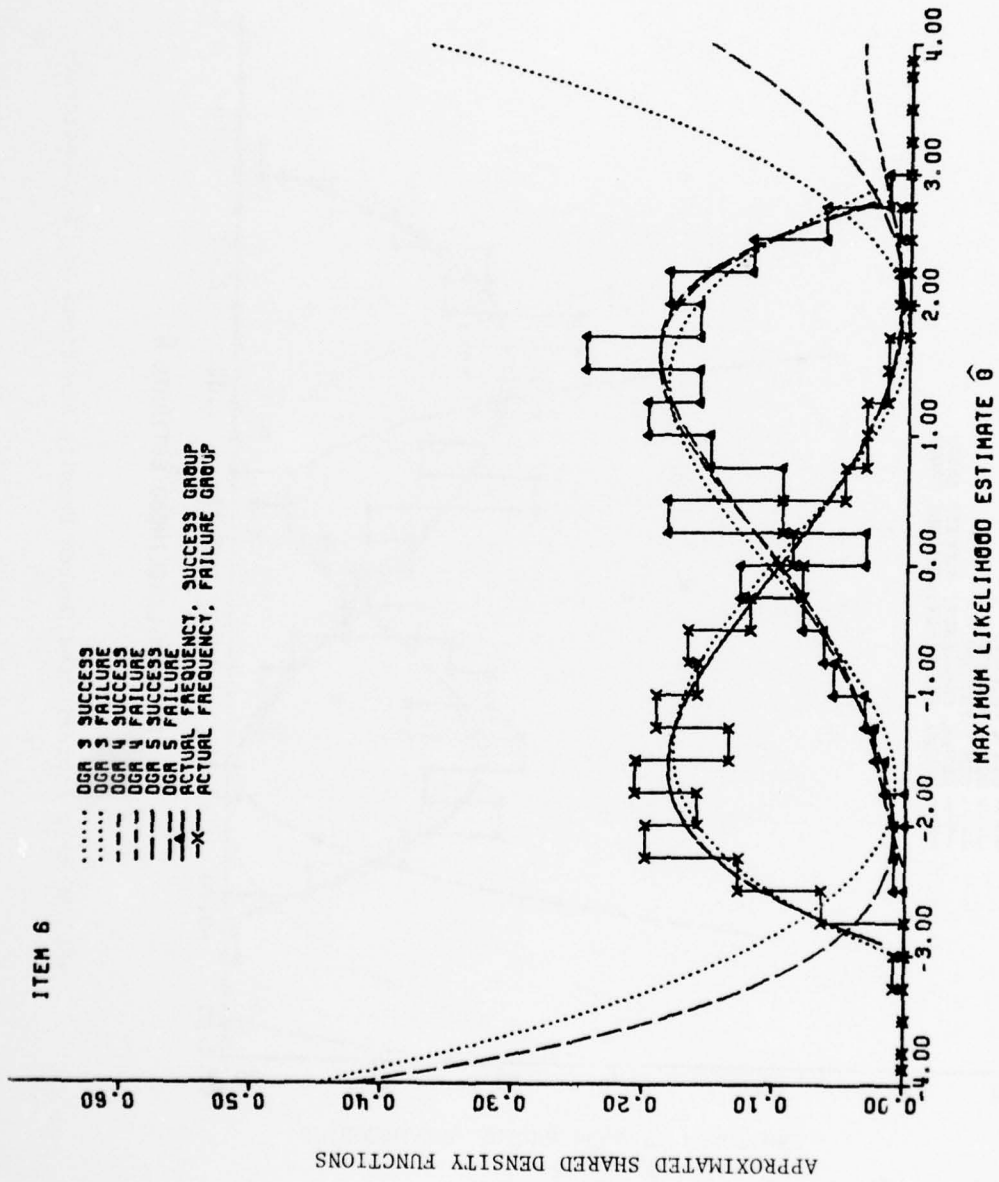


FIGURE 4-1: Approximated Shared Density Functions of $\hat{\theta}$ (Continued)

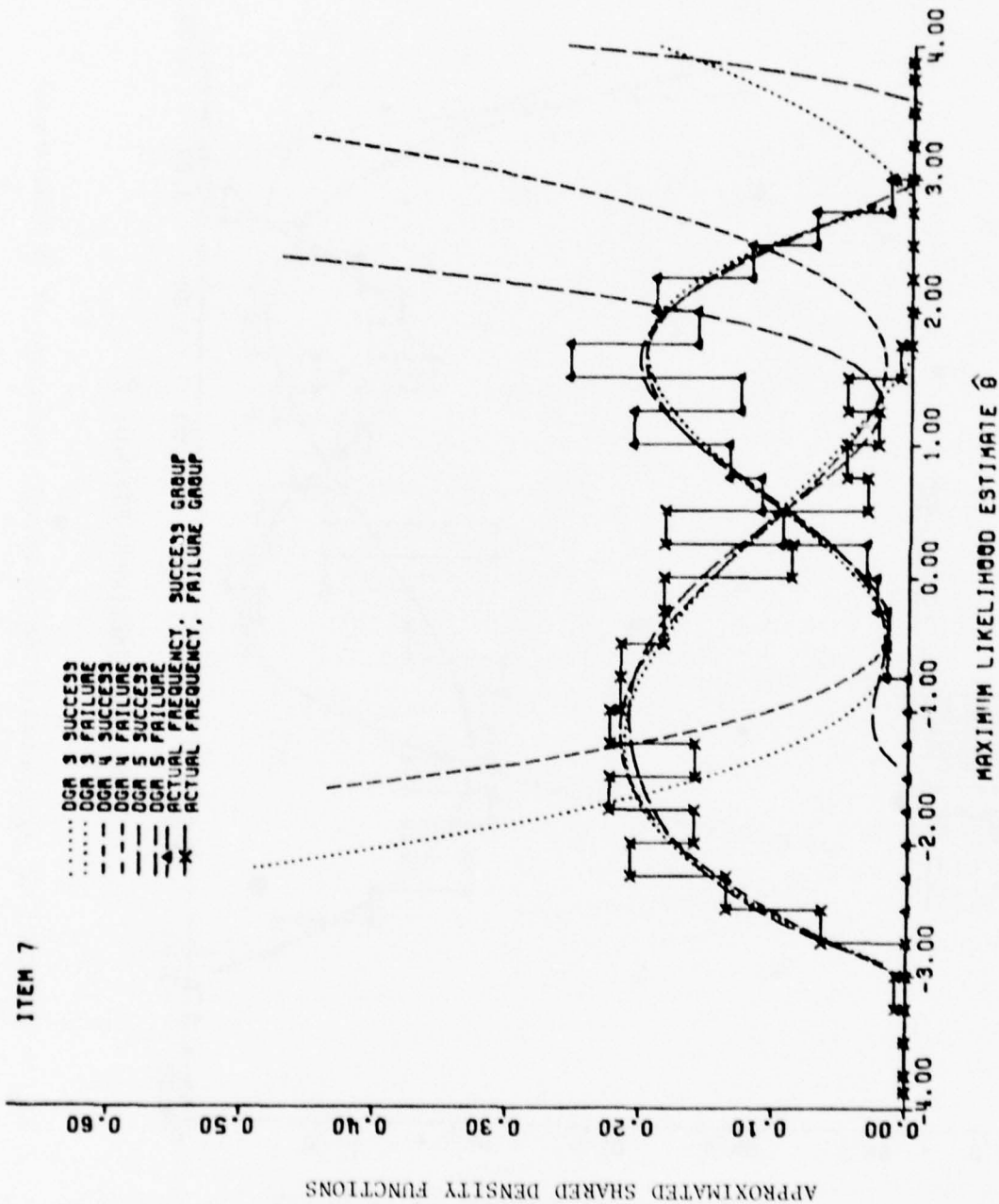


FIGURE 4-1: Approximated Shared Density Functions of $\hat{\theta}$ (Continued)

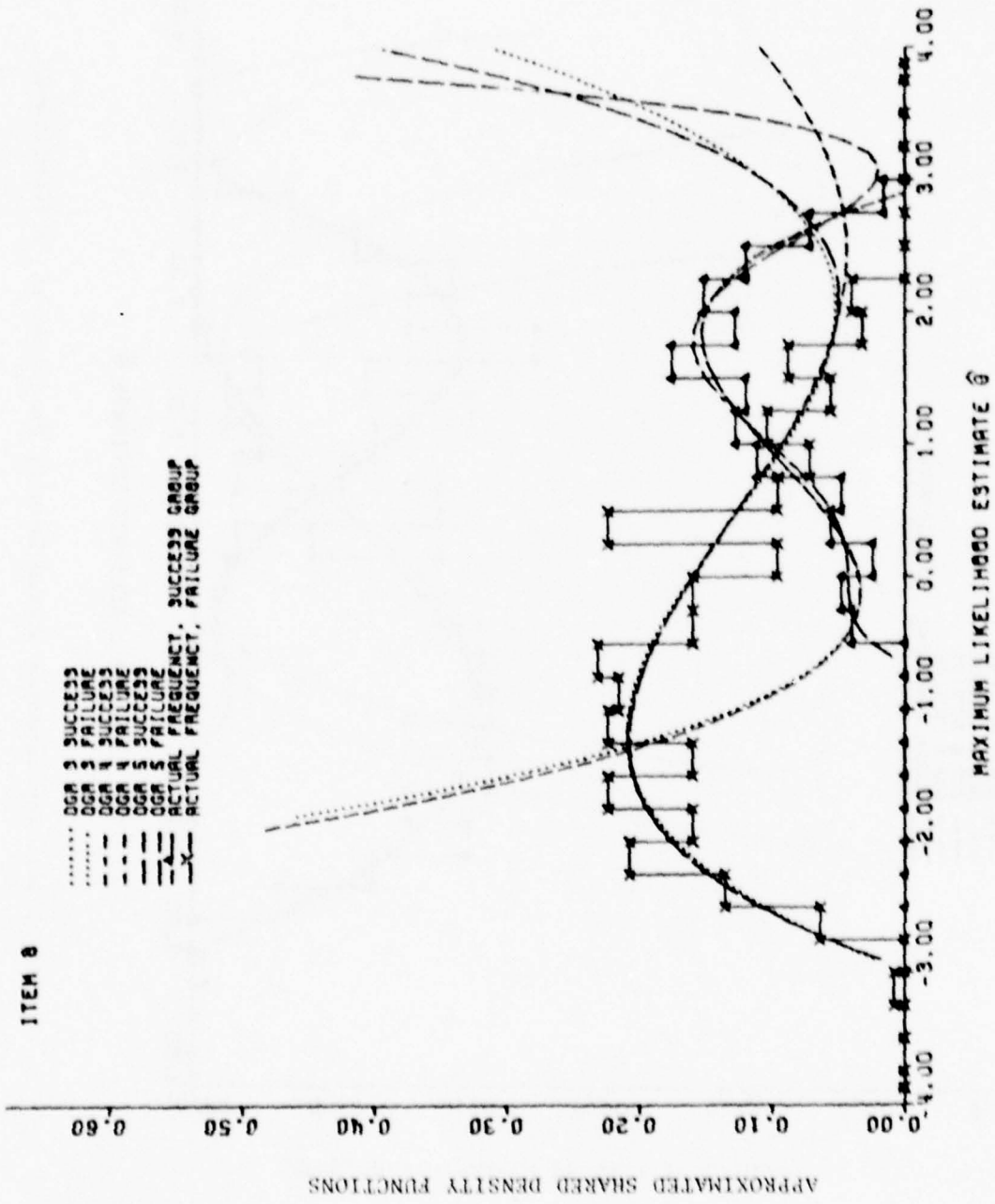


FIGURE 4-1: Approximated Shared Density Functions of $\hat{\theta}$ (Continued)

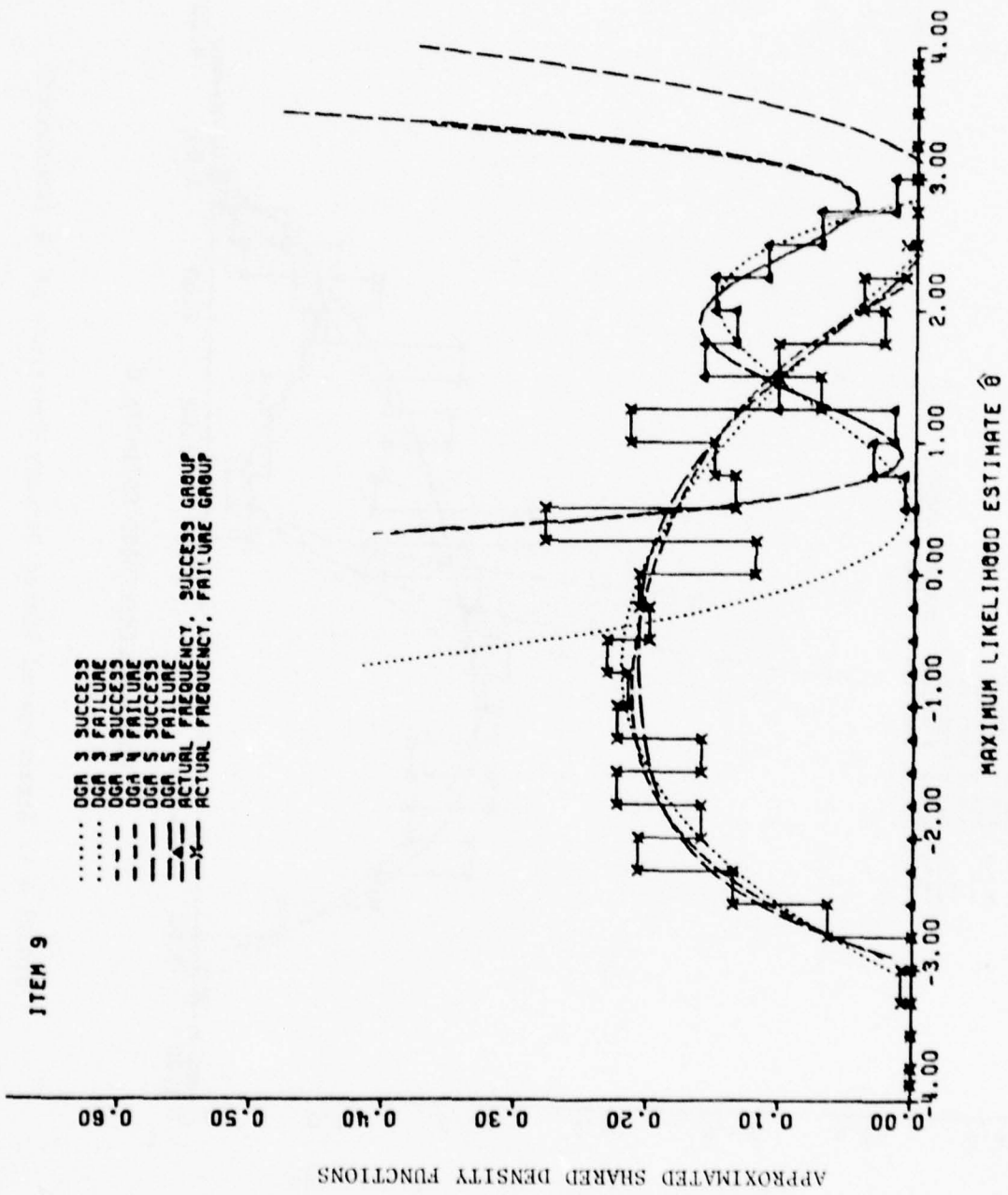


FIGURE 4-1: Approximated Shared Density Functions of $\hat{\theta}$ (Continued)

30

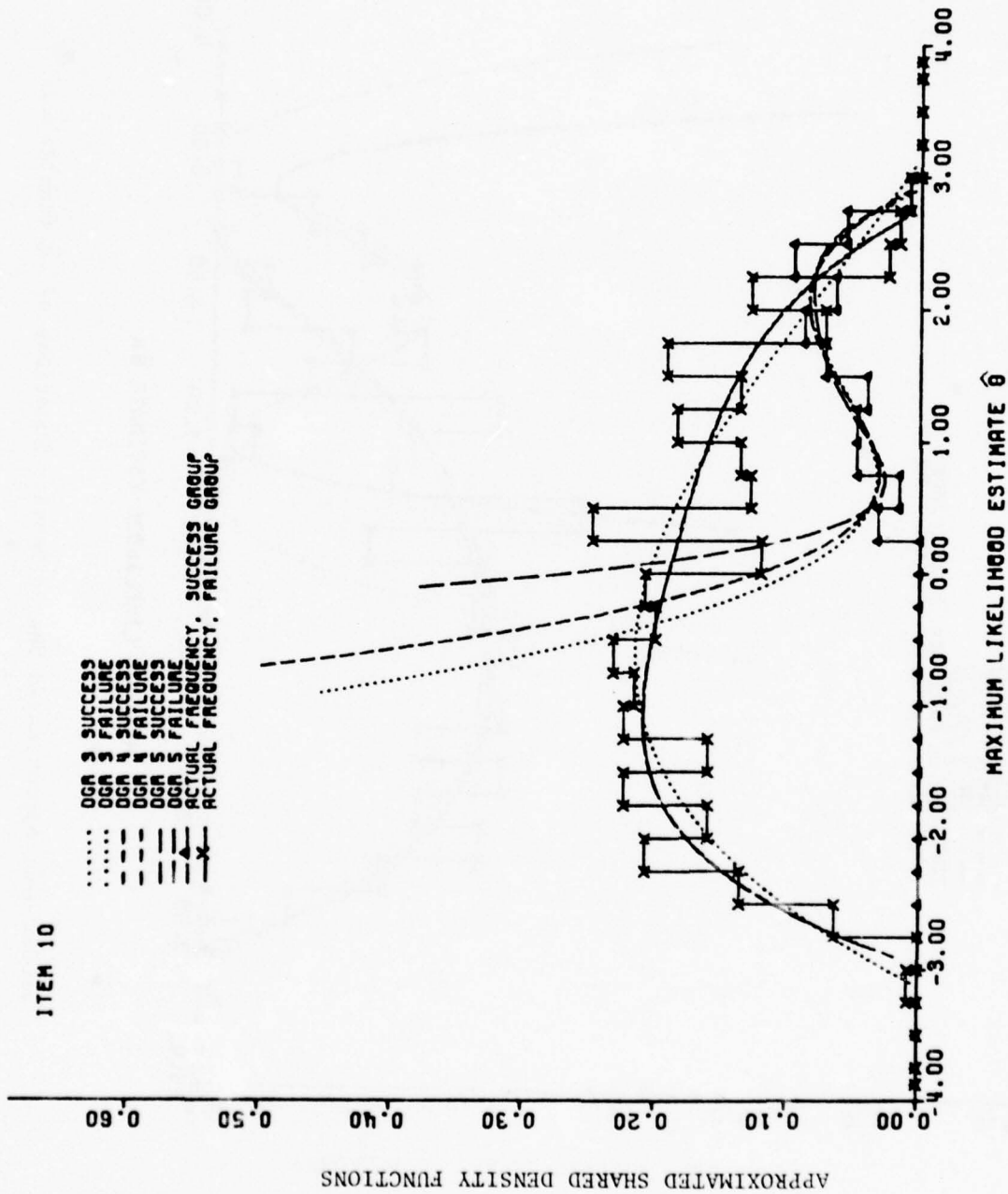


FIGURE 4-1: Approximated Shared Density Functions of $\hat{\theta}$ (Continued)

are plotted, however, to show how the polynomials fitted by the method of moments can assume unusual values outside the range of the actual maximum likelihood estimates in our data. It can be observed that for the items whose difficulty levels are intermediate, like items 5, 6, 7 and 8, the three curves are close to one another, for both the success and failure groups. In some of the other cases, the discrepancies among the three curves are substantial, like those of degree 3 for the success groups of items 1 and 9 and for the failure groups of items 1, 3 and 10, and those of degree 5 for the success groups of items 2 and 3.

Figure 4-2 presents the theoretical regression of ability θ on its maximum likelihood estimate $\hat{\theta}$, which is obtained by

$$(4.2) \quad E(\theta|\hat{\theta}) = \int_{-\infty}^{\infty} \theta \xi(\hat{\theta}, \theta) d\theta \left[\int_{-\infty}^{\infty} \xi(\hat{\theta}, \theta) d\theta \right]^{-1},$$

where

$$(4.3) \quad \xi(\hat{\theta}, \theta) = P_g(\theta) f(\theta) \psi(\hat{\theta}|\theta) \left[\int_{-\infty}^{\infty} P_g(\theta) f(\theta) d\theta \right]^{-1},$$

$$(4.4) \quad P_g(\theta) = [2\pi]^{-1/2} \int_{-\infty}^{a_g(\theta-b_g)} \exp[-t^2/2] dt,$$

$$(4.5) \quad f(\theta) \begin{cases} = 0.2 & \text{for } -2.5 < \theta < 2.5 \\ = 0.0 & \text{otherwise,} \end{cases}$$

$$(4.6) \quad \psi(\hat{\theta}|\theta) = [2\pi\sigma^2]^{-1/2} \exp[-(\hat{\theta}-\theta)^2/(2\sigma^2)],$$

and the item parameters a_g and b_g are as shown in the columns labeled "TRUE" in Tables 6-3 and 6-4, respectively, for the success group of each of the ten binary items, and by replacing $P_g(\theta)$ by $Q_g(\theta)$ such that

$$(4.7) \quad Q_g(\theta) = 1 - P_g(\theta)$$

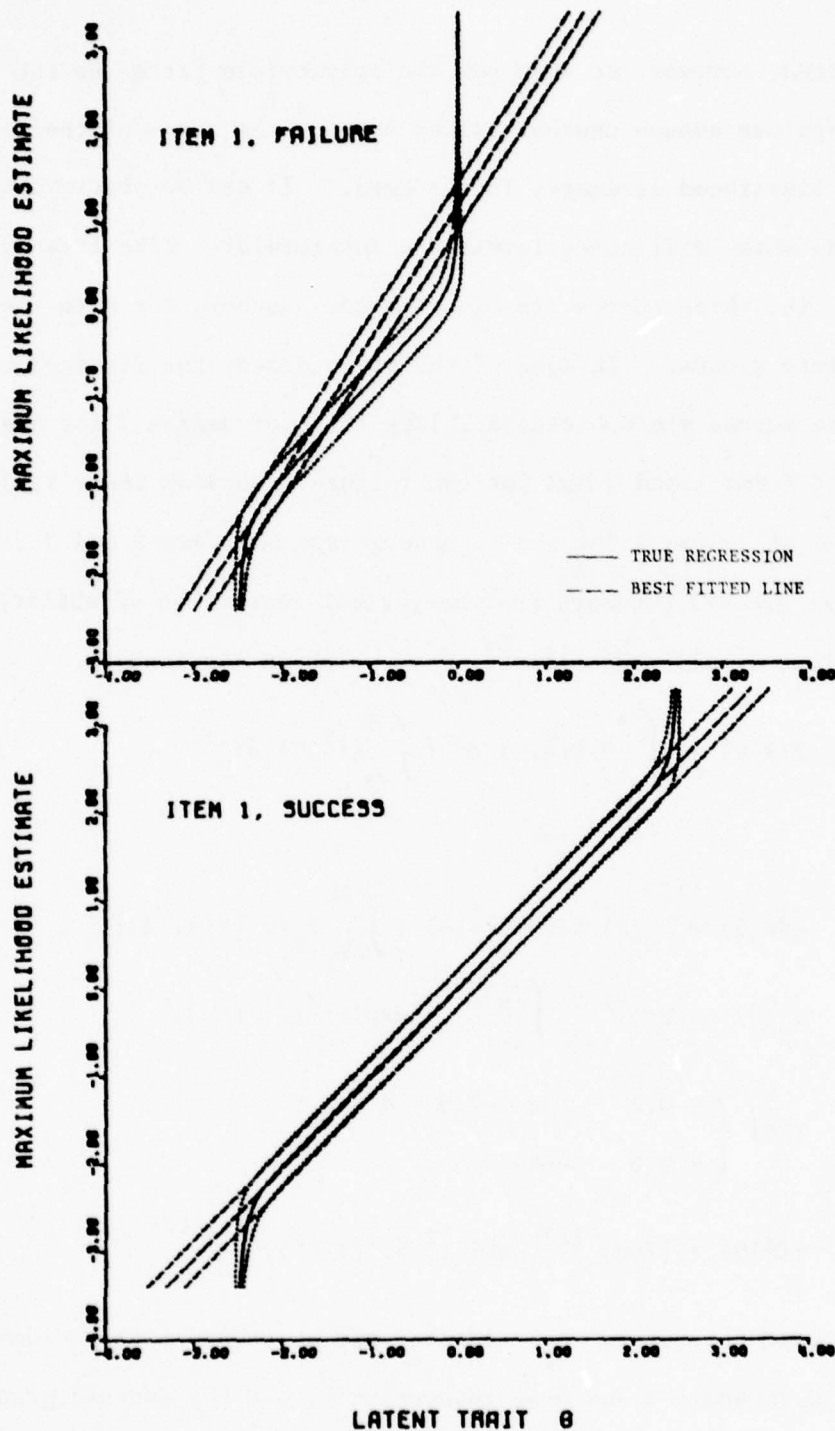


FIGURE 4-2

Comparison of the Theoretical Regression for Ability θ on Its Maximum Likelihood Estimate $\hat{\theta}$ with the Best Fitted Line of Ability θ , on $\hat{\theta}$, for Each Item Score Group of Each of the Ten Binary Items. Also the Standard Errors of Estimation Are Shown on Each Side of the Regression, and of the Best Fitted Line.

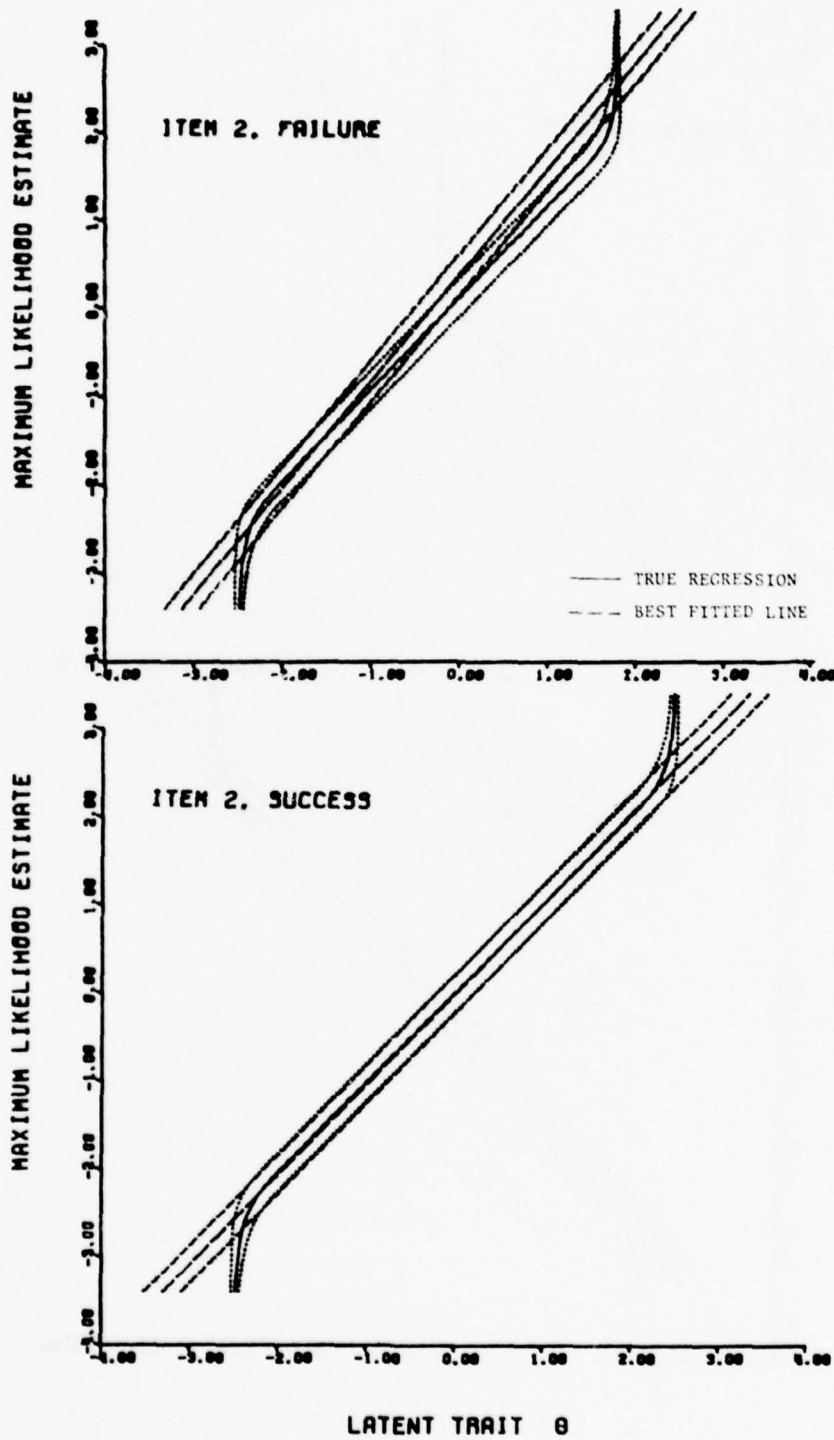


FIGURE 4-2: Comparison of Theoretical Regression of θ on $\hat{\theta}$ with the Best Fitted Line of θ on $\hat{\theta}$
(Continued)

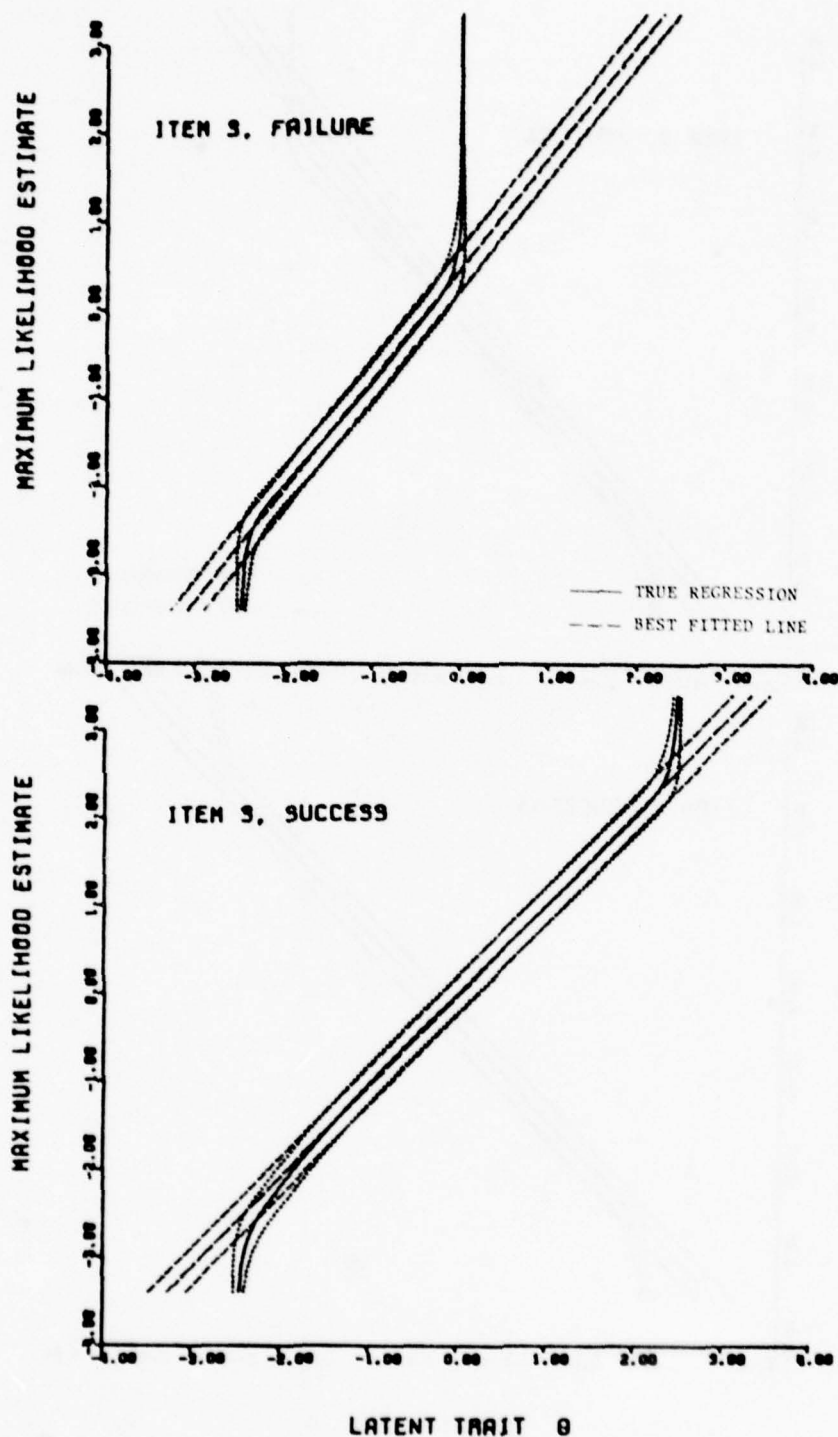


FIGURE 4-2: Comparison of Theoretical Regression of $\hat{\theta}$ on $\hat{\theta}$ with the Best Fitted Line of $\hat{\theta}$ on $\hat{\theta}$ (Continued)

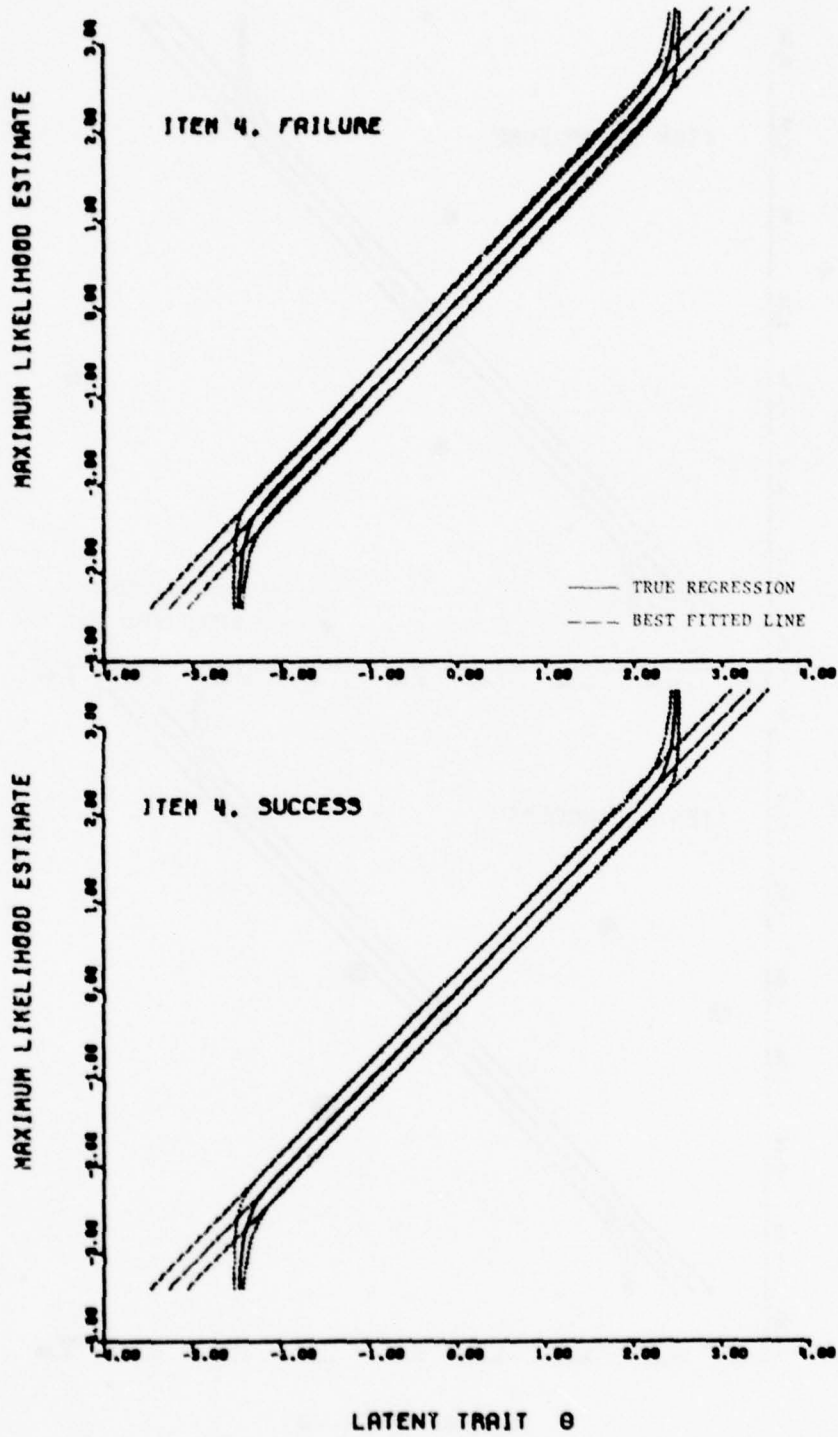


FIGURE 4-2: Comparison of Theoretical Regression of $\hat{\theta}$ on θ with the Best Fitted Line of $\hat{\theta}$ on θ (Continued)

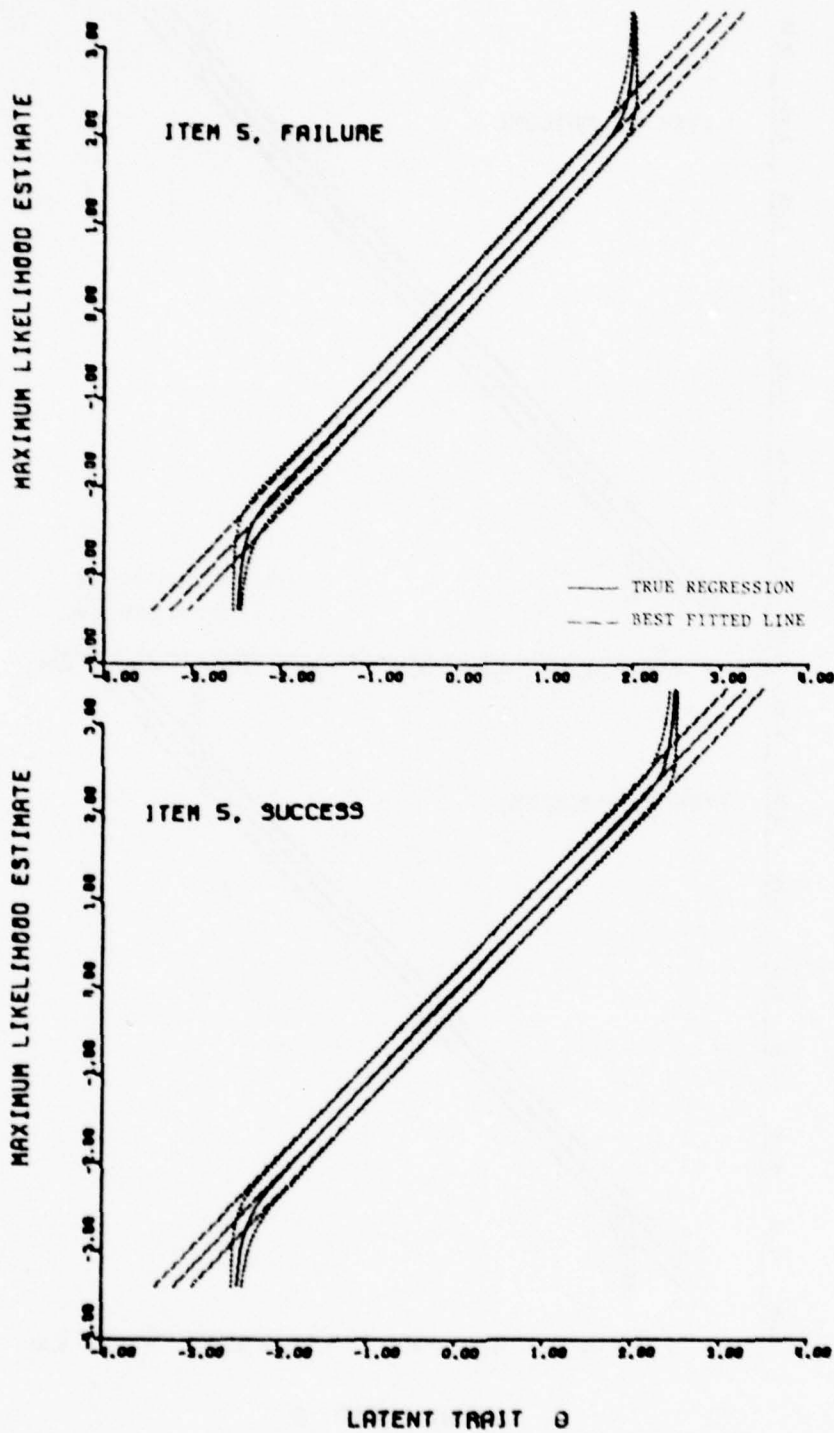


FIGURE 4-2: Comparison of Theoretical Regression of $\hat{\theta}$ on $\hat{\theta}$ with the Best Fitted Line of $\hat{\theta}$ on $\hat{\theta}$
(Continued)

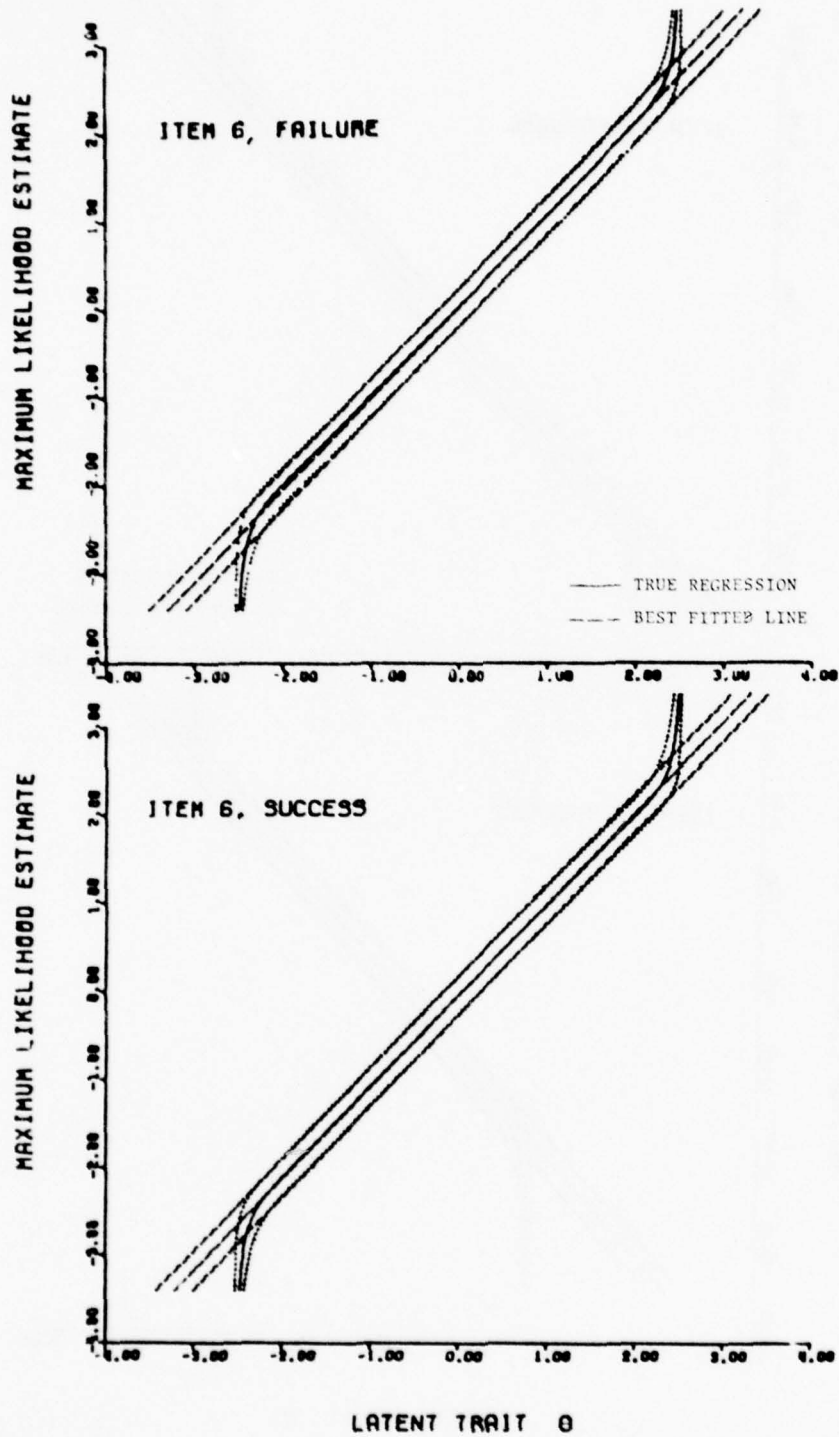


FIGURE 4-2: Comparison of Theoretical Regression of $\hat{\theta}$ on θ with the Best Fitted Line of $\hat{\theta}$ on θ
(Continued)

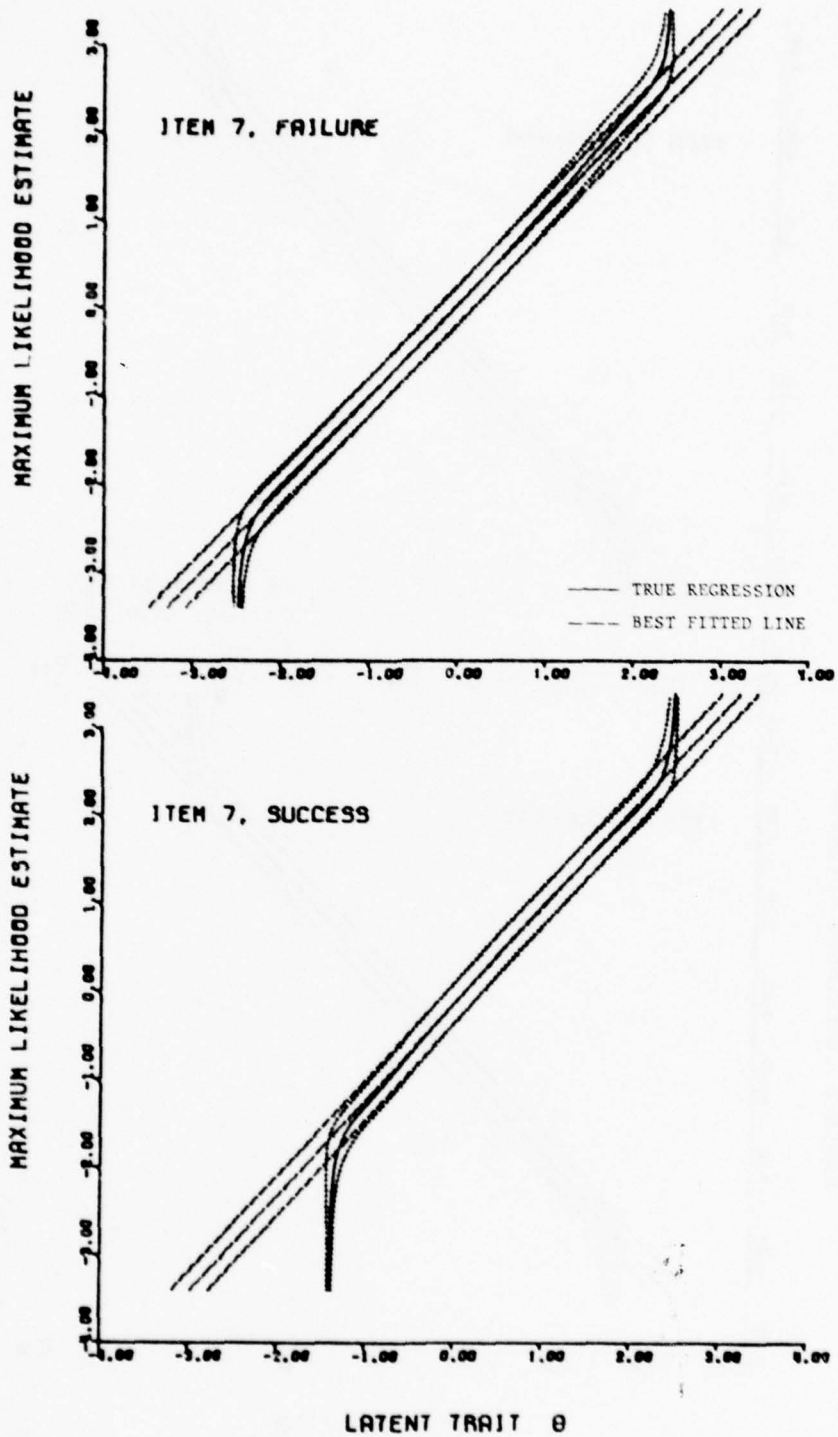


FIGURE 4-2: Comparison of Theoretical Regression of θ on $\hat{\theta}$ with the Best Fitted Line of $\hat{\theta}$ on $\hat{\theta}$
(Continued)

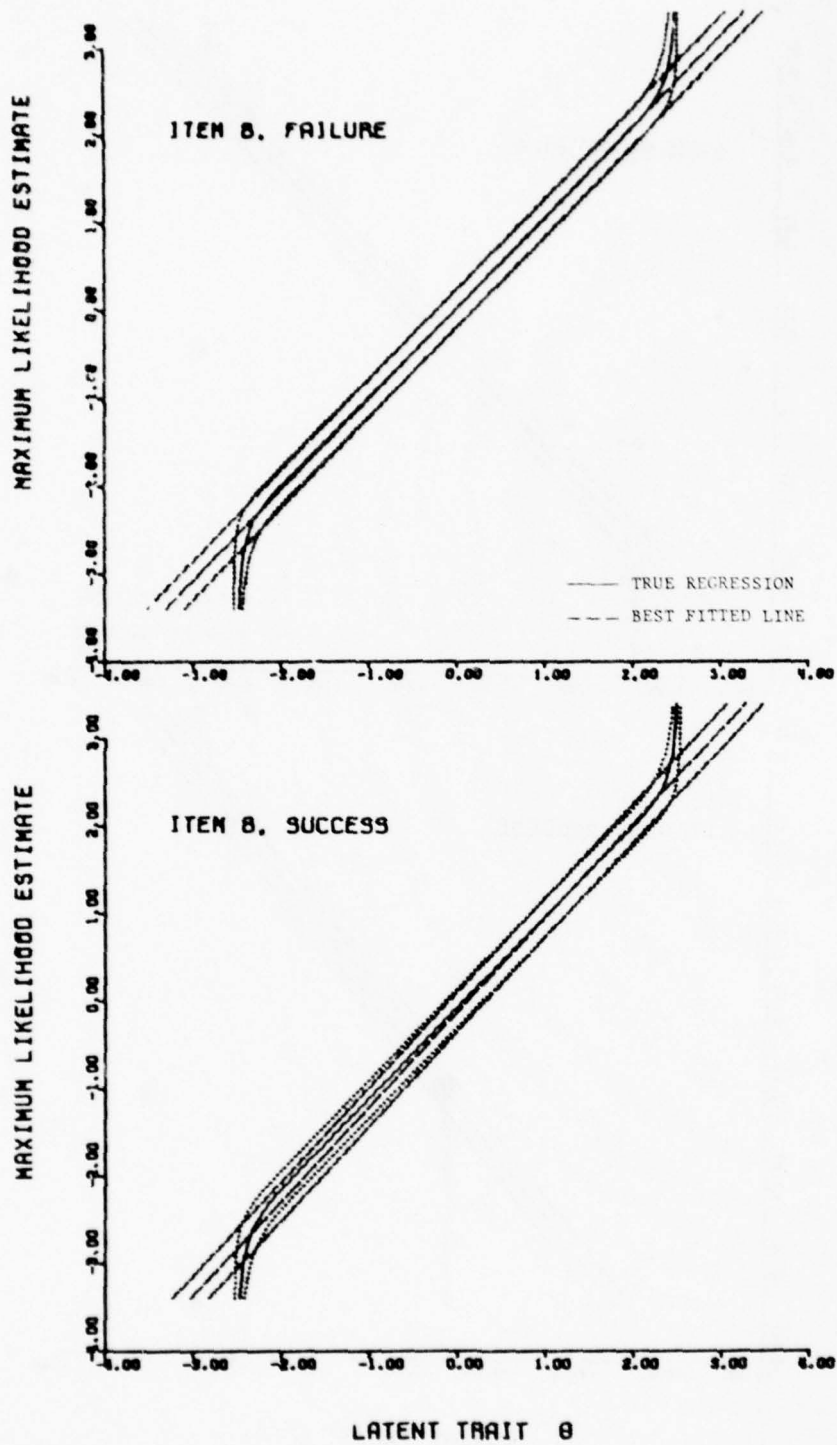


FIGURE 4-2: Comparison of Theoretical Regression of θ on $\hat{\theta}$ with the Best Fitted Line of θ on $\hat{\theta}$
(Continued)

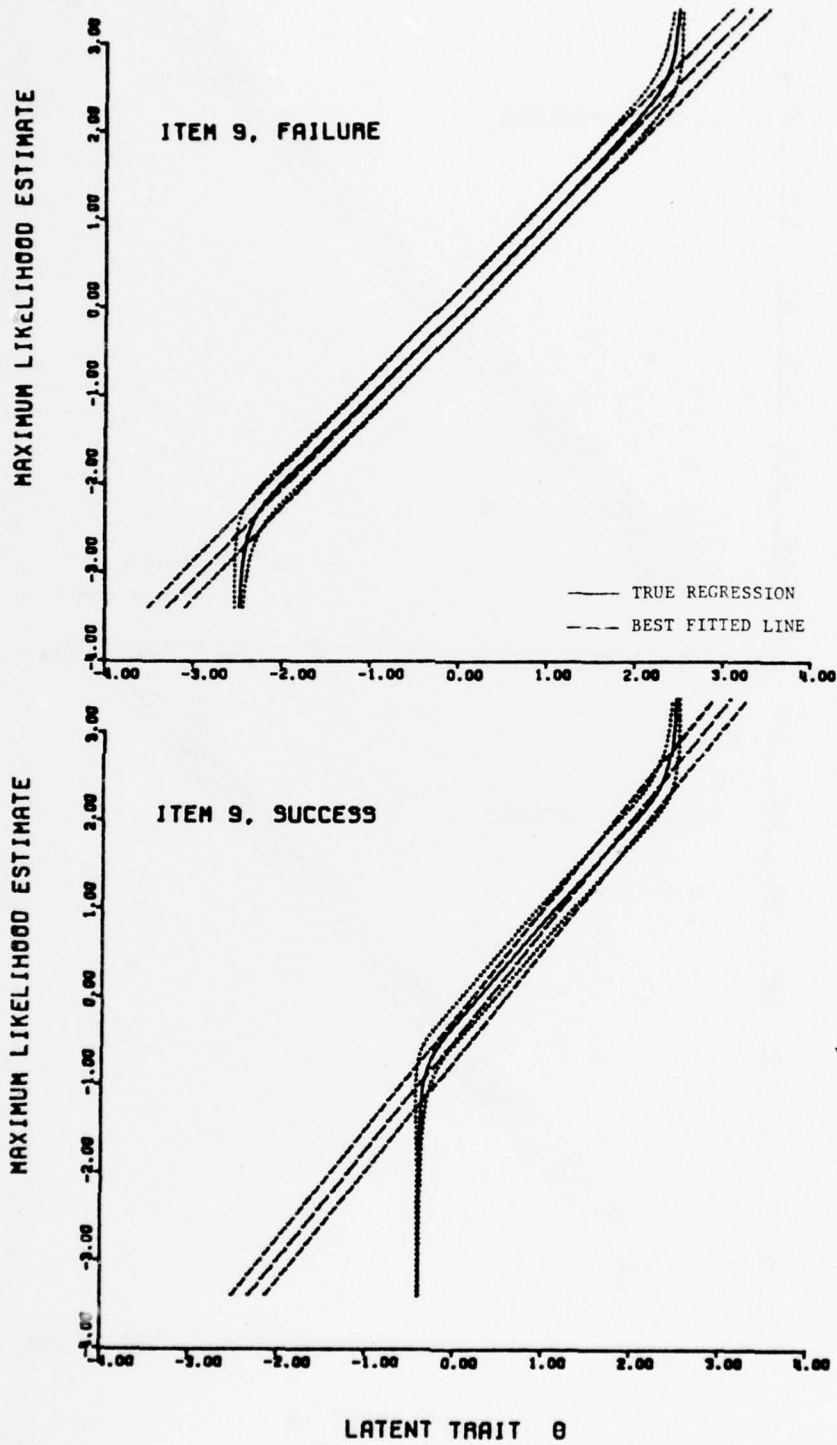


FIGURE 4-2: Comparison of Theoretical Regression of θ on $\hat{\theta}$ with the Best Fitted Line of θ on $\hat{\theta}$ (Continued)

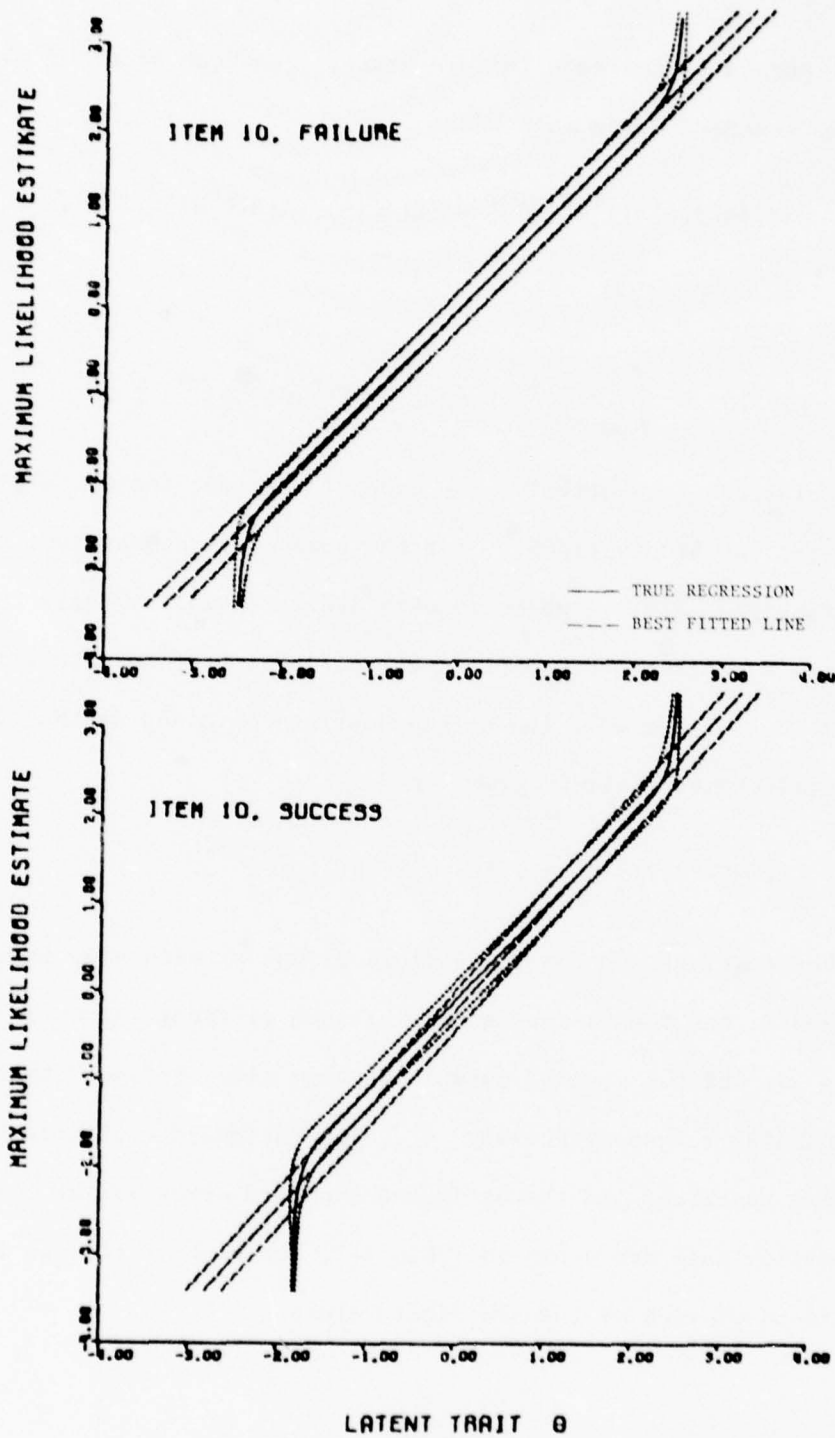


FIGURE 4-2: Comparison of Theoretical Regression of θ on $\hat{\theta}$ with the Best Fitted Line of θ on $\hat{\theta}$
(Continued)

in (4.3) and (4.4) for each failure group. On both sides of each regression, the standard error such that

$$(4.8) \quad \{E[\{\theta - E(\theta|\hat{\theta})\}^2|\hat{\theta}]\}^{1/2} = \{E(\theta^2|\hat{\theta}) - [E(\theta|\hat{\theta})]^2\}^{1/2},$$

where

$$(4.9) \quad E(\theta^2|\hat{\theta}) = \int_{-\infty}^{\infty} \theta^2 \xi(\hat{\theta}, \theta) d\theta \left[\int_{-\infty}^{\infty} \xi(\hat{\theta}, \theta) d\theta \right]^{-1},$$

is also plotted, respectively, for each of the two item score groups of each of the ten binary items. For the purpose of comparison, the estimated linear function $\hat{h}(\hat{\theta})$, which is obtained by (2.16) by replacing the population moments by the sample moments, is plotted in each graph of Figure 4-2, together with the standard errors obtained as the square root of the conditional variance given by

$$(4.10) \quad [\text{Var.}(\theta|\hat{\theta})]^{1/2} = \sigma[1 - \sigma^2\{\text{Var}(\hat{\theta})\}^{-1}]^{1/2}.$$

We can see that, except for the failure groups of such easy items as items 1 and 2, and the success groups of such difficult items as items 8, 9 and 10, the two sets of curves are very close to each other for the meaningful ranges of ability θ . The estimated coefficients of the linear function, and the estimated standard error in the normal approximation case are shown in Table 4-2, for each of the two item score groups of each of the ten binary items.

TABLE 4-2

Coefficients of the Best Fitted Line for Ability θ on Its Maximum Likelihood Estimate $\hat{\theta}$ and Its Standard Error for Each Item Score Group of Each of the Ten Binary Items.

Binary Item	Failure			Success		
	β	α	$[\text{Var.}(\hat{\theta} \hat{\theta})]^{1/2}$	β	α	$[\text{Var.}(\hat{\theta} \hat{\theta})]^{1/2}$
1	0.65172	-0.78658	0.17357	0.97685	0.00227	0.21250
2	0.83173	-0.30637	0.19608	0.97492	0.00702	0.21229
3	0.78914	-0.40660	0.19099	0.96867	0.01488	0.21160
4	0.93598	-0.09243	0.20800	0.96905	0.01889	0.21165
5	0.92136	-0.11020	0.20637	0.95335	0.04385	0.20993
6	0.95747	-0.04449	0.21038	0.95848	0.04159	0.21049
7	0.95269	-0.04474	0.20985	0.91314	0.12401	0.20545
8	0.96802	-0.02117	0.21153	0.92538	0.10857	0.20682
9	0.96894	-0.01513	0.21163	0.79668	0.38530	0.19190
10	0.97506	-0.00732	0.21230	0.88546	0.19854	0.20231

V Results II: Estimated Density Functions of Ability θ

For each item score group of each of the ten binary items, the density function of ability θ was estimated through (3.2), by using each of the polynomials of degrees 3, 4 and 5 as the approximated density function of the maximum likelihood estimate $\hat{\theta}$, and the normal density function with the parameters estimated through (2.7) and (2.8) as the approximated conditional density function of θ , given $\hat{\theta}$. Then the resulting estimated density function of θ was multiplied by the relative frequency of the examinees having that item score, so that the sum of the areas of the two curves should make unity for each item g . Figure 5-1 presents the estimated shared density functions of ability θ thus obtained, for Degree 3, 4 and 5 Cases, for each of the failure and success groups of each of the ten binary items. In each graph of Figure 5-1, the theoretical shared density function, which is the product of the theoretical, uniform density function of θ and the operating characteristic of the item score category in question, along with the actual frequency ratios, are also drawn.

It is noted that for the failure and success groups of item 1, the failure group of item 3, and the failure and success groups of item 9, the results of Degree 3 Case are substantially different from those of Degree 4 and 5 Cases, and farther from the respective theoretical shared density functions, which are shown by solid curves in these graphs. It is also noted that for the success group of item 3 the result of Degree 5 Case is visibly closer to the theoretical shared density function, than those of Degree 3 and 4 Cases. For items with intermediate difficulties like items 4, 5, 6, 7 and 8, however, the

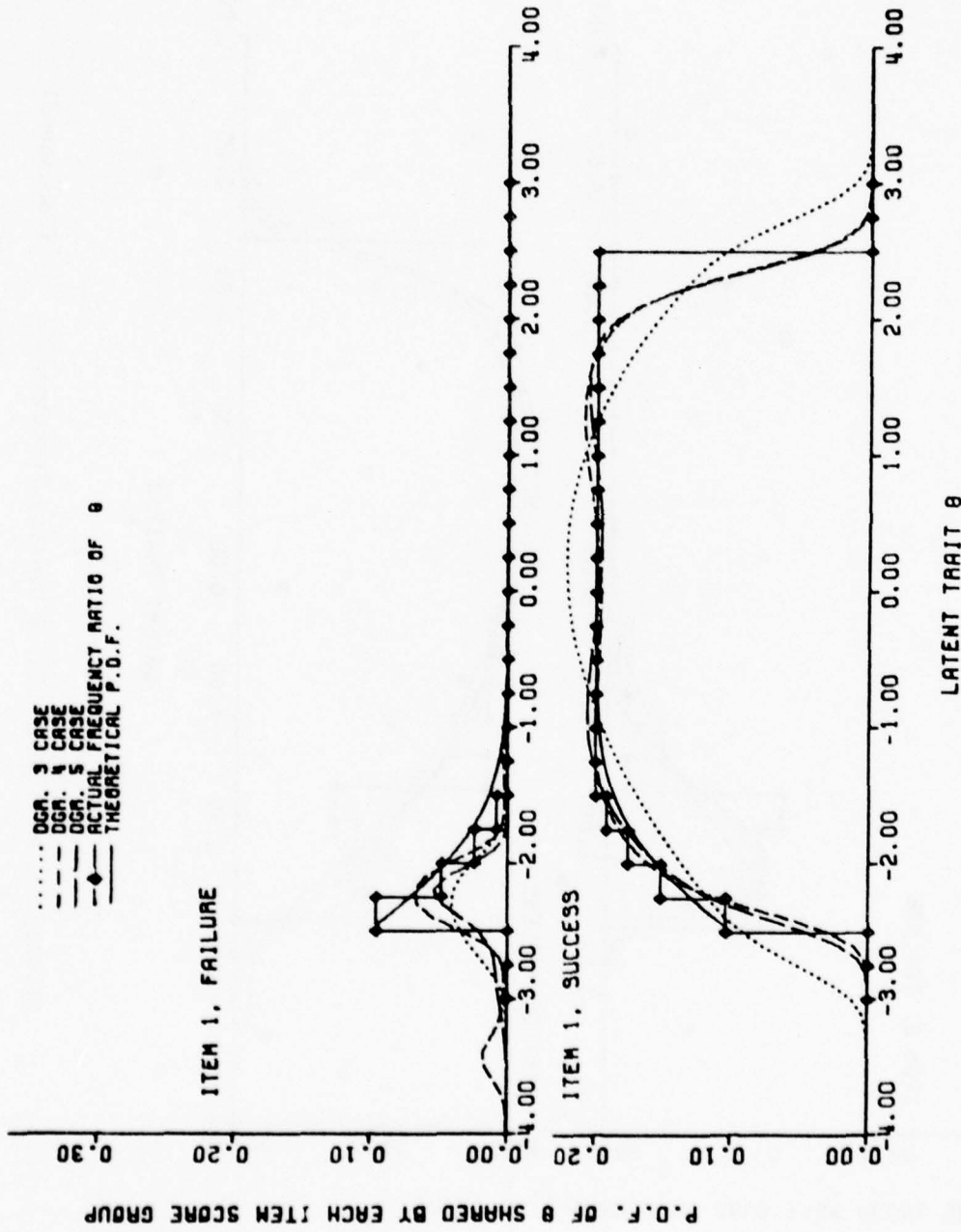


FIGURE 5-1

Estimated Shared Density Functions of Ability θ in Degree 3, 4 and 5 Cases of the Bivariate Normal Approach Method, for Each Item Score Group of Each of the Ten Binary Items. Actual Frequencies and the Theoretical Shared Density Function Are Also Presented.

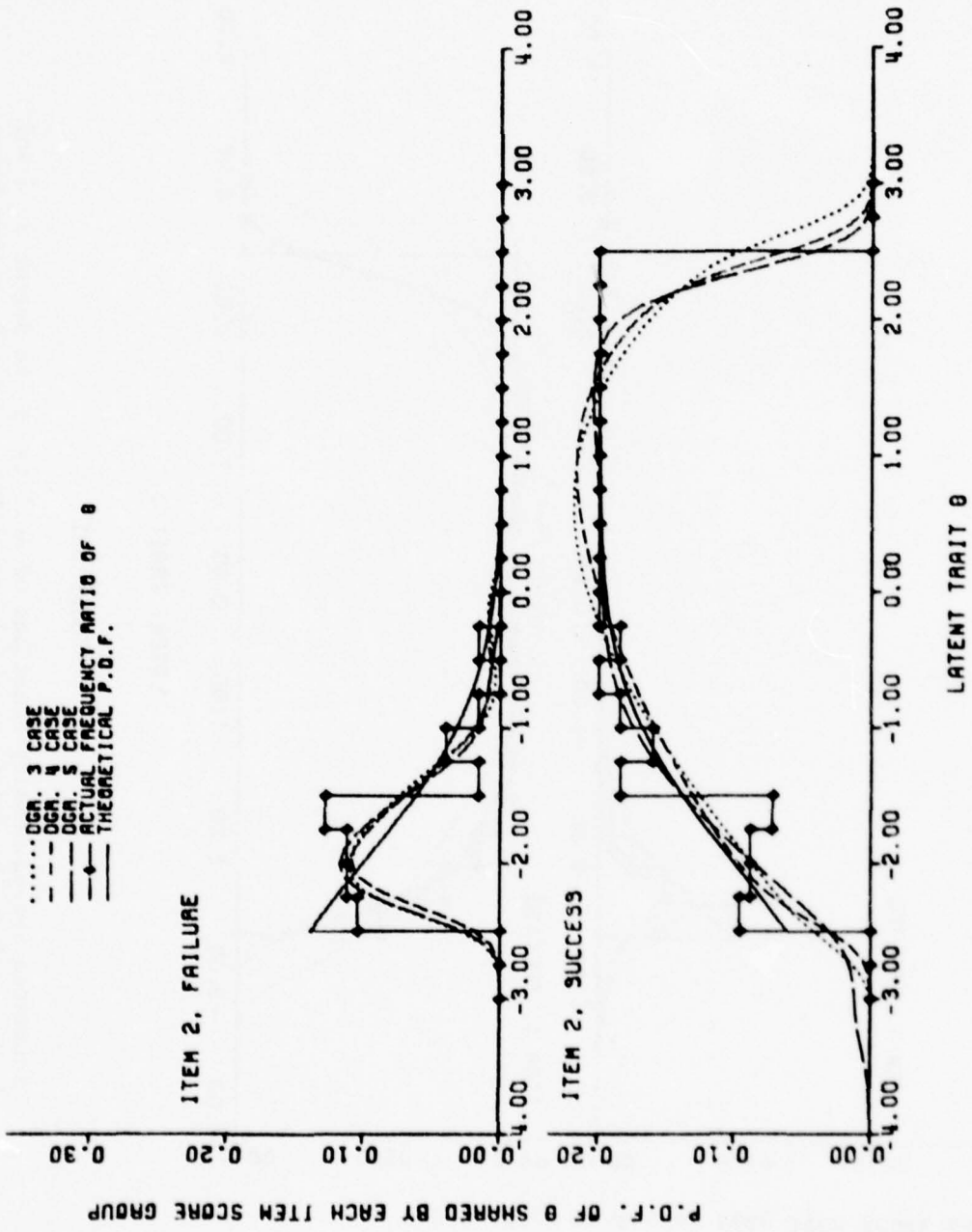


FIGURE 5-1: Estimated Shared Density Functions of θ (Continued)

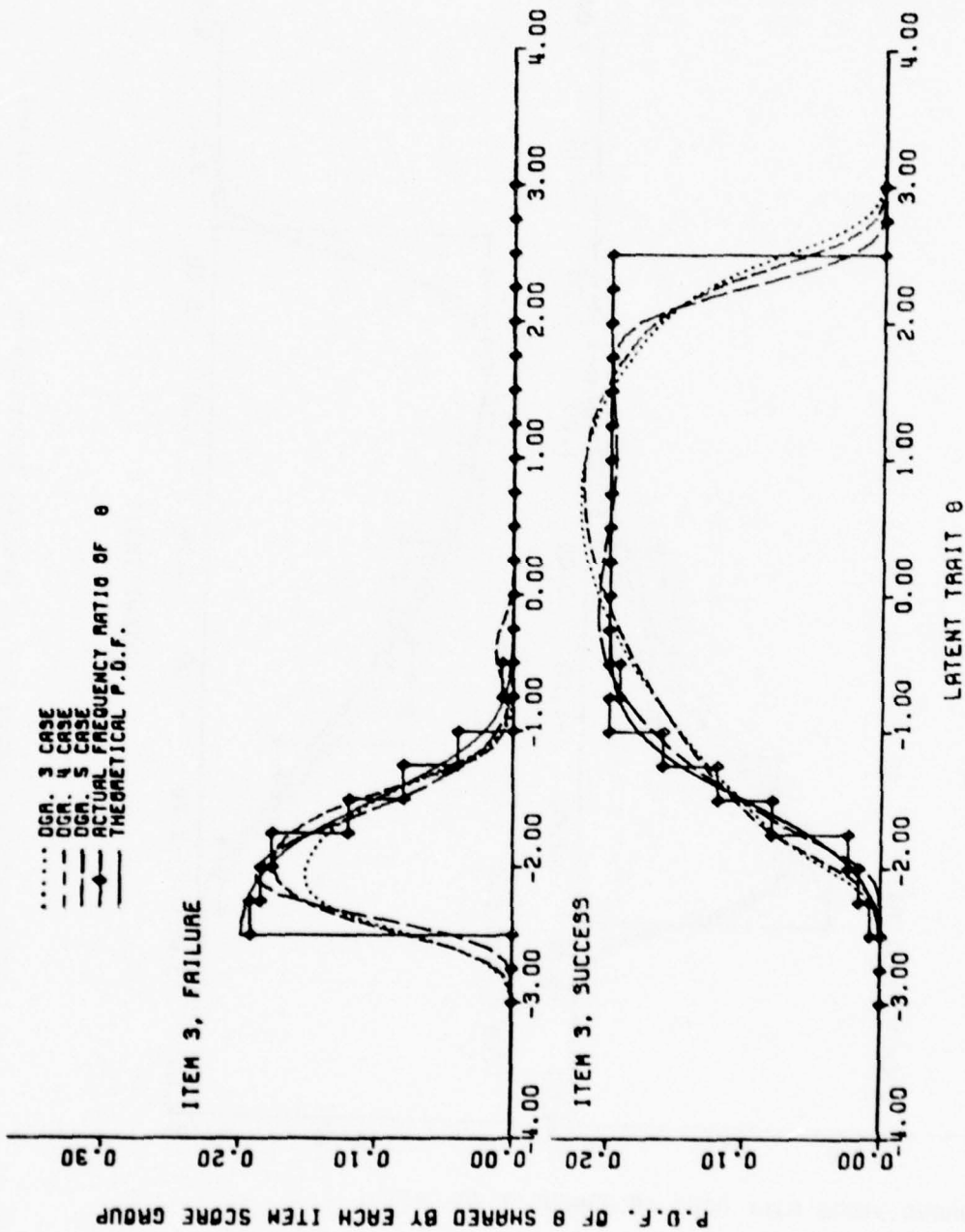


FIGURE 5-1: Estimated Shared Density Functions of θ (Continued)

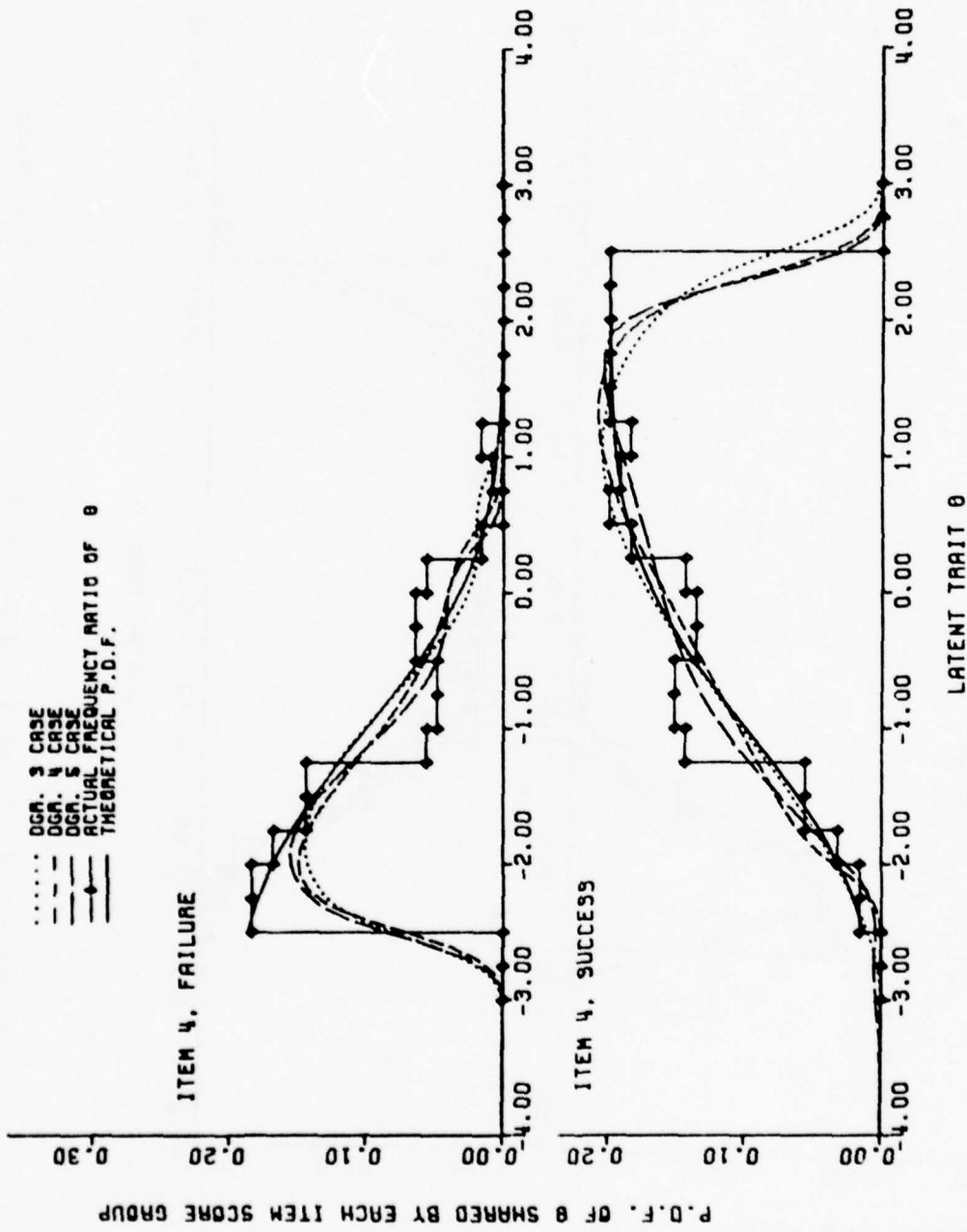


FIGURE 5-1: Estimated Shared Density Functions of θ (Continued)

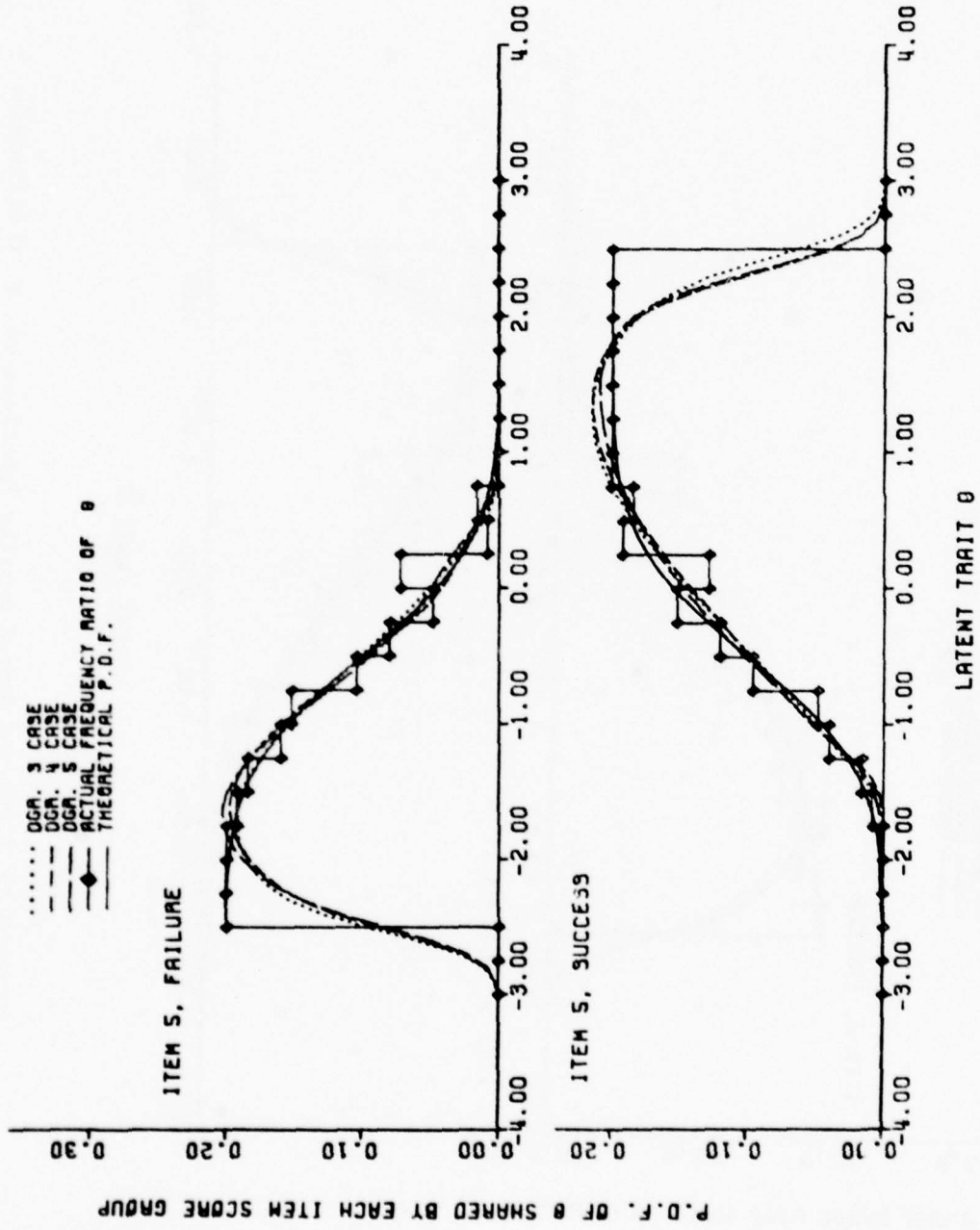


FIGURE 5-1: Estimated Shared Density Functions of θ (Continued)

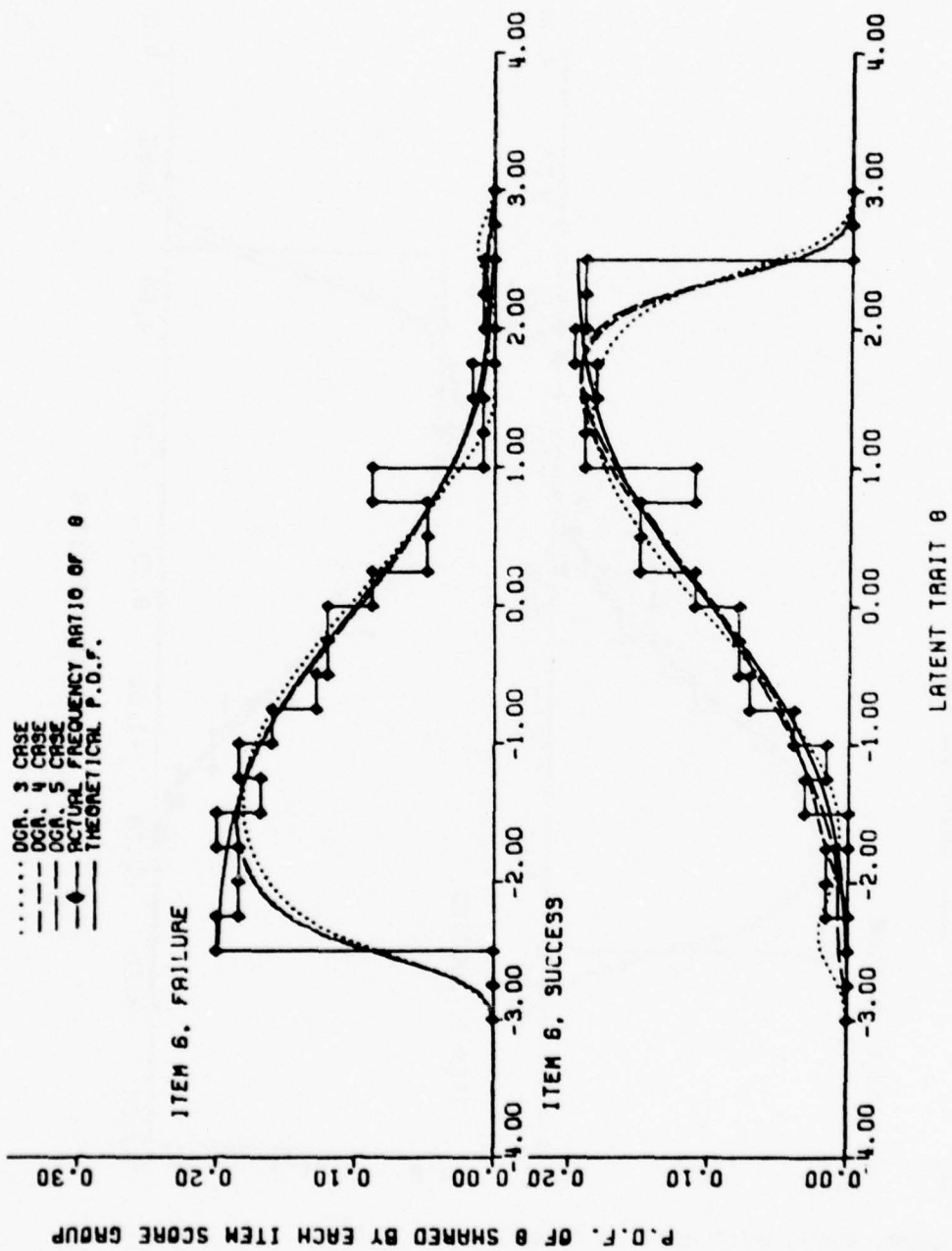


FIGURE 5-1: Estimated Shared Density Functions of θ (Continued)

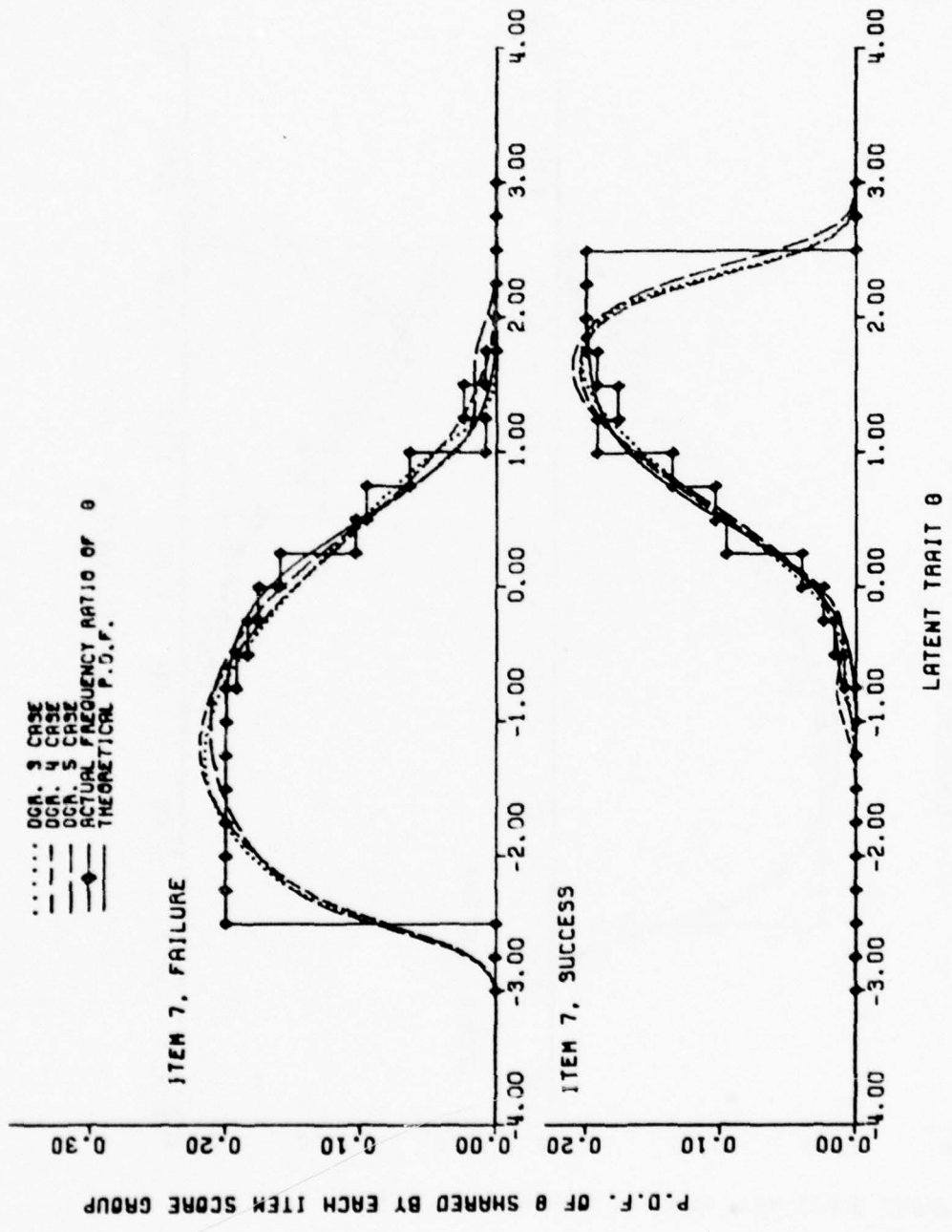


FIGURE 5-1: Estimated Shared Density Functions of θ (Continued)

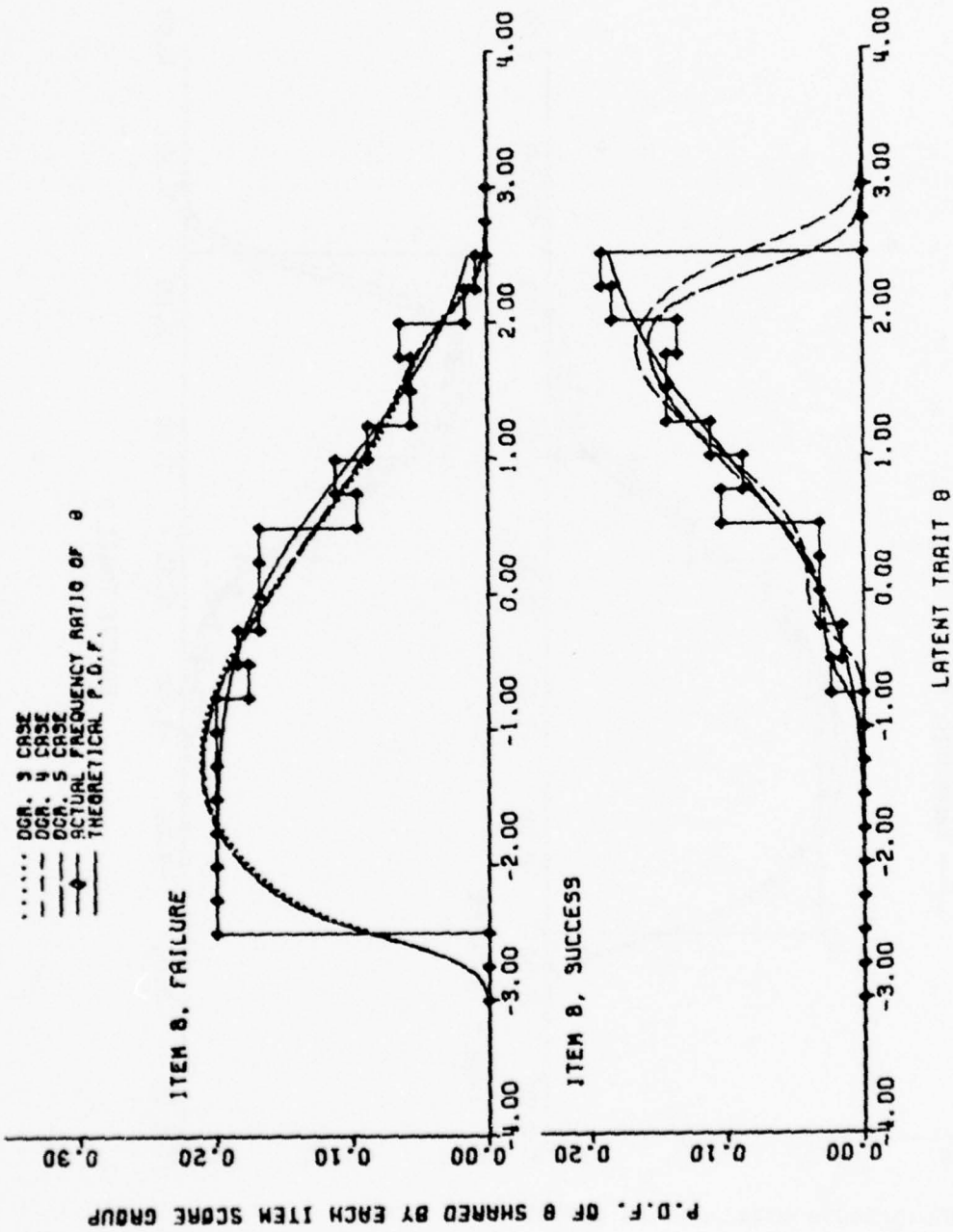


FIGURE 5-1: Estimated Shared Density Functions of θ (Continued)

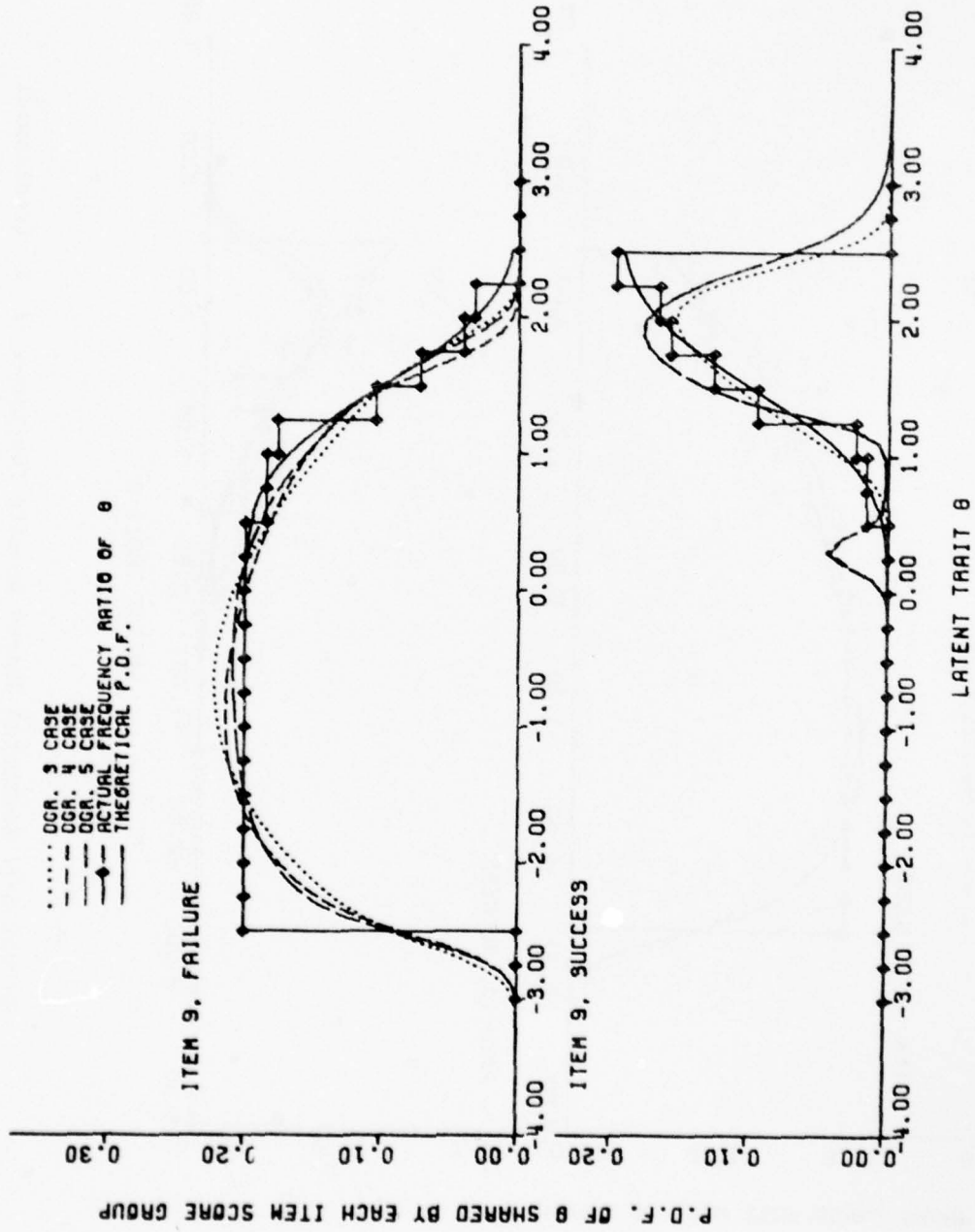


FIGURE 5-1: Estimated Shared Density Functions of θ (Continued)

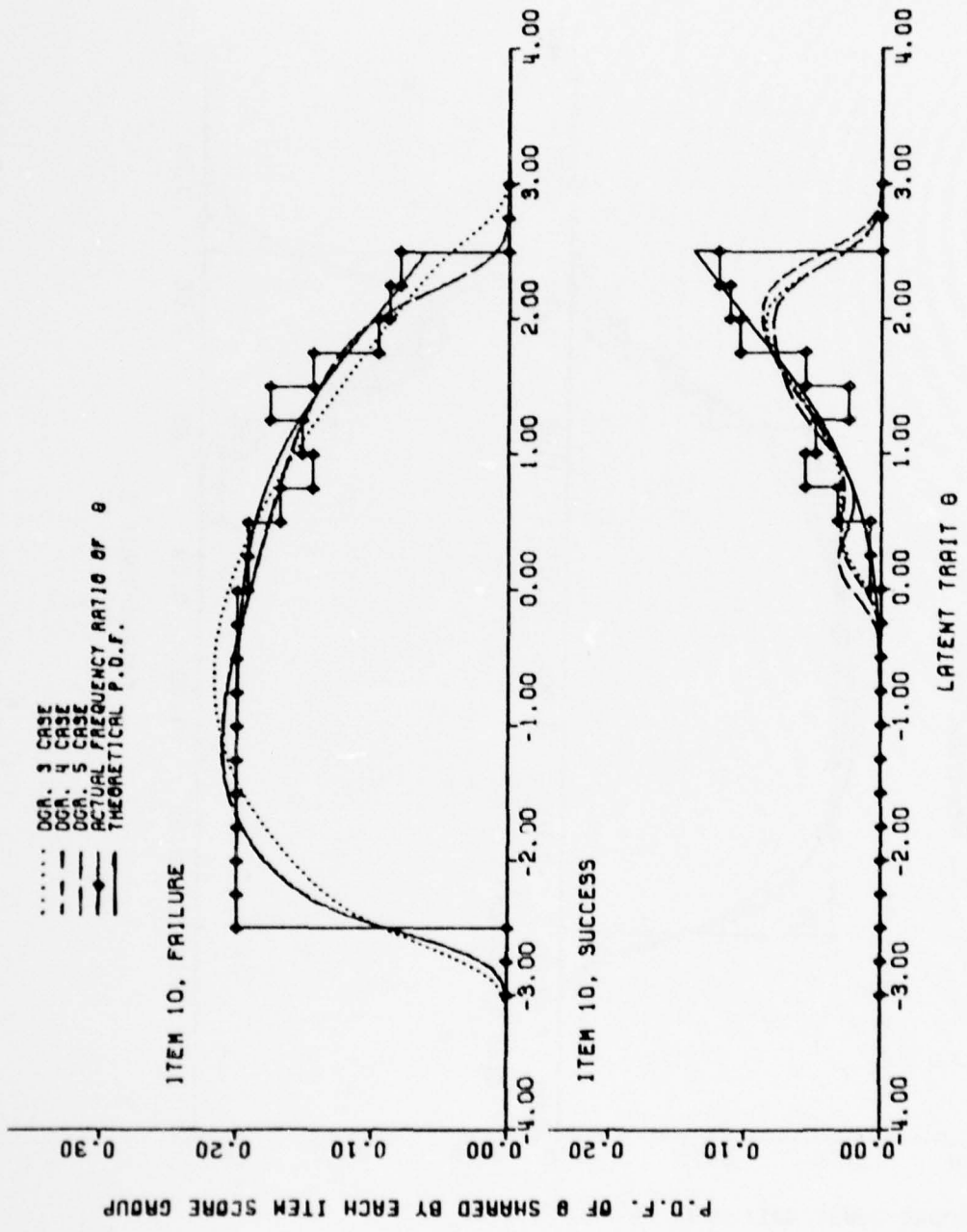


FIGURE 5-1: Estimated Shared Density Functions of θ (Continued)

results of Degree 3, 4 and 5 Cases are fairly close to one another, and no conspicuous superiority of Degree 5 Case nor inferiority of Degree 3 Case is observed.

The sum of the two estimated shared density functions of θ for each item gives an estimated density function of θ for the total group of examinees. Figure 5-2 presents these ten estimated density functions of θ for Degree 3, 4 and 5 Cases respectively, together with the theoretical density $f(\theta)$. In these graphs, the curves are plotted only for the interval $[-2.5, 2.5]$, but, actually, all these estimated density functions of θ have two "tails" outside of the interval, as we can see from Figure 5-1. It is interesting to note that these ten estimated density functions of θ are substantially different in shape. If, for instance, we compare the two results obtained on items 3 and 9, respectively, we find that these two sets of curves are opposite with respect to the locations of "hills" and "valleys." In cases like those based on items 1, 4, 6, 9 and 10, the curves in Degree 4 and 5 Cases are closer to each other compared with the one in Degree 3 Case, while in some other cases like those based on items 2, 3 and 8 those in Degree 3 and 4 Cases are closer to each other. The mean square error is calculated by

$$(5.1) \quad \frac{1}{m} \sum_{j=1}^m [\hat{f}(\theta_j) - f(\theta_j)]^2 ,$$

with $m = 25$ and θ_j 's taken from -2.4 to 2.4 with the step of 0.2 .

Table 5-1 presents these mean square errors of the estimated density functions based on the ten binary items, and in Degree 3, 4 and 5 Cases, respectively, together with the corresponding result obtained from the criterion density function of the Simple Sum Procedure (SSP) of the Conditional P.D.F. Approach (Samejima, 1978b). The square roots of

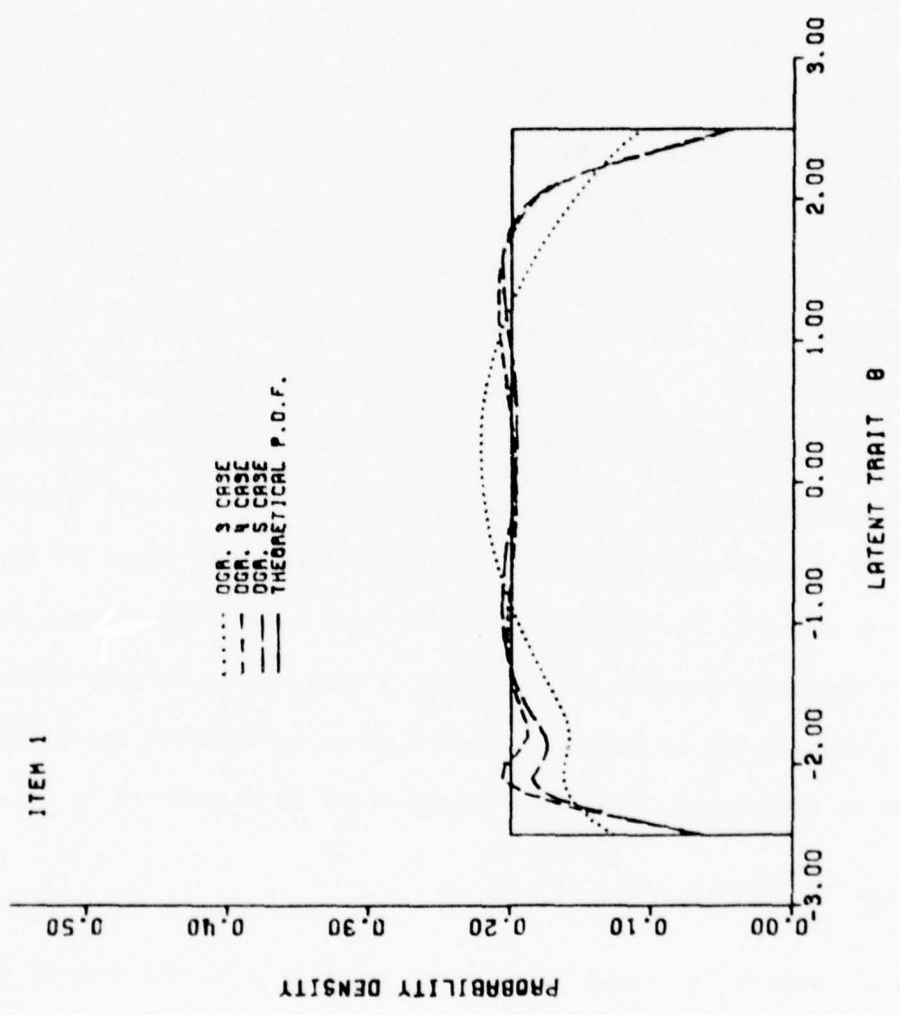


FIGURE 5-2

Estimated Density Functions of Ability θ in Degree 3, 4 and 5 Cases of the Bivariate Normal Approach Method. The Theoretical Density Function Is Also Drawn for Comparison.

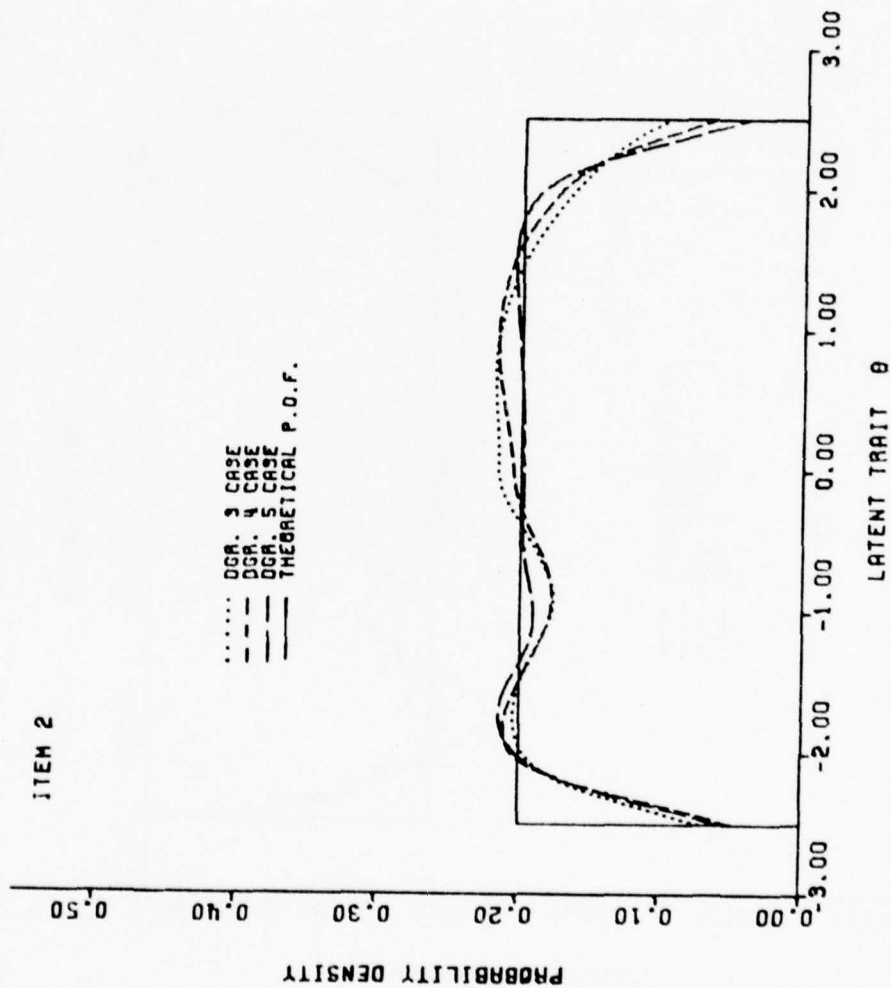


FIGURE 5-2: Estimated Density Functions of θ (Continued)

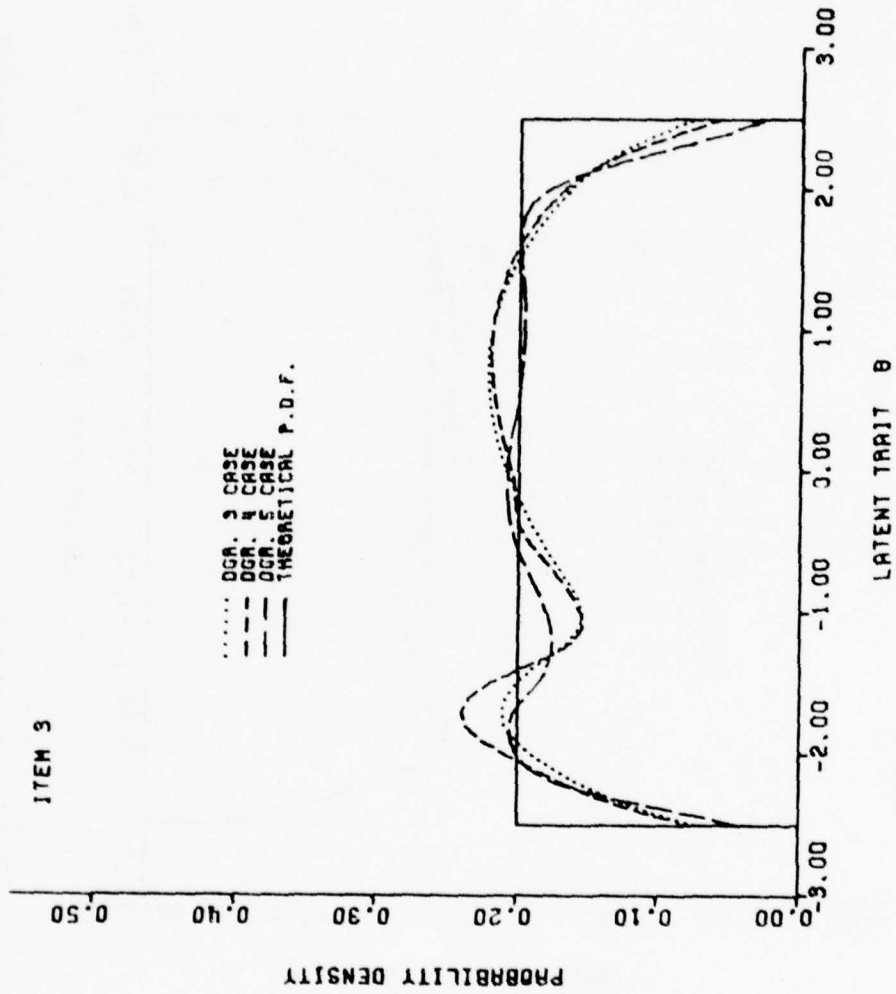


FIGURE 5-2: Estimated Density Functions of θ (Continued)

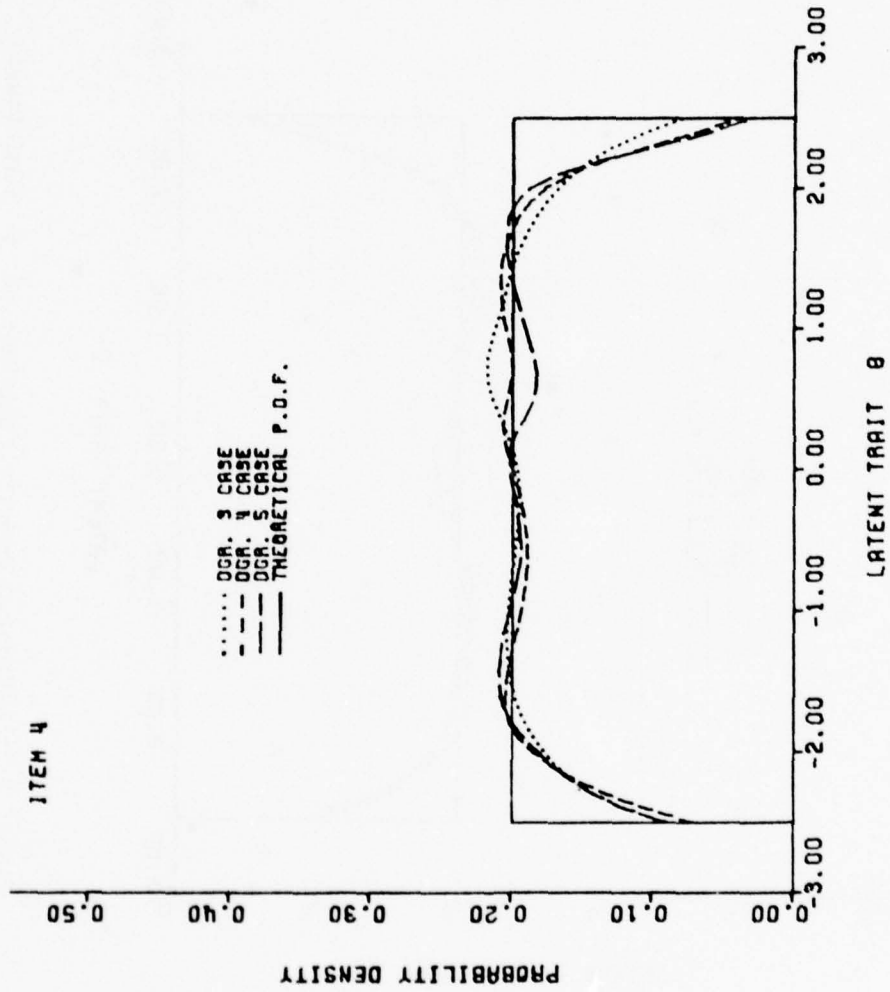


FIGURE 5-2: Estimated Density Functions of θ (Continued)

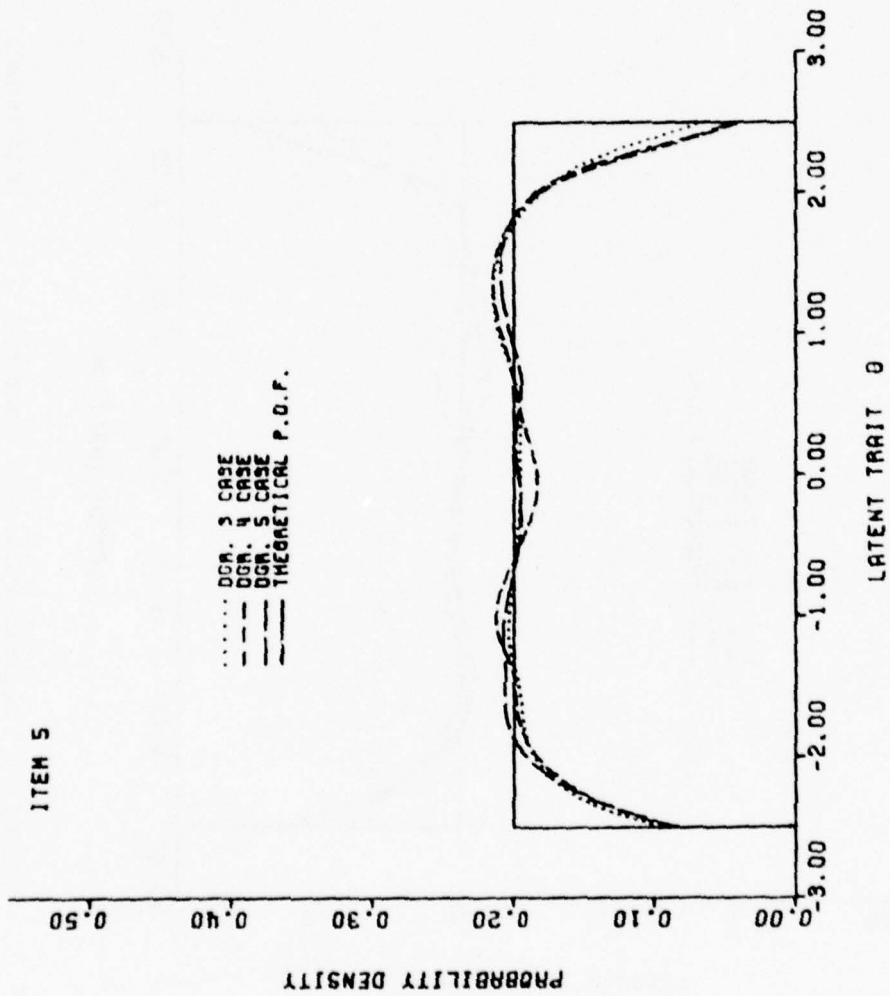


FIGURE 5-2: Estimated Density Functions of θ (Continued)

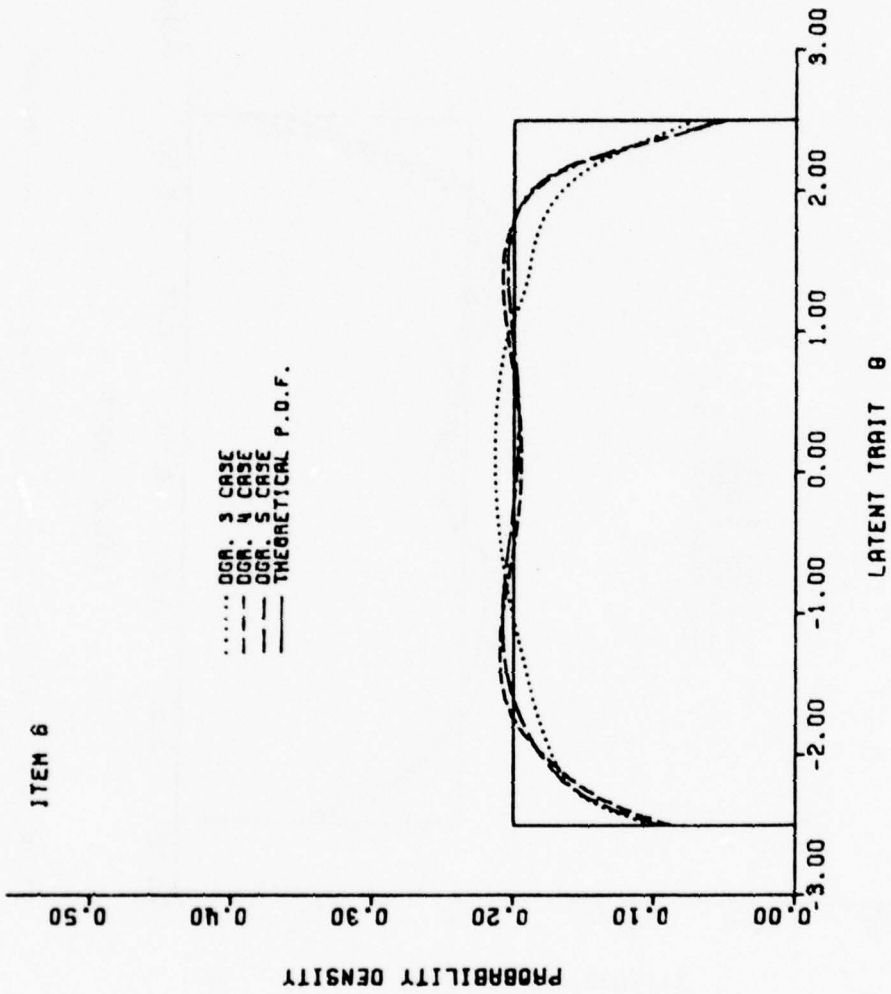


FIGURE 5-2: Estimated Density Functions of θ (Continued)

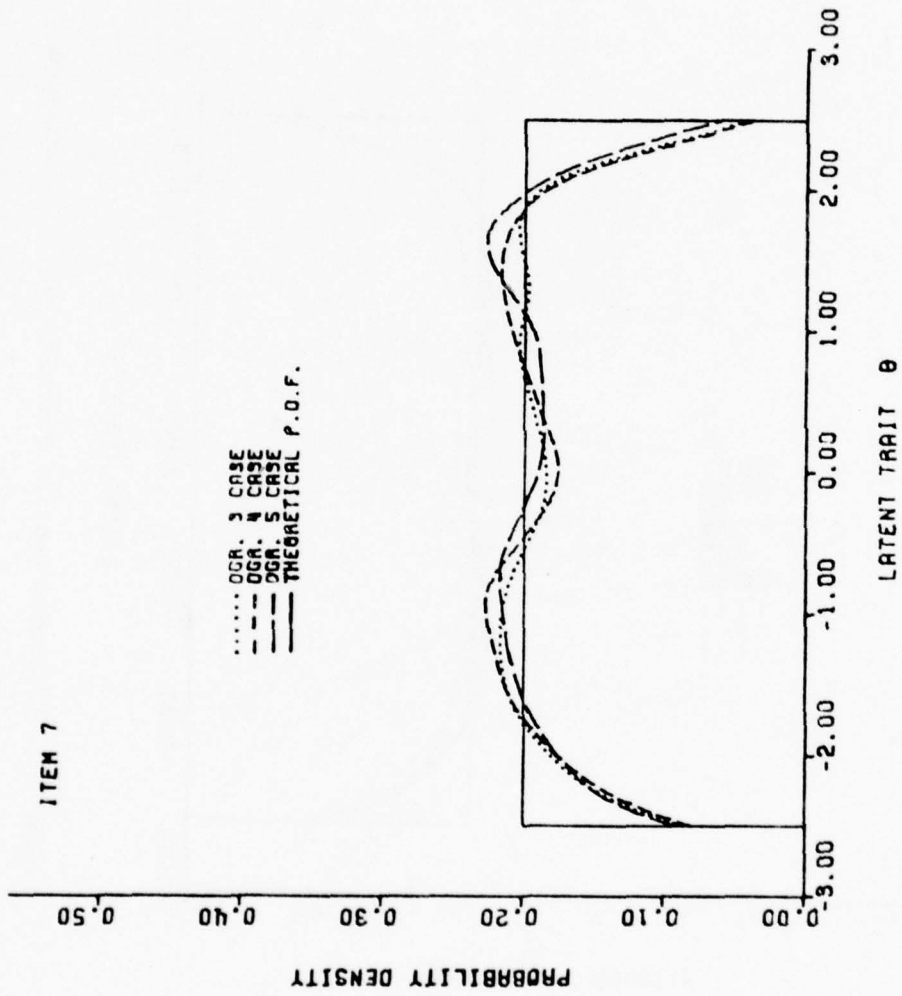


FIGURE 5-2: Estimated Density Functions of θ (Continued)

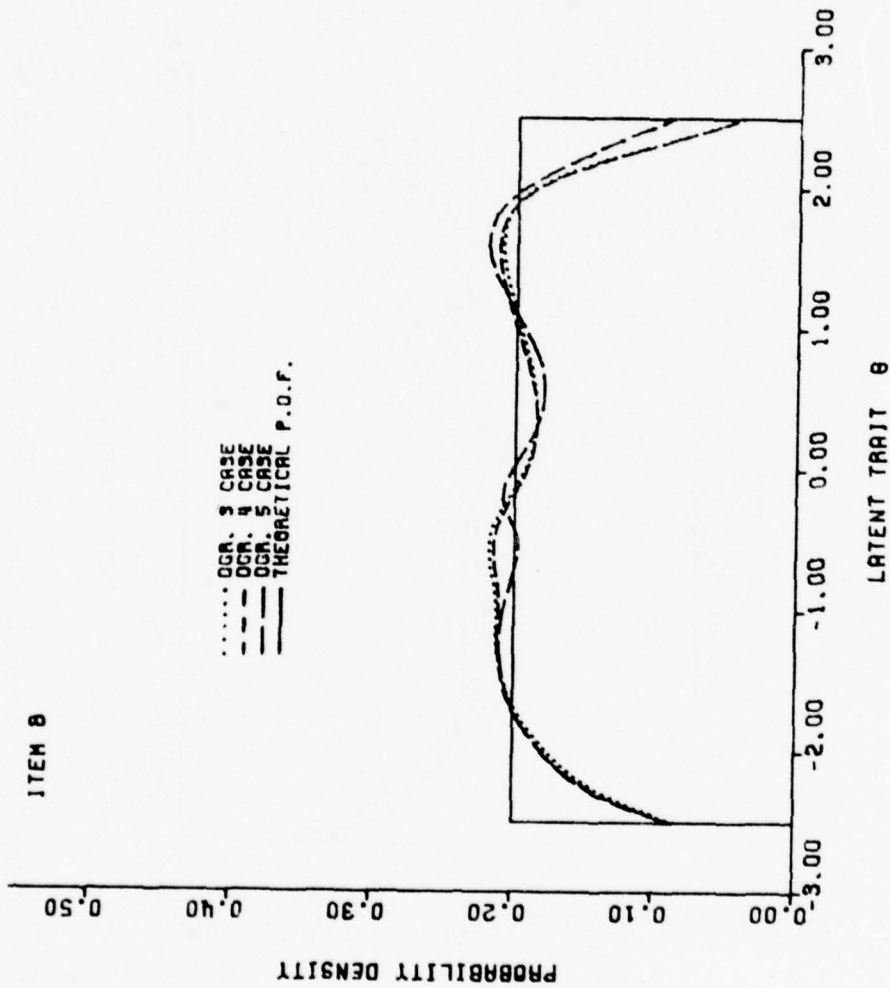


FIGURE 5-2: Estimated Density Functions of θ (Continued)

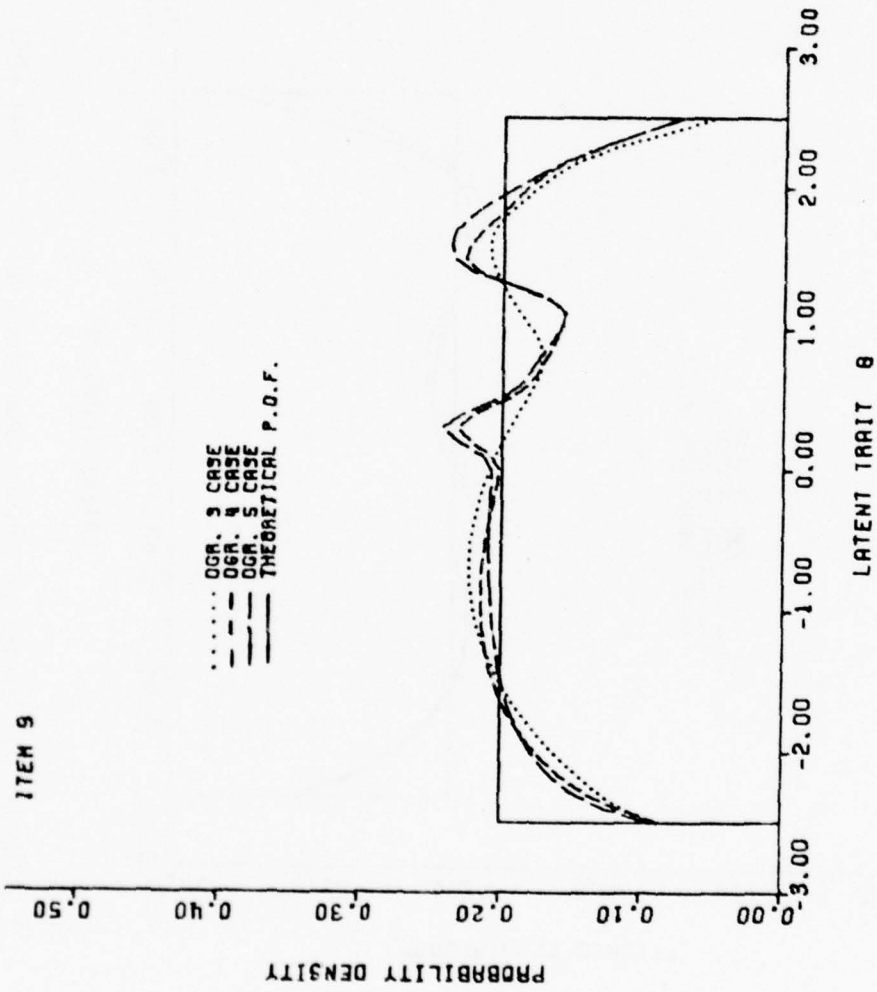


FIGURE 5-2: Estimated Density Functions of θ (Continued)

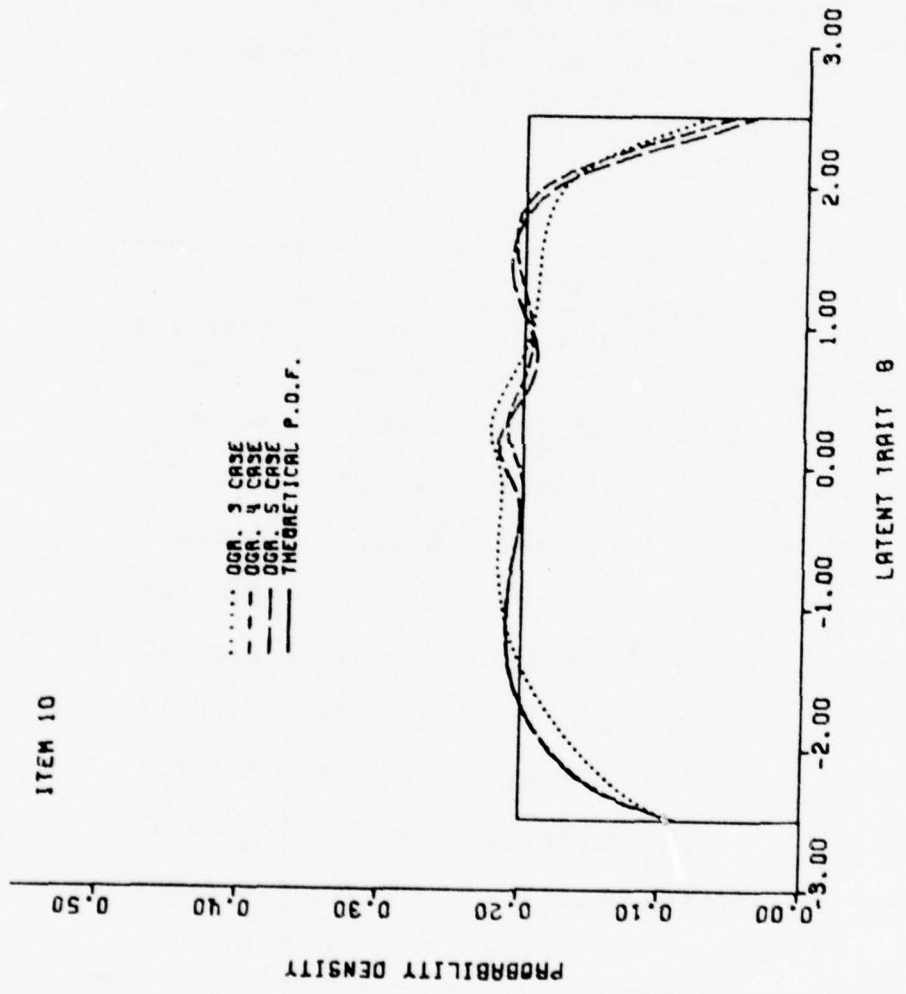


FIGURE 5-2: Estimated Density Functions of θ (Continued)

TABLE 5-1

Mean Square Errors of the Estimated Density Functions of Ability θ in Degree 3, 4 and 5 Cases of the Bivariate Normal Approach Method (BNAM), Compared with the Mean Square Error for the Criterion Density Function of the Simple Sum Procedure (SSP) of the Conditional P.D.F. Approach.

ITEM	ENAM			SSP
	DGR.3	DGR.4	DGR.5	CRITERION
1	0.00106	0.00105	0.00118	0.00017
2	0.00100	0.00128	0.00129	0.00017
3	0.00134	0.00142	0.00172	0.00017
4	0.00094	0.00137	0.00136	0.00017
5	0.00081	0.00126	0.00113	0.00017
6	0.00100	0.00104	0.00090	0.00017
7	0.00119	0.00147	0.00099	0.00017
8	0.00132	0.00130	0.00082	0.00017
9	0.00140	0.00118	0.00113	0.00017
10	0.00126	0.00107	0.00134	0.00017

TABLE 5-2

Square Roots of the Mean Square Errors of the Estimated Density Functions of Ability θ in Degree 3, 4 and 5 Cases of the Bivariate Normal Approach Method (BNAM), Compared with the Mean Square Error for the Criterion Density Function of the Simple Sum Procedure (SSP) of the Conditional P.D.F. Approach.

ITEM	BNAM			SSP CRITERION
	DGR.3	DGR.4	DGR.5	
1	0.02256	0.02240	0.03431	0.01316
2	0.02167	0.02583	0.03590	0.01316
3	0.03667	0.03778	0.04146	0.01316
4	0.03062	0.03706	0.03683	0.01316
5	0.02846	0.02550	0.03355	0.01316
6	0.03169	0.03226	0.03004	0.01316
7	0.03452	0.03836	0.03147	0.01316
8	0.03637	0.03599	0.02856	0.01316
9	0.03746	0.03440	0.03367	0.01316
10	0.03547	0.02276	0.03663	0.01316

these mean square errors are also given in Table 5-2, which are more direct measures of the discrepancies of the estimated density functions from the true density function of ability θ . It is observed that all these measures of discrepancies are between two and four times greater than that of the criterion density function of the Simple Sum Procedure of the Conditional P.D.F. Approach, and yet they are small enough compared with the true density of 0.2. There is no evidence to indicate the superiority of Degree 5 Case, nor to indicate the inferiority of Degree 3 Case, in these results.

VI Results III: Estimated Item Characteristic Functions

The item characteristic function for each of the ten binary items was estimated through (3.3), for each of Degree 3, 4 and 5 Cases. Figure 6-1 shows these three estimated item characteristic functions, together with the true item characteristic function and the frequency ratios of the examinees who answered correctly to the total number of examinees, which is uniformly twenty-five, for each subinterval of ability θ with the width of 0.25. It is observed that in most cases these estimated item characteristic functions are close enough to the true item characteristic functions, and much closer than the actual frequency ratios. The mean square errors obtained by

$$(6.1) \quad \frac{1}{m} \sum_{j=1}^m [\hat{P}_g(\theta_j) - P_g(\theta_j)]^2,$$

with $m = 25$ and θ_j 's taken from -2.4 to 2.4 with the step of 0.2 are calculated, and these results and their square roots are presented in Tables 6-1 and 6-2, respectively. In these tables, the corresponding results of the criterion item characteristic functions of the Simple Sum Procedure of the Conditional P.D.F. Approach and those of the actual frequency ratios are also shown for comparison. (In the case of the actual frequency ratios, $m = 20$ and θ_j 's are the midpoints of the twenty subintervals obtained by dividing the interval $[-2.5, 2.5]$ with equal steps of 0.25 .) It is interesting to note that these measures of discrepancies of the estimated item characteristic functions from the true item characteristic functions not only tend to be less than those for the actual frequency ratios but also tend to be less than those for the criterion item characteristic functions of the Simple Sum Procedure of the Conditional P.D.F. Approach. A more precise observation

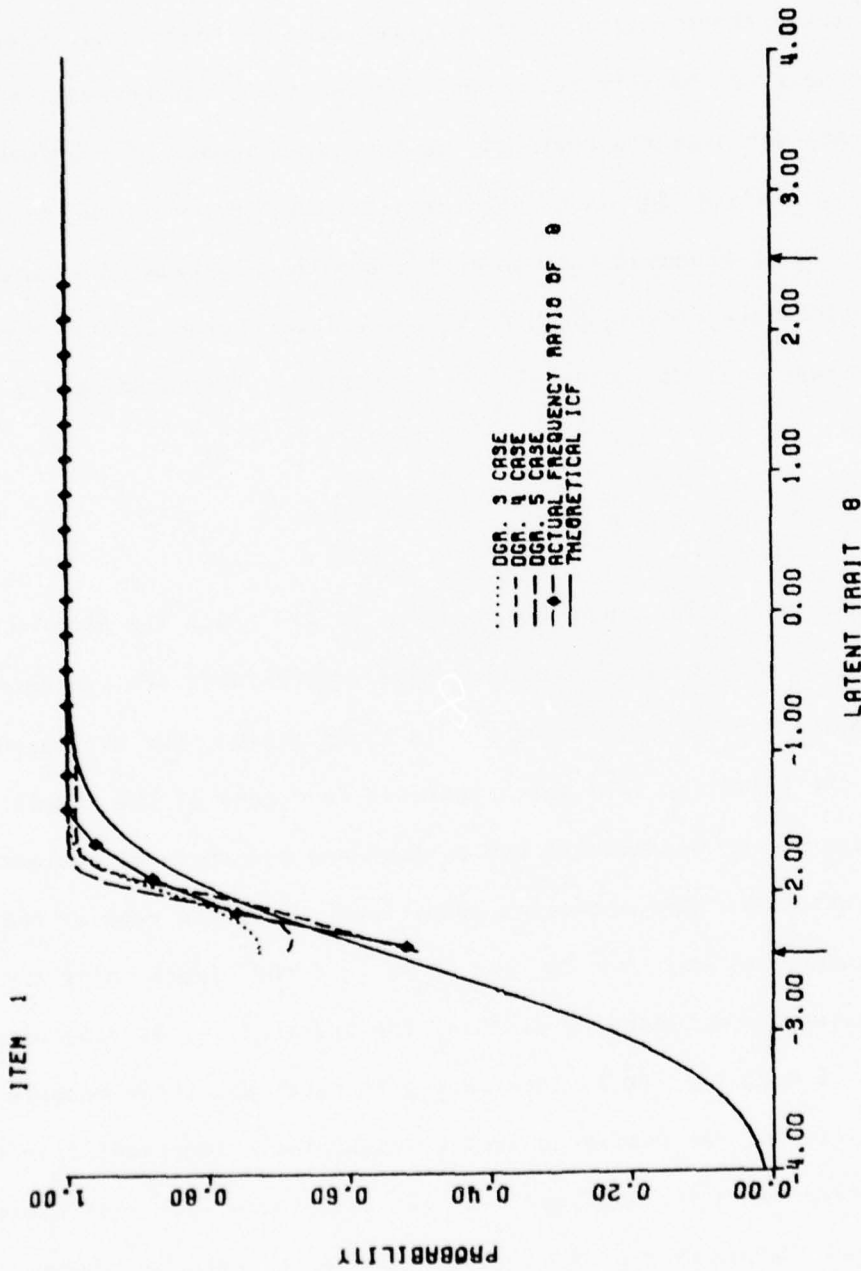


FIGURE 6-1

Estimated Item Characteristic Functions in Degree 3, 4 and 5 Cases by the Bivariate Normal Approach Method, Compared with the Theoretical Item Characteristic Function and the Actual Frequency Ratios, for Each of the Ten Binary Items.

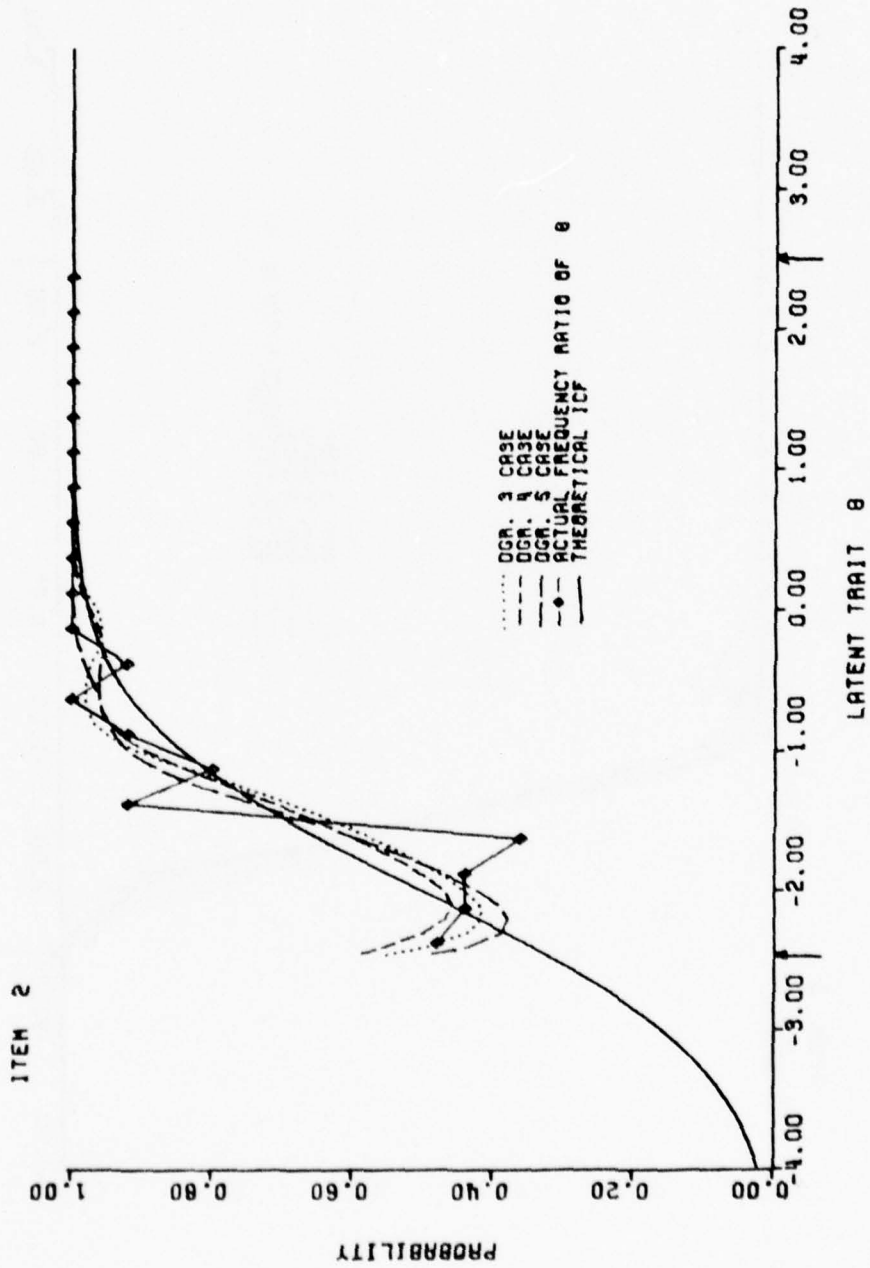


FIGURE 6-1: Estimated Item Characteristic Functions (Continued)

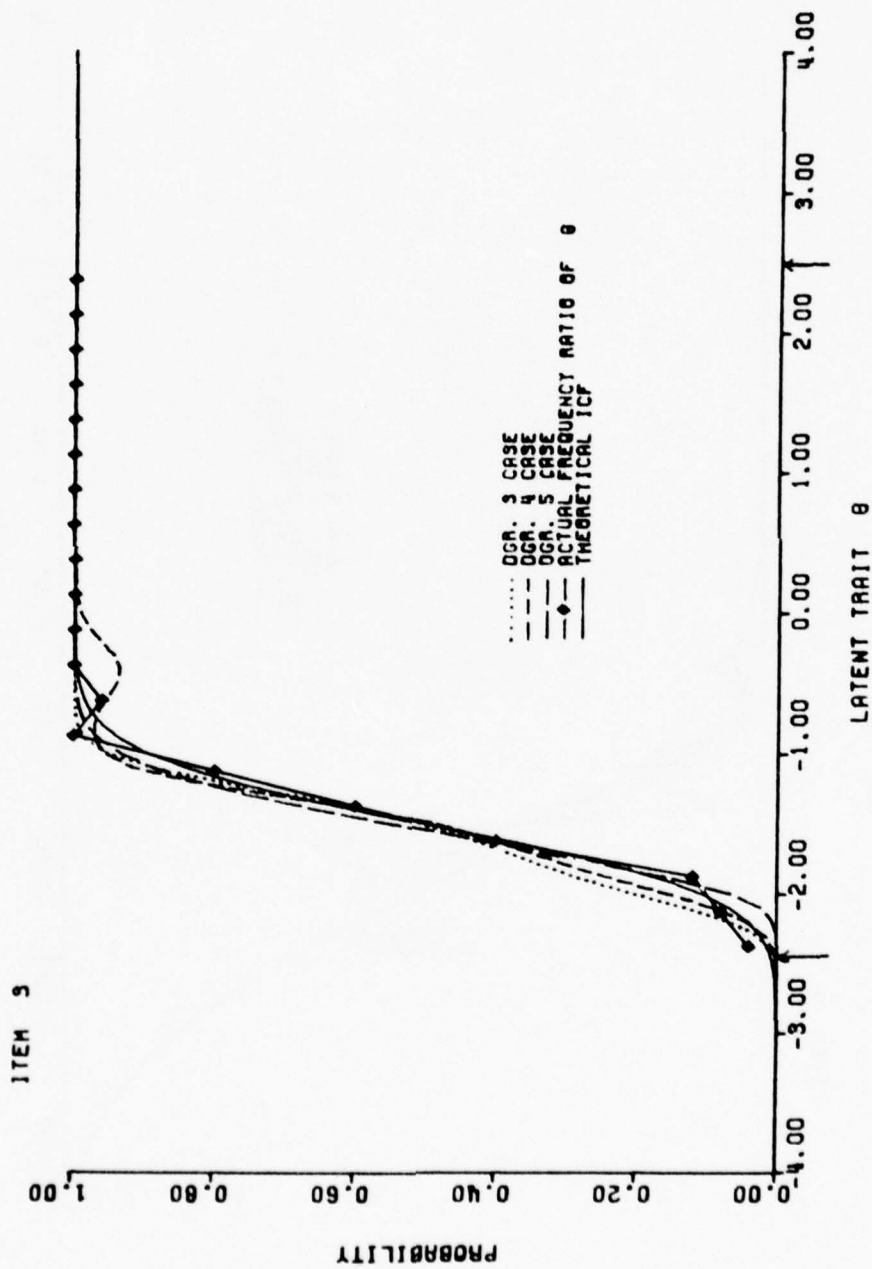


FIGURE 6-1-1: Estimated Item Characteristic Functions (Continued)

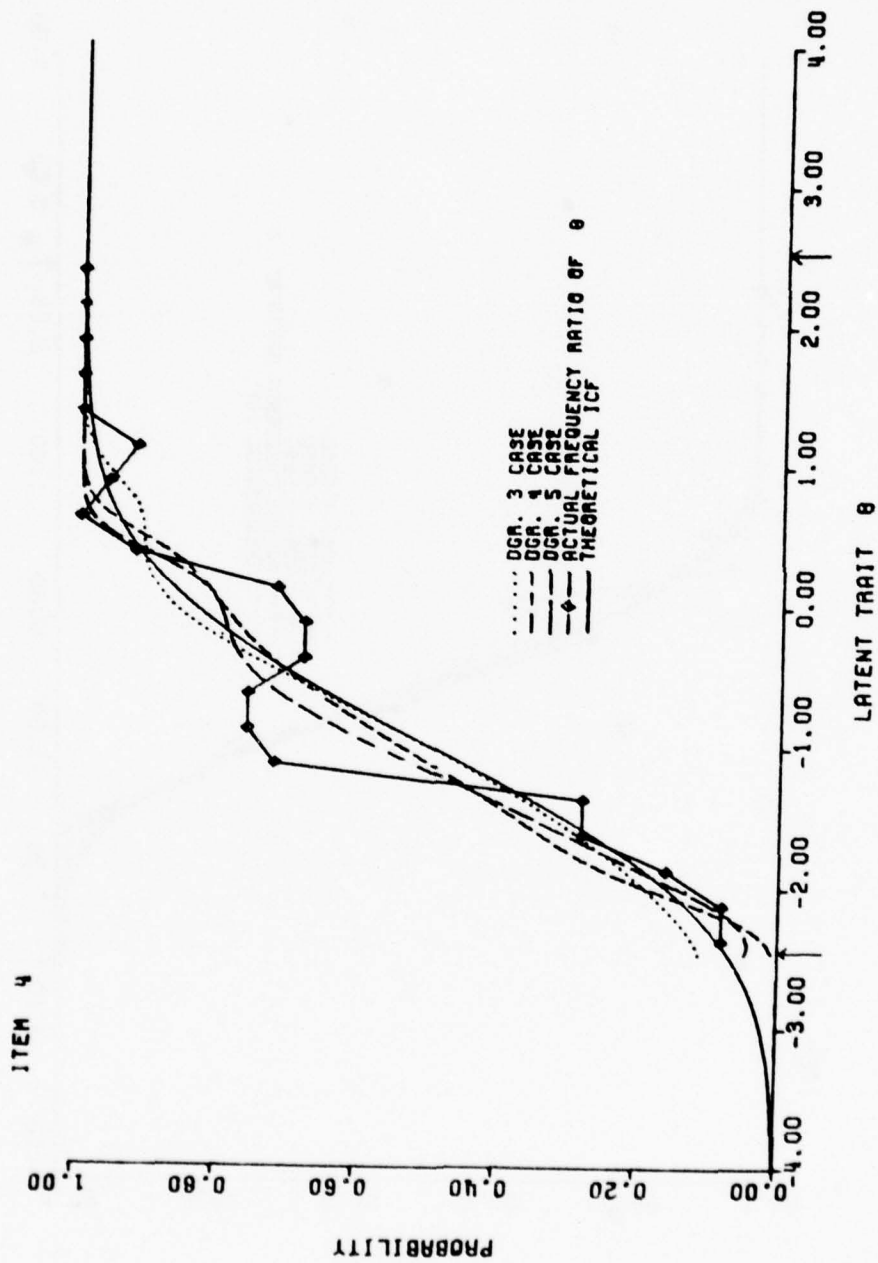


FIGURE 6-1: Estimated Item Characteristic Functions (Continued)

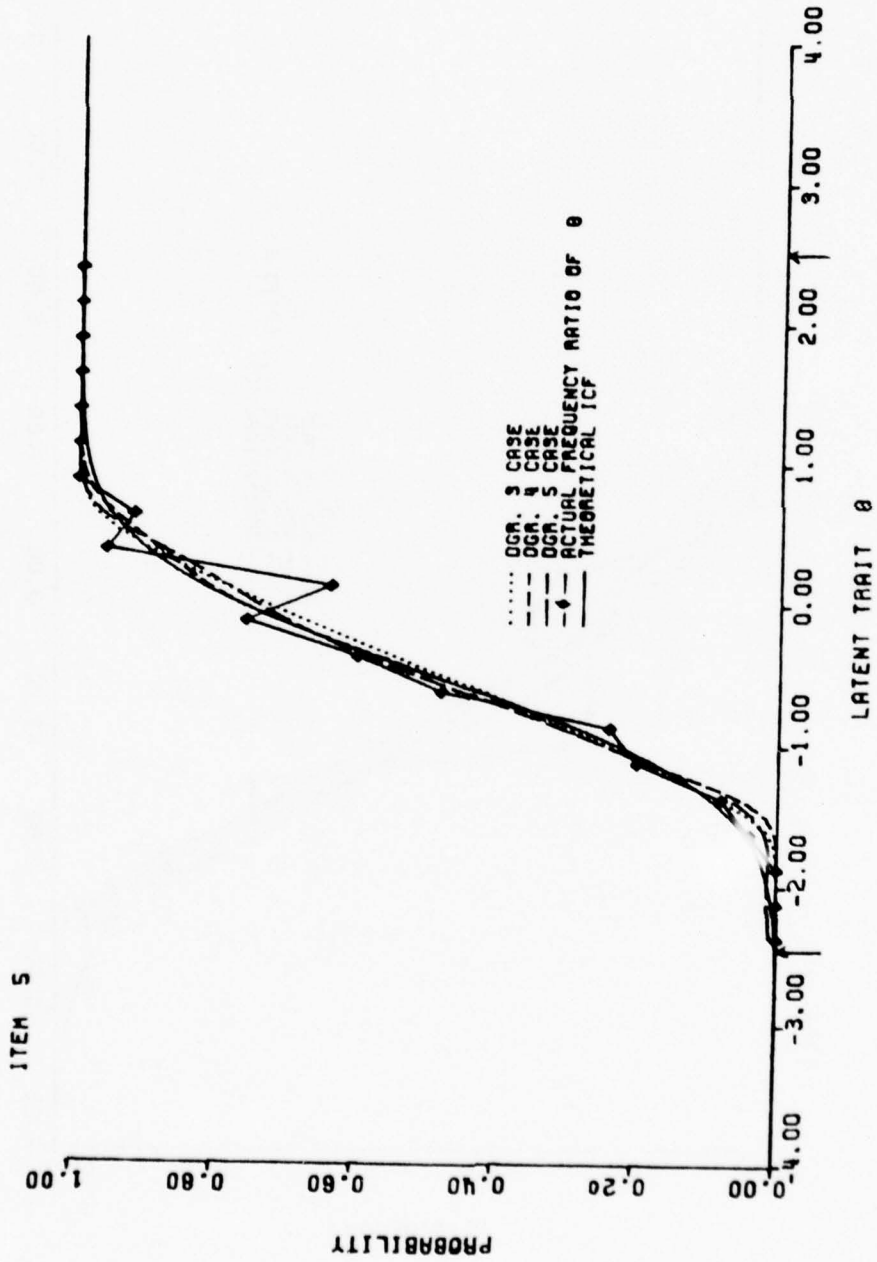


FIGURE 6-1: Estimated Item Characteristic Functions (Continued)

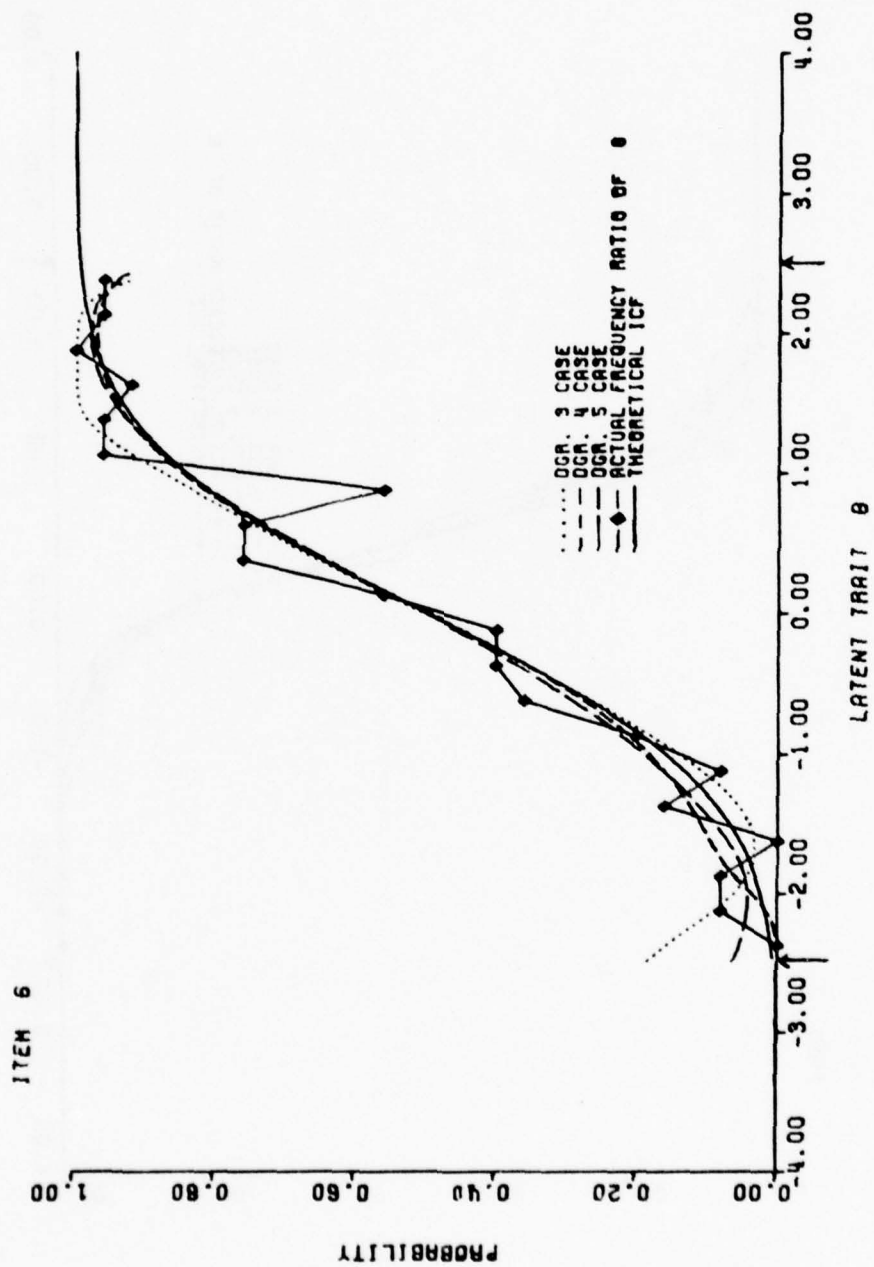


FIGURE 6-1: Estimated Item Characteristic Functions (Continued)

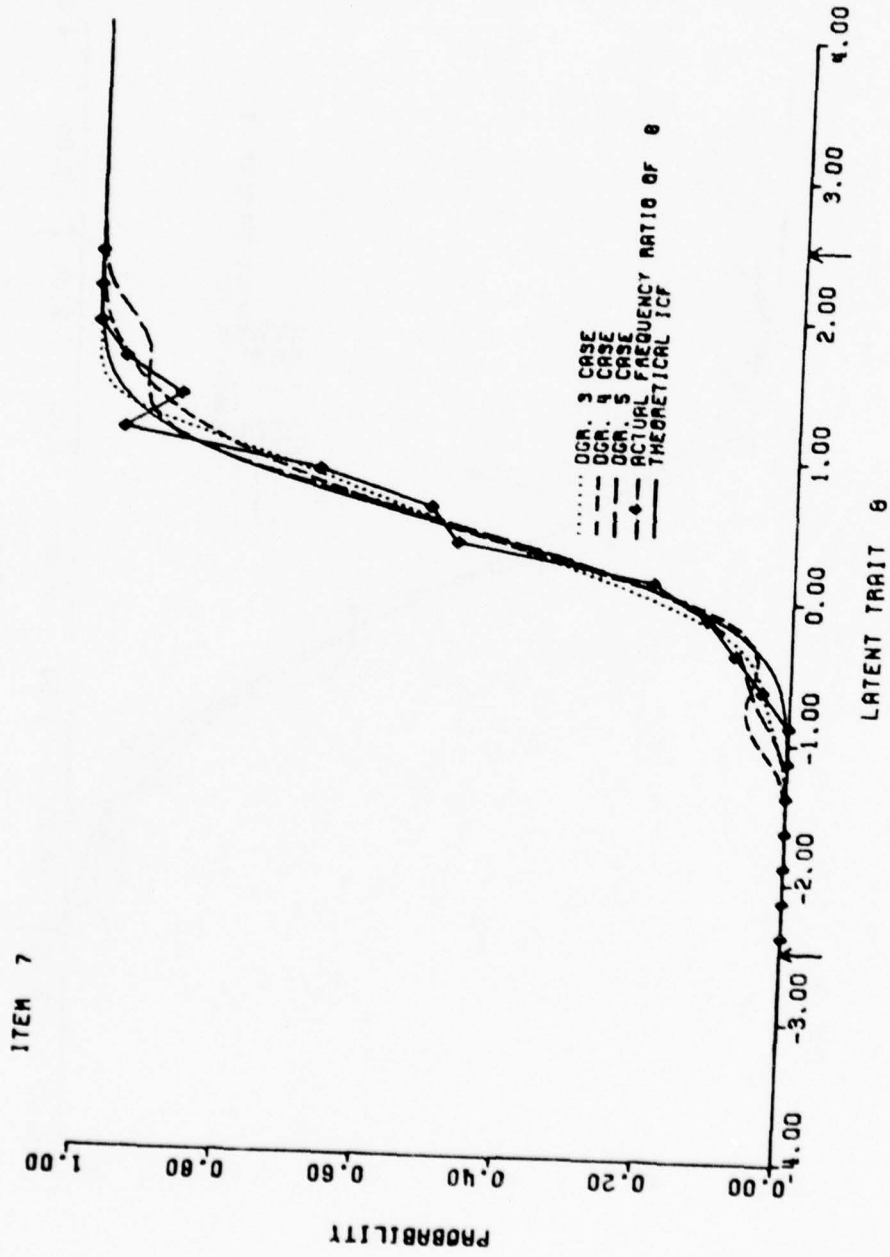


FIGURE 6-1: Estimated Item Characteristic Functions (Continued)

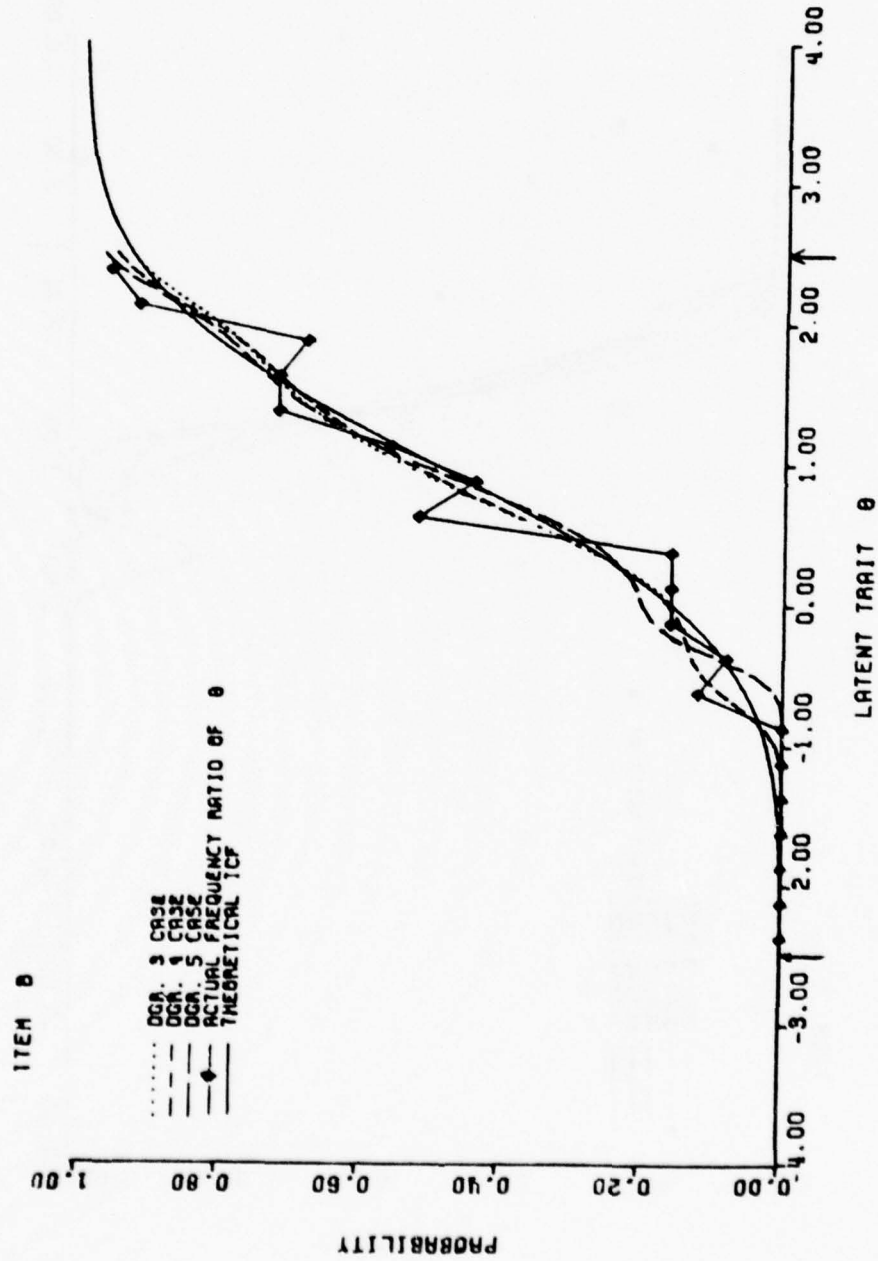


FIGURE 6-1: Estimated Item Characteristic Functions (Continued)

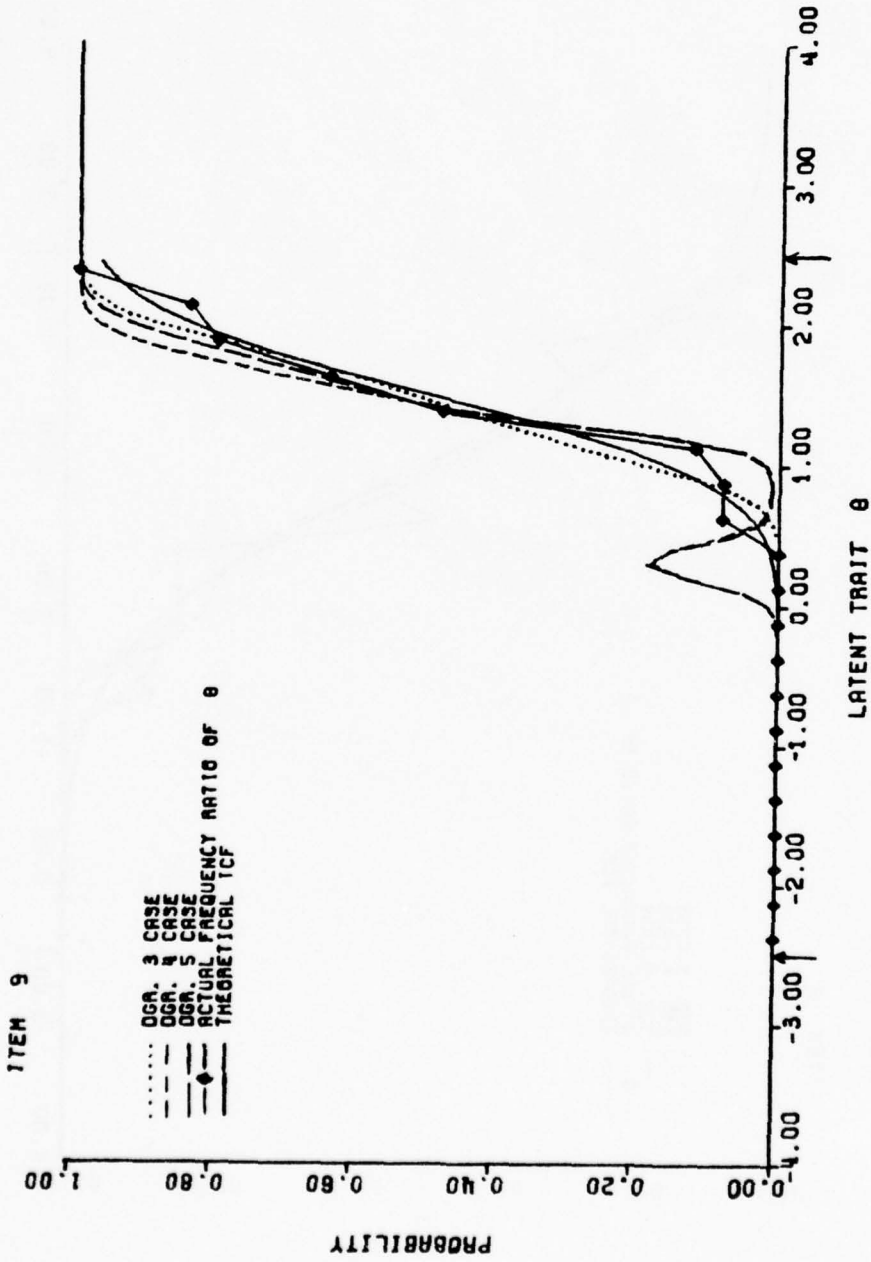


FIGURE 6-1: Estimated Item Characteristic Functions (Continued)

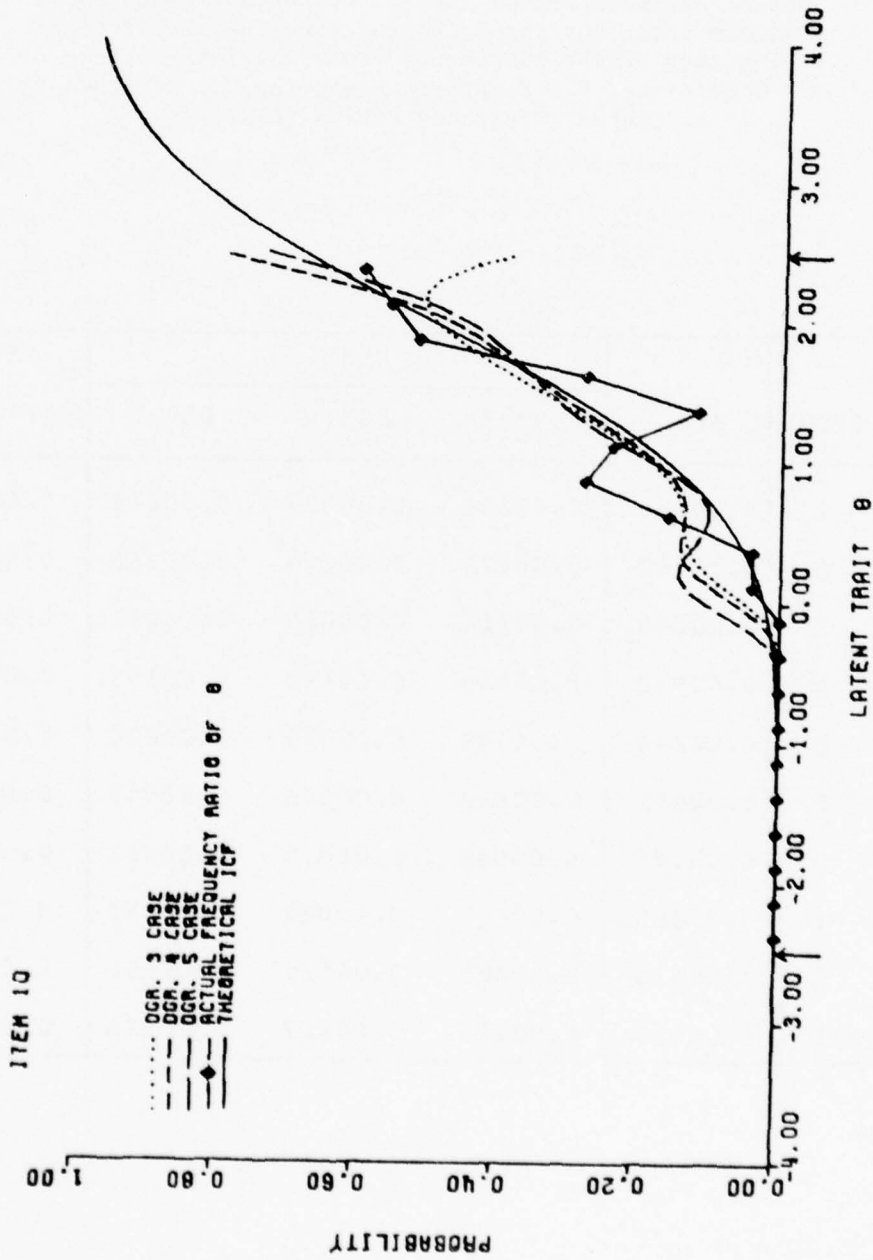


FIGURE 6-1: Estimated Item Characteristic Functions (Continued)

TABLE 6-1

Mean Square Errors of the Estimated Item Characteristic Functions of Ability θ in Degree 3, 4 and 5 Cases of the Bivariate Normal Approach Method (BNAM), Compared with the Mean Square Error for the Criterion Item Characteristic Function of the Simple Sum Procedure (SSP) of the Conditional P.D.F. Approach and the One for the Actual Frequency Ratios (AFR).

ITEM	AFR	BNAM			SSP CRITERION
		DGR.3	DGR.4	DGR.5	
1	0.00068	0.00235	0.00084	0.00213	0.00070
2	0.00782	0.00222	0.00244	0.00168	0.00121
3	0.00049	0.00119	0.00088	0.00051	0.00098
4	0.00940	0.00039	0.00140	0.00159	0.00269
5	0.00242	0.00029	0.00025	0.00029	0.00059
6	0.00601	0.00238	0.00046	0.00050	0.00089
7	0.00179	0.00066	0.00075	0.00061	0.00120
8	0.00368	0.00052	0.00044	0.00051	0.00109
9	0.00135	0.00065	0.00029	0.00058	0.00051
10	0.00325	0.00275	0.00117	0.00136	0.00124

TABLE 6-2

Square Roots of the Mean Square Errors of the Estimated Item Characteristic Functions of Ability θ in Degree 3, 4 and 5 Cases of the Bivariate Normal Approach Method (BNAM), Compared with the Mean Square Error for the Criterion Item Characteristic Function of the Simple Sum Procedure (SSP) of the Conditional P.D.F. Approach and the one for the Actual Frequency Ratios (AFR).

ITEM	AFR	BNAM			SSP
		DGR.3	DGR.4	DGR.5	CRITERION
1	0.02610	0.04850	0.02897	0.04610	0.02650
2	0.08843	0.04719	0.04944	0.04093	0.03473
3	0.02223	0.03455	0.02964	0.02260	0.03138
4	0.09696	0.01967	0.03743	0.03989	0.05187
5	0.04923	0.01697	0.01591	0.01695	0.02421
6	0.07754	0.04875	0.02144	0.02242	0.02982
7	0.04236	0.02560	0.02735	0.02462	0.03458
8	0.06070	0.02302	0.02089	0.02252	0.03306
9	0.03671	0.02546	0.07271	0.06310	0.02260
10	0.05701	0.05246	0.03426	0.03684	0.03526

reveals that this tendency is especially true for items of intermediate difficulties, such as items 4, 5, 6, 7 and 8 .

The above results are of particular interest considering that the discrepancy measures for the estimated density functions turned out to be larger than the one obtained for the criterion density function of the Simple Sum Procedure of the Conditional P.D.F. Approach, the fact which was pointed out in the preceding section. No systematic tendencies are observed with respect to the relative superiorities among Degree 3, 4 and 5 Cases.

The two item parameters of the normal ogive model on the dichotomous response level, i.e., the discrimination parameter, a_g , and the difficulty parameter, b_g , are estimated for each item, based on the least squares principle (Samejima, 1977c, 1978a, 1978b, 1978d, 1978e) using the interval of θ , $[-2.0, 2.0]$, with the step of 0.2 and the exclusion of the points at which the estimated item characteristic function exceeds 0.95 or assumes values less than 0.05 . These results are shown in Tables 6-3 and 6-4, respectively, together with the true parameters and the estimated parameters from the criterion item characteristic functions of the Simple Sum Procedure of the Conditional P.D.F. Approach. As has been observed in the other cases, generally speaking, the estimated difficulty parameters are closer to the true parameter values than the estimated discrimination parameters; for large discrimination parameters, the estimation tends to be poor, as we can see in items 3, 7 and 9; and there are no systematic tendencies as to the relative superiorities among Degree 3, 4 and 5 Cases, in both estimations. If we compare these results with those of the criterion item characteristic functions of the Simple Sum Procedure of the Conditional P.D.F. Approach,

TABLE 6-3

Estimated Item Discrimination Parameters, \hat{a}_g , in Degree 3, 4 and 5 Cases of the Bivariate Normal Approach Method (BNAM), Compared with the True Parameters and Those for the Criterion Item Characteristic Functions of the Simple Sum Procedure (SSP) of the Conditional P.D.F. Approach. Estimation Is Based on the Least Squares Principle Using the Interval of θ , [-2.0, 2.0], Excluding the Points for Which $P_g(\theta)$ Is less than 0.05 or Greater than 0.95.

ITEM	TRUE	BNAM			SSP CRITERION
		DGR.3	DGR.4	DGR.5	
1	1.5	---	---	---	1.400 ₅
2	1.0	1.427	1.424	1.607	1.024
3	2.5	1.974 ₅	1.602	2.548	1.788
4	1.0	0.915	0.850	0.929	0.868
5	1.5	1.453	1.436	1.468	1.368
6	1.0	1.048	0.922	0.949	0.895
7	2.0	1.711	1.491	1.516	1.473
8	1.0	0.903	0.894	0.950	0.886
9	2.0	2.143	1.227	1.322	1.716
10	1.0	0.723	0.664	0.556	0.725

The points in the interval of θ are taken with equal steps of 0.2. The total number of points used in estimation is shown below each estimate, if it is less than 6. For item 1, there is only one point, so the estimation was not conducted.

TABLE 6-4

Estimated Item Difficulty Parameters, \hat{b}_g , in Degree 3, 4 and 5 Cases of the Bivariate Normal Approach Method (BNAM), Compared with the True Parameters and Those for the Criterion Item Characteristic Functions of the Simple Sum Procedure (SSP) of the Conditional P.D.F. Approach. Estimation Is Based on the Least Squares Principle Using the Interval of θ , [-2.0, 2.0], Excluding the Points for Which $P_g(\theta)$ Is Less than 0.05 or Greater than 0.95 .

ITEM	TRUE	BNAM			SSP
		DGR.3	DGR.4	DCR.5	CRITERION
1	-2.5	---	---	---	-2.651 ₅
2	-2.0	-1.810	-1.850	-1.819	-2.002
3	-1.5	-1.565 ₅	-1.496	-1.525	-1.507
4	-1.0	-1.049	-1.089	-1.083	-1.005
5	-0.5	-0.475	-0.499	-0.475	-0.472
6	0.0	-0.057	-0.074	-0.057	-0.075
7	0.5	0.515	0.510	0.530	0.527
8	1.0	0.960	0.968	0.970	0.981
9	1.5	1.456	1.319	1.294	1.502
10	2.0	2.079	2.210	2.330	2.118

The points in the interval of θ are taken with equal steps of 0.2. The total number of points used in estimation is shown below each estimate, if it is less than 6. For item 1, there is only one point, so the estimation was not conducted.

they are just as good, although there is a slight tendency that the estimation of these parameters is poorer for the items which are very easy or very difficult in the present results.

VII Discussion and Conclusion

Bivariate P.D.F. Approach was introduced, and, combined with Normal Approach Method, was tested on the same simulated data, which have been used in testing various combinations of an approach and a method developed previously. The results turned out to be successful, or just as good as those obtained by the other combinations of an approach and a method. There are no indications that Degree 5 Case provides us with better results than Degree 4 and 3 Cases, nor that Degree 3 Case is inferior to Degree 4 and 5 Cases, in both the estimation of ability distributions and the estimation of item characteristic functions, as far as the present set of simulated data is concerned.

The success in the present paper should be emphasized considering that Normal Approach Method is used, in which only two estimated conditional moments are used and the approximation to the bivariate density function by a normal density function is apparently too crude, especially for extreme values of θ . To ameliorate this, Pearson System Method should naturally be considered. Unlike in Conditional P.D.F. Approach, however, Pearson System Method would cause some problem in the estimation of the parameters with the present simulated data, since not only Pearson's Types I and II distributions and the normal distribution but also those of Types IV, VI and VII are involved, as is clear from Table A-2-1 of Appendix II. Normal Approach Method, on the other hand, is quite simple in application because it requires only two estimated conditional moments, even though it may sacrifice some accuracy of estimation. To avoid the complex nature of Pearson System Method without sacrificing the accuracy of the estimation of the bivariate density function, the adoption of polynomials obtained by the method of moments is being considered, and

some theoretical investigation of the polynomial obtained by the method of moments is under way, which will be published as our Research Report 79-2 in the near future.

The Bivariate P.D.F. Approach proposed in the present paper is somewhat different from the one presented previously (Samejima, 1977b), since the density function of the maximum likelihood estimate $\hat{\theta}$ is approximated by a polynomial obtained by the method of moments, and the result is used in estimating the conditional moments of ability θ , given $\hat{\theta}$. It is suspected that, if the data are different from those used in this sequence of research, and the linear regressions are not so close to the true regressions of θ on $\hat{\theta}$, then the superiority of the present type of Bivariate P.D.F. Approach over Normal Approximation Method may be more conspicuous. Additional research is necessary to investigate this, however, before we reach any conclusion.

REFERENCES I

(ONR Technical Reports)

- [1] Samejima, F. Estimation of the operating characteristics of item response categories I: Introduction to the Two-Parameter Beta Method. Office of Naval Research, Research Report 77-1, 1977c.
- [2] Samejima, F. Estimation of the operating characteristics of item response categories II: Further development of the Two-Parameter Beta Method. Office of Naval Research, Research Report 78-1, 1978a.
- [3] Samejima, F. Estimation of the operating characteristics of item response categories III: The Normal Approach Method and the Pearson System Method. Office of Naval Research, Research Report 78-2, 1978b.
- [4] Samejima, F. Estimation of the operating characteristics of item response categories IV: Comparison of the different methods. Office of Naval Research, Research Report 78-3, 1978c.
- [5] Samejima, F. Estimation of the operating characteristics of item response categories V: Weighted Sum Procedure in the Conditional P.D.F. Approach. Office of Naval Research, Research Report 78-4, 1978d.
- [6] Samejima, F. Estimation of the operating characteristics of item response categories VI: Proportioned Sum Procedure in the Conditional P.D.F. Approach. Office of Naval Research, Research Report 78-5, 1978e.

REFERENCES II

- [7] Elderton, W. P. and N. L. Johnson. Systems of frequency curves. Cambridge University Press, 1969.
- [8] Johnson, N. L. and S. Kotz. Continuous univariate distributions. Vol. 2. Houghton Mifflin, 1970.
- [9] Samejima, F. Estimation of latent ability using a response pattern of graded scores. Psychometrika Monograph, No. 17, 1969.
- [10] Samejima, F. A general model for free-response data. Psychometrika Monograph, No. 18, 1972.
- [11] Samejima, F. Graded response model of the latent trait theory and tailored testing. Proceedings of the First Conference on Computerized Adaptive Testing, 1975, Civil Service Commission and Office of Naval Research, 1975, pages 5-17.
- [12] Samejima, F. A use of the information function in tailored testing. Applied Psychological Measurement, 1, 1977a, pages 233-247.
- [13] Samejima, F. A method of estimating item characteristic functions using the maximum likelihood estimate of ability. Psychometrika, 42, 1977b, pages 163-191.

APPENDIX I

PRECEDING PAGE BLANK

A-I Simulated Data

The simulated data used in the present study are characterized as follows.

- (1) There are 500 hypothetical examinees.
- (2) Their ability, or latent trait, distributes uniformly for the interval of θ , $(-2.5, 2.5)$. Actually, we use 100 discrete points of θ , such as $-2.475, -2.425, -2.375, -2.325, \dots, 2.375, 2.425$ and 2.475 , i.e., the midpoints of the 100 subintervals with the width of 0.05, and at each point five examinees are located.
- (3) There is a hypothetical test of 35 graded items, each of which has three[§] item score categories, and which provides us with an approximately constant test information function, 21.63, for the interval of θ , $[-3.0, 3.0]$, following the normal ogive model of the graded response level (Samejima, 1969, 1972). The test is called the Old Test, to distinguish it from the New Test which will be described later.
- (4) Each of the 500 examinees is assumed to have taken the Old Test, and his response pattern on the 35 graded items has been calibrated by the Monte Carlo method. The score categories of each item are 0, 1 and 2, and a typical response pattern looks like: $(2, 2, 2, 2, 2, 1, 2, 2, 2, 2, 2, 2, 1, 2, 2, 2, 1, 2, 1, 1, 1, 0, 1, 1, 1, 0, 1, 0, 1, 1, 0, 0, 0, 0, 0)$.
- (5) From each response pattern, the maximum likelihood estimate of the examinee's ability has been obtained, using a computer program written for this purpose. In this process, out of 105 basic

[§] In RR-78-2, RR-78-4, RR-78-5 and RR-79-1, this number is reported to be "four" by mistake, but "three" is the correct number. Related with this, there are some corrections to be made in the first, fifth, and sixth lines from bottom in the same appendix as this one in RR-78-4 and RR-78-5.

functions (Samejima, 1969, 1972), an appropriate set of 35 basic functions are chosen depending upon the item scores in the response pattern, and, using the Newton-Raphson procedure, the point of θ at which the sum total of these 35 basic functions equals zero is searched.

- (6) There is another hypothetical test of 10 binary items, each of which follows the normal ogive model of the dichotomous response level. This is called the New Test.
- (7) Each of the 500 examinees is assumed to have taken the New Test also, and his response pattern on the New Test has been calibrated by the Monte Carlo method. A typical response pattern looks like: (0,0,0,1,0,0,1,0,1,1).
- (8) The item characteristic functions of the test items of the New Test are assumed to be unknown, and they are the target of estimation. Each method of estimation is evaluated by the "closeness" of the resultant estimated item characteristic functions to the true item characteristic functions,

$$P_g(\theta) = (2\pi)^{-1/2} \int_{-\infty}^a \frac{(\theta - b)_g}{g} e^{-\frac{t^2}{2}} dt .$$

APPENDIX II

PRECEDING PAGE BLANK

TABLE A-2-1

The Four Estimated Conditional Moments of the Ability θ , given the Maximum Likelihood Estimate $\hat{\theta}$, the First of Which Is About the Origin and the Other Three of Which Are About the Mean, Together with the Coefficients β_1 and β_2 , and Pearson's criterion κ , in Degree 3, 4 and 5 Cases for the Failure and Success Groups of Each of the Ten Binary Items. The Integers in the Column "Type" Indicate the Pearson's Distribution Type Numbers, Except for 8 Which is Used for the Normal Distribution.

DEGREE 3 CASE: Item 1

Sub-ject	$\hat{\theta}$	Mean	Var.	3rd	4th	β_1	β_2	κ	Type
(Failure)									
13	-2.40000	-2.68981	0.03195	-0.00251	0.00224	0.193	2.191	-0.072	1
14	-2.70000	-2.61594	0.03591	-0.00130	0.00350	0.037	2.713	-0.041	1
15	-2.60000	-2.53574	0.03803	-0.00072	0.00414	0.009	2.662	-0.023	2
16	-2.50000	-2.45210	0.03918	-0.00037	0.00448	0.002	2.916	-0.010	2
17	-2.40000	-2.36668	0.03971	-0.00013	0.00463	0.000	2.935	-0.001	2
18	-2.30000	-2.28066	0.03975	-0.00009	0.00463	0.000	2.934	-0.001	2
19	-2.20000	-2.19508	0.03929	-0.00035	0.00449	0.002	2.911	-0.008	2
20	-2.10000	-2.11115	0.03817	-0.00072	0.00412	0.009	2.848	-0.021	2
21	-2.00000	-2.03071	0.03597	-0.00139	0.00345	0.041	2.668	-0.040	1
22	-1.90000	-1.95704	0.03163	-0.00283	0.00199	0.253	1.989	-0.079	1
(Success)									
23	-2.40000	-2.73609	0.04138	-0.00066	0.00500	0.006	2.920	-0.026	1
24	-2.70000	-2.64523	0.04254	-0.00043	0.00535	0.002	2.957	-0.020	2
25	-2.60000	-2.55229	0.04433	-0.00030	0.00558	0.001	2.974	-0.015	2
26	-2.50000	-2.45793	0.04488	-0.00022	0.00575	0.001	2.984	-0.012	8
27	-2.40000	-2.36255	0.04428	-0.00016	0.00586	0.000	2.989	-0.010	8
28	-2.30000	-2.26640	0.04459	-0.00012	0.00595	0.000	2.993	-0.008	8
29	-2.20000	-2.16967	0.04482	-0.00010	0.00602	0.000	2.995	-0.007	8
30	-2.10000	-2.07250	0.04501	-0.00008	0.00607	0.000	2.996	-0.006	8
31	-2.00000	-1.97456	0.04516	-0.00006	0.00611	0.000	2.997	-0.005	8
32	-1.90000	-1.87714	0.04528	-0.00005	0.00615	0.000	2.998	-0.004	8
33	-1.80000	-1.77909	0.04537	-0.00004	0.00617	0.000	2.998	-0.004	8
34	-1.70000	-1.68084	0.04545	-0.00003	0.00620	0.000	2.999	-0.003	8
35	-1.60000	-1.58243	0.04552	-0.00003	0.00621	0.000	2.999	-0.003	8
36	-1.50000	-1.48388	0.04558	-0.00002	0.00623	0.000	2.999	-0.003	8
37	-1.40000	-1.38523	0.04565	-0.00002	0.00624	0.000	2.999	-0.002	8
38	-1.30000	-1.28647	0.04567	-0.00002	0.00626	0.000	2.999	-0.002	8
39	-1.20000	-1.18764	0.04570	-0.00001	0.00627	0.000	2.999	-0.002	8
40	-1.10000	-1.08873	0.04573	-0.00001	0.00627	0.000	3.000	-0.001	8
41	-1.00000	-0.98976	0.04576	-0.00001	0.00628	0.000	3.000	-0.001	8
42	-0.90000	-0.89075	0.04578	-0.00001	0.00629	0.000	3.000	-0.001	8
43	-0.80000	-0.79169	0.04580	-0.00001	0.00629	0.000	3.000	-0.001	8
44	-0.70000	-0.69259	0.04581	-0.00001	0.00630	0.000	3.000	-0.001	8
45	-0.60000	-0.59347	0.04583	-0.00001	0.00630	0.000	3.000	-0.000	8
46	-0.50000	-0.49432	0.04584	-0.00000	0.00630	0.000	3.000	-0.000	8
47	-0.40000	-0.39515	0.04585	-0.00000	0.00630	0.000	3.000	-0.000	8
48	-0.30000	-0.29595	0.04585	-0.00000	0.00631	0.000	3.000	-0.000	8
49	-0.20000	-0.19677	0.04586	-0.00000	0.00631	0.000	3.000	-0.000	8
50	-0.10000	-0.09756	0.04586	-0.00000	0.00631	0.000	3.000	-0.000	8
51	0.00000	0.00164	0.04586	0.00000	0.00631	0.000	3.000	-0.000	8
52	0.10000	0.10085	0.04586	0.00000	0.00631	0.000	3.000	-0.000	8
53	0.20000	0.20004	0.04585	0.00000	0.00631	0.000	3.000	-0.000	8
54	0.30000	0.29923	0.04585	0.00000	0.00631	0.000	3.000	-0.000	8
55	0.40000	0.19841	0.04584	0.00000	0.00630	0.000	3.000	-0.000	8
56	0.50000	0.49756	0.04583	0.00001	0.00630	0.000	3.000	-0.000	8
57	0.60000	0.59669	0.04582	0.00001	0.00630	0.000	3.000	-0.001	8
58	0.70000	0.69580	0.04580	0.00001	0.00629	0.000	3.000	-0.001	8
59	0.80000	0.79486	0.04579	0.00001	0.00629	0.000	3.000	-0.001	8
60	0.90000	0.89389	0.04576	0.00001	0.00628	0.000	3.000	-0.001	8
61	1.00000	0.99287	0.04574	0.00001	0.00628	0.000	3.000	-0.001	8
62	1.10000	1.09179	0.04571	0.00001	0.00627	0.000	2.999	-0.002	8
63	1.20000	1.19064	0.04568	0.00002	0.00626	0.000	2.999	-0.002	8
64	1.30000	1.28941	0.04564	0.00002	0.00625	0.000	2.999	-0.002	8
65	1.40000	1.38809	0.04559	0.00002	0.00623	0.000	2.999	-0.002	8
66	1.50000	1.48666	0.04554	0.00003	0.00622	0.000	2.999	-0.003	8
67	1.60000	1.58510	0.04547	0.00003	0.00620	0.000	2.999	-0.003	8
68	1.70000	1.68339	0.04539	0.00004	0.00618	0.000	2.998	-0.004	8
69	1.80000	1.78149	0.04530	0.00005	0.00615	0.000	2.998	-0.004	8
70	1.90000	1.87936	0.04518	0.00006	0.00612	0.000	2.997	-0.005	8
71	2.00000	1.97696	0.04504	0.00007	0.00608	0.000	2.996	-0.005	8
72	2.10000	2.07427	0.04487	0.00009	0.00603	0.000	2.995	-0.007	8
73	2.20000	2.17134	0.04464	0.00012	0.00596	0.000	2.993	-0.008	8
74	2.30000	2.26812	0.04435	0.00015	0.00588	0.000	2.990	-0.010	8
75	2.40000	2.36468	0.04397	0.00020	0.00577	0.000	2.985	-0.012	8
76	2.50000	2.46107	0.04344	0.00028	0.00562	0.001	2.977	-0.013	8
77	2.60000	2.55733	0.04272	0.00040	0.00541	0.002	2.961	-0.019	2
78	2.70000	2.65347	0.04185	0.00061	0.00509	0.005	2.930	-0.024	2
79	2.80000	2.74953	0.04099	0.00097	0.00467	0.015	2.857	-0.034	1
80	2.90000	2.84549	0.03970	0.00170	0.00367	0.056	2.651	-0.049	1

TABLE A-2-1: Four Estimated Conditional Moments of θ , Together with the Coefficients β_1 and β_2 , and Pearson's criterion κ (Continued)

DEGREE 3 CASE: Item 2

Sub-ject	$\hat{\theta}$	Mean	Conditional Moments			β_1	β_2	κ	Type
			Var.	3rd	4th				
(Failure)									
17	-2.4900	-2.12570	0.02905	-0.00393	0.00102	0.829	1.207	-0.173	1
18	-2.3000	-2.25567	0.03496	-0.00186	0.00309	0.081	2.524	-0.053	1
19	-2.2000	-2.17649	0.03793	-0.00299	0.00474	0.018	2.811	-0.031	1
20	-2.1000	-2.09251	0.03955	-0.00355	0.00655	0.005	2.905	-0.018	2
21	-2.0000	-2.00987	0.04246	-0.00399	0.00882	0.001	2.944	-0.009	2
22	-1.9000	-1.91777	0.04493	-0.00414	0.01148	0.000	2.967	-0.003	2
23	-1.8000	-1.82901	0.04709	-0.00401	0.01451	0.000	2.988	-0.000	2
24	-1.7000	-1.74017	0.04880	-0.00399	0.01789	0.000	2.971	-0.002	2
25	-1.6000	-1.65177	0.04968	0.00020	0.02149	0.001	2.969	-0.007	2
26	-1.5000	-1.56433	0.05012	0.00032	0.02527	0.002	2.962	-0.015	2
27	-1.4000	-1.47840	0.05027	0.00047	0.02925	0.004	2.953	-0.026	1
28	-1.3000	-1.39486	0.05008	0.00064	0.03342	0.007	2.944	-0.041	1
29	-1.2000	-1.31390	0.04952	0.00080	0.03779	0.011	2.959	-0.077	1
30	-1.1000	-1.23562	0.04857	0.00079	0.04237	0.015	3.091	-0.253	4
31	-1.0000	-1.16115	0.04738	-0.00008	0.04712	0.020	3.773	-1.200	7
32	-0.9000	-1.08782	0.04595	-0.00444	0.05214	0.028	5.050	-0.079	4
33	-0.8000	-1.01656	0.04423	-0.01866	0.05740	0.038	5.542	-0.538	6
34	-0.7000	-0.94797	0.04225	-0.02817	0.06290	0.048	2.392	-0.163	1
35	-0.6000	-0.88277	0.04000	-0.03868	0.06866	0.057	1.855	-0.246	1
36	-0.5000	-0.82129	0.03746	-0.04467	0.07474	0.069	4.583	-1.223	1
37	-0.4000	-0.76374	0.03461	-0.04735	0.08111	0.081	3.100	-0.179	4
38	-0.3000	-0.71049	0.03148	-0.04677	0.08783	0.091	4.198	-0.305	7
39	-0.2000	-0.66100	0.02807	-0.04074	0.09485	0.093	3.201	-0.077	4
(Success)									
14	-2.7000	-2.58360	0.03312	-0.00294	0.00279	0.239	2.084	-0.079	1
15	-2.6000	-2.50863	0.03172	-0.00152	0.00385	0.043	2.707	-0.046	1
16	-2.5000	-2.43201	0.03025	-0.00089	0.00486	0.042	2.875	-0.032	1
17	-2.4000	-2.35318	0.02878	-0.00056	0.00587	0.040	2.937	-0.023	2
18	-2.3000	-2.27162	0.02732	-0.00038	0.00684	0.032	2.984	-0.018	2
19	-2.2000	-2.18829	0.02585	-0.00027	0.00782	0.021	2.978	-0.014	8
20	-2.1000	-2.10371	0.02435	-0.00019	0.00877	0.010	2.986	-0.011	8
21	-2.0000	-2.01821	0.02282	-0.00015	0.00978	0.000	2.991	-0.009	8
22	-1.9000	-1.93202	0.02126	-0.00011	0.01075	0.000	2.993	-0.008	8
23	-1.8000	-1.84530	0.01961	-0.00009	0.01169	0.000	2.995	-0.007	8
24	-1.7000	-1.75816	0.01788	-0.00007	0.01260	0.000	2.996	-0.006	8
25	-1.6000	-1.67070	0.01612	-0.00006	0.01349	0.000	2.997	-0.005	8
26	-1.5000	-1.58298	0.01435	-0.00005	0.01436	0.000	2.998	-0.004	8
27	-1.4000	-1.49501	0.01257	-0.00004	0.01521	0.000	2.998	-0.004	8
28	-1.3000	-1.40687	0.01078	-0.00003	0.01604	0.000	2.999	-0.003	8
29	-1.2000	-1.31859	0.00896	-0.00003	0.01685	0.000	2.999	-0.003	8
30	-1.1000	-1.23017	0.00712	-0.00002	0.01764	0.000	2.999	-0.002	8
31	-1.0000	-1.14165	0.00526	-0.00002	0.01841	0.000	2.999	-0.002	8
32	-0.9000	-1.05304	0.00340	-0.00002	0.01916	0.000	2.999	-0.002	8
33	-0.8000	-0.96436	0.00154	-0.00001	0.01989	0.000	2.999	-0.001	8
34	-0.7000	-0.87569	0.00068	-0.00001	0.02062	0.000	3.000	-0.001	8
35	-0.6000	-0.78701	0.00082	-0.00001	0.02134	0.000	3.000	-0.001	8
36	-0.5000	-0.69834	0.00096	-0.00001	0.02206	0.000	3.000	-0.001	8
37	-0.4000	-0.60967	0.00110	-0.00001	0.02278	0.000	3.000	-0.001	8
38	-0.3000	-0.52100	0.00124	-0.00000	0.02349	0.000	3.000	-0.000	8
39	-0.2000	-0.43233	0.00138	-0.00000	0.02420	0.000	3.000	-0.000	8
40	-0.1000	-0.34366	0.00152	-0.00000	0.02491	0.000	3.000	-0.000	8
41	0.0000	-0.25500	0.00166	-0.00000	0.02562	0.000	3.000	-0.000	8
42	0.1000	-0.16633	0.00180	-0.00000	0.02633	0.000	3.000	-0.000	8
43	0.2000	-0.07767	0.00194	-0.00000	0.02704	0.000	3.000	-0.000	8
44	0.3000	0.01100	0.00208	-0.00000	0.02775	0.000	3.000	-0.000	8
45	0.4000	0.10233	0.00222	-0.00000	0.02846	0.000	3.000	-0.000	8
46	0.5000	0.19367	0.00236	-0.00001	0.02917	0.000	3.000	-0.000	8
47	0.6000	0.28500	0.00250	-0.00001	0.02988	0.000	3.000	-0.001	8
48	0.7000	0.37634	0.00264	-0.00001	0.03059	0.000	3.000	-0.001	8
49	0.8000	0.46767	0.00278	-0.00001	0.03130	0.000	3.000	-0.001	8
50	0.9000	0.55901	0.00292	-0.00001	0.03201	0.000	2.999	-0.001	8
51	1.0000	0.65034	0.00306	-0.00002	0.03272	0.000	2.999	-0.002	8
52	1.1000	0.74168	0.00320	-0.00002	0.03343	0.000	2.999	-0.002	8
53	1.2000	0.83302	0.00334	-0.00003	0.03414	0.000	2.999	-0.002	8
54	1.3000	0.92436	0.00348	-0.00003	0.03485	0.000	2.999	-0.002	8
55	1.4000	1.01570	0.00362	-0.00003	0.03556	0.000	2.999	-0.002	8
56	1.5000	1.10704	0.00376	-0.00004	0.03627	0.000	2.998	-0.002	8
57	1.6000	1.19838	0.00390	-0.00005	0.03698	0.000	2.998	-0.002	8
58	1.7000	1.28972	0.00404	-0.00006	0.03769	0.000	2.997	-0.002	8
59	1.8000	1.38106	0.00418	-0.00008	0.03840	0.000	2.997	-0.002	8
60	1.9000	1.47240	0.00432	-0.00010	0.03911	0.000	2.997	-0.002	8
61	2.0000	1.56374	0.00446	-0.00012	0.03982	0.000	2.996	-0.002	8
62	2.1000	1.65508	0.00460	-0.00014	0.04053	0.000	2.996	-0.002	8
63	2.2000	1.74642	0.00474	-0.00016	0.04124	0.001	2.996	-0.002	8
64	2.3000	1.83776	0.00488	-0.00018	0.04195	0.001	2.996	-0.002	8
65	2.4000	1.92910	0.00502	-0.00020	0.04266	0.002	2.996	-0.002	8
66	2.5000	2.02044	0.00516	-0.00022	0.04337	0.002	2.996	-0.002	8
67	2.6000	2.11178	0.00530	-0.00024	0.04408	0.003	2.996	-0.002	8
68	2.7000	2.20312	0.00544	-0.00026	0.04479	0.003	2.996	-0.002	8
69	2.8000	2.29446	0.00558	-0.00028	0.04550	0.004	2.996	-0.002	8
70	2.9000	2.38580	0.00572	-0.00030	0.04621	0.004	2.996	-0.002	8

AD-A070 130

TENNESSEE UNIV KNOXVILLE DEPT OF PSYCHOLOGY

F/G 12/1

ESTIMATION OF THE OPERATING CHARACTERISTICS OF ITEM RESPONSE CA--ETC(U)

DEC 78 F SAMEJIMA

N00014-77-C-0360

UNCLASSIFIED

RR-78-6

NL

2 OF 2

AD A070130



END
DATE
FILMED
7-79
DDC

TABLE A-2-1: Four Estimated Conditional Moments of θ , Together with the Coefficients β_1 and β_2 , and Pearson's criterion κ (Continued)

DEGREE 3 CASE: Item 3

Sub- ject	$\hat{\theta}$	Mean	Conditional Moments			β_1	β_2	κ	Type
(Failure)			Var.	3rd	4th				
16	-2.5000	-2.43672	0.03380	-0.00240	0.00264	0.149	2.310	-0.066	1
17	-2.4000	-2.35905	0.03759	-0.00126	0.00389	0.030	2.755	-0.039	1
18	-2.3100	-2.27528	0.03967	-0.00072	0.00454	0.008	2.888	-0.025	1
19	-2.2600	-2.18804	0.04088	-0.00043	0.00491	0.003	2.939	-0.016	2
20	-2.1000	-2.09875	0.04160	-0.00025	0.00513	0.001	2.962	-0.009	2
21	-2.0200	-2.00825	0.04202	-0.00013	0.00525	0.000	2.973	-0.003	2
22	-1.9000	-1.91712	0.04220	-0.00004	0.00530	0.000	2.978	-0.000	8
23	-1.8000	-1.82578	0.04221	-0.00004	0.00531	0.000	2.979	-0.000	8
24	-1.7000	-1.73462	0.04204	0.00017	0.00526	0.000	2.979	-0.000	8
25	-1.6000	-1.64404	0.04167	0.00022	0.00516	0.001	2.973	-0.003	8
26	-1.5000	-1.55449	0.04107	0.00035	0.00499	0.002	2.957	-0.014	2
27	-1.4000	-1.46661	0.04011	0.00055	0.00471	0.005	2.928	-0.022	2
28	-1.3000	-1.38136	0.03859	0.00088	0.00426	0.014	2.864	-0.033	1
29	-1.2000	-1.30035	0.03608	-0.00151	0.00350	0.048	2.691	-0.048	1
30	-1.1000	-1.22665	0.03157	0.00285	0.00205	0.258	2.062	-0.083	1
(Success)									
20	-2.1000	-1.47339	0.02927	-0.00437	0.00087	0.763	1.012	-0.278	1
21	-2.0000	-1.40209	0.03584	-0.00208	0.00322	0.094	2.507	-0.058	1
22	-1.9000	-1.32055	0.03520	-0.00115	0.00432	0.022	2.814	-0.038	1
23	-1.8000	-1.23147	0.04114	-0.00070	0.00493	0.007	2.913	-0.027	1
24	-1.7000	-1.14705	0.04237	-0.00046	0.00530	0.003	2.953	-0.020	2
25	-1.6000	-1.05545	0.04319	-0.00031	0.00554	0.001	2.973	-0.016	2
26	-1.5000	-0.95631	0.04376	-0.00022	0.00571	0.001	2.983	-0.012	8
27	-1.4000	-0.85123	0.04418	-0.00017	0.00583	0.003	2.989	-0.010	8
28	-1.3000	-0.74530	0.04449	-0.00013	0.00592	0.000	2.992	-0.008	8
29	-1.2000	-0.63878	0.04473	-0.00010	0.00599	0.000	2.994	-0.007	8
30	-1.1000	-0.53181	0.04492	-0.00008	0.00604	0.000	2.996	-0.006	8
31	-1.0000	-0.42446	0.04507	-0.00005	0.00609	0.000	2.997	-0.005	8
32	-0.9000	-0.31784	0.04519	-0.00003	0.00612	0.000	2.998	-0.004	8
33	-0.8000	-0.21197	0.04528	-0.00004	0.00615	0.000	2.998	-0.004	8
34	-0.7000	-0.10692	0.04536	-0.00003	0.00617	0.000	2.999	-0.003	8
35	-0.6000	0.00000	0.04543	-0.00003	0.00619	0.000	2.999	-0.002	8
36	-0.5000	0.10692	0.04548	-0.00002	0.00620	0.000	2.999	-0.002	8
37	-0.4000	0.21385	0.04553	-0.00002	0.00622	0.000	2.999	-0.002	8
38	-0.3000	0.32078	0.04556	-0.00002	0.00623	0.000	2.999	-0.001	8
39	-0.2000	0.42771	0.04559	-0.00001	0.00623	0.000	2.999	-0.001	8
40	-0.1000	0.53464	0.04561	-0.00001	0.00624	0.000	2.999	-0.001	8
41	0.0000	0.64157	0.04563	-0.00001	0.00625	0.000	2.999	-0.000	8
42	0.1000	0.74850	0.04565	-0.00000	0.00625	0.000	2.999	-0.000	8
43	0.2000	0.85543	0.04565	-0.00000	0.00625	0.000	2.999	-0.000	8
44	0.3000	0.96236	0.04566	-0.00000	0.00625	0.000	2.999	-0.000	8
45	0.4000	1.06929	0.04566	0.00000	0.00625	0.000	2.999	-0.000	8
46	0.5000	1.17622	0.04565	0.00000	0.00625	0.000	2.999	-0.000	8
47	0.6000	1.28315	0.04564	0.00001	0.00625	0.000	2.999	-0.000	8
48	0.7000	1.39008	0.04563	0.00001	0.00625	0.000	2.999	-0.000	8
49	0.8000	1.49701	0.04561	0.00001	0.00624	0.000	2.999	-0.001	8
50	0.9000	1.60394	0.04559	0.00001	0.00623	0.000	2.999	-0.001	8
51	1.0000	1.71087	0.04556	0.00002	0.00623	0.000	2.999	-0.001	8
52	1.1000	1.81780	0.04552	0.00002	0.00621	0.000	2.999	-0.001	8
53	1.2000	1.92473	0.04548	0.00002	0.00620	0.000	2.999	-0.002	8
54	1.3000	2.03166	0.04542	0.00003	0.00619	0.000	2.999	-0.003	8
55	1.4000	2.13859	0.04535	0.00003	0.00617	0.000	2.998	-0.003	8
56	1.5000	2.24552	0.04527	0.00004	0.00614	0.001	2.998	-0.004	8
57	1.6000	2.35245	0.04517	0.00005	0.00611	0.000	2.997	-0.004	8
58	1.7000	2.45938	0.04504	0.00006	0.00608	0.000	2.997	-0.005	8
59	1.8000	2.56631	0.04488	0.00007	0.00603	0.000	2.996	-0.006	8
60	1.9000	2.67324	0.04468	0.00010	0.00598	0.000	2.994	-0.007	8
61	2.0000	2.78017	0.04443	0.00013	0.00593	0.001	2.991	-0.009	8
62	2.1000	2.88710	0.04409	0.00018	0.00581	0.000	2.987	-0.011	8
63	2.2000	2.99403	0.04364	0.00024	0.00568	0.001	2.981	-0.013	8
64	2.3000	3.10096	0.04304	0.00034	0.00549	0.001	2.969	-0.017	2
65	2.4000	3.20789	0.04211	0.00051	0.00522	0.003	2.945	-0.022	2
66	2.5000	3.31482	0.04073	0.00079	0.00480	0.009	2.895	-0.029	1
67	2.6000	3.42175	0.03851	0.00113	0.00410	0.031	2.765	-0.042	1
68	2.7000	3.52868	0.03455	0.00249	0.00278	0.151	2.326	-0.067	1

TABLE A-2-1: Four Estimated Conditional Moments of θ , Together with the Coefficients β_1 and β_2 , and Pearson's criterion κ (Continued)

DEGREE 3 CASE: I:cm 4		Conditional Moments				β_1	β_2	κ	Type
Sub-	$\hat{\theta}$	Mean	Var.	3rd	4th				
ject	(Success)								
14	-2.7000	-2.58660	0.05060	0.00351	0.00067	0.093	1.185	0.117	4
15	-2.5000	-2.48563	0.05532	0.00182	0.00060	0.028	1.312	-0.019	4
16	-2.5000	-2.38649	0.04305	0.00060	0.00588	0.005	1.173	0.010	7
17	-2.4000	-2.29636	0.04234	0.00013	0.00552	0.000	1.079	0.001	7
18	-2.3000	-2.20589	0.04232	-0.00008	0.00543	0.000	1.011	0.001	7
19	-2.2000	-2.11310	0.04258	-0.00015	0.00556	0.000	1.009	0.012	0
20	-2.1000	-2.02064	0.04292	-0.00016	0.00553	0.000	1.000	-0.436	1
21	-2.0000	-1.92741	0.04327	-0.00016	0.00561	0.000	2.997	-0.031	1
22	-1.9000	-1.83354	0.04360	-0.00014	0.00569	0.000	2.996	-0.070	0
23	-1.8000	-1.73862	0.04389	-0.00012	0.00577	0.000	2.996	-0.015	0
24	-1.7000	-1.64361	0.04413	-0.00011	0.00584	0.000	2.996	-0.012	0
25	-1.6000	-1.54791	0.04435	-0.00009	0.00589	0.000	2.997	-0.011	0
26	-1.5000	-1.45177	0.04453	-0.00008	0.00594	0.000	2.997	-0.009	0
27	-1.4000	-1.35527	0.04469	-0.00007	0.00599	0.000	2.998	-0.008	0
28	-1.3000	-1.25844	0.04482	-0.00006	0.00602	0.000	2.998	-0.007	0
29	-1.2000	-1.16135	0.04494	-0.00005	0.00606	0.000	2.998	-0.006	0
30	-1.1000	-1.06402	0.04504	-0.00004	0.00608	0.000	2.999	-0.005	0
31	-1.0000	-0.96649	0.04513	-0.00004	0.00611	0.000	2.999	-0.005	0
32	-0.9000	-0.86878	0.04520	-0.00003	0.00613	0.000	2.999	-0.004	0
33	-0.8000	-0.77092	0.04527	-0.00003	0.00615	0.000	2.999	-0.001	0
34	-0.7000	-0.67293	0.04532	-0.00002	0.00616	0.000	2.999	-0.001	0
35	-0.6000	-0.57482	0.04537	-0.00002	0.00617	0.000	2.999	-0.002	0
36	-0.5000	-0.47662	0.04542	-0.00002	0.00619	0.000	2.999	-0.002	0
37	-0.4000	-0.37833	0.04545	-0.00002	0.00620	0.000	2.999	-0.002	0
38	-0.3000	-0.27997	0.04548	-0.00001	0.00620	0.000	2.999	-0.001	0
39	-0.2000	-0.18155	0.04551	-0.00001	0.00621	0.000	3.000	-0.001	0
40	-0.1000	-0.08308	0.04553	-0.00001	0.00622	0.000	2.999	-0.001	0
41	0.0000	0.01543	0.04554	-0.00001	0.00622	0.000	3.000	-0.000	0
42	0.1000	0.11398	0.04556	-0.00000	0.00623	0.000	3.000	-0.000	0
43	0.2000	0.21254	0.04557	-0.00000	0.00623	0.000	3.000	-0.000	0
44	0.3000	0.31112	0.04557	-0.00000	0.00623	0.000	3.000	-0.000	0
45	0.4000	0.40971	0.04557	0.00000	0.00623	0.000	3.000	-0.000	0
46	0.5000	0.50829	0.04557	0.00000	0.00623	0.000	3.000	-0.000	0
47	0.6000	0.60685	0.04556	0.00000	0.00623	0.000	3.000	-0.000	0
48	0.7000	0.70540	0.04555	0.00001	0.00622	0.000	2.999	-0.000	0
49	0.8000	0.80391	0.04553	0.00001	0.00622	0.000	2.999	-0.001	0
50	0.9000	0.90238	0.04550	0.00001	0.00621	0.000	2.999	-0.001	0
51	1.0000	1.00078	0.04547	0.00002	0.00620	0.000	2.999	-0.001	0
52	1.1000	1.09911	0.04543	0.00002	0.00619	0.000	2.999	-0.002	4
53	1.2000	1.19735	0.04539	0.00002	0.00618	0.000	2.999	-0.002	0
54	1.3000	1.29548	0.04533	0.00003	0.00616	0.000	2.999	-0.001	0
55	1.4000	1.39346	0.04526	0.00004	0.00614	0.000	2.998	-0.001	0
56	1.5000	1.49127	0.04517	0.00005	0.00612	0.000	2.998	-0.004	0
57	1.6000	1.58888	0.04506	0.00006	0.00608	0.000	2.997	-0.005	0
58	1.7000	1.68620	0.04492	0.00007	0.00605	0.000	2.996	-0.005	0
59	1.8000	1.78319	0.04475	0.00009	0.00600	0.000	2.995	-0.006	0
60	1.9000	1.87977	0.04453	0.00012	0.00593	0.000	2.993	-0.008	0
61	2.0000	1.97580	0.04424	0.00015	0.00585	0.000	2.990	-0.009	0
62	2.1000	2.07112	0.04386	0.00020	0.00574	0.000	2.985	-0.012	0
63	2.2000	2.16547	0.04338	0.00028	0.00559	0.001	2.976	-0.015	0
64	2.3000	2.25848	0.04281	0.00034	0.00537	0.002	2.960	-0.019	2
65	2.4000	2.34956	0.04217	0.00041	0.00508	0.005	2.928	-0.025	2
66	2.5000	2.43877	0.04147	0.00049	0.00473	0.015	2.852	-0.034	1
67	2.6000	2.52613	0.04070	0.00073	0.00434	0.039	2.638	-0.050	1
68	2.7000	2.59608	0.04167	0.00366	0.00176	0.377	1.756	-0.100	1
(Failure)									
75	-2.6000	-2.51169	0.03147	-0.00341	0.00175	0.372	1.762	-0.099	1
76	-2.5000	-2.43687	0.03472	-0.00170	0.00336	0.038	2.637	-0.050	1
77	-2.4000	-2.35394	0.03850	-0.00096	0.00445	0.015	2.451	-0.035	1
78	-2.3000	-2.26588	0.04114	-0.00059	0.00495	0.005	2.277	-0.023	2
79	-2.2000	-2.17337	0.04218	-0.00039	0.00527	0.002	2.059	-0.017	2
80	-2.1000	-2.08432	0.04287	-0.00028	0.00547	0.001	2.015	-0.013	0
81	-2.0000	-1.99102	0.04338	-0.00018	0.00561	0.000	2.004	-0.009	0
82	-1.9000	-1.89696	0.04368	-0.00013	0.00573	0.000	2.000	-0.007	0
83	-1.8000	-1.80210	0.04382	-0.00009	0.00577	0.000	2.002	-0.006	0
84	-1.7000	-1.70648	0.04388	-0.00006	0.00582	0.000	2.004	-0.004	0
85	-1.6000	-1.61112	0.04381	-0.00004	0.00585	0.000	2.005	-0.001	0
86	-1.5000	-1.51575	0.04375	-0.00002	0.00587	0.000	2.006	-0.001	0
87	-1.4000	-1.41994	0.04378	-0.00001	0.00588	0.000	2.007	-0.000	0
88	-1.3000	-1.32417	0.04378	0.00001	0.00588	0.000	2.007	-0.000	0
89	-1.2000	-1.22839	0.04378	0.00002	0.00587	0.000	2.008	-0.001	0
90	-1.1000	-1.13269	0.04371	0.00003	0.00586	0.000	2.008	-0.001	0
91	-1.0000	-1.03711	0.04363	0.00004	0.00584	0.000	2.008	-0.001	0
92	-0.9000	-0.94160	0.04358	0.00004	0.00583	0.000	2.008	-0.001	0
93	-0.8000	-0.84611	0.04350	0.00003	0.00581	0.000	3.002	0.003	0
94	-0.7000	-0.75129	0.04344	0.00002	0.00580	0.000	3.005	0.000	0
95	-0.6000	-0.65626	0.04332	-0.00001	0.00581	0.000	3.010	0.000	0
96	-0.5000	-0.56118	0.04321	-0.00001	0.00580	0.000	3.023	0.001	0
97	-0.4000	-0.46613	0.04327	-0.00001	0.00585	0.000	3.035	0.004	0
98	-0.3000	-0.36938	0.04337	-0.00001	0.00586	0.002	3.058	0.011	0
99	-0.2000	-0.27117	0.04353	-0.00001	0.00584	0.005	3.086	0.025	0
00	-0.1000	-0.18261	0.04368	-0.00001	0.00581	0.012	3.104	0.034	0
01	0.0000	0.08296	0.04382	-0.00001	0.00578	0.021	3.128	0.054	0
02	0.1000	0.18570	0.04392	-0.00001	0.00574	0.034	3.003	-0.278	1
03	0.2000	0.28813	0.04397	-0.00001	0.00571	0.051	2.987	-0.334	1
04	0.3000	0.39029	0.04396	-0.00001	0.00569	0.070	2.814	-0.501	2
05	0.4000	0.49212	0.04392	0.00001	0.00566	0.096	2.885	-0.613	2
06	0.5000	0.59368	0.04384	0.00001	0.00560	0.127	2.854	-0.698	1
07	0.6000	0.69496	0.04373	0.00001	0.00553	0.163	3.057	0.394	4
08	0.7000	0.79574	0.04359	0.00001	0.00544	0.214	3.101	0.377	4
09	0.8000	0.89597	0.04348	0.00001	0.00540	0.277	3.054	0.033	4

TABLE A-2-1: Four Estimated Conditional Moments of θ , Together with the Coefficients β_1 and β_2 , and Pearson's criterion κ (Continued)

DEGREE 3 CASE: Item 5

Sub-ject	$\hat{\theta}$ (Failure)	Mean	Var.	3rd	4th	β_1	β_2	κ	Type
15	-2.6000	-2.49031	0.02691	-0.00520	0.00002	1.390	0.026	0.077	4
16	-2.6000	-2.42273	0.03458	-0.00217	0.00283	0.136	2.365	-0.065	1
17	-2.6000	-2.34361	0.03818	-0.00127	0.00408	0.029	2.774	-0.060	1
18	-2.1000	-2.25793	0.04049	-0.00076	0.00475	0.009	2.897	-0.028	1
19	-2.2000	-2.16881	0.04180	-0.00048	0.00515	0.003	2.946	-0.020	2
20	-2.1000	-2.07740	0.04266	-0.00032	0.00540	0.001	2.969	-0.015	2
21	-2.0000	-1.98445	0.04324	-0.00022	0.00557	0.001	2.981	-0.011	8
22	-1.9000	-1.89044	0.04365	-0.00016	0.00569	0.000	2.987	-0.009	8
23	-1.8000	-1.79568	0.04396	-0.00011	0.00578	0.000	2.991	-0.008	8
24	-1.7000	-1.70037	0.04415	-0.00008	0.00584	0.000	2.993	-0.008	8
25	-1.6000	-1.60468	0.04431	-0.00006	0.00588	0.000	2.995	-0.008	8
26	-1.5000	-1.50871	0.04444	-0.00004	0.00591	0.000	2.997	-0.008	8
27	-1.4000	-1.41255	0.04454	-0.00002	0.00593	0.000	2.997	-0.008	8
28	-1.3000	-1.31628	0.04452	-0.00001	0.00594	0.000	2.997	-0.008	8
29	-1.2000	-1.21994	0.04454	-0.00000	0.00595	0.000	2.998	-0.008	8
30	-1.1000	-1.12360	0.04453	0.00001	0.00594	0.000	2.998	-0.008	8
31	-1.0000	-1.02730	0.04450	0.00002	0.00594	0.000	2.998	-0.008	8
32	-0.9000	-0.93106	0.04446	0.00002	0.00593	0.000	2.999	-0.008	8
33	-0.8000	-0.83493	0.04441	0.00003	0.00591	0.000	2.999	-0.008	8
34	-0.7000	-0.73892	0.04435	0.00003	0.00590	0.000	3.000	-0.015	8
35	-0.6000	-0.64305	0.04428	0.00004	0.00588	0.000	3.001	-0.004	8
36	-0.5000	-0.54732	0.04423	0.00002	0.00587	0.000	3.001	-0.001	8
37	-0.4000	-0.45167	0.04420	0.00000	0.00587	0.000	3.007	-0.000	8
38	-0.3000	-0.35604	0.04424	-0.00004	0.00590	0.000	3.012	-0.001	8
39	-0.2000	-0.26019	0.04439	-0.00011	0.00595	0.000	3.022	-0.002	8
40	-0.1000	-0.16382	0.04475	-0.00023	0.00608	0.001	3.036	-0.006	7
41	0.0000	-0.06833	0.04545	-0.00043	0.00631	0.002	3.055	-0.014	7
42	0.1000	0.03321	0.04668	-0.00073	0.00670	0.005	3.074	-0.030	4
43	0.2000	0.13620	0.04867	-0.00112	0.00710	0.011	3.081	-0.063	4
44	0.3000	0.23643	0.05152	-0.00150	0.00810	0.016	3.083	-0.216	1
45	0.4000	0.33597	0.05497	-0.00162	0.00901	0.016	2.982	-0.141	1
46	0.5000	0.43207	0.05812	-0.00117	0.00917	0.007	2.892	-0.022	2
(Success)									
26	-1.5000	-1.31786	0.03034	-0.00303	0.00186	0.124	2.016	-0.099	1
27	-1.4000	-1.26412	0.03125	-0.00164	0.00312	0.065	2.670	-0.056	1
28	-1.3000	-1.18774	0.03184	-0.00105	0.00415	0.020	2.453	-0.042	1
29	-1.2000	-1.10237	0.03300	-0.00070	0.00468	0.008	2.923	-0.032	1
30	-1.1000	-1.01410	0.03426	-0.00049	0.00503	0.003	2.955	-0.026	1
31	-1.0000	-0.92302	0.03516	-0.00035	0.00528	0.002	2.972	-0.021	2
32	-0.9000	-0.83117	0.03582	-0.00027	0.00547	0.001	2.982	-0.017	8
33	-0.8000	-0.73866	0.03632	-0.00018	0.00572	0.000	2.991	-0.014	8
34	-0.7000	-0.64550	0.03671	-0.00016	0.00581	0.000	2.996	-0.012	8
35	-0.6000	-0.55259	0.03692	-0.00013	0.00580	0.000	2.993	-0.010	8
36	-0.5000	-0.45908	0.03697	-0.00010	0.00587	0.000	2.995	-0.009	8
37	-0.4000	-0.35808	0.03697	-0.00008	0.00592	0.000	2.996	-0.007	8
38	-0.3000	-0.26170	0.03683	-0.00007	0.00597	0.000	2.997	-0.006	8
39	-0.2000	-0.16500	0.03677	-0.00006	0.00601	0.000	2.997	-0.005	8
40	-0.1000	-0.06803	0.03688	-0.00005	0.00604	0.000	2.998	-0.004	8
41	0.0000	0.02915	0.03697	-0.00004	0.00606	0.000	2.998	-0.003	8
42	0.1000	0.12651	0.03706	-0.00003	0.00608	0.000	2.999	-0.003	8
43	0.2000	0.22401	0.03710	-0.00002	0.00610	0.000	2.999	-0.002	8
44	0.3000	0.32164	0.03715	-0.00002	0.00611	0.000	2.999	-0.001	8
45	0.4000	0.41935	0.03719	-0.00001	0.00612	0.000	2.999	-0.001	8
46	0.5000	0.51714	0.03721	-0.00001	0.00613	0.000	2.999	-0.000	8
47	0.6000	0.61497	0.03723	-0.00001	0.00614	0.000	2.999	-0.000	8
48	0.7000	0.71283	0.03724	0.00000	0.00614	0.000	2.999	-0.000	8
49	0.8000	0.81069	0.03724	0.00000	0.00614	0.000	2.999	-0.000	8
50	0.9000	0.90854	0.03722	0.00001	0.00613	0.000	2.999	-0.000	8
51	1.0000	1.00638	0.03717	0.00002	0.00613	0.000	2.999	-0.001	8
52	1.1000	1.10410	0.03710	0.00003	0.00612	0.000	2.999	-0.001	8
53	1.2000	1.20176	0.03702	0.00004	0.00610	0.000	2.998	-0.002	8
54	1.3000	1.29930	0.03695	0.00004	0.00608	0.000	2.998	-0.002	8
55	1.4000	1.39667	0.03687	0.00004	0.00606	0.000	2.997	-0.003	8
56	1.5000	1.49384	0.03686	0.00006	0.00603	0.000	2.997	-0.004	8
57	1.6000	1.59074	0.03672	0.00007	0.00599	0.000	2.996	-0.005	8
58	1.7000	1.68728	0.03654	0.00010	0.00594	0.000	2.994	-0.006	8
59	1.8000	1.78340	0.03632	0.00013	0.00587	0.000	2.992	-0.008	8
60	1.9000	1.87907	0.03607	0.00017	0.00578	0.000	2.988	-0.010	8
61	2.0000	1.97437	0.03578	0.00023	0.00565	0.001	2.981	-0.014	2
62	2.1000	2.06917	0.03545	0.00033	0.00548	0.001	2.970	-0.018	2
63	2.2000	2.16351	0.03509	0.00048	0.00522	0.001	2.946	-0.021	2
64	2.3000	2.25745	0.03470	0.00075	0.00483	0.001	2.902	-0.028	1
65	2.4000	2.35100	0.03428	0.00125	0.00437	0.002	2.785	-0.040	1
66	2.5000	2.44419	0.03384	0.00211	0.00394	0.003	2.643	-0.063	1
67	2.6000	2.53704	0.03338	0.00302	0.00351	1.208	0.297	0.149	4

TABLE A-2-1: Four Estimated Conditional Moments of θ , Together with the Coefficients β_1 and β_2 , and Pearson's criterion κ (Continued)

DEGREE 3 CASE: Item 6		Conditional Moments						β_1	β_2	κ	Type
Sub-ject	$\hat{\theta}$	Mean	Var.	3rd	4th	β_1	β_2				
(Failure)											
15	-2.6000	-2.51171	0.03004	-0.00281	0.00262	0.173	2.259	-0.070	1		
16	-2.5000	-2.43312	0.03517	-0.00138	0.00400	0.034	2.748	-0.243	1		
17	-2.4035	-2.35783	0.04047	-0.00081	0.00473	0.010	2.889	-0.300	1		
18	-2.3000	-2.28668	0.04188	-0.00052	0.00538	0.005	2.963	-0.327	2		
19	-2.2570	-2.18689	0.04283	-0.00033	0.00584	0.002	2.987	-0.317	2		
20	-2.1000	-2.07367	0.04381	-0.00024	0.00622	0.001	2.980	-0.313	2		
21	-2.0000	-1.97920	0.04388	-0.00018	0.00678	0.000	2.987	-0.310	2		
22	-1.9000	-1.88369	0.04422	-0.00013	0.00745	0.000	2.991	-0.308	2		
23	-1.8000	-1.78795	0.04468	-0.00010	0.00827	0.000	2.994	-0.306	2		
24	-1.7000	-1.69188	0.04505	-0.00008	0.00927	0.000	2.995	-0.305	2		
25	-1.6030	-1.59479	0.04540	-0.00006	0.01040	0.000	2.996	-0.304	2		
26	-1.5000	-1.49776	0.04581	-0.00005	0.01169	0.000	2.997	-0.303	2		
27	-1.4000	-1.40110	0.04628	-0.00003	0.01313	0.000	2.998	-0.302	2		
28	-1.3000	-1.30310	0.04680	-0.00002	0.01473	0.000	2.998	-0.301	2		
29	-1.2000	-1.20381	0.04738	-0.00002	0.01649	0.000	2.998	-0.300	2		
30	-1.1000	-1.10797	0.04813	-0.00001	0.01841	0.000	2.998	-0.299	2		
31	-1.0000	-1.01030	0.04915	-0.00001	0.02041	0.000	2.998	-0.298	2		
32	-0.9030	-0.91261	0.05048	-0.00001	0.02258	0.000	2.999	-0.297	2		
33	-0.8000	-0.81492	0.05215	0.00000	0.02491	0.000	2.999	-0.296	2		
34	-0.7170	-0.71726	0.05412	0.00000	0.02741	0.000	2.999	-0.295	2		
35	-0.6000	-0.61963	0.05651	0.00000	0.03009	0.000	2.999	-0.294	2		
36	-0.5000	-0.52208	0.05932	0.00000	0.03296	0.000	2.999	-0.293	2		
37	-0.4000	-0.42462	0.06257	0.00000	0.03603	0.000	2.999	-0.292	2		
38	-0.3000	-0.32723	0.06628	0.00000	0.03940	0.000	2.999	-0.291	2		
39	-0.2000	-0.23013	0.07047	0.00000	0.04307	0.000	2.999	-0.290	2		
40	-0.1000	-0.13310	0.07514	0.00000	0.04704	0.000	2.999	-0.289	2		
41	0.0000	0.00000	0.08030	0.00000	0.05131	0.000	2.999	-0.288	2		
42	0.1000	0.09602	0.08605	0.00000	0.05588	0.000	2.998	-0.287	2		
43	0.2000	0.19210	0.09238	0.00000	0.06075	0.000	2.997	-0.286	2		
44	0.3000	0.28825	0.09930	0.00000	0.06592	0.000	2.996	-0.285	2		
45	0.4000	0.38448	0.10681	0.00000	0.07139	0.000	2.995	-0.284	2		
46	0.5000	0.48079	0.11492	0.00000	0.07716	0.000	2.994	-0.283	2		
47	0.6000	0.57718	0.12263	0.00000	0.08323	0.000	2.993	-0.282	2		
48	0.7000	0.67365	0.13094	0.00000	0.08960	0.000	2.992	-0.281	2		
49	0.8000	0.77018	0.13885	0.00000	0.09627	0.000	2.991	-0.280	2		
50	0.9000	0.86677	0.14636	0.00000	0.10324	0.000	2.990	-0.279	2		
51	1.0000	0.96342	0.15347	0.00000	0.11051	0.000	2.989	-0.278	2		
52	1.1000	1.06013	0.16018	0.00000	0.11808	0.000	2.988	-0.277	2		
53	1.2000	1.15680	0.16649	0.00000	0.12595	0.000	2.987	-0.276	2		
54	1.3000	1.25343	0.17230	0.00000	0.13412	0.000	2.986	-0.275	2		
55	1.4000	1.35002	0.17761	0.00000	0.14259	0.000	2.985	-0.274	2		
56	1.5000	1.44657	0.18242	0.00000	0.15136	0.000	2.984	-0.273	2		
57	1.6000	1.54308	0.18673	0.00000	0.16043	0.000	2.983	-0.272	2		
58	1.7000	1.63955	0.19054	0.00000	0.16980	0.000	2.982	-0.271	2		
59	1.8000	1.73600	0.19385	0.00000	0.17947	0.000	2.981	-0.270	2		
60	1.9000	1.83245	0.19666	0.00000	0.18944	0.000	2.980	-0.269	2		
61	2.0000	1.92890	0.19897	0.00000	0.19971	0.000	2.979	-0.268	2		
62	2.1000	2.02535	0.20078	0.00000	0.21028	0.000	2.978	-0.267	2		
63	2.2000	2.12180	0.20209	0.00000	0.22115	0.000	2.977	-0.266	2		
64	2.3000	2.21825	0.20290	0.00000	0.23232	0.000	2.976	-0.265	2		
65	2.4000	2.31470	0.20321	0.00000	0.24379	0.000	2.975	-0.264	2		
66	2.5000	2.41115	0.20302	0.00000	0.25556	0.000	2.974	-0.263	2		
67	2.6000	2.50760	0.20233	0.00000	0.26763	0.000	2.973	-0.262	2		
68	2.7000	2.60405	0.20114	0.00000	0.28000	0.000	2.972	-0.261	2		
69	2.8000	2.70050	0.19945	0.00000	0.29267	0.000	2.971	-0.260	2		
70	2.9000	2.79695	0.19726	0.00000	0.30564	0.000	2.970	-0.259	2		
71	3.0000	2.89340	0.19457	0.00000	0.31891	0.000	2.969	-0.258	2		
72	3.1000	2.98985	0.19138	0.00000	0.33248	0.000	2.968	-0.257	2		
73	3.2000	3.08630	0.18769	0.00000	0.34635	0.000	2.967	-0.256	2		
74	3.3000	3.18275	0.18350	0.00000	0.36052	0.000	2.966	-0.255	2		
75	3.4000	3.27920	0.17881	0.00000	0.37509	0.000	2.965	-0.254	2		
76	3.5000	3.37565	0.17362	0.00000	0.39006	0.000	2.964	-0.253	2		
77	3.6000	3.47210	0.16793	0.00000	0.40543	0.000	2.963	-0.252	2		
78	3.7000	3.56855	0.16174	0.00000	0.42120	0.000	2.962	-0.251	2		
79	3.8000	3.66500	0.15505	0.00000	0.43737	0.000	2.961	-0.250	2		
80	3.9000	3.76145	0.14786	0.00000	0.45394	0.000	2.960	-0.249	2		
81	4.0000	3.85790	0.14017	0.00000	0.47091	0.000	2.959	-0.248	2		
82	4.1000	3.95435	0.13198	0.00000	0.48828	0.000	2.958	-0.247	2		
83	4.2000	4.05080	0.12329	0.00000	0.50605	0.000	2.957	-0.246	2		
84	4.3000	4.14725	0.11410	0.00000	0.52422	0.000	2.956	-0.245	2		
85	4.4000	4.24370	0.10441	0.00000	0.54279	0.000	2.955	-0.244	2		
86	4.5000	4.34015	0.09422	0.00000	0.56176	0.000	2.954	-0.243	2		
87	4.6000	4.43660	0.08353	0.00000	0.58113	0.000	2.953	-0.242	2		
88	4.7000	4.53305	0.07234	0.00000	0.60090	0.000	2.952	-0.241	2		
89	4.8000	4.62950	0.06065	0.00000	0.62107	0.000	2.951	-0.240	2		
90	4.9000	4.72595	0.04846	0.00000	0.64164	0.000	2.950	-0.239	2		
91	5.0000	4.82240	0.03577	0.00000	0.66261	0.000	2.949	-0.238	2		
92	5.1000	4.91885	0.02258	0.00000	0.68398	0.000	2.948	-0.237	2		
93	5.2000	5.01530	0.00889	0.00000	0.70575	0.000	2.947	-0.236	2		
94	5.3000	5.11175	0.00000	0.00000	0.72792	0.000	2.946	-0.235	2		
95	5.4000	5.20820	0.00000	0.00000	0.75049	0.000	2.945	-0.234	2		
96	5.5000	5.30465	0.00000	0.00000	0.77346	0.000	2.944	-0.233	2		
97	5.6000	5.40110	0.00000	0.00000	0.79683	0.000	2.943	-0.232	2		
98	5.7000	5.49755	0.00000	0.00000	0.82060	0.000	2.942	-0.231	2		
99	5.8000	5.59400	0.00000	0.00000	0.84477	0.000	2.941	-0.230	2		
100	5.9000	5.69045	0.00000	0.00000	0.86934	0.000	2.940	-0.229	2		

(Success)

TABLE A-2-1: Four Estimated Conditional Moments of θ , Together with the Coefficients B_1 and B_2 , and Pearson's criterion κ (Continued)

DEGREE 3 CASE: Item 7										
Sub-ject	$\hat{\theta}$	Mean	Conditional Moments				B_1	B_2	κ	Type
			Var.	3rd	4th					
(Failure)										
15	-2.6000	-2.49245	0.02995	-0.00408	0.00114	0.618	1.270	-0.164	1	
16	-2.5000	-2.42016	0.03612	-0.00197	0.00333	0.082	2.549	-0.055	1	
17	-2.4000	-2.33823	0.03931	-0.00109	0.00437	0.020	2.825	-0.036	1	
18	-2.3000	-2.25101	0.04117	-0.00067	0.00494	0.006	2.917	-0.026	1	
19	-2.2000	-2.16058	0.04234	-0.00044	0.00530	0.003	2.955	-0.019	2	
20	-2.1000	-2.06608	0.04313	-0.00030	0.00553	0.001	2.974	-0.012	2	
21	-2.0000	-1.97415	0.04368	-0.00021	0.00569	0.001	2.983	-0.009	2	
22	-1.9000	-1.87920	0.04408	-0.00016	0.00581	0.000	2.989	-0.008	2	
23	-1.8000	-1.78151	0.04437	-0.00012	0.00589	0.000	2.992	-0.008	2	
24	-1.7000	-1.68726	0.04460	-0.00009	0.00596	0.000	2.994	-0.008	2	
25	-1.6000	-1.59058	0.04477	-0.00007	0.00601	0.000	2.996	-0.008	2	
26	-1.5000	-1.49357	0.04491	-0.00005	0.00606	0.000	2.997	-0.008	2	
27	-1.4000	-1.39631	0.04501	-0.00004	0.00607	0.000	2.998	-0.008	2	
28	-1.3000	-1.29885	0.04509	-0.00003	0.00610	0.000	2.998	-0.008	2	
29	-1.2000	-1.20124	0.04515	-0.00002	0.00611	0.000	2.998	-0.008	2	
30	-1.1000	-1.10351	0.04520	-0.00002	0.00613	0.000	2.999	-0.008	2	
31	-1.0000	-1.00569	0.04523	-0.00001	0.00614	0.000	2.999	-0.008	2	
32	-0.9000	-0.90782	0.04525	-0.00001	0.00614	0.000	2.999	-0.008	2	
33	-0.8000	-0.80991	0.04526	-0.00000	0.00614	0.000	2.999	-0.008	2	
34	-0.7000	-0.71199	0.04526	0.00000	0.00614	0.000	2.999	-0.008	2	
35	-0.6000	-0.61407	0.04525	0.00001	0.00614	0.000	2.999	-0.008	2	
36	-0.5000	-0.51619	0.04524	0.00011	0.00614	0.000	2.999	-0.008	2	
37	-0.4000	-0.41836	0.04521	0.00027	0.00613	0.000	2.999	-0.008	2	
38	-0.3000	-0.32060	0.04517	0.00060	0.00612	0.000	2.999	-0.008	2	
39	-0.2000	-0.22294	0.04512	0.00093	0.00613	0.000	2.999	-0.008	2	
40	-0.1000	-0.12541	0.04505	0.00003	0.00609	0.000	2.998	-0.008	2	
41	0.0000	-0.02804	0.04497	0.00004	0.00606	0.000	2.998	-0.008	2	
42	0.1000	0.06914	0.04487	0.00005	0.00603	0.000	2.997	-0.008	2	
43	0.2000	0.16607	0.04474	0.00006	0.00600	0.000	2.997	-0.008	2	
44	0.3000	0.26270	0.04459	0.00008	0.00596	0.000	2.996	-0.008	2	
45	0.4000	0.35855	0.04439	0.00010	0.00590	0.000	2.994	-0.008	2	
46	0.5000	0.45473	0.04415	0.00013	0.00583	0.000	2.992	-0.009	2	
47	0.6000	0.54900	0.04381	0.00017	0.00574	0.000	2.989	-0.011	2	
48	0.7000	0.64430	0.04342	0.00022	0.00562	0.001	2.984	-0.013	2	
49	0.8000	0.73765	0.04286	0.00030	0.00547	0.001	2.975	-0.016	2	
50	0.9000	0.82958	0.04208	0.00043	0.00524	0.002	2.959	-0.020	2	
51	1.0000	0.91944	0.04096	0.00063	0.00491	0.006	2.926	-0.026	1	
52	1.1000	1.00736	0.03923	0.00100	0.00439	0.017	2.850	-0.036	1	
53	1.2000	1.09482	0.03637	0.00173	0.00369	0.062	2.615	-0.057	1	
54	1.3000	1.18204	0.03109	0.00341	0.00170	0.186	1.758	-0.102	1	
(Success)										
15	-0.7000	-0.81162	0.05502	-0.00672	0.01305	0.164	3.088	-0.406	1	
16	-0.6000	-0.65757	0.07023	-0.00434	0.01564	0.039	2.556	-0.030	1	
17	-0.5000	-0.48466	0.07500	-0.00309	0.01597	0.019	2.452	-0.013	2	
18	-0.4000	-0.32250	0.07885	-0.00179	0.01670	0.017	2.475	-0.233	1	
19	-0.3000	-0.19066	0.08451	-0.00056	0.01618	0.158	3.428	0.325	4	
20	-0.2000	-0.08267	0.08844	0.00251	0.00744	0.063	3.450	0.068	4	
21	-0.1000	0.01334	0.09288	0.00096	0.00601	0.012	3.268	0.017	7	
22	0.0000	0.10455	0.09471	0.00023	0.00543	0.001	3.122	0.002	7	
23	0.1000	0.19653	0.09458	0.00007	0.00527	0.000	3.045	0.000	7	
24	0.2000	0.28874	0.09186	-0.00017	0.00528	0.000	3.013	0.012	8	
25	0.3000	0.37871	0.08725	-0.00019	0.00515	0.000	3.000	-0.188	1	
26	0.4000	0.46756	0.08065	-0.00018	0.00505	0.000	2.995	-0.027	1	
27	0.5000	0.56020	0.07100	-0.00015	0.00505	0.000	2.994	-0.017	8	
28	0.6000	0.65357	0.05931	-0.00013	0.00562	0.000	2.994	-0.012	8	
29	0.7000	0.74755	0.04556	-0.00011	0.00568	0.000	2.995	-0.009	8	
30	0.8000	0.84202	0.03177	-0.00008	0.00574	0.000	2.995	-0.006	8	
31	0.9000	0.93689	0.01993	-0.00007	0.00578	0.000	2.996	-0.004	8	
32	1.0000	1.03207	0.00605	-0.00005	0.00581	0.000	2.996	-0.002	8	
33	1.1000	1.12766	0.00414	-0.00001	0.00584	0.000	2.996	-0.001	8	
34	1.2000	1.22300	0.00418	-0.00001	0.00585	0.000	2.996	-0.000	8	
35	1.3000	1.31861	0.00420	0.00000	0.00585	0.000	2.996	-0.000	8	
36	1.4000	1.41420	0.00417	0.00002	0.00584	0.000	2.995	-0.000	8	
37	1.5000	1.50970	0.00411	0.00004	0.00583	0.000	2.995	-0.001	8	
38	1.6000	1.60500	0.00409	0.00007	0.00579	0.000	2.993	-0.003	8	
39	1.7000	1.69958	0.00401	0.00010	0.00574	0.000	2.991	-0.005	8	
40	1.8000	1.79448	0.00394	0.00015	0.00566	0.000	2.987	-0.007	8	
41	1.9000	1.88830	0.00417	0.00021	0.00555	0.001	2.981	-0.010	8	
42	2.0000	1.98112	0.00522	0.00030	0.00539	0.001	2.970	-0.014	2	
43	2.1000	2.07250	0.00618	0.00046	0.00518	0.003	2.944	-0.019	2	
44	2.2000	2.16171	0.00807	0.00071	0.00478	0.008	2.904	-0.027	1	
45	2.3000	2.24750	0.01185	0.00119	0.00415	0.025	2.793	-0.038	1	
46	2.4000	2.32756	0.01564	0.00200	0.00299	0.113	2.439	-0.061	1	
47	2.5000	2.40265	0.02059	0.00373	0.00045	1.020	3.577	-0.048	2	

TABLE A-2-1: Four Estimated Conditional Moments of θ , Together with the Coefficients β_1 and β_2 , and Pearson's criterion κ (Continued)

DEGREE 3 CASE: Item 8		Conditional Moments				β_1	β_2	κ	Type
Sub-ject	$\bar{\theta}$	Mean	Var.	3rd	4th				
(Failure)									
15	-2.0000	-2.50057	0.03711	-0.00379	0.00193	0.327	1.868	-0.092	1
16	-2.5000	-2.42487	0.03721	-0.00379	0.00193	0.327	1.868	-0.092	1
17	-2.0000	-2.34124	0.03894	-0.00399	0.00193	0.327	1.868	-0.092	1
18	-2.5000	-2.25760	0.04157	-0.00419	0.00193	0.327	1.868	-0.092	1
19	-2.0000	-2.18181	0.04267	-0.00440	0.00193	0.327	1.868	-0.092	1
20	-2.5000	-2.10602	0.04530	-0.00460	0.00193	0.327	1.868	-0.092	1
21	-2.0000	-2.03023	0.04804	-0.00480	0.00193	0.327	1.868	-0.092	1
22	-2.5000	-1.95444	0.05078	-0.00500	0.00193	0.327	1.868	-0.092	1
23	-2.0000	-1.87865	0.05352	-0.00520	0.00193	0.327	1.868	-0.092	1
24	-2.5000	-1.80286	0.05626	-0.00540	0.00193	0.327	1.868	-0.092	1
25	-2.0000	-1.72707	0.05900	-0.00560	0.00193	0.327	1.868	-0.092	1
26	-2.5000	-1.65128	0.06174	-0.00580	0.00193	0.327	1.868	-0.092	1
27	-2.0000	-1.57549	0.06448	-0.00600	0.00193	0.327	1.868	-0.092	1
28	-2.5000	-1.49970	0.06722	-0.00620	0.00193	0.327	1.868	-0.092	1
29	-2.0000	-1.42391	0.06996	-0.00640	0.00193	0.327	1.868	-0.092	1
30	-2.5000	-1.34812	0.07270	-0.00660	0.00193	0.327	1.868	-0.092	1
31	-2.0000	-1.27233	0.07544	-0.00680	0.00193	0.327	1.868	-0.092	1
32	-2.5000	-1.19654	0.07818	-0.00700	0.00193	0.327	1.868	-0.092	1
33	-2.0000	-1.12075	0.08092	-0.00720	0.00193	0.327	1.868	-0.092	1
34	-2.5000	-1.04496	0.08366	-0.00740	0.00193	0.327	1.868	-0.092	1
35	-2.0000	-0.96917	0.08640	-0.00760	0.00193	0.327	1.868	-0.092	1
36	-2.5000	-0.89338	0.08914	-0.00780	0.00193	0.327	1.868	-0.092	1
37	-2.0000	-0.81759	0.09188	-0.00800	0.00193	0.327	1.868	-0.092	1
38	-2.5000	-0.74180	0.09462	-0.00820	0.00193	0.327	1.868	-0.092	1
39	-2.0000	-0.66601	0.09736	-0.00840	0.00193	0.327	1.868	-0.092	1
40	-2.5000	-0.59022	0.10010	-0.00860	0.00193	0.327	1.868	-0.092	1
41	-2.0000	-0.51443	0.10284	-0.00880	0.00193	0.327	1.868	-0.092	1
42	-2.5000	-0.43864	0.10558	-0.00900	0.00193	0.327	1.868	-0.092	1
43	-2.0000	-0.36285	0.10832	-0.00920	0.00193	0.327	1.868	-0.092	1
44	-2.5000	-0.28706	0.11106	-0.00940	0.00193	0.327	1.868	-0.092	1
45	-2.0000	-0.21127	0.11380	-0.00960	0.00193	0.327	1.868	-0.092	1
46	-2.5000	-0.13548	0.11654	-0.00980	0.00193	0.327	1.868	-0.092	1
47	-2.0000	-0.05969	0.11928	-0.01000	0.00193	0.327	1.868	-0.092	1
48	-2.5000	0.01610	0.12202	-0.01020	0.00193	0.327	1.868	-0.092	1
49	-2.0000	0.09191	0.12476	-0.01040	0.00193	0.327	1.868	-0.092	1
50	-2.5000	0.16772	0.12750	-0.01060	0.00193	0.327	1.868	-0.092	1
51	-2.0000	0.24353	0.13024	-0.01080	0.00193	0.327	1.868	-0.092	1
52	-2.5000	0.31934	0.13298	-0.01100	0.00193	0.327	1.868	-0.092	1
53	-2.0000	0.39515	0.13572	-0.01120	0.00193	0.327	1.868	-0.092	1
54	-2.5000	0.47096	0.13846	-0.01140	0.00193	0.327	1.868	-0.092	1
55	-2.0000	0.54677	0.14120	-0.01160	0.00193	0.327	1.868	-0.092	1
56	-2.5000	0.62258	0.14394	-0.01180	0.00193	0.327	1.868	-0.092	1
57	-2.0000	0.69839	0.14668	-0.01200	0.00193	0.327	1.868	-0.092	1
58	-2.5000	0.77420	0.14942	-0.01220	0.00193	0.327	1.868	-0.092	1
59	-2.0000	0.85001	0.15216	-0.01240	0.00193	0.327	1.868	-0.092	1
60	-2.5000	0.92582	0.15490	-0.01260	0.00193	0.327	1.868	-0.092	1
61	-2.0000	1.00163	0.15764	-0.01280	0.00193	0.327	1.868	-0.092	1
62	-2.5000	1.07744	0.16038	-0.01300	0.00193	0.327	1.868	-0.092	1
63	-2.0000	1.15325	0.16312	-0.01320	0.00193	0.327	1.868	-0.092	1
64	-2.5000	1.22906	0.16586	-0.01340	0.00193	0.327	1.868	-0.092	1
65	-2.0000	1.30487	0.16860	-0.01360	0.00193	0.327	1.868	-0.092	1
66	-2.5000	1.38068	0.17134	-0.01380	0.00193	0.327	1.868	-0.092	1
67	-2.0000	1.45649	0.17408	-0.01400	0.00193	0.327	1.868	-0.092	1
68	-2.5000	1.53230	0.17682	-0.01420	0.00193	0.327	1.868	-0.092	1
69	-2.0000	1.60811	0.17956	-0.01440	0.00193	0.327	1.868	-0.092	1
70	-2.5000	1.68392	0.18230	-0.01460	0.00193	0.327	1.868	-0.092	1
71	-2.0000	1.75973	0.18504	-0.01480	0.00193	0.327	1.868	-0.092	1
72	-2.5000	1.83554	0.18778	-0.01500	0.00193	0.327	1.868	-0.092	1
73	-2.0000	1.91135	0.19052	-0.01520	0.00193	0.327	1.868	-0.092	1
74	-2.5000	1.98716	0.19326	-0.01540	0.00193	0.327	1.868	-0.092	1
75	-2.0000	2.06297	0.19600	-0.01560	0.00193	0.327	1.868	-0.092	1
76	-2.5000	2.13878	0.19874	-0.01580	0.00193	0.327	1.868	-0.092	1
77	-2.0000	2.21459	0.20148	-0.01600	0.00193	0.327	1.868	-0.092	1
78	-2.5000	2.29040	0.20422	-0.01620	0.00193	0.327	1.868	-0.092	1
79	-2.0000	2.36621	0.20696	-0.01640	0.00193	0.327	1.868	-0.092	1
80	-2.5000	2.44202	0.20970	-0.01660	0.00193	0.327	1.868	-0.092	1
81	-2.0000	2.51783	0.21244	-0.01680	0.00193	0.327	1.868	-0.092	1
82	-2.5000	2.59364	0.21518	-0.01700	0.00193	0.327	1.868	-0.092	1
83	-2.0000	2.66945	0.21792	-0.01720	0.00193	0.327	1.868	-0.092	1
84	-2.5000	2.74526	0.22066	-0.01740	0.00193	0.327	1.868	-0.092	1
85	-2.0000	2.82107	0.22340	-0.01760	0.00193	0.327	1.868	-0.092	1
86	-2.5000	2.89688	0.22614	-0.01780	0.00193	0.327	1.868	-0.092	1
87	-2.0000	2.97269	0.22888	-0.01800	0.00193	0.327	1.868	-0.092	1
88	-2.5000	3.04850	0.23162	-0.01820	0.00193	0.327	1.868	-0.092	1
89	-2.0000	3.12431	0.23436	-0.01840	0.00193	0.327	1.868	-0.092	1
90	-2.5000	3.20012	0.23710	-0.01860	0.00193	0.327	1.868	-0.092	1
91	-2.0000	3.27593	0.23984	-0.01880	0.00193	0.327	1.868	-0.092	1
92	-2.5000	3.35174	0.24258	-0.01900	0.00193	0.327	1.868	-0.092	1
93	-2.0000	3.42755	0.24532	-0.01920	0.00193	0.327	1.868	-0.092	1
94	-2.5000	3.50336	0.24806	-0.01940	0.00193	0.327	1.868	-0.092	1
95	-2.0000	3.57917	0.25080	-0.01960	0.00193	0.327	1.868	-0.092	1
96	-2.5000	3.65498	0.25354	-0.01980	0.00193	0.327	1.868	-0.092	1
97	-2.0000	3.73079	0.25628	-0.02000	0.00193	0.327	1.868	-0.092	1
98	-2.5000	3.80660	0.25902	-0.02020	0.00193	0.327	1.868	-0.092	1
99	-2.0000	3.88241	0.26176	-0.02040	0.00193	0.327	1.868	-0.092	1
100	-2.5000	3.95822	0.26450	-0.02060	0.00193	0.327	1.868	-0.092	1
(Success)									
16	-2.5000	-2.50057	0.03711	-0.00379	0.00193	0.327	1.868	-0.092	1
17	-2.0000	-2.42487	0.03721	-0.00379	0.00193	0.327	1.868	-0.092	1
18	-2.5000	-2.34124	0.03894	-0.00399	0.00193	0.327	1.868	-0.092	1
19	-2.0000	-2.25760	0.04157	-0.00419	0.00193	0.327	1.868	-0.092	1
20	-2.5000	-2.18181	0.04267	-0.00440	0.00193	0.327	1.868	-0.092	1
21	-2.0000	-2.10602	0.04530	-0.00460	0.00193	0.327	1.868	-0.092	1
22	-2.5000	-2.03023	0.04804	-0.00480	0.00193	0.327	1.868	-0.092	1
23	-2.0000	-1.95444	0.05078	-0.00500	0.00193	0.327	1.868	-0.092	1
24	-2.5000	-1.87865	0.05352	-0.00520	0.00193	0.327	1.868	-0.092	1
25	-2.0000	-1.80286	0.05626	-0.00540	0.00193	0.327	1.868	-0.092	1
26	-2.5000	-1.72707	0.05900	-0.00560	0.00193	0.327	1.868	-0.092	1
27	-2.0000	-1.65128	0.06174	-0.00580	0.00193	0.327	1.868	-0.092	1
28	-2.5000	-1.57549	0.06448	-0.00600	0.00193	0.327	1.868	-0.092	1
29	-2.0000	-1.49970	0.06722	-0.00620	0.00193	0.327	1.868	-0.092	1
30	-2.5000	-1.42391	0.06996	-0.00640	0.00193	0.327	1.868	-0.092	1

TABLE A-2-1: Four Estimated Conditional Moments of θ , Together with the Coefficients B_1 and B_2 , and Pearson's criterion κ (Continued)

DEGREE 3 CASE: Item 9

Sub-ject	$\hat{\theta}$	Mean	Var.	3rd	4th	B_1	B_2	κ	Type
(Failure)									
14	-2.7000	-2.59335	0.03178	-0.00344	0.00150	0.368	1.777	-0.098	1
15	-2.6000	-2.51792	0.01708	-0.00172	0.00163	0.078	2.663	-0.050	1
16	-2.5000	-2.43637	0.01990	-0.00098	0.00454	0.015	2.854	-0.036	1
17	-2.4000	-2.34610	0.04158	-0.00061	0.00506	0.005	2.923	-0.025	2
18	-2.3000	-2.25491	0.04266	-0.00040	0.00539	0.002	2.961	-0.019	2
19	-2.2000	-2.16178	0.04319	-0.00026	0.00560	0.001	2.976	-0.015	6
20	-2.1000	-2.06734	0.04391	-0.00020	0.00575	0.000	2.985	-0.012	8
21	-2.0000	-1.97192	0.04429	-0.00015	0.00586	0.000	2.990	-0.009	8
22	-1.9000	-1.87570	0.04456	-0.00012	0.00595	0.000	2.993	-0.008	8
23	-1.8000	-1.77911	0.04460	-0.00009	0.00601	0.000	2.995	-0.007	8
24	-1.7000	-1.68200	0.04497	-0.00007	0.00606	0.000	2.996	-0.006	8
25	-1.6000	-1.58476	0.04511	-0.00006	0.00610	0.000	2.997	-0.005	8
26	-1.5000	-1.48685	0.04522	-0.00005	0.00613	0.000	2.998	-0.004	8
27	-1.4000	-1.38893	0.04531	-0.00004	0.00616	0.000	2.998	-0.003	8
28	-1.3000	-1.29082	0.04538	-0.00003	0.00618	0.000	2.999	-0.003	8
29	-1.2000	-1.19258	0.04544	-0.00003	0.00619	0.000	2.999	-0.002	8
30	-1.1000	-1.09421	0.04549	-0.00002	0.00621	0.000	2.999	-0.002	8
31	-1.0000	-0.99575	0.04553	-0.00002	0.00622	0.000	2.999	-0.001	8
32	-0.9000	-0.89721	0.04557	-0.00001	0.00623	0.000	2.999	-0.001	8
33	-0.8000	-0.79861	0.04559	-0.00001	0.00623	0.000	2.999	-0.001	8
34	-0.7000	-0.69996	0.04561	-0.00001	0.00624	0.000	2.999	-0.000	8
35	-0.6000	-0.60127	0.04563	-0.00001	0.00624	0.000	2.999	-0.000	8
36	-0.5000	-0.50256	0.04564	-0.00000	0.00625	0.000	3.000	-0.000	8
37	-0.4000	-0.40383	0.04564	-0.00000	0.00625	0.000	3.000	-0.000	8
38	-0.3000	-0.30509	0.04564	0.00000	0.00625	0.000	3.000	-0.000	8
39	-0.2000	-0.20636	0.04564	0.00000	0.00625	0.000	3.000	-0.000	8
40	-0.1000	-0.10764	0.04563	0.00000	0.00624	0.000	3.000	-0.000	8
41	0.0000	0.00894	0.04562	0.00001	0.00624	0.000	2.999	-0.000	8
42	0.1000	0.09972	0.04560	0.00001	0.00624	0.000	2.999	-0.001	8
43	0.2000	0.19834	0.04557	0.00001	0.00623	0.000	2.999	-0.001	8
44	0.3000	0.29490	0.04554	0.00002	0.00622	0.000	2.999	-0.001	8
45	0.4000	0.38939	0.04551	0.00002	0.00621	0.000	2.999	-0.002	8
46	0.5000	0.48178	0.04546	0.00002	0.00620	0.000	2.999	-0.002	8
47	0.6000	0.57207	0.04540	0.00003	0.00618	0.000	2.999	-0.003	8
48	0.7000	0.66022	0.04534	0.00003	0.00616	0.000	2.998	-0.003	8
49	0.8000	0.74722	0.04525	0.00004	0.00614	0.000	2.998	-0.004	8
50	0.9000	0.83301	0.04515	0.00005	0.00611	0.000	2.998	-0.004	8
51	1.0000	0.91756	0.04503	0.00006	0.00608	0.000	2.997	-0.005	8
52	1.1000	1.00080	0.04487	0.00008	0.00603	0.000	2.996	-0.006	8
53	1.2000	1.08267	0.04467	0.00010	0.00597	0.000	2.994	-0.007	8
54	1.3000	1.16314	0.04442	0.00013	0.00590	0.000	2.992	-0.009	8
55	1.4000	1.24219	0.04408	0.00018	0.00581	0.000	2.988	-0.011	8
56	1.5000	1.31970	0.04364	0.00024	0.00568	0.001	2.981	-0.013	8
57	1.6000	1.39567	0.04302	0.00034	0.00549	0.001	2.969	-0.015	2
58	1.7000	1.46983	0.04212	0.00050	0.00523	0.003	2.947	-0.021	2
59	1.8000	1.54340	0.04077	0.00078	0.00482	0.009	2.898	-0.029	1
60	1.9000	1.61646	0.03859	0.00130	0.00413	0.029	2.773	-0.041	1
61	2.0000	1.68922	0.03474	0.00242	0.00284	0.140	2.357	-0.065	1
(Success)									
67	0.6000	0.78792	0.10740	0.04761	0.04496	1.810	3.897	-0.583	1
68	0.7000	0.87528	0.09173	0.01385	0.01663	2.847	9.549	0.663	4
69	0.8000	1.00721	0.02932	0.00396	0.00494	0.729	5.749	0.004	7
70	0.9000	1.07128	0.01085	-0.00158	0.00305	0.063	3.249	0.154	4
71	1.0000	1.14064	0.00368	-0.00124	0.00128	0.047	2.889	-0.398	1
72	1.1000	1.21459	0.00182	-0.00102	0.00074	0.025	2.889	-0.057	1
73	1.2000	1.29312	0.00113	-0.00074	0.000425	0.010	2.921	-0.040	1
74	1.3000	1.37616	0.00064	-0.00051	0.000259	0.004	2.946	-0.028	1
75	1.4000	1.46368	0.00044	-0.00037	0.000184	0.002	2.962	-0.019	2
76	1.5000	1.55593	0.00031	-0.00025	0.000122	0.001	2.971	-0.011	2
77	1.6000	1.65317	0.00019	-0.00016	0.000074	0.000	2.977	-0.005	8
78	1.7000	1.75548	0.00012	-0.00007	0.000042	0.000	2.979	-0.001	8
79	1.8000	1.86285	0.00008	-0.00004	0.000021	0.000	2.978	-0.000	8
80	1.9000	1.97520	0.00004	-0.00002	0.000010	0.000	2.973	-0.000	8
81	2.0000	2.09254	0.00001	0.00000	0.000005	0.000	2.963	-0.000	8
82	2.1000	2.21485	0.00000	0.00000	0.000002	0.000	2.942	-0.011	2
83	2.2000	2.34215	0.00000	0.00000	0.000001	0.000	2.897	-0.023	2
84	2.3000	2.47442	0.00000	0.00000	0.000000	0.000	2.782	-0.036	1
85	2.4000	2.61163	0.00000	0.00000	0.000000	0.000	2.613	-0.060	1
86	2.5000	2.75378	0.00000	0.00000	0.000000	0.000	2.387	-0.087	4

TABLE A-2-1: Four Estimated Conditional Moments of θ , Together with the Coefficients β_1 and β_2 , and Pearson's criterion κ (Continued)

DEGREE 3 CASE: Item 10		Conditional Moments						β_1	β_2	κ	Type
Sub- ject	$\hat{\theta}$	Mean	Var.	3rd	4th						
(Failure)											
14	-2.7000	-2.60487	0.03444	-0.00252	0.00275	0.155	2.313	-0.008	1		
16	-2.6000	-2.52551	0.03847	-0.00134	0.00409	0.032	2.762	-0.042	1		
17	-2.4000	-2.43605	0.04072	-0.00080	0.00480	0.009	2.854	-0.029	1		
18	-2.4000	-2.28784	0.04710	-0.00051	0.00522	0.003	2.744	-0.022	2		
19	-2.2000	-2.18407	0.04401	-0.00035	0.00549	0.002	2.868	-0.017	2		
20	-2.1000	-2.08414	0.04410	-0.00025	0.00588	0.001	2.981	-0.011	2		
21	-2.0000	-1.97336	0.04444	-0.00018	0.00581	0.000	2.987	-0.011	2		
22	-1.9000	-1.87693	0.04444	-0.00014	0.00591	0.000	2.991	-0.009	2		
23	-1.8000	-1.78002	0.04444	-0.00008	0.00598	0.000	2.994	-0.007	2		
24	-1.7000	-1.68271	0.04506	-0.00007	0.00604	0.000	2.996	-0.006	2		
25	-1.6000	-1.58510	0.04518	-0.00005	0.00612	0.000	2.997	-0.005	2		
26	-1.5000	-1.48723	0.04529	-0.00004	0.00615	0.000	2.998	-0.004	2		
27	-1.4000	-1.38916	0.04537	-0.00003	0.00617	0.000	2.998	-0.004	2		
28	-1.3000	-1.29093	0.04538	-0.00003	0.00619	0.000	2.999	-0.003	2		
29	-1.2000	-1.19255	0.04538	-0.00002	0.00621	0.000	2.999	-0.003	2		
30	-1.1000	-1.09406	0.04535	-0.00002	0.00621	0.000	2.999	-0.002	2		
31	-1.0000	-0.99547	0.04532	-0.00002	0.00622	0.000	2.999	-0.002	2		
32	-0.9000	-0.89680	0.04523	-0.00001	0.00623	0.000	2.999	-0.002	2		
33	-0.8000	-0.79806	0.04506	-0.00001	0.00624	0.000	2.999	-0.001	2		
34	-0.7000	-0.69927	0.04506	-0.00001	0.00624	0.000	2.999	-0.001	2		
35	-0.6000	-0.60044	0.04500	-0.00001	0.00624	0.000	2.999	-0.001	2		
36	-0.5000	-0.50155	0.04491	-0.00001	0.00624	0.000	2.999	-0.001	2		
37	-0.4000	-0.40265	0.04483	-0.00001	0.00624	0.000	2.999	-0.001	2		
38	-0.3000	-0.30375	0.04474	-0.00000	0.00624	0.000	2.999	-0.001	2		
39	-0.2000	-0.20484	0.04466	-0.00000	0.00624	0.000	2.999	-0.001	2		
40	-0.1000	-0.10594	0.04457	-0.00000	0.00624	0.000	2.999	-0.001	2		
41	0.0000	0.00704	0.04448	0.00000	0.00624	0.000	2.999	-0.001	2		
42	0.1000	0.10814	0.04439	0.00000	0.00624	0.000	2.999	-0.001	2		
43	0.2000	0.20924	0.04430	0.00000	0.00624	0.000	2.999	-0.001	2		
44	0.3000	0.31034	0.04421	0.00000	0.00624	0.000	2.999	-0.001	2		
45	0.4000	0.41144	0.04412	0.00000	0.00624	0.000	2.999	-0.001	2		
46	0.5000	0.51254	0.04403	0.00000	0.00624	0.000	2.999	-0.001	2		
47	0.6000	0.61364	0.04394	0.00000	0.00624	0.000	2.999	-0.001	2		
48	0.7000	0.71474	0.04385	0.00000	0.00624	0.000	2.999	-0.001	2		
49	0.8000	0.81584	0.04376	0.00000	0.00624	0.000	2.999	-0.001	2		
50	0.9000	0.91694	0.04367	0.00000	0.00624	0.000	2.999	-0.001	2		
51	1.0000	1.01804	0.04358	0.00000	0.00624	0.000	2.999	-0.001	2		
52	1.1000	1.11914	0.04349	0.00000	0.00624	0.000	2.999	-0.001	2		
53	1.2000	1.22024	0.04340	0.00000	0.00624	0.000	2.999	-0.001	2		
54	1.3000	1.32134	0.04331	0.00000	0.00624	0.000	2.999	-0.001	2		
55	1.4000	1.42244	0.04322	0.00000	0.00624	0.000	2.999	-0.001	2		
56	1.5000	1.52354	0.04313	0.00000	0.00624	0.000	2.999	-0.001	2		
57	1.6000	1.62464	0.04304	0.00000	0.00624	0.000	2.999	-0.001	2		
58	1.7000	1.72574	0.04295	0.00000	0.00624	0.000	2.999	-0.001	2		
59	1.8000	1.82684	0.04286	0.00000	0.00624	0.000	2.999	-0.001	2		
60	1.9000	1.92794	0.04277	0.00000	0.00624	0.000	2.999	-0.001	2		
61	2.0000	2.02904	0.04268	0.00000	0.00624	0.000	2.999	-0.001	2		
62	2.1000	2.13014	0.04259	0.00000	0.00624	0.000	2.999	-0.001	2		
63	2.2000	2.23124	0.04250	0.00000	0.00624	0.000	2.999	-0.001	2		
64	2.3000	2.33234	0.04241	0.00000	0.00624	0.000	2.999	-0.001	2		
65	2.4000	2.43344	0.04232	0.00000	0.00624	0.000	2.999	-0.001	2		
66	2.5000	2.53454	0.04223	0.00000	0.00624	0.000	2.999	-0.001	2		
67	2.6000	2.63564	0.04214	0.00000	0.00624	0.000	2.999	-0.001	2		
68	2.7000	2.73674	0.04205	0.00000	0.00624	0.000	2.999	-0.001	2		
69	2.8000	2.83784	0.04196	0.00000	0.00624	0.000	2.999	-0.001	2		
70	2.9000	2.93894	0.04187	0.00000	0.00624	0.000	2.999	-0.001	2		
71	3.0000	3.04004	0.04178	0.00000	0.00624	0.000	2.999	-0.001	2		
72	3.1000	3.14114	0.04169	0.00000	0.00624	0.000	2.999	-0.001	2		
73	3.2000	3.24224	0.04160	0.00000	0.00624	0.000	2.999	-0.001	2		
74	3.3000	3.34334	0.04151	0.00000	0.00624	0.000	2.999	-0.001	2		
75	3.4000	3.44444	0.04142	0.00000	0.00624	0.000	2.999	-0.001	2		
76	3.5000	3.54554	0.04133	0.00000	0.00624	0.000	2.999	-0.001	2		
77	3.6000	3.64664	0.04124	0.00000	0.00624	0.000	2.999	-0.001	2		
78	3.7000	3.74774	0.04115	0.00000	0.00624	0.000	2.999	-0.001	2		
79	3.8000	3.84884	0.04106	0.00000	0.00624	0.000	2.999	-0.001	2		
80	3.9000	3.94994	0.04097	0.00000	0.00624	0.000	2.999	-0.001	2		
81	4.0000	4.05104	0.04088	0.00000	0.00624	0.000	2.999	-0.001	2		
82	4.1000	4.15214	0.04079	0.00000	0.00624	0.000	2.999	-0.001	2		
83	4.2000	4.25324	0.04070	0.00000	0.00624	0.000	2.999	-0.001	2		
84	4.3000	4.35434	0.04061	0.00000	0.00624	0.000	2.999	-0.001	2		
85	4.4000	4.45544	0.04052	0.00000	0.00624	0.000	2.999	-0.001	2		
86	4.5000	4.55654	0.04043	0.00000	0.00624	0.000	2.999	-0.001	2		
87	4.6000	4.65764	0.04034	0.00000	0.00624	0.000	2.999	-0.001	2		
88	4.7000	4.75874	0.04025	0.00000	0.00624	0.000	2.999	-0.001	2		
89	4.8000	4.85984	0.04016	0.00000	0.00624	0.000	2.999	-0.001	2		
90	4.9000	4.96094	0.04007	0.00000	0.00624	0.000	2.999	-0.001	2		
91	5.0000	5.06204	0.03998	0.00000	0.00624	0.000	2.999	-0.001	2		
92	5.1000	5.16314	0.03989	0.00000	0.00624	0.000	2.999	-0.001	2		
93	5.2000	5.26424	0.03980	0.00000	0.00624	0.000	2.999	-0.001	2		
94	5.3000	5.36534	0.03971	0.00000	0.00624	0.000	2.999	-0.001	2		
95	5.4000	5.46644	0.03962	0.00000	0.00624	0.000	2.999	-0.001	2		
96	5.5000	5.56754	0.03953	0.00000	0.00624	0.000	2.999	-0.001	2		
97	5.6000	5.66864	0.03944	0.00000	0.00624	0.000	2.999	-0.001	2		
98	5.7000	5.76974	0.03935	0.00000	0.00624	0.000	2.999	-0.001	2		
99	5.8000	5.87084	0.03926	0.00000	0.00624	0.000	2.999	-0.001	2		
100	5.9000	5.97194	0.03917	0.00000	0.00624	0.000	2.999	-0.001	2		
101	6.0000	6.07304	0.03908	0.00000	0.00624	0.000	2.999	-0.001	2		
102	6.1000	6.17414	0.03899	0.00000	0.00624	0.000	2.999	-0.001	2		
103	6.2000	6.27524	0.03890	0.00000	0.00624	0.000	2.999	-0.001	2		
104	6.3000	6.37634	0.03881	0.00000	0.00624	0.000	2.999	-0.001	2		
105	6.4000	6.47744	0.03872	0.00000	0.00624	0.000	2.999	-0.001	2		
106	6.5000	6.57854	0.03863	0.00000	0.00624	0.000	2.999	-0.001	2		
107	6.6000	6.67964	0.03854	0.00000	0.00624	0.000	2.999	-0.001	2		
108	6.7000	6.78074	0.03845	0.00000	0.00624	0.000	2.999	-0.001	2		
109	6.8000	6.88184	0.03836	0.00000	0.00624	0.000	2.999	-0.001	2		
110	6.9000	6.98294	0.03827	0.00000	0.00624	0.000	2.999	-0.001	2		
111	7.0000	7.08404	0.03818	0.00000	0.00624	0.000	2.999	-0.001	2		
112	7.1000	7.18514	0.03809	0.00000	0.00624	0.000	2.999	-0.001	2		
113	7.2000	7.28624	0.03800	0.00000	0.00624	0.000	2.999	-0.001	2		
114	7.3000	7.38734	0.03791	0.00000	0.00624	0.000	2.999	-0.001	2		
115	7.4000	7.48844	0.03782	0.00000	0.00624	0.000	2.999	-0.			

TABLE A-2-1: Four Estimated Conditional Moments of θ , Together with the Coefficients β_1 and β_2 , and Pearson's criterion κ (Continued)

DEGREE 4 CASE: Item 1										
Sub- ject	$\hat{\theta}$	Mean	Conditional Moments				β_1	β_2	κ	Type
(Failure)			Var.	3rd	4th					
10	-1.1000	-1.45021	0.01747	-0.00073	0.00021	0.099	20.350	0.005	7	
11	-1.0000	-1.19417	0.04794	-0.01921	0.00441	13.952	19.324	-3.328	1	
12	-1.0000	-1.12671	0.22202	-0.08735	0.00098	0.697	1.836	-0.175	1	
13	-2.5000	-2.82715	0.18038	0.10290	0.09099	2.987	3.939	-0.842	1	
14	-2.7000	-2.44793	0.02842	0.02079	0.02830	18.087	11.872	-2.843	8	
15	-2.8000	-2.41577	0.01553	-0.00119	0.00334	0.940	13.422	-0.025	7	
16	-2.8000	-2.37015	0.02080	-0.00292	0.00097	0.732	2.298	-0.204	1	
17	-2.8000	-2.32568	0.02708	-0.00157	0.00140	0.186	2.219	-0.069	1	
18	-2.1000	-2.27240	0.02738	-0.00060	0.00183	0.018	2.444	-0.012	2	
19	-2.2000	-2.21151	0.02771	0.00027	0.00190	0.003	2.477	-0.002	2	
20	-2.1000	-2.19339	0.02819	0.00119	0.00160	0.079	2.335	-0.039	1	
21	-2.0000	-2.10987	0.02249	0.00221	0.00107	0.428	2.120	-0.128	1	
22	-1.9000	-2.05787	0.01712	0.00238	0.00181	1.127	3.489	0.585	4	
23	-1.8000	-2.02327	0.01818	-0.00705	0.01240	8.286	37.934	0.812	4	
24	-1.7000	-1.93357	0.08792	-0.07230	0.07182	7.704	9.288	-1.984	1	
25	-1.8000	-1.93697	0.28988	-0.00479	0.03239	0.001	0.424	-0.002	2	
26	-1.8000	-1.12402	0.09358	0.07528	0.07499	8.918	8.818	-1.773	1	
27	-1.8000	-1.02733	0.02035	0.00743	0.01344	0.888	12.469	0.477	4	
(Success)										
17	-2.4000	-2.29723	0.22893	-0.09452	0.00074	0.844	0.878	-0.477	1	
18	-2.1000	-2.22640	0.03571	-0.00214	0.00317	0.101	2.458	-0.059	1	
19	-2.2000	-2.14523	1.35817	-0.59318	0.00845	0.023	2.839	-0.339	1	
20	-2.1000	-2.08797	0.04117	-0.00072	0.01993	0.007	2.911	-0.028	1	
21	-2.0000	-1.98745	0.04744	-0.00047	0.00582	0.003	2.953	-0.021	1	
22	-1.9000	-1.87487	0.04329	-0.00033	0.00557	0.001	2.973	-0.017	2	
23	-1.8000	-1.74734	0.04393	-0.00324	0.00535	0.001	2.983	-0.014	8	
24	-1.7000	-1.68458	0.04435	-0.00018	0.00588	0.000	2.985	-0.012	8	
25	-1.6000	-1.58672	0.04470	-0.00314	0.00598	0.000	2.993	-0.011	8	
26	-1.5000	-1.49130	0.04498	-0.00012	0.00606	0.000	2.995	-0.010	8	
27	-1.4000	-1.39394	0.04521	-0.00310	0.00612	0.000	2.996	-0.010	8	
28	-1.3000	-1.29892	0.04540	-0.00008	0.00618	0.000	2.997	-0.009	8	
29	-1.2000	-1.19752	0.04557	-0.00007	0.00622	0.000	2.998	-0.009	8	
30	-1.1000	-1.09478	0.04571	-0.00006	0.00627	0.000	2.998	-0.008	8	
31	-1.0000	-0.99975	0.04584	-0.00006	0.00630	0.000	2.999	-0.008	8	
32	-0.9000	-0.90347	0.04595	-0.00005	0.00633	0.000	2.999	-0.007	8	
33	-0.8000	-0.80094	0.04605	-0.00004	0.00636	0.000	2.999	-0.006	8	
34	-0.7000	-0.70122	0.04614	-0.00004	0.00639	0.000	2.999	-0.005	8	
35	-0.6000	-0.60110	0.04622	-0.00003	0.00641	0.000	2.999	-0.004	8	
36	-0.5000	-0.50123	0.04629	-0.00003	0.00643	0.000	2.999	-0.003	8	
37	-0.4000	-0.40102	0.04635	-0.00002	0.00644	0.000	2.999	-0.002	8	
38	-0.3000	-0.30070	0.04640	-0.00012	0.00645	0.000	2.999	-0.001	8	
39	-0.2000	-0.20010	0.04643	-0.00001	0.00646	0.000	2.999	-0.001	8	
40	-0.1000	-0.09983	0.04645	-0.00001	0.00647	0.000	2.999	-0.001	8	
41	0.0000	0.00007	0.04646	-0.00000	0.00647	0.000	2.999	-0.000	8	
42	0.1000	0.10119	0.04646	0.00000	0.00647	0.000	2.999	-0.000	8	
43	0.2000	0.20168	0.04644	0.00001	0.00647	0.000	2.999	-0.000	8	
44	0.3000	0.30212	0.04642	0.00007	0.00645	0.000	2.999	-0.001	8	
45	0.4000	0.40250	0.04638	0.00002	0.00645	0.000	2.999	-0.001	8	
46	0.5000	0.50278	0.04633	0.00003	0.00644	0.000	2.999	-0.001	8	
47	0.6000	0.60294	0.04627	0.00003	0.00642	0.000	2.999	-0.002	8	
48	0.7000	0.70296	0.04620	0.00003	0.00640	0.000	2.999	-0.003	8	
49	0.8000	0.80282	0.04612	0.00004	0.00638	0.000	2.999	-0.004	8	
50	0.9000	0.90250	0.04603	0.00004	0.00635	0.000	2.999	-0.007	8	
51	1.0000	1.00198	0.04593	0.00005	0.00633	0.000	2.999	-0.008	8	
52	1.1000	1.10123	0.04583	0.00005	0.00630	0.000	2.999	-0.009	8	
53	1.2000	1.20024	0.04573	0.00006	0.00628	0.000	2.999	-0.009	8	
54	1.3000	1.29897	0.04567	0.00007	0.00625	0.000	2.998	-0.009	8	
55	1.4000	1.19739	0.04542	0.00008	0.00618	0.000	2.998	-0.009	8	
56	1.5000	1.09568	0.04524	0.00009	0.00613	0.000	2.998	-0.009	8	
57	1.6000	1.09310	0.04503	0.00011	0.00608	0.000	2.998	-0.010	8	
58	1.7000	1.09025	0.04477	0.00013	0.00600	0.000	2.995	-0.010	8	
59	1.8000	1.08678	0.04448	0.00016	0.00591	0.000	2.991	-0.012	8	
60	1.9000	1.08294	0.04405	0.00021	0.00579	0.001	2.986	-0.013	8	
61	2.0000	1.07779	0.04352	0.00029	0.00564	0.001	2.977	-0.016	8	
62	2.1000	1.07158	0.04278	0.00041	0.00542	0.002	2.962	-0.019	2	
63	2.2000	1.06413	0.04170	0.00060	0.00510	0.005	2.931	-0.025	2	
64	2.3000	1.05569	0.04008	0.00086	0.00459	0.014	2.881	-0.034	1	
65	2.4000	1.04643	0.03730	0.00167	0.00371	0.054	2.804	-0.049	1	
66	2.5000	1.03544	0.03220	0.00329	0.00195	0.124	1.879	-0.092	1	

TABLE A-2-1: Four Estimated Conditional Moments of θ , Together with the Coefficients β_1 and β_2 , and Pearson's criterion κ (Continued)

DEGREE 4 CASE: Item 2

Sub-ject	$\hat{\theta}$	Mean	Var.	3rd	4th	β_1	β_2	κ	Type
18	-2.3000	-2.25620	0.03357	-0.00233	0.00259	0.143	2.312	-0.084	1
19	-2.2000	-2.17099	0.03312	-0.00121	0.00140	0.029	2.253	-0.037	1
20	-2.1000	-2.08720	0.03264	-0.00008	0.00042	0.008	2.208	-0.023	2
21	-2.0000	-2.01175	0.03204	-0.00009	0.00076	0.002	2.191	-0.013	2
22	-1.9000	-1.94388	0.03147	-0.00021	0.00094	0.000	2.190	-0.006	2
23	-1.8000	-1.88355	0.03118	-0.00009	0.00080	0.000	2.197	-0.002	2
24	-1.7000	-1.82852	0.03126	0.00001	0.00050	0.000	2.171	-0.001	2
25	-1.6000	-1.77854	0.03118	0.00008	0.00008	0.000	2.177	-0.000	2
26	-1.5000	-1.73354	0.03091	0.00018	0.00049	0.000	2.181	-0.002	2
27	-1.4000	-1.69392	0.03054	0.00019	0.00042	0.001	2.182	-0.002	2
28	-1.3000	-1.65909	0.03011	0.00019	0.00044	0.001	2.182	-0.002	2
29	-1.2000	-1.62877	0.02979	-0.00007	0.00045	0.000	2.182	-0.000	2
30	-1.1000	-1.60257	0.02950	-0.00018	0.00043	0.000	2.182	-0.000	2
31	-1.0000	-1.58008	0.02927	-0.00018	0.00040	0.000	2.182	-0.000	2
32	-0.9000	-1.56101	0.02908	-0.00012	0.00037	0.000	2.182	-0.000	2
33	-0.8000	-1.54501	0.02892	-0.00007	0.00034	0.000	2.182	-0.000	2
34	-0.7000	-1.53168	0.02878	-0.00004	0.00031	0.000	2.182	-0.000	2
35	-0.6000	-1.52051	0.02865	-0.00001	0.00028	0.000	2.182	-0.000	2
36	-0.5000	-1.51101	0.02854	0.00001	0.00025	0.000	2.182	-0.000	2
37	-0.4000	-1.50270	0.02844	0.00002	0.00022	0.000	2.182	-0.000	2
38	-0.3000	-1.49518	0.02835	0.00003	0.00019	0.000	2.182	-0.000	2
39	-0.2000	-1.48825	0.02827	0.00003	0.00016	0.000	2.182	-0.000	2
40	-0.1000	-1.48191	0.02820	-0.00001	0.00013	0.000	2.182	-0.000	2
41	0.0000	-1.47616	0.02814	0.00000	0.00010	0.000	2.182	-0.000	2
42	0.1000	-1.47100	0.02809	0.00000	0.00007	0.000	2.182	-0.000	2
43	0.2000	-1.46642	0.02804	0.00000	0.00004	0.000	2.182	-0.000	2
44	0.3000	-1.46242	0.02800	0.00000	0.00001	0.000	2.182	-0.000	2
45	0.4000	-1.45899	0.02796	0.00000	0.00000	0.000	2.182	-0.000	2
46	0.5000	-1.45604	0.02792	0.00000	0.00000	0.000	2.182	-0.000	2
47	0.6000	-1.45358	0.02788	0.00000	0.00000	0.000	2.182	-0.000	2
48	0.7000	-1.45161	0.02784	0.00000	0.00000	0.000	2.182	-0.000	2
49	0.8000	-1.45014	0.02780	0.00000	0.00000	0.000	2.182	-0.000	2
50	0.9000	-1.44917	0.02776	0.00000	0.00000	0.000	2.182	-0.000	2
51	1.0000	-1.44870	0.02772	0.00000	0.00000	0.000	2.182	-0.000	2
52	1.1000	-1.44873	0.02768	0.00000	0.00000	0.000	2.182	-0.000	2
53	1.2000	-1.44926	0.02764	0.00000	0.00000	0.000	2.182	-0.000	2
54	1.3000	-1.45029	0.02760	0.00000	0.00000	0.000	2.182	-0.000	2
55	1.4000	-1.45182	0.02756	0.00000	0.00000	0.000	2.182	-0.000	2
56	1.5000	-1.45385	0.02752	0.00000	0.00000	0.000	2.182	-0.000	2
57	1.6000	-1.45638	0.02748	0.00000	0.00000	0.000	2.182	-0.000	2
58	1.7000	-1.45941	0.02744	0.00000	0.00000	0.000	2.182	-0.000	2
59	1.8000	-1.46294	0.02740	0.00000	0.00000	0.000	2.182	-0.000	2
60	1.9000	-1.46707	0.02736	0.00000	0.00000	0.000	2.182	-0.000	2
61	2.0000	-1.47180	0.02732	0.00000	0.00000	0.000	2.182	-0.000	2
62	2.1000	-1.47713	0.02728	0.00000	0.00000	0.000	2.182	-0.000	2
63	2.2000	-1.48306	0.02724	0.00000	0.00000	0.000	2.182	-0.000	2
64	2.3000	-1.48959	0.02720	0.00000	0.00000	0.000	2.182	-0.000	2
65	2.4000	-1.49672	0.02716	0.00000	0.00000	0.000	2.182	-0.000	2
66	2.5000	-1.50445	0.02712	0.00000	0.00000	0.000	2.182	-0.000	2
67	2.6000	-1.51278	0.02708	0.00000	0.00000	0.000	2.182	-0.000	2
68	2.7000	-1.52171	0.02704	0.00000	0.00000	0.000	2.182	-0.000	2
69	2.8000	-1.53124	0.02700	0.00000	0.00000	0.000	2.182	-0.000	2
70	2.9000	-1.54137	0.02696	0.00000	0.00000	0.000	2.182	-0.000	2
71	3.0000	-1.55210	0.02692	0.00000	0.00000	0.000	2.182	-0.000	2
72	3.1000	-1.56353	0.02688	0.00000	0.00000	0.000	2.182	-0.000	2
73	3.2000	-1.57566	0.02684	0.00000	0.00000	0.000	2.182	-0.000	2
74	3.3000	-1.58849	0.02680	0.00000	0.00000	0.000	2.182	-0.000	2
75	3.4000	-1.60202	0.02676	0.00000	0.00000	0.000	2.182	-0.000	2
76	3.5000	-1.61625	0.02672	0.00000	0.00000	0.000	2.182	-0.000	2
77	3.6000	-1.63118	0.02668	0.00000	0.00000	0.000	2.182	-0.000	2
78	3.7000	-1.64681	0.02664	0.00000	0.00000	0.000	2.182	-0.000	2
79	3.8000	-1.66314	0.02660	0.00000	0.00000	0.000	2.182	-0.000	2
80	3.9000	-1.68017	0.02656	0.00000	0.00000	0.000	2.182	-0.000	2
81	4.0000	-1.69790	0.02652	0.00000	0.00000	0.000	2.182	-0.000	2
82	4.1000	-1.71633	0.02648	0.00000	0.00000	0.000	2.182	-0.000	2
83	4.2000	-1.73546	0.02644	0.00000	0.00000	0.000	2.182	-0.000	2
84	4.3000	-1.75529	0.02640	0.00000	0.00000	0.000	2.182	-0.000	2
85	4.4000	-1.77582	0.02636	0.00000	0.00000	0.000	2.182	-0.000	2
86	4.5000	-1.79705	0.02632	0.00000	0.00000	0.000	2.182	-0.000	2
87	4.6000	-1.81908	0.02628	0.00000	0.00000	0.000	2.182	-0.000	2
88	4.7000	-1.84191	0.02624	0.00000	0.00000	0.000	2.182	-0.000	2
89	4.8000	-1.86554	0.02620	0.00000	0.00000	0.000	2.182	-0.000	2
90	4.9000	-1.89007	0.02616	0.00000	0.00000	0.000	2.182	-0.000	2
91	5.0000	-1.91550	0.02612	0.00000	0.00000	0.000	2.182	-0.000	2
92	5.1000	-1.94183	0.02608	0.00000	0.00000	0.000	2.182	-0.000	2
93	5.2000	-1.96906	0.02604	0.00000	0.00000	0.000	2.182	-0.000	2
94	5.3000	-1.99719	0.02600	0.00000	0.00000	0.000	2.182	-0.000	2
95	5.4000	-2.02622	0.02596	0.00000	0.00000	0.000	2.182	-0.000	2
96	5.5000	-2.05615	0.02592	0.00000	0.00000	0.000	2.182	-0.000	2
97	5.6000	-2.08708	0.02588	0.00000	0.00000	0.000	2.182	-0.000	2
98	5.7000	-2.11901	0.02584	0.00000	0.00000	0.000	2.182	-0.000	2
99	5.8000	-2.15194	0.02580	0.00000	0.00000	0.000	2.182	-0.000	2
100	5.9000	-2.18587	0.02576	0.00000	0.00000	0.000	2.182	-0.000	2

TABLE A-2-1: Four Estimated Conditional Moments of θ , Together with the Coefficients β_1 and β_2 , and Pearson's criterion κ (Continued)

Sub- ject	$\bar{\theta}$ (Failure)	Mean	Conditional Moments				β_1	β_2	κ	Type
			Var.	3rd	4th					
15	-2.4000	-2.55500	0.02573	-0.00365	0.00088	0.182	1.331	-0.211	1	
16	-2.4000	-2.37694	0.01161	-0.00000	0.00248	0.127	2.584	-0.071	1	
17	-2.4000	-2.37561	0.01496	-0.00119	0.00339	0.033	2.774	-0.085	1	
18	-2.4000	-2.28684	0.03696	-0.00071	0.00333	0.010	2.879	-0.028	1	
19	-2.4000	-2.18527	0.03417	-0.00040	0.00444	0.001	2.924	-0.015	1	
20	-2.4000	-2.08149	0.03488	-0.00021	0.00426	0.001	2.945	-0.005	1	
21	-2.0000	-1.97749	0.03413	-0.00005	0.00442	0.001	2.955	-0.005	2	
22	-1.9000	-1.87245	0.03408	0.00011	0.00451	0.000	2.953	-0.000	2	
23	-1.8000	-1.76742	0.03388	0.00027	0.00440	0.001	2.945	-0.001	2	
24	-1.7000	-1.66238	0.03368	0.00047	0.00419	0.001	2.945	-0.006	2	
25	-1.6000	-1.55734	0.03348	0.00074	0.00387	0.001	2.927	-0.010	2	
26	-1.5000	-1.45230	0.03328	0.00103	0.00340	0.002	2.894	-0.014	2	
27	-1.4000	-1.34726	0.03308	0.00135	0.00283	0.004	2.842	-0.018	2	
28	-1.3000	-1.24222	0.03288	0.00171	0.00219	0.008	2.780	-0.021	2	
29	-1.2000	-1.13718	0.03268	0.00210	0.00151	0.018	2.708	-0.024	2	
30	-1.1000	-1.03214	0.03248	0.00252	0.00081	0.038	2.627	-0.027	2	
31	-1.0000	-0.92710	0.03228	0.00297	0.00011	0.068	2.535	-0.029	2	
32	-0.9000	-0.82206	0.03208	0.00345	0.00035	0.108	2.433	-0.031	2	
33	-0.8000	-0.71702	0.03188	0.00395	0.00065	0.158	2.321	-0.033	2	
34	-0.7000	-0.61198	0.03168	0.00447	0.00101	0.218	2.199	-0.035	2	
35	-0.6000	-0.50694	0.03148	0.00501	0.00141	0.288	2.067	-0.037	2	
36	-0.5000	-0.40190	0.03128	0.00557	0.00185	0.368	1.925	-0.039	2	
37	-0.4000	-0.29686	0.03108	0.00615	0.00233	0.458	1.773	-0.041	2	
38	-0.3000	-0.19182	0.03088	0.00675	0.00285	0.568	1.611	-0.043	2	
39	-0.2000	-0.08678	0.03068	0.00737	0.00341	0.698	1.439	-0.045	2	
40	-0.1000	0.01826	0.03048	0.00801	0.00401	0.848	1.257	-0.047	2	
41	0.0000	0.12322	0.03028	0.00867	0.00465	1.018	1.065	-0.049	2	
42	0.1000	0.22818	0.03008	0.00935	0.00533	1.208	0.863	-0.051	2	
43	0.2000	0.33314	0.02988	0.01005	0.00605	1.418	0.651	-0.053	2	
44	0.3000	0.43810	0.02968	0.01077	0.00681	1.648	0.429	-0.055	2	
45	0.4000	0.54306	0.02948	0.01151	0.00761	1.898	0.197	-0.057	2	
46	0.5000	0.64802	0.02928	0.01227	0.00845	2.168	-0.035	-0.059	2	
47	0.6000	0.75298	0.02908	0.01305	0.00933	2.458	-0.273	-0.061	2	
48	0.7000	0.85794	0.02888	0.01385	0.01025	2.768	-0.511	-0.063	2	
49	0.8000	0.96290	0.02868	0.01467	0.01121	3.098	-0.749	-0.065	2	
50	0.9000	1.06786	0.02848	0.01551	0.01221	3.448	-1.007	-0.067	2	
51	1.0000	1.17282	0.02828	0.01637	0.01325	3.818	-1.285	-0.069	2	
52	1.1000	1.27778	0.02808	0.01725	0.01433	4.208	-1.583	-0.071	2	
53	1.2000	1.38274	0.02788	0.01815	0.01545	4.618	-1.901	-0.073	2	
54	1.3000	1.48770	0.02768	0.01907	0.01661	5.048	-2.239	-0.075	2	
55	1.4000	1.59266	0.02748	0.02001	0.01781	5.498	-2.597	-0.077	2	
56	1.5000	1.69762	0.02728	0.02100	0.01905	5.968	-2.975	-0.079	2	
57	1.6000	1.80258	0.02708	0.02201	0.02033	6.458	-3.373	-0.081	2	
58	1.7000	1.90754	0.02688	0.02305	0.02165	6.968	-3.791	-0.083	2	
59	1.8000	2.01250	0.02668	0.02411	0.02301	7.498	-4.229	-0.085	2	
60	1.9000	2.11746	0.02648	0.02519	0.02441	8.048	-4.687	-0.087	2	
61	2.0000	2.22242	0.02628	0.02629	0.02585	8.618	-5.165	-0.089	2	
62	2.1000	2.32738	0.02608	0.02741	0.02733	9.208	-5.663	-0.091	2	
63	2.2000	2.43234	0.02588	0.02855	0.02885	9.818	-6.181	-0.093	2	
64	2.3000	2.53730	0.02568	0.02971	0.03041	10.448	-6.719	-0.095	2	
65	2.4000	2.64226	0.02548	0.03089	0.03201	11.098	-7.277	-0.097	2	
66	2.5000	2.74722	0.02528	0.03209	0.03365	11.768	-7.855	-0.099	2	
67	2.6000	2.85218	0.02508	0.03331	0.03533	12.458	-8.453	-0.101	2	

TABLE A-2-1: Four Estimated Conditional Moments of θ , Together with the Coefficients β_1 and β_2 , and Pearson's criterion κ (Continued)

DEGREE 4 CASE: Item 4									
Sub-ject	$\hat{\theta}$	Mean	Conditional Moments	3rd	4th	β_1	β_2	κ	Type
(Failure)			Var.						
16	-2.5000	-2.53742	0.05819	-0.00240	0.00274	0.141	2.352	-0.065	1
17	-2.4000	-2.35847	0.13824	-0.00128	0.00405	0.030	2.771	-0.041	1
18	-2.3000	-2.16448	0.05075	-0.00076	0.00477	0.009	2.897	-0.029	1
19	-2.2000	-1.95488	0.28168	-0.00147	0.00512	0.003	2.966	-0.021	1
20	-2.1000	-1.72770	0.04256	-0.00013	0.00538	0.001	2.988	-0.013	1
21	-2.0000	-1.49052	0.04717	-0.00024	0.00556	0.001	2.988	-0.011	1
22	-1.9000	-1.24334	0.04194	-0.00018	0.00568	0.001	2.981	-0.010	1
23	-1.8000	-0.98616	0.04420	-0.00014	0.00578	0.000	2.988	-0.011	1
24	-1.7000	-0.72898	0.04542	-0.00011	0.00585	0.000	2.992	-0.010	1
25	-1.6000	-0.47180	0.04664	-0.00008	0.00591	0.000	2.995	-0.011	1
26	-1.5000	-0.21462	0.04786	-0.00004	0.00597	0.000	2.994	-0.011	1
27	-1.4000	0.04256	0.04908	-0.00004	0.00601	0.000	3.000	-0.011	1
28	-1.3000	0.29974	0.05030	-0.00004	0.00606	0.000	3.001	-0.011	1
29	-1.2000	0.55692	0.05152	-0.00004	0.00611	0.000	3.001	-0.011	1
30	-1.1000	0.81410	0.05274	-0.00004	0.00616	0.000	3.001	-0.011	1
31	-1.0000	1.07128	0.05396	-0.00004	0.00622	0.000	3.002	-0.011	1
32	-0.9000	1.32846	0.05518	-0.00004	0.00628	0.000	3.002	-0.011	1
33	-0.8000	1.58564	0.05640	-0.00004	0.00634	0.000	3.003	-0.011	1
34	-0.7000	1.84282	0.05762	-0.00004	0.00640	0.000	3.003	-0.011	1
35	-0.6000	2.10000	0.05884	-0.00004	0.00646	0.000	3.001	-0.011	1
36	-0.5000	2.35718	0.06006	-0.00004	0.00652	0.000	2.998	-0.012	1
37	-0.4000	2.61436	0.06128	-0.00004	0.00658	0.000	2.996	-0.012	1
38	-0.3000	2.87154	0.06250	-0.00004	0.00664	0.000	2.992	-0.012	1
39	-0.2000	3.12872	0.06372	-0.00004	0.00670	0.000	2.988	-0.012	1
40	-0.1000	3.38590	0.06494	-0.00004	0.00676	0.000	2.984	-0.012	1
41	0.0000	3.64308	0.06616	-0.00004	0.00682	0.000	2.980	-0.012	1
42	0.1000	3.90026	0.06738	-0.00004	0.00688	0.000	2.976	-0.012	1
43	0.2000	4.15744	0.06860	-0.00004	0.00694	0.001	2.972	-0.012	1
44	0.3000	4.41462	0.06982	-0.00004	0.00700	0.001	2.968	-0.012	1
45	0.4000	4.67180	0.07104	-0.00004	0.00706	0.001	2.964	-0.012	1
46	0.5000	4.92898	0.07226	-0.00004	0.00712	0.001	2.960	-0.012	1
47	0.6000	5.18616	0.07348	-0.00004	0.00718	0.001	2.956	-0.012	1
48	0.7000	5.44334	0.07470	-0.00004	0.00724	0.001	2.952	-0.012	1
49	0.8000	5.70052	0.07592	-0.00004	0.00730	0.001	2.948	-0.012	1
50	0.9000	5.95770	0.07714	-0.00004	0.00736	0.001	2.944	-0.012	1
51	1.0000	6.21488	0.07836	-0.00004	0.00742	0.001	2.940	-0.012	1
52	1.1000	6.47206	0.07958	-0.00004	0.00748	0.001	2.936	-0.012	1
53	1.2000	6.72924	0.08080	-0.00004	0.00754	0.001	2.932	-0.012	1
54	1.3000	6.98642	0.08202	-0.00004	0.00760	0.001	2.928	-0.012	1
55	1.4000	7.24360	0.08324	-0.00004	0.00766	0.001	2.924	-0.012	1
56	1.5000	7.50078	0.08446	-0.00004	0.00772	0.001	2.920	-0.012	1
57	1.6000	7.75796	0.08568	-0.00004	0.00778	0.001	2.916	-0.012	1
58	1.7000	8.01514	0.08690	-0.00004	0.00784	0.001	2.912	-0.012	1
59	1.8000	8.27232	0.08812	-0.00004	0.00790	0.001	2.908	-0.012	1
60	1.9000	8.52950	0.08934	-0.00004	0.00796	0.001	2.904	-0.012	1
61	2.0000	8.78668	0.09056	-0.00004	0.00802	0.001	2.900	-0.012	1
62	2.1000	9.04386	0.09178	-0.00004	0.00808	0.001	2.896	-0.012	1
63	2.2000	9.30104	0.09300	-0.00004	0.00814	0.001	2.892	-0.012	1
64	2.3000	9.55822	0.09422	-0.00004	0.00820	0.001	2.888	-0.012	1
65	2.4000	9.81540	0.09544	-0.00004	0.00826	0.001	2.884	-0.012	1
66	2.5000	10.07258	0.09666	-0.00004	0.00832	0.001	2.880	-0.012	1
67	2.6000	10.32976	0.09788	-0.00004	0.00838	0.001	2.876	-0.012	1
68	2.7000	10.58694	0.09910	-0.00004	0.00844	0.001	2.872	-0.012	1
69	2.8000	10.84412	0.10032	-0.00004	0.00850	0.001	2.868	-0.012	1
70	2.9000	11.10130	0.10154	-0.00004	0.00856	0.001	2.864	-0.012	1
71	3.0000	11.35848	0.10276	-0.00004	0.00862	0.001	2.860	-0.012	1
72	3.1000	11.61566	0.10398	-0.00004	0.00868	0.001	2.856	-0.012	1
73	3.2000	11.87284	0.10520	-0.00004	0.00874	0.001	2.852	-0.012	1
74	3.3000	12.13002	0.10642	-0.00004	0.00880	0.001	2.848	-0.012	1
75	3.4000	12.38720	0.10764	-0.00004	0.00886	0.001	2.844	-0.012	1
76	3.5000	12.64438	0.10886	-0.00004	0.00892	0.001	2.840	-0.012	1
77	3.6000	12.90156	0.11008	-0.00004	0.00898	0.001	2.836	-0.012	1
78	3.7000	13.15874	0.11130	-0.00004	0.00904	0.001	2.832	-0.012	1
79	3.8000	13.41592	0.11252	-0.00004	0.00910	0.001	2.828	-0.012	1
80	3.9000	13.67310	0.11374	-0.00004	0.00916	0.001	2.824	-0.012	1
81	4.0000	13.93028	0.11496	-0.00004	0.00922	0.001	2.820	-0.012	1
82	4.1000	14.18746	0.11618	-0.00004	0.00928	0.001	2.816	-0.012	1
83	4.2000	14.44464	0.11740	-0.00004	0.00934	0.001	2.812	-0.012	1
84	4.3000	14.70182	0.11862	-0.00004	0.00940	0.001	2.808	-0.012	1
85	4.4000	14.95900	0.11984	-0.00004	0.00946	0.001	2.804	-0.012	1
86	4.5000	15.21618	0.12106	-0.00004	0.00952	0.001	2.800	-0.012	1
87	4.6000	15.47336	0.12228	-0.00004	0.00958	0.001	2.796	-0.012	1
88	4.7000	15.73054	0.12350	-0.00004	0.00964	0.001	2.792	-0.012	1
89	4.8000	15.98772	0.12472	-0.00004	0.00970	0.001	2.788	-0.012	1
90	4.9000	16.24490	0.12594	-0.00004	0.00976	0.001	2.784	-0.012	1
91	5.0000	16.50208	0.12716	-0.00004	0.00982	0.001	2.780	-0.012	1
92	5.1000	16.75926	0.12838	-0.00004	0.00988	0.001	2.776	-0.012	1
93	5.2000	17.01644	0.12960	-0.00004	0.00994	0.001	2.772	-0.012	1
94	5.3000	17.27362	0.13082	-0.00004	0.00999	0.001	2.768	-0.012	1
95	5.4000	17.53080	0.13204	-0.00004	0.01005	0.001	2.764	-0.012	1
96	5.5000	17.78798	0.13326	-0.00004	0.01011	0.001	2.760	-0.012	1
97	5.6000	18.04516	0.13448	-0.00004	0.01017	0.001	2.756	-0.012	1
98	5.7000	18.30234	0.13570	-0.00004	0.01023	0.001	2.752	-0.012	1
99	5.8000	18.55952	0.13692	-0.00004	0.01029	0.001	2.748	-0.012	1
100	5.9000	18.81670	0.13814	-0.00004	0.01035	0.001	2.744	-0.012	1

(Success)

TABLE A-2-1: Four Estimated Conditional Moments of θ , Together with the Coefficients B_1 and B_2 , and Pearson's criterion κ (Continued)

DECREE 4 CASE: Item 5		Conditional Moments							κ	Type
Sub-ject	$\hat{\theta}$ (Failure)	Mean	Var.	3rd	4th	B_1	B_2			
15	-2.6000	-2.47066	0.37960	-0.00408	0.00105	0.649	1.209	-0.180	1	
16	-2.5000	-2.44542	0.38564	-0.00196	0.00122	0.085	2.536	-0.756	1	
17	-2.4000	-2.43954	0.38882	-0.00109	0.00125	0.020	2.820	-0.016	1	
18	-2.3000	-2.45241	0.40066	-0.00365	0.00482	0.006	2.914	-0.024	1	
19	-2.2000	-2.46712	0.41881	-0.00343	0.00516	0.002	2.953	-0.019	2	
20	-2.1000	-2.47180	0.42577	-0.00229	0.00539	0.001	2.972	-0.014	2	
21	-2.0000	-1.97912	0.43109	-0.00020	0.00554	0.000	2.982	-0.010	3	
22	-1.9000	-1.88549	0.43465	-0.00014	0.00564	0.000	2.988	-0.007	3	
23	-1.8000	-1.79122	0.43770	-0.00010	0.00571	0.000	2.991	-0.005	3	
24	-1.7000	-1.69647	0.44047	-0.00007	0.00576	0.000	2.993	-0.003	3	
25	-1.6000	-1.60143	0.44299	-0.00005	0.00579	0.000	2.995	-0.002	3	
26	-1.5000	-1.50619	0.44506	-0.00002	0.00581	0.000	2.996	-0.001	3	
27	-1.4000	-1.41085	0.44680	-0.00000	0.00582	0.000	2.996	-0.000	3	
28	-1.3000	-1.31549	0.44808	0.00001	0.00582	0.000	2.997	-0.000	3	
29	-1.2000	-1.22010	0.44804	0.00002	0.00581	0.000	2.997	-0.001	3	
30	-1.1000	-1.12495	0.44698	0.00003	0.00580	0.000	2.997	-0.001	3	
31	-1.0000	-1.02990	0.44389	0.00005	0.00578	0.000	2.998	-0.002	3	
32	-0.9000	-0.93497	0.43879	0.00007	0.00575	0.000	2.999	-0.002	3	
33	-0.8000	-0.84007	0.43167	0.00006	0.00572	0.000	3.000	-0.003	3	
34	-0.7000	-0.74612	0.42255	0.00002	0.00573	0.000	3.002	-0.003	3	
35	-0.6000	-0.65220	0.41147	0.00000	0.00569	0.000	3.010	-0.000	3	
36	-0.5000	-0.55797	0.40048	-0.00006	0.00571	0.000	3.021	0.000	3	
37	-0.4000	-0.46374	0.38957	-0.00016	0.00580	0.000	3.041	0.003	3	
38	-0.3000	-0.36871	0.37877	-0.00039	0.00602	0.002	3.072	0.010	3	
39	-0.2000	-0.27378	0.36807	-0.00070	0.00627	0.007	3.114	0.024	3	
40	-0.1000	-0.17898	0.35757	-0.00103	0.00654	0.019	3.124	0.028	3	
41	0.0000	-0.08420	0.34727	-0.00138	0.00683	0.034	3.124	0.034	3	
42	0.1000	0.01054	0.33717	-0.00174	0.00714	0.051	3.002	-0.018	3	
43	0.2000	0.11550	0.32727	-0.00210	0.00749	0.076	2.832	-0.131	1	
44	0.3000	0.22046	0.31757	-0.00246	0.00787	0.100	2.750	-0.000	2	
45	0.4000	0.32542	0.30807	-0.00282	0.00827	0.126	2.833	-0.031	1	
46	0.5000	0.43038	0.29877	-0.00318	0.00869	0.151	3.003	-0.267	1	
47	-1.0000	-1.18344	0.33379	-0.00275	0.00250	0.197	2.199	-1.373	1	
48	-1.2000	-1.10516	0.33812	-0.00164	0.00197	0.037	2.732	-0.044	1	
49	-1.4000	-1.01989	0.34050	-0.00085	0.00173	0.011	2.883	-0.010	1	
50	-1.6000	-1.93359	0.34199	-0.00056	0.00157	0.004	2.961	-0.027	2	
51	-1.8000	-0.83875	0.34289	-0.00036	0.00145	0.002	2.966	-0.017	2	
52	-2.0000	-0.74522	0.34254	-0.00025	0.00138	0.001	2.979	-0.013	2	
53	-2.2000	-0.65051	0.34199	-0.00018	0.00135	0.000	2.987	-0.010	3	
54	-2.4000	-0.55496	0.34133	-0.00013	0.00132	0.000	2.991	-0.008	3	
55	-2.6000	-0.45878	0.34058	-0.00010	0.00130	0.000	2.994	-0.007	3	
56	-2.8000	-0.36212	0.33972	-0.00008	0.00128	0.000	2.996	-0.006	3	
57	-3.0000	-0.26529	0.33877	-0.00006	0.00126	0.000	2.997	-0.005	3	
58	-3.2000	-0.16778	0.33772	-0.00005	0.00124	0.000	2.997	-0.004	3	
59	-3.4000	-0.07025	0.33657	-0.00004	0.00122	0.000	2.997	-0.003	3	
60	-3.6000	0.02745	0.33532	-0.00003	0.00120	0.000	2.998	-0.003	3	
61	-3.8000	0.12513	0.33397	-0.00002	0.00118	0.000	2.998	-0.002	3	
62	-4.0000	0.22281	0.33252	-0.00001	0.00116	0.000	2.999	-0.002	3	
63	-4.2000	0.32049	0.33097	-0.00001	0.00114	0.000	2.999	-0.001	3	
64	-4.4000	0.41817	0.32932	-0.00001	0.00112	0.000	2.999	-0.001	3	
65	-4.6000	0.51585	0.32757	-0.00001	0.00110	0.000	2.999	-0.001	3	
66	-4.8000	0.61353	0.32572	-0.00001	0.00108	0.000	2.999	-0.001	3	
67	-5.0000	0.71121	0.32377	-0.00001	0.00106	0.000	2.999	-0.001	3	
68	-5.2000	0.80889	0.32172	-0.00001	0.00104	0.000	2.999	-0.001	3	
69	-5.4000	0.90657	0.31957	-0.00001	0.00102	0.000	2.999	-0.001	3	
70	-5.6000	1.00425	0.31732	-0.00001	0.00100	0.000	2.999	-0.001	3	
71	-5.8000	1.10193	0.31497	-0.00001	0.00098	0.000	2.999	-0.001	3	
72	-6.0000	1.19961	0.31252	-0.00001	0.00096	0.000	2.999	-0.001	3	
73	-6.2000	1.29729	0.30997	-0.00001	0.00094	0.000	2.999	-0.001	3	
74	-6.4000	1.39497	0.30732	-0.00001	0.00092	0.000	2.999	-0.001	3	
75	-6.6000	1.49265	0.30457	-0.00001	0.00090	0.000	2.999	-0.001	3	
76	-6.8000	1.59033	0.30172	-0.00001	0.00088	0.000	2.999	-0.001	3	
77	-7.0000	1.68801	0.29877	-0.00001	0.00086	0.000	2.999	-0.001	3	
78	-7.2000	1.78569	0.29572	-0.00001	0.00084	0.000	2.999	-0.001	3	
79	-7.4000	1.88337	0.29257	-0.00001	0.00082	0.000	2.999	-0.001	3	
80	-7.6000	1.98105	0.28932	-0.00001	0.00080	0.000	2.999	-0.001	3	
81	-7.8000	2.07873	0.28597	-0.00001	0.00078	0.000	2.999	-0.001	3	
82	-8.0000	2.17641	0.28252	-0.00001	0.00076	0.000	2.999	-0.001	3	
83	-8.2000	2.27409	0.27897	-0.00001	0.00074	0.000	2.999	-0.001	3	
84	-8.4000	2.37177	0.27532	-0.00001	0.00072	0.000	2.999	-0.001	3	
85	-8.6000	2.46945	0.27157	-0.00001	0.00070	0.000	2.999	-0.001	3	
86	-8.8000	2.56713	0.26772	-0.00001	0.00068	0.000	2.999	-0.001	3	
87	-9.0000	2.66481	0.26377	-0.00001	0.00066	0.000	2.999	-0.001	3	
88	-9.2000	2.76249	0.25972	-0.00001	0.00064	0.000	2.999	-0.001	3	
89	-9.4000	2.86017	0.25557	-0.00001	0.00062	0.000	2.999	-0.001	3	
90	-9.6000	2.95785	0.25132	-0.00001	0.00060	0.000	2.999	-0.001	3	
91	-9.8000	3.05553	0.24697	-0.00001	0.00058	0.000	2.999	-0.001	3	
92	-10.0000	3.15321	0.24252	-0.00001	0.00056	0.000	2.999	-0.001	3	
93	-10.2000	3.25089	0.23797	-0.00001	0.00054	0.000	2.999	-0.001	3	
94	-10.4000	3.34857	0.23332	-0.00001	0.00052	0.000	2.999	-0.001	3	
95	-10.6000	3.44625	0.22857	-0.00001	0.00050	0.000	2.999	-0.001	3	
96	-10.8000	3.54393	0.22372	-0.00001	0.00048	0.000	2.999	-0.001	3	
97	-11.0000	3.64161	0.21877	-0.00001	0.00046	0.000	2.999	-0.001	3	
98	-11.2000	3.73929	0.21372	-0.00001	0.00044	0.000	2.999	-0.001	3	
99	-11.4000	3.83697	0.20857	-0.00001	0.00042	0.000	2.999	-0.001	3	
100	-11.6000	3.93465	0.20332	-0.00001	0.00040	0.000	2.999	-0.001	3	

TABLE A-2-1: Four Estimated Conditional Moments of θ , Together with the Coefficients β_1 and β_2 , and Pearson's criterion κ (Continued)

DEGREE 4 CASE: Item 6									
Sub- ject (Failure)	$\hat{\theta}$	Mean	Conditional Moments			β_1	β_2	κ	Type
			Var.	3rd	4th				
15	-2.5000	-2.50024	0.02971	-0.00815	0.00106	0.658	1.197	-0.185	1
16	-2.5000	-2.52546	0.03598	-0.00200	0.00128	0.086	2.536	-0.056	1
17	-2.5000	-2.51847	0.03921	-0.00111	0.00144	0.020	2.822	-0.037	1
18	-2.5000	-2.52774	0.04109	-0.00068	0.00162	0.007	2.916	-0.026	1
19	-2.5000	-2.51637	0.04279	-0.00044	0.00178	0.001	2.955	-0.020	2
20	-2.5000	-2.07511	0.04307	-0.00030	0.00181	0.001	2.973	-0.015	2
21	-2.0000	-1.98130	0.04362	-0.00022	0.00186	0.001	2.983	-0.012	#
22	-1.9000	-1.88648	0.04407	-0.00016	0.00189	0.000	2.989	-0.009	#
23	-1.8000	-1.79033	0.04452	-0.00012	0.00192	0.000	2.992	-0.008	#
24	-1.7000	-1.69476	0.04488	-0.00009	0.00194	0.000	2.993	-0.006	#
25	-1.6000	-1.59922	0.04522	-0.00007	0.00195	0.000	2.996	-0.005	#
26	-1.5000	-1.50313	0.04548	-0.00005	0.00196	0.000	2.997	-0.004	#
27	-1.4000	-1.40418	0.04568	-0.00004	0.00197	0.000	2.998	-0.003	#
28	-1.3000	-1.30484	0.04584	-0.00003	0.00198	0.000	2.998	-0.002	#
29	-1.2000	-1.20533	0.04599	-0.00003	0.00199	0.000	2.998	-0.002	#
30	-1.1000	-1.11171	0.04615	-0.00002	0.00200	0.000	2.999	-0.001	#
31	-1.0000	-1.01509	0.04630	-0.00001	0.00201	0.000	2.999	-0.001	#
32	-0.9000	-0.91824	0.04642	-0.00001	0.00201	0.000	2.999	-0.000	#
33	-0.8000	-0.82162	0.04652	-0.00000	0.00201	0.000	2.999	-0.000	#
34	-0.7000	-0.72544	0.04659	-0.00000	0.00201	0.000	2.999	-0.000	#
35	-0.6000	-0.62974	0.04662	-0.00000	0.00201	0.000	2.999	-0.000	#
36	-0.5000	-0.53442	0.04662	0.00001	0.00201	0.000	2.999	-0.000	#
37	-0.4000	-0.43912	0.04660	0.00001	0.00201	0.000	2.999	-0.001	#
38	-0.3000	-0.34398	0.04657	0.00001	0.00201	0.000	2.999	-0.001	#
39	-0.2000	-0.24869	0.04654	0.00002	0.00201	0.000	2.999	-0.001	#
40	-0.1000	-0.15369	0.04650	0.00002	0.00201	0.000	2.999	-0.002	#
41	0.0000	0.04658	0.04648	0.00002	0.00200	0.000	2.999	-0.003	#
42	0.1000	0.06082	0.04649	0.00003	0.00200	0.000	2.999	-0.003	#
43	0.2000	0.15608	0.04643	0.00003	0.00200	0.000	2.999	-0.004	#
44	0.3000	0.25319	0.04648	0.00004	0.00200	0.000	2.999	-0.005	#
45	0.4000	0.35131	0.04647	0.00004	0.00201	0.000	2.999	-0.007	#
46	0.5000	0.44987	0.04647	0.00005	0.00201	0.000	2.999	-0.009	#
47	0.6000	0.54940	0.04657	0.00005	0.00201	0.000	2.999	-0.015	#
48	0.7000	0.64950	0.04656	0.00005	0.00201	0.000	3.000	-0.019	1
49	0.8000	0.74975	0.04655	0.00005	0.00200	0.000	3.001	-0.017	#
50	0.9000	0.84958	0.04644	0.00004	0.00200	0.000	3.002	-0.005	#
51	1.0000	0.94920	0.04646	0.00003	0.00200	0.000	3.005	0.001	#
52	1.1000	1.04869	0.04643	-0.00000	0.00200	0.000	3.011	0.000	#
53	1.2000	1.14802	0.04640	-0.00007	0.00200	0.000	3.020	-0.001	#
54	1.3000	1.24716	0.04638	-0.00018	0.00200	0.000	3.034	-0.004	7
55	1.4000	1.34606	0.04634	-0.00037	0.00200	0.001	3.054	-0.011	7
56	1.5000	1.44480	0.04634	-0.00067	0.00200	0.005	3.078	-0.024	7
57	1.6000	1.54331	0.04601	-0.00108	0.00201	0.010	3.092	-0.027	#
58	1.7000	1.64199	0.04598	-0.00153	0.00204	0.018	3.073	-0.185	#
59	1.8000	1.74079	0.04549	-0.00177	0.00201	0.019	3.002	-0.271	1
60	1.9000	1.83975	0.04509	-0.00183	0.00209	0.010	2.900	-0.038	1
61	2.0000	1.93887	0.04507	-0.00136	0.01074	0.001	2.833	-0.001	2
62	2.1000	2.03804	0.04507	-0.00097	0.01109	0.004	2.854	-0.013	2
63	2.2000	2.13648	0.04551	-0.00168	0.00960	0.018	2.745	-0.075	1
64	2.3000	2.23528	0.04571	-0.00177	0.00854	0.020	1.039	-0.890	#
65	2.4000	2.33496	0.04638	-0.00134	0.00752	0.015	1.066	-0.090	#
66	2.5000	2.43487	0.04694	0.00090	0.00680	0.008	1.087	-0.039	#
67	2.6000	2.53481	0.04741	0.00054	0.00642	0.003	1.067	-0.019	7

TABLE A-2-1: Four Estimated Conditional Moments of θ , Together with the Coefficients β_1 and β_2 , and Pearson's criterion κ (Continued)

DEGREE 4 CASE: Item 6 (Continued)

Sub-ject	$\frac{a}{\theta}$	Mean	Conditional Moments Var.	3rd	4th	β_1	β_2	κ	Type
21	-7.0000	-1.34126	0.02753	-0.00506	0.00057	0.971	0.674	1.559	8
22	-1.0000	-1.81816	0.03708	-0.00237	0.00139	0.110	2.448	-0.042	1
23	-1.8000	-1.74155	0.03046	-0.00129	0.00468	0.025	2.401	-0.039	1
24	-1.2000	-1.65051	0.04107	-0.00676	0.00518	0.007	2.905	-0.025	1
25	-1.8000	-1.54592	0.04432	-0.00047	0.00579	0.003	2.947	-0.017	2
26	-1.5000	-1.44008	0.05511	-0.00029	0.00604	0.001	2.967	-0.010	2
27	-1.5000	-1.35057	0.05562	-0.00017	0.00620	0.000	2.970	-0.005	4
28	-1.3000	-1.25135	0.05570	-0.00009	0.00629	0.000	2.986	-0.002	8
29	-1.2000	-1.15238	0.04603	-0.00006	0.00636	0.000	2.990	-0.001	8
30	-1.1000	-1.05274	0.04607	-0.00009	0.00635	0.000	2.994	-0.000	8
31	-1.0000	-0.95139	0.04605	0.00002	0.00635	0.000	2.998	-0.000	8
32	-0.9000	-0.85133	0.04599	0.00003	0.00634	0.000	2.998	-0.002	8
33	-0.8000	-0.75412	0.04591	0.00004	0.00632	0.000	2.999	-0.013	8
34	-0.7000	-0.65808	0.04583	0.00004	0.00630	0.000	3.000	-0.024	8
35	-0.6000	-0.55582	0.04575	0.00004	0.00628	0.000	3.001	-0.007	8
36	-0.5000	-0.45092	0.04568	0.00003	0.00626	0.000	3.001	-0.004	8
37	-0.4000	-0.34816	0.04562	0.00003	0.00624	0.000	3.001	-0.003	8
38	-0.3000	-0.25053	0.04556	0.00002	0.00623	0.000	3.001	-0.002	8
39	-0.2000	-0.16102	0.04552	0.00002	0.00622	0.000	3.001	-0.002	4
40	-0.1000	-0.06259	0.04548	0.00002	0.00621	0.000	3.001	-0.002	8
41	0.0000	0.03578	0.04545	0.00001	0.00620	0.000	3.000	-0.002	8
42	0.1000	0.13505	0.04542	0.00001	0.00619	0.000	3.000	-0.002	4
43	0.2000	0.23223	0.04540	0.00001	0.00618	0.000	3.000	-0.002	8
44	0.3000	0.33046	0.04537	0.00001	0.00618	0.000	3.000	-0.001	8
45	0.4000	0.42859	0.04535	0.00001	0.00617	0.000	3.000	-0.005	8
46	0.5000	0.52668	0.04533	0.00001	0.00616	0.000	3.000	-0.002	8
47	0.6000	0.62472	0.04531	0.00001	0.00616	0.000	3.000	-0.002	8
48	0.7000	0.72270	0.04528	0.00001	0.00615	0.000	3.000	-0.002	8
49	0.8000	0.82062	0.04525	0.00002	0.00614	0.000	2.999	-0.002	1
50	0.9000	0.91846	0.04521	0.00002	0.00613	0.000	2.999	-0.002	8
51	1.0000	1.01621	0.04516	0.00002	0.00612	0.000	2.999	-0.002	4
52	1.1000	1.11385	0.04510	0.00003	0.00610	0.000	2.999	-0.002	8
53	1.2000	1.21135	0.04504	0.00004	0.00608	0.000	2.998	-0.003	8
54	1.3000	1.30869	0.04495	0.00004	0.00606	0.000	2.998	-0.004	8
55	1.4000	1.40581	0.04488	0.00006	0.00603	0.000	2.997	-0.004	8
56	1.5000	1.50268	0.04480	0.00007	0.00599	0.000	2.996	-0.005	8
57	1.6000	1.59921	0.04473	0.00009	0.00594	0.000	2.995	-0.006	8
58	1.7000	1.69541	0.04465	0.00012	0.00587	0.000	2.992	-0.008	8
59	1.8000	1.79081	0.04442	0.00018	0.00579	0.000	2.989	-0.009	8
60	1.9000	1.88568	0.04402	0.00021	0.00568	0.001	2.984	-0.012	8
61	2.0000	1.97950	0.04308	0.00029	0.00552	0.001	2.974	-0.015	2
62	2.1000	2.07192	0.04211	0.00043	0.00529	0.002	2.956	-0.019	2
63	2.2000	2.16230	0.04117	0.00065	0.00495	0.006	2.920	-0.026	1
64	2.3000	2.25056	0.03936	0.00106	0.00439	0.019	2.832	-0.036	1
65	2.4000	2.33729	0.03627	0.00159	0.00338	0.076	2.573	-0.054	1
66	2.5000	2.42452	0.03034	0.00390	0.00130	0.584	1.410	-0.137	1

TABLE A-2-1: Four Estimated Conditional Moments of θ , Together with the Coefficients β_1 and β_2 , and Pearson's criterion κ (Continued)

DEGREE 4 CASE: Item 7									
Sub- ject (Failure)	$\hat{\theta}$	Mean	Var.	3rd	4th	β_1	β_2	κ	Type
15	-2.4000	-2.44877	0.03284	-0.00299	0.00271	0.252	2.248	-2.081	1
16	-2.5000	-2.42210	0.03751	-0.00154	0.00350	0.045	2.698	-0.046	1
17	-2.4000	-2.33795	0.04005	-0.00089	0.00461	0.012	2.872	-0.032	1
18	-2.3000	-2.24952	0.04158	-0.00156	0.00578	0.004	2.935	-0.023	2
19	-2.2000	-2.15841	0.04258	-0.00037	0.00537	0.002	2.964	-0.017	2
20	-2.1000	-2.06551	0.04326	-0.00026	0.00557	0.001	2.978	-0.014	8
21	-2.0000	-1.97133	0.04374	-0.00019	0.00571	0.000	2.986	-0.011	8
22	-1.9000	-1.87636	0.04409	-0.00014	0.00581	0.000	2.990	-0.009	8
23	-1.8000	-1.78068	0.04435	-0.00011	0.00589	0.000	2.993	-0.007	8
24	-1.7000	-1.68450	0.04455	-0.00008	0.00594	0.000	2.995	-0.005	8
25	-1.6000	-1.58795	0.04471	-0.00006	0.00599	0.000	2.996	-0.004	8
26	-1.5000	-1.49111	0.04482	-0.00005	0.00602	0.000	2.997	-0.003	8
27	-1.4000	-1.39404	0.04491	-0.00004	0.00605	0.000	2.998	-0.002	8
28	-1.3000	-1.29683	0.04498	-0.00003	0.00607	0.000	2.998	-0.002	8
29	-1.2000	-1.19943	0.04503	-0.00002	0.00608	0.000	2.998	-0.001	8
30	-1.1000	-1.10197	0.04507	-0.00001	0.00609	0.000	2.999	-0.000	8
31	-1.0000	-1.00445	0.04509	-0.00001	0.00610	0.000	2.999	-0.000	8
32	-0.9000	-0.90690	0.04510	-0.00000	0.00610	0.000	2.999	-0.000	8
33	-0.8000	-0.80934	0.04510	0.00000	0.00610	0.000	2.999	-0.000	8
34	-0.7000	-0.71180	0.04508	0.00001	0.00610	0.000	2.999	-0.000	8
35	-0.6000	-0.61429	0.04506	0.00001	0.00609	0.000	2.999	-0.001	8
36	-0.5000	-0.51684	0.04503	0.00002	0.00608	0.000	2.999	-0.001	8
37	-0.4000	-0.41942	0.04498	0.00002	0.00607	0.000	2.999	-0.002	8
38	-0.3000	-0.32221	0.04493	0.00003	0.00605	0.000	2.999	-0.002	8
39	-0.2000	-0.22509	0.04486	0.00003	0.00603	0.000	2.999	-0.003	8
40	-0.1000	-0.12812	0.04478	0.00004	0.00601	0.000	2.998	-0.004	8
41	0.0000	-0.03134	0.04468	0.00005	0.00599	0.000	2.998	-0.005	8
42	0.1000	0.06521	0.04457	0.00006	0.00596	0.000	2.998	-0.007	8
43	0.2000	0.16149	0.04444	0.00006	0.00592	0.000	2.998	-0.009	8
44	0.3000	0.25748	0.04430	0.00007	0.00588	0.000	2.998	-0.011	8
45	0.4000	0.35313	0.04413	0.00008	0.00584	0.000	2.998	-0.016	8
46	0.5000	0.44844	0.04395	0.00009	0.00579	0.000	2.999	-0.024	1
47	0.6000	0.54328	0.04376	0.00009	0.00575	0.000	3.001	-0.031	4
48	0.7000	0.63776	0.04359	0.00007	0.00571	0.000	3.005	-0.005	8
49	0.8000	0.73190	0.04346	0.00004	0.00569	0.000	3.014	0.000	8
50	0.9000	0.82590	0.04347	-0.00005	0.00573	0.000	3.030	0.000	7
51	1.0000	0.92017	0.04375	-0.00023	0.00586	0.001	3.060	0.004	7
52	1.1000	1.01560	0.04459	-0.00048	0.00618	0.004	3.106	0.014	7
53	1.2000	1.11381	0.04643	-0.00118	0.00682	0.014	3.162	0.037	4
54	1.3000	1.21766	0.04589	-0.00206	0.00792	0.034	3.182	0.099	4
55	1.4000	1.33177	0.04537	-0.00294	0.00948	0.051	3.094	1.134	6
56	1.5000	1.45810	0.04497	-0.00290	0.01110	0.035	2.892	-0.083	1
57	1.6000	1.59785	0.04656	-0.00105	0.01207	0.004	2.725	-0.705	2
58	1.7000	1.74214	0.06585	0.00165	0.01193	0.010	2.757	-0.014	2
(Success)									
34	-0.1000	-0.07813	0.04365	-0.00290	0.00727	0.101	3.814	0.059	4
35	-0.6000	-0.77773	0.05459	-0.00765	0.01165	0.360	3.910	0.398	4
36	-0.5000	-0.63344	0.04769	-0.01195	0.01772	0.316	3.077	-0.275	1
37	-0.4000	-0.46257	0.04651	-0.01338	0.02054	0.113	2.194	-0.006	2
38	-0.3000	-0.23959	0.04884	0.01064	0.01941	0.173	2.574	-0.100	1
39	-0.2000	-0.07169	0.06225	0.01000	0.01413	0.414	3.645	7.151	6
40	-0.1000	0.03805	0.04677	0.00450	0.00885	0.198	3.956	0.119	4
41	0.0000	0.13166	0.04393	0.00136	0.00592	0.027	3.541	0.020	7
42	0.1000	0.21818	0.03952	0.00013	0.00500	0.000	3.200	0.001	7
43	0.2000	0.30378	0.03975	-0.00026	0.00482	0.001	3.054	0.008	7
44	0.3000	0.39046	0.04042	-0.00034	0.00491	0.002	3.004	0.635	4
45	0.4000	0.47865	0.04114	-0.00032	0.00506	0.001	2.989	-0.243	1
46	0.5000	0.56840	0.04179	-0.00027	0.00512	0.001	2.987	-0.026	1
47	0.6000	0.65940	0.04232	-0.00022	0.00515	0.001	2.988	-0.019	8
48	0.7000	0.75145	0.04276	-0.00018	0.00517	0.000	2.990	-0.014	8
49	0.8000	0.84436	0.04311	-0.00014	0.00516	0.000	2.991	-0.011	8
50	0.9000	0.93793	0.04339	-0.00011	0.00513	0.000	2.992	-0.008	8
51	1.0000	1.03203	0.04360	-0.00008	0.00509	0.000	2.994	-0.005	8
52	1.1000	1.12652	0.04376	-0.00006	0.00507	0.000	2.995	-0.003	8
53	1.2000	1.22131	0.04386	-0.00004	0.00505	0.000	2.995	-0.001	8
54	1.3000	1.31628	0.04393	-0.00002	0.00503	0.000	2.995	-0.001	8
55	1.4000	1.41134	0.04395	0.00000	0.00502	0.000	2.995	-0.000	8
56	1.5000	1.50647	0.04392	0.00000	0.00501	0.000	2.994	-0.000	8
57	1.6000	1.60124	0.04385	0.00000	0.00500	0.000	2.993	-0.002	8
58	1.7000	1.69606	0.04371	0.00000	0.00500	0.000	2.992	-0.003	8
59	1.8000	1.79041	0.04350	0.00000	0.00500	0.000	2.989	-0.006	8
60	1.9000	1.88419	0.04318	0.00000	0.00500	0.000	2.984	-0.008	8
61	2.0000	1.97715	0.04271	0.00000	0.00500	0.000	2.975	-0.012	8
62	2.1000	2.06990	0.04206	0.00000	0.00500	0.000	2.960	-0.017	2
63	2.2000	2.15886	0.04114	0.00000	0.00500	0.000	2.928	-0.023	1
64	2.3000	2.24606	0.03944	0.00000	0.00444	0.014	2.855	-0.033	1
65	2.4000	2.32872	0.03673	0.00165	0.00358	0.055	2.651	-0.049	1
66	2.5000	2.40335	0.03166	0.00328	0.00184	0.340	1.834	-0.094	1

TABLE A-2-1: Four Estimated Conditional Moments of θ , Together with the Coefficients β_1 and β_2 , and Pearson's criterion κ (Continued)

DEGREE 4 CASE: Item 8									
Sub- ject	$\hat{\theta}$	Mean	Conditional Moments			β_1	β_2	κ	Type
			Var.	3rd	4th				
(Failure)									
15	-2.6000	-2.4925	0.03052	-0.00188	0.00135	0.528	1.554	-0.133	1
16	-2.5000	-2.4597	0.03167	-0.00189	0.00152	0.075	2.579	-0.054	1
17	-2.4000	-2.38063	0.03150	-0.00106	0.00087	0.018	2.816	-0.016	1
18	-2.3000	-2.25708	0.04131	-0.00065	0.00098	0.006	2.921	-0.026	1
19	-2.2000	-2.16237	0.04245	-0.00043	0.00053	0.002	2.957	-0.019	2
20	-2.1000	-2.06764	0.04323	-0.00030	0.00056	0.001	2.974	-0.015	2
21	-2.0000	-1.97550	0.04377	-0.00021	0.00052	0.001	2.984	-0.012	2
22	-1.9000	-1.88036	0.04417	-0.00016	0.00058	0.000	2.989	-0.010	2
23	-1.8000	-1.78566	0.04447	-0.00017	0.00052	0.000	2.993	-0.008	2
24	-1.7000	-1.69001	0.04470	-0.00009	0.00059	0.000	2.995	-0.007	2
25	-1.6000	-1.59311	0.04488	-0.00007	0.00060	0.000	2.997	-0.005	2
26	-1.5000	-1.49337	0.04502	-0.00006	0.00061	0.000	2.998	-0.004	2
27	-1.4000	-1.39148	0.04513	-0.00006	0.00061	0.000	2.998	-0.003	2
28	-1.2000	-1.29061	0.04523	-0.00004	0.00061	0.000	2.998	-0.003	2
29	-1.1000	-1.18761	0.04530	-0.00003	0.00061	0.000	2.999	-0.003	2
30	-1.0000	-1.08261	0.04536	-0.00003	0.00061	0.000	2.999	-0.002	2
31	-1.0000	-1.00442	0.04542	-0.00002	0.00061	0.000	2.999	-0.002	2
32	-0.9000	-0.90812	0.04546	-0.00002	0.00060	0.000	2.999	-0.002	2
33	-0.8000	-0.80374	0.04549	-0.00001	0.00061	0.000	2.999	-0.001	2
34	-0.7000	-0.70079	0.04552	-0.00001	0.00062	0.000	3.000	-0.001	2
35	-0.6000	-0.60074	0.04554	-0.00001	0.00062	0.000	3.000	-0.001	2
36	-0.5000	-0.50122	0.04557	-0.00001	0.00062	0.000	3.000	-0.001	2
37	-0.4000	-0.40162	0.04559	-0.00001	0.00062	0.000	3.000	-0.001	2
38	-0.3000	-0.30189	0.04560	-0.00001	0.00062	0.000	3.000	-0.001	2
39	-0.2000	-0.20183	0.04561	-0.00001	0.00062	0.000	3.000	-0.001	2
40	-0.1000	-0.10175	0.04562	-0.00000	0.00062	0.000	3.000	-0.001	2
41	0.0000	-0.01854	0.04563	-0.00000	0.00062	0.000	3.000	0.001	2
42	0.1000	0.07879	0.04564	-0.00000	0.00062	0.000	3.000	0.001	2
43	0.2000	0.17643	0.04565	-0.00000	0.00062	0.000	3.000	0.001	2
44	0.3000	0.27330	0.04566	-0.00001	0.00062	0.000	3.000	0.001	2
45	0.4000	0.37010	0.04567	-0.00001	0.00062	0.000	3.000	0.001	2
46	0.5000	0.46752	0.04569	-0.00001	0.00062	0.000	3.000	0.001	2
47	0.6000	0.57378	0.04571	-0.00001	0.00062	0.000	3.001	0.001	2
48	0.7000	0.67770	0.04574	-0.00001	0.00062	0.000	3.001	0.001	2
49	0.8000	0.77168	0.04577	-0.00002	0.00062	0.000	3.001	0.001	2
50	0.9000	0.87074	0.04582	-0.00002	0.00060	0.000	3.002	0.002	2
51	1.0000	0.96992	0.04587	-0.00003	0.00062	0.000	3.002	0.002	2
52	1.1000	1.06974	0.04588	-0.00003	0.00062	0.000	3.002	0.002	2
53	1.2000	1.16987	0.04588	-0.00003	0.00062	0.000	3.002	0.002	2
54	1.3000	1.27047	0.04587	-0.00006	0.00060	0.000	3.003	0.002	2
55	1.4000	1.36950	0.04581	-0.00008	0.00064	0.000	3.003	0.002	2
56	1.5000	1.46888	0.04589	-0.00009	0.00064	0.000	3.003	0.002	2
57	1.6000	1.56968	0.04571	-0.00011	0.00065	0.000	3.003	0.013	2
58	1.7000	1.67099	0.04596	-0.00012	0.00062	0.000	3.003	0.018	2
59	1.8000	1.77208	0.04724	-0.00014	0.00060	0.000	3.002	0.012	2
60	1.9000	1.87541	0.04755	-0.00015	0.00079	0.000	3.001	0.009	2
61	2.0000	1.97861	0.04787	-0.00015	0.00079	0.000	2.999	-0.006	1
62	2.1000	2.08249	0.04817	-0.00014	0.00086	0.000	2.997	-0.019	2
63	2.2000	2.18701	0.04855	-0.00012	0.00103	0.000	2.995	-0.008	2
(Success)									
37	-0.5000	-0.52011	0.05124	-0.00130	0.00799	0.012	3.081	0.212	2
38	-0.6000	-0.64811	0.05419	-0.00138	0.00876	0.012	2.982	-0.125	1
39	-0.7000	-0.78354	0.05686	-0.00101	0.00941	0.006	2.910	-0.021	2
40	-0.8000	-0.91505	0.05821	-0.00018	0.00972	0.000	2.869	-0.000	2
41	-0.9000	-1.04347	0.05956	0.00075	0.00957	0.003	2.869	-0.009	2
42	-1.0000	-1.16866	0.05974	0.00131	0.00957	0.010	2.854	-0.061	1
43	-0.7000	-0.78506	0.05225	0.00130	0.00825	0.011	3.022	2.382	2
44	-0.8000	-0.91071	0.05370	0.00080	0.00750	0.011	3.060	0.070	2
45	-0.9000	-1.03662	0.05499	0.00057	0.00689	0.006	3.066	0.040	2
46	-1.0000	-1.16270	0.05598	0.00031	0.00646	0.003	3.055	0.020	2
47	-0.6000	-0.60007	0.04581	0.00017	0.00618	0.001	3.019	0.010	2
48	-0.7000	-0.70007	0.04581	0.00017	0.00602	0.000	3.025	0.002	2
49	-0.8000	-0.80003	0.04577	0.00008	0.00593	0.000	3.015	0.002	2
50	-0.9000	-0.90003	0.04577	0.00008	0.00588	0.000	3.008	0.001	2
51	-1.0000	-1.00000	0.04577	0.00008	0.00588	0.000	3.004	0.000	2
52	-1.1000	-1.10000	0.04577	0.00008	0.00588	0.000	3.002	0.000	2
53	-1.2000	-1.20000	0.04577	0.00008	0.00585	0.000	3.000	-0.000	2
54	-1.3000	-1.30000	0.04577	0.00008	0.00585	0.000	2.999	-0.000	2
55	-1.4000	-1.40000	0.04577	0.00008	0.00585	0.000	2.997	-0.000	2
56	-1.5000	-1.50000	0.04577	0.00008	0.00585	0.000	2.997	-0.000	2
57	-1.6000	-1.60000	0.04577	0.00008	0.00585	0.000	2.996	-0.000	2
58	-1.7000	-1.70000	0.04577	0.00008	0.00585	0.000	2.995	-0.000	2
59	-1.8000	-1.80000	0.04577	0.00008	0.00585	0.000	2.993	-0.000	2
60	-1.9000	-1.90000	0.04577	0.00008	0.00585	0.000	2.990	-0.000	2
61	-2.0000	-2.00000	0.04577	0.00008	0.00585	0.000	2.987	-0.012	2
62	-2.1000	-2.10000	0.04577	0.00008	0.00579	0.002	2.963	-0.016	2
63	-2.2000	-2.20000	0.04577	0.00008	0.00500	0.004	2.935	-0.022	2
64	-2.3000	-2.29952	0.04577	0.00008	0.00554	0.012	2.869	-0.031	1
65	-2.4000	-2.39909	0.04577	0.00008	0.00474	0.025	2.891	-0.048	1
66	-2.5000	-2.49921	0.04577	0.00008	0.00299	0.028	2.029	-0.008	1

TABLE A-2-1: Four Estimated Conditional Moments of θ , Together with the Coefficients β_1 and β_2 , and Pearson's criterion κ (Continued)

DEGREE 4 CASE: Item 9										
Sub- ject	$\hat{\theta}$	Mean	Conditional Moments				β_1	β_2	κ	Type
(Failure)			Var.	3rd	4th					
15	-2.5000	-2.50160	0.03156	-0.00354	0.00170	0.399	1.712	-0.104	1	
16	-2.5000	-2.42655	0.03899	-0.00176	0.00360	0.061	2.830	-0.051	1	
17	-2.5000	-2.14439	0.03488	-0.00100	0.00451	0.016	2.850	-0.034	1	
18	-2.1000	-2.25400	0.04160	-0.00062	0.00507	0.005	2.927	-0.025	1	
19	-2.2000	-2.16352	0.04271	-0.00042	0.00540	0.002	2.960	-0.019	2	
20	-2.1000	-2.07027	0.04366	-0.00029	0.00562	0.001	2.976	-0.015	2	
21	-2.0000	-1.97564	0.04400	-0.00021	0.00578	0.001	2.985	-0.012	2	
22	-1.9000	-1.88001	0.04439	-0.00016	0.00589	0.001	2.990	-0.010	2	
23	-1.8000	-1.78363	0.04469	-0.00012	0.00598	0.000	2.993	-0.009	2	
24	-1.7000	-1.68660	0.04493	-0.00010	0.00605	0.000	2.995	-0.008	2	
25	-1.6000	-1.58927	0.04512	-0.00008	0.00610	0.000	2.996	-0.007	2	
26	-1.5000	-1.49164	0.04529	-0.00006	0.00614	0.000	2.997	-0.006	2	
27	-1.4000	-1.39362	0.04539	-0.00005	0.00618	0.000	2.998	-0.005	2	
28	-1.3000	-1.29510	0.04550	-0.00004	0.00621	0.000	2.998	-0.004	2	
29	-1.2000	-1.19658	0.04558	-0.00004	0.00623	0.000	2.999	-0.004	2	
30	-1.1000	-1.09799	0.04566	-0.00003	0.00625	0.000	2.999	-0.003	2	
31	-1.0000	-0.99905	0.04572	-0.00003	0.00627	0.000	2.999	-0.003	2	
32	-0.9000	-0.90010	0.04577	-0.00002	0.00628	0.000	2.999	-0.003	2	
33	-0.8000	-0.80104	0.04581	-0.00002	0.00629	0.000	2.999	-0.002	2	
34	-0.7000	-0.70189	0.04585	-0.00001	0.00630	0.000	2.999	-0.002	2	
35	-0.6000	-0.60268	0.04587	-0.00001	0.00631	0.000	2.999	-0.001	2	
36	-0.5000	-0.50342	0.04589	-0.00001	0.00632	0.000	2.999	-0.001	2	
37	-0.4000	-0.40412	0.04591	-0.00001	0.00632	0.000	2.999	-0.000	2	
38	-0.3000	-0.30479	0.04592	-0.00000	0.00632	0.000	2.999	-0.000	2	
39	-0.2000	-0.20556	0.04592	0.00000	0.00632	0.000	2.999	-0.000	2	
40	-0.1000	-0.10614	0.04591	0.00000	0.00632	0.000	2.999	-0.000	2	
41	0.0000	0.00683	0.04589	0.00001	0.00632	0.000	2.999	-0.000	2	
42	0.1000	0.10763	0.04587	0.00001	0.00631	0.000	2.999	-0.000	2	
43	0.2000	0.20863	0.04586	0.00002	0.00630	0.000	2.999	-0.001	2	
44	0.3000	0.30975	0.04580	0.00002	0.00629	0.000	2.999	-0.001	2	
45	0.4000	0.41077	0.04578	0.00003	0.00627	0.000	2.999	-0.001	2	
46	0.5000	0.51165	0.04567	0.00004	0.00625	0.000	2.999	-0.001	2	
47	0.6000	0.61237	0.04559	0.00004	0.00623	0.000	2.999	-0.001	2	
48	0.7000	0.71298	0.04548	0.00005	0.00620	0.000	2.999	-0.001	2	
49	0.8000	0.81344	0.04535	0.00007	0.00616	0.000	2.997	-0.001	2	
50	0.9000	0.91378	0.04519	0.00008	0.00612	0.000	2.997	-0.001	2	
51	1.0000	1.01403	0.04498	0.00011	0.00606	0.000	2.996	-0.001	2	
52	1.1000	1.11419	0.04472	0.00014	0.00598	0.000	2.992	-0.001	2	
53	1.2000	1.21426	0.04441	0.00018	0.00588	0.000	2.988	-0.011	2	
54	1.3000	1.31424	0.04391	0.00025	0.00575	0.001	2.981	-0.014	2	
55	1.4000	1.41412	0.04328	0.00035	0.00556	0.001	2.970	-0.017	2	
56	1.5000	1.51390	0.04258	0.00051	0.00529	0.003	2.947	-0.022	2	
57	1.6000	1.61359	0.04182	0.00078	0.00488	0.009	2.899	-0.029	1	
58	1.7000	1.71320	0.04101	0.00131	0.00418	0.029	2.775	-0.041	1	
59	1.8000	1.81272	0.04014	0.00243	0.00288	0.139	2.363	-0.065	1	
(Success)										
47	0.6000	0.29603	0.01719	0.00404	0.00121	3.206	5.108	-0.603	1	
48	0.7000	0.32655	0.02402	-0.00519	0.01316	9.787	66.939	-2.310	4	
49	0.8000	0.40964	0.03848	-0.00150	0.09699	10.265	11.111	-2.569	1	
50	0.9000	0.68058	0.10542	0.02706	0.07776	0.016	0.834	-0.004	2	
51	1.0000	1.10567	0.37586	0.02770	0.08441	13.680	18.754	-1.470	1	
52	1.1000	1.37350	0.31277	0.00294	0.10040	4.267	63.821	0.180	4	
53	1.2000	1.40369	0.32521	-0.00397	0.00099	3.005	3.262	-0.860	1	
54	1.3000	1.45015	0.32562	-0.00305	0.00133	0.581	2.087	-0.159	1	
55	1.4000	1.50760	0.31056	-0.00196	0.00239	0.134	2.558	-0.081	1	
56	1.5000	1.58095	0.31194	-0.00123	0.00319	0.049	2.772	-0.052	1	
57	1.6000	1.65687	0.31608	-0.00077	0.00374	0.013	2.869	-0.032	1	
58	1.7000	1.73477	0.32400	-0.00057	0.00408	0.004	2.916	-0.018	1	
59	1.8000	1.81431	0.33617	-0.00028	0.00428	0.001	2.940	-0.007	2	
60	1.9000	1.90133	0.35855	-0.00008	0.00438	0.000	2.952	-0.001	2	
61	2.0000	1.98575	0.38278	0.00006	0.00430	0.000	2.959	-0.001	2	
62	2.1000	2.06790	0.40774	0.00028	0.00426	0.001	2.966	-0.006	2	
63	2.2000	2.15021	0.43321	0.00021	0.00422	0.001	2.968	-0.028	1	
64	2.3000	2.23132	0.45862	-0.00015	0.00415	0.001	3.009	-0.001	7	
65	2.4000	2.31147	0.48404	-0.00018	0.00405	0.004	3.755	-0.025	7	
66	2.5000	2.39273	0.50946	-0.00025	0.00395	0.011	4.318	-0.166	4	
67	2.6000	2.47404	0.53488	-0.00028	0.00385	0.031	3.720	-1.589	1	
68	2.7000	2.55602	0.56029	-0.00028	0.00375	0.058	2.359	-0.070	1	
69	2.8000	2.63876	0.58569	-0.00020	0.00365	0.086	2.173	-0.028	1	
70	2.9000	2.72296	0.61109	0.00020	0.00355	0.119	2.173	-0.028	1	

TABLE A-2-1: Four Estimated Conditional Moments of θ , Together with the Coefficients β_1 and β_2 , and Pearson's criterion κ (Continued)

DEGREE 4 CASE: Item 10

Sub-ject	$\hat{\theta}$	Mean	Var.	3rd	4th	β_1	β_2	κ	Type
(Failure)									
15	-2.0000	-2.49886	0.03005	-0.00009	0.00115	0.615	1.279	-0.163	1
16	-2.5000	-2.42436	0.03624	-0.00197	0.00335	0.042	2.551	-0.055	1
17	-2.6000	-2.36216	0.03964	-0.00110	0.00440	0.020	2.826	-0.037	1
18	-2.7000	-2.28464	0.04132	-0.00069	0.00498	0.006	2.918	-0.020	1
19	-2.7500	-2.18389	0.04251	-0.00045	0.00534	0.003	2.958	-0.020	2
20	-2.8000	-2.07101	0.04368	-0.00031	0.00558	0.001	2.978	-0.016	2
21	-2.9000	-1.92667	0.04470	-0.00017	0.00574	0.000	2.984	-0.013	8
22	-1.9000	-1.88127	0.04462	-0.00113	0.00587	0.000	2.989	-0.011	8
23	-1.8000	-1.88408	0.04487	-0.00010	0.00603	0.000	2.993	-0.009	8
24	-1.7000	-1.88478	0.04506	-0.00004	0.00608	0.000	2.995	-0.008	8
25	-1.6000	-1.89373	0.04523	-0.00007	0.00613	0.000	2.997	-0.007	8
26	-1.5000	-1.90334	0.04536	-0.00006	0.00617	0.000	2.998	-0.006	8
27	-1.4000	-1.91360	0.04548	-0.00005	0.00620	0.000	2.999	-0.005	8
28	-1.3000	-1.92450	0.04557	-0.00004	0.00623	0.000	2.999	-0.005	8
29	-1.2000	-1.93600	0.04564	-0.00003	0.00625	0.000	2.999	-0.004	8
30	-1.1000	-1.94810	0.04571	-0.00003	0.00627	0.000	2.999	-0.004	8
31	-1.0000	-1.96080	0.04578	-0.00002	0.00629	0.000	2.999	-0.004	8
32	-0.9000	-1.97410	0.04584	-0.00003	0.00631	0.000	2.999	-0.004	8
33	-0.8000	-1.98800	0.04589	-0.00002	0.00634	0.000	2.999	-0.004	8
34	-0.7000	-1.99350	0.04593	-0.00002	0.00636	0.000	2.999	-0.004	8
35	-0.6000	-2.00000	0.04595	-0.00002	0.00637	0.000	2.999	-0.004	8
36	-0.5000	-2.00750	0.04595	-0.00002	0.00638	0.000	2.999	-0.004	8
37	-0.4000	-2.01600	0.04599	-0.00002	0.00639	0.000	2.999	-0.004	8
38	-0.3000	-2.02550	0.04600	-0.00002	0.00640	0.000	2.999	-0.004	8
39	-0.2000	-2.03600	0.04600	-0.00001	0.00640	0.000	2.999	-0.004	8
40	-0.1000	-2.04750	0.04600	-0.00001	0.00641	0.000	2.999	-0.004	8
41	0.0000	-2.06000	0.04611	-0.00001	0.00641	0.000	2.999	-0.004	8
42	0.1000	-2.07350	0.04612	-0.00000	0.00641	0.000	2.999	-0.004	8
43	0.2000	-2.08800	0.04612	0.00000	0.00641	0.000	2.999	-0.004	8
44	0.3000	-2.10350	0.04612	0.00000	0.00641	0.000	2.999	-0.004	8
45	0.4000	-2.12000	0.04611	0.00001	0.00641	0.000	2.999	-0.004	8
46	0.5000	-2.13750	0.04609	0.00001	0.00640	0.000	2.999	-0.004	8
47	0.6000	-2.15600	0.04606	0.00002	0.00639	0.000	2.999	-0.004	8
48	0.7000	-2.17550	0.04602	0.00003	0.00638	0.000	2.999	-0.004	8
49	0.8000	-2.19600	0.04597	0.00003	0.00635	0.000	2.999	-0.004	8
50	0.9000	-2.21750	0.04591	0.00003	0.00634	0.000	2.999	-0.004	8
51	1.0000	-2.24000	0.04583	0.00004	0.00632	0.000	2.999	-0.004	8
52	1.1000	-2.26350	0.04574	0.00005	0.00630	0.000	2.999	-0.004	8
53	1.2000	-2.28800	0.04563	0.00006	0.00627	0.000	2.999	-0.004	8
54	1.3000	-2.31350	0.04550	0.00007	0.00624	0.000	2.999	-0.004	8
55	1.4000	-2.34000	0.04533	0.00008	0.00620	0.000	2.999	-0.004	8
56	1.5000	-2.36750	0.04511	0.00010	0.00616	0.000	2.998	-0.004	8
57	1.6000	-2.39600	0.04487	0.00013	0.00610	0.000	2.995	-0.008	8
58	1.7000	-2.42550	0.04455	0.00017	0.00603	0.000	2.992	-0.010	8
59	1.8000	-2.45600	0.04412	0.00023	0.00593	0.000	2.989	-0.011	8
60	1.9000	-2.48750	0.04354	0.00031	0.00584	0.001	2.984	-0.013	8
61	2.0000	-2.52000	0.04272	0.00045	0.00570	0.001	2.974	-0.016	2
62	2.1000	-2.55350	0.04157	0.00064	0.00550	0.003	2.958	-0.020	2
63	2.2000	-2.58800	0.03993	0.00111	0.00524	0.007	2.918	-0.027	1
64	2.3000	-2.62350	0.03681	0.00194	0.00484	0.013	2.824	-0.038	1
65	2.4000	-2.66000	0.03119	0.00410	0.00339	0.042	2.554	-0.056	1
					0.012	1.289	-0.161	1	
(Success)									
66	0.1000	0.19080	0.04920	-0.00147	0.00754	0.018	3.114	0.070	8
67	0.2000	0.42072	0.05299	-0.00200	0.00860	0.027	3.053	0.049	8
68	0.3000	0.54903	0.05752	-0.00205	0.00975	0.022	2.948	-0.094	1
69	0.4000	0.66717	0.06199	-0.00114	0.01087	0.008	2.826	-0.132	2
70	0.5000	0.77569	0.06592	0.00007	0.01197	0.001	2.709	-0.027	2
71	0.6000	0.87500	0.06933	0.00019	0.01313	0.018	2.688	-0.064	8
72	0.7000	0.96500	0.07224	0.00178	0.01434	0.024	2.619	-0.089	1
73	0.8000	1.04600	0.07475	0.00319	0.01560	0.024	2.501	-0.140	8
74	0.9000	1.11800	0.07687	0.00419	0.01690	0.014	2.315	-0.083	8
75	1.0000	1.18200	0.07850	0.00470	0.01822	0.005	2.093	-0.030	8
76	1.1000	1.23800	0.07973	0.00493	0.01954	0.002	1.858	-0.028	2
77	1.2000	1.28600	0.08057	0.00499	0.02086	0.001	1.614	-0.012	2
78	1.3000	1.32600	0.08101	0.00498	0.02218	0.001	1.360	-0.003	8
79	1.4000	1.35800	0.08115	0.00492	0.02350	0.000	1.106	0.003	8
80	1.5000	1.38200	0.08108	0.00485	0.02482	0.000	0.852	0.003	8
81	1.6000	1.39800	0.08101	0.00478	0.02614	0.000	0.598	0.003	8
82	1.7000	1.40600	0.08101	0.00470	0.02746	0.000	0.344	0.003	8
83	1.8000	1.40600	0.08101	0.00462	0.02878	0.000	0.090	0.003	8
84	1.9000	1.39800	0.08101	0.00455	0.03010	0.000	0.000	0.003	8
85	2.0000	1.38200	0.08101	0.00448	0.03142	0.000	0.000	0.003	8
86	2.1000	1.35800	0.08101	0.00441	0.03274	0.000	0.000	0.003	8
87	2.2000	1.32600	0.08101	0.00434	0.03406	0.000	0.000	0.003	8
88	2.3000	1.28600	0.08101	0.00427	0.03538	0.000	0.000	0.003	8
89	2.4000	1.23800	0.08101	0.00420	0.03670	0.000	0.000	0.003	8
90	2.5000	1.18200	0.08101	0.00413	0.03802	0.000	0.000	0.003	8
91	2.6000	1.11800	0.08101	0.00406	0.03934	0.000	0.000	0.003	8
92	2.7000	1.04600	0.08101	0.00400	0.04066	0.000	0.000	0.003	8
93	2.8000	0.96500	0.08101	0.00393	0.04198	0.000	0.000	0.003	8
94	2.9000	0.87500	0.08101	0.00387	0.04330	0.000	0.000	0.003	8
95	3.0000	0.77569	0.08101	0.00381	0.04462	0.000	0.000	0.003	8
96	3.1000	0.66717	0.08101	0.00374	0.04594	0.000	0.000	0.003	8
97	3.2000	0.54903	0.08101	0.00368	0.04726	0.000	0.000	0.003	8
98	3.3000	0.42072	0.08101	0.00361	0.04858	0.000	0.000	0.003	8
99	3.4000	0.29241	0.08101	0.00355	0.04990	0.000	0.000	0.003	8
100	3.5000	0.16410	0.08101	0.00348	0.05122	0.000	0.000	0.003	8

TABLE A-2-1: Four Estimated Conditional Moments of θ , Together with the Coefficients B_1 and B_2 , and Pearson's criterion κ (Continued)

DEGREE 5 CASE: Item 1										
Sub- ject	$\hat{\theta}$	Mean	Conditional Moments				B_1	B_2	κ	Type
			Var.	3rd	4th					
(Failure)										
17	-2.9030	-2.95043	0.03509	-0.02425	0.00236	9.867	1.530	0.066	4	
18	-2.8730	-2.81494	0.03379	-0.02217	0.01136	0.141	1.618	-0.088	1	
19	-2.7030	-2.61927	0.08725	0.00993	0.01495	0.149	1.964	-0.049	1	
20	-2.5200	-2.46157	0.15785	-0.01342	0.01533	0.933	3.894	-3.862	1	
17	-2.4600	-2.29150	0.01708	0.00598	0.00696	0.703	5.064	0.312	4	
18	-2.3030	-2.21180	0.02517	0.00201	0.00354	0.163	4.163	3.071	4	
19	-2.2030	-2.17350	0.02822	0.00101	0.00712	0.056	3.083	-16.528	1	
20	-2.1030	-2.17359	0.02177	0.00145	0.00125	0.156	2.207	-0.062	1	
21	-1.9330	-1.51375	0.01918	-0.02304	0.00332	1.308	0.065	0.086	4	
22	-1.7330	-1.51375	0.03110	2.57617	6.15135	31.811	17.487	1.971	6	
(Success)										
15	-2.5000	-2.34187	0.07774	-0.00489	0.00033	1.121	0.434	0.239	4	
17	-2.4000	-2.31205	0.03503	-0.00228	0.00297	0.121	2.421	-0.062	1	
18	-2.3000	-2.23203	0.03084	-0.00124	0.00417	0.027	2.789	-0.040	1	
19	-2.2000	-2.14470	0.04077	-0.00075	0.00483	0.308	2.904	-0.029	1	
20	-2.1000	-2.05700	0.04708	-0.00049	0.00522	0.003	2.949	-0.022	2	
21	-2.0000	-1.96496	0.04295	-0.00034	0.00548	0.001	2.971	-0.016	8	
22	-1.9000	-1.87134	0.04357	-0.00024	0.00566	0.001	2.982	-0.012	8	
23	-1.8000	-1.77656	0.04403	-0.00018	0.00579	0.000	2.992	-0.010	8	
24	-1.7000	-1.68092	0.04438	-0.00014	0.00589	0.000	2.992	-0.010	8	
25	-1.6000	-1.58462	0.04465	-0.00009	0.00597	0.000	2.995	-0.009	8	
26	-1.5000	-1.48778	0.04487	-0.00007	0.00601	0.000	2.996	-0.009	8	
27	-1.4000	-1.39050	0.04506	-0.00007	0.00608	0.000	2.997	-0.009	8	
28	-1.3000	-1.29288	0.04521	-0.00007	0.00613	0.000	2.998	-0.009	8	
29	-1.2000	-1.19489	0.04535	-0.00006	0.00617	0.000	2.998	-0.009	8	
30	-1.1000	-1.09664	0.04548	-0.00005	0.00620	0.000	2.999	-0.010	8	
31	-1.0000	-0.99813	0.04559	-0.00005	0.00623	0.000	2.999	-0.012	8	
32	-0.9000	-0.89939	0.04570	-0.00005	0.00626	0.000	2.999	-0.014	8	
33	-0.8000	-0.80043	0.04580	-0.00004	0.00629	0.000	3.000	-0.015	8	
34	-0.7000	-0.70128	0.04589	-0.00004	0.00632	0.000	3.000	-0.016	8	
35	-0.6000	-0.60188	0.04598	-0.00004	0.00634	0.000	3.000	-0.016	8	
36	-0.5000	-0.50231	0.04607	-0.00004	0.00637	0.000	3.000	-0.016	8	
37	-0.4000	-0.40256	0.04615	-0.00004	0.00639	0.000	3.000	-0.016	8	
38	-0.3000	-0.30264	0.04623	-0.00003	0.00641	0.000	2.999	-0.016	8	
39	-0.2000	-0.20256	0.04630	-0.00003	0.00643	0.000	2.999	-0.016	8	
40	-0.1000	-0.10232	0.04636	-0.00003	0.00645	0.000	2.999	-0.016	8	
41	0.0000	-0.00196	0.04642	-0.00002	0.00646	0.000	2.999	-0.016	8	
42	0.1000	0.10207	0.04647	-0.00002	0.00647	0.000	2.999	-0.016	8	
43	0.2000	0.20181	0.04650	-0.00001	0.00648	0.000	2.999	-0.016	8	
44	0.3000	0.30249	0.04652	-0.00001	0.00649	0.000	2.999	-0.016	8	
45	0.4000	0.40313	0.04652	0.00000	0.00649	0.000	2.998	-0.016	8	
46	0.5000	0.50377	0.04651	0.00000	0.00649	0.000	2.998	-0.016	8	
47	0.6000	0.60436	0.04648	0.00000	0.00648	0.000	2.998	-0.016	8	
48	0.7000	0.70491	0.04644	0.00001	0.00647	0.000	2.998	-0.016	8	
49	0.8000	0.80546	0.04637	0.00003	0.00645	0.000	2.998	-0.016	8	
50	0.9000	0.90599	0.04629	0.00004	0.00642	0.000	2.998	-0.016	8	
51	1.0000	1.00651	0.04619	0.00005	0.00640	0.000	2.998	-0.016	8	
52	1.1000	1.10704	0.04608	0.00006	0.00636	0.000	2.998	-0.016	8	
53	1.2000	1.20757	0.04594	0.00007	0.00633	0.000	2.998	-0.016	8	
54	1.3000	1.30810	0.04578	0.00008	0.00628	0.000	2.998	-0.016	8	
55	1.4000	1.40863	0.04560	0.00009	0.00623	0.000	2.997	-0.016	8	
56	1.5000	1.50916	0.04540	0.00011	0.00617	0.000	2.996	-0.016	8	
57	1.6000	1.60969	0.04514	0.00013	0.00610	0.000	2.995	-0.016	8	
58	1.7000	1.71022	0.04485	0.00015	0.00602	0.000	2.992	-0.016	8	
59	1.8000	1.81075	0.04446	0.00017	0.00591	0.000	2.989	-0.016	8	
60	1.9000	1.91128	0.04398	0.00019	0.00577	0.001	2.981	-0.016	8	
61	2.0000	2.01181	0.04335	0.00014	0.00558	0.001	2.972	-0.016	8	
62	2.1000	2.11234	0.04266	0.00009	0.00532	0.003	2.957	-0.022	2	
63	2.2000	2.21287	0.04188	0.00004	0.00493	0.008	2.909	-0.029	1	
64	2.3000	2.31340	0.04109	0.00000	0.00448	0.025	2.801	-0.040	1	
65	2.4000	2.41393	0.03927	0.00000	0.00391	0.110	2.659	-0.061	1	
66	2.5000	2.51446	0.03644	0.00000	0.00325	0.467	2.386	-0.080	6	

TABLE A-2-1: Four Estimated Conditional Moments of θ , Together with the Coefficients β_1 and β_2 , and Pearson's criterion κ (Continued)

DEGREE 5 CASE: Item 2										
Sub-ject	$\hat{\theta}$	Mean	Conditional Moments				β_1	β_2	κ	Type
(Failure)			Var.	3rd	4th					
17	-1.4333	-1.33485	0.02927	-0.00000	0.00154	0.168	1.403	-0.099	7	
18	-1.3333	-1.24982	0.03803	-0.00156	0.00103	0.062	2.021	-0.350	1	
19	-1.2333	-1.16912	0.04658	-0.00368	0.00179	0.316	2.853	-1.331	1	
20	-1.1333	-1.09402	0.05307	-0.00691	0.00272	0.005	2.911	-0.014	2	
21	-1.0333	-1.02419	0.05837	-0.01014	0.00386	0.001	2.965	-0.009	2	
22	-0.9333	-0.95972	0.06255	-0.00000	0.00529	0.000	2.962	-0.003	2	
23	-0.8333	-0.90082	0.06562	0.00000	0.00698	0.000	2.972	-0.000	2	
24	-0.7333	-0.84742	0.06758	0.00000	0.00891	0.000	2.980	-0.001	8	
25	-0.6333	-0.80000	0.06832	0.00000	0.01109	0.000	2.997	-0.001	8	
26	-0.5333	-0.75842	0.06782	0.00000	0.01352	0.000	3.014	-0.004	8	
27	-0.4333	-0.72242	0.06608	0.00000	0.01619	0.000	3.029	-0.007	8	
28	-0.3333	-0.69142	0.06308	0.00000	0.01912	0.000	3.042	-0.010	8	
29	-0.2333	-0.66482	0.05882	0.00000	0.02231	0.000	3.053	-0.013	8	
30	-0.1333	-0.64202	0.05332	0.00000	0.02586	0.000	3.062	-0.016	8	
31	-0.0333	-0.62342	0.04682	0.00000	0.03000	0.000	3.069	-0.019	8	
32	0.0667	-0.60942	0.03942	0.00000	0.03486	0.000	3.074	-0.022	8	
33	0.1667	-0.60000	0.03102	0.00000	0.04042	0.000	3.077	-0.025	8	
34	0.2667	-0.59502	0.02182	0.00000	0.04672	0.000	3.078	-0.028	8	
35	0.3667	-0.59402	0.01202	0.00000	0.05382	0.000	3.077	-0.031	8	
36	0.4667	-0.59602	0.00182	0.00000	0.06172	0.000	3.074	-0.034	8	
37	0.5667	-0.60102	0.00042	0.00000	0.07042	0.000	3.069	-0.037	8	
38	0.6667	-0.60802	0.00002	0.00000	0.08000	0.000	3.062	-0.040	8	
39	0.7667	-0.61702	0.00000	0.00000	0.09042	0.000	3.053	-0.043	8	
40	0.8667	-0.62802	0.00000	0.00000	0.10172	0.000	3.042	-0.046	8	
41	0.9667	-0.64102	0.00000	0.00000	0.11392	0.000	3.029	-0.049	8	
42	1.0667	-0.65602	0.00000	0.00000	0.12702	0.000	3.014	-0.052	8	
43	1.1667	-0.67302	0.00000	0.00000	0.14102	0.000	3.000	-0.055	8	
44	1.2667	-0.69202	0.00000	0.00000	0.15592	0.000	2.987	-0.058	8	
45	1.3667	-0.71302	0.00000	0.00000	0.17172	0.000	2.974	-0.061	8	
46	1.4667	-0.73602	0.00000	0.00000	0.18842	0.000	2.962	-0.064	8	
47	1.5667	-0.76102	0.00000	0.00000	0.20602	0.000	2.950	-0.067	8	
48	1.6667	-0.78802	0.00000	0.00000	0.22442	0.000	2.938	-0.070	8	
49	1.7667	-0.81702	0.00000	0.00000	0.24362	0.000	2.927	-0.073	8	
50	1.8667	-0.84802	0.00000	0.00000	0.26362	0.000	2.916	-0.076	8	
51	1.9667	-0.88102	0.00000	0.00000	0.28442	0.000	2.906	-0.079	8	
52	2.0667	-0.91602	0.00000	0.00000	0.30602	0.000	2.897	-0.082	8	
53	2.1667	-0.95302	0.00000	0.00000	0.32842	0.000	2.889	-0.085	8	
54	2.2667	-0.99202	0.00000	0.00000	0.35262	0.000	2.882	-0.088	8	
55	2.3667	-1.03302	0.00000	0.00000	0.37862	0.000	2.877	-0.091	8	
56	2.4667	-1.07602	0.00000	0.00000	0.40642	0.000	2.874	-0.094	8	
57	2.5667	-1.12102	0.00000	0.00000	0.43602	0.000	2.873	-0.097	8	
58	2.6667	-1.16802	0.00000	0.00000	0.46742	0.000	2.874	-0.100	8	
59	2.7667	-1.21702	0.00000	0.00000	0.50062	0.000	2.877	-0.103	8	
60	2.8667	-1.26802	0.00000	0.00000	0.53562	0.000	2.882	-0.106	8	
61	2.9667	-1.32102	0.00000	0.00000	0.57242	0.000	2.889	-0.109	8	
62	3.0667	-1.37602	0.00000	0.00000	0.61102	0.000	2.898	-0.112	8	
63	3.1667	-1.43302	0.00000	0.00000	0.65142	0.000	2.909	-0.115	8	
64	3.2667	-1.49202	0.00000	0.00000	0.69362	0.000	2.922	-0.118	8	
65	3.3667	-1.55302	0.00000	0.00000	0.73762	0.000	2.937	-0.121	8	
66	3.4667	-1.61602	0.00000	0.00000	0.78342	0.000	2.954	-0.124	8	
67	3.5667	-1.68102	0.00000	0.00000	0.83102	0.000	2.973	-0.127	8	
68	3.6667	-1.74802	0.00000	0.00000	0.88042	0.000	2.994	-0.130	8	
69	3.7667	-1.81702	0.00000	0.00000	0.93162	0.000	3.017	-0.133	8	
70	3.8667	-1.88802	0.00000	0.00000	0.98462	0.000	3.042	-0.136	8	
71	3.9667	-1.96102	0.00000	0.00000	1.03942	0.000	3.069	-0.139	8	
72	4.0667	-2.03602	0.00000	0.00000	1.09602	0.000	3.100	-0.142	8	
73	4.1667	-2.11302	0.00000	0.00000	1.15442	0.000	3.134	-0.145	8	
74	4.2667	-2.19202	0.00000	0.00000	1.21462	0.000	3.171	-0.148	8	
75	4.3667	-2.27302	0.00000	0.00000	1.27662	0.000	3.211	-0.151	8	
76	4.4667	-2.35602	0.00000	0.00000	1.34042	0.000	3.254	-0.154	8	
77	4.5667	-2.44102	0.00000	0.00000	1.40602	0.000	3.300	-0.157	8	
78	4.6667	-2.52802	0.00000	0.00000	1.47342	0.000	3.349	-0.160	8	
79	4.7667	-2.61702	0.00000	0.00000	1.54262	0.000	3.400	-0.163	8	
80	4.8667	-2.70802	0.00000	0.00000	1.61362	0.000	3.454	-0.166	8	
81	4.9667	-2.80102	0.00000	0.00000	1.68642	0.000	3.510	-0.169	8	
82	5.0667	-2.89602	0.00000	0.00000	1.76102	0.000	3.568	-0.172	8	
83	5.1667	-2.99302	0.00000	0.00000	1.83742	0.000	3.628	-0.175	8	
84	5.2667	-3.09202	0.00000	0.00000	1.91562	0.000	3.690	-0.178	8	
85	5.3667	-3.19302	0.00000	0.00000	1.99562	0.000	3.754	-0.181	8	
86	5.4667	-3.29602	0.00000	0.00000	2.07742	0.000	3.820	-0.184	8	
87	5.5667	-3.40102	0.00000	0.00000	2.16102	0.000	3.888	-0.187	8	
88	5.6667	-3.50802	0.00000	0.00000	2.24642	0.000	3.958	-0.190	8	
89	5.7667	-3.61702	0.00000	0.00000	2.33362	0.000	4.030	-0.193	8	
90	5.8667	-3.72802	0.00000	0.00000	2.42262	0.000	4.104	-0.196	8	
91	5.9667	-3.84102	0.00000	0.00000	2.51342	0.000	4.180	-0.199	8	
92	6.0667	-3.95602	0.00000	0.00000	2.60602	0.000	4.258	-0.202	8	
93	6.1667	-4.07302	0.00000	0.00000	2.70042	0.000	4.338	-0.205	8	
94	6.2667	-4.19202	0.00000	0.00000	2.79662	0.000	4.420	-0.208	8	
95	6.3667	-4.31302	0.00000	0.00000	2.89462	0.000	4.504	-0.211	8	
96	6.4667	-4.43602	0.00000	0.00000	2.99442	0.000	4.590	-0.214	8	
97	6.5667	-4.56102	0.00000	0.00000	3.09602	0.000	4.678	-0.217	8	
98	6.6667	-4.68802	0.00000	0.00000	3.20942	0.000	4.768	-0.220	8	
99	6.7667	-4.81702	0.00000	0.00000	3.32462	0.000	4.860	-0.223	8	
100	6.8667	-4.94802	0.00000	0.00000	3.44162	0.000	4.954	-0.226	8	

(Success)

TABLE A-2-1: Four Estimated Conditional Moments of θ , Together with the Coefficients β_1 and β_2 , and Pearson's criterion κ (Continued)

DEGREE 5 CASE: Item 3		Conditional Moments				β_1	β_2	κ	Type
Sub- ject	$\hat{\theta}$ (Failure)	Mean	Var.	3rd	4th				
12	-2.4000	-1.05508	1.14075	-0.25291	0.33902	0.043	0.261	-0.022	2
17	-2.4000	-1.10515	0.02727	-0.00280	0.00148	0.367	1.965	-0.110	1
18	-2.3000	-1.24152	0.03189	-0.00160	0.00208	0.079	2.813	-0.060	1
19	-2.7000	-1.18338	0.04558	-0.00098	0.00137	0.022	2.815	-0.038	1
20	-2.1000	-1.03766	0.03521	-0.00058	0.00380	0.007	2.998	-0.019	1
21	-2.0000	-1.01318	0.03719	-0.00035	0.00407	0.002	2.981	-0.014	2
22	-1.9000	-1.04981	0.03779	-0.00072	0.00474	0.001	2.970	-0.011	2
24	-1.7000	-1.16675	0.03820	-0.00017	0.00438	0.001	3.001	-0.016	1
25	-1.8000	-1.04253	0.03918	-0.00024	0.00454	0.001	3.043	0.009	7
26	-1.5000	-1.00598	0.04384	-0.00058	0.00481	0.004	3.109	0.014	7
27	-1.4000	-1.00554	0.04333	-0.00108	0.00534	0.015	3.193	0.032	4
28	-1.3000	-1.00438	0.04898	-0.00273	0.00745	0.051	3.235	0.070	4
29	-1.2000	-1.01091	0.05489	-0.00217	0.00810	0.086	3.106	0.333	6
30	-1.1000	-1.00746	0.05717	0.00079	0.00764	0.003	2.758	-0.054	1
31	-1.0000	-1.00174	0.04961	0.00651	0.00430	0.367	1.747	-0.093	1
(Success)									
32	-1.0000	-1.00710	0.02145	-0.00484	0.00006	2.784	0.118	0.069	4
33	-1.1000	-1.00334	0.02586	-0.00275	0.00200	0.284	2.257	-0.111	1
34	-1.2000	-1.00045	0.03452	-0.00187	0.00327	0.068	2.701	-0.085	1
35	-1.3000	-1.00718	0.03745	-0.00108	0.00400	0.022	2.855	-0.047	1
36	-1.4000	-1.01015	0.04074	-0.00055	0.00481	0.009	2.921	-0.038	1
37	-1.5000	-1.01310	0.04472	-0.00029	0.00517	0.004	2.953	-0.029	1
38	-1.6000	-1.01605	0.04948	-0.00018	0.00567	0.002	2.973	-0.026	2
39	-1.7000	-1.01901	0.05401	-0.00011	0.00617	0.001	2.990	-0.020	2
40	-1.8000	-1.02197	0.05855	-0.00015	0.00676	0.000	2.998	-0.015	2
41	-1.9000	-1.02494	0.06311	-0.00011	0.00735	0.000	2.998	-0.013	2
42	-2.0000	-1.02791	0.06767	-0.00009	0.00794	0.000	2.997	-0.013	2
43	-2.1000	-1.03088	0.07223	-0.00009	0.00853	0.000	2.998	-0.014	2
44	-2.2000	-1.03385	0.07679	-0.00009	0.00912	0.000	2.999	-0.017	2
45	-2.3000	-1.03682	0.08135	-0.00007	0.00971	0.000	2.999	-0.017	2
46	-2.4000	-1.03979	0.08591	-0.00007	0.01030	0.000	2.999	-0.018	2
47	-2.5000	-1.04276	0.09047	-0.00006	0.01089	0.000	2.999	-0.018	2
48	-2.6000	-1.04573	0.09503	-0.00006	0.01148	0.000	2.999	-0.018	2
49	-2.7000	-1.04870	0.09959	-0.00006	0.01207	0.000	2.999	-0.018	2
50	-2.8000	-1.05167	0.10415	-0.00006	0.01266	0.000	2.999	-0.018	2
51	-2.9000	-1.05464	0.10871	-0.00006	0.01325	0.000	2.999	-0.018	2
52	-3.0000	-1.05761	0.11327	-0.00006	0.01384	0.000	2.999	-0.018	2
53	-3.1000	-1.06058	0.11783	-0.00006	0.01443	0.000	2.999	-0.018	2
54	-3.2000	-1.06355	0.12239	-0.00006	0.01502	0.000	2.999	-0.018	2
55	-3.3000	-1.06652	0.12695	-0.00006	0.01561	0.000	2.999	-0.018	2
56	-3.4000	-1.06949	0.13151	-0.00006	0.01620	0.000	2.999	-0.018	2
57	-3.5000	-1.07246	0.13607	-0.00006	0.01679	0.000	2.999	-0.018	2
58	-3.6000	-1.07543	0.14063	-0.00006	0.01738	0.000	2.999	-0.018	2
59	-3.7000	-1.07840	0.14519	-0.00006	0.01797	0.000	2.999	-0.018	2
60	-3.8000	-1.08137	0.14975	-0.00006	0.01856	0.000	2.999	-0.018	2
61	-3.9000	-1.08434	0.15431	-0.00006	0.01915	0.000	2.999	-0.018	2
62	-4.0000	-1.08731	0.15887	-0.00006	0.01974	0.000	2.999	-0.018	2
63	-4.1000	-1.09028	0.16343	-0.00006	0.02033	0.000	2.999	-0.018	2
64	-4.2000	-1.09325	0.16799	-0.00006	0.02092	0.000	2.999	-0.018	2
65	-4.3000	-1.09622	0.17255	-0.00006	0.02151	0.000	2.999	-0.018	2
66	-4.4000	-1.09919	0.17711	-0.00006	0.02210	0.000	2.999	-0.018	2
67	-4.5000	-1.10216	0.18167	-0.00006	0.02269	0.000	2.999	-0.018	2
68	-4.6000	-1.10513	0.18623	-0.00006	0.02328	0.000	2.999	-0.018	2
69	-4.7000	-1.10810	0.19079	-0.00006	0.02387	0.000	2.999	-0.018	2
70	-4.8000	-1.11107	0.19535	-0.00006	0.02446	0.000	2.999	-0.018	2
71	-4.9000	-1.11404	0.19991	-0.00006	0.02505	0.000	2.999	-0.018	2
72	-5.0000	-1.11701	0.20447	-0.00006	0.02564	0.000	2.999	-0.018	2
73	-5.1000	-1.12000	0.20903	-0.00006	0.02623	0.000	2.999	-0.018	2
74	-5.2000	-1.12300	0.21359	-0.00006	0.02682	0.000	2.999	-0.018	2
75	-5.3000	-1.12600	0.21815	-0.00006	0.02741	0.000	2.999	-0.018	2
76	-5.4000	-1.12900	0.22271	-0.00006	0.02800	0.000	2.999	-0.018	2
77	-5.5000	-1.13200	0.22727	-0.00006	0.02859	0.000	2.999	-0.018	2
78	-5.6000	-1.13500	0.23183	-0.00006	0.02918	0.000	2.999	-0.018	2
79	-5.7000	-1.13800	0.23639	-0.00006	0.02977	0.000	2.999	-0.018	2
80	-5.8000	-1.14100	0.24095	-0.00006	0.03036	0.000	2.999	-0.018	2
81	-5.9000	-1.14400	0.24551	-0.00006	0.03095	0.000	2.999	-0.018	2
82	-6.0000	-1.14700	0.25007	-0.00006	0.03154	0.000	2.999	-0.018	2
83	-6.1000	-1.15000	0.25463	-0.00006	0.03213	0.000	2.999	-0.018	2
84	-6.2000	-1.15300	0.25919	-0.00006	0.03272	0.000	2.999	-0.018	2
85	-6.3000	-1.15600	0.26375	-0.00006	0.03331	0.000	2.999	-0.018	2
86	-6.4000	-1.15900	0.26831	-0.00006	0.03390	0.000	2.999	-0.018	2
87	-6.5000	-1.16200	0.27287	-0.00006	0.03449	0.000	2.999	-0.018	2
88	-6.6000	-1.16500	0.27743	-0.00006	0.03508	0.000	2.999	-0.018	2
89	-6.7000	-1.16800	0.28199	-0.00006	0.03567	0.000	2.999	-0.018	2
90	-6.8000	-1.17100	0.28655	-0.00006	0.03626	0.000	2.999	-0.018	2
91	-6.9000	-1.17400	0.29111	-0.00006	0.03685	0.000	2.999	-0.018	2
92	-7.0000	-1.17700	0.29567	-0.00006	0.03744	0.000	2.999	-0.018	2
93	-7.1000	-1.18000	0.30023	-0.00006	0.03803	0.000	2.999	-0.018	2
94	-7.2000	-1.18300	0.30479	-0.00006	0.03862	0.000	2.999	-0.018	2
95	-7.3000	-1.18600	0.30935	-0.00006	0.03921	0.000	2.999	-0.018	2
96	-7.4000	-1.18900	0.31391	-0.00006	0.03980	0.000	2.999	-0.018	2
97	-7.5000	-1.19200	0.31847	-0.00006	0.04039	0.000	2.999	-0.018	2
98	-7.6000	-1.19500	0.32303	-0.00006	0.04098	0.000	2.999	-0.018	2
99	-7.7000	-1.19800	0.32759	-0.00006	0.04157	0.000	2.999	-0.018	2
100	-7.8000	-1.20100	0.33215	-0.00006	0.04216	0.000	2.999	-0.018	2

TABLE A-2-1: Four Estimated Conditional Moments of θ , Together with the Coefficients β_1 and β_2 , and Pearson's criterion κ (Continued)

DEGREE 5 CASE: Item 4

Sub- ject (Failure)	$\hat{\theta}$	Mean	Var.	3rd	4th	β_1	β_2	κ	Type
15	-2.4000	-2.43450	0.02783	-0.00445	0.00059	0.917	0.758	-1.835	1
16	-2.4000	-2.47556	0.03450	-0.00211	0.00293	0.108	2.458	-0.060	1
17	-2.4000	-2.34717	0.03790	-0.00116	0.00402	0.025	2.797	-0.039	1
18	-2.4000	-2.26787	0.03936	-0.00070	0.00461	0.008	2.905	-0.027	1
19	-2.2000	-2.17522	0.04108	-0.00345	0.00498	0.003	2.949	-0.020	2
20	-2.1000	-2.08592	0.04189	-0.00381	0.00521	0.001	2.970	-0.015	2
21	-2.0000	-1.99617	0.04244	-0.00421	0.00537	0.001	2.981	-0.011	2
22	-1.9000	-1.90341	0.04283	-0.00458	0.00548	0.000	2.988	-0.009	2
23	-1.8000	-1.80991	0.04312	-0.00491	0.00556	0.000	2.992	-0.008	2
24	-1.7000	-1.71588	0.04334	-0.00509	0.00563	0.000	2.995	-0.007	2
25	-1.6000	-1.62142	0.04352	-0.00508	0.00568	0.000	2.998	-0.011	2
26	-1.5000	-1.52711	0.04367	-0.00507	0.00572	0.000	3.000	0.181	2
27	-1.4000	-1.43296	0.04383	-0.00506	0.00575	0.000	3.003	0.009	2
28	-1.3000	-1.33878	0.04397	-0.00505	0.00577	0.000	3.006	0.007	2
29	-1.2000	-1.24458	0.04410	-0.00504	0.00579	0.000	3.008	0.008	2
30	-1.1000	-1.15037	0.04422	-0.00503	0.00580	0.000	3.010	0.010	2
31	-1.0000	-1.05616	0.04434	-0.00502	0.00581	0.001	3.012	0.012	2
32	-0.9000	-0.96194	0.04445	-0.00501	0.00582	0.001	3.022	0.024	2
33	-0.8000	-0.86773	0.04457	-0.00500	0.00583	0.002	3.021	0.041	2
34	-0.7000	-0.77352	0.04468	-0.00499	0.00584	0.003	3.013	0.109	2
35	-0.6000	-0.67931	0.04479	-0.00498	0.00585	0.003	2.996	-0.124	1
36	-0.5000	-0.58510	0.04489	-0.00497	0.00586	0.002	2.972	-0.222	2
37	-0.4000	-0.49089	0.04499	-0.00496	0.00587	0.002	2.947	-0.303	2
38	-0.3000	-0.39668	0.04509	-0.00495	0.00588	0.002	2.923	-0.400	2
39	-0.2000	-0.30247	0.04518	-0.00494	0.00589	0.002	2.932	-0.409	2
40	-0.1000	-0.20826	0.04527	-0.00493	0.00590	0.002	2.943	-0.432	1
41	0.0000	-0.11405	0.04536	-0.00492	0.00591	0.011	2.950	-0.463	1
42	0.1000	0.01016	0.04545	0.00132	0.00592	0.020	2.933	-0.478	1
43	0.2000	0.11595	0.04554	0.00171	0.00593	0.042	2.948	-0.475	1
44	0.3000	0.22174	0.04563	0.00210	0.00594	0.138	2.930	-0.460	1
45	0.4000	0.32753	0.04572	0.00249	0.00595	1.037	0.808	-0.318	1
46	-7.7000	-7.81499	0.05018	-0.00911	0.01223	0.259	4.062	0.333	2
47	-7.6000	-7.72078	0.05027	-0.00902	0.01227	0.201	3.786	-0.449	1
48	-7.5000	-7.62657	0.05036	-0.00893	0.01231	0.126	3.510	-0.565	1
49	-7.4000	-7.53236	0.05045	-0.00884	0.01235	0.041	3.234	-0.681	1
50	-7.3000	-7.43815	0.05054	-0.00875	0.01239	0.006	2.958	-0.797	1
51	-7.2000	-7.34394	0.05063	-0.00866	0.01243	0.001	2.682	-0.913	1
52	-7.1000	-7.24973	0.05072	-0.00857	0.01247	0.000	2.406	-1.029	1
53	-7.0000	-7.15552	0.05081	-0.00848	0.01251	0.000	2.130	-1.145	1
54	-6.9000	-7.06131	0.05090	-0.00839	0.01255	0.000	1.854	-1.261	1
55	-6.8000	-6.96710	0.05099	-0.00830	0.01259	0.000	1.578	-1.377	1
56	-6.7000	-6.87289	0.05108	-0.00821	0.01263	0.000	1.302	-1.493	1
57	-6.6000	-6.77868	0.05117	-0.00812	0.01267	0.000	1.026	-1.609	1
58	-6.5000	-6.68447	0.05126	-0.00803	0.01271	0.000	0.750	-1.725	1
59	-6.4000	-6.59026	0.05135	-0.00794	0.01275	0.000	0.474	-1.841	1
60	-6.3000	-6.49605	0.05144	-0.00785	0.01279	0.000	0.198	-1.957	1
61	-6.2000	-6.40184	0.05153	-0.00776	0.01283	0.000	0.022	-2.073	1
62	-6.1000	-6.30763	0.05162	-0.00767	0.01287	0.000	0.000	-2.189	1
63	-6.0000	-6.21342	0.05171	-0.00758	0.01291	0.000	0.000	-2.305	1
64	-5.9000	-6.11921	0.05180	-0.00749	0.01295	0.000	0.000	-2.421	1
65	-5.8000	-6.02500	0.05189	-0.00740	0.01299	0.000	0.000	-2.537	1
66	-5.7000	-5.93079	0.05198	-0.00731	0.01303	0.000	0.000	-2.653	1
67	-5.6000	-5.83658	0.05207	-0.00722	0.01307	0.000	0.000	-2.769	1
68	-5.5000	-5.74237	0.05216	-0.00713	0.01311	0.000	0.000	-2.885	1
69	-5.4000	-5.64816	0.05225	-0.00704	0.01315	0.000	0.000	-3.001	1
70	-5.3000	-5.55395	0.05234	-0.00695	0.01319	0.000	0.000	-3.117	1
71	-5.2000	-5.45974	0.05243	-0.00686	0.01323	0.000	0.000	-3.233	1
72	-5.1000	-5.36553	0.05252	-0.00677	0.01327	0.000	0.000	-3.349	1
73	-5.0000	-5.27132	0.05261	-0.00668	0.01331	0.000	0.000	-3.465	1
74	-4.9000	-5.17711	0.05270	-0.00659	0.01335	0.000	0.000	-3.581	1
75	-4.8000	-5.08290	0.05279	-0.00650	0.01339	0.000	0.000	-3.697	1
76	-4.7000	-4.98869	0.05288	-0.00641	0.01343	0.000	0.000	-3.813	1
77	-4.6000	-4.89448	0.05297	-0.00632	0.01347	0.000	0.000	-3.929	1
78	-4.5000	-4.80027	0.05306	-0.00623	0.01351	0.000	0.000	-4.045	1
79	-4.4000	-4.70606	0.05315	-0.00614	0.01355	0.000	0.000	-4.161	1
80	-4.3000	-4.61185	0.05324	-0.00605	0.01359	0.000	0.000	-4.277	1
81	-4.2000	-4.51764	0.05333	-0.00596	0.01363	0.000	0.000	-4.393	1
82	-4.1000	-4.42343	0.05342	-0.00587	0.01367	0.000	0.000	-4.509	1
83	-4.0000	-4.32922	0.05351	-0.00578	0.01371	0.000	0.000	-4.625	1
84	-3.9000	-4.23501	0.05360	-0.00569	0.01375	0.000	0.000	-4.741	1
85	-3.8000	-4.14080	0.05369	-0.00560	0.01379	0.000	0.000	-4.857	1
86	-3.7000	-4.04659	0.05378	-0.00551	0.01383	0.000	0.000	-4.973	1
87	-3.6000	-3.95238	0.05387	-0.00542	0.01387	0.000	0.000	-5.089	1
88	-3.5000	-3.85817	0.05396	-0.00533	0.01391	0.000	0.000	-5.205	1
89	-3.4000	-3.76396	0.05405	-0.00524	0.01395	0.000	0.000	-5.321	1
90	-3.3000	-3.66975	0.05414	-0.00515	0.01399	0.000	0.000	-5.437	1
91	-3.2000	-3.57554	0.05423	-0.00506	0.01403	0.000	0.000	-5.553	1
92	-3.1000	-3.48133	0.05432	-0.00497	0.01407	0.000	0.000	-5.669	1
93	-3.0000	-3.38712	0.05441	-0.00488	0.01411	0.000	0.000	-5.785	1
94	-2.9000	-3.29291	0.05450	-0.00479	0.01415	0.000	0.000	-5.901	1
95	-2.8000	-3.19870	0.05459	-0.00470	0.01419	0.000	0.000	-6.017	1
96	-2.7000	-3.10449	0.05468	-0.00461	0.01423	0.000	0.000	-6.133	1
97	-2.6000	-3.01028	0.05477	-0.00452	0.01427	0.000	0.000	-6.249	1
98	-2.5000	-2.91607	0.05486	-0.00443	0.01431	0.000	0.000	-6.365	1
99	-2.4000	-2.82186	0.05495	-0.00434	0.01435	0.000	0.000	-6.481	1
100	-2.3000	-2.72765	0.05504	-0.00425	0.01439	0.000	0.000	-6.597	1

TABLE A-2-1: Four Estimated Conditional Moments of θ , Together with the Coefficients β_1 and β_2 , and Pearson's criterion κ (Continued)

DEGREE 5 CASE: Item 5		Conditional Moments							κ	Type
Sub-ject	$\hat{\theta}$	Mean	Var.	3rd	4th	β_1	β_2			
15	-2.7771	-2.48385	0.22673	-0.00340	0.00144	0.484	1.628	-0.117	1	
16	-2.5030	-2.41205	0.21517	-0.00170	0.00322	0.274	2.602	-0.050	1	
17	-2.4335	-2.37750	0.21814	-0.00104	0.01313	0.274	2.816	-0.038	1	
18	-2.3830	-2.34585	0.21984	-0.00068	0.00468	0.007	2.816	-0.028	1	
19	-2.3330	-2.31817	0.22112	-0.00344	0.01499	0.003	2.816	-0.021	2	
20	-2.2830	-2.29420	0.22197	-0.00331	0.00522	0.001	2.816	-0.017	2	
21	-2.2330	-2.27250	0.22250	-0.00222	0.00530	0.001	2.816	-0.013	2	
22	-2.1830	-2.25282	0.22281	-0.00177	0.00540	0.000	2.816	-0.010	2	
23	-2.1330	-2.23432	0.22322	-0.00122	0.00550	0.000	2.816	-0.008	2	
24	-2.0830	-2.21685	0.22365	-0.00077	0.00560	0.000	2.816	-0.006	2	
25	-2.0330	-2.20038	0.22408	-0.00032	0.00570	0.000	2.816	-0.004	2	
26	-1.9830	-2.18491	0.22451	-0.00017	0.00580	0.000	2.816	-0.003	2	
27	-1.9330	-2.17044	0.22494	-0.00012	0.00590	0.000	2.816	-0.002	2	
28	-1.8830	-2.15697	0.22537	-0.00007	0.00600	0.000	2.816	-0.001	2	
29	-1.8330	-2.14450	0.22580	-0.00002	0.00610	0.000	2.816	-0.000	2	
30	-1.7830	-2.13303	0.22623	-0.00003	0.00620	0.000	2.816	-0.000	2	
31	-1.7330	-2.12256	0.22666	-0.00004	0.00630	0.000	2.816	-0.000	2	
32	-1.6830	-2.11309	0.22709	-0.00005	0.00640	0.000	2.816	-0.000	2	
33	-1.6330	-2.10462	0.22752	-0.00006	0.00650	0.000	2.816	-0.000	2	
34	-1.5830	-2.09715	0.22795	-0.00007	0.00660	0.000	2.816	-0.000	2	
35	-1.5330	-2.09068	0.22838	-0.00008	0.00670	0.000	2.816	-0.000	2	
36	-1.4830	-2.08521	0.22881	-0.00009	0.00680	0.000	2.816	-0.000	2	
37	-1.4330	-2.08074	0.22924	-0.00010	0.00690	0.000	2.816	-0.000	2	
38	-1.3830	-2.07727	0.22967	-0.00011	0.00700	0.000	2.816	-0.000	2	
39	-1.3330	-2.07480	0.23010	-0.00012	0.00710	0.000	2.816	-0.000	2	
40	-1.2830	-2.07333	0.23053	-0.00013	0.00720	0.000	2.816	-0.000	2	
41	-1.2330	-2.07286	0.23096	-0.00014	0.00730	0.000	2.816	-0.000	2	
42	-1.1830	-2.07339	0.23139	-0.00015	0.00740	0.000	2.816	-0.000	2	
43	-1.1330	-2.07492	0.23182	-0.00016	0.00750	0.000	2.816	-0.000	2	
44	-1.0830	-2.07745	0.23225	-0.00017	0.00760	0.000	2.816	-0.000	2	
45	-1.0330	-2.08098	0.23268	-0.00018	0.00770	0.000	2.816	-0.000	2	
46	-0.9830	-2.08551	0.23311	-0.00019	0.00780	0.000	2.816	-0.000	2	
47	-0.9330	-2.09104	0.23354	-0.00020	0.00790	0.000	2.816	-0.000	2	
48	-0.8830	-2.09757	0.23397	-0.00021	0.00800	0.000	2.816	-0.000	2	
49	-0.8330	-2.10510	0.23440	-0.00022	0.00810	0.000	2.816	-0.000	2	
50	-0.7830	-2.11363	0.23483	-0.00023	0.00820	0.000	2.816	-0.000	2	
51	-0.7330	-2.12316	0.23526	-0.00024	0.00830	0.000	2.816	-0.000	2	
52	-0.6830	-2.13369	0.23569	-0.00025	0.00840	0.000	2.816	-0.000	2	
53	-0.6330	-2.14522	0.23612	-0.00026	0.00850	0.000	2.816	-0.000	2	
54	-0.5830	-2.15775	0.23655	-0.00027	0.00860	0.000	2.816	-0.000	2	
55	-0.5330	-2.17128	0.23698	-0.00028	0.00870	0.000	2.816	-0.000	2	
56	-0.4830	-2.18581	0.23741	-0.00029	0.00880	0.000	2.816	-0.000	2	
57	-0.4330	-2.20134	0.23784	-0.00030	0.00890	0.000	2.816	-0.000	2	
58	-0.3830	-2.21787	0.23827	-0.00031	0.00900	0.000	2.816	-0.000	2	
59	-0.3330	-2.23540	0.23870	-0.00032	0.00910	0.000	2.816	-0.000	2	
60	-0.2830	-2.25393	0.23913	-0.00033	0.00920	0.000	2.816	-0.000	2	
61	-0.2330	-2.27346	0.23956	-0.00034	0.00930	0.000	2.816	-0.000	2	
62	-0.1830	-2.29499	0.24000	-0.00035	0.00940	0.000	2.816	-0.000	2	
63	-0.1330	-2.31852	0.24043	-0.00036	0.00950	0.000	2.816	-0.000	2	
64	-0.0830	-2.34405	0.24086	-0.00037	0.00960	0.000	2.816	-0.000	2	
65	-0.0330	-2.37158	0.24130	-0.00038	0.00970	0.000	2.816	-0.000	2	
66	0.0170	-2.40111	0.24173	-0.00039	0.00980	0.000	2.816	-0.000	2	
67	0.0670	-2.43264	0.24216	-0.00040	0.00990	0.000	2.816	-0.000	2	
68	0.1170	-2.46617	0.24259	-0.00041	0.01000	0.000	2.816	-0.000	2	
69	0.1670	-2.50170	0.24302	-0.00042	0.01010	0.000	2.816	-0.000	2	
70	0.2170	-2.53923	0.24345	-0.00043	0.01020	0.000	2.816	-0.000	2	
71	0.2670	-2.57876	0.24388	-0.00044	0.01030	0.000	2.816	-0.000	2	
72	0.3170	-2.62029	0.24431	-0.00045	0.01040	0.000	2.816	-0.000	2	
73	0.3670	-2.66382	0.24474	-0.00046	0.01050	0.000	2.816	-0.000	2	
74	0.4170	-2.70935	0.24517	-0.00047	0.01060	0.000	2.816	-0.000	2	
75	0.4670	-2.75688	0.24560	-0.00048	0.01070	0.000	2.816	-0.000	2	
76	0.5170	-2.80641	0.24603	-0.00049	0.01080	0.000	2.816	-0.000	2	
77	0.5670	-2.85794	0.24646	-0.00050	0.01090	0.000	2.816	-0.000	2	
78	0.6170	-2.91147	0.24689	-0.00051	0.01100	0.000	2.816	-0.000	2	
79	0.6670	-2.96700	0.24732	-0.00052	0.01110	0.000	2.816	-0.000	2	
80	0.7170	-3.02453	0.24775	-0.00053	0.01120	0.000	2.816	-0.000	2	
81	0.7670	-3.08406	0.24818	-0.00054	0.01130	0.000	2.816	-0.000	2	
82	0.8170	-3.14559	0.24861	-0.00055	0.01140	0.000	2.816	-0.000	2	
83	0.8670	-3.20912	0.24904	-0.00056	0.01150	0.000	2.816	-0.000	2	
84	0.9170	-3.27465	0.24947	-0.00057	0.01160	0.000	2.816	-0.000	2	
85	0.9670	-3.34218	0.24990	-0.00058	0.01170	0.000	2.816	-0.000	2	
86	1.0170	-3.41171	0.25033	-0.00059	0.01180	0.000	2.816	-0.000	2	
87	1.0670	-3.48324	0.25076	-0.00060	0.01190	0.000	2.816	-0.000	2	
88	1.1170	-3.55677	0.25119	-0.00061	0.01200	0.000	2.816	-0.000	2	
89	1.1670	-3.63230	0.25162	-0.00062	0.01210	0.000	2.816	-0.000	2	
90	1.2170	-3.70983	0.25205	-0.00063	0.01220	0.000	2.816	-0.000	2	
91	1.2670	-3.78936	0.25248	-0.00064	0.01230	0.000	2.816	-0.000	2	
92	1.3170	-3.87089	0.25291	-0.00065	0.01240	0.000	2.816	-0.000	2	
93	1.3670	-3.95442	0.25334	-0.00066	0.01250	0.000	2.816	-0.000	2	
94	1.4170	-4.04095	0.25377	-0.00067	0.01260	0.000	2.816	-0.000	2	
95	1.4670	-4.13048	0.25420	-0.00068	0.01270	0.000	2.816	-0.000	2	
96	1.5170	-4.22301	0.25463	-0.00069	0.01280	0.000	2.816	-0.000	2	
97	1.5670	-4.31854	0.25506	-0.00070	0.01290	0.000	2.816	-0.000	2	
98	1.6170	-4.41707	0.25549	-0.00071	0.01300	0.000	2.816	-0.000	2	
99	1.6670	-4.51860	0.25592	-0.00072	0.01310	0.000	2.816	-0.000	2	
100	1.7170	-4.62313	0.25635	-0.00073	0.01320	0.000	2.816	-0.000	2	
101	1.7670	-4.73066	0.25678	-0.00074	0.01330	0.000	2.816	-0.000	2	
102	1.8170	-4.84119	0.25721	-0.00075	0.01340	0.000	2.816	-0.000	2	
103	1.8670	-4.95472	0.25764	-0.00076	0.01350	0.000	2.816	-0.000	2	
104	1.9170	-5.07125	0.25807	-0.00077	0.01360	0.000	2.816	-0.000	2	
105	1.9670	-5.19078	0.25850	-0.00078	0.01370	0.000	2.816	-0.000	2	
106	2.0170	-5.31331	0.25893	-0.00079	0.01380	0.000	2.816	-0.000	2	
107	2.0670	-5.43884	0.25936	-0.00080	0.01390	0.000	2.816	-0.000	2	
108	2.1170	-5.56737	0.25979	-0.00081	0.01400	0.000	2.816	-0.000	2	
109	2.1670	-5.69890	0.26022	-0.00082	0.01410	0.000	2.816	-0.000	2	
110	2.2170	-5.83343	0.26065	-0.00083	0.01420	0.000	2.816	-0.000	2	
111	2.2670	-5.97096	0.26108	-0.00084	0.01430	0.000	2.816	-0.000	2	
112	2.3170	-6.11149	0.26151	-0.00085	0.01440	0.000	2.816	-0.000	2	
113	2.3670	-6.25502	0.26194	-0.00086	0.01450	0.000	2.816	-0.000	2	
114	2.4170	-6.40155	0.26237	-0.00087	0.01460	0.000	2.816	-0.000	2	
115	2.4670	-6.55108	0.26280	-0.00088	0.01470	0.000	2.816	-0.000	2	
116	2.5170									

TABLE A-2-1: Four Estimated Conditional Moments of θ , Together with the Coefficients β_1 and β_2 , and Pearson's criterion κ (Continued)

DEGREE 5 CASE: Item 6

Sub- ject	$\hat{\theta}$	Mean	Conditional Moments Var.	3rd	4th	β_1	β_2	κ	Type
	(Failure)								
8	-2.0000	-2.44796	0.02954	-0.00434	0.00084	0.755	1.074	-0.268	1
16	-2.0000	-2.44796	0.02954	-0.00434	0.00084	0.094	2.507	-0.054	1
17	-2.0000	-2.14431	0.05411	-0.00114	3.33433	0.322	2.813	-0.337	1
18	-2.0000	-2.15446	0.04104	-0.00207	0.00491	0.007	2.917	-0.027	1
19	-2.0000	-2.16727	0.04276	-0.00045	0.00357	0.003	2.955	-0.020	2
21	-2.0000	-2.17594	0.04317	-0.00331	0.00551	0.001	2.972	-0.015	2
21	-2.0000	-1.98717	0.04363	-0.00022	0.00568	0.001	2.981	-0.015	2
22	-1.8000	-1.88828	0.04404	-0.00116	3.13583	0.333	2.989	-0.252	2
23	-1.8000	-1.79184	0.04435	-0.00312	0.00388	0.333	2.992	-0.210	2
24	-1.8000	-1.68545	0.04458	-0.00007	0.00595	0.000	2.994	-0.206	2
26	-1.8000	-1.50081	0.04479	-0.00007	0.00600	0.000	2.996	-0.205	2
26	-1.8000	-1.50184	0.04489	-0.00006	0.00607	0.000	2.996	-0.205	2
27	-1.4000	-1.40440	0.04503	-0.00000	0.00605	0.000	2.997	-0.204	2
28	-1.4000	-1.30718	0.04538	-0.00313	3.03630	0.333	2.998	-0.203	2
29	-1.4000	-1.20996	0.04515	-0.00003	0.00611	0.000	2.998	-0.203	2
30	-1.4000	-1.11187	0.04573	-0.00000	3.03630	0.333	2.998	-0.203	2
31	-1.0000	-1.01401	0.04573	-0.00000	0.00614	0.000	2.998	-0.203	2
31	-1.0000	-1.01413	0.04576	-0.00000	3.03630	0.333	2.998	-0.203	2
31	-2.0000	-2.41870	0.04528	-0.00000	0.00615	0.000	2.998	-0.203	2
34	-0.7000	-0.717024	0.04538	-0.00000	0.00615	0.000	2.999	-0.203	2
35	-0.7000	-0.62229	0.04594	0.00000	0.00615	0.000	2.999	-0.203	2
36	-0.7000	-0.52744	0.04527	0.00000	0.00615	0.000	2.999	-0.203	2
37	-0.4000	-0.42843	0.04529	0.00001	0.00614	0.000	2.999	-0.203	2
38	-0.3000	-0.32987	0.04522	0.00001	0.00612	0.000	2.999	-0.203	2
39	-0.2000	-0.23078	0.04518	0.00007	0.00612	0.000	2.999	-0.203	2
40	-0.1000	-0.13108	0.04514	0.00007	0.00611	0.000	2.999	-0.203	2
41	0.0000	0.03249	0.04538	0.00000	0.00613	0.333	2.999	-0.203	2
42	0.1000	0.13187	0.04501	0.00003	0.00611	0.000	2.999	-0.203	2
43	0.2000	0.23026	0.04483	0.00004	0.00609	0.333	2.998	-0.174	2
44	0.3000	0.32825	0.04484	0.00005	0.00603	0.000	2.998	-0.175	2
44	0.3000	0.42647	0.04440	0.00006	0.00600	0.000	2.998	-0.106	2
45	0.4000	0.52418	0.04444	0.00007	0.00588	0.000	2.998	-0.108	2
46	0.5000	0.62114	0.04477	0.00007	0.00582	0.333	2.997	-0.139	2
47	0.6000	0.71770	0.04407	0.00010	0.00587	0.000	2.997	-0.111	2
48	0.7000	0.81379	0.04344	0.00011	0.00576	0.000	2.999	-0.073	2
49	0.8000	0.90937	0.04270	0.00011	0.00571	0.333	3.000	-0.198	1
50	0.9000	1.00443	0.04138	0.00011	0.00565	0.000	3.004	-0.115	2
51	1.0000	1.10007	0.04015	0.00008	0.00561	0.000	3.013	0.002	2
52	1.1000	1.19541	0.03877	0.00001	0.00562	0.000	3.033	0.000	2
53	1.2000	1.29044	0.03737	0.00001	0.00567	0.001	3.033	0.007	2
54	1.3000	1.38516	0.03592	-0.00141	0.00569	0.333	3.071	0.115	2
55	1.4000	1.47956	0.03442	-0.00141	0.00569	0.333	3.112	0.115	2
56	1.5000	1.57359	0.03287	-0.00141	0.00569	0.333	3.152	0.115	2
57	1.6000	1.66724	0.03127	-0.00141	0.00569	0.333	3.192	0.115	2
58	1.7000	1.76051	0.02962	-0.00141	0.00569	0.333	3.232	0.115	2
59	1.8000	1.85338	0.02792	-0.00141	0.00569	0.333	3.272	0.115	2
60	1.9000	1.94585	0.02617	-0.00141	0.00569	0.333	3.312	0.115	2
61	2.0000	2.03792	0.02437	-0.00141	0.00569	0.333	3.352	0.115	2
62	2.1000	2.12959	0.02252	-0.00141	0.00569	0.333	3.392	0.115	2
63	2.2000	2.22086	0.02062	-0.00141	0.00569	0.333	3.432	0.115	2
64	2.3000	2.31173	0.01867	-0.00141	0.00569	0.333	3.472	0.115	2
65	2.4000	2.40220	0.01667	-0.00141	0.00569	0.333	3.512	0.115	2
66	2.5000	2.49227	0.01462	-0.00141	0.00569	0.333	3.552	0.115	2
67	2.6000	2.58194	0.01252	-0.00141	0.00569	0.333	3.592	0.115	2

TABLE A-2-1: Four Estimated Conditional Moments of θ , Together with the Coefficients β_1 and β_2 , and Pearson's criterion κ (Continued)

DEGREE 5 CASE: Item 6 (Continued)

Sub- ject	$\hat{\theta}$	Mean	Var.	3rd	4th	β_1	β_2	κ	Type
17	-1.0000	-1.51693	0.05160	-0.00234	0.00844	0.041	3.168	0.146	4
18	-1.1000	-1.37889	0.05160	-0.00310	0.01010	0.050	3.030	-0.525	1
19	-1.2000	-1.26686	0.05160	-0.00253	0.01161	0.074	2.827	-0.044	1
20	-1.3000	-1.17375	0.06725	-0.00014	0.01226	0.000	2.711	-0.000	2
21	-1.4000	-1.09599	0.06475	0.00273	0.01176	0.319	2.804	-1.337	1
22	-1.5000	-1.04630	0.05856	0.00169	0.01033	0.048	3.017	-0.711	1
23	-1.6000	-1.02655	0.05238	0.00247	0.00866	0.053	3.158	0.172	4
24	-1.7000	-1.03122	0.04407	0.00152	0.00734	0.021	3.176	0.055	4
25	-1.8000	-1.05177	0.04562	0.00079	0.00651	0.007	3.128	0.071	7
26	-1.9000	-1.07000	0.04443	0.00035	0.00567	0.001	3.076	0.007	7
27	-1.8000	-1.12648	0.04197	0.00111	0.00588	0.209	3.340	1.031	7
28	-1.7000	-1.17750	0.04188	-0.00001	0.00581	0.000	3.019	0.000	8
29	-1.6000	-1.23449	0.04158	-0.00007	0.00582	0.000	3.008	0.000	8
30	-1.5000	-1.30917	0.04415	-0.00009	0.00585	0.000	3.007	0.015	4
31	-1.4000	-1.39343	0.04475	-0.00009	0.00590	0.000	3.000	-0.072	1
32	-1.3000	-1.48727	0.04655	-0.00009	0.00595	0.000	2.998	-0.019	4
33	-1.2000	-1.59076	0.04733	-0.00008	0.00600	0.000	2.994	-0.012	8
34	-1.1000	-1.70499	0.04829	-0.00007	0.00604	0.000	2.994	-0.009	8
35	-1.0000	-1.83049	0.04943	-0.00006	0.00608	0.000	2.994	-0.007	8
36	-0.9000	-1.96776	0.05074	-0.00005	0.00611	0.000	2.994	-0.005	8
37	-0.8000	-2.11750	0.05226	-0.00004	0.00614	0.000	2.994	-0.004	8
38	-0.7000	-2.28049	0.05394	-0.00004	0.00616	0.000	2.994	-0.003	8
39	-0.6000	-2.45750	0.05581	-0.00003	0.00618	0.000	2.994	-0.002	8
40	-0.5000	-2.64966	0.05787	-0.00002	0.00620	0.000	2.994	-0.001	8
41	0.0000	-0.93175	0.04851	-0.00002	0.00621	0.000	2.994	-1.031	8
42	0.1000	0.13023	0.04854	-0.00001	0.00622	0.000	2.994	-0.000	8
43	0.2000	0.57473	0.04856	-0.00001	0.00622	0.000	2.994	-0.000	8
44	0.3000	0.97734	0.04857	-0.00000	0.00623	0.000	2.994	-0.000	8
45	0.4000	1.34991	0.04857	0.00000	0.00623	0.000	2.994	-0.000	8
46	0.5000	1.69444	0.04856	0.00001	0.00622	0.000	2.994	-0.000	8
47	0.6000	2.01102	0.04854	0.00001	0.00622	0.000	2.994	-0.000	8
48	0.7000	2.30151	0.04851	0.00001	0.00621	0.000	2.994	-0.001	8
49	0.8000	2.56994	0.04848	0.00000	0.00620	0.000	2.994	-0.001	8
50	0.9000	2.81827	0.04843	0.00000	0.00619	0.000	2.994	-0.002	8
51	1.0000	3.05150	0.04838	0.00000	0.00617	0.000	2.994	-0.003	8
52	1.1000	3.27458	0.04831	0.00000	0.00615	0.000	2.994	-0.003	8
53	1.2000	3.49221	0.04822	0.00000	0.00613	0.000	2.994	-0.004	8
54	1.3000	3.70922	0.04812	0.00000	0.00610	0.000	2.994	-0.005	8
55	1.4000	3.92769	0.04800	0.00000	0.00607	0.000	2.994	-0.005	8
56	1.5000	4.14846	0.04787	0.00000	0.00602	0.000	2.994	-0.006	8
57	1.6000	4.37149	0.04773	0.00000	0.00597	0.000	2.994	-0.007	8
58	1.7000	4.59772	0.04758	0.00000	0.00593	0.000	2.992	-0.008	8
59	1.8000	4.82711	0.04743	0.00000	0.00588	0.000	2.988	-0.011	8
60	1.9000	5.05960	0.04728	0.00000	0.00583	0.000	2.982	-0.013	8
61	2.0000	5.29623	0.04713	0.00000	0.00578	0.000	2.974	-0.016	2
62	2.1000	5.53704	0.04698	0.00000	0.00574	0.000	2.964	-0.021	2
63	2.2000	5.78204	0.04683	0.00000	0.00569	0.000	2.954	-0.026	1
64	2.3000	6.03125	0.04668	0.00000	0.00564	0.000	2.944	-0.031	1
65	2.4000	6.28466	0.04653	0.00000	0.00559	0.000	2.934	-0.036	1
66	2.5000	6.54227	0.04638	0.00000	0.00554	0.000	2.924	-0.041	1
67	2.6000	6.80406	0.04623	0.00000	0.00549	0.000	2.914	-0.046	1
68	2.7000	7.07001	0.04608	0.00000	0.00544	0.000	2.904	-0.051	1
69	2.8000	7.34010	0.04593	0.00000	0.00539	0.000	2.894	-0.056	1
70	2.9000	7.61433	0.04578	0.00000	0.00534	0.000	2.884	-0.061	1
71	3.0000	7.89270	0.04563	0.00000	0.00529	0.000	2.874	-0.066	1
72	3.1000	8.17521	0.04548	0.00000	0.00524	0.000	2.864	-0.071	1
73	3.2000	8.46186	0.04533	0.00000	0.00519	0.000	2.854	-0.076	1
74	3.3000	8.75265	0.04518	0.00000	0.00514	0.000	2.844	-0.081	1
75	3.4000	9.04758	0.04503	0.00000	0.00509	0.000	2.834	-0.086	1
76	3.5000	9.34665	0.04488	0.00000	0.00504	0.000	2.824	-0.091	1
77	3.6000	9.64986	0.04473	0.00000	0.00499	0.000	2.814	-0.096	1
78	3.7000	9.95721	0.04458	0.00000	0.00494	0.000	2.804	-0.101	1
79	3.8000	10.26870	0.04443	0.00000	0.00489	0.000	2.794	-0.106	1
80	3.9000	10.58433	0.04428	0.00000	0.00484	0.000	2.784	-0.111	1
81	4.0000	10.90410	0.04413	0.00000	0.00479	0.000	2.774	-0.116	1
82	4.1000	11.22801	0.04398	0.00000	0.00474	0.000	2.764	-0.121	1
83	4.2000	11.55606	0.04383	0.00000	0.00469	0.000	2.754	-0.126	1
84	4.3000	11.88825	0.04368	0.00000	0.00464	0.000	2.744	-0.131	1
85	4.4000	12.22458	0.04353	0.00000	0.00459	0.000	2.734	-0.136	1
86	4.5000	12.56505	0.04338	0.00000	0.00454	0.000	2.724	-0.141	1
87	4.6000	12.90966	0.04323	0.00000	0.00449	0.000	2.714	-0.146	1
88	4.7000	13.25841	0.04308	0.00000	0.00444	0.000	2.704	-0.151	1
89	4.8000	13.61130	0.04293	0.00000	0.00439	0.000	2.694	-0.156	1
90	4.9000	13.96833	0.04278	0.00000	0.00434	0.000	2.684	-0.161	1
91	5.0000	14.32950	0.04263	0.00000	0.00429	0.000	2.674	-0.166	1
92	5.1000	14.69481	0.04248	0.00000	0.00424	0.000	2.664	-0.171	1
93	5.2000	15.06426	0.04233	0.00000	0.00419	0.000	2.654	-0.176	1
94	5.3000	15.43785	0.04218	0.00000	0.00414	0.000	2.644	-0.181	1
95	5.4000	15.81558	0.04203	0.00000	0.00409	0.000	2.634	-0.186	1
96	5.5000	16.19745	0.04188	0.00000	0.00404	0.000	2.624	-0.191	1
97	5.6000	16.58346	0.04173	0.00000	0.00399	0.000	2.614	-0.196	1
98	5.7000	16.97361	0.04158	0.00000	0.00394	0.000	2.604	-0.201	1
99	5.8000	17.36790	0.04143	0.00000	0.00389	0.000	2.594	-0.206	1
100	5.9000	17.76633	0.04128	0.00000	0.00384	0.000	2.584	-0.211	1

TABLE A-2-1: Four Estimated Conditional Moments of θ , Together with the Coefficients B_1 and B_2 , and Pearson's criterion κ (Continued)

DEGREE 5 CASE: Item 7									
Sub- ject	$\hat{\theta}$	Mean	Conditional Moments Var.	3rd	4th	B_1	B_2	κ	Type
(Failure)									
15	-2.0000	-2.90146	0.02965	-0.00442	0.00092	0.749	1.041	-0.259	1
16	-2.5000	-2.42928	0.03610	-0.00210	0.00331	0.092	2.515	-0.359	1
17	-2.0000	-2.36674	0.03769	-0.00116	0.00444	0.007	2.816	-0.326	1
18	-2.3000	-2.25858	0.04165	-0.00070	0.00505	0.003	2.953	-0.314	2
19	-2.2000	-2.16706	0.04288	-0.00045	0.00543	0.001	2.972	-0.311	3
20	-2.1000	-2.07337	0.04369	-0.00031	0.00567	0.001	2.982	-0.309	4
21	-2.0000	-1.97822	0.04425	-0.00021	0.00584	0.001	2.988	-0.308	5
22	-1.9000	-1.88205	0.04464	-0.00015	0.00595	0.000	2.993	-0.307	6
23	-1.8000	-1.78516	0.04492	-0.00011	0.00604	0.000	2.997	-0.306	7
24	-1.7000	-1.68776	0.04511	-0.00007	0.00609	0.000	2.999	-0.305	8
25	-1.6000	-1.59001	0.04525	-0.00004	0.00613	0.000	2.999	-0.304	9
26	-1.5000	-1.49202	0.04534	-0.00003	0.00616	0.000	2.999	-0.303	10
27	-1.4000	-1.39388	0.04539	-0.00002	0.00617	0.000	2.999	-0.302	11
28	-1.3000	-1.29566	0.04541	-0.00002	0.00618	0.000	2.999	-0.301	12
29	-1.2000	-1.19742	0.04541	-0.00001	0.00618	0.000	2.998	-0.300	13
30	-1.1000	-1.09921	0.04539	-0.00001	0.00618	0.000	2.998	-0.299	14
31	-1.0000	-1.00106	0.04535	-0.00002	0.00617	0.000	2.998	-0.298	15
32	-0.9000	-0.90302	0.04529	-0.00003	0.00615	0.000	2.999	-0.297	16
33	-0.8000	-0.80510	0.04522	-0.00004	0.00613	0.000	2.999	-0.296	17
34	-0.7000	-0.70735	0.04514	-0.00005	0.00611	0.000	2.999	-0.295	18
35	-0.6000	-0.60980	0.04505	-0.00005	0.00608	0.000	2.999	-0.294	19
36	-0.5000	-0.51247	0.04493	-0.00006	0.00606	0.000	2.999	-0.293	20
37	-0.4000	-0.41540	0.04480	-0.00006	0.00602	0.000	2.998	-0.292	21
38	-0.3000	-0.31853	0.04465	-0.00007	0.00598	0.000	2.998	-0.291	22
39	-0.2000	-0.22177	0.04448	-0.00009	0.00593	0.000	2.997	-0.290	23
40	-0.1000	-0.12519	0.04428	-0.00010	0.00588	0.000	2.996	-0.289	24
41	0.0000	-0.02865	0.04405	-0.00012	0.00581	0.000	2.996	-0.288	25
42	0.1000	0.06616	0.04378	-0.00014	0.00574	0.000	2.995	-0.287	26
43	0.2000	0.15972	0.04345	-0.00016	0.00565	0.000	2.994	-0.286	27
44	0.3000	0.25233	0.04308	-0.00019	0.00555	0.000	2.993	-0.285	28
45	0.4000	0.34507	0.04265	-0.00021	0.00544	0.000	2.993	-0.284	29
46	0.5000	0.43680	0.04216	-0.00023	0.00533	0.001	2.992	-0.283	30
47	0.6000	0.52745	0.04165	-0.00023	0.00522	0.001	2.992	-0.282	31
48	0.7000	0.61797	0.04113	-0.00023	0.00511	0.001	2.991	-0.281	32
49	0.8000	0.70808	0.04060	-0.00024	0.00500	0.001	2.991	-0.280	33
50	0.9000	0.79793	0.04016	-0.00024	0.00489	0.001	2.990	-0.279	34
51	1.0000	0.88741	0.03971	-0.00023	0.00478	0.001	2.989	-0.278	35
52	1.1000	0.97654	0.03926	-0.00022	0.00467	0.001	2.988	-0.277	36
53	1.2000	1.06526	0.03880	-0.00021	0.00456	0.001	2.987	-0.276	37
54	1.3000	1.15357	0.03835	-0.00020	0.00445	0.001	2.986	-0.275	38
55	1.4000	1.24146	0.03790	-0.00019	0.00434	0.001	2.985	-0.274	39
56	1.5000	1.32891	0.03745	-0.00018	0.00423	0.001	2.984	-0.273	40
57	1.6000	1.41592	0.03700	-0.00017	0.00412	0.001	2.983	-0.272	41
58	1.7000	1.50249	0.03655	-0.00016	0.00401	0.001	2.982	-0.271	42
59	1.8000	1.58862	0.03610	-0.00015	0.00390	0.001	2.981	-0.270	43
60	1.9000	1.67431	0.03565	-0.00014	0.00379	0.001	2.980	-0.269	44
61	2.0000	1.75956	0.03520	-0.00013	0.00368	0.001	2.979	-0.268	45
62	2.1000	1.84437	0.03475	-0.00012	0.00357	0.001	2.978	-0.267	46
63	2.2000	1.92874	0.03430	-0.00011	0.00346	0.001	2.977	-0.266	47
64	2.3000	2.01267	0.03385	-0.00010	0.00335	0.001	2.976	-0.265	48
65	2.4000	2.09616	0.03340	-0.00009	0.00324	0.001	2.975	-0.264	49
66	2.5000	2.17921	0.03295	-0.00008	0.00313	0.001	2.974	-0.263	50
67	2.6000	2.26182	0.03250	-0.00007	0.00302	0.001	2.973	-0.262	51
68	2.7000	2.34400	0.03205	-0.00006	0.00291	0.001	2.972	-0.261	52
69	2.8000	2.42575	0.03160	-0.00005	0.00280	0.001	2.971	-0.260	53
70	2.9000	2.50707	0.03115	-0.00004	0.00269	0.001	2.970	-0.259	54
71	3.0000	2.58796	0.03070	-0.00003	0.00258	0.001	2.969	-0.258	55
72	3.1000	2.66842	0.03025	-0.00002	0.00247	0.001	2.968	-0.257	56
73	3.2000	2.74845	0.02980	-0.00001	0.00236	0.001	2.967	-0.256	57
74	3.3000	2.82805	0.02935	0.00000	0.00225	0.001	2.966	-0.255	58
75	3.4000	2.90722	0.02890	0.00000	0.00214	0.001	2.965	-0.254	59
76	3.5000	2.98597	0.02845	0.00000	0.00203	0.001	2.964	-0.253	60
77	3.6000	3.06430	0.02800	0.00000	0.00192	0.001	2.963	-0.252	61
78	3.7000	3.14221	0.02755	0.00000	0.00181	0.001	2.962	-0.251	62
79	3.8000	3.21970	0.02710	0.00000	0.00170	0.001	2.961	-0.250	63
80	3.9000	3.29677	0.02665	0.00000	0.00159	0.001	2.960	-0.249	64
81	4.0000	3.37342	0.02620	0.00000	0.00148	0.001	2.959	-0.248	65
82	4.1000	3.44965	0.02575	0.00000	0.00137	0.001	2.958	-0.247	66
83	4.2000	3.52546	0.02530	0.00000	0.00126	0.001	2.957	-0.246	67
84	4.3000	3.60085	0.02485	0.00000	0.00115	0.001	2.956	-0.245	68
85	4.4000	3.67582	0.02440	0.00000	0.00104	0.001	2.955	-0.244	69
86	4.5000	3.75037	0.02395	0.00000	0.00093	0.001	2.954	-0.243	70
87	4.6000	3.82450	0.02350	0.00000	0.00082	0.001	2.953	-0.242	71
88	4.7000	3.89821	0.02305	0.00000	0.00071	0.001	2.952	-0.241	72
89	4.8000	3.97150	0.02260	0.00000	0.00060	0.001	2.951	-0.240	73
90	4.9000	4.04437	0.02215	0.00000	0.00049	0.001	2.950	-0.239	74
91	5.0000	4.11682	0.02170	0.00000	0.00038	0.001	2.949	-0.238	75
92	5.1000	4.18885	0.02125	0.00000	0.00027	0.001	2.948	-0.237	76
93	5.2000	4.26046	0.02080	0.00000	0.00016	0.001	2.947	-0.236	77
94	5.3000	4.33165	0.02035	0.00000	0.00005	0.001	2.946	-0.235	78
95	5.4000	4.40242	0.01990	0.00000	0.00000	0.001	2.945	-0.234	79
96	5.5000	4.47277	0.01945	0.00000	0.00000	0.001	2.944	-0.233	80
97	5.6000	4.54270	0.01900	0.00000	0.00000	0.001	2.943	-0.232	81
98	5.7000	4.61221	0.01855	0.00000	0.00000	0.001	2.942	-0.231	82
99	5.8000	4.68130	0.01810	0.00000	0.00000	0.001	2.941	-0.230	83
100	5.9000	4.75097	0.01765	0.00000	0.00000	0.001	2.940	-0.229	84

(Success)

15	-0.7000	-0.74825	0.04918	-0.00282	0.00749	0.067	3.098	-11.373	1
16	-0.6000	-0.63496	0.05562	-0.00279	0.00913	0.052	2.949	-0.153	1
17	-0.5000	-0.50917	0.06120	-0.00190	0.01038	0.016	2.773	-0.024	2
18	-0.4000	-0.37297	0.06677	-0.00035	0.01081	0.000	2.725	-0.001	2
19	-0.3000	-0.23924	0.07190	0.00020	0.01027	0.022	2.653	-0.047	1
20	-0.2000	-0.11821	0.07644	0.00059	0.00905	0.041	2.601	-0.137	1
21	-0.1000	0.00013	0.08004	0.00122	0.00771	0.031	2.549	-0.124	4
22	0.0000	0.11739	0.08308	0.00199	0.00668	0.015	2.513	-0.044	6
23	0.1000	0.22938	0.08513	0.00280	0.00584	0.005	2.483	-0.017	7
24	0.2000	0.33639	0.08675	0.00368	0.00500	0.001	2.460	0.006	7
25	0.3000	0.43738	0.08769	-0.00001	0.00455	0.000	2.435	0.021	7
26	0.4000	0.53237	0.08792	-0.00006	0.00400	0.000	2.417	0.000	8
27	0.5000	0.62140	0.08748	-0.00007	0.00353	0.000	2.407	0.002	8
28	0.6000	0.70453	0.08639	-0.00007	0.00317	0.000	2.402		

TABLE A-2-1: Four Estimated Conditional Moments of θ , Together with the Coefficients β_1 and β_2 , and Pearson's criterion κ (Continued)

DEGREE 5 CASE: Item 8									
Sub-ject	$\hat{\theta}$	Mean	Var.	3rd	4th	β_1	β_2	κ	Type
15	-2.6030	-2.49560	0.02581	-0.00414	0.00110	0.639	1.272	-0.274	1
16	-2.5030	-2.47764	0.03617	-0.00199	0.00133	0.086	2.554	-0.056	1
17	-2.4030	-2.34159	0.13984	-0.13113	0.00434	0.023	2.824	-0.337	1
18	-2.3030	-2.25418	0.04127	-0.00068	0.00497	0.003	2.917	-0.026	1
19	-2.2030	-2.16387	0.05246	-0.00054	0.00333	0.003	2.955	-0.170	1
20	-2.1030	-2.13976	0.18326	-0.00030	0.00556	0.001	2.974	-0.018	2
21	-2.0030	-2.10213	0.04391	-0.00077	0.00573	0.001	2.981	-0.012	2
22	-1.9030	-1.84131	0.05822	-0.13216	0.00585	0.003	2.989	-0.310	2
23	-1.8030	-1.74530	0.04841	-0.00009	0.00593	0.000	2.997	-0.008	2
24	-1.7030	-1.68871	0.05476	-0.00012	0.00605	0.000	2.995	-0.006	2
25	-1.6030	-1.59168	0.05494	-0.00007	0.00609	0.000	2.996	-0.006	2
26	-1.5030	-1.48536	0.05508	-0.00006	0.00612	0.000	2.997	-0.005	2
27	-1.4030	-1.39685	0.05527	-0.00005	0.00615	0.000	2.998	-0.004	2
28	-1.3030	-1.31907	0.05529	-0.00004	0.00617	0.000	2.999	-0.003	2
29	-1.2030	-1.23071	0.05536	-0.00003	0.00619	0.000	2.999	-0.002	2
30	-1.1030	-1.14251	0.05542	-0.00002	0.00620	0.000	2.999	-0.001	2
31	-1.0030	-1.05449	0.05551	-0.00002	0.00621	0.000	2.999	-0.001	2
32	-0.9030	-0.96730	0.05554	-0.00001	0.00622	0.000	2.999	-0.001	2
33	-0.8030	-0.87987	0.05556	-0.00001	0.00623	0.000	2.999	-0.001	2
34	-0.7030	-0.79317	0.05558	-0.00001	0.00623	0.000	2.999	-0.001	2
35	-0.6030	-0.70617	0.05559	-0.00001	0.00623	0.000	2.999	-0.001	2
36	-0.5030	-0.61981	0.05559	-0.00001	0.00623	0.000	2.999	-0.001	2
37	-0.4030	-0.53429	0.05560	-0.00000	0.00623	0.000	2.999	-0.001	2
38	-0.3030	-0.44842	0.05560	-0.00000	0.00623	0.000	2.999	-0.001	2
39	-0.2030	-0.36281	0.05560	-0.00000	0.00623	0.000	2.999	-0.001	2
40	-0.1030	-0.27730	0.05560	-0.00000	0.00623	0.000	2.999	-0.001	2
41	0.0030	-0.19181	0.05560	0.00000	0.00623	0.000	2.999	-0.001	2
42	0.1030	-0.10632	0.05559	0.00000	0.00623	0.000	2.999	-0.001	2
43	0.2030	-0.02081	0.05558	0.00000	0.00623	0.000	2.999	-0.001	2
44	0.3030	0.06468	0.05557	0.00000	0.00623	0.000	2.999	-0.001	2
45	0.4030	0.15017	0.05557	0.00000	0.00623	0.000	2.999	-0.001	2
46	0.5030	0.23568	0.05557	0.00000	0.00623	0.000	2.999	-0.001	2
47	0.6030	0.32117	0.05557	0.00000	0.00623	0.000	2.999	-0.001	2
48	0.7030	0.40668	0.05557	0.00000	0.00623	0.000	2.999	-0.001	2
49	0.8030	0.49217	0.05556	0.00000	0.00623	0.000	2.999	-0.001	2
50	0.9030	0.57768	0.05556	0.00000	0.00623	0.000	2.999	-0.001	2
51	1.0030	0.66317	0.05556	0.00000	0.00623	0.000	2.999	-0.001	2
52	1.1030	0.74868	0.05556	0.00000	0.00623	0.000	2.999	-0.001	2
53	1.2030	0.83417	0.05556	0.00000	0.00623	0.000	2.999	-0.001	2
54	1.3030	0.91968	0.05556	0.00000	0.00623	0.000	2.999	-0.001	2
55	1.4030	1.00517	0.05556	0.00000	0.00623	0.000	2.999	-0.001	2
56	1.5030	1.09068	0.05556	0.00000	0.00623	0.000	2.999	-0.001	2
57	1.6030	1.17617	0.05556	0.00000	0.00623	0.000	2.999	-0.001	2
58	1.7030	1.26168	0.05556	0.00000	0.00623	0.000	2.999	-0.001	2
59	1.8030	1.34717	0.05556	0.00000	0.00623	0.000	2.999	-0.001	2
60	1.9030	1.43268	0.05556	0.00000	0.00623	0.000	2.999	-0.001	2
61	2.0030	1.51817	0.05556	0.00000	0.00623	0.000	2.999	-0.001	2
62	2.1030	1.60368	0.05556	0.00000	0.00623	0.000	2.999	-0.001	2
63	2.2030	1.68917	0.05556	0.00000	0.00623	0.000	2.999	-0.001	2
64	2.3030	1.77468	0.05556	0.00000	0.00623	0.000	2.999	-0.001	2
65	2.4030	1.86017	0.05556	0.00000	0.00623	0.000	2.999	-0.001	2
66	2.5030	1.94568	0.05556	0.00000	0.00623	0.000	2.999	-0.001	2
67	2.6030	2.03117	0.05556	0.00000	0.00623	0.000	2.999	-0.001	2
68	2.7030	2.11668	0.05556	0.00000	0.00623	0.000	2.999	-0.001	2
69	2.8030	2.20217	0.05556	0.00000	0.00623	0.000	2.999	-0.001	2
70	2.9030	2.28768	0.05556	0.00000	0.00623	0.000	2.999	-0.001	2
71	3.0030	2.37317	0.05556	0.00000	0.00623	0.000	2.999	-0.001	2
72	3.1030	2.45868	0.05556	0.00000	0.00623	0.000	2.999	-0.001	2
73	3.2030	2.54417	0.05556	0.00000	0.00623	0.000	2.999	-0.001	2
74	3.3030	2.62968	0.05556	0.00000	0.00623	0.000	2.999	-0.001	2
75	3.4030	2.71517	0.05556	0.00000	0.00623	0.000	2.999	-0.001	2
76	3.5030	2.80068	0.05556	0.00000	0.00623	0.000	2.999	-0.001	2
77	3.6030	2.88617	0.05556	0.00000	0.00623	0.000	2.999	-0.001	2
78	3.7030	2.97168	0.05556	0.00000	0.00623	0.000	2.999	-0.001	2
79	3.8030	3.05717	0.05556	0.00000	0.00623	0.000	2.999	-0.001	2
80	3.9030	3.14268	0.05556	0.00000	0.00623	0.000	2.999	-0.001	2
81	4.0030	3.22817	0.05556	0.00000	0.00623	0.000	2.999	-0.001	2
82	4.1030	3.31368	0.05556	0.00000	0.00623	0.000	2.999	-0.001	2
83	4.2030	3.39917	0.05556	0.00000	0.00623	0.000	2.999	-0.001	2
84	4.3030	3.48468	0.05556	0.00000	0.00623	0.000	2.999	-0.001	2
85	4.4030	3.57017	0.05556	0.00000	0.00623	0.000	2.999	-0.001	2
86	4.5030	3.65568	0.05556	0.00000	0.00623	0.000	2.999	-0.001	2
87	4.6030	3.74117	0.05556	0.00000	0.00623	0.000	2.999	-0.001	2
88	4.7030	3.82668	0.05556	0.00000	0.00623	0.000	2.999	-0.001	2
89	4.8030	3.91217	0.05556	0.00000	0.00623	0.000	2.999	-0.001	2
90	4.9030	3.99768	0.05556	0.00000	0.00623	0.000	2.999	-0.001	2
91	5.0030	4.08317	0.05556	0.00000	0.00623	0.000	2.999	-0.001	2
92	5.1030	4.16868	0.05556	0.00000	0.00623	0.000	2.999	-0.001	2
93	5.2030	4.25417	0.05556	0.00000	0.00623	0.000	2.999	-0.001	2
94	5.3030	4.33968	0.05556	0.00000	0.00623	0.000	2.999	-0.001	2
95	5.4030	4.42517	0.05556	0.00000	0.00623	0.000	2.999	-0.001	2
96	5.5030	4.51068	0.05556	0.00000	0.00623	0.000	2.999	-0.001	2
97	5.6030	4.59617	0.05556	0.00000	0.00623	0.000	2.999	-0.001	2
98	5.7030	4.68168	0.05556	0.00000	0.00623	0.000	2.999	-0.001	2
99	5.8030	4.76717	0.05556	0.00000	0.00623	0.000	2.999	-0.001	2
100	5.9030	4.85268	0.05556	0.00000	0.00623	0.000	2.999	-0.001	2

TABLE A-2-1: Four Estimated Conditional Moments of θ , Together with the Coefficients β_1 and β_2 , and Pearson's criterion κ (Continued)

DEGREE 5 CASE: Item 9									
Sub-ject	$\hat{\theta}$	Mean	Conditional Moments			β_1	β_2	κ	Type
(Failure)			Var.	3rd	4th				
12	-2.5000	-2.49937	0.02861	-0.00478	0.00057	0.958	0.695	4.550	8
13	-2.5000	-2.47887	0.03570	-0.00222	0.00314	0.109	2.462	-0.061	1
17	-2.5000	-2.34736	0.03428	-0.00122	0.00432	0.025	2.802	-0.040	1
18	-2.5000	-2.25598	0.04134	-0.00074	0.00497	0.008	2.909	-0.028	1
19	-2.2000	-2.16904	0.04265	-0.00049	0.00537	0.003	2.952	-0.022	2
20	-2.1000	-2.07577	0.04353	-0.00034	0.00563	0.001	2.972	-0.017	2
21	-2.0000	-1.98090	0.04415	-0.00024	0.00581	0.001	2.982	-0.014	8
22	-1.9000	-1.88487	0.04461	-0.00018	0.00595	0.000	2.988	-0.011	8
23	-1.8000	-1.78798	0.04498	-0.00014	0.00605	0.000	2.992	-0.009	8
24	-1.7000	-1.69053	0.04522	-0.00011	0.00612	0.000	2.994	-0.008	8
25	-1.6000	-1.59236	0.04543	-0.00009	0.00618	0.000	2.995	-0.008	8
26	-1.5000	-1.49389	0.04560	-0.00007	0.00623	0.000	2.996	-0.007	8
27	-1.4000	-1.39511	0.04573	-0.00005	0.00627	0.000	2.997	-0.006	8
28	-1.3000	-1.29608	0.04583	-0.00004	0.00629	0.000	2.998	-0.005	8
29	-1.2000	-1.19685	0.04590	-0.00003	0.00632	0.000	2.998	-0.005	8
30	-1.1000	-1.09743	0.04596	-0.00002	0.00633	0.000	2.998	-0.004	8
31	-1.0000	-1.00000	0.04599	-0.00001	0.00634	0.000	2.998	-0.004	8
32	-0.9000	-0.90381	0.04601	0.00000	0.00635	0.000	2.999	-0.003	8
33	-0.8000	-0.80786	0.04602	0.00000	0.00635	0.000	2.999	-0.003	8
34	-0.7000	-0.71212	0.04601	0.00001	0.00635	0.000	2.999	-0.003	8
35	-0.6000	-0.61659	0.04599	0.00002	0.00634	0.000	2.999	-0.003	8
36	-0.5000	-0.52132	0.04597	0.00003	0.00634	0.000	2.999	-0.003	8
37	-0.4000	-0.42631	0.04593	0.00002	0.00633	0.000	2.999	-0.003	8
38	-0.3000	-0.33169	0.04589	0.00002	0.00632	0.000	2.999	-0.003	8
39	-0.2000	-0.23757	0.04584	0.00002	0.00630	0.000	2.999	-0.004	8
40	-0.1000	-0.14396	0.04578	0.00003	0.00629	0.000	2.999	-0.005	8
41	0.0000	0.00000	0.04572	0.00003	0.00627	0.000	2.999	-0.006	8
42	0.1000	0.09785	0.04565	0.00003	0.00625	0.000	2.999	-0.006	8
43	0.2000	0.19533	0.04558	0.00004	0.00623	0.000	2.999	-0.007	8
44	0.3000	0.29236	0.04550	0.00004	0.00621	0.000	2.999	-0.007	8
45	0.4000	0.38906	0.04540	0.00004	0.00618	0.000	2.999	-0.007	8
46	0.5000	0.48548	0.04530	0.00005	0.00615	0.000	2.999	-0.008	8
47	0.6000	0.58157	0.04519	0.00006	0.00612	0.000	2.998	-0.008	8
48	0.7000	0.67739	0.04506	0.00006	0.00609	0.000	2.998	-0.009	8
49	0.8000	0.77292	0.04492	0.00007	0.00605	0.000	2.997	-0.009	8
50	0.9000	0.86818	0.04478	0.00008	0.00600	0.000	2.997	-0.009	8
51	1.0000	0.96318	0.04464	0.00010	0.00594	0.000	2.996	-0.010	8
52	1.1000	1.05793	0.04451	0.00012	0.00588	0.000	2.994	-0.011	8
53	1.2000	1.15243	0.04438	0.00015	0.00579	0.000	2.992	-0.012	8
54	1.3000	1.24669	0.04424	0.00019	0.00569	0.000	2.988	-0.014	8
55	1.4000	1.34070	0.04410	0.00025	0.00556	0.001	2.982	-0.016	8
56	1.5000	1.43447	0.04397	0.00034	0.00537	0.002	2.972	-0.019	2
57	1.6000	1.52797	0.04385	0.00046	0.00512	0.003	2.954	-0.023	2
58	1.7000	1.62125	0.04373	0.00061	0.00476	0.008	2.916	-0.030	1
59	1.8000	1.71431	0.04362	0.00077	0.00438	0.027	2.826	-0.040	1
60	1.9000	1.80710	0.04352	0.00103	0.00397	0.085	2.562	-0.058	1
61	2.0000	1.89976	0.04345	0.00144	0.00350	0.385	1.393	-0.149	1
(Success)									
62	0.1000	0.09743	0.04625	-0.00558	0.00008	4.681	3.328	4.794	6
63	0.2000	0.19433	0.04612	-0.00589	0.00125	13.496	98.317	3.468	8
64	0.3000	0.29146	0.04607	-0.00601	0.00376	12.514	12.007	-3.172	1
65	0.4000	0.38797	0.04602	-0.00603	0.00825	9.315	3.793	-1.334	2
66	0.5000	0.48381	0.04598	-0.00604	0.01609	18.799	17.227	-4.250	1
67	0.6000	0.57906	0.04593	-0.00604	0.02790	3.242	92.680	0.121	6
68	0.7000	0.67379	0.04589	-0.00604	0.04409	4.274	2.544	0.899	4
69	0.8000	0.76806	0.04585	-0.00603	0.06621	0.645	1.956	-0.172	1
70	0.9000	0.86188	0.04580	-0.00602	0.09535	0.144	2.227	-0.087	1
71	1.0000	0.95518	0.04576	-0.00601	0.13126	0.041	2.768	-0.052	1
72	1.1000	1.04797	0.04571	-0.00600	0.17379	0.013	2.867	-0.033	1
73	1.2000	1.14025	0.04566	-0.00599	0.22308	0.004	2.916	-0.018	2
74	1.3000	1.23204	0.04562	-0.00598	0.27929	0.001	2.940	-0.007	2
75	1.4000	1.32333	0.04558	-0.00597	0.34249	0.000	2.953	-0.001	2
76	1.5000	1.41412	0.04554	-0.00596	0.41279	0.000	2.957	-0.000	2
77	1.6000	1.50441	0.04550	-0.00595	0.48920	0.000	2.957	-0.000	2
78	1.7000	1.59420	0.04546	-0.00594	0.57173	0.000	2.957	-0.000	2
79	1.8000	1.68359	0.04542	-0.00593	0.66048	0.000	2.957	-0.000	2
80	1.9000	1.77258	0.04538	-0.00592	0.75443	0.000	2.957	-0.000	2
81	2.0000	1.86117	0.04534	-0.00591	0.85358	0.000	2.957	-0.000	2
82	2.1000	1.94936	0.04530	-0.00590	0.95789	0.000	2.957	-0.000	2
83	2.2000	2.03715	0.04526	-0.00589	1.06736	0.000	2.957	-0.000	2
84	2.3000	2.12454	0.04522	-0.00588	1.18199	0.000	2.957	-0.000	2
85	2.4000	2.21153	0.04518	-0.00587	1.30178	0.000	2.957	-0.000	2
86	2.5000	2.29812	0.04514	-0.00586	1.42663	0.000	2.957	-0.000	2
87	2.6000	2.38431	0.04510	-0.00585	1.55654	0.000	2.957	-0.000	2
88	2.7000	2.47010	0.04506	-0.00584	1.69151	0.000	2.957	-0.000	2
89	2.8000	2.55549	0.04502	-0.00583	1.83154	0.000	2.957	-0.000	2
90	2.9000	2.64048	0.04498	-0.00582	1.97663	0.000	2.957	-0.000	2
91	3.0000	2.72507	0.04494	-0.00581	2.12678	0.000	2.957	-0.000	2
92	3.1000	2.80926	0.04490	-0.00580	2.28199	0.000	2.957	-0.000	2
93	3.2000	2.89305	0.04486	-0.00579	2.44226	0.000	2.957	-0.000	2
94	3.3000	2.97644	0.04482	-0.00578	2.60759	0.000	2.957	-0.000	2
95	3.4000	3.05943	0.04478	-0.00577	2.77798	0.000	2.957	-0.000	2
96	3.5000	3.14202	0.04474	-0.00576	2.95343	0.000	2.957	-0.000	2
97	3.6000	3.22421	0.04470	-0.00575	3.13394	0.000	2.957	-0.000	2
98	3.7000	3.30600	0.04466	-0.00574	3.31951	0.000	2.957	-0.000	2
99	3.8000	3.38739	0.04462	-0.00573	3.51014	0.000	2.957	-0.000	2
100	3.9000	3.46838	0.04458	-0.00572	3.70583	0.000	2.957	-0.000	2

TABLE A-2-1: Four Estimated Conditional Moments of θ , Together with the Coefficients β_1 and β_2 , and Pearson's criterion κ (Continued)

DEGREE 5 CASE: Item 10

Sub- ject	$\hat{\theta}$	Mean	Conditional Moments Var.	3rd	4th	β_1	β_2	κ	Type
(Failure)									
15	-2.6000	-2.49697	0.02985	-0.00417	0.00108	0.653	1.210	-0.181	1
16	-2.5000	-2.47669	0.03614	-0.00201	0.00132	0.086	2.539	-0.056	1
17	-2.4000	-2.34260	0.03939	-0.00112	0.00438	0.020	2.823	-0.037	1
18	-2.3000	-2.25514	0.04129	-0.00069	0.00497	0.007	2.916	-0.027	1
19	-2.2000	-2.16641	0.04250	-0.00045	0.00534	0.003	2.955	-0.020	2
20	-2.1000	-2.07154	0.04331	-0.00031	0.00558	0.001	2.973	-0.016	2
21	-2.0000	-1.97718	0.04389	-0.00023	0.00575	0.001	2.983	-0.013	8
22	-1.9000	-1.88176	0.04431	-0.00017	0.00587	0.000	2.989	-0.011	8
23	-1.8000	-1.78553	0.04463	-0.00013	0.00596	0.000	2.992	-0.008	8
24	-1.7000	-1.68869	0.04488	-0.00010	0.00603	0.000	2.995	-0.008	8
25	-1.6000	-1.59137	0.04509	-0.00008	0.00609	0.000	2.996	-0.007	8
26	-1.5000	-1.49365	0.04525	-0.00007	0.00614	0.000	2.997	-0.006	8
27	-1.4000	-1.39561	0.04539	-0.00006	0.00618	0.000	2.998	-0.006	8
28	-1.3000	-1.29729	0.04550	-0.00005	0.00621	0.000	2.998	-0.005	8
29	-1.2000	-1.19875	0.04560	-0.00004	0.00623	0.000	2.999	-0.005	8
30	-1.1000	-1.10001	0.04568	-0.00004	0.00626	0.000	2.999	-0.005	8
31	-1.0000	-1.00111	0.04576	-0.00003	0.00628	0.000	2.999	-0.004	8
32	-0.9000	-0.90205	0.04582	-0.00003	0.00630	0.000	2.999	-0.004	8
33	-0.8000	-0.80386	0.04588	-0.00002	0.00631	0.000	2.999	-0.003	8
34	-0.7000	-0.70555	0.04593	-0.00002	0.00633	0.000	2.999	-0.003	8
35	-0.6000	-0.60645	0.04597	-0.00002	0.00634	0.000	2.999	-0.002	8
36	-0.5000	-0.50666	0.04601	-0.00002	0.00635	0.000	2.999	-0.002	8
37	-0.4000	-0.40509	0.04604	-0.00001	0.00636	0.000	2.999	-0.001	8
38	-0.3000	-0.30254	0.04607	-0.00001	0.00637	0.000	2.999	-0.001	8
39	-0.2000	-0.20057	0.04609	-0.00001	0.00637	0.000	2.999	-0.000	8
40	-0.1000	-0.10060	0.04610	-0.00001	0.00638	0.000	2.999	-0.000	8
41	0.0000	0.00063	0.04611	-0.00000	0.00638	0.000	2.999	-0.000	8
42	0.1000	0.09367	0.04612	-0.00000	0.00638	0.000	2.999	-0.000	8
43	0.2000	0.19373	0.04611	0.00000	0.00638	0.000	2.999	-0.000	8
44	0.3000	0.29299	0.04611	0.00001	0.00638	0.000	2.999	-0.000	8
45	0.4000	0.39277	0.04607	0.00001	0.00637	0.000	2.999	-0.000	8
46	0.5000	0.49239	0.04606	0.00001	0.00636	0.000	2.999	-0.001	8
47	0.6000	0.59201	0.04603	0.00002	0.00635	0.000	2.999	-0.001	8
48	0.7000	0.69154	0.04599	0.00002	0.00634	0.000	2.999	-0.002	8
49	0.8000	0.79098	0.04594	0.00003	0.00631	0.000	2.999	-0.002	8
50	0.9000	0.89029	0.04587	0.00003	0.00631	0.000	2.999	-0.003	8
51	1.0000	0.98964	0.04580	0.00004	0.00629	0.000	2.998	-0.004	8
52	1.1000	1.08862	0.04570	0.00005	0.00626	0.000	2.998	-0.004	8
53	1.2000	1.18718	0.04559	0.00006	0.00623	0.000	2.998	-0.005	8
54	1.3000	1.28567	0.04546	0.00007	0.00619	0.000	2.997	-0.006	8
55	1.4000	1.38384	0.04530	0.00008	0.00615	0.000	2.996	-0.007	8
56	1.5000	1.48162	0.04510	0.00010	0.00609	0.000	2.995	-0.008	8
57	1.6000	1.57892	0.04484	0.00013	0.00602	0.000	2.993	-0.009	8
58	1.7000	1.67580	0.04452	0.00017	0.00593	0.000	2.989	-0.011	8
59	1.8000	1.77148	0.04410	0.00022	0.00580	0.001	2.984	-0.013	8
60	1.9000	1.86610	0.04353	0.00031	0.00564	0.001	2.975	-0.016	2
61	2.0000	1.95765	0.04273	0.00044	0.00540	0.002	2.957	-0.020	2
62	2.1000	2.04591	0.04156	0.00066	0.00505	0.004	2.921	-0.026	1
63	2.2000	2.13094	0.03972	0.00108	0.00447	0.018	2.835	-0.036	1
64	2.3000	2.21179	0.03659	0.00192	0.00345	0.075	2.578	-0.054	1
65	2.4000	2.29516	0.03059	0.00394	0.00133	0.542	1.420	-0.136	1
(Success)									
66	0.3000	0.11887	0.04561	-0.00263	0.00733	0.073	3.523	0.068	4
67	0.4000	0.21980	0.04541	-0.00557	0.01035	0.194	3.407	0.352	4
68	0.5000	0.31857	0.04522	-0.01763	0.01424	0.176	2.971	-0.226	1
69	0.6000	0.41433	0.04500	-0.03114	0.01648	0.018	2.428	-0.011	2
70	0.7000	0.49793	0.04559	-0.00539	0.01610	0.058	2.544	-0.041	1
71	0.8000	0.57925	0.04627	0.01739	0.01312	0.206	3.177	-0.015	1
72	0.9000	0.65790	0.04610	0.00054	0.00930	0.155	3.563	0.182	4
73	1.0000	0.73464	0.04583	0.01393	0.00679	0.343	3.457	0.042	4
74	1.1000	0.80875	0.04541	0.00097	0.00566	0.004	3.235	0.007	7
75	1.2000	0.87944	0.04432	-0.03092	0.00528	0.003	3.096	0.000	7
76	1.3000	0.94704	0.04364	-0.00074	0.00526	0.001	3.032	0.010	7
77	1.4000	1.01280	0.04225	-0.00030	0.00516	0.101	3.105	0.128	4
78	1.5000	1.07691	0.04091	-0.00030	0.00551	0.001	2.994	-0.055	1
79	1.6000	1.13941	0.04052	-0.00026	0.00566	0.001	2.988	-0.023	8
80	1.7000	1.19943	0.04032	-0.00027	0.00578	0.000	2.983	-0.010	8
81	1.8000	1.25717	0.04037	-0.00011	0.00586	0.000	2.977	-0.002	8
82	1.9000	1.31294	0.04041	-0.00013	0.00594	0.000	2.970	-0.003	2
83	2.0000	1.36611	0.04045	0.00015	0.00582	0.000	2.960	-0.002	2
84	2.1000	1.41718	0.04048	0.00034	0.00566	0.001	2.944	-0.009	2
85	2.2000	1.46565	0.04063	0.00063	0.00534	0.005	2.913	-0.020	2
86	2.3000	1.51182	0.04104	0.00104	0.00477	0.017	2.838	-0.034	1
87	2.4000	1.55594	0.04176	0.00192	0.00375	0.368	2.614	-0.054	1
88	2.5000	1.60009	0.04194	0.00385	0.00167	0.455	1.635	-0.115	1

DISTRIBUTION LIST

Navy

Navy

- | | | | |
|---|---|---|---|
| 1 | Dr. Ed Aiken
Navy Personnel R&D Center
San Diego, CA 92152 | 1 | CHAIRMAN, LEADERSHIP & LAW DEPT.
DIV. OF PROFESSIONAL DEVELOPMENT
U.S. NAVAL ACADEMY
ANNAPOLIS, MD 21402 |
| 1 | Dr. Jack R. Forsting
Provost & Academic Dean
U.S. Naval Postgraduate School
Monterey, CA 93940 | 1 | Dr. James McBride
Code 301
Navy Personnel R&D Center
San Diego, CA 92152 |
| 1 | Dr. Richard Elster
Department of Administrative Sciences
Naval Postgraduate School
Monterey, CA 93940 | 1 | DR. WILLIAM MONTAGUE
LRDC
UNIVERSITY OF PITTSBURGH
3939 O'HARA STREET
PITTSBURGH, PA 15213 |
| 1 | DR. PAT FEDERICO
NAVY PERSONNEL R&D CENTER
SAN DIEGO, CA 92152 | 1 | Commanding Officer
Naval Health Research
Center
Attn: Library
San Diego, CA 92152 |
| 1 | CDR John Ferguson, MSC, USN
Naval Medical R&D Command (Code 44)
National Naval Medical Center
Bethesda, MD 20914 | 1 | Naval Medical R&D Command
Code 44
National Naval Medical Center
Bethesda, MD 20914 |
| 1 | Dr. Paul Foley
Navy Personnel R&D Center
San Diego, CA 92152 | 1 | CAPT Paul Nelson, USN
Chief, Medical Service Corps
Code 7
Bureau of Medicine & Surgery
U. S. Department of the Navy
Washington, DC 20372 |
| 1 | Dr. Steve Harris
Code L522
NAHRL
Pensacola FL 32508 | 1 | DR. RICHARD J. NIEHAUS
CODE 301
OFFICE OF CIVILIAN PERSONNEL
NAVY DEPT
WASHINGTON, DC 20390 |
| 1 | CDR Robert S. Kennedy
Naval Aerospace Medical and
Research Lab
Box 29407
New Orleans, LA 70189 | 1 | Library
Navy Personnel R&D Center
San Diego, CA 92152 |
| 1 | Dr. Norman J. Kerr
Chief of Naval Technical Training
Naval Air Station Memphis (75)
Millington, TN 38054 | 5 | Technical Director
Navy Personnel R&D Center
San Diego, CA 92152 |
| 1 | Dr. Leonard Kroeker
Navy Personnel R&D Center
San Diego, CA 92152 | | |

Navy

- 6 Commanding Officer
Naval Research Laboratory
Code 2627
Washington, DC 20390
- 1 OFFICE OF CIVILIAN PERSONNEL
(CODE 26)
DEPT. OF THE NAVY
WASHINGTON, DC 20390
- 1 DR. JOHN OLSEN
CHIEF OF NAVAL EDUCATION &
TRAINING SUPPORT
PENSACOLA, FL 32509
- 1 Psychologist
ONR Branch Office
495 Summer Street
Boston, MA 02210
- 1 Psychologist
ONR Branch Office
536 S. Clark Street
Chicago, IL 60605
- 1 Office of Naval Research
Code 200
Arlington, VA 22217
- 1 Code 436
Office of Naval Research
Arlington, VA 22217
- 5 Personnel & Training Research Programs
(Code 458)
Office of Naval Research
Arlington, VA 22217
- 1 Psychologist
OFFICE OF NAVAL RESEARCH BRANCH
222 OLD MARYLEBONE ROAD
LONDON, NW, 15TH ENGLAND
- 1 Psychologist
ONR Branch Office
1030 East Green Street
Pasadena, CA 91101

Navy

- 1 Scientific Director
Office of Naval Research
Scientific Liaison Group/Tokyo
American Embassy
APO San Francisco, CA 96503
- 1 Head, Research, Development, and Studies
(OP102X)
Office of the Chief of Naval Operations
Washington, DC 20370
- 1 Scientific Advisor to the Chief of
Naval Personnel (Pers-Gr)
Naval Bureau of Personnel
Room 4410, Arlington Annex
Washington, DC 20370
- 1 DR. RICHARD A. POLLAK
ACADEMIC COMPUTING CENTER
U.S. NAVAL ACADEMY
ANNAPOLIS, MD 21402
- 1 Mr. Arnold Rubenstein
Naval Personnel Support Technology
Naval Material Command (08T244)
Room 1044, Crystal Plaza #5
2221 Jefferson Davis Highway
Arlington, VA 20360
- 1 DR. A. A. SJOHOLM
TECH. SUPPORT, CODE 201
NAVY PERSONNEL R & D CENTER
SAN DIEGO, CA 92152
- 1 Mr. Robert Smith
Office of Chief of Naval Operations
OP-987E
Washington, DC 20350
- 1 Dr. Alfred F. Smode
Training Analysis & Evaluation Group
(TAEG)
Dept. of the Navy
Orlando, FL 32813
- 1 Dr. Richard Sorensen
Navy Personnel R&D Center
San Diego, CA 92152

Navy

Army

- | | | | |
|---|---|---|--|
| 1 | CDR Charles J. Theisen, JR. MSC, USN
Head Human Factors Engineering Div.
Naval Air Development Center
Warminster, PA 18974 | 1 | Technical Director
U. S. Army Research Institute for the
Behavioral and Social Sciences
5001 Eisenhower Avenue
Alexandria, VA 22333 |
| 1 | Dr. W. Gary Thomson
Naval Ocean Systems Center
Code 7132
San Diego, CA 92152 | 1 | HQ USAREUE & 7th Army
ODCSOPS
USAAREUE Director of GED
APO New York 09403 |
| 1 | Dr. Ronald Weitzman
Department of Administrative Sciences
U. S. Naval Postgraduate School
Monterey, CA 93940 | 1 | DR. RALPH CANTER
U.S. ARMY RESEARCH INSTITUTE
5001 EISENHOWER AVENUE
ALEXANDRIA, VA 22333 |
| 1 | DR. MARTIN F. WISKOFF
NAVY PERSONNEL R & D CENTER
SAN DIEGO, CA 92152 | 1 | Dr. Milton S. Katz
Individual Training & Skill
Evaluation Technical Area
U.S. Army Research Institute
5001 Eisenhower Avenue
Alexandria, VA 22333 |
| | | 1 | Dr. Frederick Steinheiser
U. S. Army Reserch Institute
5001 Eisenhower Avenue
Alexandria, VA 22333 |
| | | 1 | Dr. Joseph Ward
U.S. Army Research Institute
5001 Eisenhower Avenue
Alexandria, VA 22333 |

Air Force

Marines

1 Air Force Human Resources Lab
AFHRL/PED
Brooks AFB, TX 78235

1 Air University Library
AUL/LSE 76/443
Maxwell AFB, AL 36112

1 Dr. Philip De Leo
AFHRL/TT
Lowry AFB, CO 80230

1 CDR. MERCER
CNET LIAISON OFFICER
AFHRL/FLYING TRAINING DIV.
WILLIAMS AFB, AZ 85224

1 Dr. Roger Pennell
AFHRL/TT
Lowry AFB, CO 80230

1 Personnel Analysis Division
HQ USAF/DPXXA
Washington, DC 20330

1 Research Branch
AFMPC/DPMYP
Randolph AFB, TX 78148

1 Dr. Malcolm Ree
AFHRL/PED
Brooks AFB, TX 78235

1 Dr. Marty Rockway (AFHRL/TT)
Lowry AFB
Colorado 80230

1 Jack A. Thorpe, Capt., USAF
Program Manager
Life Sciences Directorate
AFOSR
Rolling AFB, DC 20332

1 Brian K. Waters, LCOL, USAF
Air University
Maxwell AFB
Montgomery, AL 36112

1 Director, Office of Manpower Utilization
HC, Marine Corps (MPU)
ECE, Bldg. 2009
Quantico, VA 22134

1 MCDEC
Quantico Marine Corps Base
Quantico, VA 22134

1 DR. A.L. SLAFKOSKY
SCIENTIFIC ADVISOR (CODE RD-1)
HQ, U.S. MARINE CORPS
WASHINGTON, DC 20380

CoastGuard

Other DoD

1 MR. JOSEPH J. COWAN, CHIEF
PSYCHOLOGICAL RESEARCH (G-P-1762)
U.S. COAST GUARD HC
WASHINGTON, DC 20590

1 Dr. Thomas Warm
U. S. Coast Guard Institute
P. O. Substation 18
Oklahoma City, OK 73169

1 Dr. Stephen Andriole
ADVANCED RESEARCH PROJECTS AGENCY
1400 WILSON BLVD.
ARLINGTON, VA 22209

12 Defense Documentation Center
Cameron Station, Bldg. 5
Alexandria, VA 22314
Attn: TC

1 Dr. Dexter Fletcher
ADVANCED RESEARCH PROJECTS AGENCY
1400 WILSON ELVD.
ARLINGTON, VA 22209

1 Dr. William Graham
Testing Directorate
MEPCOM
Ft. Sheridan, IL 60037

1 Military Assistant for Training and
Personnel Technology
Office of the Under Secretary of Defense
for Research & Engineering
Room 3D129, The Pentagon
Washington, DC 20301

1 MAJCR Wayne Sellman, USAF
Office of the Assistant Secretary
of Defense (MRA&L)
3E930 The Pentagon
Washington, DC 20301

Civil Govt

- 1 Dr. Susan Chipman
Basic Skills Program
National Institute of Education
1200 19th Street NW
Washington, DC 20208
- 1 Dr. William Gornam, Director
Personnel R&D Center
U.S. Civil Service Commission
1900 E Street NW
Washington, DC 20415
- 1 Dr. Jonn Mays
National Institute of Education
1200 19th Street NW
Washington, DC 20208
- 1 Dr. Arthur Melmud
National Institute of Education
1200 19th Street NW
Washington, DC 20208
- 1 Dr. Andrew R. Molnar
Science Education Dev.
and Research
National Science Foundation
Washington, DC 20550
- 1 Dr. Lalitha P. Sanathanan
Environmental Impact Studies Division
Argonne National Laboratory
9700 S. Cass Avenue
Argonne, IL 60439
- 1 Dr. Jeffrey Schiller
National Institute of Education
1200 19th St. NW
Washington, DC 20208
- 1 Dr. H. Wallace Sinsiko
Program Director
Manpower Research and Advisory Services
Smithsonian Institution
801 North Pitt Street
Alexandria, VA 22314

Civil Govt

- 1 Dr. Thomas G. Sticht
Basic Skills Program
National Institute of Education
1200 19th Street NW
Washington, DC 20208
- 1 Dr. Vern W. Urry
Personnel R&D Center
U.S. Civil Service Commission
1900 E Street NW
Washington, DC 20415
- 1 Dr. Joseph L. Young, Director
Memory & Cognitive Processes
National Science Foundation
Washington, DC 20550

Non Govt

- 1 1 psychological research unit
Dept. of Defense (Army Office)
Campbell Park Offices
Canberra ACT 2600, Australia
- 1 Dr. Alan Eadieley
Medical Research Council
Applied Psychology Unit
15 Chaucer Road
Cambridge CB2 2EF
ENGLAND
- 1 Dr. Nicholas A. Bond
Dept. of Psychology
Sacramento State College
600 Jay Street
Sacramento, CA 95819
- 1 Dr. David G. Bowers
Institute for Social Research
University of Michigan
Ann Arbor, MI 48105
- 1 Dr. John E. Carroll
Psychometric Lab
Univ. of No. Carolina
Davis Hall 013A
Chapel Hill, NC 27514
- 1 Charles Myers Library
Livingstone House
Livingstone Road
Stratford
London E15 2LJ
ENGLAND
- 1 Dr. Norman Cliff
Dept. of Psychology
Univ. of So. California
University Park
Los Angeles, CA 90007
- 1 Dr. William Coffman
Iowa Testing Programs
University of Iowa
Iowa City, IA 52242

Non Govt

- 1 Dr. Meredith Crawford
Department of Engineering Administration
George Washington University
Suite 805
2101 L Street N. W.
Washington, DC 20037
- 1 Dr. Hans Cronbag
Education Research Center
University of Leyden
Boerhaavelaan 2
Leyden
The NETHERLANDS
- 1 MAJOR I. N. EVONIC
CANADIAN FORCES PERS. APPLIED RESEARCH
1107 AVENUE ROAD
TORONTO, ONTARIO, CANADA
- 1 Dr. Richard L. Ferguson
The American College Testing Program
P.O. Box 168
Iowa City, IA 52240
- 1 Dr. Victor Fields
Dept. of Psychology
Montgomery College
Rockville, MD 20850
- 1 Dr. Edwin A. Fleishman
Advanced Research Resources Organ.
8555 Sixteenth Street
Silver Spring, MD 20910
- 1 Dr. John R. Frederiksen
Bolt Beranek & Newman
50 Moulton Street
Cambridge, MA 02138
- 1 DR. ROBERT GLASER
LRDC
UNIVERSITY OF PITTSBURGH
3939 O'HARA STREET
PITTSBURGH, PA 15213
- 1 Dr. Ron Hambleton
School of Education
University of Massachusetts
Amherst, MA 01002

Non Govt

- 1 Library
HumARC/Western Division
27857 Berwick Drive
Carmel, CA 93921
- 1 Dr. Earl Hunt
Dept. of Psychology
University of Washington
Seattle, WA 98105
- 1 DR. LAWRENCE B. JOHNSON
LAWRENCE JOHNSON & ASSOC., INC.
SUITE 502
2001 S STREET NW
WASHINGTON, DC 20009
- 1 Dr. Roger A. Kaufman
203 Dodd Hall
Florida State Univ.
Tallahassee, FL 32306
- 1 Dr. Steven W. Keele
Dept. of Psychology
University of Oregon
Eugene, OR 97403
- 1 LCCL. C.P.J. LAFLEUR
PERSONNEL APPLIED RESEARCH
NATIONAL DEFENSE HCS
101 COLONEL BY DRIVE
OTTAWA, CANADA K1A 0K2
- 1 Dr. Michael Levine
Department of Psychology
University of Illinois
Champaign, IL 61820
- 1 Dr. Robert Linn
College of Education
University of Illinois
Urbana, IL 61801
- 1 Dr. Frederick M. Lord
Educational Testing Service
Princeton, NJ 08540

Non Govt

- 1 Dr. Robert R. Mackie
Human Factors Research, Inc.
5780 Cortona Drive
Santa Barbara Research Pk.
Goleta, CA 93017
- 1 Dr. Scott Maxwell
Department of Psychology
University of Houston
Houston, TX 77025
- 1 Dr. Sam Mayo
Loyola University of Chicago
Chicago, IL 60601
- 1 Dr. Richard T. Mowday
College of Business Administration
University of Oregon
Eugene, OR 97403
- 1 Dr. Melvin R. Novick
Iowa Testing Programs
University of Iowa
Iowa City, IA 52242
- 1 Dr. Robert Pachella
Department of Psychology
Human Performance Center
330 Packard Road
Ann Arbor, MI 48104
- 1 Dr. James A. Paulson
Portland State University
P.O. Box 751
Portland, OR 97207
- 1 MR. LUIGI PETRULLO
2431 N. EDGEWOOD STREET
ARLINGTON, VA 22207
- 1 DR. STEVEN M. PINE
4950 Douglas Avenue
Golden Valley, MN 55416
- 1 DR. DIANE M. RAMSEY-KLEE
R-K RESEARCH & SYSTEM DESIGN
3047 RIDGEMONT DRIVE
MALIBU, CA 90265

Non Govt

- 1 MIN. RET. M. RAUCH
P II 4
BUNDESMINISTERIUM DER VERTEIDIGUNG
POSTFACH 161
53 BONN 1, GERMANY
- 1 Dr. Mark D. Beckase
Educational Psychology Dept.
University of Missouri-Columbia
12 Hill Hall
Columbia, MO 65201
- 1 Dr. Andrew M. Rose
American Institutes for Research
1055 Thomas Jefferson St. NW
Washington, DC 20007
- 1 DR. WALTER SCHNEIDER
DEPT. OF PSYCHOLOGY
UNIVERSITY OF ILLINOIS
CHAMPAIGN, IL 61820
- 1 Dr. Edwin Shirkey
Department of Psychology
Florida Technological University
Orlando, FL 32816
- 1 Dr. Richard Snow
School of Education
Stanford University
Stanford, CA 94305
- 1 Dr. Robert Sternberg
Dept. of Psychology
Yale University
Box 11A, Yale Station
New Haven, CT 06520
- 1 DR. PATRICK SUPPES
INSTITUTE FOR MATHEMATICAL STUDIES IN
THE SOCIAL SCIENCES
STANFORD UNIVERSITY
STANFORD, CA 94305
- 1 Dr. Brad Sympson
N660 Elliott Hall
University of Minnesota
75 E. River Road
Minneapolis, MN 55455

Non Govt

- 1 Dr. Hariharan Swaminathan
Laboratory of Psychometric and
Evaluation Research
School of Education
University of Massachusetts
Amherst, MA 01003
- 1 Dr. Kikumi Tatsuoka
Computer Based Education Research
Laboratory
252 Engineering Research Laboratory
University of Illinois
Urbana, IL 61801
- 1 Dr. Benton J. Underwood
Dept. of Psychology
Northwestern University
Evanston, IL 60201
- 1 DR. THOMAS WALLSTEN
PSYCHOMETRIC LABORATORY
DAVIE HALL 013A
UNIVERSITY OF NORTH CAROL
CHAPEL HILL, NC 27514
- 1 Dr. John Wannous
Department of Management
Michigan University
East Lansing, MI 48824
- 1 Dr. David J. Weiss
N660 Elliott Hall
University of Minnesota
75 E. River Road
Minneapolis, MN 55455
- 1 DR. SUSAN E. WHITELY
PSYCHOLOGY DEPARTMENT
UNIVERSITY OF KANSAS
LAWRENCE, KANSAS 66044

Navy

- 1 Mr. Donald Calder
Office of Naval Research
325 Hinman Research Building
Atlanta, GA 30332

Army

- 1 Dr. Randall M. Chambers
U.S. Army Research Institute
for the Behavioral and Social
Sciences
Fort Sill Field Unit
P.O.Box 3066
Fort Sill, OK 73503

Non Govt

- 1 Dr. Ron Hambleton
School of Education
University of Massachusetts
Amherst, Mass. 01002
- 1 Dr. William E. Coffman
Iowa Testing Programs
334 Lindquist Center
Iowa City, IA 52242
- 1 Mr. Isaac I. Bejar
Department of Psychology
Elliott Hall
75 East River Road
Minneapolis, Minnesota 55455
- 1 Dr. George Woods
1106 Newport Ave.
Victoria, B.C.
V8S 5E4 Canada
- 1 Dr. P. Mengal
Faculte' de Psychologie
et des Sciences de l'Education
Universite' de Geneve
3 fl. de l'Universite
1201 Geneva SWITZERLAND
- 1 Dr. Wim J. van der Linden
Vakgroep Onderwijskunde
Postbus 217
7500 EA Enschede
The Nertherlands
- 1 Dr. Lowell Schipper
Department of Psychology
Bowling Green State University
Bowling Green, Ohio 43403