

AD-A066 675

FOREIGN TECHNOLOGY DIV WRIGHT-PATTERSON AFB OHIO  
HIGH-VOLTAGE VARIABLE CAPACITOR, (U)  
OCT 77 I I KALYATSKIY, V I KURETS  
FTD-ID(RS)T-1894-77

F/6 9/1

UNCLASSIFIED

NL


| OF |  
AD  
A066675



END  
DATE  
FILMED  
5-79  
DDC



# FOREIGN TECHNOLOGY DIVISION




HIGH-VOLTAGE VARIABLE CAPACITOR

I. I. Kalyatskiy, V. I. Kurets,  
et al.



Approved for public release;  
distribution unlimited.

ADA 066675



78 11 09 075

# EDITED TRANSLATION

ACCESSION for	
NTIS	White Section <input checked="" type="checkbox"/>
DOC	Buff Section <input type="checkbox"/>
UNANNOUNCED	<input type="checkbox"/>
JUSTIFICATION	
BY	
DISTRIBUTION/AVAILABILITY CODES	
Dist.	for SPECIAL
A	

FTD-ID(RS) T-1894-77                      27 Oct 1977  
 MICROFICHE NR: *FD-77-C-001353*  
 HIGH-VOLTAGE VARIABLE CAPACITOR  
 By: I. I. Kalyatskiy, V. I. Kurets, et al.  
 English pages: 3  
 Source: USSR Patent No. 337837, 5-May 1972,  
           pp 1-2  
 Country of origin: USSR  
 Translated by: Carol S. Nack  
 Requester: FTD/ETDP  
 Approved for public release; distribution  
 unlimited.

<p><b>THIS TRANSLATION IS A RENDITION OF THE ORIGINAL FOREIGN TEXT WITHOUT ANY ANALYTICAL OR EDITORIAL COMMENT. STATEMENTS OR THEORIES ADVOCATED OR IMPLIED ARE THOSE OF THE SOURCE AND DO NOT NECESSARILY REFLECT THE POSITION OR OPINION OF THE FOREIGN TECHNOLOGY DIVISION.</b></p>	<p><b>PREPARED BY:</b>                   TRANSLATION DIVISION                  FOREIGN TECHNOLOGY DIVISION                  WP-AFB, OHIO.</p>
--	---

U. S. BOARD ON GEOGRAPHIC NAMES TRANSLITERATION SYSTEM

Block	Italic	Transliteration	Block	Italic	Transliteration
А а	<b>А а</b>	A, a	Р р	<b>Р р</b>	R, r
Б б	<b>Б б</b>	B, b	С с	<b>С с</b>	S, s
В в	<b>В в</b>	V, v	Т т	<b>Т т</b>	T, t
Г г	<b>Г г</b>	G, g	У у	<b>У у</b>	U, u
Д д	<b>Д д</b>	D, d	Ф ф	<b>Ф ф</b>	F, f
Е е	<b>Е е</b>	Ye, ye; E, e*	Х х	<b>Х х</b>	Kh, kh
Ж ж	<b>Ж ж</b>	Zh, zh	Ц ц	<b>Ц ц</b>	Ts, ts
З э	<b>З э</b>	Z, z	Ч ч	<b>Ч ч</b>	Ch, ch
И и	<b>И и</b>	I, i	Ш ш	<b>Ш ш</b>	Sh, sh
Й й	<b>Й й</b>	Y, y	Щ щ	<b>Щ щ</b>	Shch, shch
К к	<b>К к</b>	K, k	Ъ ъ	<b>Ъ ъ</b>	"
Л л	<b>Л л</b>	L, l	Ы ы	<b>Ы ы</b>	Y, y
М м	<b>М м</b>	M, m	Ь ь	<b>Ь ь</b>	'
Н н	<b>Н н</b>	N, n	Э э	<b>Э э</b>	E, e
О о	<b>О о</b>	O, o	Ю ю	<b>Ю ю</b>	Yu, yu
П п	<b>П п</b>	P, p	Я я	<b>Я я</b>	Ya, ya

\*ye initially, after vowels, and after ъ, ь; e elsewhere.  
When written as ë in Russian, transliterate as yë or ë.

RUSSIAN AND ENGLISH TRIGONOMETRIC FUNCTIONS

Russian	English	Russian	English	Russian	English
sin	sin	sh	sinh	arc sh	sinh <sup>-1</sup>
cos	cos	ch	cosh	arc ch	cosh <sup>-1</sup>
tg	tan	th	tanh	arc th	tanh <sup>-1</sup>
ctg	cot	cth	coth	arc cth	coth <sup>-1</sup>
sec	sec	sch	sech	arc sch	sech <sup>-1</sup>
cosec	csc	csch	csch	arc csch	csch <sup>-1</sup>
		Russian	English		
		rot	curl		
		lg	log		

78 11 09 075  
1

1894

**HIGH-VOLTAGE VARIABLE CAPACITOR**

**I. I. Kalyatskiy, V. I. Kurets, V. N. Pcnomarev, V. N. Safronov and  
V. A. Tsukerman**

**Tomsk Order of the Red Banner of Labor Polytechnic Institute imeni S.  
M. Kirov**

**This invention is in the field of radio engineering; in particular, the generation of high-voltage current and voltage pulses.**

**We have a high-voltage variable capacitor which consists of two cylindrical shells with a current-carrying rod and controlled capacitances.**

The purpose of this invention is to obtain continuous control of the capacitance of the capacitor at a constant inherent inductance.

The figure shows the proposed capacitor.

The high-voltage capacitor consists of cylindrical shell 1 with ground and covering 2, connected to current-carrying rod 3 with polyethylene insulation. The high-voltage pulse is sent to the rod.

The capacitor is made airtight by insulated bottom 4 and insulated cap 5. Coaxiality of the cylinders is provided by screw mounting of the current-carrying rod 3 on cap 5. Transformer oil is placed on the upper part of the capacitor as the dielectric and glycerin - on the lower part.

The volumes filled with transformer oil and glycerin can be continuously controlled by tanks 6 and 7 through pipes 8 and 9. The required capacitance of the capacitor is calculated from the condition of the equivalence of the volumes filled with glycerin and transformer oil.

## Subject of Invention

This invention is a high-voltage variable capacitor which consists of two cylindrical shells with a current-carrying rod and control volumes. It differs in that in order to obtain continuous control of the capacitance of the capacitor at constant inherent inductance, two fluids in the unmixed state with different dielectric and physical properties whose volumes are controlled in the capacitor are used as the dielectric.

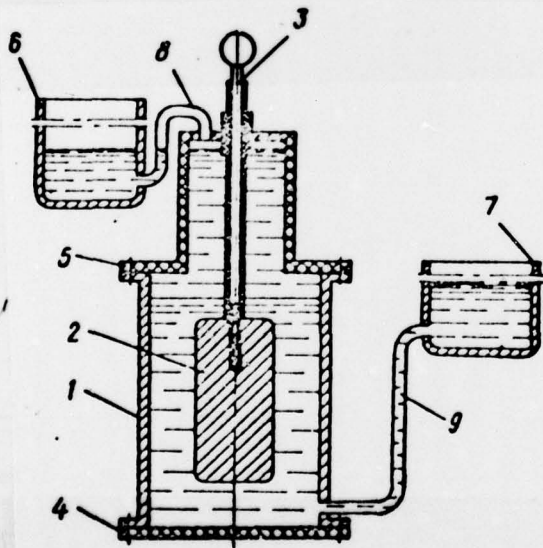


Figure.

DISTRIBUTION LIST

DISTRIBUTION DIRECT TO RECIPIENT

ORGANIZATION	MICROFICHE	ORGANIZATION	MICROFICHE
A205 DMATC	1	E053 AF/INAKA	1
A210 DMAAC	2	E017 AF/RDXTR-W	1
B344 DIA/RDS-3C	8	E404 AEDC	1
C043 USAMIA	1	E408 AFWL	1
C509 BALLISTIC RES LABS	1	E410 ADTC	1
C510 AIR MOBILITY R&D LAB/FIO	1	E413 ESD	2
C513 PICATINNY ARSENAL	1	FTD	
C535 AVIATION SYS COMD	1	CCN	1
<del>██████████</del>	<del>██████████</del>	ETID	3
C591 FSTC	5	NIA/PHS	1
C619 MIA REDSTONE	1	NICD	5
D008 NISC	1		
H300 USAICE (USAREUR)	1		
P005 ERDA	1		
P055 CIA/CRS/ADD/SD	1		
NAVORDSTA (50L)	1		
NASA/KSI	1		
AFIT/LD	1		