

ADA064988

DDC FILE COPY

LEVEL #



DDC
RECEIVED
FEB 28 1979
A

Computer Corporation of America

DISTRIBUTION STATEMENT A
Approved for public release;
Distribution Unlimited

79 02 07 023
78 02 07 023

575 Technology Square
Cambridge
Massachusetts 02139

617-491-3670

LEVEL #6

SIP ACCOMMODATION OF
ADDITIONAL SEISMIC
DATA SITES.

ADA064988

12

10 Donald E./Eastlake, III

9 Technical Report CCA-79-08

11 29 January 29 1979

12 19p.

DDC FILE COPY

DDC
FEB 28 1979
A

DISTRIBUTION STATEMENT A
Approved for public release
Distribution Unlimited

15 This research was supported by the Advanced Research Projects Agency of the Department of Defense, under Contract No. ~~N00039-78-C-0246~~, ARPA Order ~~13-3540~~. The views and conclusions contained in this document are those of the authors and should not be interpreted as necessarily representing the official policies, either expressed or implied, of the Advanced Research Projects Agency or the U.S. Government.

79 02 07 023

387 285

387 285
LB

Table of Contents

1. The SIP	1
2. General Description	2
3. Development History	7
4. Modification to Accommodate Seismic Data Sites	9
References	12
A. Sample SIP-Datacomputer Session, Early 1979	13

ACCESSION Yr	
ATIC	Write Section <input checked="" type="checkbox"/>
95C	Sn/I Section <input type="checkbox"/>
UNANNOUNCED	<input type="checkbox"/>
JUSTIFICATION	
<i>Letter on file</i>	
BY	
DISTRIBUTION/AVAILABILITY CODES	
Dist.	AVAIL. NO. OF SPECIAL
<i>A</i>	

1. The SIP

↘
The SIP is a dedicated minicomputer communications system developed and operated by Computer Corporation of America. It interfaces a real time seismic information network to the Datacomputer [DORIN and EASTLAKE].

↘
The Datacomputer is a network data utility designed to support very large databases and shared access by remote heterogeneous computers [MARILL & STERN]. It is the only operational general purpose database system capable of handling datasets in excess of a trillion bits [CCA].

↘
Below, after a general description of the SIP, we describe its development history through the end of 1977 and the changes in the SIP and the seismic data flow in 1978.

2. General Description

The Seismic Input Processor (SIP) acts as a link between the world wide Vela Seismological Network (Velanet) and the Datacomputer. (See Figure 1.)

A primary function of the Velanet is the collection of real time seismic data from arrays of seismometers. This data is sent over leased lines and the Arpanet to the Communications and Control Processor (CCP) at the Seismic Data Analysis Center (SDAC) in Alexandria, Virginia. From the CCP this data is immediately distributed to various processors and to the Datacomputer, via the SIP, for storage as shown in Figure 2. This figure also shows the SDAC and Lincoln Laboratories UNIX systems which are presently the primary systems used by researchers retrieving seismic data from the Datacomputer.

The Datacomputer stores this data in its Ampex TBM mass storage system which is based on video tape technology [EASTLAKE]. This system has an approximately 200 billion bit on-line capacity consisting of four TBM tapes. Data accumulation in excess of this on-line capacity is stored on TBM tapes that are off line.

Figure 2.1

Seismic Data Network

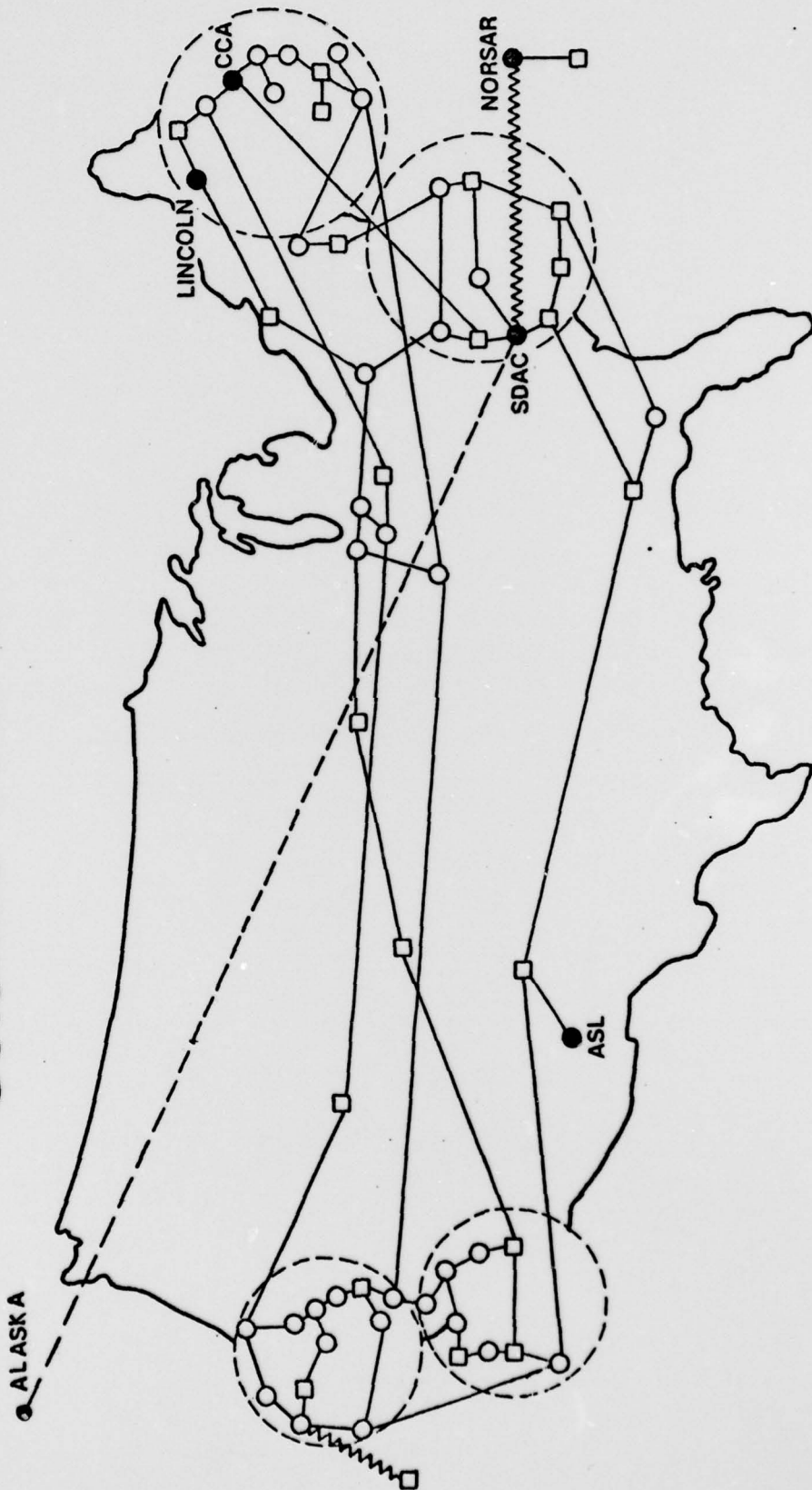
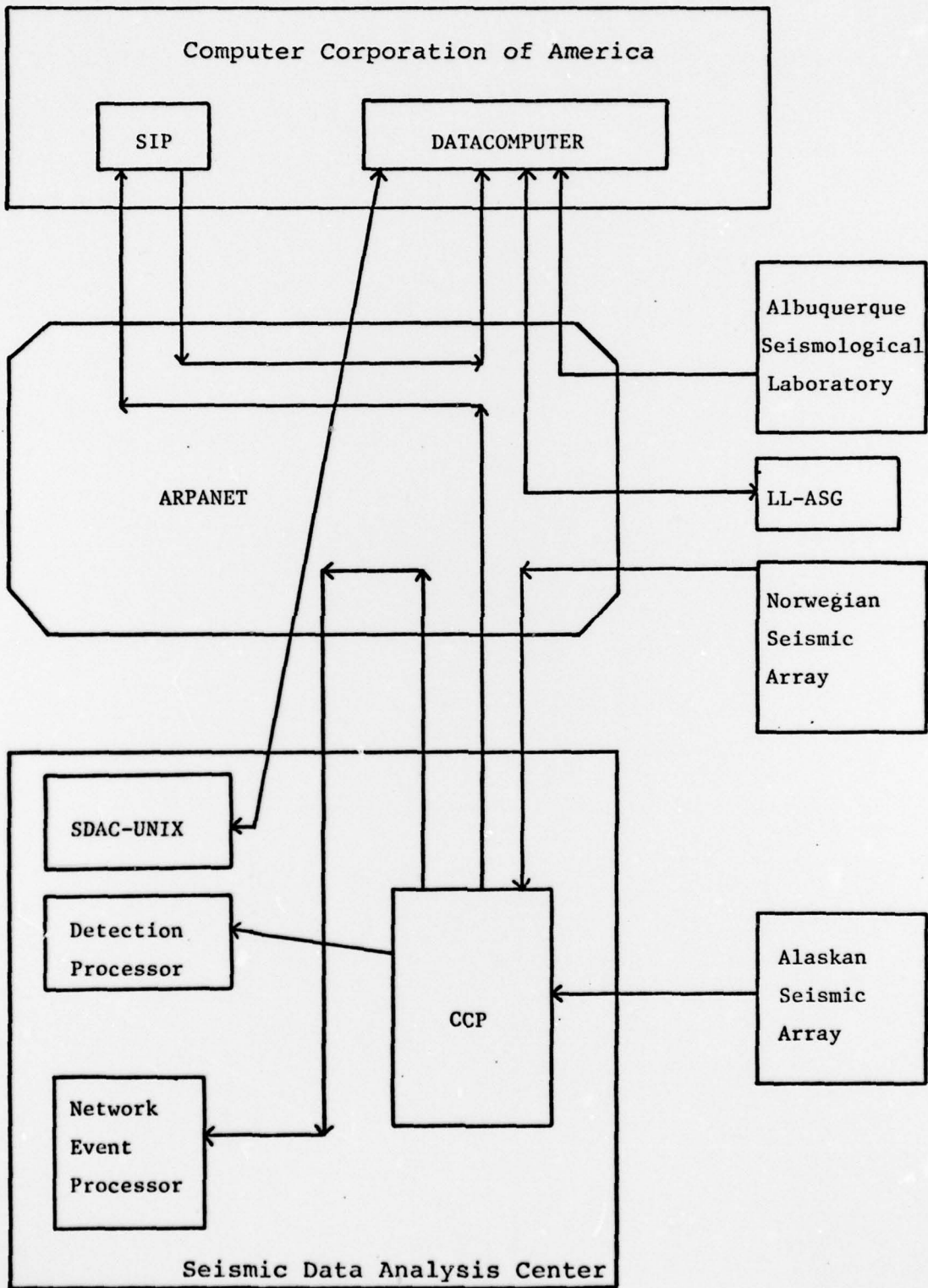
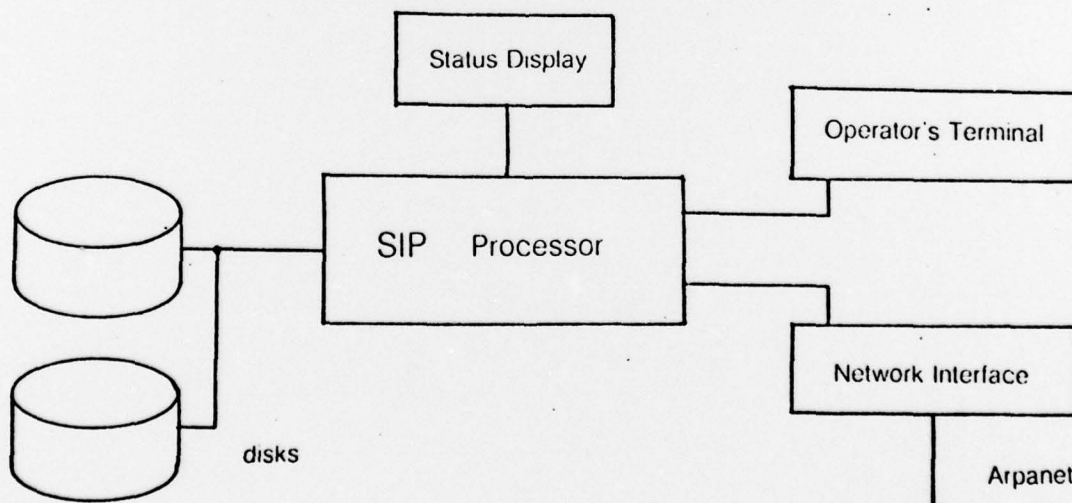


Figure 2.2



The components of the Velanet that handle real time seismic array data, except for the Datacomputer, are dedicated systems designed to receive data in real time. The Datacomputer, however, operates within a non-real-time operating system and serves the general Arpanet community as well as the Velanet. Furthermore, it is occasionally unavailable due to scheduled and unscheduled maintenance work. To isolate the Datacomputer from these real time requirements, the SIP was implemented to receive real time data from the CCP, buffer and reformat this data on disk, and periodically forward the data to the Datacomputer.

Figure 2.3



The SIP's hardware structure is shown in Figure 3. It is implemented on a DEC PDP-11/40 computer. The SIP has an Arpanet interface, two RP-04 disk drives for buffering data, an operator's terminal, and a status display screen. With the present bandwidth and disk structuring, about two days of data can be held by the SIP.

Besides processing seismic data, the SIP software provides for operator communications between itself and the CCP. It also send messages to the CCP for each chunk of data when the data has been properly filed in the Datacomputer.

3. Development History

SIP related work that occurred from 1974 through 1976 was funded under contract MDA903-74-C-0227, "Datacomputer Support of Seismic Data Activity". Work in 1977 was funded under contract MDA903-77-C-0156, "Datacomputer and SIP Operations". Work in 1978 was funded by the contract for which this report is being submitted.

The hardware configuration of the SIP was specified around the middle of 1974 at the time that the site modification at CCA to accommodate the SIP and the mass storage system were specified and the Ampex TBM mass storage system was ordered.

The SIP hardware was delivered in early 1975 and the SIP was connected to the Arpanet in June of 1975. The volume of seismic data to pass through the SIP and problems encountered in early tests indicated the necessity to upgrade the local Arpanet node at CCA. This was done in late 1975 when a model 316 TIP node was replaced with a model 516 IMP.

The SIP was fully operational and hundreds of hours of seismic data had been retransmitted to small test files in the Datacomputer by mid-1976. Further work was done in 1976 on improving the SIP's robustness in the face of hardware and communications troubles. Continuing problems with CCP<->SIP communications lead to the design of a new communications protocol to be used on this link. Meanwhile, the TBM mass memory was accepted and integrated with the Datacomputer and on October 1, 1976, the SIP-Datacomputer system became fully operational storing data into the mass storage system.

In the early parts of 1977, the new CCP<->SIP protocol [BBN] was implemented and the CCA local Arpanet node was further upgraded to a PLURIBUS IMP. These steps cleared up the previously chronic communications problems.

Since then, the SIP has been in virtually continuous operation, successfully receiving, buffering, reformatting, and forwarding seismic data.

4. Modification to Accommodate Seismic Data Sites

As set up at the end of 1977, the SIP received data from three seismic arrays: LASA, the large aperture seismic array in Montana; NORSAR, the Norwegian array; and ALK, the Alaskan array. Each of these arrays provides both long period (one sample a second) and short period (ten or twenty samples a second) seismic data.

Since it was expected that the number of arrays would increase, the SIP's directory structure was modified. It has originally allowed for up to 4 sites. The modifications that were initially implemented provided for up to 8 sites and modification for higher numbers were investigated.

The data area on the SIP's disk is divided into "hour" slots. The disk is configured so that each of these slots has enough space for all the data received from the active sites. The SIP's disk directory has two status bits per site associated with each hour slot. These bits indicate whether there is data present from that site for that hour and whether the data has been stored in the Datacomputer. To allow more than four sites, it was necessary to change the indexing scheme used for accessing these bits.

In numerous locations, byte instructions [DEC] had been used on the assumption that 8 bits would be adequate for an expected four sites. It was necessary to change these byte operations to word operations and make additional adjustments due to other resulting directory layout changes. In the process, the code referencing these bits was gathered together to make further modifications simpler.

However, the expected increase in the number of sites has not occurred. Instead, the present direction of development for the seismic system is towards the SWF or Seismic Waveform Files. These files are intended to include all the "interesting" Velanet data, primarily that associated with events or otherwise noteworthy. The availability of the SWF data makes continuous real time data of noticeably less importance.

The changes that have actually occurring during 1978 were a cessation of real time short period data, which required a very minor modification to the SIP, and later the termination of data from the LASA site when that site was permanently decommissioned.

We continue to receive and process real time long period data through the SIP and the SIP directory system modifications are still in place to enable us to easily

adapt to data from an increased number of seismic arrays
when the need arises.

References

- [BBN] BBN Report No. 3460, "VELANET Communication Protocols between the CCP and the SIP and between the CCP and the DP", 5 April 1977.
- [CCA] Computer Corporation of America, Datacomputer Version 5 User Manual, Cambridge, Massachusetts, July 1978.
- [DEC] Digital Equipment Corporation, PDP11 04 / 05 / 10 / 35 / 40 / 45 Processor Handbook, 1975.
- [DORIN and EASTLAKE] R. H. Dorin and Donald E. Eastlake, III; "Use of the Datacomputer in the Vela Seismological Network"; Technical Report No. CCA-77-08, Computer Corporation of America, 575 Technology Square, Cambridge, Massachusetts, 02139, April 15, 1977.
- [EASTLAKE] Eastlake, III, D.E. "Tertiary Memory Access and Performance in the Datacomputer", Technical Report No. CCA-77-11, Computer Corporation of America, 575 Technology Square, Cambridge, Massachusetts, 02139, June 30, 1977.
- [MARILL and STERN] Marill, Thomas; and Stern, D.H. "The Datacomputer: A Network Utility", Proceedings AFIPS National Computer Conference, AFIPS Press, Vol. 44, 1975.

A. Sample SIP-Datacomputer Session, Early 1979

This session shows the transmission of two hours of data for two sites. Datalanguage generated by the Datacomputer is on lines starting with .I280 except for the "starting list output" lines. Lines beginning with "***" are continuations of the previous line.

```
;U000 790129055723 IONETI: ICP LISTENING
;0031 790129060259 IONETI: CONNECTED TO CCA-SIP-10
;J150 790129060300 FCRUN: V='DC-5/02.00.1' J=4 DT='MONDAY, JANUARY 29,
**1979 01:03:00-EST' S='CCA'
;J200 790129060300 RHRUN: READY FOR REQUEST
.I280 790129060302 LOGIN SDAC.SIP;
;0032 790129060303 ASPRIN: HOST='CCA-SIP' SOCK=8 REALMS=2925 CPUMS=410
**PGFLTS=35 PAGSEC=102 LOADED=1 INCORE=2214 LKTOT=4 DIRF=1 DINS=2 DIRD=5
** DIWR=2 NAFN=1 DLMSGWR=1 DLMSGRD=1 DLBYWR=192 DLBYRD=17
;0033 790129060303 ASLOG: USER='SDAC.SIP',Q=100
;J209 790129060303 RHRUN: EXECUTION COMPLETE
;J200 790129060303 RHRUN: READY FOR REQUEST
.I280 790129060305 OPEN %TOP.SDAC.VELANET.PROTOTYPES.CCA"-DUMMY;
;J209 790129060307 RHRUN: EXECUTION COMPLETE
;J200 790129060307 RHRUN: READY FOR REQUEST
.I280 790129060307 OPEN %TOP.SDAC.VELANET.ALPF.NAO.Y1979.M01;
;J209 790129060315 RHRUN: EXECUTION COMPLETE
;J200 790129060315 RHRUN: READY FOR REQUEST
.I280 790129060316 OPEN ALPF.NAO;
;J209 790129060321 RHRUN: EXECUTION COMPLETE
;J200 790129060321 RHRUN: READY FOR REQUEST
.I280 790129060322 CONNECT NAO 64;
;J209 790129060323 RHRUN: EXECUTION COMPLETE
;J200 790129060323 RHRUN: READY FOR REQUEST
.I280 790129060323 LIST M01 %INFO;
.I280 790129060323 COLP: STARTING LIST OUTPUT
.I281 790129060324 COLI: FINISHED WITH LIST OUTPUT
;J209 790129060324 RHRUN: EXECUTION COMPLETE
;J200 790129060324 RHRUN: READY FOR REQUEST
.I280 790129060324 MODE M01 APPEND;
;J209 790129060324 RHRUN: EXECUTION COMPLETE
;J200 790129060324 RHRUN: READY FOR REQUEST
.I280 790129060326 APPEND M01 , NAO SAMPLE = SAMPLE/*BITS=2073600 Cp
*** /
.I280 790129060327 ;
;J205 790129060330 RHRUN: SUCCESSFUL COMPILATION
```



```
.I230 790129060330 OCPBO: OPENING INPUT SOCKET PORT= NAO
;I239 790129060332 OCPBO: OPENED INPUT PORT= NAO
;S359 790129060333 SXOP: SDAX OPEN = SDAC.VELANET.ALPF.NAO.Y1979.M01 79
**0129041526
.I250 790129060421 OCPBC: CLOSING INPUT SOCKET
;I259 790129060421 OCPBC: INPUT SOCKET CLOSED
;J209 790129060421 RHRUN: EXECUTION COMPLETE
;J200 790129060421 RHRUN: READY FOR REQUEST
.I280 790129060422 /*BPS=45078 */
.I280 790129060423 LIST M01 %INFO;
.I280 790129060425 COLP: STARTING LIST OUTPUT
.I281 790129060425 COLI: FINISHED WITH LIST OUTPUT
;J209 790129060425 RHRUN: EXECUTION COMPLETE
;J200 790129060425 RHRUN: READY FOR REQUEST
.I280 790129060426 APPEND M01 , NAO SAMPLE = SAMPLE/*BITS=1296576 Cq
***/
.I280 790129060427 ;
;J205 790129060433 RHRUN: SUCCESSFUL COMPILATION
.I230 790129060433 OCPBO: OPENING INPUT SOCKET PORT= NAO
;I239 790129060434 OCPBO: OPENED INPUT PORT= NAO
;S359 790129060435 SXOP: SDAX OPEN = SDAC.VELANET.ALPF.NAO.Y1979.M01 79
**0129060419
;S350 790129060437 SXAX2: SDA ALLOCATE = 2635. SDAC.VELANET.ALPF.NAO.Y1
**979.M01 3330#58#34800
;S350 790129060648 SXAX2: SDA ALLOCATE = 5. SDAC.VELANET.ALPF.NAO.Y1979
**.M01 3330#58#420
;S351 790129060650 SRMC8: SDA MERGE = 2640. SDAC.VELANET.ALPF.NAO.Y1979
**.M01 3330#58
.I250 790129060651 OCPBC: CLOSING INPUT SOCKET
;I259 790129060651 OCPBC: INPUT SOCKET CLOSED
;J209 790129060651 RHRUN: EXECUTION COMPLETE
;J200 790129060651 RHRUN: READY FOR REQUEST
.I280 790129060652 /*BPS=9897 */
.I280 790129060654 CLOSE NAO ; CLOSE M01;
;J209 790129060655 RHRUN: EXECUTION COMPLETE
;J200 790129060655 RHRUN: READY FOR REQUEST
;J209 790129060655 RHRUN: EXECUTION COMPLETE
;J200 790129060655 RHRUN: READY FOR REQUEST
.I280 790129060656 OPEN %TOP.SDAC.VELANET.ALPF.ALK.Y1979.M01;
;J209 790129060701 RHRUN: EXECUTION COMPLETE
;J200 790129060701 RHRUN: READY FOR REQUEST
.I280 790129060702 OPEN ALPF.ALK;
;J209 790129060704 RHRUN: EXECUTION COMPLETE
;J200 790129060704 RHRUN: READY FOR REQUEST
.I280 790129060704 CONNECT ALK 64;
;J209 790129060705 RHRUN: EXECUTION COMPLETE
;J200 790129060705 RHRUN: READY FOR REQUEST
.I280 790129060706 LIST M01 %INFO;
.I280 790129060706 COLP: STARTING LIST OUTPUT
.I281 790129060706 COLI: FINISHED WITH LIST OUTPUT
```

```
;J209 790129060706 RHRUN: EXECUTION COMPLETE
;J200 790129060706 RHRUN: READY FOR REQUEST
.I280 790129060707 MODE M01 APPEND;
;J209 790129060707 RHRUN: EXECUTION COMPLETE
;J200 790129060707 RHRUN: READY FOR REQUEST
.I280 790129060708 APPEND M01 , ALK SAMPLE = SAMPLE/*BITS=806400 Cp *
**/
.I280 790129060709 ;
;J205 790129060715 RHRUN: SUCCESSFUL COMPILATION
.I230 790129060715 OCPBO: OPENING INPUT SOCKET PORT= ALK
;I239 790129060716 OCPBO: OPENED INPUT PORT= ALK
;S359 790129060718 SXOP: SDAX OPEN = SDAC.VELANET.ALPF.ALK.Y1979.M01
;S350 790129060722 SXAX2: SDA ALLOCATE = 1235. SDAC.VELANET.ALPF.ALK.Y1
**979.M01 3330#58#2745
!S311 790129060723 SXCX73: STAGING DATA FOR FILE = 1232. SDAC.VELANET.A
**LPF.ALK.Y1979.M01 TBM#21#183680
;S320 790129060828 SXCX8: STAGING COMPLETED FOR FILE = SDAC.VELANET.AL
**F.ALK.Y1979.M01
;S350 790129060852 SXAX2: SDA ALLOCATE = 5. SDAC.VELANET.ALPF.ALK.Y1979
**.M01 3330#58#425
.I250 790129060854 OCPBC: CLOSING INPUT SOCKET
;I259 790129060854 OCPBC: INPUT SOCKET CLOSED
;J209 790129060854 RHRUN: EXECUTION COMPLETE
;J200 790129060855 RHRUN: READY FOR REQUEST
.I280 790129060856 /*BPS=8861 */
.I280 790129060857 LIST M01 %INFO;
.I280 790129060858 COLP: STARTING LIST OUTPUT
.I281 790129060858 COLI: FINISHED WITH LIST OUTPUT
;J209 790129060858 RHRUN: EXECUTION COMPLETE
;J200 790129060858 RHRUN: READY FOR REQUEST
.I280 790129060859 APPEND M01 , ALK SAMPLE = SAMPLE/*BITS=806400 Cq *
**/
.I280 790129060903 ;
;J205 790129060916 RHRUN: SUCCESSFUL COMPILATION
.I230 790129060916 OCPBO: OPENING INPUT SOCKET PORT= ALK
;I239 790129060917 OCPBO: OPENED INPUT PORT= ALK
;S359 790129060918 SXOP: SDAX OPEN = SDAC.VELANET.ALPF.ALK.Y1979.M01 79
**0129060852
;S350 790129060924 SXAX2: SDA ALLOCATE = 1235. SDAC.VELANET.ALPF.ALK.Y1
**979.M01 3330#58#3980
;S350 790129061027 SXAX2: SDA ALLOCATE = 5. SDAC.VELANET.ALPF.ALK.Y1979
**.M01 3330#58#530
;S351 790129061031 SRMC8: SDA MERGE = 1240. SDAC.VELANET.ALPF.ALK.Y1979
**.M01 3330#58
.I250 790129061032 OCPBC: CLOSING INPUT SOCKET
;I259 790129061032 OCPBC: INPUT SOCKET CLOSED
;J209 790129061032 RHRUN: EXECUTION COMPLETE
;J200 790129061033 RHRUN: READY FOR REQUEST
.I280 790129061034 /*BPS=13006 */
.I280 790129061035 CLOSE ALK ; CLOSE M01;
```

```
;J209 790129061038 RHRUN: EXECUTION COMPLETE
;J200 790129061038 RHRUN: READY FOR REQUEST
;J209 790129061039 RHRUN: EXECUTION COMPLETE
;J200 790129061039 RHRUN: READY FOR REQUEST
;U000 790129061040 PIXSD: DATALANGUAGE OUTPUT PORT DIED HOST='CCA-SIP'
** SOCK=
.I280 790129061040
;U000 790129061040 RHRUN: REQUEST PROCESSING INTERRUPTED
;I416 790129061040 RHRUN: DATALANGUAGE EOF (^Z FOUND)
;J160 790129061040 FCRUN: BYE
;0032 790129061040 ASPRIN: HOST='CCA-SIP' SOCK=8 USER='SDAC.SIP' REALMS
**=457360 CPUMS=90748 PGFLT=878 PAGSEC=19593 LOADED=74 INCORE=433436 LK
**TOT=103 LKCNFN=2 DEVMT=3 BFSWP=603 COMMANDS=18 REQUESTS=4 FILEWR=4 PGR
**D=4 PGWR=312 TBMRL=1 TBMRD=22 PCHS=1232 PCSS=3868 SXPFR=2 PASDA=5120 P
**DSDA=3880 BGFILES=4 REOPENS=3 DIRF=5 DINS=20 DIRD=37 DIWR=129 DBWR=8 N
**AFN=7 DLMSGWR=37 DLMSGRD=27 DLBYWR=5933 DLBYRD=655 PORTRD=4 MSGRD=625
**BYTERD=155718 BITRD=4982976
.J900 790129061045 FCFINI: END OF SESSION
;0035 790129061045 ASFINI: HOST='CCA-SIP' SOCK=8 USER='SDAC.SIP' REALMS
**=465437 CPUMS=92185 PGFLT=979 PAGSEC=19884 LOADED=76 INCORE=440269 LK
**TOT=112 LKCNFN=2 DEVMT=3 BFSWP=603 COMMANDS=18 REQUESTS=4 FILEWR=4 PGR
**D=4 PGWR=312 TBMRL=1 TBMRD=22 PCHS=1232 PCSS=3868 SXPFR=2 PASDA=5120 P
**DSDA=3880 BGFILES=4 REOPENS=3 DIRF=6 DINS=22 DIRD=44 DIWR=133 DBWR=8 N
**AFN=8 DLMSGWR=38 DLMSGRD=28 DLBYWR=6125 DLBYRD=672 PORTRD=4 MSGRD=625
**BYTERD=155718 BITRD=4982976
```