

AD-A063 916


MIDDLE EAST TECHNICAL UNIV ANKARA (TURKEY) DEPT OF --ETC F/6 4/1
THE BEHAVIOUR OF IONOSPHERIC TOTAL ELECTRON CONTENT OVER ANKARA--ETC(U)
DEC 77 Y K TULUNAY AFOSR-75-2800

UNCLASSIFIED

AFGL-TR-78-0300

NL

|OF|
AD
A063916



END
DATE
FILMED
4-79
DDC

AFGL-TR-78-0300

LEVEL

12

THE BEHAVIOUR OF IONOSPHERIC TOTAL ELECTRON
CONTENT OVER ANKARA

Y. Kabasakal Tuluoglu

Middle East Technical University (METU)
Department of Physics
Ankara, Turkey

Final Report



Approved for public release; distribution unlimited.

DDC FILE COPY

AD A063916

Qualified requestors may obtain additional copies from
the Defense Documentation Center. All others should
apply to the National Technical Information Service.

Unclassified

SECURITY CLASSIFICATION OF THIS PAGE (When Data Entered)

19 REPORT DOCUMENTATION PAGE		READ INSTRUCTIONS BEFORE COMPLETING FORM	
18 1. REPORT NUMBER	2. GOVT ACCESSION NO.	3. RECIPIENT'S CATALOG NUMBER	
AFGL-TR-78-0300		9	
4. TITLE (and Subtitle)		5. TYPE OF REPORT & PERIOD COVERED	
THE BEHAVIOUR OF IONOSPHERIC TOTAL ELECTRON CONTENT OVER ANKARA.		Final Report. 1 Jan 75 - 31 Dec 77.	
7. AUTHOR(s)		8. CONTRACT OR GRANT NUMBER(s)	
10 Y. Kabasakal/Tulunay		15 ✓ AFOSR-75-2800	
9. PERFORMING ORGANIZATION NAME AND ADDRESS		10. PROGRAM ELEMENT, PROJECT, TASK AREA & WORK UNIT NUMBERS	
Middle East Technical University (METU) Department of Physics Ankara, Turkey		16 46430002 17 05	
11. CONTROLLING OFFICE NAME AND ADDRESS		12. REPORT DATE	
Air Force Geophysics Laboratory Hanscom AFB, Massachusetts 01731 Monitor/John P. Mullen/PHP		11 31 Dec 1977	
14. MONITORING AGENCY NAME & ADDRESS (if different from Controlling Office)		13. NUMBER OF PAGES	
12 51 p.		49	
		15. SECURITY CLASS. (of this report)	
		Unclassified	
		15a. DECLASSIFICATION/DOWNGRADING SCHEDULE	
16. DISTRIBUTION STATEMENT (of this Report)			
Approved for public release; distribution unlimited.			
17. DISTRIBUTION STATEMENT (of the abstract entered in Block 20, if different from Report)			
18. SUPPLEMENTARY NOTES			
19. KEY WORDS (Continue on reverse side if necessary and identify by block number)			
Total electron content _{deg.} → about 20 x 10 to the 16th power el/sg.m.			
20. ABSTRACT (Continue on reverse side if necessary and identify by block number)			
Total Electron Content (TEC) was determined between October, 1975 and August, 1976 from measurements of the Faraday rotation of a plane polarized wave transmitted at 140 MHz from the geostationary satellite ATS 6, located at approximately 35°E over the equator. The computed results are presented as diurnal variations for single days and monthly means. Maximum daytime TEC values were observed in April (20 x 10 ¹⁶ el/m ²) and minimum in January (9 x 10 ¹⁶ el/m ²); maximum night-time values were observed in → next page about 9 x 10 to the 16th power el/sg.m			

Unclassified

→ about 3×10^{10} to the 16th power el/sq.m.

SECURITY CLASSIFICATION OF THIS PAGE(When Data Entered)

January and February ($\approx 3 \times 10^{16}$ el/m²). The response of TEC to the high magnetic activity associated with substorms was found to depend greatly on the time of day when the storm occurred.

ACCESS TO	Section	<input checked="" type="checkbox"/>
NO	Section	<input type="checkbox"/>
BY	DISTRIBUTION/AVAILABILITY CODES	
Dist.	Avail.	of SPECIAL
A		

Unclassified

SECURITY CLASSIFICATION OF THIS PAGE(When Data Entered)

THE BEHAVIOUR OF IONOSPHERIC TOTAL ELECTRON CONTENT OVER ANKARA

by

Y. Kabasakal Tulunay

Middle East Technical University (METU)
Department of Physics, Ankara, Turkey

ABSTRACT

Total Electron Content (TEC) was determined between October, 1975 and August, 1976 from measurements of the Faraday rotation of a plane polarized wave transmitted at 140 MHz from the geostationary satellite ATS 6, located at approximately 35° E over the equator. The computed results are presented as diurnal variations for single days and monthly means. Maximum daytime TEC values were observed in April ($\approx 20 \times 10^{16}$ el/m²) and minimum in January ($\approx 9 \times 10^{16}$ el/m²); maximum night-time values were observed in April ($\approx 10 \times 10^{16}$ el/m²) and minimum in January and February ($\approx 3 \times 10^{16}$ el/m²). The response of TEC to the high magnetic activity associated with substorms was found to depend greatly on the time of day when the storm occurred.

INTRODUCTION

In this investigation, the diurnal and monthly mean diurnal variation of the total electron content (TEC) with local mean time (LT) and the response of TEC to high magnetic activity have been studied.

While the geostationary satellite ATS 6 (Davies, et al., 1972) was located at 35°E longitude, the Faraday angular rotation of its plane-polarized 140 MHz transmissions was measured by a polarimeter in the Electrical Engineering Department of the METU, Ankara (40°N , 33°E , $L = 1.45$), between October 1975 and August 1976. The input to the recording system was a cross-yagi antenna (Oranc and Gerceker, 1975*). The polarization angle was recorded on a strip chart recorder. The location of the sub-ionospheric point was (36°N , 33°E).

The Faraday rotation angles were obtained by the standard method (Klobuchar, 1975*), and hence the TEC was computed. The " $n\pi$ " ambiguity was removed by making use of the critical frequency data obtained from the WDC-C1 for two ionosonde stations near the sub-ionospheric point.

RESULTS

MEAN DIURNAL VARIATION

In the investigation of large-scale variations of ionospheric electron content, hourly averages of TEC were plotted in local time (LT). The most striking feature of the daily TEC curves is the large day-to-day variability in both their shape and in the peak TEC value. This is seen by comparing figures 1(a) to 1(g) which are representative of the usual recordings. Magnetically quiet times were selected as indicated on the top of each figure by the small values of the three-hourly magnetic activity indices K_p for the particular day (lower scale) and for the previous day (upper scale). Sunrise and sunset times as observed on the ground and at an altitude of 400 km are also indicated by arrows. From the examples in the figures the following characteristic behaviour of the TEC data can be summarized :

* (Private Communication)

- (i) At sunrise, a small reduction in TEC occurs.
- (ii) Immediately following sunrise for some six hours the TEC-LT curves have approximately the same shape each day corresponding to a rapid increase in TEC.
- (iii) During the interval LT ~ 07-19h the TEC-LT curves show a seasonal dependence. In particular, they either assume a double-humped appearance characteristic of an equatorial anomaly (Fig. 1g) in August or else a single maximum (Fig. 1c) in February or more than two maxima (Fig. 1a, e) in October and in May.
- (iv) In the hours following sunset, TEC generally becomes approximately constant (Fig. 1a, b, c, d, g).
- (v) Usually, around LT ~ 24h a small but distinct maximum was observed (Fig. 1d, e, g) in April, in May and in August.

MEAN MONTHLY VARIATION

Monthly mean curves are shown in Figs. 2(a-d). The number of available TEC data for each hour is also given in the middle of each curve. As seen from the figures, the smallest TEC was observed in January after which TEC increased progressively reaching a maximum in April. Over this interval the TEC curves developed a distinct maximum between LT \approx 10-12h, then decreased slightly up to LT : 14-16h. The smallest TEC was observed just before sunrise. Total electron content data exhibited a maximum in April and a second maximum in June declining to a minimum in January. In June, July and August TEC was almost constant during LT = 09-18h. In summary, the winter TEC-LT curves exhibit sharp mid-day maxima, whereas the summer curves corresponding to long hours of daylight exhibit approximately a constant TEC over most of the day. The monthly curves have, on the average, approximately the same rate of increase of TEC following sunrise. The rate of decrease of TEC following sunset is slower in summer than in winter.

THE EFFECT OF MAGNETIC ACTIVITY ON TEC

In order to investigate the changes in TEC during geomagnetic storms, examples selected from various months are presented in Figs. 3 (a-c). On all these selected days, 3-hourly (3h) K_p indices exceeded 3. In each figure a TEC curve for the day before each selected day is also shown on the same scale, as an indication of the magnetically quiet behaviour of the data. In all these examples, TEC enhancements are rapid in the interval LT = 10-13h. The temporal variations of TEC associated with K_p were studied during the relatively strong substorm activity that occurred between 1.11.1975 and 20.11.1975. In Fig. 4 (a, b, c) TEC values averaged over three-hourly intervals are plotted against universal time (UT). Each figure also shows the 3h - K_p variation for the same period. The results of comparing each day with that of the previous (undisturbed) day can be summarized as follows; the three hourly averaged TEC-UT curves varied smoothly with maximum values being observed between LT = 11-14h on the quiet periods. It was found that an increase in K_p in the evening hours was followed by an enhancement in TEC in the first half of the next day, and that the TEC maxima became narrower and shifted to earlier hours, i.e. to LT = 8-11h. Generally, in the afternoon, TEC was decreased compared with that of the previous day (e.g. 2-3.11.1975). If K_p increased in the morning (e.g. 9.11.1975), there was an enhancement in TEC, but again maximum TEC values occurred around LT ~ 11h. This enhancement in TEC, associated with high magnetic activity, does not continue into the day following the substorm. On the contrary, there is then a decrease in TEC as a whole (e.g. 4.11.1975). The storms occurring in the afternoon do not cause any distinct variations in TEC (e.g. 5.11.1975). Furthermore, there were no enhancements of TEC during substorms which followed the mainstorm on 3.11.1975.

DISCUSSION

Total Electron Content observations of other workers, which refer to different geographical locations, have exhibited different behaviour diurnally,

seasonally, and with magnetic activity (e.g. Kane 1975, Davies et al., 1977). In the present observations, Ankara TEC values exhibited both mid-latitude and low-latitude characteristics, in particular, midnight maxima and equatorial anomaly characteristics. The winter anomaly in topside electron content has not been observed in Ankara data, but a tendency toward the semi-annual anomaly is obvious since the largest TEC values were observed in March and April.

The behaviour of TEC in magnetic storms, as observed at Ankara, was very dependent on the time of day when the storm occurred. This observation is different from that of Papagiannis et al. (1971) who observed for (39°N , 70°W , $L = 2.51$) variations in TEC around dusk due to high magnetic activity. They concluded that the main changes observed in TEC occurred around dusk, and therefore they argued that these changes in TEC can be associated with changes in the dawn-dusk convection electric field. Although the observations reported here were made at almost the same geographical latitude as those of Papagiannis et al. (1971), the present results indicate that the response of TEC to high magnetic activity is very dependent upon location.

The nighttime maxima, especially those observed in the diurnal spring and summer TEC-LT curves in Fig. 1, support the suggestion that horizontal plasma fluxes (Ebel et al. 1976) give rise to local TEC enhancements at night.

ACKNOWLEDGEMENTS

The polarimeter was supplied through the grant AFOSR 75-2800. The author wishes to thank Mr. R. W. Smith who provided from the WDC-C1 at Appleton Laboratory, Slough, all the foF2 data used for this study Dr. H. Oranc and Mr. O. Gerceker who provided the Faraday signal data, Mr. S. Ataktürk and Mr. A. Özcan who reduced the data, Dr. J. A. Klobuchar, Dr. G. L. Goodwin, Dr. P. H. G. Dickinson, Dr. E. Bramley and Dr. D. M. Willis for valuable discussions.

REFERENCES

- DAVIES K., FRITZ R.B. and GRUBB R.N. 1972 J. Environ. Sci. 4, 31.
- DAVIES K., DEGENHARDT W., HARTMANN G. K. and LEITINGER R. 1977 Report, Max Planck Inst. Für Aeronomie, (Germany)
- EBEL A., SCHMIDT G. and TAURIAINEN A. 1976 J. atmos. terr. Phys. 38, 207.
- KANE R. P. 1975 J. atmos. terr. Phys. 37, 611.
- PAPAGIANNIS M. D., MENDILLO M. and KLOBUCHAR J. A. 1971 Planet. and Space Sci. 19, 503.

FIGURE CAPTIONS

- FIGURE 1 (a-g) Some typical examples of daily TEC variation in local mean time (LT) on magnetically quiet periods. G1, G2 indicate ground level sunrise and sunset respectively; A1, A2 sunrise and sunset respectively at 400 km altitude. Top scales : previous day and same day values of 3h-K_p.
- FIGURE 2 (a-j) Monthly averaged TEC variation in local mean time (LT). G1, G2 indicate ground level sunrise and sunset respectively; A1, A2 sunrise and sunset respectively at 400 km altitude.
- FIGURE 3 (a-c) TEC variation in local mean time (LT) on occasions of high magnetic activity is shown by the solid line, and for low magnetic activity (on the previous day) by the dashed line. G1, G2 indicate ground level sunrise and sunset respectively, A1, A2 sunrise and sunset respectively at 400 km altitude.
- FIGURE 4 (a-c) Temporal variation of TEC during a magnetically active period in November 1975. On the upper part of the figures changes in the 3h-K_p magnetic activity index are plotted in universal time (UT).

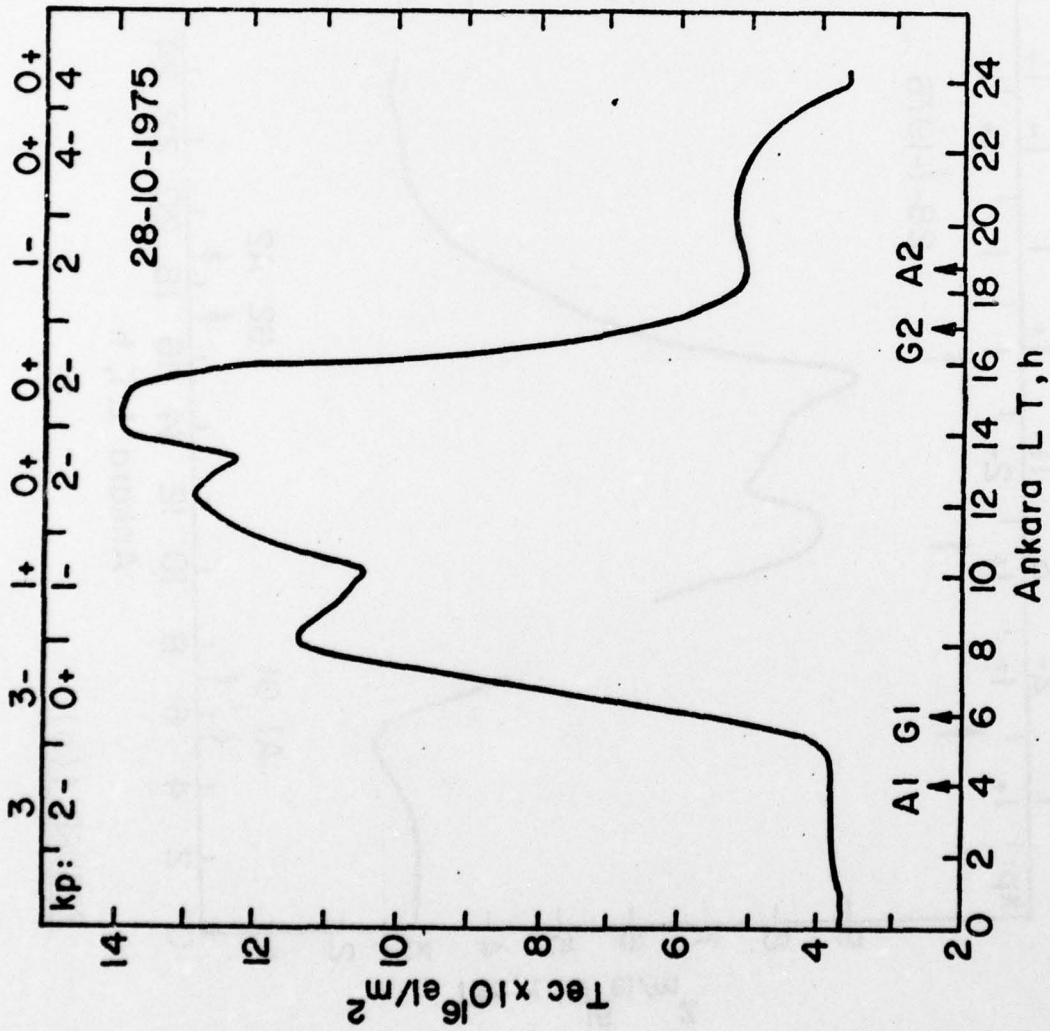


FIGURE 1(a)

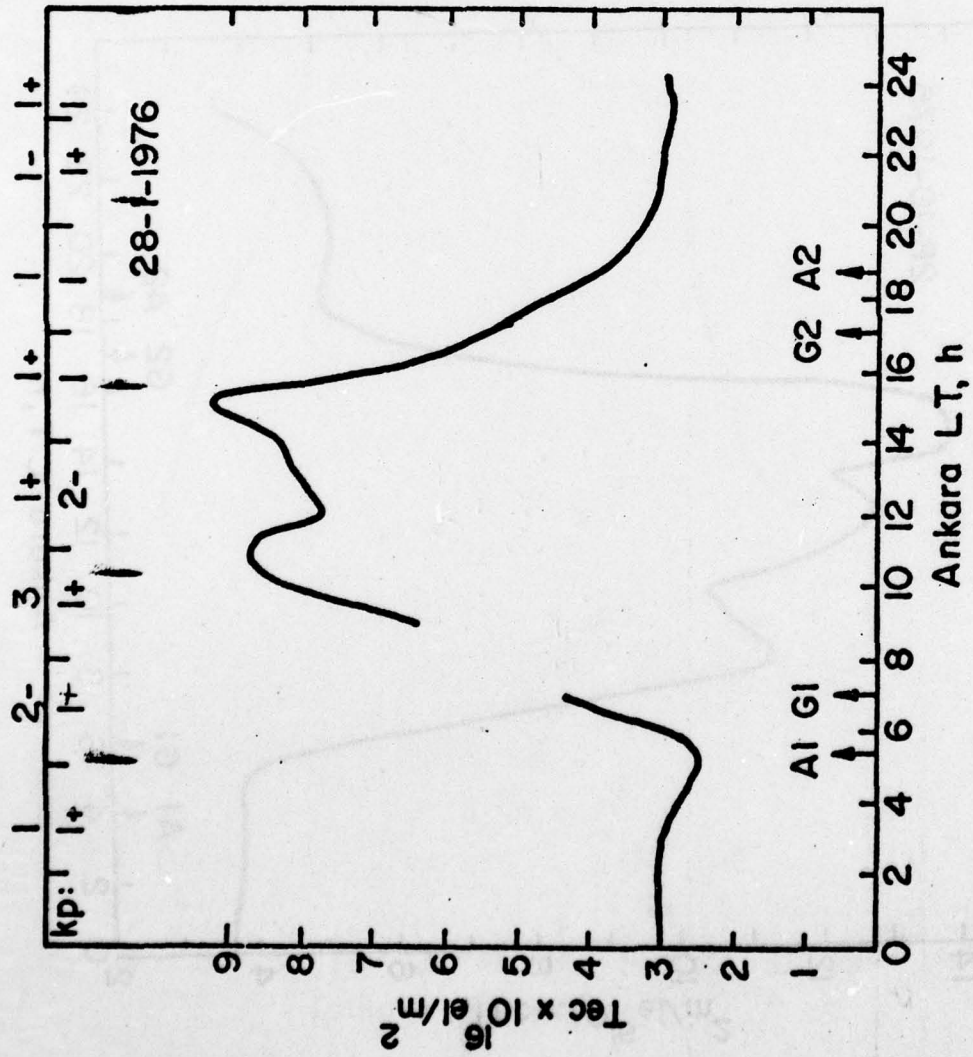


FIGURE 1(b)

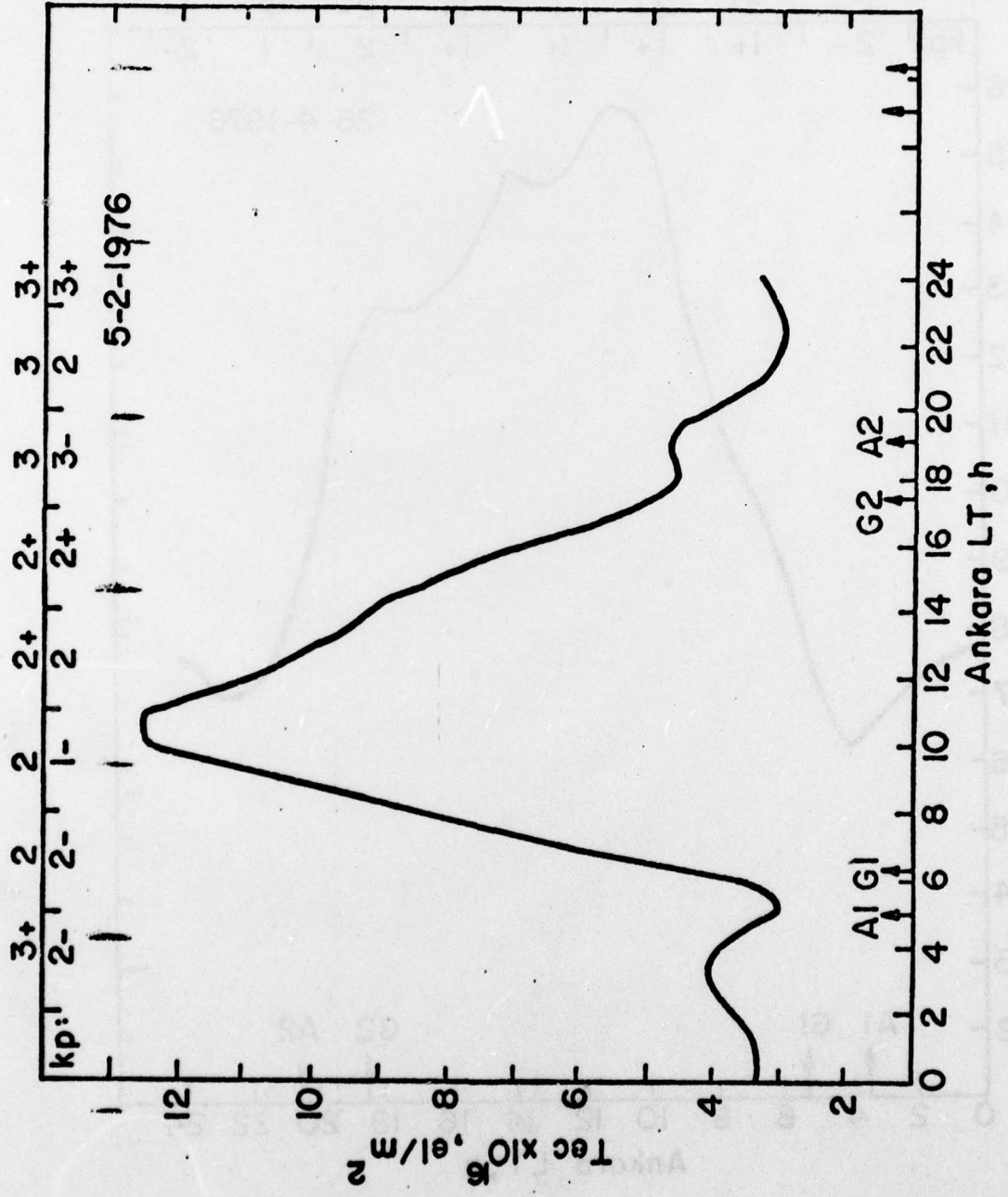


FIGURE 1(c)

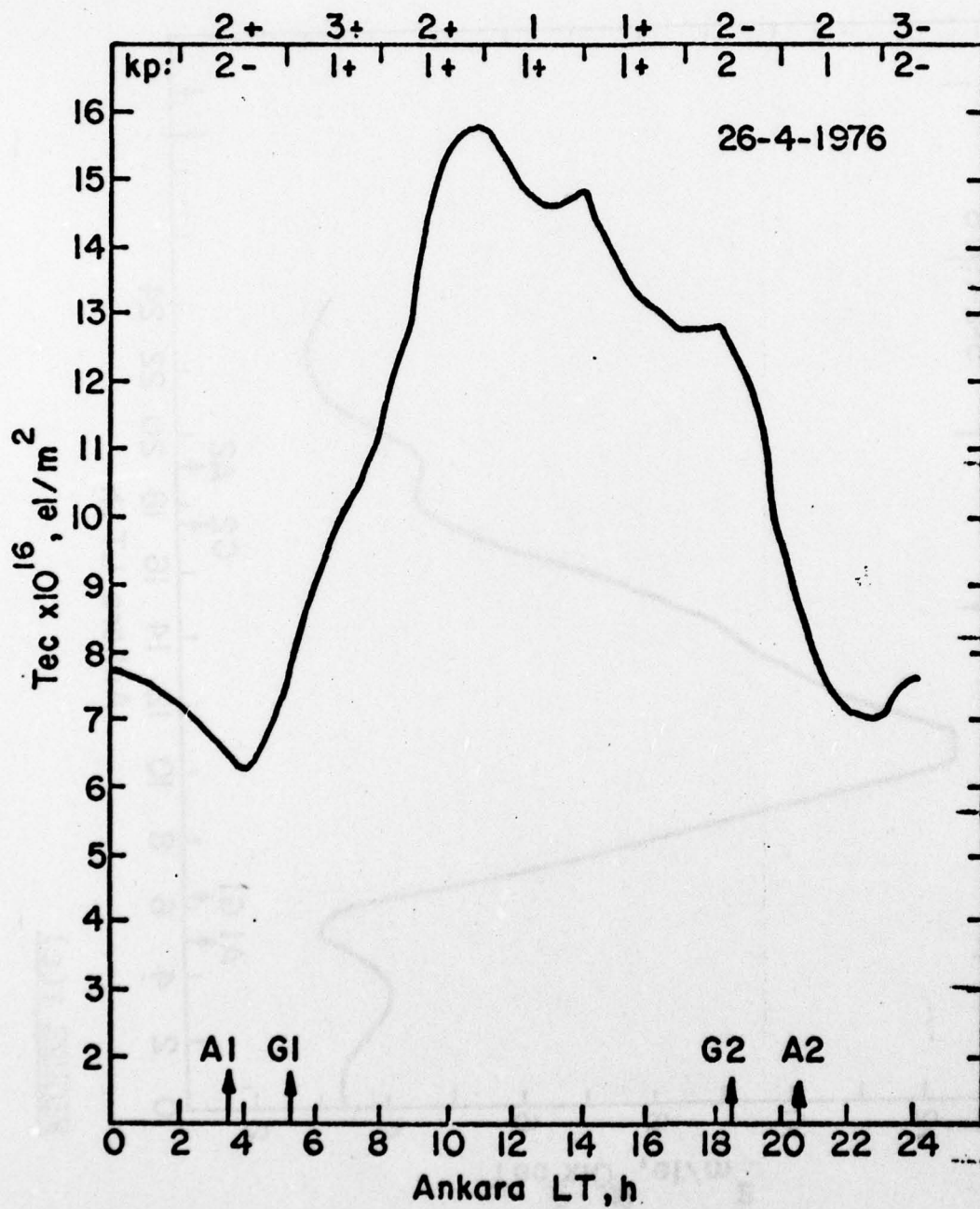


FIGURE 1(d)

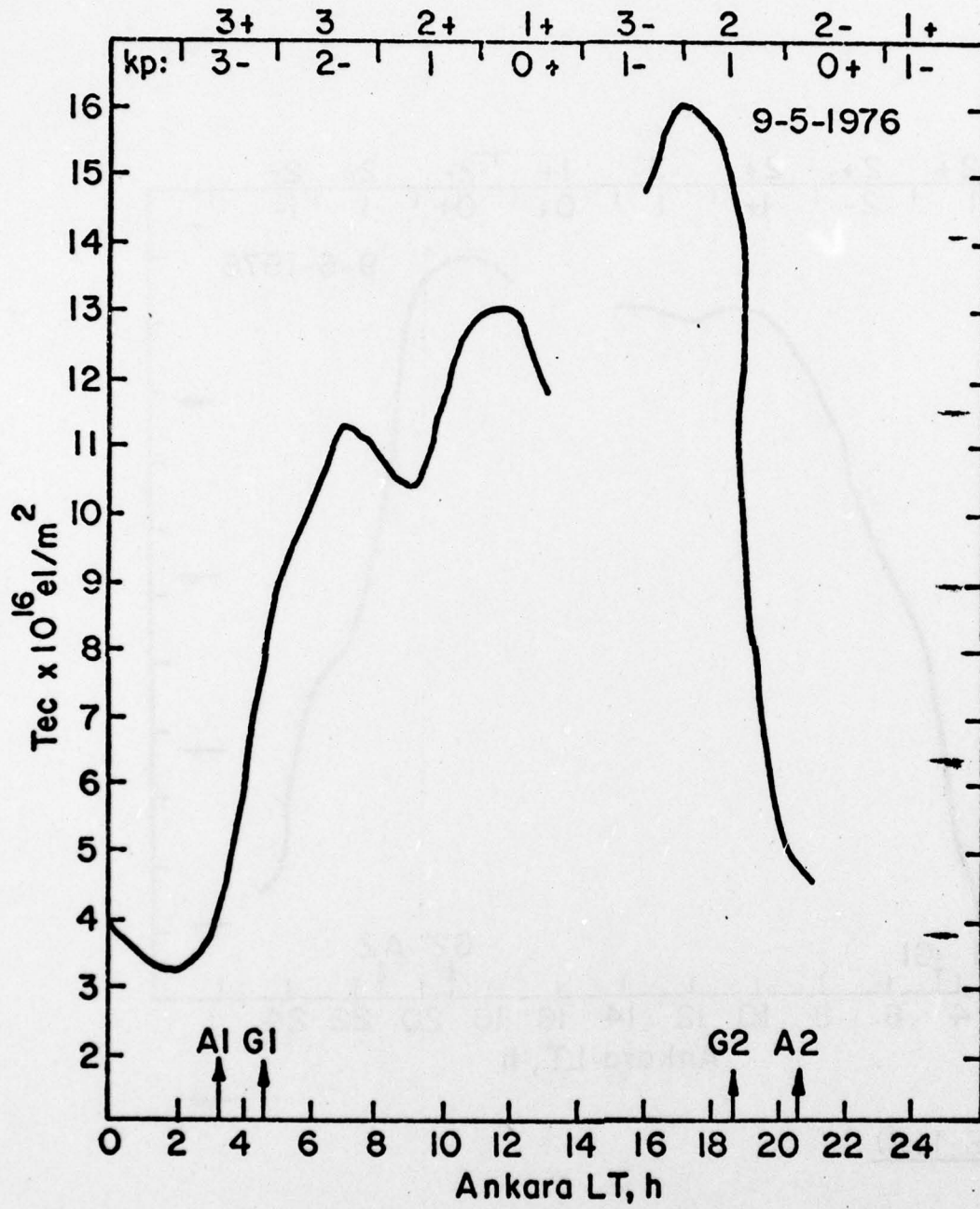


FIGURE 1(e)

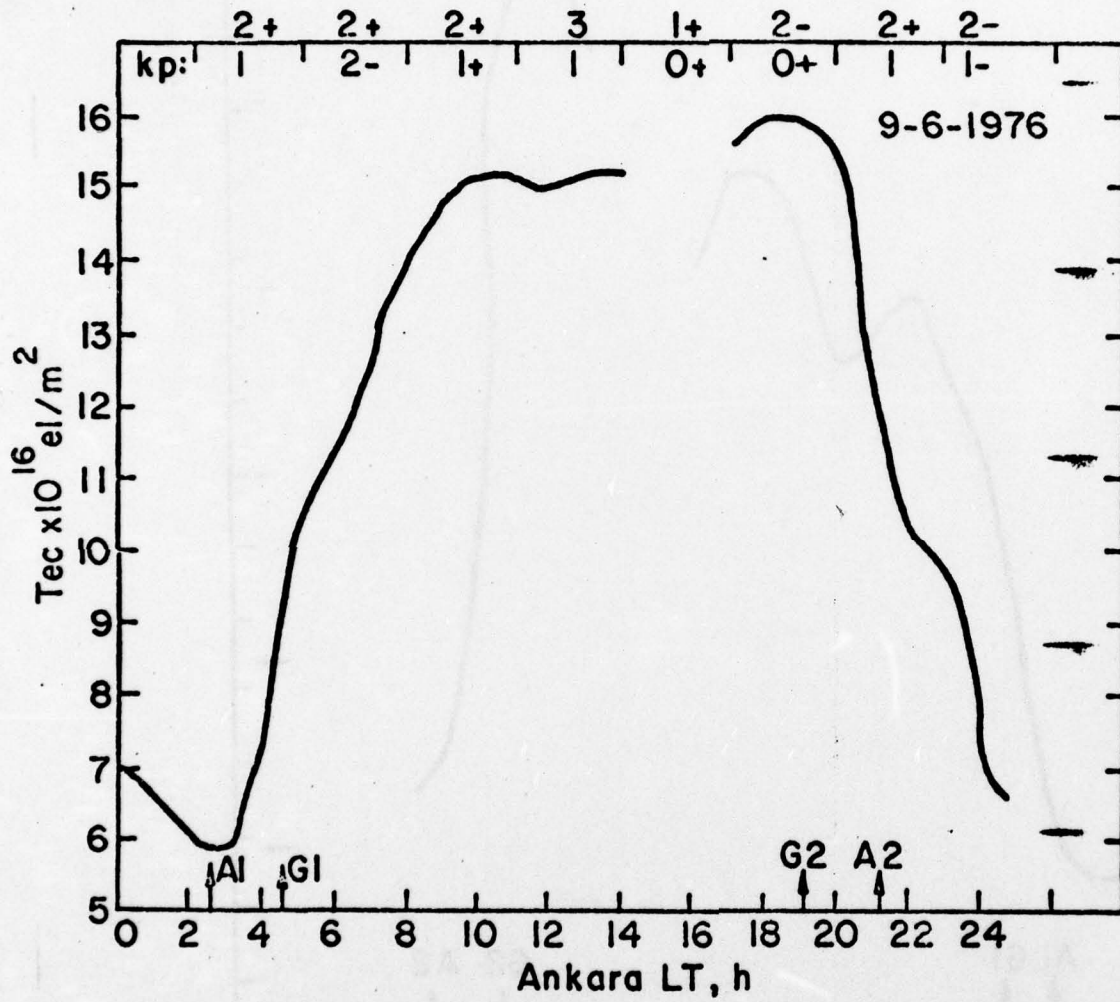


FIGURE 1(f)

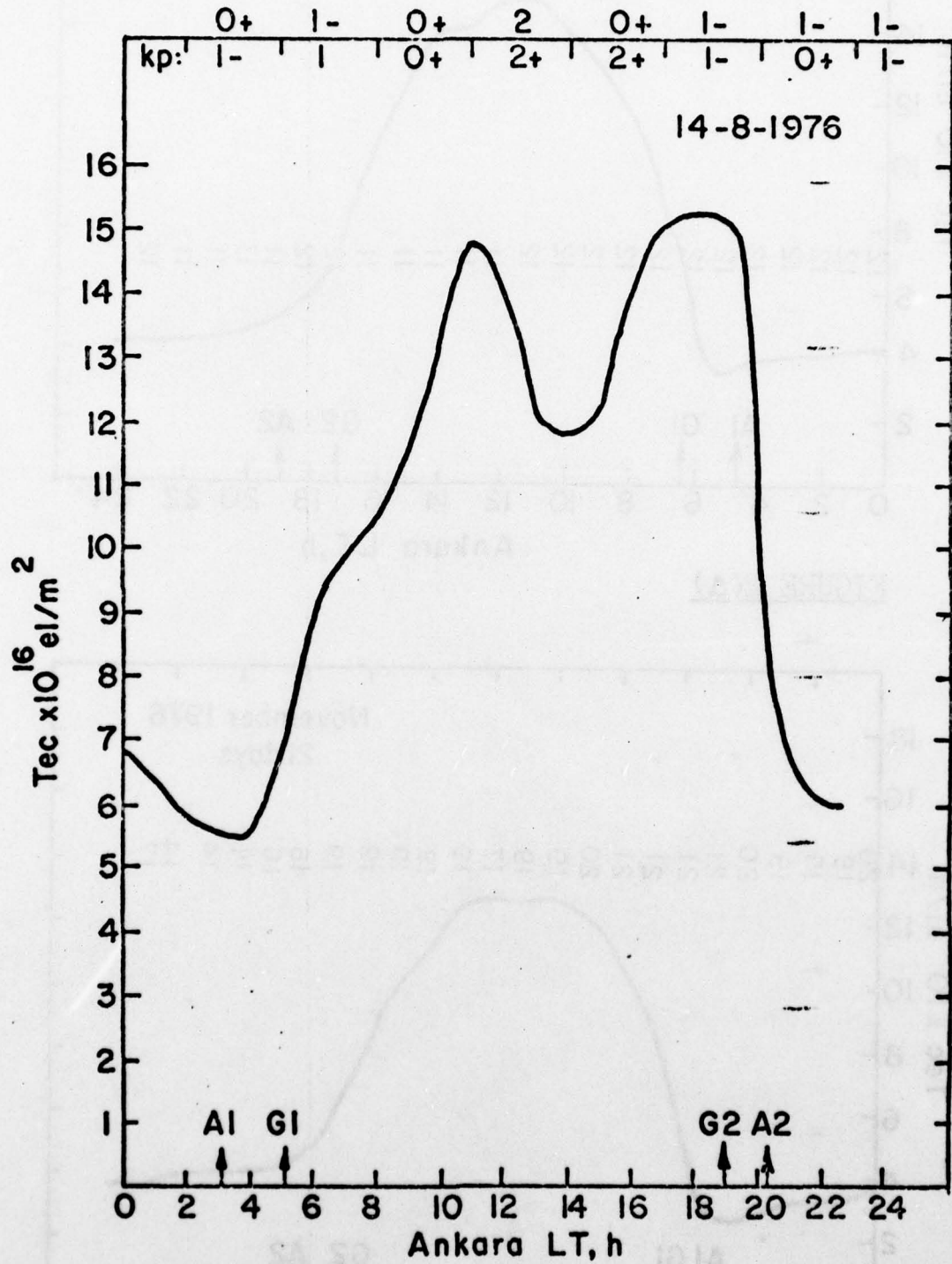


FIGURE 1(g)

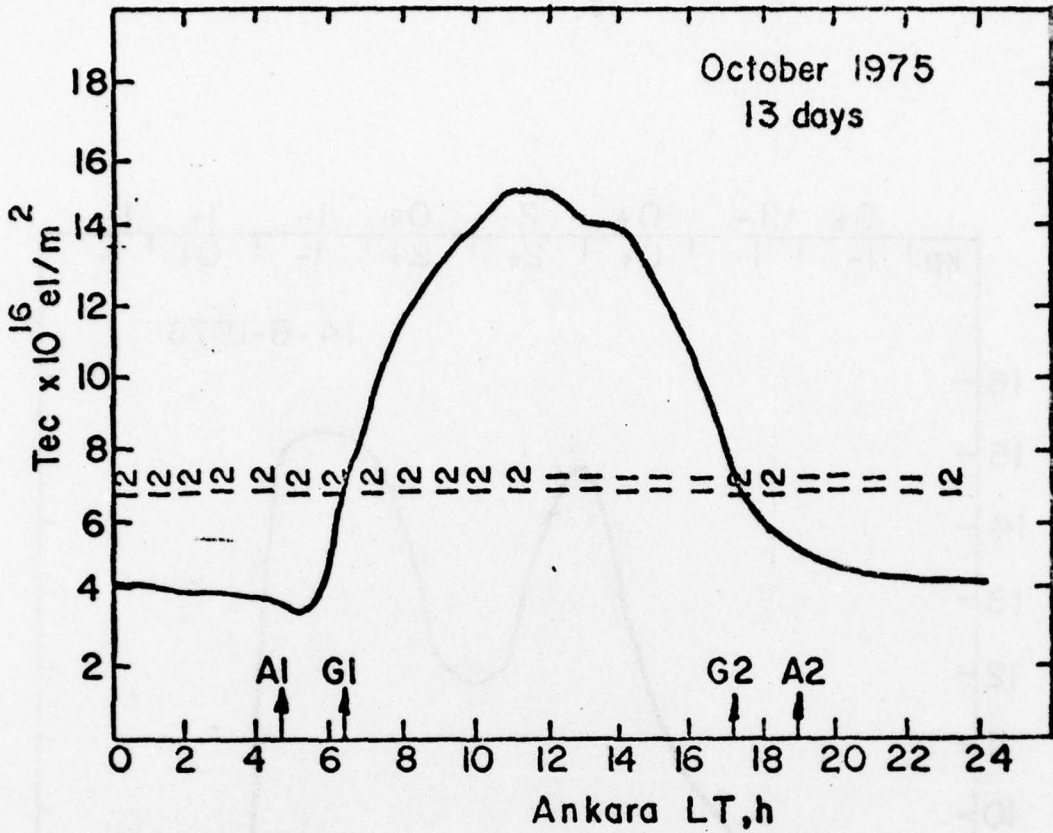


FIGURE 2(a)

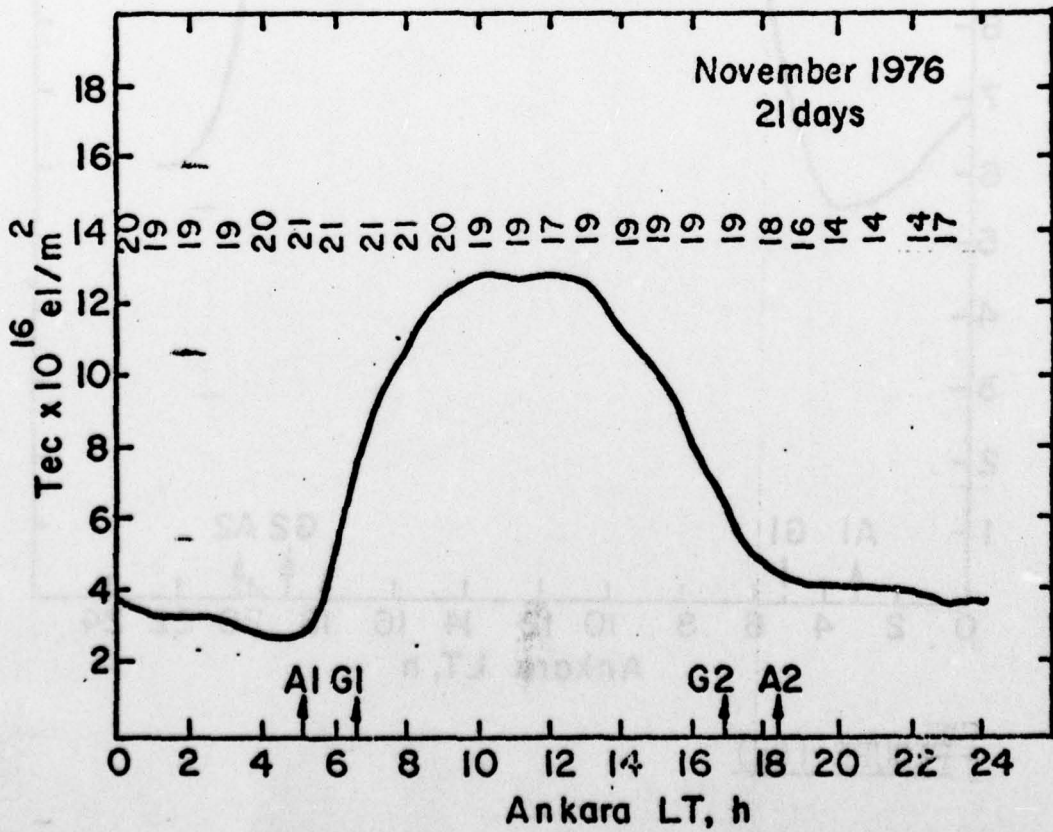


FIGURE 2(b)

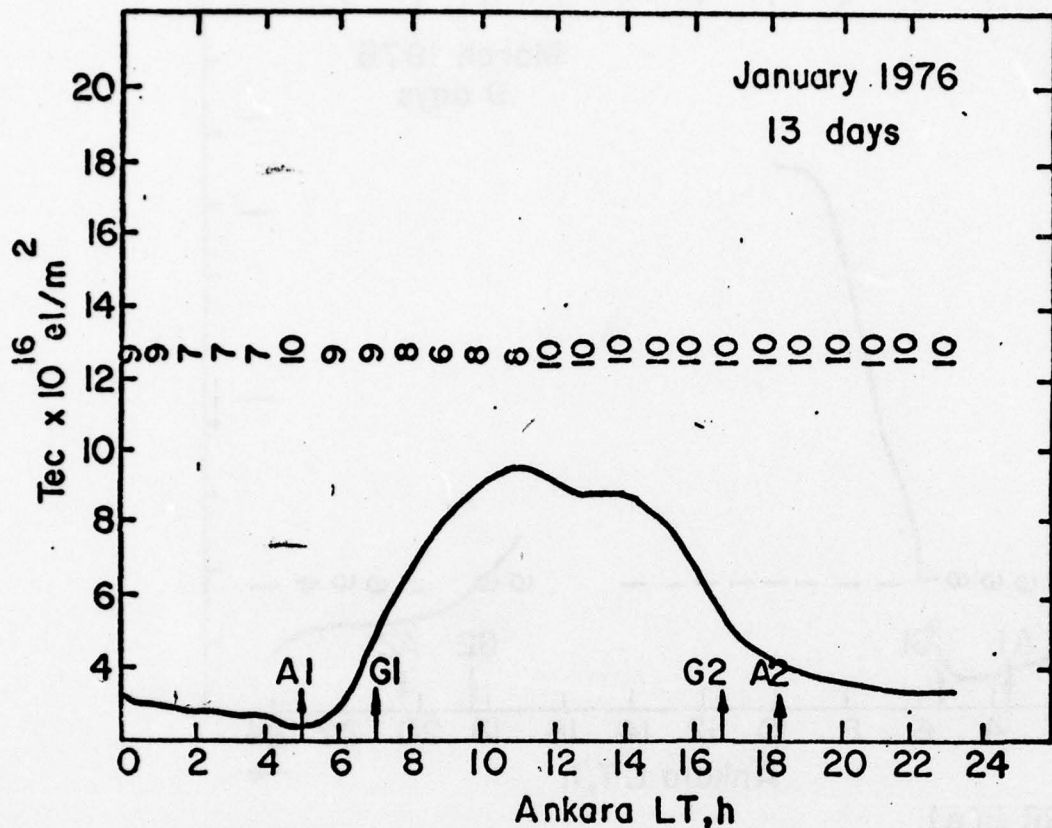


FIGURE 2(c)

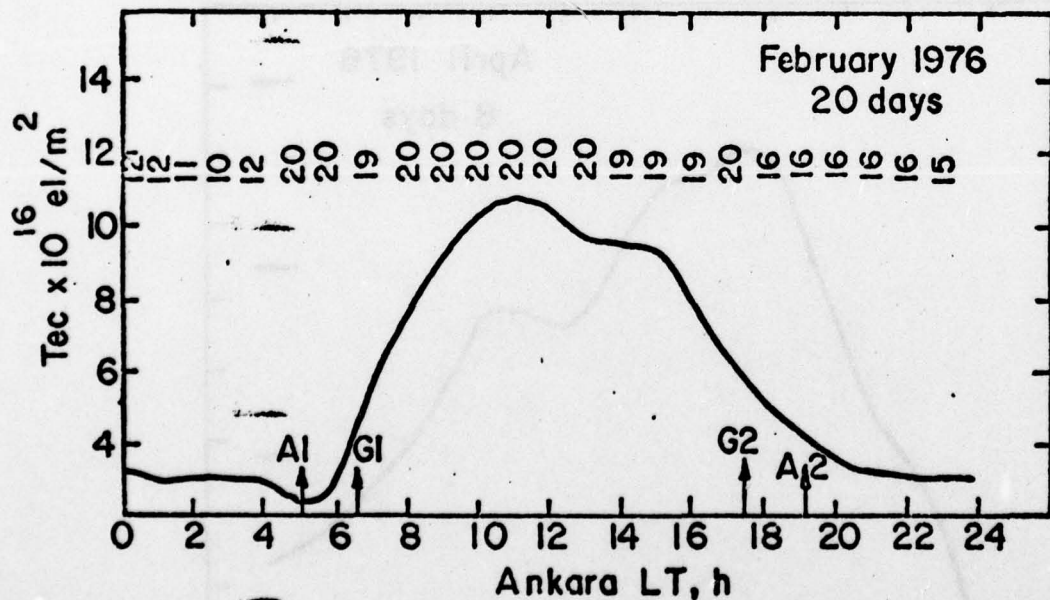


FIGURE 2(d)

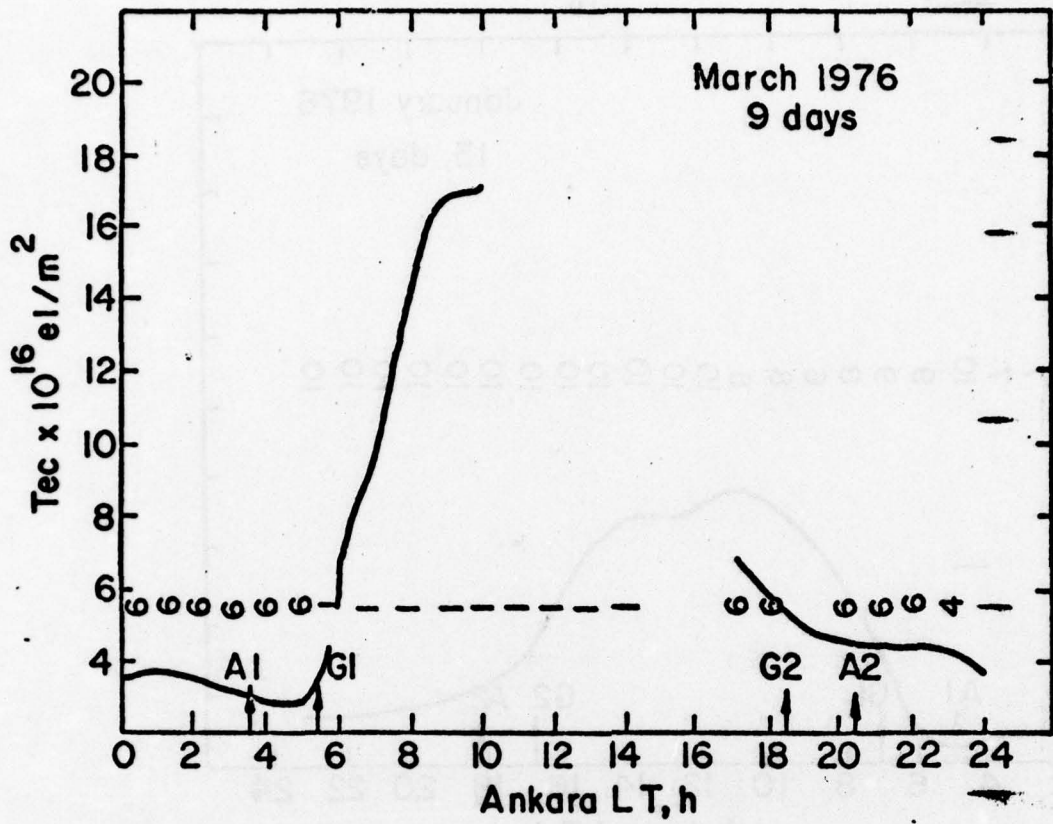


FIGURE 2(e)

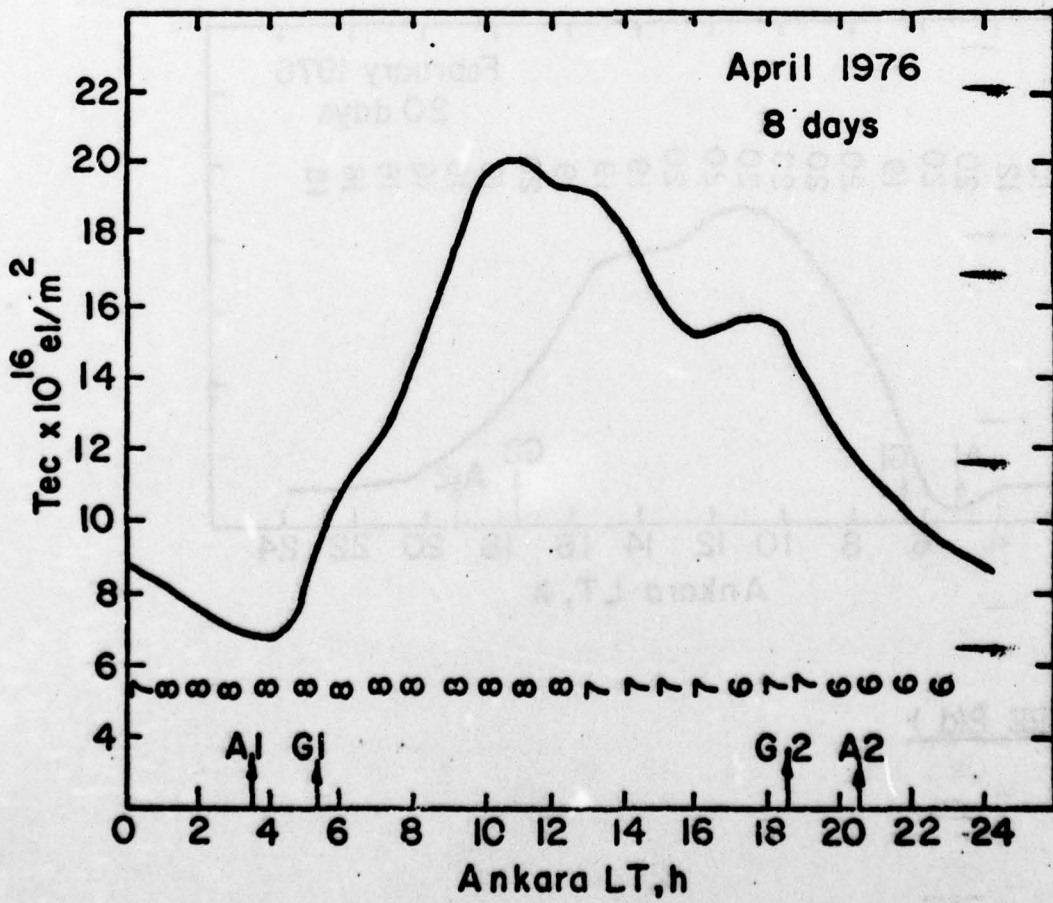


FIGURE 2(f)

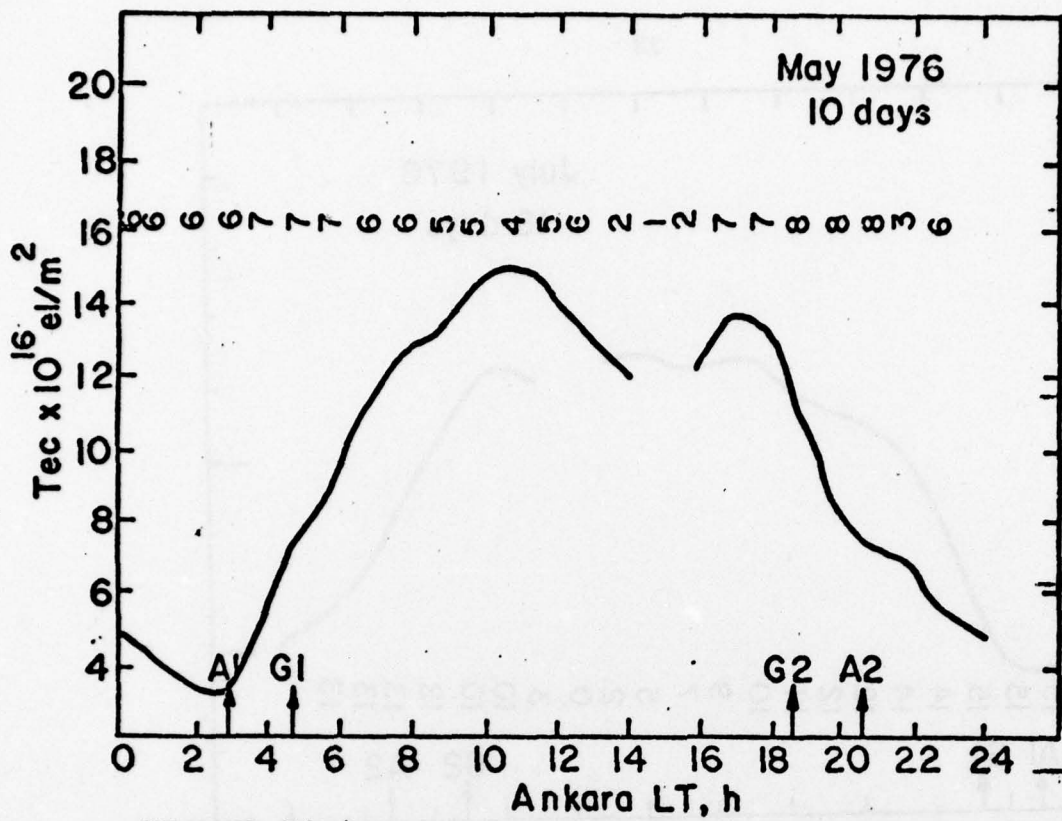


FIGURE 2(g)

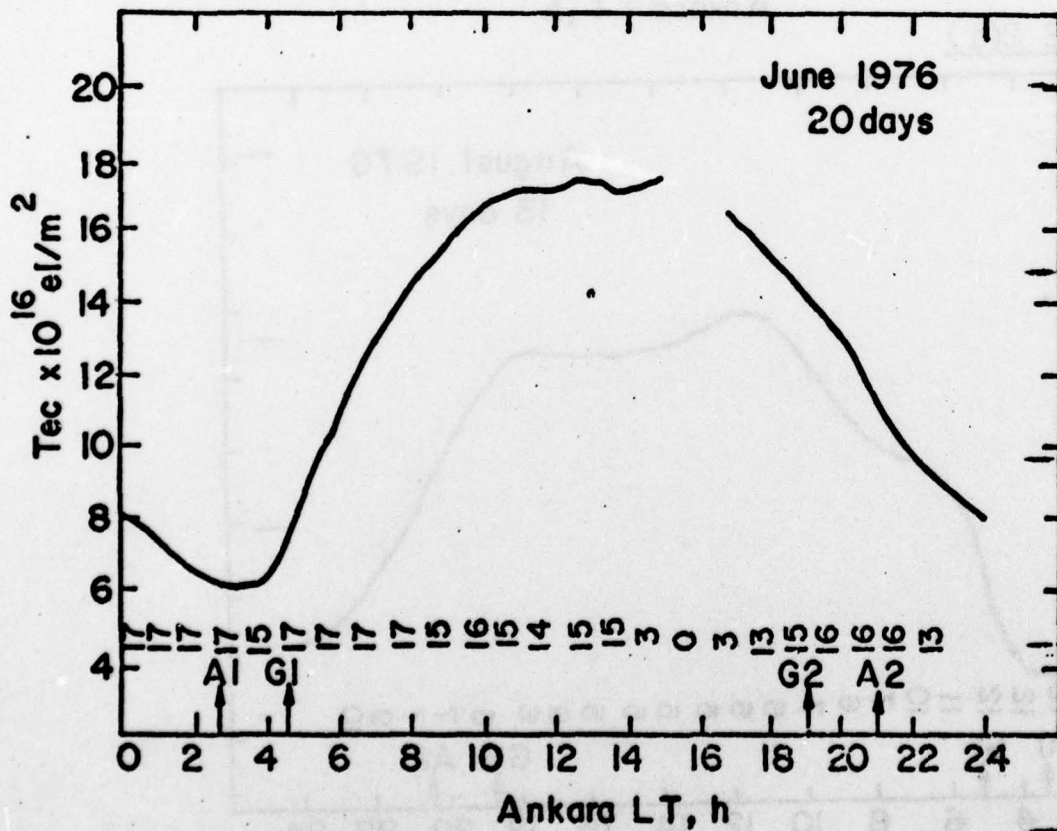


FIGURE 2(h)

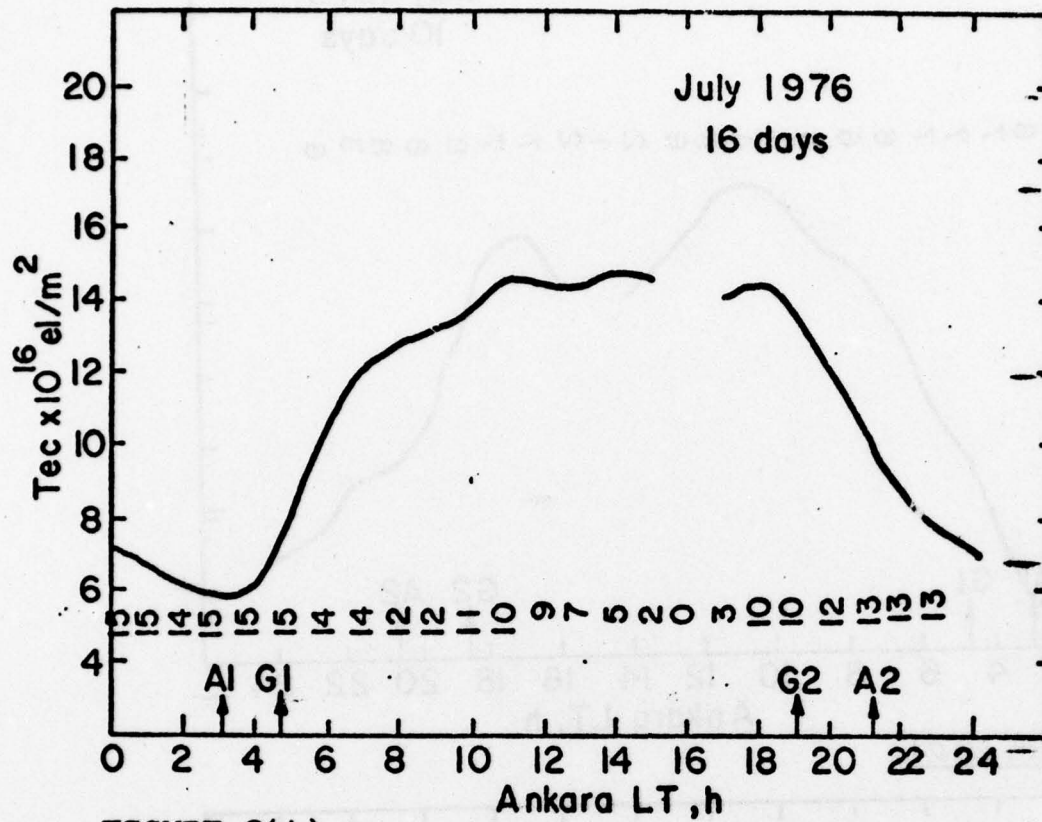


FIGURE 2(i)

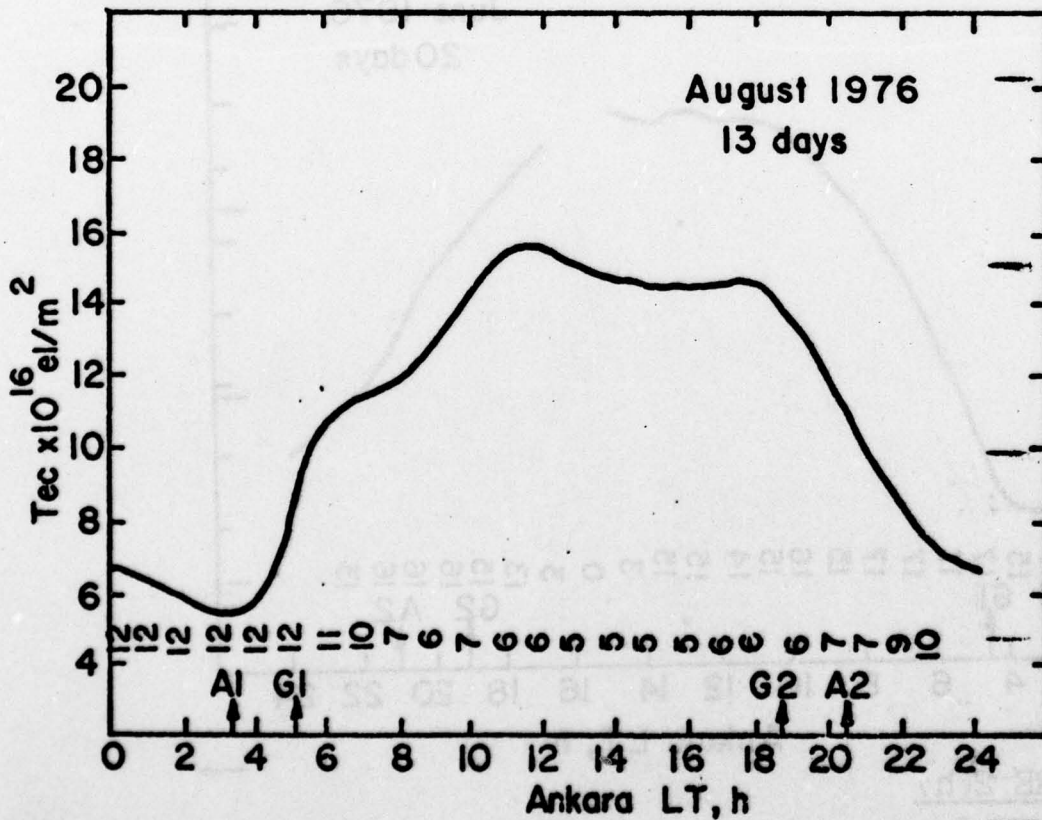


FIGURE 2(j)

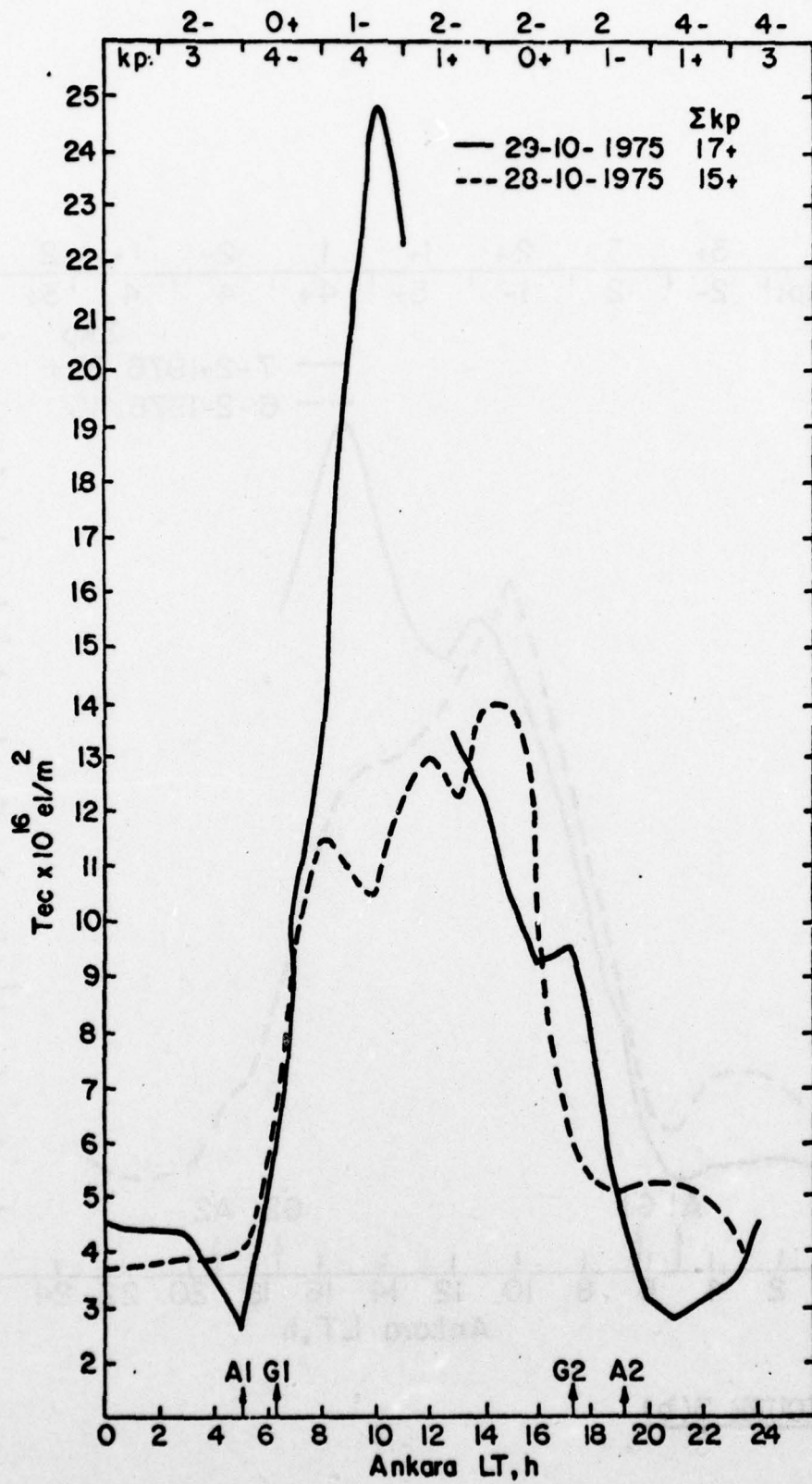


FIGURE 3(a)

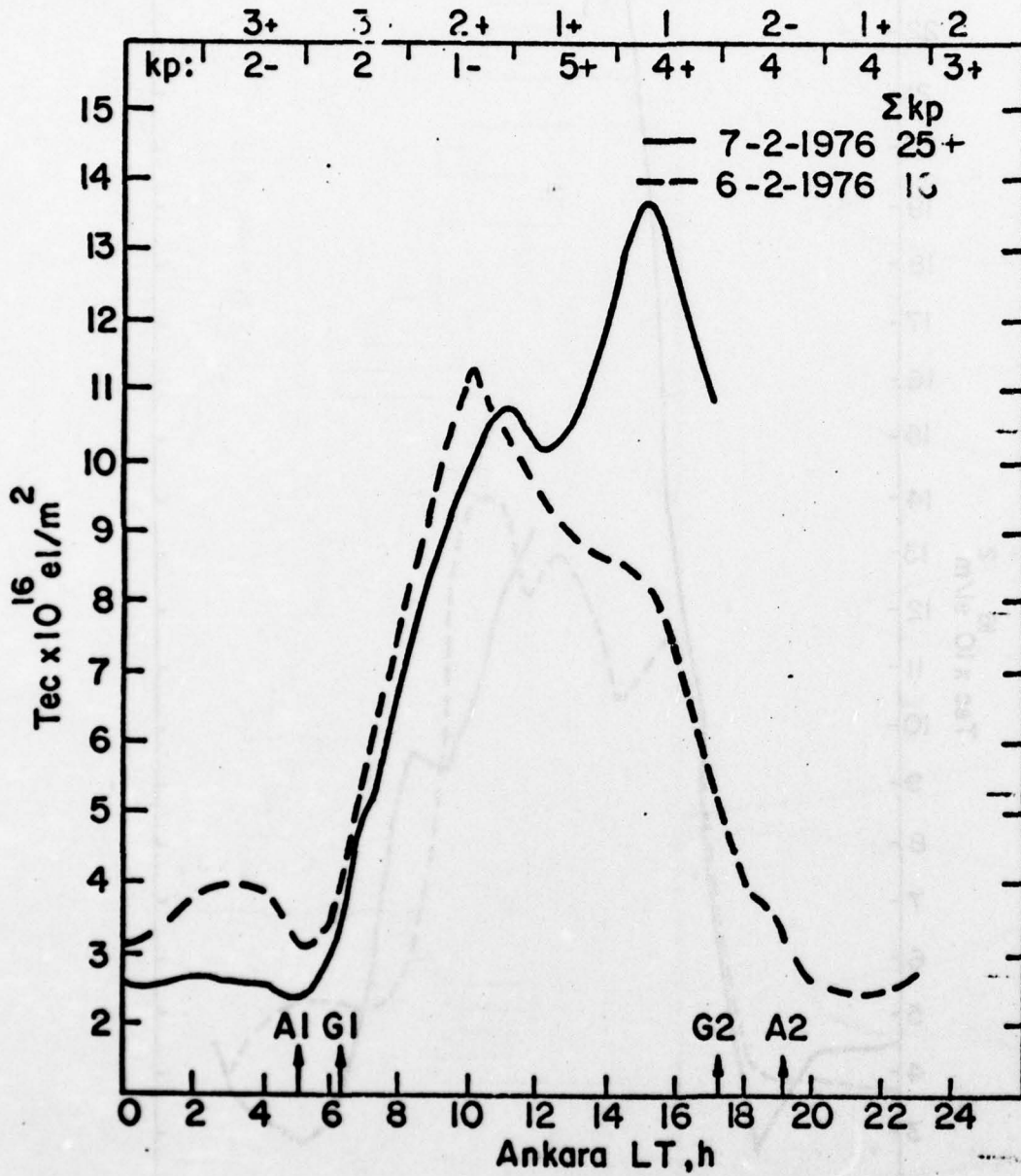


FIGURE 3(b)

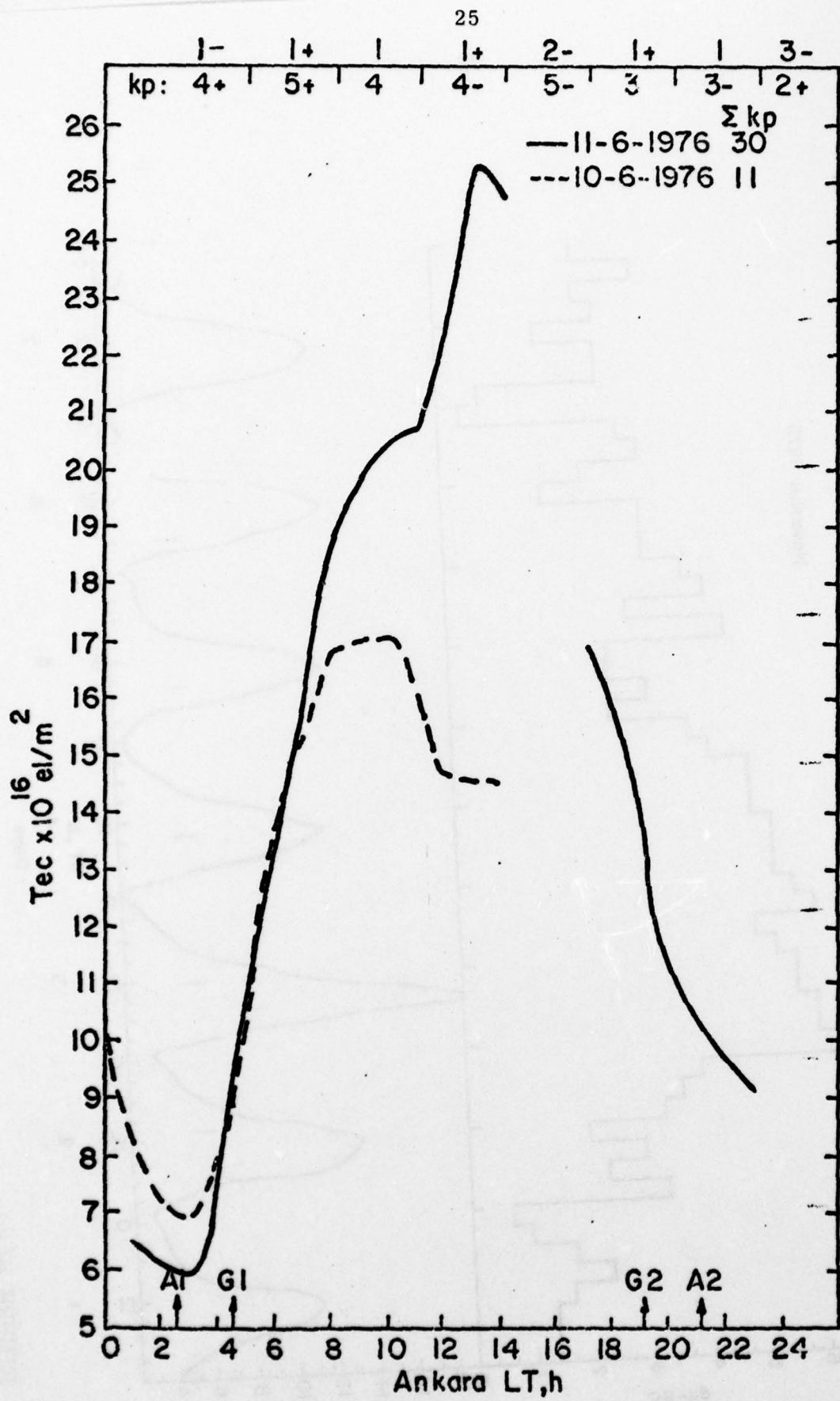


FIGURE 3(c)

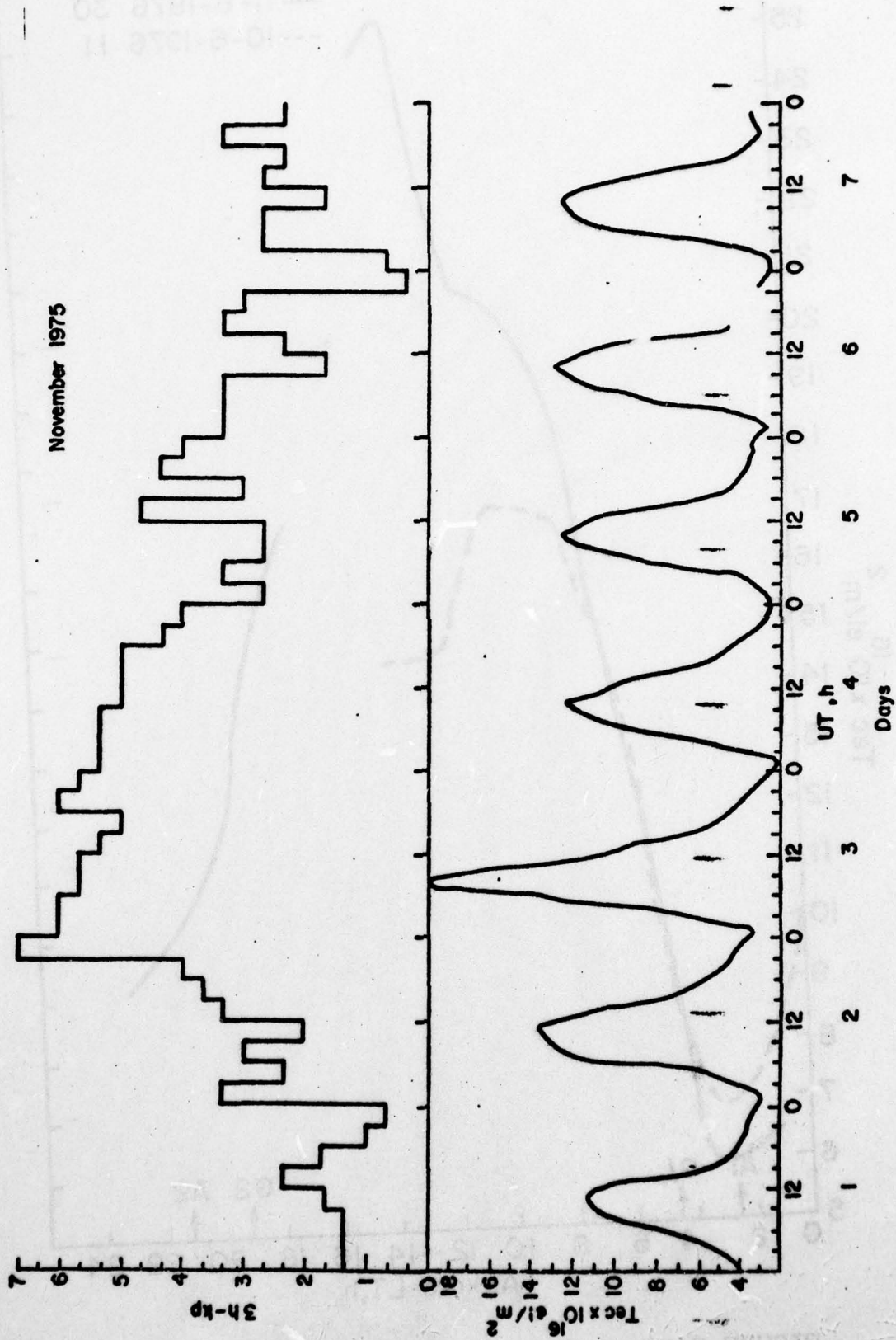


FIGURE 4(a)

November 1975

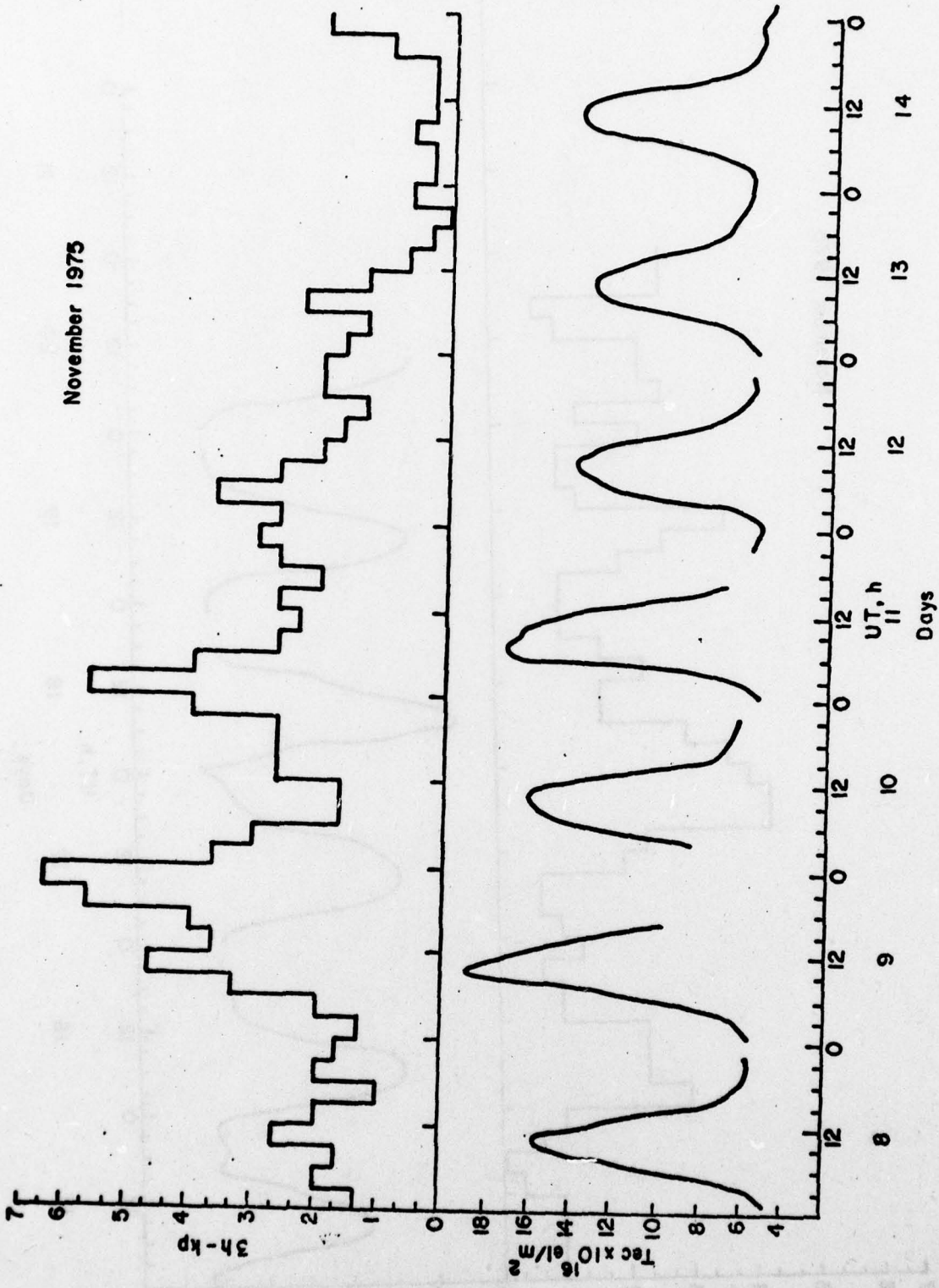


FIGURE 4(b)

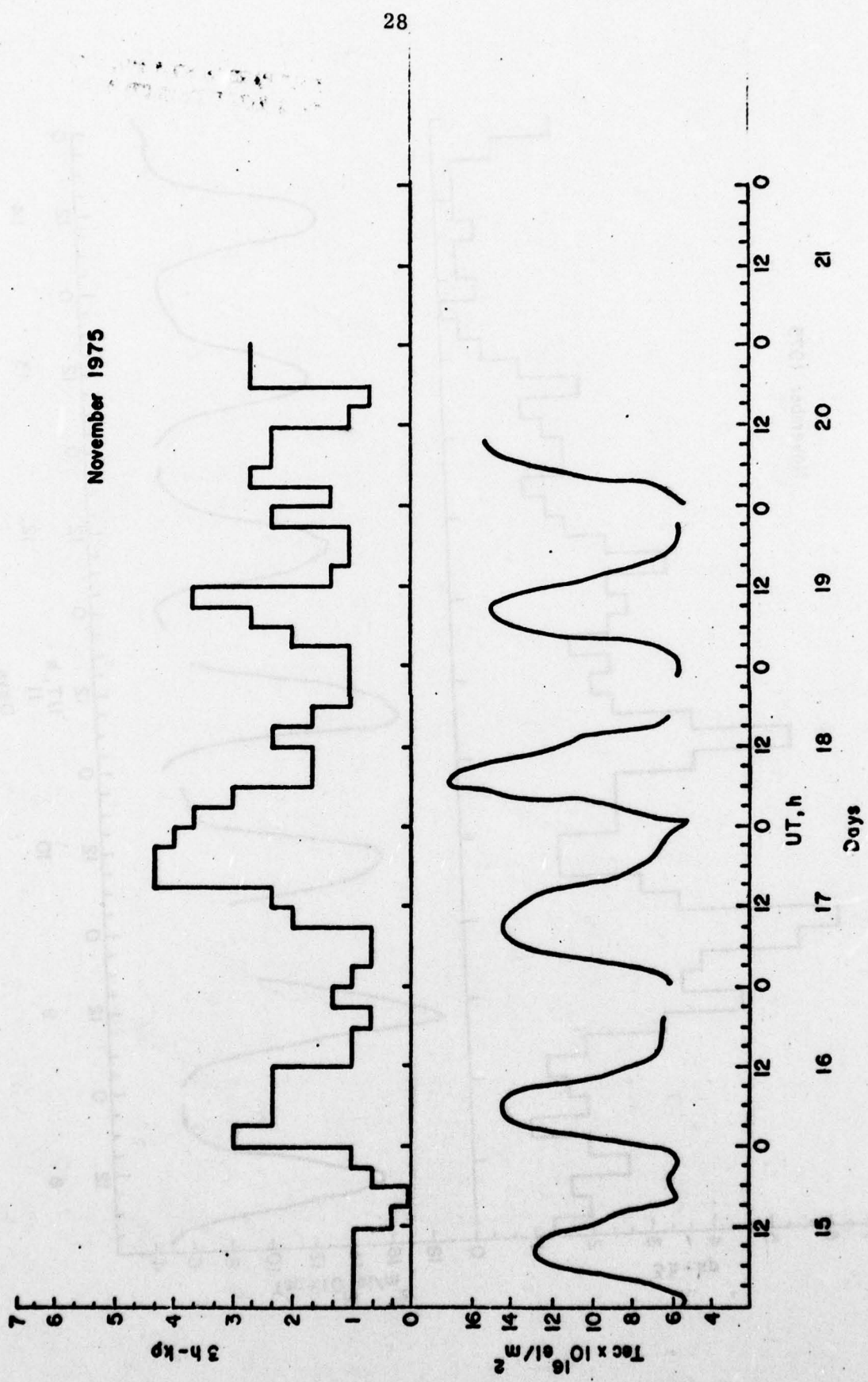


FIGURE 4(c)

G.K. Tuohimäki, Middle East Technical University, Department of Physics.

1-)		17/10/1975		NUMBER OF DATA=0									NO DATA=0											
0	1	2	3	4	5	6	7	8	9	10	11	12	13	14	15	16	17	18	19	20	21	22	23	
0.0	0.0	0.0	0.0	0.0	0.0	0.0	0.0	0.0	0.0	0.0	0.0	0.0	0.0	0.0	0.0	0.0	0.0	0.0	0.0	0.0	0.0	0.0	4.6	4.1
0.0	0.0	0.0	0.0	0.0	0.0	0.0	0.0	0.0	0.0	0.0	0.0	0.0	0.0	0.0	0.0	0.0	0.0	0.0	0.0	0.0	0.0	0.0	4.5	3.0
0.0	0.0	0.0	0.0	0.0	0.0	0.0	0.0	0.0	0.0	0.0	0.0	0.0	0.0	0.0	0.0	0.0	0.0	0.0	0.0	0.0	0.0	0.0	4.4	3.7
0.0	0.0	0.0	0.0	0.0	0.0	0.0	0.0	0.0	0.0	0.0	0.0	0.0	0.0	0.0	0.0	0.0	0.0	0.0	0.0	0.0	0.0	0.0	4.2	3.6

2-)		18/10/1975		NUMBER OF DATA=0									NO DATA=0											
0	1	2	3	4	5	6	7	8	9	10	11	12	13	14	15	16	17	18	19	20	21	22	23	
3.0	3.3	3.2	2.9	6.2	7.9	12.2	12.9	14.2	15.3	16.8	15.2	13.3	13.1	12.3	9.8	6.1	5.0	4.9	4.9	4.8	4.7	4.6	4.5	
3.4	3.3	3.2	2.9	6.6	8.3	12.6	13.4	14.1	15.7	16.1	14.2	13.0	13.2	11.1	8.4	5.4	4.9	5.0	4.9	4.7	4.9	4.6	4.3	
3.4	3.3	3.1	3.2	7.3	9.6	12.8	13.2	14.1	16.6	15.9	14.0	12.9	13.1	10.6	7.6	5.2	5.1	4.9	4.9	4.7	4.7	4.4	4.3	
3.3	3.2	3.1	4.1	7.4	10.7	12.6	13.3	14.7	16.8	15.5	13.6	12.9	12.6	10.3	7.0	5.1	4.9	4.9	4.9	4.7	4.7	4.5	4.3	

3-)		19/10/1975		NUMBER OF DATA=0									NO DATA=0											
0	1	2	3	4	5	6	7	8	9	10	11	12	13	14	15	16	17	18	19	20	21	22	23	
4.2	4.2	4.0	4.3	4.4	6.4	10.3	12.2	13.1	12.7	13.6	13.2	13.0	14.8	13.4	9.8	7.1	5.7	5.5	5.1	4.8	4.7	4.6	4.4	
4.3	4.1	3.8	2.6	5.6	9.5	10.9	12.1	12.9	12.8	13.6	12.9	13.3	15.3	13.0	8.4	6.5	5.7	5.3	4.9	4.7	4.6	4.5	4.4	
4.2	4.0	3.4	2.7	7.1	9.8	11.8	12.4	12.8	13.0	13.3	12.7	13.7	15.1	12.7	7.8	6.4	5.6	5.3	4.9	4.7	4.6	4.5	4.3	
4.2	4.1	3.2	3.0	7.7	9.7	12.2	13.0	12.8	13.3	13.4	12.5	14.2	14.3	10.8	7.5	6.0	5.5	5.1	4.8	4.7	4.6	4.4	4.2	

4-)		20/10/1975		NUMBER OF DATA=0									NO DATA=0											
0	1	2	3	4	5	6	7	8	9	10	11	12	13	14	15	16	17	18	19	20	21	22	23	
4.2	4.0	4.2	4.3	5.1	9.5	13.0	12.6	12.1	14.8	17.8	15.2	14.4	13.3	12.7	10.1	8.7	7.2	5.8	5.4	5.3	5.2	5.2	5.1	
4.2	4.1	4.3	4.1	6.5	10.2	12.7	12.8	12.7	16.0	17.4	14.7	14.4	13.3	12.3	9.6	8.0	7.0	5.7	5.2	5.2	5.2	5.2	4.9	
4.1	4.1	4.3	3.6	7.3	12.0	12.5	11.9	12.9	17.3	16.9	14.4	14.7	13.1	11.4	9.1	7.7	6.6	5.6	5.4	5.2	5.3	5.3	4.9	
4.1	4.2	4.2	4.3	8.4	12.7	12.5	11.8	13.2	17.7	16.1	14.4	14.0	12.8	10.6	8.7	7.5	6.0	5.6	5.4	5.2	5.3	5.3	4.9	

5-)		21/10/1975		NUMBER OF DATA=0									NO DATA=0											
0	1	2	3	4	5	6	7	8	9	10	11	12	13	14	15	16	17	18	19	20	21	22	23	
5.8	4.9	5.0	4.2	7.3	8.2	11.1	13.2	15.6	17.8	17.2	15.0	18.3	17.4	12.2	7.4	5.1	4.7	4.4	4.1	4.0	3.4	3.4	3.1	
4.9	5.0	4.8	4.5	7.8	8.8	12.3	13.5	16.3	18.4	16.9	15.4	18.5	16.4	11.2	6.7	4.9	4.6	4.2	4.1	3.8	3.7	3.4	3.2	
4.8	5.1	4.6	4.8	8.1	9.0	12.8	13.6	17.3	18.7	15.9	16.9	17.6	15.4	10.0	5.9	4.7	4.6	4.1	4.1	3.4	3.6	3.2	3.3	
4.8	5.1	4.4	5.8	8.1	10.1	13.0	14.0	17.1	18.1	17.3	17.6	17.6	13.2	8.0	5.4	4.7	4.5	4.2	4.0	3.3	3.5	3.2	3.2	

6-)		22/10/1975		NUMBER OF DATA=0									NO DATA=0											
0	1	2	3	4	5	6	7	8	9	10	11	12	13	14	15	16	17	18	19	20	21	22	23	
3.5	3.6	3.3	3.0	5.0	7.6	10.5	12.3	12.5	13.5	15.4	16.2	16.1	13.0	9.9	8.0	4.8	4.5	4.7	4.6	4.8	4.6	4.5	4.4	
3.5	3.5	3.2	3.0	5.8	8.2	11.4	12.4	12.3	14.3	15.9	15.9	15.9	11.9	9.0	6.0	4.5	4.6	4.6	4.7	4.6	4.6	4.5	4.3	
3.6	3.4	3.1	3.4	6.6	9.1	12.2	12.7	12.7	14.9	16.7	15.5	15.2	11.3	8.0	5.5	4.4	4.6	4.6	4.7	4.6	4.4	4.4	4.2	
3.5	3.4	3.8	4.4	7.0	10.6	12.6	12.5	12.8	15.1	16.7	16.2	14.2	10.5	8.0	5.1	4.5	4.6	4.6	4.8	4.6	4.5	4.4	4.1	

7-)		23/10/1975		NUMBER OF DATA=0									NO DATA=0											
0	1	2	3	4	5	6	7	8	9	10	11	12	13	14	15	16	17	18	19	20	21	22	23	
4.1	3.8	3.8	3.2	4.6	7.0	10.3	13.1	11.7	11.4	13.4	12.7	12.7	0.0	0.0	0.0	0.0	4.1	4.7	4.2	4.0	4.1	4.2	4.9	
4.1	3.8	3.7	3.3	4.2	6.1	11.1	10.8	12.0	13.7	12.9	13.0	12.9	0.0	0.0	0.0	4.9	4.5	4.6	4.1	4.0	4.0	4.0	4.0	
4.1	3.8	3.9	3.4	5.8	9.0	12.1	13.0	10.6	12.5	13.3	13.0	0.0	0.0	0.0	5.9	4.7	4.6	4.5	4.1	4.0	4.2	4.1	4.1	
3.9	3.8	3.4	3.8	7.0	10.0	12.9	12.5	11.0	12.9	12.9	12.9	12.9	0.0	0.0	5.4	4.6	4.6	4.4	4.8	4.8	4.2	4.2	4.1	

THIS PAGE IS BEST QUALITY PRACTICABLE
 FROM COPY FURNISHED TO DDC

THIS PAGE IS BEST QUALITY PRACTICABLE
FROM COPY FURNISHED TO DDC

8-)		24/10/1975										NUMBER OF DATA-96										NO DATA-0									
0	1	2	3	4	5	6	7	8	9	10	11	12	13	14	15	16	17	18	19	20	21	22	23								
3.0	3.0	3.0	3.4	4.6	0.1	9.0	11.0	11.5	12.9	14.3	14.8	13.5	12.7	11.8	8.1	5.4	4.7	4.6	4.2	4.1	4.2	4.1	3.9								
3.8	3.8	3.7	3.2	5.7	9.0	10.2	12.0	11.5	13.0	14.5	13.4	12.3	11.3	7.7	5.0	4.8	4.5	4.1	4.1	4.2	4.1	4.0	4.0								
3.0	3.0	3.6	3.2	6.8	9.8	10.5	11.7	12.3	13.2	14.7	13.9	13.1	12.1	10.4	7.2	4.7	4.7	4.3	4.2	4.2	4.2	4.0	4.0								
3.8	3.7	3.5	3.7	7.7	10.0	11.0	11.4	12.6	13.5	14.5	13.5	12.8	11.0	9.2	6.8	4.6	4.7	4.2	4.1	4.2	4.1	4.0	4.0								
9-)		25/10/1975										NUMBER OF DATA-35										NO DATA-61									
0	1	2	3	4	5	6	7	8	9	10	11	12	13	14	15	16	17	18	19	20	21	22	23								
3.3	3.7	3.6	3.3	4.1	7.2	9.7	11.4	10.2	0.0	0.0	0.0	0.0	0.0	0.0	0.0	0.0	0.0	0.0	0.0	0.0	0.0	0.0	0.0								
3.8	3.6	3.6	3.2	4.9	7.9	9.9	11.3	10.6	0.0	0.0	0.0	0.0	0.0	0.0	0.0	0.0	0.0	0.0	0.0	0.0	0.0	0.0	0.0								
3.8	3.7	3.5	3.1	5.8	8.4	10.6	10.8	11.2	0.0	0.0	0.0	0.0	0.0	0.0	0.0	0.0	0.0	0.0	0.0	0.0	0.0	0.0	0.0								
3.7	3.7	3.4	3.4	6.8	8.0	11.5	10.5	0.0	0.0	0.0	0.0	0.0	0.0	0.0	0.0	0.0	0.0	0.0	0.0	0.0	0.0	0.0	0.0								
10-)		27/10/1975										NUMBER OF DATA-44										NO DATA-52									
0	1	2	3	4	5	6	7	8	9	10	11	12	13	14	15	16	17	18	19	20	21	22	23								
0.0	0.0	0.0	0.0	0.0	0.0	0.0	0.0	0.0	0.0	0.0	0.0	0.0	0.0	0.0	0.0	0.0	0.0	0.0	0.0	0.0	0.0	0.0	0.0								
0.0	0.0	0.0	0.0	0.0	0.0	0.0	0.0	0.0	0.0	0.0	0.0	0.0	0.0	0.0	0.0	0.0	0.0	0.0	0.0	0.0	0.0	0.0	0.0								
0.0	0.0	0.0	0.0	0.0	0.0	0.0	0.0	0.0	0.0	0.0	0.0	0.0	0.0	0.0	0.0	0.0	0.0	0.0	0.0	0.0	0.0	0.0	0.0								
0.0	0.0	0.0	0.0	0.0	0.0	0.0	0.0	0.0	0.0	0.0	0.0	0.0	0.0	0.0	0.0	0.0	0.0	0.0	0.0	0.0	0.0	0.0	0.0								
11-)		28/10/1975										NUMBER OF DATA-96										NO DATA-0									
0	1	2	3	4	5	6	7	8	9	10	11	12	13	14	15	16	17	18	19	20	21	22	23								
3.8	3.9	4.0	3.8	4.4	7.4	10.0	12.2	10.7	10.8	12.9	12.5	12.6	14.6	12.5	7.8	5.4	5.1	5.2	5.2	5.2	4.7	4.6	4.4								
3.7	3.8	4.0	3.7	5.0	7.9	10.5	10.6	10.3	11.7	13.2	12.0	13.4	14.5	11.5	7.2	5.3	5.1	5.2	5.2	5.0	4.7	4.6	4.4								
3.7	3.9	3.7	3.6	6.0	8.2	11.9	10.2	10.5	12.1	13.0	11.9	14.0	14.2	10.0	6.2	5.0	5.0	5.2	5.1	4.9	4.5	4.6	4.4								
3.8	3.9	3.7	3.9	6.6	9.5	12.4	10.9	10.4	12.6	12.7	12.2	14.7	13.1	8.6	5.6	5.0	5.1	5.3	5.1	4.9	4.7	4.5	4.4								
12-)		29/10/1975										NUMBER OF DATA-90										NO DATA-6									
0	1	2	3	4	5	6	7	8	9	10	11	12	13	14	15	16	17	18	19	20	21	22	23								
4.3	4.4	4.1	2.8	3.1	7.5	11.4	15.1	23.4	24.0	0.0	0.0	12.4	11.2	9.6	9.6	9.0	5.6	3.7	2.8	2.9	3.3	3.2	3.0								
4.3	4.4	3.8	2.5	3.9	9.2	11.9	17.8	24.9	22.5	0.0	14.7	12.4	10.5	9.2	9.7	9.1	5.2	3.3	2.8	3.0	3.2	3.2	3.0								
4.2	4.3	3.5	2.5	4.8	10.0	12.3	19.4	26.0	20.6	0.0	13.4	12.6	10.3	8.6	9.8	8.1	4.7	3.0	2.8	3.1	3.1	3.1	3.0								
4.4	4.2	3.1	2.7	6.1	11.9	13.4	21.8	22.2	0.0	0.0	12.9	11.9	9.9	9.0	9.6	6.6	4.3	2.8	2.9	3.2	3.1	3.1	3.0								
13-)		30/10/1975										NUMBER OF DATA-90										NO DATA-16									
0	1	2	3	4	5	6	7	8	9	10	11	12	13	14	15	16	17	18	19	20	21	22	23								
3.0	3.0	3.1	2.9	3.9	6.2	8.5	11.4	12.9	13.0	15.4	14.9	12.4	11.6	10.2	7.4	5.3	0.0	0.0	0.0	0.0	4.3	4.2	4.0								
3.0	3.0	3.2	3.0	4.3	6.9	9.7	12.1	12.3	14.6	15.8	13.7	12.2	10.9	10.3	6.7	5.4	0.0	0.0	0.0	0.0	4.4	4.1	4.0								
3.0	3.1	3.1	2.9	4.9	7.5	9.6	12.8	12.1	15.1	15.8	13.0	12.2	10.6	9.8	5.9	5.4	0.0	0.0	0.0	0.0	4.3	4.1	4.1								
3.0	3.1	2.9	3.0	5.4	7.9	10.2	13.0	13.0	15.1	15.6	12.7	12.0	10.3	8.1	5.6	5.3	0.0	0.0	0.0	0.0	4.3	4.0	4.1								
14-)		31/10/1975										NUMBER OF DATA-96										NO DATA-0									
0	1	2	3	4	5	6	7	8	9	10	11	12	13	14	15	16	17	18	19	20	21	22	23								
4.2	4.3	4.2	3.8	3.2	7.4	10.1	15.2	14.2	14.6	14.0	12.7	14.3	12.8	0.2	6.2	2.2	2.2	2.4	2.0	1.8	4.6	4.6	4.4								
4.2	4.3	4.2	3.6	4.4	7.7	12.1	12.2	14.7	14.7	14.7	12.9	14.7	11.2	7.5	5.9	5.3	5.6	5.3	4.9	4.8	4.5	4.6	4.3								
4.3	4.3	4.2	3.8	2.4	8.2	13.1	15.0	14.7	14.9	13.4	13.3	14.2	10.0	7.5	5.6	5.4	5.5	5.3	5.0	4.7	4.5	4.4	4.2								
4.3	4.2	4.1	2.9	6.8	9.6	14.7	14.6	15.1	15.3	12.8	13.8	13.5	9.0	7.0	5.5	5.5	5.5	5.2	5.1	4.6	4.6	4.5	4.1								

THIS PAGE IS BEST QUALITY PRACTICABLE
FROM COPY FURNISHED TO DDC

15-)		1/11/1975							NUMBER OF DATA-96							NO DATA=0							
0	1	2	3	4	5	6	7	8	9	10	11	12	13	14	15	16	17	18	19	20	21	22	23
4.1	4.0	3.0	3.0	4.4	8.3	10.6	10.3	9.6	10.0	11.6	11.0	11.0	11.3	7.0	5.4	4.1	4.2	4.0	3.9	4.0	3.9	3.8	3.5
4.1	4.0	3.0	3.0	5.6	8.9	11.4	9.7	9.7	11.0	11.7	11.0	11.2	9.8	7.4	4.0	4.0	4.2	4.0	4.0	3.9	4.0	3.8	3.4
4.1	4.0	3.0	3.0	7.0	9.4	10.8	9.0	9.9	11.2	11.3	11.6	11.2	9.6	6.8	4.4	4.0	4.1	3.9	4.0	4.0	3.9	3.7	3.3
4.1	3.9	3.0	3.0	7.8	9.9	10.3	9.1	10.4	11.4	11.3	11.1	10.9	8.1	5.8	4.2	4.1	4.1	3.8	3.9	4.0	3.0	3.6	3.2
16-)		2/11/1975							NUMBER OF DATA-96							NO DATA=0							
0	1	2	3	4	5	6	7	8	9	10	11	12	13	14	15	16	17	18	19	20	21	22	23
3.1	3.1	3.0	2.9	4.0	7.3	9.4	11.5	13.3	15.2	14.9	13.1	12.7	11.2	12.3	10.1	6.7	5.0	5.1	5.2	4.8	4.6	4.4	4.5
3.1	3.2	3.0	2.9	4.6	8.1	9.8	11.5	14.1	14.6	14.0	12.9	12.2	11.4	11.8	10.0	6.4	5.5	4.9	5.2	4.7	4.6	4.5	4.4
3.1	3.1	3.0	3.1	5.7	8.9	10.1	11.8	14.6	14.3	13.7	12.9	11.7	11.7	10.0	9.8	6.3	5.3	4.9	5.1	4.8	4.6	4.6	4.4
3.0	2.9	2.9	3.6	6.7	9.6	10.4	12.8	15.2	15.0	13.3	12.8	11.4	12.1	10.2	9.3	6.1	5.2	5.1	5.1	4.6	4.5	4.4	4.5
17-)		3/11/1975							NUMBER OF DATA-97							NO DATA=9							
0	1	2	3	4	5	6	7	8	9	10	11	12	13	14	15	16	17	18	19	20	21	22	23
4.4	4.2	2.3	2.1	5.2	11.8	18.3	21.2	19.0	15.6	14.0	14.6	11.3	9.6	9.7	8.0	5.2	4.4	4.4	4.0	4.1	0.0	3.5	0.0
4.4	4.0	2.0	2.6	6.7	13.2	20.0	18.3	18.2	15.2	15.2	13.6	9.8	9.9	8.6	7.6	4.9	4.3	4.3	4.0	4.0	0.0	3.3	0.0
4.4	4.0	2.0	2.6	7.6	15.5	20.3	18.3	17.9	14.9	15.6	13.4	9.4	10.4	8.2	6.9	4.7	4.2	4.4	4.1	4.0	0.0	3.4	0.0
4.4	3.1	2.1	3.0	9.5	17.5	21.7	19.6	17.4	14.5	15.3	12.7	9.2	10.3	8.2	6.5	4.5	4.1	4.3	4.1	0.0	0.0	3.4	0.0
18-)		4/11/1975							NUMBER OF DATA-94							NO DATA=2							
0	1	2	3	4	5	6	7	8	9	10	11	12	13	14	15	16	17	18	19	20	21	22	23
0.0	2.5	1.8	1.9	3.3	6.4	9.4	9.8	10.6	10.9	12.3	14.0	12.1	10.6	8.3	7.2	5.5	5.4	5.1	4.6	2.8	4.4	2.4	2.4
0.0	2.3	1.8	2.1	4.3	9.1	8.6	10.1	11.2	10.5	12.0	13.8	11.2	9.5	8.5	6.9	5.5	5.3	5.0	4.6	2.6	5.1	2.4	2.4
2.9	2.1	3.0	3.1	6.0	9.2	8.4	10.6	11.2	10.7	12.9	13.1	10.9	8.8	8.0	6.5	5.5	5.2	4.9	4.9	2.5	5.0	2.4	2.4
2.7	2.0	1.8	2.5	7.4	9.7	9.3	10.0	11.0	11.5	13.5	12.6	11.1	8.4	7.6	5.5	5.5	5.2	4.7	3.8	4.3	2.4	2.4	2.4
19-)		5/11/1975							NUMBER OF DATA-90							NO DATA=6							
0	1	2	3	4	5	6	7	8	9	10	11	12	13	14	15	16	17	18	19	20	21	22	23
2.4	2.6	2.7	2.7	2.3	4.9	7.9	8.1	9.8	12.7	13.4	11.8	11.1	12.1	9.8	7.1	4.5	3.6	4.0	4.0	0.0	0.0	3.6	3.6
2.4	3.3	2.9	2.4	2.5	6.1	0.0	8.6	10.8	13.3	12.9	11.7	10.6	12.3	9.0	6.2	4.3	3.6	4.1	3.8	0.0	0.0	3.7	3.6
2.4	3.1	3.2	3.4	3.1	7.0	7.5	9.1	11.8	13.6	12.4	11.6	10.8	11.6	8.4	5.3	3.9	3.8	4.0	3.8	0.0	3.6	3.6	3.6
2.4	2.7	2.6	2.3	4.1	7.4	7.7	9.5	12.1	13.8	12.1	11.6	11.1	10.6	7.7	4.8	3.6	3.9	4.0	3.8	0.0	3.6	3.6	3.3
20-)		6/11/1975							NUMBER OF DATA-82							NO DATA=14							
0	1	2	3	4	5	6	7	8	9	10	11	12	13	14	15	16	17	18	19	20	21	22	23
3.2	2.7	2.2	2.0	2.2	5.8	8.1	11.3	12.3	12.7	13.0	12.7	12.0	11.3	12.6	4.2	4.4	4.3	0.0	0.0	0.0	3.0	3.0	3.0
3.1	2.6	2.2	2.0	2.5	6.9	9.2	11.8	13.1	13.0	12.4	11.9	11.4	8.8	5.1	4.4	4.0	0.0	0.0	0.0	0.0	3.0	3.0	3.0
3.0	2.4	2.1	1.9	3.2	7.4	9.7	12.4	11.9	13.3	12.8	12.2	11.9	10.7	7.6	4.9	4.4	3.7	0.0	0.0	0.0	3.0	3.0	3.0
2.8	2.3	2.1	2.0	4.5	7.7	9.9	12.6	12.6	13.2	12.9	12.2	11.7	10.3	7.9	4.7	4.4	3.5	0.0	0.0	0.0	3.0	3.0	2.9
21-)		7/11/1975							NUMBER OF DATA-96							NO DATA=0							
0	1	2	3	4	5	6	7	8	9	10	11	12	13	14	15	16	17	18	19	20	21	22	23
2.8	2.6	2.2	1.9	2.4	7.6	11.0	11.5	11.7	10.8	12.8	13.9	10.7	10.1	9.4	6.3	4.3	3.8	3.1	3.0	3.1	3.3	3.4	3.3
2.7	2.5	2.1	1.9	3.0	9.0	11.2	10.9	11.8	11.4	13.4	13.0	10.6	9.0	9.0	5.3	4.0	3.0	3.0	3.0	3.0	3.3	3.4	3.3
2.7	2.4	2.0	2.0	4.4	10.1	11.6	11.2	11.1	12.0	13.1	12.2	10.9	9.7	8.3	4.9	3.8	3.7	3.0	2.9	3.2	3.7	3.4	3.3
2.7	2.2	1.9	2.1	6.4	10.9	11.8	12.1	10.8	12.2	13.8	10.9	10.5	9.8	7.4	4.5	3.8	3.3	2.9	2.9	3.3	3.7	3.4	3.3

THIS PAGE IS BEST QUALITY PRACTICABLE
FROM COPY FURNISHED TO DDC

22-) 0/11/1975 NO DATA=0																							
0	1	2	3	4	5	6	7	8	9	10	11	12	13	14	15	16	17	18	19	20	21	22	23
3.2	2.8	2.6	2.3	2.5	5.6	8.2	9.0	11.6	10.6	14.2	14.5	12.6	11.2	10.1	6.5	4.3	4.0	4.0	3.7	3.6	3.8	3.8	3.7
3.1	2.9	2.5	2.3	3.1	6.4	6.2	9.5	10.2	12.1	14.2	14.8	11.8	10.8	9.3	5.2	4.1	4.1	3.8	3.7	3.6	3.8	3.7	3.6
3.0	2.7	2.4	2.2	3.0	6.5	8.5	10.1	10.0	13.3	14.4	14.3	11.4	10.6	8.0	4.8	3.9	4.2	3.8	3.7	3.7	3.0	3.7	3.7
3.0	2.6	2.3	2.3	4.8	7.3	8.6	10.4	10.4	14.2	14.6	13.3	11.4	10.6	7.4	4.5	3.9	4.2	3.8	3.6	3.8	3.8	3.7	3.7
23-) 9/11/1975 NO DATA=2																							
0	1	2	3	4	5	6	7	8	9	10	11	12	13	14	15	16	17	18	19	20	21	22	23
3.8	3.8	3.5	2.9	3.3	7.0	9.8	8.0	8.0	8.0	8.0	15.8	17.4	17.2	10.0	7.5	0.0	0.0	0.0	0.0	0.0	0.0	0.0	0.0
3.8	3.8	3.4	2.0	3.8	7.7	11.1	0.0	0.0	0.0	0.0	17.0	17.0	13.3	9.1	0.0	0.0	0.0	0.0	0.0	0.0	0.0	0.0	0.0
3.8	3.7	3.3	2.8	4.7	8.2	12.2	0.0	0.0	0.0	0.0	17.0	19.0	13.1	9.3	0.0	0.0	0.0	0.0	0.0	0.0	0.0	0.0	0.0
3.8	3.6	3.3	3.0	6.1	9.0	0.0	0.0	0.0	0.0	0.0	17.1	19.2	11.0	7.9	0.0	0.0	0.0	0.0	0.0	0.0	0.0	0.0	0.0
24-) 10/11/1975 NO DATA=15																							
0	1	2	3	4	5	6	7	8	9	10	11	12	13	14	15	16	17	18	19	20	21	22	23
0.0	0.0	0.0	2.5	3.8	9.0	12.8	12.9	12.8	12.5	13.2	15.7	14.1	12.8	8.6	6.4	4.5	4.6	4.4	4.4	4.4	4.2	4.3	5.9
0.0	0.0	0.0	2.5	4.9	9.9	12.8	13.0	12.5	12.5	0.0	15.5	12.3	12.1	8.3	5.5	4.5	4.5	4.3	4.5	4.3	4.1	4.5	3.9
0.0	0.0	0.0	2.6	7.1	11.9	12.1	12.8	12.3	12.6	0.0	15.6	12.9	10.8	7.7	4.9	4.5	4.4	4.4	4.6	4.3	4.0	4.4	3.8
0.0	0.0	0.0	2.9	8.1	12.6	12.6	12.8	12.4	12.8	0.0	15.2	13.1	9.7	7.1	4.6	4.6	4.4	4.5	4.5	4.3	4.2	4.1	3.8
25-) 11/11/1975 NO DATA=18																							
0	1	2	3	4	5	6	7	8	9	10	11	12	13	14	15	16	17	18	19	20	21	22	23
3.8	3.7	3.3	3.2	2.9	7.2	11.7	14.2	17.3	14.1	14.0	11.0	12.8	10.7	8.6	6.2	4.4	0.0	0.0	0.0	0.0	0.0	3.9	3.8
3.8	3.4	3.3	2.8	3.9	8.1	12.6	14.8	16.8	14.2	13.4	15.1	12.6	10.0	7.6	5.4	4.1	0.0	0.0	0.0	0.0	3.6	3.6	3.9
3.8	3.3	3.3	2.5	4.7	9.0	13.3	15.2	16.6	14.2	14.2	14.6	11.9	9.4	7.3	5.0	3.9	0.0	0.0	0.0	0.0	3.9	3.6	3.8
3.8	3.3	3.3	2.5	6.3	9.9	13.4	17.5	16.5	14.2	14.8	13.7	11.0	9.3	6.9	4.4	0.0	0.0	0.0	0.0	0.0	3.9	3.8	3.8
26-) 12/11/1975 NO DATA=8																							
0	1	2	3	4	5	6	7	8	9	10	11	12	13	14	15	16	17	18	19	20	21	22	23
3.7	3.2	2.8	2.6	3.0	7.9	8.9	11.8	12.6	9.6	12.6	12.9	11.8	9.9	8.4	5.9	4.4	4.0	4.1	4.0	4.0	3.9	3.8	3.8
3.6	3.0	2.8	2.6	3.8	8.8	9.9	12.5	12.2	9.7	13.1	12.9	11.4	9.6	8.2	5.5	4.2	4.2	4.1	4.0	4.0	3.8	3.8	3.8
3.5	3.0	2.8	2.6	5.8	9.2	9.6	12.2	10.6	10.7	12.9	12.7	10.4	9.3	7.1	4.9	4.2	4.2	4.0	4.0	4.0	3.8	3.8	3.8
3.4	2.9	2.6	2.7	6.8	9.1	10.5	12.1	9.8	12.1	13.2	12.1	10.2	8.9	6.7	4.5	4.1	4.0	3.9	4.0	4.0	3.8	3.8	3.8
27-) 13/11/1975 NO DATA=11																							
0	1	2	3	4	5	6	7	8	9	10	11	12	13	14	15	16	17	18	19	20	21	22	23
3.8	3.8	3.4	3.1	3.1	6.7	8.7	9.9	11.8	10.4	10.2	12.3	12.0	10.3	8.1	6.9	5.3	4.8	0.0	0.0	4.7	4.2	4.0	3.9
3.8	3.8	3.3	3.0	3.8	7.4	9.1	10.6	11.8	10.4	10.3	12.2	11.6	9.8	7.9	6.4	5.0	0.0	0.0	0.0	4.6	4.1	4.0	4.0
3.8	3.7	3.3	3.0	4.7	7.7	9.6	11.2	11.7	11.0	10.9	11.9	10.8	9.4	7.6	5.9	5.0	0.0	0.0	0.0	4.5	4.1	4.0	3.9
3.8	3.6	3.2	2.9	5.8	8.2	9.6	11.6	11.5	10.2	12.1	10.9	8.8	7.3	5.7	4.8	0.0	0.0	0.0	4.4	4.1	3.9	3.9	
28-) 14/11/1975 NO DATA=8																							
0	1	2	3	4	5	6	7	8	9	10	11	12	13	14	15	16	17	18	19	20	21	22	23
4.0	3.8	3.6	3.7	3.8	6.8	9.2	10.8	11.1	12.3	11.8	12.4	12.1	9.8	8.2	6.1	4.5	4.3	3.9	3.7	3.7	3.8	3.6	3.7
4.0	3.8	3.6	3.8	4.1	7.3	9.9	11.1	11.4	12.2	12.3	12.0	11.3	9.0	7.7	5.7	3.6	4.2	3.8	3.1	3.7	3.7	3.6	3.6
3.9	3.8	3.6	3.6	4.9	7.8	10.3	10.3	12.2	12.4	12.1	12.4	10.0	8.7	7.3	5.2	4.4	4.1	3.8	3.7	3.7	3.6	3.7	3.6
3.9	3.8	3.6	3.6	6.2	8.8	10.0	10.0	12.0	12.0	12.1	12.1	9.3	8.4	6.6	4.8	4.3	4.0	3.8	3.0	3.7	3.6	3.7	3.5

THIS PAGE IS BEST QUALITY PRACTICABLE FROM COPY FURNISHED TO BDC

35-)		16-1/1976										NUMBER OF DATA-55										NO DATA-50									
0	1	2	3	4	5	6	7	8	9	10	11	12	13	14	15	16	17	18	19	20	21	22									
0.0	0.0	0.0	0.0	0.0	0.0	0.0	0.0	0.0	10.0	9.1	8.3	7.8	0.0	6.8	0.0	4.0	4.1	4.0	3.4	3.3	3.4	3.1									
0.0	0.0	0.0	0.0	0.0	0.0	0.0	0.0	0.0	0.0	9.7	8.8	8.2	0.0	0.0	7.5	5.3	4.7	4.1	3.9	3.3	3.3	3.2									
0.0	0.0	0.0	0.0	0.0	0.0	0.0	0.0	0.0	7.2	2.6	8.2	7.7	0.0	8.2	7.3	4.2	4.7	4.0	3.7	3.3	3.3	3.2									
0.0	0.0	0.0	0.0	0.0	0.0	0.0	0.0	0.0	9.2	9.9	8.7	7.7	0.0	8.0	6.5	5.2	4.2	4.1	3.5	3.3	3.4	3.1									
0.0	0.0	0.0	0.0	0.0	0.0	0.0	0.0	0.0	0.0	0.0	0.0	0.0	0.0	0.0	0.0	0.0	0.0	0.0	0.0	0.0	0.0	0.0									
37-)		17-1/1976										NUMBER OF DATA-81										NO DATA-15									
0	1	2	3	4	5	6	7	8	9	10	11	12	13	14	15	16	17	18	19	20	21	22	23								
3.2	2.9	3.0	2.6	2.4	2.3	4.1	6.7	0.0	0.0	12.9	7.6	9.1	8.2	8.2	7.0	6.3	4.6	4.4	4.1	3.8	3.8	0.0	0.0								
3.1	2.9	2.9	2.5	2.2	2.4	4.0	6.9	0.0	0.0	11.0	7.5	7.7	8.4	8.0	6.8	4.2	4.6	4.3	3.9	3.8	3.8	0.0	0.0								
3.1	2.9	2.7	2.4	2.3	2.7	5.3	6.2	0.0	0.0	8.9	7.7	8.1	6.7	7.2	6.2	4.2	4.6	4.4	3.8	3.8	3.8	0.0	0.0								
3.0	2.9	2.7	2.3	2.3	3.1	5.8	0.0	0.0	0.0	7.8	8.0	8.1	8.0	7.2	5.9	4.2	4.5	4.4	3.8	3.8	3.8	0.0	0.0								
0.0	0.0	0.0	0.0	0.0	0.0	0.0	0.0	0.0	0.0	0.0	0.0	0.0	0.0	0.0	0.0	0.0	0.0	0.0	0.0	0.0	0.0	0.0	0.0								
39-)		18-1/1976										NUMBER OF DATA-13										NO DATA-85									
0	1	2	3	4	5	6	7	8	9	10	11	12	13	14	15	16	17	18	19	20	21	22	23								
3.2	2.8	2.6	2.3	0.0	0.0	0.0	0.0	0.0	0.0	0.0	0.0	0.0	0.0	0.0	0.0	0.0	0.0	0.0	0.0	0.0	0.0	0.0	0.0								
3.1	2.7	2.5	0.0	0.0	0.0	0.0	0.0	0.0	0.0	0.0	0.0	0.0	0.0	0.0	0.0	0.0	0.0	0.0	0.0	0.0	0.0	0.0	0.0								
3.1	2.6	2.4	0.0	0.0	0.0	0.0	0.0	0.0	0.0	0.0	0.0	0.0	0.0	0.0	0.0	0.0	0.0	0.0	0.0	0.0	0.0	0.0	0.0								
2.9	2.7	2.3	0.0	0.0	0.0	0.0	0.0	0.0	0.0	0.0	0.0	0.0	0.0	0.0	0.0	0.0	0.0	0.0	0.0	0.0	0.0	0.0	0.0								
0.0	0.0	0.0	0.0	0.0	0.0	0.0	0.0	0.0	0.0	0.0	0.0	0.0	0.0	0.0	0.0	0.0	0.0	0.0	0.0	0.0	0.0	0.0	0.0								
39-)		20-1/1976										NUMBER OF DATA-57										NO DATA-39									
0	1	2	3	4	5	6	7	8	9	10	11	12	13	14	15	16	17	18	19	20	21	22	23								
0.0	0.0	0.0	0.0	0.0	0.0	0.0	0.0	0.0	0.0	0.0	11.3	0.7	8.5	10.3	8.8	7.0	5.0	3.0	3.6	3.4	3.5	3.3	3.4								
0.0	0.0	0.0	0.0	0.0	0.0	0.0	0.0	0.0	0.0	0.0	9.9	8.5	9.0	10.0	8.5	6.4	4.8	3.8	3.6	3.4	3.4	3.4	3.4								
0.0	0.0	0.0	0.0	0.0	0.0	0.0	0.0	0.0	0.0	0.0	9.7	8.7	9.4	9.0	8.2	5.9	4.7	3.8	3.7	3.4	3.4	3.5	3.4								
0.0	0.0	0.0	0.0	0.0	0.0	0.0	0.0	0.0	0.0	0.0	8.8	8.9	8.8	7.5	5.4	4.2	3.7	3.6	3.5	3.4	3.4	3.4	3.3								
0.0	0.0	0.0	0.0	0.0	0.0	0.0	0.0	0.0	0.0	0.0	0.0	0.0	0.0	0.0	0.0	0.0	0.0	0.0	0.0	0.0	0.0	0.0	0.0								
40-)		21-1/1976										NUMBER OF DATA-82										NO DATA-14									
0	1	2	3	4	5	6	7	8	9	10	11	12	13	14	15	16	17	18	19	20	21	22	23								
0.0	0.0	0.0	2.7	2.6	4.6	6.0	8.0	11.8	10.2	9.0	9.9	9.8	7.9	6.7	4.1	4.2	4.1	4.1	4.0	3.0	3.8	3.0	3.1								
0.0	0.0	0.0	2.6	2.8	4.6	6.2	9.9	11.6	9.0	9.2	10.2	9.0	7.8	6.2	4.6	4.1	3.9	4.2	4.0	3.8	3.8	3.7	3.4								
0.0	0.0	0.0	2.5	3.2	6.2	8.3	10.5	11.3	9.0	9.3	10.3	8.3	7.4	5.8	4.4	4.1	3.6	4.1	3.9	3.9	3.8	3.6	0.0								
0.0	0.0	0.0	2.5	3.8	7.6	8.3	11.9	10.6	9.0	9.6	10.3	8.0	7.2	5.4	4.2	4.2	3.8	4.1	3.9	3.8	3.8	3.6	0.0								
0.0	0.0	0.0	0.0	0.0	0.0	0.0	0.0	0.0	0.0	0.0	0.0	0.0	0.0	0.0	0.0	0.0	0.0	0.0	0.0	0.0	0.0	0.0	0.0								
41-)		22-1/1976										NUMBER OF DATA-80										NO DATA-16									
0	1	2	3	4	5	6	7	8	9	10	11	12	13	14	15	16	17	18	19	20	21	22	23								
0.0	0.0	0.0	2.7	2.5	5.7	7.4	8.8	8.3	7.9	9.5	9.8	10.3	7.5	5.6	4.7	3.9	3.8	3.3	3.8	3.5	3.5	3.5	0.0								
0.0	0.0	0.0	2.6	2.7	6.4	7.8	9.0	7.8	8.1	9.7	9.7	10.1	7.0	5.5	4.3	3.0	3.6	3.4	3.8	3.5	3.4	3.5	0.0								
0.0	0.0	0.0	2.5	3.8	6.9	8.0	9.2	8.2	8.0	9.9	9.7	9.4	6.4	5.6	4.2	3.9	3.3	3.6	3.6	3.5	3.4	3.4	0.0								
0.0	0.0	0.0	2.5	5.0	7.2	8.6	8.4	8.0	9.0	10.3	10.1	8.2	5.9	5.2	4.0	3.9	3.3	3.8	3.6	3.4	3.5	3.4	0.0								
0.0	0.0	0.0	0.0	0.0	0.0	0.0	0.0	0.0	0.0	0.0	0.0	0.0	0.0	0.0	0.0	0.0	0.0	0.0	0.0	0.0	0.0	0.0	0.0								
42-)		23-1/1976										NUMBER OF DATA-84										NO DATA-12									
0	1	2	3	4	5	6	7	8	9	10	11	12	13	14	15	16	17	18	19	20	21	22	23								
0.0	0.0	0.0	2.5	3.1	6.9	7.9	8.9	9.2	10.2	9.7	9.6	10.1	11.8	8.2	5.2	4.6	4.4	3.8	3.7	3.8	3.3	3.5	3.4								
0.0	0.0	0.0	2.5	3.0	7.2	7.7	8.8	9.6	10.2	9.2	9.6	10.9	11.4	7.7	6.2	4.6	4.1	3.8	3.8	3.8	3.4	3.6	3.3								
0.0	0.0	0.0	2.6	4.5	7.7	8.1	9.1	9.8	10.6	9.4	9.3	12.0	10.6	7.0	5.7	4.8	4.8	3.8	3.8	3.8	3.5	3.4	3.3								
0.0	0.0	0.0	2.8	5.6	7.7	8.5	9.2	10.0	10.5	9.4	9.8	12.2	9.6	6.7	4.9	4.6	3.7	3.7	3.8	3.4	3.4	3.5	3.3								
0.0	0.0	0.0	0.0	0.0	0.0	0.0	0.0	0.0	0.0	0.0	0.0	0.0	0.0	0.0	0.0	0.0	0.0	0.0	0.0	0.0	0.0	0.0	0.0								

14

THIS PAGE IS BEST QUALITY PRACTICABLE
FROM COPY FURNISHED TO DDC

43-)		24/ 1/1976										NUMBER OF DATA-25										NO DATA-71									
0	1	2	3	4	5	6	7	8	9	10	11	12	13	14	15	16	17	18	19	20	21	22	23								
3.2	2.9	2.9	2.7	2.3	3.4	5.0	0.0	0.0	0.0	0.0	0.0	0.0	0.0	0.0	0.0	0.0	0.0	0.0	0.0	0.0	0.0	0.0	0.0								
3.1	2.9	2.9	2.5	2.4	3.7	0.0	0.0	0.0	0.0	0.0	0.0	0.0	0.0	0.0	0.0	0.0	0.0	0.0	0.0	0.0	0.0	0.0	0.0								
3.0	2.9	2.8	2.4	2.5	3.9	0.0	0.0	0.0	0.0	0.0	0.0	0.0	0.0	0.0	0.0	0.0	0.0	0.0	0.0	0.0	0.0	0.0	0.0								
2.9	2.9	2.8	2.4	2.8	4.3	0.0	0.0	0.0	0.0	0.0	0.0	0.0	0.0	0.0	0.0	0.0	0.0	0.0	0.0	0.0	0.0	0.0	0.0								
44-)		27/ 1/1976										NUMBER OF DATA-62										NO DATA-34									
0	1	2	3	4	5	6	7	8	9	10	11	12	13	14	15	16	17	18	19	20	21	22	23								
0.0	0.0	0.0	0.0	0.0	0.0	0.0	0.0	0.0	0.0	0.0	7.4	7.9	8.1	7.7	7.4	6.9	*1	3.8	3.8	3.6	3.1	3.1	3.1								
0.0	0.0	0.0	0.0	0.0	0.0	0.0	0.0	0.0	0.0	0.0	7.7	7.7	8.2	7.8	7.3	6.4	4.7	3.7	3.8	3.6	3.1	3.1	2.9								
0.0	0.0	0.0	0.0	0.0	0.0	0.0	0.0	0.0	0.0	0.0	7.3	8.1	8.0	8.0	7.6	7.4	5.9	4.5	3.7	3.7	3.4	3.1	3.1								
0.0	0.0	0.0	0.0	0.0	0.0	0.0	0.0	0.0	0.0	0.0	7.4	7.9	8.0	8.1	7.6	7.4	5.4	4.2	3.8	3.6	3.2	3.1	3.2								
45-)		29/ 1/1976										NUMBER OF DATA-66										NO DATA-10									
0	1	2	3	4	5	6	7	8	9	10	11	12	13	14	15	16	17	18	19	20	21	22	23								
3.1	3.0	2.9	2.7	2.3	3.8	0.0	0.0	6.4	9.8	7.7	7.9	7.8	9.2	8.2	6.1	5.2	4.2	3.4	3.2	3.0	3.0	2.8	2.9								
3.0	3.0	2.9	2.6	2.3	4.2	0.0	0.0	7.3	9.5	7.6	8.0	7.3	9.8	7.3	5.9	4.9	4.0	3.3	3.1	3.0	3.0	2.8	2.9								
3.0	3.0	2.8	2.4	2.7	4.6	0.0	0.0	8.2	8.6	8.1	8.1	7.9	9.8	6.6	5.6	4.5	4.0	3.3	3.1	3.0	2.9	2.9	2.9								
3.0	3.0	2.8	2.3	3.5	4.7	0.0	0.0	9.3	8.0	7.8	8.1	6.4	9.4	6.3	5.4	4.2	3.6	3.2	3.0	3.1	2.8	2.9	2.9								
45-)		29/ 1/1976										NUMBER OF DATA-78										NO DATA-18									
0	1	2	3	4	5	6	7	8	9	10	11	12	13	14	15	16	17	18	19	20	21	22	23								
2.0	2.7	2.7	2.5	2.1	3.2	4.7	0.0	0.0	0.0	0.0	9.0	7.9	7.6	7.1	0.0	4.1	3.8	3.0	2.8	2.6	2.6	2.7	2.6								
2.7	2.7	2.6	2.3	2.1	4.2	4.6	0.0	0.0	0.0	0.0	8.6	8.0	7.5	7.8	5.1	3.9	3.8	3.0	2.7	2.6	2.7	2.7	2.6								
2.7	2.7	2.6	2.2	2.2	4.6	0.0	0.0	0.0	0.0	0.0	7.7	8.1	7.5	6.7	4.5	3.8	3.5	2.9	2.7	2.6	2.7	2.7	2.6								
2.7	2.7	2.5	2.1	2.5	4.7	0.0	0.0	0.0	0.0	0.0	7.5	7.9	7.3	0.0	4.3	3.8	3.3	2.8	2.6	2.6	2.7	2.6	2.5								
47-)		30/ 1/1976										NUMBER OF DATA-93										NO DATA-3									
0	1	2	3	4	5	6	7	8	9	10	11	12	13	14	15	16	17	18	19	20	21	22	23								
2.5	2.5	2.4	2.1	1.9	3.0	5.2	5.6	7.5	9.1	9.2	9.1	9.0	7.9	7.4	4.9	3.7	4.0	3.3	3.0	2.8	2.9	2.9	2.7								
2.4	2.5	2.4	1.9	1.9	4.2	5.5	5.5	8.3	8.9	9.2	9.3	8.0	8.1	7.1	4.6	3.9	3.9	3.2	2.9	2.7	2.8	2.8	2.6								
2.4	2.5	2.3	1.8	2.0	4.0	5.7	6.0	9.1	8.5	9.0	9.2	8.0	7.9	6.2	4.5	3.9	3.8	3.1	2.0	2.7	2.8	2.8	2.6								
2.5	2.5	2.2	1.9	2.4	5.0	5.8	6.9	9.2	8.7	9.6	9.4	8.0	7.8	5.2	3.9	4.0	3.5	3.2	2.8	2.7	2.8	2.7	2.6								
48-)		31/ 1/1976										NUMBER OF DATA-34										NO DATA-52									
0	1	2	3	4	5	6	7	8	9	10	11	12	13	14	15	16	17	18	19	20	21	22	23								
2.6	2.6	2.3	2.2	3.8	*1	6.3	7.9	0.0	0.0	0.0	0.0	0.0	0.0	0.0	0.0	0.0	0.0	0.0	0.0	0.0	0.0	0.0	0.0								
2.6	2.5	2.5	2.2	2.2	4.4	5.1	7.1	8.5	0.0	0.0	0.0	0.0	0.0	0.0	0.0	0.0	0.0	0.0	0.0	0.0	0.0	0.0	0.0								
2.6	2.5	2.4	2.2	2.3	5.1	5.8	7.7	0.0	0.0	0.0	0.0	0.0	0.0	0.0	0.0	0.0	0.0	0.0	0.0	0.0	0.0	0.0	0.0								
2.5	2.5	2.4	2.2	2.7	5.1	5.6	7.0	0.0	0.0	0.0	0.0	0.0	0.0	0.0	0.0	0.0	0.0	0.0	0.0	0.0	0.0	0.0	0.0								
49-)		2/ 2/1976										NUMBER OF DATA-62										NO DATA-14									
0	1	2	3	4	5	6	7	8	9	10	11	12	13	14	15	16	17	18	19	20	21	22	23								
0.0	0.0	0.0	0.0	1.8	4.3	7.2	9.3	10.9	11.1	10.6	9.7	9.6	7.8	7.5	5.2	4.1	3.4	2.7	2.7	2.7	2.7	2.7	2.7								
0.0	0.0	0.0	0.0	2.0	5.2	7.5	9.1	10.2	12.1	9.7	10.4	9.0	7.9	6.8	5.0	4.0	3.2	2.7	2.6	2.7	2.7	2.7	2.7								
0.0	0.0	0.0	1.8	2.0	6.3	7.4	9.7	10.0	12.2	9.0	9.3	8.0	6.0	6.2	4.6	3.9	3.0	2.7	2.7	2.7	2.7	2.7	2.5								
0.0	0.0	0.0	1.8	2.9	6.6	6.2	10.4	10.4	11.3	8.5	9.5	7.8	7.7	5.3	4.4	3.6	2.8	2.7	2.7	2.8	2.6	2.7	2.5								

THIS PAGE IS BEST QUALITY PRACTICABLE
FROM COPY FURNISHED TO DDC

52-)		3/ 2/1976										NO DATA=0											
0	1	2	3	4	5	6	7	8	9	10	11	12	13	14	15	16	17	18	19	20	21	22	23
2.4	2.1	2.2	2.0	1.8	4.3	7.3	7.4	0.4	7.3	9.9	9.0	6.2	7.5	6.9	6.2	4.7	3.0	2.0	2.6	2.6	2.4	4.9	...
2.3	2.0	2.2	1.9	2.0	5.3	7.5	7.3	7.7	9.3	10.4	9.0	7.8	7.0	6.8	6.0	4.4	3.4	2.7	2.6	2.5	2.4	2.5	2.6
2.3	2.0	2.2	1.8	2.2	6.5	7.7	7.3	7.5	9.9	10.6	9.6	7.6	7.2	6.7	5.4	4.1	3.2	2.6	2.6	2.4	2.6	2.5	2.6
2.2	2.1	2.1	1.8	2.9	7.0	7.6	8.1	7.5	10.1	9.7	9.2	7.5	7.0	6.5	4.9	3.8	2.9	2.6	2.5	2.4	2.6	2.5	2.5
51-)		4/ 2/1976										NO DATA=0											
0	1	2	3	4	5	6	7	8	9	10	11	12	13	14	15	16	17	18	19	20	21	22	23
2.5	2.6	2.6	2.2	2.0	4.3	6.4	6.6	9.2	9.7	7.9	9.2	9.7	9.4	7.8	6.9	6.0	5.2	4.4	3.8	3.3	3.0	3.2	3.4
2.5	2.6	2.5	2.2	2.1	4.9	6.9	6.6	9.2	10.0	7.7	8.0	9.9	8.6	7.5	6.7	5.5	5.0	4.1	3.8	3.2	3.0	3.2	3.3
2.6	2.6	2.4	2.1	2.3	5.2	6.9	6.9	9.4	9.8	7.9	9.2	9.6	8.6	7.3	6.5	5.3	4.8	3.0	3.6	3.1	3.1	3.3	3.2
2.6	2.6	2.3	2.0	3.0	5.7	6.8	7.4	10.0	9.5	0.1	9.5	9.5	8.1	7.0	6.4	5.2	4.6	3.8	3.4	3.0	3.2	3.4	3.2
52-)		5/ 2/1976										NO DATA=0											
0	1	2	3	4	5	6	7	8	9	10	11	12	13	14	15	16	17	18	19	20	21	22	23
3.3	4.0	4.1	3.5	2.6	5.2	7.2	9.3	11.7	12.6	12.2	10.2	8.8	9.5	7.0	6.2	4.4	4.8	4.5	3.6	3.2	2.9	3.0	3.1
3.5	4.0	4.1	3.0	2.6	5.5	7.7	9.9	12.4	12.7	11.9	10.0	8.8	9.8	7.0	5.6	4.4	4.8	4.4	3.4	3.1	2.9	3.1	3.1
3.8	4.0	4.0	2.8	3.0	6.4	8.1	10.1	12.9	12.5	10.0	9.6	9.0	7.8	6.8	4.9	4.5	4.7	4.1	3.1	3.0	3.0	3.1	3.3
3.9	4.0	3.9	2.9	4.2	6.9	8.2	11.1	12.7	12.4	10.5	9.5	9.2	7.3	6.5	4.7	4.7	4.5	3.8	3.2	3.0	3.0	3.1	3.5
53-)		6/ 2/1976										NO DATA=0											
0	1	2	3	4	5	6	7	8	9	10	11	12	13	14	15	16	17	18	19	20	21	22	23
3.6	3.9	4.0	3.7	2.7	4.8	7.3	8.3	10.5	11.1	9.5	9.4	8.3	8.8	7.8	6.6	4.2	4.1	3.1	2.6	2.5	2.6	2.6	2.6
3.7	3.9	3.9	3.4	2.6	5.9	7.7	9.1	11.3	10.9	9.5	9.2	8.7	8.4	7.5	6.5	4.0	4.0	2.9	2.5	2.5	2.6	2.6	2.6
3.8	3.9	4.0	3.0	3.3	6.6	7.8	9.9	12.1	10.7	9.5	8.8	9.1	8.3	7.3	5.6	4.0	3.9	2.7	2.5	2.5	2.6	2.6	2.6
3.8	4.0	3.9	2.8	4.3	6.5	8.1	10.3	11.8	9.9	9.4	8.9	8.6	8.4	6.8	4.4	4.0	3.3	2.7	2.5	2.6	2.6	2.6	2.6
54-)		7/ 2/1976										NO DATA=3=											
0	1	2	3	4	5	6	7	8	9	10	11	12	13	14	15	16	17	18	19	20	21	22	23
2.6	2.8	2.6	2.5	2.2	4.3	6.2	7.7	9.0	10.8	10.4	10.2	11.3	13.3	13.7	10.9	0.0	0.0	0.0	0.0	0.0	0.0	0.0	0.0
2.7	2.6	2.7	2.4	2.2	4.5	6.7	8.2	10.0	10.7	10.1	10.6	11.7	13.9	13.2	0.0	0.0	0.0	0.0	0.0	0.0	0.0	0.0	0.0
2.7	2.6	2.6	2.4	2.6	5.1	7.0	8.7	10.2	11.0	10.1	10.8	12.2	14.2	12.6	0.0	0.0	0.0	0.0	0.0	0.0	0.0	0.0	0.0
2.8	2.6	2.5	2.3	3.6	5.8	7.4	9.0	10.8	10.9	10.1	11.1	12.6	13.9	12.1	0.0	0.0	0.0	0.0	0.0	0.0	0.0	0.0	0.0
55-)		9/ 2/1976										NO DATA=26											
0	1	2	3	4	5	6	7	8	9	10	11	12	13	14	15	16	17	18	19	20	21	22	23
0.0	0.0	0.0	0.0	2.2	2.1	4.9	6.9	7.9	9.2	11.5	10.5	9.5	9.1	10.6	8.3	6.4	6.5	5.1	3.8	3.7	3.0	0.0	0.0
0.0	0.0	0.0	2.1	2.3	5.4	6.8	6.2	9.6	11.7	10.2	9.0	9.4	10.5	7.6	6.5	5.6	4.8	3.9	3.6	2.9	0.0	0.0	0.0
0.0	0.0	0.0	2.0	2.9	6.0	6.7	8.0	9.7	11.1	10.3	9.0	9.7	9.8	7.0	6.6	5.3	4.4	3.6	3.4	0.0	0.0	0.0	0.0
0.0	0.0	0.0	2.5	4.3	6.8	6.4	9.0	10.2	11.1	10.0	9.0	10.4	9.3	6.6	6.4	5.3	3.8	3.7	3.1	0.0	0.0	0.0	0.0
56-)		10/ 2/1976										NO DATA=8											
0	1	2	3	4	5	6	7	8	9	10	11	12	13	14	15	16	17	18	19	20	21	22	27
0.0	0.0	2.1	2.0	1.9	4.0	7.1	9.0	9.9	11.5	9.9	7.5	6.0	9.7	7.2	7.0	6.2	4.5	3.5	2.5	2.6	2.4	2.6	2.6
0.0	0.0	2.1	1.9	2.1	4.3	7.6	9.4	10.0	10.5	0.9	7.3	6.4	9.8	7.1	7.2	5.4	4.0	3.0	2.5	2.6	2.4	2.7	2.6
0.0	0.0	2.1	1.8	2.5	5.5	7.7	9.8	10.7	10.5	7.4	9.0	6.8	7.0	7.0	4.9	4.2	2.7	2.5	2.6	2.5	2.6	2.7	2.6
0.0	0.0	2.0	1.8	2.0	6.8	8.1	10.1	11.4	10.3	7.6	7.6	9.4	7.8	7.0	6.6	4.7	3.8	2.6	2.5	2.5	2.6	2.6	2.5

THIS PAGE IS BEST QUALITY PRACTICABLE FROM COPY FURNISHED TO DDC

57-) 11/2/1976 NUMBER OF DATA-79 NO DATA-17

0	1	2	3	4	5	6	7	8	9	10	11	12	13	14	15	16	17	18	19	20	21	22	23	25
2.6	0.0	0.0	1.7	1.7	4.6	6.5	7.9	7.7	0.0	0.2	7.6	7.5	8.6	6.9	5.9	4.7	4.3	4.0	3.8	3.9	3.9	3.0	4.3	4.4
2.6	0.0	0.0	1.7	2.0	5.2	6.9	8.2	7.6	7.9	8.2	7.3	7.5	7.9	6.7	4.6	4.3	4.1	3.8	3.8	3.8	3.6	2.7	0.0	0.0
2.6	0.0	0.0	1.6	2.6	7.3	8.2	7.8	7.7	7.7	7.7	7.3	7.8	7.4	6.3	4.7	4.1	4.3	3.8	3.9	3.6	3.6	2.7	0.0	0.0
0.0	0.0	0.0	1.6	3.8	7.8	7.7	7.8	8.1	8.0	7.6	7.8	8.2	7.0	6.1	5.4	4.2	4.1	3.8	4.0	3.3	2.7	0.0	0.0	

50-) 12/2/1976 NUMBER OF DATA-76 NO DATA-20

0	1	2	3	4	5	6	7	8	9	10	11	12	13	14	15	16	17	18	19	20	21	22	23
0.0	0.0	0.0	2.0	2.1	3.0	6.1	7.2	7.3	9.0	9.7	8.3	7.5	10.3	7.5	6.0	4.9	4.4	4.2	3.8	3.2	2.7	0.0	0.0
0.0	0.0	0.0	2.0	2.1	4.4	6.3	8.0	7.6	9.5	9.0	8.3	9.4	10.1	7.2	6.5	4.6	4.3	4.1	3.8	3.1	2.7	0.0	0.0
0.0	0.0	0.0	2.0	2.2	5.1	6.4	8.0	7.8	9.7	9.5	8.3	10.0	9.4	7.2	6.1	4.5	4.3	4.0	3.7	3.0	2.6	0.0	0.0
0.0	0.0	0.0	2.1	2.6	5.8	6.7	7.4	8.3	9.7	8.5	7.5	10.2	8.2	7.0	5.5	4.4	4.2	3.9	3.4	2.8	2.6	0.0	0.0

59-) 13/2/1976 NUMBER OF DATA-51 NO DATA-45

0	1	2	3	4	5	6	7	8	9	10	11	12	13	14	15	16	17	18	19	20	21	22	23
0.0	0.0	0.0	2.2	2.1	4.5	7.2	9.0	11.8	10.8	10.5	9.9	10.0	10.5	7.7	6.2	0.0	0.0	0.0	0.0	0.0	0.0	0.0	0.0
0.0	0.0	0.0	2.2	2.3	5.7	10.0	12.2	9.9	11.2	9.6	10.2	9.7	7.4	6.1	0.0	0.0	0.0	0.0	0.0	0.0	0.0	0.0	0.0
0.0	0.0	0.0	2.2	2.9	6.4	7.6	11.2	11.8	9.5	11.0	9.3	10.2	9.0	6.9	5.9	0.0	0.0	0.0	0.0	0.0	0.0	0.0	0.0
0.0	0.0	0.0	2.1	4.0	6.9	7.8	11.4	10.7	9.4	10.2	9.7	10.6	8.4	6.7	0.0	0.0	0.0	0.0	0.0	0.0	0.0	0.0	0.0

60-) 14/2/1976 NUMBER OF DATA-49 NO DATA-47

0	1	2	3	4	5	6	7	8	9	10	11	12	13	14	15	16	17	18	19	20	21	22	23
0.0	0.0	0.0	1.8	1.9	5.5	9.1	12.8	9.7	9.3	10.1	11.7	11.5	11.8	10.2	7.6	0.0	0.0	0.0	0.0	0.0	0.0	0.0	0.0
0.0	0.0	0.0	1.8	2.4	6.5	10.3	12.6	9.9	9.0	10.0	11.7	11.5	11.8	9.6	8.0	0.0	0.0	0.0	0.0	0.0	0.0	0.0	0.0
0.0	0.0	0.0	1.7	3.2	7.1	11.6	12.5	9.5	9.2	10.7	11.3	11.5	11.1	9.4	0.0	0.0	0.0	0.0	0.0	0.0	0.0	0.0	0.0
0.0	0.0	0.0	1.7	4.0	8.0	12.2	11.5	9.0	9.3	10.6	11.0	12.1	10.7	8.8	0.0	0.0	0.0	0.0	0.0	0.0	0.0	0.0	0.0

61-) 16/2/1976 NUMBER OF DATA-84 NO DATA-12

0	1	2	3	4	5	6	7	8	9	10	11	12	13	14	15	16	17	18	19	20	21	22	23
0.0	0.0	0.0	4.0	3.8	7.2	8.3	9.4	10.7	12.0	11.7	10.0	9.8	7.7	6.4	4.5	4.2	4.3	3.5	3.2	2.9	2.1	3.1	3.0
0.0	0.0	0.0	3.9	3.9	6.5	7.3	9.1	9.5	11.4	11.8	10.7	10.3	9.6	7.2	5.7	4.3	4.2	3.3	3.1	2.8	2.9	3.1	3.4
0.0	0.0	0.0	3.8	4.3	7.0	7.4	9.5	9.9	11.9	11.7	10.3	10.2	9.0	7.0	5.1	4.1	4.3	4.0	3.2	3.2	3.1	3.1	3.0
0.0	0.0	0.0	3.8	4.0	7.2	7.6	9.4	10.3	11.9	11.7	10.1	10.0	8.4	6.6	4.8	4.2	4.4	3.7	3.3	3.2	3.1	3.0	2.9

62-) 17/2/1976 NUMBER OF DATA-86 NO DATA-8

0	1	2	3	4	5	6	7	8	9	10	11	12	13	14	15	16	17	18	19	20	21	22	23
2.9	2.7	2.7	2.5	2.2	4.6	6.9	7.3	8.8	9.4	10.1	10.0	9.0	8.2	7.4	6.9	4.5	3.5	3.2	2.9	2.8	3.0	2.8	2.0
2.9	2.7	2.7	2.3	2.5	5.5	7.0	7.4	8.2	9.3	9.9	9.7	8.9	8.0	7.6	6.5	4.2	3.6	3.2	2.8	2.8	2.9	2.8	2.0
2.8	2.7	2.6	2.3	2.8	6.4	7.1	7.8	8.8	9.8	9.6	9.6	8.7	7.7	7.5	6.0	4.0	3.7	3.1	2.6	2.8	2.8	2.8	2.0
2.7	2.7	2.6	2.2	3.8	6.9	7.2	8.4	9.5	10.2	9.0	9.2	8.5	7.3	7.2	4.8	3.8	3.4	3.0	2.8	2.9	2.8	2.8	2.9

63-) 18/2/1976 NUMBER OF DATA-96 NO DATA-0

0	1	2	3	4	5	6	7	8	9	10	11	12	13	14	15	16	17	18	19	20	21	22	23
2.9	2.3	2.2	2.1	1.8	5.8	9.9	12.3	15.6	13.9	11.9	10.7	10.6	9.6	7.3	6.7	5.4	4.3	3.7	3.6	3.6	3.2	3.1	3.0
2.8	2.3	2.1	1.9	2.0	6.7	9.7	12.6	15.5	12.4	11.6	10.7	10.6	9.4	7.2	6.2	5.2	4.0	3.4	3.4	3.4	3.3	3.1	3.0
2.5	2.2	2.1	1.8	2.0	7.4	10.1	10.9	13.4	13.6	11.6	11.0	10.9	10.4	8.8	7.1	5.9	4.9	3.0	3.3	3.6	3.5	3.0	3.0
2.3	2.2	2.1	1.8	3.0	0.2	10.4	11.8	15.4	13.6	12.0	10.7	10.7	10.2	7.8	7.9	5.7	4.6	3.8	3.4	3.4	3.2	3.1	3.0

THIS PAGE IS BEST QUALITY PRACTICABLE
FROM COPY FURNISHED TO DDC

78-) 9/ 3/1976 NUMBER OF DATA=37 NO DATA=59																								
0	1	2	3	4	5	6	7	8	9	10	11	12	13	14	15	16	17	18	19	20	21	22	23	
2.5	2.6	2.4	2.4	0.0	0.0	0.0	0.0	0.0	0.0	0.0	0.0	0.0	0.0	0.0	0.0	6.9	5.7	4.7	4.8	4.7	0.0	0.0	0.0	
2.5	2.6	2.4	2.6	0.0	0.0	0.0	0.0	0.0	0.0	0.0	0.0	0.0	0.0	0.0	0.0	8.0	6.7	4.7	4.8	4.7	0.0	0.0	0.0	
2.5	2.5	2.5	1.5	0.0	0.0	0.0	0.0	0.0	0.0	0.0	0.0	0.0	0.0	0.0	0.0	6.5	4.0	4.0	4.5	3.5	0.0	0.0	0.0	
2.5	2.5	2.1	0.0	0.0	0.0	0.0	0.0	0.0	0.0	0.0	0.0	0.0	0.0	0.0	0.0	7.2	6.1	4.7	4.8	4.7	0.0	0.0	0.0	
79-) 15/ 3/1976 NUMBER OF DATA= 4 NO DATA=92																								
0	1	2	3	4	5	6	7	8	9	10	11	12	13	14	15	16	17	18	19	20	21	22	23	
0.0	0.0	0.0	0.0	0.0	0.0	0.0	0.0	0.0	0.0	0.0	0.0	0.0	0.0	0.0	0.0	0.0	0.0	0.0	0.0	0.0	0.0	0.0	0.0	
0.0	0.0	0.0	0.0	0.0	0.0	0.0	0.0	0.0	0.0	0.0	0.0	0.0	0.0	0.0	0.0	0.0	0.0	0.0	0.0	0.0	0.0	0.0	0.0	
0.0	0.0	0.0	0.0	0.0	0.0	0.0	0.0	0.0	0.0	0.0	0.0	0.0	0.0	0.0	0.0	0.0	0.0	0.0	0.0	0.0	0.0	0.0	0.0	
0.0	0.0	0.0	0.0	0.0	0.0	0.0	0.0	0.0	0.0	0.0	0.0	0.0	0.0	0.0	0.0	0.0	0.0	0.0	0.0	0.0	0.0	0.0	0.0	
80-) 16/ 3/1976 NUMBER OF DATA=43 NO DATA=47																								
0	1	2	3	4	5	6	7	8	9	10	11	12	13	14	15	16	17	18	19	20	21	22	23	
4.4	4.6	4.7	4.6	4.7	7.8	11.9	15.4	17.7	16.6	10.3	17.6	15.0	0.0	0.0	0.0	0.0	0.0	0.0	0.0	0.0	0.0	0.0	0.0	
4.5	4.6	4.8	4.4	6.0	9.0	12.5	16.9	17.8	16.6	18.5	17.2	0.0	0.0	0.0	0.0	0.0	0.0	0.0	0.0	0.0	0.0	0.0	0.0	
4.5	4.6	4.8	4.2	7.9	9.6	13.8	17.0	16.8	17.2	18.1	16.8	0.0	0.0	0.0	0.0	0.0	0.0	0.0	0.0	0.0	0.0	0.0	0.0	
4.5	4.6	4.7	4.3	7.2	10.6	14.6	17.4	16.2	17.9	18.3	15.9	0.0	0.0	0.0	0.0	0.0	0.0	0.0	0.0	0.0	0.0	0.0	0.0	
81-) 22/ 4/1976 NUMBER OF DATA= 8 NO DATA=83																								
0	1	2	3	4	5	6	7	8	9	10	11	12	13	14	15	16	17	18	19	20	21	22	23	
0.0	0.0	0.0	0.0	0.0	0.0	0.0	0.0	0.0	0.0	0.0	0.0	0.0	0.0	0.0	0.0	0.0	0.0	0.0	0.0	0.0	0.0	0.0	0.0	
0.0	0.0	0.0	0.0	0.0	0.0	0.0	0.0	0.0	0.0	0.0	0.0	0.0	0.0	0.0	0.0	0.0	0.0	0.0	0.0	0.0	0.0	0.0	0.0	
0.0	0.0	0.0	0.0	0.0	0.0	0.0	0.0	0.0	0.0	0.0	0.0	0.0	0.0	0.0	0.0	0.0	0.0	0.0	0.0	0.0	0.0	0.0	0.0	
0.0	0.0	0.0	0.0	0.0	0.0	0.0	0.0	0.0	0.0	0.0	0.0	0.0	0.0	0.0	0.0	0.0	0.0	0.0	0.0	0.0	0.0	0.0	0.0	
82-) 23/ 4/1976 NUMBER OF DATA=63 NO DATA=13																								
0	1	2	3	4	5	6	7	8	9	10	11	12	13	14	15	16	17	18	19	20	21	22	23	
9.4	7.8	7.4	7.4	11.6	13.0	13.0	16.0	19.5	23.1	24.6	23.2	21.4	19.9	17.1	17.1	16.2	14.0	0.0	0.0	0.0	0.0	0.0	0.0	
8.2	7.7	7.3	7.3	12.4	13.0	13.5	17.2	20.4	23.6	24.7	22.8	21.1	18.7	17.3	16.0	16.9	13.0	0.0	0.0	0.0	0.0	0.0	0.0	
8.1	7.6	7.2	7.2	12.9	12.9	14.0	17.6	21.4	24.2	24.8	22.2	20.9	18.0	17.2	16.7	16.5	12.5	0.0	0.0	0.0	0.0	0.0	0.0	
8.0	7.5	7.2	10.4	13.2	12.9	14.0	18.7	22.6	24.5	24.2	22.0	20.4	17.7	17.2	16.5	15.6	9.0	0.0	0.0	0.0	0.0	0.0	0.0	
83-) 24/ 4/1976 NUMBER OF DATA=79 NO DATA=17																								
0	1	2	3	4	5	6	7	8	9	10	11	12	13	14	15	16	17	18	19	20	21	22	23	
7.5	7.4	7.1	7.5	9.8	11.9	14.2	16.9	20.7	26.1	0.0	23.0	26.5	20.5	17.1	15.0	15.9	15.1	13.4	12.2	10.6	0.0	0.0	0.0	
7.5	7.3	7.1	8.0	10.1	12.4	14.9	17.5	22.4	0.0	0.0	27.5	24.6	18.7	15.9	15.9	13.6	13.0	11.9	10.6	0.0	0.0	0.0	0.0	
7.5	7.2	7.1	8.7	10.4	12.7	15.3	18.0	23.2	0.0	0.0	26.5	23.5	17.6	15.8	16.2	14.2	13.0	11.4	0.0	0.0	0.0	0.0	0.0	
7.4	7.2	7.2	9.4	11.1	13.2	15.9	19.0	24.6	0.0	28.5	26.0	22.5	17.2	15.9	16.1	15.5	13.9	12.4	10.9	0.0	0.0	0.0	0.0	
04-) 25/ 4/1976 NUMBER OF DATA=51 NO DATA= 5																								
0	1	2	3	4	5	6	7	8	9	10	11	12	13	14	15	16	17	18	19	20	21	22	23	
7.7	7.4	7.3	8.7	11.7	12.2	14.1	17.8	22.2	22.8	22.2	20.1	15.7	15.0	14.7	0.0	1.0	1.2	13.8	11.6	9.9	0.0	7.8	7.7	
7.6	7.3	7.3	9.9	11.9	13.0	15.0	18.5	22.8	22.8	21.9	18.6	1.2	1.1	1.4	0.0	1.2	1.0	12.7	11.2	9.6	0.0	7.6	7.6	
7.5	7.3	7.3	10.6	12.1	13.1	15.9	19.9	22.5	22.1	21.5	17.6	15.2	14.9	14.2	0.0	15.4	14.6	12.2	10.8	9.4	6.5	7.6	7.5	
7.4	7.3	7.6	11.2	12.2	13.4	17.2	21.2	22.9	22.5	20.9	16.7	14.8	14.8	0.0	0.0	15.4	14.0	12.0	10.4	9.8	6.2	7.7	7.4	

THIS PAGE IS BEST QUALITY PRACTICABLE
FROM COPY FURNISHED TO DDC

85-) 26/ 4/1976 NUMBER OF DATA=94 NO DATA= 2																							
0	1	2	3	4	5	6	7	8	9	10	11	12	13	14	15	16	17	18	19	20	21	22	23
7.4	6.9	6.3	5.6	8.1	9.9	10.4	12.0	14.2	16.3	15.4	14.6	0.0	14.4	13.4	12.9	12.7	12.9	11.4	8.5	7.5	7.0	7.0	6.8
7.3	6.8	6.2	6.9	8.6	10.2	10.6	12.4	15.0	16.0	15.3	14.6	15.2	14.7	15.0	13.6	12.9	12.5	10.1	7.7	7.2	7.9	6.9	6.5
7.3	6.6	6.1	7.3	9.0	10.3	11.1	12.6	15.7	15.7	15.2	14.7	15.0	13.6	12.9	12.6	12.9	12.5	10.1	7.7	7.2	7.9	6.9	6.5
7.1	6.4	6.2	7.7	9.8	10.3	11.0	13.2	16.1	13.0	14.7	6.0	14.6	13.7	12.9	13.0	14.9	14.1	5.5	7.6	7.1	7.0	6.0	6.0
85-) 27/ 4/1976 NUMBER OF DATA=95 NO DATA= 1																							
0	1	2	3	4	5	6	7	8	9	10	11	12	13	14	15	16	17	18	19	20	21	22	23
6.5	6.3	5.9	7.0	8.7	10.2	12.4	15.3	18.0	21.0	21.2	19.4	17.6	14.9	13.7	14.2	15.3	15.1	12.6	11.7	11.0	10.4	10.0	9.0
6.5	6.3	5.8	7.5	8.8	10.6	12.9	16.2	18.5	21.0	20.8	17.0	17.0	14.4	13.9	14.0	14.0	13.5	12.3	11.6	10.8	0.0	9.9	9.4
6.4	6.0	6.2	8.0	9.6	11.4	13.7	17.2	19.9	21.6	20.2	17.7	16.8	13.8	14.0	14.8	15.7	13.9	12.1	11.2	10.9	10.2	9.7	9.1
6.4	6.0	6.6	8.4	9.9	12.1	14.5	17.7	20.9	21.4	19.2	17.7	15.5	13.6	14.1	15.0	15.5	13.0	11.9	11.0	10.5	10.2	9.6	9.0
87-) 28/ 4/1976 NUMBER OF DATA=96 NO DATA= 0																							
0	1	2	3	4	5	6	7	8	9	10	11	12	13	14	15	16	17	18	19	20	21	22	23
8.5	7.7	7.4	7.4	9.7	12.6	14.0	17.0	20.2	20.9	20.8	20.6	20.5	17.5	14.2	12.8	13.1	13.8	12.9	12.4	12.2	11.1	10.4	9.4
8.3	7.7	7.3	7.8	10.5	12.9	14.7	17.6	20.6	21.2	21.0	20.7	19.7	15.4	12.6	13.1	13.5	12.8	12.4	12.2	10.7	10.2	9.2	8.2
8.0	7.6	7.2	8.5	11.5	13.1	15.3	18.2	20.0	21.0	21.0	20.6	18.5	15.7	13.0	12.8	13.4	13.2	12.6	12.3	12.0	10.6	9.9	8.8
7.9	7.5	7.2	9.0	12.3	13.5	16.1	19.2	20.8	20.0	21.0	20.6	17.9	15.0	12.9	12.9	13.9	13.0	12.5	12.3	11.8	10.4	9.7	8.5
89-) 29/ 4/1976 NUMBER OF DATA=96 NO DATA= 0																							
0	1	2	3	4	5	6	7	8	9	10	11	12	13	14	15	16	17	18	19	20	21	22	23
8.3	7.7	7.2	8.5	11.5	12.7	15.1	18.5	22.1	22.2	15.6	11.2	11.9	15.2	17.2	19.9	20.9	17.3	13.0	12.4	11.7	10.4	9.7	8.2
8.1	7.5	7.2	9.7	12.0	13.0	15.9	19.4	22.7	20.7	14.2	10.6	12.0	15.6	17.7	20.3	20.7	15.8	13.6	12.3	11.8	10.2	9.3	7.9
8.0	7.4	7.2	10.1	12.2	13.0	17.1	20.0	22.9	19.4	12.8	11.0	13.0	16.1	18.5	20.6	20.1	15.1	12.9	12.1	10.8	10.0	9.0	7.1
7.0	7.3	7.0	10.3	12.4	14.2	17.7	21.2	23.7	17.4	12.2	11.5	14.2	16.8	19.0	20.8	18.6	13.3	12.5	12.0	10.5	9.9	8.8	7.2
89-) 30/ 4/1976 NUMBER OF DATA=54 NO DATA=54																							
0	1	2	3	4	5	6	7	8	9	10	11	12	13	14	15	16	17	18	19	20	21	22	23
7.0	6.5	5.4	6.6	8.6	10.2	12.1	13.6	14.4	13.7	12.8	0.0	0.0	0.0	0.0	0.0	0.0	0.0	0.0	0.0	0.0	0.0	0.0	0.0
7.0	6.3	5.2	7.2	9.0	10.5	12.6	13.9	14.5	13.5	12.5	0.0	0.0	0.0	0.0	0.0	0.0	0.0	0.0	0.0	0.0	0.0	0.0	0.0
6.9	6.0	5.3	7.6	9.5	11.1	13.0	14.2	14.4	13.3	0.0	0.0	0.0	0.0	0.0	0.0	0.0	0.0	0.0	0.0	0.0	0.0	0.0	0.0
6.7	5.7	5.8	8.0	9.9	12.2	13.4	14.4	14.0	13.1	0.0	0.0	0.0	0.0	0.0	0.0	0.0	0.0	0.0	0.0	0.0	0.0	0.0	0.0
96-) 3/ 5/1976 NUMBER OF DATA=50 NO DATA=45																							
0	1	2	3	4	5	6	7	8	9	10	11	12	13	14	15	16	17	18	19	20	21	22	23
0.9	0.0	0.0	0.0	0.0	0.0	0.0	0.0	0.0	0.0	0.0	0.0	0.0	0.0	0.0	0.0	0.0	0.0	0.0	0.0	0.0	0.0	0.0	0.0
0.0	0.0	0.0	0.0	0.0	0.0	0.0	0.0	0.0	0.0	0.0	0.0	0.0	0.0	0.0	0.0	0.0	0.0	0.0	0.0	0.0	0.0	0.0	0.0
0.0	0.0	0.0	0.0	0.0	0.0	0.0	0.0	0.0	0.0	0.0	0.0	0.0	0.0	0.0	0.0	0.0	0.0	0.0	0.0	0.0	0.0	0.0	0.0
0.0	0.0	0.0	0.0	0.0	0.0	0.0	0.0	0.0	0.0	0.0	0.0	0.0	0.0	0.0	0.0	0.0	0.0	0.0	0.0	0.0	0.0	0.0	0.0
91-) 4/ 5/1976 NUMBER OF DATA=70 NO DATA=26																							
0	1	2	3	4	5	6	7	8	9	10	11	12	13	14	15	16	17	18	19	20	21	22	23
3.0	2.4	3.6	4.0	6.0	9.8	12.7	15.0	16.2	17.9	18.7	15.1	14.8	0.0	0.0	15.1	14.1	11.5	10.0	8.9	0.0	0.0	0.0	0.0
3.2	2.3	4.0	5.0	7.8	10.6	13.2	15.3	16.4	18.3	18.1	15.1	14.7	0.0	0.0	15.2	13.2	11.1	9.9	8.5	6.0	6.0	6.0	0.0
2.8	2.5	4.3	5.4	8.4	11.4	14.4	15.6	16.5	19.1	16.9	15.1	14.7	0.0	0.0	15.2	12.2	10.9	9.7	0.0	0.0	0.0	0.0	0.0
2.6	3.0	4.5	6.1	9.0	12.2	14.8	15.9	17.3	19.3	15.7	14.8	0.0	0.0	14.9	14.8	12.0	10.4	9.3	0.0	0.0	0.0	0.0	0.0

THIS PAGE IS BEST QUALITY PRACTICABLE
FROM COPY FURNISHED TO DDC

99-)		NUMBER OF DATA=27										NO DATA=69										
1	2	3	4	5	6	7	8	9	10	11	12	13	14	15	16	17	18	19	20	21	22	23
4.7	4.0	5.0	9.3	10.9	13.9	17.5	0.0	0.0	0.0	0.0	0.0	0.0	0.0	0.0	0.0	0.0	0.0	0.0	0.0	0.0	0.0	0.0
4.6	3.8	6.6	9.7	11.6	14.9	18.4	0.0	0.0	0.0	0.0	0.0	0.0	0.0	0.0	0.0	0.0	0.0	0.0	0.0	0.0	0.0	0.0
4.5	4.1	7.5	10.0	12.2	15.4	19.4	0.0	0.0	0.0	0.0	0.0	0.0	0.0	0.0	0.0	0.0	0.0	0.0	0.0	0.0	0.0	0.0
4.3	4.1	8.0	10.4	12.9	16.7	0.0	0.0	0.0	0.0	0.0	0.0	0.0	0.0	0.0	0.0	0.0	0.0	0.0	0.0	0.0	0.0	0.0
100-)		NUMBER OF DATA=8										NO DATA=88										
1	2	3	4	5	6	7	8	9	10	11	12	13	14	15	16	17	18	19	20	21	22	23
8.0	8.0	0.0	0.0	0.0	0.0	0.0	0.0	0.0	0.0	0.0	0.0	0.0	0.0	0.0	0.0	0.0	0.0	0.0	0.0	0.0	0.0	0.0
8.0	0.0	0.0	0.0	0.0	0.0	0.0	0.0	0.0	0.0	0.0	0.0	0.0	0.0	0.0	0.0	0.0	0.0	0.0	0.0	0.0	0.0	0.0
8.0	0.0	0.0	0.0	0.0	0.0	0.0	0.0	0.0	0.0	0.0	0.0	0.0	0.0	0.0	0.0	0.0	0.0	0.0	0.0	0.0	0.0	0.0
8.0	0.0	0.0	0.0	0.0	0.0	0.0	0.0	0.0	0.0	0.0	0.0	0.0	0.0	0.0	0.0	0.0	0.0	0.0	0.0	0.0	0.0	0.0
101-)		NUMBER OF DATA=61										NO DATA=35										
1	2	3	4	5	6	7	8	9	10	11	12	13	14	15	16	17	18	19	20	21	22	23
4.9	5.0	0.0	7.4	10.1	12.0	13.2	0.0	0.0	0.0	15.2	15.7	19.6	21.6	0.0	0.0	0.0	0.0	0.0	0.0	0.0	0.0	0.0
5.0	5.1	0.0	8.4	10.1	12.2	0.0	0.0	0.0	0.0	14.7	15.2	16.7	20.4	0.0	0.0	0.0	0.0	0.0	0.0	0.0	0.0	0.0
5.0	4.9	0.0	9.4	10.6	12.5	0.0	0.0	0.0	0.0	15.0	15.2	17.2	21.0	0.0	0.0	0.0	0.0	0.0	0.0	0.0	0.0	0.0
4.9	4.9	0.0	9.8	11.3	12.7	0.0	0.0	0.0	0.0	15.1	15.3	18.2	21.4	0.0	0.0	0.0	0.0	0.0	0.0	0.0	0.0	0.0
102-)		NUMBER OF DATA=85										NO DATA=11										
1	2	3	4	5	6	7	8	9	10	11	12	13	14	15	16	17	18	19	20	21	22	23
6.3	7.8	6.1	9.4	11.0	11.9	13.2	14.7	15.1	15.4	15.0	15.1	15.3	0.0	0.0	0.0	15.6	16.4	15.9	14.4	16.5	10.4	10.5
6.1	6.0	6.3	10.1	11.1	12.3	13.5	14.8	15.2	15.2	15.0	15.1	15.2	0.0	0.0	0.0	15.8	15.9	15.4	13.0	16.4	10.7	10.4
5.9	5.8	6.9	10.7	11.3	12.8	13.8	15.0	15.2	15.2	15.0	15.2	15.2	0.0	0.0	0.0	16.0	15.7	15.3	12.3	10.2	10.6	10.3
5.8	5.9	8.1	11.0	11.6	13.0	14.4	15.1	15.3	15.0	15.0	15.4	15.2	6.0	0.0	0.0	15.6	16.1	15.5	15.1	11.2	10.1	10.6
103-)		NUMBER OF DATA=53										NO DATA=43										
1	2	3	4	5	6	7	8	9	10	11	12	13	14	15	16	17	18	19	20	21	22	23
7.7	6.9	6.8	9.4	12.2	14.8	16.2	17.4	16.7	17.3	15.2	14.4	14.7	0.0	0.0	0.0	0.0	0.0	0.0	0.0	0.0	0.0	0.0
7.5	6.8	7.1	9.9	13.0	15.0	16.3	17.2	16.9	17.1	15.8	14.5	14.3	0.0	0.0	0.0	0.0	0.0	0.0	0.0	0.0	0.0	0.0
7.0	6.8	7.7	13.4	14.1	15.2	16.6	17.0	17.4	15.2	14.6	14.7	0.0	0.0	0.0	0.0	0.0	0.0	0.0	0.0	0.0	0.0	0.0
6.3	6.9	8.5	10.3	14.5	15.6	17.4	16.8	17.4	15.5	14.5	14.7	0.0	0.0	0.0	0.0	0.0	0.0	0.0	0.0	0.0	0.0	0.0
104-)		NUMBER OF DATA=93										NO DATA=13										
1	2	3	4	5	6	7	8	9	10	11	12	13	14	15	16	17	18	19	20	21	22	23
6.4	7.8	6.0	9.3	11.6	14.9	16.8	19.9	20.2	20.4	21.4	24.6	25.4	0.0	0.0	0.0	16.9	15.0	12.1	10.9	9.9	9.4	9.0
6.4	5.8	6.4	10.1	12.5	15.4	17.8	19.7	20.7	20.7	22.1	25.2	25.0	0.0	0.0	0.0	16.3	14.7	11.7	10.5	9.6	9.3	8.7
5.8	5.9	7.0	10.7	13.5	15.7	19.4	19.6	20.7	20.6	22.6	25.7	24.0	0.0	0.0	0.0	15.7	13.8	11.3	10.2	9.4	9.2	8.4
5.9	5.9	8.0	11.3	14.4	16.0	19.9	19.8	20.4	20.9	23.4	25.6	0.0	0.0	0.0	15.3	12.7	11.0	10.1	9.4	9.1	8.3	7.9
105-)		NUMBER OF DATA=84										NO DATA=12										
1	2	3	4	5	6	7	8	9	10	11	12	13	14	15	16	17	18	19	20	21	22	23
7.8	7.0	6.5	7.8	9.6	10.0	10.6	13.4	15.3	15.8	15.5	15.7	0.0	0.0	0.0	14.9	15.4	15.1	13.8	12.0	9.8	7.3	6.4
7.7	6.8	6.5	8.6	9.6	10.0	11.0	14.1	15.7	15.7	15.6	15.7	0.0	0.0	0.0	14.9	15.4	14.0	12.9	11.5	5.4	7.1	6.4
7.4	6.5	6.6	10.0	9.8	10.1	11.7	14.7	15.8	15.6	15.6	15.5	0.0	0.0	0.0	15.0	15.4	14.5	12.2	10.5	8.5	6.8	6.4
7.3	6.5	7.2	10.0	10.0	10.4	12.5	15.0	15.9	15.5	15.5	15.6	15.3	0.0	0.0	0.0	15.2	15.3	14.2	12.0	10.0	7.8	6.6

THIS PAGE IS BEST QUALITY PRACTICABLE
FROM COPY FURNISHED TO DDQ

105-)		NUMBER OF DATA=14													NO DATA=14								
1	2	3	4	5	6	7	8	9	10	11	12	13	14	15	16	17	18	19	20	21	22	23	
6.2	7.7	5.4	8.1	10.5	13.3	14.5	15.1	16.0	18.9	19.0	20.1	20.8	0.0	0.0	0.0	17.6	16.5	15.7	13.5	9.8	6.1	7.5	9.8
6.1	5.7	5.7	9.1	11.4	13.5	14.8	15.4	17.4	19.3	19.1	20.4	20.6	0.0	0.0	0.0	17.4	16.2	15.4	12.5	9.5	7.8	7.3	5.6
5.9	5.6	6.3	9.7	12.3	13.7	14.9	15.6	17.7	19.1	19.4	20.7	0.0	0.0	0.0	0.0	17.3	16.0	15.2	11.0	9.3	7.0	7.2	0.3
5.8	5.6	7.2	10.1	12.5	13.9	14.9	16.2	18.2	18.7	19.7	20.0	0.0	0.0	0.0	0.0	17.0	15.9	14.7	10.2	8.7	7.6	7.0	5.2
107-)		NUMBER OF DATA=31													NO DATA=31								
1	2	3	4	5	6	7	8	9	10	11	12	13	14	15	16	17	18	19	20	21	22	23	
5.9	5.9	0.0	7.7	9.9	10.5	12.5	13.7	16.9	18.7	0.0	0.0	0.0	0.0	0.0	0.0	15.3	15.1	13.3	11.6	9.8	9.6	9.1	0.3
5.9	0.0	0.0	8.5	10.1	11.2	12.6	14.7	17.7	19.0	0.0	0.0	0.0	0.0	0.0	0.0	15.0	14.8	12.9	10.7	9.6	9.5	9.1	8.2
6.1	6.0	6.0	9.2	10.2	12.0	12.6	15.3	18.2	0.0	0.0	0.0	0.0	0.0	0.0	0.0	14.5	12.5	10.3	9.6	9.4	0.7	7.9	
6.0	0.0	7.0	9.6	10.5	12.2	13.0	15.7	18.5	0.0	0.0	0.0	0.0	0.0	0.0	0.0	15.2	14.1	12.1	10.0	9.6	9.3	8.5	7.8
108-)		NUMBER OF DATA=29													NO DATA=29								
1	2	3	4	5	6	7	8	9	10	11	12	13	14	15	16	17	18	19	20	21	22	23	
7.4	6.8	5.8	7.7	9.9	11.5	0.0	0.0	0.0	0.0	0.0	0.0	0.0	0.0	0.0	0.0	0.0	0.0	0.0	0.0	0.0	0.0	0.0	7.0
7.3	6.3	5.5	8.4	10.0	12.4	0.0	0.0	0.0	0.0	0.0	0.0	0.0	0.0	0.0	0.0	0.0	0.0	0.0	0.0	0.0	0.0	0.0	7.4
7.2	6.0	6.0	9.2	10.3	12.9	0.0	0.0	0.0	0.0	0.0	0.0	0.0	0.0	0.0	0.0	0.0	0.0	0.0	0.0	0.0	0.0	0.0	6.6
7.9	5.8	6.8	9.6	10.5	13.0	0.0	0.0	0.0	0.0	0.0	0.0	0.0	0.0	0.0	0.0	0.0	0.0	0.0	0.0	0.0	0.0	0.0	6.0
109-)		NUMBER OF DATA=12													NO DATA=12								
1	2	3	4	5	6	7	8	9	10	11	12	13	14	15	16	17	18	19	20	21	22	23	
6.5	5.3	5.3	7.9	9.9	12.0	15.3	19.6	22.0	23.8	22.2	20.6	0.0	0.0	0.0	13.1	13.6	12.7	11.0	9.7	8.9	7.4	6.3	
6.3	5.3	5.3	5.3	9.0	10.1	13.0	15.9	20.2	23.6	24.6	21.4	20.4	0.0	0.0	0.0	13.0	13.5	12.1	10.6	9.6	8.8	7.1	6.4
5.9	5.3	5.3	5.8	9.3	10.4	14.2	17.4	20.9	23.1	24.7	20.9	23.6	0.0	0.0	0.0	12.9	13.4	11.8	10.3	9.6	8.8	6.8	6.5
5.3	5.3	5.3	7.8	9.6	11.2	14.7	19.0	21.1	23.4	23.9	23.7	20.6	0.0	0.0	0.0	13.2	13.2	11.1	9.9	9.5	7.7	6.5	6.5
110-)		NUMBER OF DATA=14													NO DATA=14								
1	2	3	4	5	6	7	8	9	10	11	12	13	14	15	16	17	18	19	20	21	22	23	
5.9	6.3	5.3	8.5	10.6	13.0	15.0	16.2	18.2	20.3	20.3	20.1	19.9	0.0	0.0	0.0	18.0	16.3	14.5	11.4	11.6	11.0	10.4	
6.7	6.3	5.4	9.6	11.0	13.8	15.2	16.9	18.1	20.5	20.3	19.9	20.2	0.0	0.0	0.0	17.5	16.1	13.8	11.5	12.4	10.5	10.4	
6.6	5.9	6.3	10.1	11.9	14.3	15.4	17.4	19.5	20.4	20.3	19.9	20.7	0.0	0.0	0.0	16.7	16.9	15.7	12.2	11.1	11.7	10.1	10.3
6.3	5.5	7.0	10.4	12.2	14.7	17.7	20.0	20.3	20.1	19.9	21.1	0.0	0.0	0.0	16.3	16.6	15.2	11.9	11.5	11.1	10.4	9.9	
111-)		NUMBER OF DATA=83													NO DATA=13								
1	2	3	4	5	6	7	8	9	10	11	12	13	14	15	16	17	18	19	20	21	22	23	
9.0	9.2	7.8	9.4	12.0	16.6	20.6	21.9	22.8	22.5	23.4	23.4	22.3	20.5	0.0	0.0	0.0	17.9	13.9	11.6	10.0	9.2	8.3	7.1
18.3	9.5	7.2	9.8	13.2	17.6	21.1	21.4	22.8	22.7	23.4	23.6	21.9	20.5	0.0	0.0	0.0	17.2	12.7	11.2	9.8	9.1	8.2	6.7
9.9	9.4	7.7	10.2	14.8	18.7	21.8	22.1	22.8	23.1	23.4	23.1	21.0	20.2	0.0	0.0	0.0	16.2	12.3	10.5	9.5	8.7	8.2	6.0
9.5	8.6	8.7	10.7	15.6	20.0	22.2	22.5	22.6	23.4	23.4	22.5	20.7	0.0	0.0	0.0	15.2	12.0	10.1	9.4	8.6	7.6	6.4	
112-)		NUMBER OF DATA=68													NO DATA=28								
1	2	3	4	5	6	7	8	9	10	11	12	13	14	15	16	17	18	19	20	21	22	23	
6.2	5.3	5.3	4.8	6.5	9.2	10.3	12.8	15.0	0.0	0.0	0.0	16.2	16.0	0.0	0.0	0.0	12.7	12.4	11.3	10.1	9.4	9.7	7.6
6.2	5.3	5.3	4.9	7.3	9.6	10.6	13.9	0.0	0.0	0.0	0.0	16.1	15.7	0.0	0.0	0.0	12.7	12.1	10.6	10.0	9.1	9.1	7.8
5.6	5.3	5.2	5.2	8.0	9.8	11.3	14.8	0.0	0.0	0.0	0.0	16.1	15.5	0.0	0.0	0.0	12.5	11.9	10.4	9.9	9.5	9.5	7.6
5.5	5.3	4.9	5.8	8.7	10.1	11.8	15.4	0.0	0.0	0.0	0.0	16.1	16.0	0.0	0.0	0.0	12.7	11.5	10.3	9.8	9.5	6.1	7.1

THIS PAGE IS BEST QUALITY PRACTICABLE
FROM COPY FURNISHED TO DDC

113- 20/ 6/1976 NUMBER OF DATA-82 NO DATA-14

	1	2	3	4	5	6	7	8	9	10	11	12	13	14	15	16	17	18	19	20	21	22	23
0	1	2	3	4	5	6	7	8	9	10	11	12	13	14	15	16	17	18	19	20	21	22	23
7.6	6.8	6.3	5.7	0.1	11.9	13.9	15.1	17.0	19.0	19.0	16.9	17.0	15.9	16.7	0.0	0.0	15.6	14.0	12.7	11.6	11.1	10.4	10.1
7.6	6.7	6.1	5.8	9.2	12.8	14.3	15.3	17.4	19.1	10.0	16.5	16.1	0.0	0.0	0.0	0.0	15.4	14.5	12.5	12.0	10.8	10.1	10.0
7.1	6.5	6.0	5.5	9.9	13.6	14.5	15.0	10.0	19.6	17.6	16.2	16.3	0.0	0.0	0.0	0.0	15.2	14.3	12.1	12.1	10.7	10.1	9.9
6.9	6.3	5.7	7.2	10.4	13.8	14.9	15.6	10.2	19.7	17.3	16.0	16.9	0.0	0.0	0.0	0.0	15.3	15.0	13.8	12.1	11.4	10.5	10.1

114- 21/ 6/1976 NUMBER OF DATA-26 NO DATA-70

	1	2	3	4	5	6	7	8	9	10	11	12	13	14	15	16	17	18	19	20	21	22	23
9.7	9.3	7.9	6.9	9.7	10.1	12.5	0.0	0.0	0.0	0.0	0.0	0.0	0.0	0.0	0.0	0.0	0.0	0.0	0.0	0.0	0.0	0.0	0.0
9.5	7.7	6.7	7.5	9.9	10.3	13.3	0.0	0.0	0.0	0.0	0.0	0.0	0.0	0.0	0.0	0.0	0.0	0.0	0.0	0.0	0.0	0.0	0.0
9.3	7.4	6.4	9.4	9.9	10.5	0.0	0.0	0.0	0.0	0.0	0.0	0.0	0.0	0.0	0.0	0.0	0.0	0.0	0.0	0.0	0.0	0.0	0.0
9.0	7.2	6.4	9.4	9.9	11.5	0.0	0.0	0.0	0.0	0.0	0.0	0.0	0.0	0.0	0.0	0.0	0.0	0.0	0.0	0.0	0.0	0.0	0.0

115- 23/ 6/1976 NUMBER OF DATA-55 NO DATA-41

	1	2	3	4	5	6	7	8	9	10	11	12	13	14	15	16	17	18	19	20	21	22	23
0.0	0.0	0.0	0.0	0.0	0.0	0.0	0.0	9.5	9.9	10.0	10.2	10.2	0.0	0.0	0.0	16.7	20.0	16.7	10.0	8.4	6.8	5.6	5.9
0.0	0.0	0.0	0.0	0.0	0.0	0.0	10.2	9.7	9.9	10.0	10.3	10.2	0.0	0.0	0.0	19.4	19.5	14.2	9.4	7.5	6.4	5.5	5.9
0.0	0.0	0.0	0.0	0.0	0.0	0.0	10.0	9.7	10.9	10.1	10.4	10.5	0.0	0.0	0.0	19.7	19.1	13.8	9.0	7.1	6.3	5.1	4.8
0.0	0.0	0.0	0.0	0.0	0.0	0.0	9.8	9.8	10.0	10.1	10.2	0.0	0.0	0.0	0.0	18.2	19.9	16.0	11.4	8.6	7.0	5.9	5.1

116- 24/ 6/1976 NUMBER OF DATA-64 NO DATA-12

	1	2	3	4	5	6	7	8	9	10	11	12	13	14	15	16	17	18	19	20	21	22	23
5.0	4.9	4.8	0.0	10.3	12.3	14.3	19.3	18.1	17.3	16.2	15.1	17.0	0.0	0.0	0.0	15.7	16.0	15.3	13.3	11.3	5.7	5.5	9.3
4.9	4.8	5.1	9.0	10.6	12.8	14.7	15.6	18.1	16.9	16.1	16.2	16.9	0.0	0.0	0.0	15.9	15.8	15.0	12.6	10.6	9.7	9.5	9.2
4.9	4.8	5.6	9.6	11.4	13.4	14.9	15.6	17.7	16.6	16.2	16.5	16.9	0.0	0.0	0.0	15.7	14.7	12.0	10.2	9.6	9.5	9.1	8.1
4.9	4.8	6.8	9.8	11.7	13.8	15.1	17.6	17.5	16.2	16.3	16.7	0.0	0.0	0.0	0.0	15.5	15.0	15.5	14.2	11.8	9.9	9.5	9.4

117- 25/ 6/1976 NUMBER OF DATA-27 NO DATA-69

	1	2	3	4	5	6	7	8	9	10	11	12	13	14	15	16	17	18	19	20	21	22	23
9.3	6.9	6.6	9.7	10.5	10.4	16.0	0.0	0.0	0.0	0.0	0.0	0.0	0.0	0.0	0.0	0.0	0.0	0.0	0.0	0.0	0.0	0.0	0.0
9.3	6.9	6.9	10.2	10.4	10.6	16.3	0.0	0.0	0.0	0.0	0.0	0.0	0.0	0.0	0.0	0.0	0.0	0.0	0.0	0.0	0.0	0.0	0.0
9.6	6.7	7.6	10.6	10.3	10.7	16.8	0.0	0.0	0.0	0.0	0.0	0.0	0.0	0.0	0.0	0.0	0.0	0.0	0.0	0.0	0.0	0.0	0.0
7.6	6.6	8.6	10.7	10.2	14.7	0.0	0.0	0.0	0.0	0.0	0.0	0.0	0.0	0.0	0.0	0.0	0.0	0.0	0.0	0.0	0.0	0.0	0.0

118- 28/ 6/1976 NUMBER OF DATA-60 NO DATA-36

	1	2	3	4	5	6	7	8	9	10	11	12	13	14	15	16	17	18	19	20	21	22	23
0.0	0.0	0.0	0.0	0.0	0.0	5.5	5.6	9.7	9.3	9.5	9.9	9.9	0.0	0.0	0.0	13.3	13.0	12.5	10.4	9.5	7.1	6.9	7.1
0.0	0.0	0.0	0.0	0.0	0.0	5.9	7.1	9.2	9.4	9.6	9.8	9.8	0.0	0.0	0.0	13.1	12.9	12.0	10.1	9.5	6.9	7.3	7.5
0.0	0.0	0.0	0.0	0.0	0.0	6.2	7.3	9.5	9.3	9.6	9.9	9.8	0.0	0.0	0.0	13.0	12.0	11.9	9.9	8.2	6.8	7.2	6.8
0.0	0.0	0.0	0.0	0.0	0.0	6.3	8.1	9.3	9.3	9.7	9.9	9.9	0.0	0.0	0.0	13.0	12.3	10.7	9.8	7.6	6.8	7.2	6.5

119- 29/ 6/1976 NUMBER OF DATA-70 NO DATA-26

	1	2	3	4	5	6	7	8	9	10	11	12	13	14	15	16	17	18	19	20	21	22	23
6.9	7.2	5.4	7.2	10.4	12.3	14.7	15.2	14.7	15.4	14.4	14.6	14.9	0.0	0.0	0.0	11.0	12.2	12.0	11.4	9.8	0.0	0.0	0.0
7.1	6.6	5.6	8.6	11.2	12.7	14.9	15.2	15.2	15.1	14.4	14.7	15.0	0.0	0.0	0.0	12.0	12.2	11.8	10.5	9.5	0.0	0.0	0.0
7.3	6.4	6.1	9.6	11.6	13.8	15.0	15.0	15.3	14.7	14.3	14.0	15.0	0.0	0.0	0.0	12.1	12.2	12.0	10.0	9.1	0.0	0.0	0.0
7.2	6.0	6.6	10.0	12.2	14.4	15.0	14.9	14.6	14.7	14.3	14.8	0.0	0.0	0.0	0.0	12.1	12.1	11.7	9.9	0.0	0.0	0.0	0.0

THIS PAGE IS BEST QUALITY PRACTICABLE
FROM COPY FURNISHED TO DDC

124-		16/7/1976										NUMBER OF DATA=81										NO DATA=1									
0	1	2	3	4	5	6	7	8	9	10	11	12	13	14	15	16	17	18	19	20	21	22	23								
5.2	5.1	4.9	5.4	7.6	10.2	12.0	13.0	14.3	15.2	15.5	14.3	15.0	0.0	0.0	0.0	0.0	11.5	10.0	8.2	7.3	6.4	5.4	5.2								
5.0	5.2	5.0	6.2	6.6	10.5	12.2	13.4	14.7	15.5	15.2	13.9	12.9	0.0	0.0	0.0	12.9	11.2	9.7	8.5	6.9	6.3	5.2	5.2								
5.0	5.2	4.9	6.8	9.3	11.4	12.5	13.9	14.9	15.7	15.0	13.6	0.0	0.0	0.0	9.0	12.4	10.4	9.3	8.6	6.8	6.3	5.2	4.9								
5.1	5.2	5.0	7.2	9.8	11.7	12.9	14.2	15.2	15.7	14.7	13.3	0.0	0.0	0.0	0.0	12.0	10.2	8.0	7.9	6.5	5.7	5.4	5.1								
125-		17/7/1976										NUMBER OF DATA=84										NO DATA=12									
0	1	2	3	4	5	6	7	8	9	10	11	12	13	14	15	16	17	18	19	20	21	22	23								
5.1	5.0	5.3	7.6	9.5	11.0	12.4	14.4	15.4	15.3	15.2	14.5	13.4	13.4	0.0	0.0	12.9	12.0	10.1	9.6	8.4	5.7	4.9	4.7								
4.7	4.7	5.3	8.3	10.7	12.1	13.5	15.3	15.3	15.3	14.3	13.3	6.6	0.0	0.0	5.8	12.7	11.3	10.0	9.6	7.2	5.7	4.9	4.7								
5.0	5.3	6.8	8.7	10.8	11.7	13.3	15.2	15.3	15.6	14.7	13.0	0.0	0.0	0.0	12.7	12.6	10.7	9.9	9.2	6.3	5.7	4.7	4.7								
5.0	5.3	7.3	9.1	10.5	12.1	13.5	15.3	15.3	15.7	14.4	13.7	0.0	0.0	0.0	12.8	12.3	10.3	9.5	9.2	5.8	5.0	4.8	4.7								
126-		18/7/1976										NUMBER OF DATA=79										NO DATA=18									
0	1	2	3	4	5	6	7	8	9	10	11	12	13	14	15	16	17	18	19	20	21	22	23								
4.7	4.7	5.7	8.0	9.9	11.7	13.3	13.5	12.6	12.0	12.5	12.5	0.0	0.0	0.0	0.0	12.5	11.4	9.4	8.4	7.0	6.3	5.2	5.2								
4.7	4.7	6.4	8.2	10.0	12.1	13.7	13.4	12.6	12.0	12.5	12.4	0.0	0.0	0.0	0.0	12.4	12.6	10.6	9.3	8.1	6.8	6.3	5.5								
4.7	4.8	7.0	9.0	10.5	12.5	13.9	13.4	12.4	12.3	12.4	12.1	0.0	0.0	0.0	0.0	12.4	12.4	10.1	8.8	7.1	6.9	6.2	5.3								
4.7	5.0	7.4	9.4	11.1	13.1	14.0	13.0	12.4	12.5	12.5	0.0	0.0	0.0	0.0	0.0	12.4	12.0	9.6	8.4	7.1	6.3	6.1	5.3								
127-		19/7/1976										NUMBER OF DATA=45										NO DATA=53									
0	1	2	3	4	5	6	7	8	9	10	11	12	13	14	15	16	17	18	19	20	21	22	23								
5.0	5.2	6.5	9.5	11.2	11.5	12.0	12.9	12.4	13.9	14.9	0.0	0.0	0.0	0.0	0.0	0.0	0.0	0.0	0.0	0.0	0.0	0.0	0.0								
5.0	5.1	7.1	10.0	11.5	12.0	13.1	12.5	14.2	14.9	0.0	0.0	0.0	0.0	0.0	0.0	0.0	0.0	0.0	0.0	0.0	0.0	0.0	0.0								
5.3	5.3	7.9	10.1	11.5	12.0	12.4	12.6	13.0	14.4	14.6	0.0	0.0	0.0	0.0	0.0	0.0	0.0	0.0	0.0	0.0	0.0	0.0	0.0								
5.2	5.5	9.0	10.5	11.5	12.0	12.5	12.5	13.2	14.5	6.0	0.0	0.0	0.0	0.0	0.0	0.0	0.0	0.0	0.0	0.0	0.0	0.0	0.0								
128-		3/8/1976										NUMBER OF DATA=12										NO DATA=64									
0	1	2	3	4	5	6	7	8	9	10	11	12	13	14	15	16	17	18	19	20	21	22	23								
8.0	8.0	0.0	0.0	0.0	0.0	0.0	0.0	0.0	0.0	0.0	0.0	0.0	0.0	0.0	0.0	0.0	0.0	0.0	0.0	0.0	0.0	0.0	0.0								
8.3	8.0	0.0	0.0	0.0	0.0	0.0	0.0	0.0	0.0	0.0	0.0	0.0	0.0	0.0	0.0	0.0	0.0	0.0	0.0	0.0	0.0	0.0	0.0								
8.9	8.0	0.0	0.0	0.0	0.0	0.0	0.0	0.0	0.0	0.0	0.0	0.0	0.0	0.0	0.0	0.0	0.0	0.0	0.0	0.0	0.0	0.0	0.0								
8.0	8.0	0.0	0.0	0.0	0.0	0.0	0.0	0.0	0.0	0.0	0.0	0.0	0.0	0.0	0.0	0.0	0.0	0.0	0.0	0.0	0.0	0.0	0.0								
129-		4/8/1976										NUMBER OF DATA=57										NO DATA=29									
0	1	2	3	4	5	6	7	8	9	10	11	12	13	14	15	16	17	18	19	20	21	22	23								
5.1	5.0	7.6	11.0	13.4	13.2	11.4	12.7	0.0	0.0	0.0	0.0	0.0	0.0	0.0	0.0	0.0	0.0	0.0	0.0	0.0	0.0	0.0	0.0								
5.3	5.0	5.3	9.1	11.9	13.7	11.9	11.5	13.1	0.0	0.0	0.0	0.0	0.0	0.0	0.0	0.0	0.0	0.0	0.0	0.0	0.0	0.0	0.0								
5.3	5.0	5.9	9.8	12.0	13.6	11.6	11.9	13.5	0.0	0.0	0.0	0.0	0.0	0.0	0.0	0.0	0.0	0.0	0.0	0.0	0.0	0.0	0.0								
5.3	5.0	6.8	10.3	12.9	13.3	11.5	12.3	0.0	0.0	0.0	0.0	0.0	0.0	0.0	0.0	0.0	0.0	0.0	0.0	0.0	0.0	0.0	0.0								
130-		5/8/1976										NUMBER OF DATA=64										NO DATA=12									
0	1	2	3	4	5	6	7	8	9	10	11	12	13	14	15	16	17	18	19	20	21	22	23								
5.2	5.0	4.8	7.9	8.8	10.1	6.0	9.0	15.6	17.0	17.3	17.2	17.1	16.0	14.8	0.0	14.5	13.0	11.5	10.0	7.8	5.9	5.9	5.9								
5.1	5.0	5.1	8.6	9.3	10.4	0.0	0.0	15.9	17.3	17.3	17.1	17.2	15.7	14.5	0.0	14.1	12.7	11.4	9.9	7.1	5.4	5.3	6.0								
5.1	4.9	5.6	9.0	9.7	10.6	0.0	0.0	16.6	17.4	17.4	17.0	17.1	15.5	0.0	14.6	13.9	12.1	10.7	9.5	6.9	5.6	5.0	5.8								
5.0	5.0	6.0	8.6	9.9	11.0	0.0	0.0	16.8	17.2	17.3	17.0	16.6	15.3	0.0	14.6	13.7	11.7	10.4	8.8	6.1	5.7	5.1	5.4								

THIS PAGE IS BEST QUALITY PRACTICABLE
FROM COPY FURNISHED TO DDC

141-)		6/8/1976										NUMBER OF DATA=76										NO DATA=20									
0	1	2	3	4	5	6	7	8	9	10	11	12	13	14	15	16	17	18	19	20	21	22	23								
7.2	5.4	5.2	5.6	9.3	10.2	10.9	13.2	14.6	13.9	14.7	0.0	0.0	0.0	0.0	0.0	0.0	0.0	0.0	0.0	0.0	0.0	0.0	0.0	0.0							
6.7	5.4	5.2	7.2	9.6	10.3	11.6	14.3	13.7	14.2	0.0	0.0	0.0	0.0	0.0	0.0	0.0	0.0	0.0	0.0	0.0	0.0	0.0	0.0	0.0							
6.0	5.4	5.3	7.8	10.0	10.5	12.3	14.7	13.4	14.6	0.0	0.0	0.0	0.0	0.0	0.0	0.0	0.0	0.0	0.0	0.0	0.0	0.0	0.0	0.0							
5.6	5.3	5.0	9.5	10.1	10.7	12.5	14.9	13.6	14.9	0.0	0.0	0.0	0.0	0.0	0.0	0.0	0.0	0.0	0.0	0.0	0.0	0.0	0.0	0.0							

142-)		7/8/1976										NUMBER OF DATA=31										NO DATA=65									
0	1	2	3	4	5	6	7	8	9	10	11	12	13	14	15	16	17	18	19	20	21	22	23								
5.7	5.5	5.7	7.4	10.5	12.7	0.0	0.0	0.0	0.0	0.0	0.0	0.0	0.0	0.0	0.0	0.0	0.0	0.0	0.0	0.0	0.0	0.0	0.0								
6.1	5.4	5.9	3.9	10.9	13.4	0.0	0.0	0.0	0.0	0.0	0.0	0.0	0.0	0.0	0.0	0.0	0.0	0.0	0.0	0.0	0.0	0.0	0.0								
5.2	5.5	6.2	5.6	11.8	13.7	0.0	0.0	0.0	0.0	0.0	0.0	0.0	0.0	0.0	0.0	0.0	0.0	0.0	0.0	0.0	0.0	0.0	0.0								
5.7	5.6	6.7	10.1	12.1	6.0	0.0	0.0	0.0	0.0	0.0	0.0	0.0	0.0	0.0	0.0	0.0	0.0	0.0	0.0	0.0	0.0	0.0	0.0								

143-)		8/8/1976										NUMBER OF DATA=29										NO DATA=67									
0	1	2	3	4	5	6	7	8	9	10	11	12	13	14	15	16	17	18	19	20	21	22	23								
5.1	4.8	4.9	8.2	12.1	14.0	0.0	0.0	0.0	0.0	0.0	0.0	0.0	0.0	0.0	0.0	0.0	0.0	0.0	0.0	0.0	0.0	0.0	0.0								
5.1	4.8	5.0	9.2	12.7	0.0	0.0	0.0	0.0	0.0	0.0	0.0	0.0	0.0	0.0	0.0	0.0	0.0	0.0	0.0	0.0	0.0	0.0	0.0								
5.0	4.8	5.7	10.2	13.4	0.0	0.0	0.0	0.0	0.0	0.0	0.0	0.0	0.0	0.0	0.0	0.0	0.0	0.0	0.0	0.0	0.0	0.0	0.0								
4.3	4.8	6.9	11.0	14.0	0.0	0.0	0.0	0.0	0.0	0.0	0.0	0.0	0.0	0.0	0.0	0.0	0.0	0.0	0.0	0.0	0.0	0.0	0.0								

144-)		9/8/1976										NUMBER OF DATA=34										NO DATA=62									
0	1	2	3	4	5	6	7	8	9	10	11	12	13	14	15	16	17	18	19	20	21	22	23								
7.1	6.0	5.5	6.3	9.8	0.0	0.0	0.0	0.0	0.0	0.0	0.0	0.0	0.0	0.0	0.0	0.0	0.0	0.0	0.0	0.0	0.0	0.0	0.0								
6.9	5.8	5.4	7.0	10.3	0.0	0.0	0.0	0.0	0.0	0.0	0.0	0.0	0.0	0.0	0.0	0.0	0.0	0.0	0.0	0.0	0.0	0.0	0.0								
6.8	5.3	5.5	8.2	10.7	0.0	0.0	0.0	0.0	0.0	0.0	0.0	0.0	0.0	0.0	0.0	0.0	0.0	0.0	0.0	0.0	0.0	0.0	0.0								
6.4	5.3	5.7	9.2	0.0	0.0	0.0	0.0	0.0	0.0	0.0	0.0	0.0	0.0	0.0	0.0	0.0	0.0	0.0	0.0	0.0	0.0	0.0	0.0								

145-)		10/8/1976										NUMBER OF DATA=31										NO DATA=65									
0	1	2	3	4	5	6	7	8	9	10	11	12	13	14	15	16	17	18	19	20	21	22	23								
5.7	5.8	5.0	6.4	0.0	0.0	0.0	0.0	0.0	0.0	0.0	0.0	0.0	0.0	0.0	0.0	0.0	0.0	0.0	0.0	0.0	0.0	0.0	0.0								
5.7	5.8	5.7	6.6	0.0	0.0	0.0	0.0	0.0	0.0	0.0	0.0	0.0	0.0	0.0	0.0	0.0	0.0	0.0	0.0	0.0	0.0	0.0	0.0								
5.9	5.8	5.6	9.1	0.0	0.0	0.0	0.0	0.0	0.0	0.0	0.0	0.0	0.0	0.0	0.0	0.0	0.0	0.0	0.0	0.0	0.0	0.0	0.0								
5.8	5.8	5.3	10.0	0.0	0.0	0.0	0.0	0.0	0.0	0.0	0.0	0.0	0.0	0.0	0.0	0.0	0.0	0.0	0.0	0.0	0.0	0.0	0.0								

146-)		11/8/1976										NUMBER OF DATA=96										NO DATA=0									
0	1	2	3	4	5	6	7	8	9	10	11	12	13	14	15	16	17	18	19	20	21	22	23								
6.1	7.2	6.6	6.0	10.4	11.9	12.6	14.3	15.4	16.6	17.1	18.2	19.6	14.6	13.8	12.3	12.2	13.6	13.2	11.0	10.5	10.0	7.6	7.0								
7.9	7.9	6.5	7.4	11.1	12.0	12.5	14.9	15.4	16.9	16.6	15.1	15.4	14.2	13.4	12.3	13.9	13.2	11.6	11.0	8.6	7.3	6.9	6.0								
7.6	6.9	6.8	9.1	11.6	12.0	13.3	15.1	15.6	16.9	16.4	15.9	15.2	14.0	12.8	12.3	12.5	14.0	13.0	11.4	10.7	8.6	7.2	6.0								
7.4	6.8	6.6	9.9	11.3	12.8	13.7	15.4	16.0	17.0	16.5	15.8	15.0	13.9	12.4	12.2	12.9	13.6	12.6	10.8	10.5	8.0	7.0	6.0								

147-)		12/8/1976										NUMBER OF DATA=96										NO DATA=0									
0	1	2	3	4	5	6	7	8	9	10	11	12	13	14	15	16	17	18	19	20	21	22	23								
6.5	6.5	6.6	6.9	10.5	11.6	11.7	13.2	14.9	14.9	14.9	13.9	13.6	14.5	14.8	15.0	15.2	15.6	14.9	10.5	9.0	7.3	6.2	5.4								
6.6	6.5	6.5	3.9	10.8	11.7	11.8	13.9	15.0	15.0	14.9	13.7	13.8	14.6	14.8	15.0	15.4	15.6	12.9	10.1	8.6	7.0	6.0	5.4								
6.5	6.5	6.5	9.6	11.1	11.6	12.0	14.1	15.1	15.1	14.6	13.4	14.1	14.7	14.8	15.1	15.5	15.4	12.0	9.7	8.1	6.6	5.7	5.0								
6.6	6.6	6.7	10.1	11.4	11.6	12.3	14.5	15.0	14.2	13.4	14.2	14.6	14.9	15.1	15.6	15.2	11.3	9.4	7.6	6.5	5.5	4.5	4.0								

