AD A063712

USARTL-TR-78-23D

LEVEL III

12

AD63214 Vol IV, D

INTERACTIONAL AERODYNAMICS OF THE SINGLE ROTOR HELICOPTER CONFIGURATION

VOLUME IV-B - One-Third Octave Band Spectrograms of Wake Split-Film Data, Basic Configuration Wake Explorations

Philip F. Sheridan

Boeing Vertol Company
P.O. Box 16858
Philadelphia, Pa. 19142

DDC FILE COPY

September 1978

Final Report for Period March 1977 - February 1978

Approved for public release;
distribution unlimited.

DDC
RECEIVED
JAN 24 1979
D

Prepared for

APPLIED TECHNOLOGY LABORATORY
U. S. ARMY RESEARCH AND TECHNOLOGY LABORATORIES (AVRADCOM)
Fort Eustis, Va. 23604

APPLIED TECHNOLOGY LABORATORY POSITION STATEMENT

In 1975 a wind tunnel test program was conducted in the Boeing-Vertol 20-foot V/STOL Wind Tunnel on a 1/5th-scale UTTAS model to investigate and find solutions for several aerodynamic problems encountered during the UTTAS flight-testing. Specifically, these tests focused upon (a) the structure of the hub/rotor wake in the vicinity of the empennage, (b) the formulation of the ground vortex and its relation to hub loads and fuselage loads during transition, and (c) the occurrence of vibratory air pressures from the blade passing over the fuselage. Only portions of the above-mentioned wind tunnel test data were reduced and analyzed in addressing the flight-test problems of the UTTAS aircraft.

Under Contract DAAJ02-77-C-0020, Boeing-Vertol completed analyses on the data to understand more completely the aerodynamic interactions that are involved and to formulate instructions for the guidance of designers in these respects. The results of these studies are applicable to all existing and future single-rotor/tail rotor helicopters. The data have been segregated according to aerodynamic interactions and associated phenomena/problem areas. From this body of knowledge, a generalized set of design guidelines meaningful to the single-rotor helicopter design concept formulation were developed and are included in these reports.

Mr. Robert P. Smith of the Aeronautical Technology Division, Aeromechanics Technical Area, served as project engineer for this effort.

DISCLAIMERS

The findings in this report are not to be construed as an official Department of the Army position unless so designated by other authorized documents.

When Government drawings, specifications, or other data are used for any purpose other than in connection with a definitely related Government procurement operation, the United States Government thereby incurs no responsibility nor any obligation whatsoever; and the fact that the Government may have formulated, furnished, or in any way supplied the said drawings, specifications, or other data is not to be regarded by implication or otherwise as in any manner licensing the holder or any other person or corporation, or conveying any rights or permission, to manufacture, use, or sell any patented invention that may in any way be related thereto.

Trade names cited in this report do not constitute an official endorsement or approval of the use of such commercial hardware or software.

DISPOSITION INSTRUCTIONS

Destroy this report when no longer needed. Do not return it to the originator.

UNCLASSIFIED

SECURITY CLASSIFICATION OF THIS PAGE (When Data Entered)

REPORT DOCUMENTATION PAGE

READ INSTRUCTIONS BEFORE COMPLETING FORM

1. REPORT NUMBER: USARTL TR-78-23D	2. GOVT ACCESSION NO.
3. RECIPIENT'S CATALOG NUMBER	
4. TITLE (and Subtitle): INTERACTIONAL AERODYNAMICS OF THE SINGLE ROTOR HELICOPTER CONFIGURATION, Volume IV, One-Third Octave Band Spectrograms of Wake Split-Film Data, Basic Configuration Wake Explorations.	5. TYPE OF REPORT & PERIOD COVERED: FINAL REPORT 15 Mar 1977 - 13 Feb 1978
	6. PERFORMING ORG. REPORT NUMBER
7. AUTHOR(s): Philip F. Sheridan	8. CONTRACT OR GRANT NUMBER(s): DAAJ02-77-C-0020
9. PERFORMING ORGANIZATION NAME AND ADDRESS: Boeing Vertol Company, P.O. Box 16858, Philadelphia, Pa. 19142	10. PROGRAM ELEMENT, PROJECT, TASK AREA & WORK UNIT NUMBERS: 62209A 1L262209AH76 00189 EK
11. CONTROLLING OFFICE NAME AND ADDRESS: Applied Technology Laboratory, U.S. Army Research & Technology Laboratories (AVRADCOM), Fort Eustis, Virginia 23604	12. REPORT DATE: September 1978
	13. NUMBER OF PAGES: 330
14. MONITORING AGENCY NAME & ADDRESS (if different from Controlling Office): 331 p.	15. SECURITY CLASS. (of this report): Unclassified
	15a. DECLASSIFICATION/DOWNGRADING SCHEDULE

16. DISTRIBUTION STATEMENT (of this Report)

Approved for public release; distribution unlimited.

17. DISTRIBUTION STATEMENT (of the abstract entered in Block 20, if different from Report)

18. SUPPLEMENTARY NOTES

Volume IV of an eight volume report.
Volume IV is comprised of seven sub-volumes (A thru G)

19. KEY WORDS (Continue on reverse side if necessary and identify by block number)

Wake	Flow Environment	Powered Model
Flow	Configuration	
Interaction	Empennage	
Aerodynamic Interaction	Flow Modifier	

20. ABSTRACT (Continue on reverse side if necessary and identify by block number)

This is the second of the seven sub-volumes of Volume IV containing one-third octave band spectrographs of the model helicopter hub/rotor wake as it was modified by various aerodynamic devices. This sub-volume deals with wake characteristics of the baseline configurations.

DD FORM 1 JAN 73 1473 EDITION OF 1 NOV 65 IS OBSOLETE

UNCLASSIFIED

SECURITY CLASSIFICATION OF THIS PAGE (When Data Entered)

AD A063682

LEVEL III

PREFACE

The entire report describing the investigation of INTERACTIONAL AERODYNAMICS OF THE SINGLE-ROTOR HELICOPTER CONFIGURATION comprises eight numbered volumes bound as 33 separate documents. The complete list of these documents is as follows:

Volume I, Final Report

Volume II, Harmonic Analyses of Airframe Surface Pressure Data
- A – Runs 7-14, Forward Section
- B – Runs 7-14, Mid Section
- C – Runs 7-14, Aft Section
- D – Runs 15-22, Forward Section
- E – Runs 15-22, Mid Section
- F – Runs 15-22, Aft Section
- G – Runs 23-33, Forward Section
- H – Runs 23-33, Mid Section
- I – Runs 23-33, Aft Section

Volume III, Flow Angle and Velocity Wake Profiles in Low-Frequency Band
- A – Basic Investigations and Hubcap Variations
- B – Air Ejector Systems and Other Devices

Volume IV, One-Third Octave Band Spectrograms of Wake Split-Film Data

- A – Buildup to Baseline
- B – Basic Configuration Wake Explorations
- C – Solid Hubcaps
- D – Open Hubcaps
- E – Air Ejectors
- F – Air Ejectors With Hubcaps; Wings
- G – Fairings and Surface Devices

Volume V, Harmonic Analyses of Hub Wake

Volume VI, One-Third Octave Band Spectrograms of Wake Single Film Data
- A – Buildup to Baseline
- B – Basic Configuration Wake Exploration
- C – Hubcaps and Air Ejectors

Volume VII, Frequency Analyses of Wake Split-Film Data
- A – Buildup to Baseline
- B – Basic Configuration Wake Explorations
- C – Solid Hubcaps



PRECEDING PAGE NOT FILMED

D – Open Hubcaps
E – Air Ejectors
F – Air Ejectors With Hubcaps; Wings
G – Fairings and Surface Devices

Volume VIII, Frequency Analyses of Wake Single Film Data
A – Buildup to Baseline
B – Basic Configuration Wake Exploration
C – Hubcaps and Air Ejectors

TABLE OF CONTENTS

	PAGE
INTRODUCTION	6
OUTLINE OF WAKE INVESTIGATIONS (TABLE 1)	7
LIST OF TEST RUNS (TABLE 2)	11
INDEX TO RAKE POSITIONS (TABLE 3)	18
RAKE ORIENTATION DIAGRAM (FIGURE 1)	24
HOT FILM RAKE LOCATIONS (FIGURE 2-6)	25
UTTAS 1/4.85 - SCALE MODEL GEOMETRY AND PRESSURE TRANSDUCER LOCATIONS (FIGURE 7)	30
ONE-THIRD OCTAVE BAND IDENTIFICATION (TABLE 4)	31
SPLIT-FILM 1/3 OCTAVE BAND CHARTS	32

INTRODUCTION

Volume IV presents spectrograms of the flow angles and velocity components for each run and its test points. Specifically, these machine plots show the root mean square value of each wake parameter over discrete frequency intervals one-third of an octave band in width. The octave arrangement is selected to provide 19 spectral increments from 3.9 to 250.0 Hz centerband frequency. A special computer program is employed to derive wake parameters within these bands consistent with corresponding basic spectral functions depicted in Volume VII.

The graphs showing the one-third octave band values are sequenced in the same order as the Outline of Wake Investigations (Table 1). These graphs are distributed among Volumes IV-A through IV-G by the major categories of Table I in the following arrangement:

Volume IV-A	Build-up to Baseline
Volume IV-B	Basic Configuration
Volume IV-C	Effect of Hub Caps Section 1 & 2
Volume IV-D	Effect of Hub Caps Section 3 & 4
Volume IV-E	Effect of Hub Caps Section 5 and Effect of Air Ejectors
Volume IV-F	Air Ejectors with Open Hub Caps and Effect of Wings and Misc. Section
Volume IV-G	Effect of Wings and Misc. Sections 2 and 3

The Table I outline and other material is included for reference and as a context to the work of each sub-volume. Table 2, the List of Test Runs, arranges the runs in numerical order and gives pertinent text parameters.

The Index of Rake Positions, Table 3, lists the hot film transducer rake positions in the model coordinate system for each run and its test points. The main feature of Table 3 is the indexing of the test point number to the model waterline station and butt line as it varied from run to run. The table groups the runs as they shared the indexing correspondence of point with position. It is emphasized that the runs in a group do not necessarily all share the same number of test points but they do have same correspondence within their respective ranges of test points.

The orientation of the rake is shown pictorially in Figures 1 through 6 for the various test runs. Figure 7 presents a scaled drawing of the model with reference to the three-axis coordinate system. Table 4 lists the center frequency and the upper and lower band limits for each of the numbered one-third octave bands.

TABLE 1

OUTLINE OF WAKE INVESTIGATIONS

Description	Configuration Code	Run No.	Base-line
Build-up to Baseline			
1. Nacelles removed	$K_{13}+H_1-N$	149	150
2. Blades off, rotating hub	$K_{13}-M+H_{1.0}$	160	156
3. " " , non-rotating hub	$K_{13}-M+H_{1.0}$	158	156
4. " " , hub off	$K_{13}-M-H_{1.0}$	159	156
Basic Configuration			
1. Wake Explorations near Empennage			
(a) 15" Long. + traverse at T/R C.L.	K_{11}	111	---
(b) 9" Vert. + " above T/R "	"	112	---
(c) 2" " " in vortex	"	113	---
(d) 8" " " (continue 112)	"	114	---
(e) 13" " " behind stab.	"	115	---
(f) Lateral traverse, left stab. (One T.P. only)	"	116	---
(g) Same continued	"	117	---
(h) Same continued (One T.P. only)	"	118	---
(i) Lateral traverse right stab.	"	119	---
(j) T/R effect on wake	$K_{11}+T_2^0$	121	115
2. Climb/Descent Studies			
(a) Climb 900 FPM	K_{11}	135	---
(b) Descent 800 FPM	"	136	---
Effect Of Hub Caps			
1. Solid Caps on Canister			
(a) 7.6" diam. 2.17" ht. soft Pitch Arms	$K_{11}-H_{1.0}+H_{1.2}$	137	136
(b) 7.6" diam. 2.17" ht. stiff Pitch Arms	$K_{13}+H_{1.2}$	153	156
(b) 7.6" diam. 2.45" ht. flt. test config.	$K_{13}+H_{1.2.1}+I_1+E_{1.0}$	207	188

TABLE 1 (CONTINUED)

OUTLINE OF WAKE INVESTIGATIONS

Description	Configuration Code*	Run No.	Base-line
Effect of Hub Caps (Continued)			
2. Solid Caps Raised Above Canister			
(a) 7.6" diam. 2.45" ht. 70" depth, .55 gap	$H_{1.2.2}+I_1+E_{1.0}$	208	188
(b) 10.0" diam. 3.25" ht. 1.55" depth, .50" gap	$H_{1.8.1}+I_1+E_{1.0}$	189	188
(c) 10.0" diam. 4.125" ht. 2.05" depth, .875" gap	$H_{1.8.2}+I_1+E_{1.0}$	190	188
(d) Repeat of 189	" " "	210	188
3. Open Caps Without Underbody			
(a) 10.0" diam. 1.25" gap,blades	$H_{1.0.2}+I_1+E_{1.0}$	193	188/166
(b) " " " gap, no blades	$H_{1.0.1}-M$	166	158
(c) " " 2.05" gap,blades	$H_{1.14.1}+I_1+E_{1.0}$	211	188
(d) " " 1.75" gap, no blades	$H_{1.0.1}-M$	165	158
(e) " " 1.87" gap,blades	$H_{1.0.3}+I_1+E_{1.0}$	191	188
(f) 16" diam. 2.00" gap,blades	$H_{1.7.1}$	168	156/167
(g) " " " gap, no blades	$H_{1.7.1}-M$	167	158
(h) " " 4.00" gap,blades	$H_{1.7.2}$	169	156
4. Open Caps with Underbody			
(a) 7.6" diam. 1.25" gap	$H_{1.11.1}+I_2+E_{1.0}$	194	188
(b) " " " "	$H_{1.11.1}+I_2+E_{4.0}$	198	188
(c) " " " " center post	$H_{1.11.2}+I_2$	202	194
(d) 10.0" diam. .5" gap, no blades	$H_{1.5.1}-M$	164	158
(e) " " 1.25" gap, no blades	$H_{1.5.2}-M$	161	158
(f) " " 2.0" gap, no blades	$H_{1.5.4}-M$	163	158
(g) " " 4.0" gap, no blades	$H_{1.5.3}-M$	162	158
(h) " " 1.25" gap	$H_{1.5.2}$	154	156/161

*Basic Code is K13.

TABLE 1 (CONTINUED)

OUTLINE OF WAKE INVESTIGATIONS

Description	Configuration Code*	Run No.	Base-line
5. Miscellaneous Hub Covers			
(a) Hub fairing 16" diam.	$H_{1.3}$	151	150
(b) Wham-O-Frisbee 10" diam.	$H_{1.9.0}+E_{1.2}$	182	181
(c) Fab. glass Frisbee 16" diam.	$H_{1.9.1}+E_{1.2}$	183	181
Effect of Air Ejectors			
1. Basic system no blowing	$H_{1.0}+E_{1.0}$	172	156
2. " " 40 psi	" "	173	156/172
3. " " 150 psi	" "	174	156/172
4. Wide chord shroud 40 psi	$H_{1.0}+E_{2.5.1}$	175	156/173
5. Wide " " 150 psi	" "	176	156/174
6. W/C shroud w. lip 40 psi	$H_{1.0}+E_{3.5.2}$	184	156/173
7. Same Contoured Parallel 150 psi	$H_{1.0}+E_{3.5.4}$	187	156/174
8. Bifurcated duct 0 psi	$H_{1.0}+E_{5.0}$	203	156
9. " " 40 psi	" "	204	156/203
10. " " 150 psi	" "	205	156/203
Air Ejectors with Open Hub Caps with Underbodies			
1. 7.6" diam. 1.25" gap, 0 psi	$H_{1.11.1}+I_2+E_{1.0}$	194	188/172
2. " " " " 20 psi	" " "	195	188
3. " " " " 40 psi	" " "	196	188/173
4. " " " " 150 psi	" " "	197	188/174
5. " " " " 0 psi	$H_{1.11.1}+I_2+E_{4.0}$	198	188/194
6. " " " " 40 psi	" " "	199	188/196
7. " " " " 150 psi	" " "	200	188/196
8. Same with center post	$H_{1.11.2}+I_2+E_{4.6}$	201	188/200
9. 10.0" diam. 2.0" gap wide ch'd. shroud (150 psi)	$H_{1.5.4}+E_{2.5.1}$	177	156/176
Effect of Wings and Misc.			
1. Wings			
(a) Nacelle-mounted stub wing	$H_{1.0}+W_{1.0}+E_{1.1}$	178	181
(b) Single slotted flapped wing	$H_{1.0}+W_{3.0}+E_{1.0}$	180	181
(c) Dougle slotted flapped wing	$H_{1.0}+W_{2.0}+E_{1.0}$	179	181
(d) Boom-mounted stub wing	$H_{1.0}+W_{4.0}$	186	156

*Basic Code is K13.

TABLE 1 (CONTINUED)

OUTLINE OF WAKE INVESTIGATIONS

Description	Configuration Code*	Run No.	Base-line
2. Crown Fairings			
(a) Flat top behind shaft	$K_{1\,1}+D_1$	140	138
(b) Round top behind shaft	$K_{1\,1}+D_2$	141	138
(c) Extended flat top fairing	H_1+D_4	170	156
(d) Flat top + 16" cap, 4" gap	$H_{1\cdot7\cdot2}+D_4$	171	170
(e) Forward fairing/nacelle fairing	$P_{1\cdot0}$	152	156
3. Surface Devices			
(a) Vortex generators	$K_{1\,1}+VG_{2\,.\,1}$	139	138
(b) Guidevane between nacelles	$K_{1\,1}+FV_1$	142	138
(c) Longitudinal strakes	$H_{1\cdot5\,.\,3}+S_4$	155	156
(d) 14% porosity spoiler	$K_{1\,1}+X_1$	143	138

*Basic Code is K13 unless noted otherwise.

TABLE 2

LIST OF TEST RUNS

BASIC INVESTIGATIONS OF THE HUB WAKE

RUN NO.	CONFIGURATION/CONDITION	V_{TUN} KNOTS	RPM MR/TR	DISK LDG. psf	MODEL ANGLES		MR HT.	TAIL ROTOR
					$\alpha°$	$\psi°$	h/d	
111	K_{11}/15" Long. wake traverse at TR center line	80	1433/0	8	6.0	-2.0	∞	Off
112	" /9" Vert. wake traverse above TR center line	"	"	"	"	"	"	"
113	" /2" Vert traverse through MR vortex	"	"	"	"	"	"	"
114	" /8" Vert. traverse below TR center line	"	"	"	"	"	"	"
115	" /13" Vert. traverse behind stabilizer	"	"	"	"	"	"	"
116	" /Lateral traverse - left stabilizer	"	"	"	"	"	"	"
117	" /116 continued	"	"	"	"	"	"	"
118	" /116 continued	"	"	"	"	"	"	"
119	" /Lateral traverse - right stabilizer	"	"	"	"	"	"	"
121	$K_{11}+T_2$/Effect of tail rotor flow on wake	"	1433/ 4500	"	"	"	"	On
135	K_{11}/Wake in 900 fpm climb	"	"	"	-6.0	-4.5	"	Off
136	" /Wake in 800 fpm descent	"	"	"	6.0	-2.0	"	"

TABLE 2 (CONTINUED)
LIST OF TEST RUNS
EVALUATION OF WAKE-ALTERING DEVICES

RUN NO.	CONFIGURATION/CONDITION	V_{TUN} KNOTS	RPM MR/TR	DISK LDG, psf	MODEL ANGLES		MR HT.	TAIL ROTOR
					$\alpha°$	$\psi°$	h/d	
137	$K_{11}-H_{1.0}+H_{1.2}$/Effect of 7.6 inch diam. solid hub cap	80	1433/0	8	6	-3.8	∞	Off
138	K_{11}/Repeat of base run	"	"	"	"	"	"	"
139	$K_{11}+VG_{2.1}$/Effect of vortex generators on aft crown	"	"	"	"	"	"	"
140	$K_{11}+D_1$/Flat-topped "doghouse" fairing on aft crown	"	"	"	"	"	"	"
141	$K_{11}+D_2$/Rounded-top fairing	"	"	"	"	"	"	"
142	$K_{11}+DV_1$/Deflection vane on crown between nacelles	"	"	"	"	"	"	"
143	$K_{11}+X_1$/Variable porosity spoiler	"	"	"	"	"	"	"
149	$K_{13}+H_1-N_1$/Effect of nacelles off also add stiff pitch arms (K_{13})	60	1075/0	4.5	"	"	"	"
150	$K_{13}+H_1$/60 knot baseline	"	"	"	"	"	"	"
151	$K_{13}+H_{1.3}$/16 inch diam. helmet fairing	"	"	"	"	"	"	"
152	$K_{13}+P_{1.0}$/Pylon and intake fairings	80	1433/0	8	"	"	"	"
153	$K_{13}+H_{1.2}$/Repeat 137 with K_{13} pitch arms	"	"	"	"	"	"	"

TABLE 2 (CONTINUED)

LIST OF TEST RUNS

EVALUATION OF WAKE-ALTERING DEVICES

RUN NO.	CONFIGURATION/CONDITION	V_{TUN} KNOTS	RPM MR/TR	DISK LDG. psf	MODEL ANGLES		MR HT.	TAIL ROTOR
					α°	ψ°	h/d	
154	$K_{13}+H_{1.5.2}$/10" open hub cap, 7" underbody, 1.25"gap	80	1433/0	8	6	-3.8	∞	Off
155	$K_{13}+H_{1.5.2}+S_4$/Same as 154 except strakes on aft crown	"	"	"	"	"	"	"
156	$K_{13}+H_{1.0}$/Baseline with K_{13},i.e., stiff pitch arms	"	"	"	"	"	"	"
158	$K_{13}-M+H_{1.0}$/Wake studies with blades off, hub not rotating	"	0/0	"	"	"	"	"
159	$K_{13}-M-H_{1.0}$/Wake studies with hub off	"	"	"	"	"	"	"
160	$K_{13}-M+H_{1.0}$/Same as 158 except hub is rotating	"	1433/0	"	"	"	"	"
161	$K_{13}-M+H_{1.5.2}$/Repeat of 154 without blades	"	0/0	"	"	"	"	"
162	$K_{13}-M+H_{1.5.3}$/Same as 161 except 4" gap	"	"	"	"	"	"	"
163	$K_{13}-M+H_{1.5.4}$/Same as 161 except 2" gap	"	"	"	"	"	"	"
164	$K_{13}-M+H_{1.5.1}$/Same as 161 except 0.5" gap	"	"	"	"	"	"	"
165	$K_{13}-M+H_{1.0.1}$/ 10" open hub cap,no underbody,same cap vert.position as Run 154	"	"	"	"	"	"	"
166	$K_{13}-M+H_{1.0.2}$/Same as 165 with cap lowered by 0.5"	"	"	"	"	"	"	"

TABLE 2 (CONTINUED)
LIST OF TEST RUNS
EVALUATION OF WAKE-ALTERING DEVICES

RUN NO.	CONFIGURATION/CONDITION	V_{TUN} KNOTS	RPM MR/TR	DISK LDG. psf	MODEL ANGLES		MR HT.	TAIL ROTOR
					α°	ψ°	h/d	
167	K_{13}-M+$H_{1.7.1}$/16" open cap, no underbody, 2" gap	80	0/0	8	6	-3.8	∞	Off
168	K_{13}+$H_{1.7.1}$/Blades on, same cap config. as 167	"	1433/0	"	"	"	"	"
169	K_{13}+$H_{1.7.2}$/16" open cap, no underbody, 4" gap	"	"	"	"	"	"	"
170	K_{13}+$H_{1.0}$+$D_{4.0}$/Extended flat top fairing on aft crown	"	"	"	"	"	"	"
171	K_{13}+$H_{1.7.2}$+$D_{4.0}$/Same fairing as 170 same cap as 169	"	"	"	"	"	"	"
172	K_{13}+$H_{1.0}$+$E_{1.0}$(0psi)/Basic air ejector zero blowing baseline	"	"	"	"	"	"	"
173	K_{13}+$H_{1.0}$+$E_{1.0}$(40 psi)/Same as 172 with 40 psi supply	"	"	"	"	"	"	"
174	K_{13}+$H_{1.0}$+$E_{1.0}$(150 psi)/Same as 172 with 150 psi supply	"	"	"	"	"	"	"
175	K_{13}+$H_{1.0}$+$E_{2.5.1}$(40 psi)/Ejector with wide chord shroud at 40 psi	"	"	"	"	"	"	"
176	K_{13}+$H_{1.0}$+$E_{2.5.1}$(150 psi)/Same as 174 with 150 psi supply	"	"	"	"	"	"	"
177	K_{13}+$H_{1.5.4}$+$E_{2.5.1}$(150 psi)/Same as 176 with 10" cap like 163	"	"	"	"	"	"	"
178	K_{13}+$H_{1.0}$+$W_{1.0}$+$E_{1.1}$(0 psi)/Nacelle mounted wing	"	"	"	"	"	"	"

TABLE 2 (CONTINUED)
LIST OF TEST RUNS

EVALUATION OF WAKE-ALTERING DEVICES

RUN NO.	CONFIGURATION/CONDITION	V_{TUN} KNOTS	RPM MR/TR	DISK LDG. psf	MODEL ANGLES		MR HT.	TAIL ROTOR
					α°	ψ°	h/d	
179	$K_{13}+H_{1.0}+W_{2.0}+E_{1.0}$ (0 psi)/Double slotted flapped wing	80	1433/0	8	6	-3.8	∞	Off
180	$K_{13}+H_{1.0}+W_{3.0}+E_{1.0}$ (0 psi)/Single slotted flapped wing	"	"	"	"	"	"	"
181	$K_{13}+H_{1.0}+E_{1.2}$ (0 psi)/Baseline with ejector tube moved aft	"	"	"	"	"	"	"
182	$K_{13}+H_{1.9.0}+E_{1.2}$ (0 psi)/Standard 10" frisbee	"	"	"	"	"	"	"
183	$K_{13}+H_{1.9.1}+E_{1.2}$ (0 psi)/16" fabricated frisbee	"	"	"	"	"	"	"
184	$K_{13}+H_{1.0}+E_{3.5.2}$ (40 psi)/Wide chord with lip at 40 psi	"	"	"	"	"	"	"
185	$K_{13}+H_{1.0}+E_{3.5.2}$ (150 psi)/Same as 184 with 150 psi air	"	"	"	"	"	"	"
186	$K_{13}+H_{1.0}+W_{4.0}$/Boom mounted stub wing	"	"	"	"	"	"	"
187	$K_{13}+H_{1.0}+E_{3.5.4}$ (150 psi)/Like 185 with modified shroud	"	"	"	"	"	"	"
188	$K_{13}+H_{1.0}+I_1+E_{1.0}$ (0 psi)/Baseline with I_1 instr. ring	"	"	"	"	"	"	"
189	$K_{13}+H_{1.8.1}+I_1+E_{1.0}$ (0 psi)/Solid cap, 10" diam. 3.25" height	"	"	"	"	"	"	"
190	$K_{13}+H_{1.8.2}+I_1+E_{1.0}$ (0 psi)/Same as 190 except + 4.12" height	"	"	"	"	"	"	"

TABLE 2 (CONTINUED)

LIST OF TEST RUNS

EVALUATION OF WAKE-ALTERING DEVICES

RUN NO.	CONFIGURATION/CONDITION	V_{TUN} KNOTS	RPM MR/TR	DISK LDG. psf	MODEL ANGLES		MR HT.	TAIL ROTOR
					α°	ψ°	h/d	
191	$K_{13}+H_{1.0.2}+I_1+E_{1.0}$ (0 psi)/10" cap, no underbody, 1.87" gap	80	1433/0	8	6	-3.8	∞	Off
193	$K_{13}+H_{1.0.2}+I_1+E_{1.0}$ (0 psi)/10" cap, no underbody, 1.25" gap	"	"	"	"	"	"	"
194	$K_{13}+H_{1.11.1}+I_2+E_{1.0}$(0 psi)/7.6" cap, underbody, 1.25" gap	"	"	"	"	"	"	"
195	$K_{13}+H_{1.11.1}+I_2+E_{1.0}$(20 psi)/Same as 194 with 20 psi air	"	"	"	"	"	"	"
196	$K_{13}+H_{1.11.1}+I_2+E_{1.0}$(40 psi)/Same as 194 with 40 psi air	"	"	"	"	"	"	"
197	$K_{13}+H_{1.11.1}+I_2+E_{1.0}$(150 psi)/Same as 194 with 150 psi air	"	"	"	"	"	"	"
198	$K_{13}+H_{1.11.1}+I_2+E_{4.0}$ (0 psi)/Same as 194 except blowing tube 2" aft	"	"	"	"	"	"	"
199	$K_{13}+H_{1.11.1}+I_2+E_{4.0}$ (40 psi)/Same as 198 with 40 psi air	"	"	"	"	"	"	"
200	$K_{13}+H_{1.11.1}+I_2+E_{4.0}$ (150 psi)/Same as 198 with 150 psi air	"	"	"	"	"	"	"
201	$K_{13}+H_{1.11.2}+I_2+E_{4.0}$ (150 psi)/Same as 200 except center support cap	"	"	"	"	"	"	"
202	$K_{13}+H_{1.11.2}+I_2$/Baseline with I_2 and no blowing tube	"	"	"	"	"	"	"
203	$K_{13}+H_{1.0}+E_{5.0}$(0 psi)/Bifurcated air duct baseline	"	"	"	"	"	"	"

TABLE 2 (CONTINUED)

LIST OF TEST RUNS

EVALUATION OF WAKE-ALTERING DEVICES

RUN NO.	CONFIGURATION/CONDITION	V_{TUN} KNOTS	RPM MR/TR	DISK LDG. psf	MODEL ANGLES		MR HT.	TAIL ROTOR
					α°	ψ°	h/d	
204	$K_{13}+H_{1.0}+E_{5.0}$ (150 psi)/Bifurcated duct with 150 psi air	80	1433/0	8	6	-3.8	∞	Off
205	$K_{13}+H_{1.0}+E_{5.0}$ (40 psi)/Same as 204 with 40 psi air	"	"	"	"	"	"	"
207	$K_{13}+H_{1.2.1}+I_1+E_{1.0}$ (0 psi)/7.6" solid cap, no gap	"	"	"	"	"	"	"
208	$K_{13}+H_{1.2.2}+I_1+E_{1.0}$ (0 psi)/Same as 207 except 0.55" gap	"	"	"	"	"	"	"
210	$K_{13}+H_{1.15.1}+I_1+E_{1.0}$ (0 psi)/Repeat of 189	"	"	"	"	"	"	"
211	$K_{13}+H_{1.14.1}+I_1+E_{1.0}$ (0 psi)/Like 189 and 210 except cap is open	"	"	"	"	"	"	"

TABLE 3

INDEX TO RAKE POSITIONS

RUN NUMBER	TEST POINT	WATER LINE	MODEL STATION	BUTT LINE	LOCATION FIGURE
111	20	53.5	103.1	-7.25	1
	21	"	"	"	
	22	"	105.0	"	
	24	"	107.0	"	
	26	"	109.0	"	
	28	"	111.0	"	
	30	"	112.9	"	
	32	"	114.9	"	
	34	"	116.9	"	
	36	"	118.9	"	
112	2	48.9	107.3	-7.25	1
	4	50.8	"	"	
	6	52.7	103.3	"	
	8	54.5	"	"	
	10	56.2	"	"	
	12	57.2	"	"	
113	2	51.7	103.3	-3.25	1
	4	52.3	"	"	
	6	52.8	"	"	
	8	53.3	"	"	
	10	53.9	"	"	
	11	53.3	"	"	
114	2	44.5	103.0	-3.25	1
	4	46.4	"	"	
	6	48.2	"	"	
	8	50.0	"	"	
	10	51.9	"	"	
115	3	52.9	124.7	-3.25	1
	4	52.0	"	"	
	6	50.0	"	"	
	9	48.0	"	"	
	10	46.0	"	"	
	12	44.1	"	"	
	14	42.1	"	"	
	16	53.0	"	"	
	18	54.0	"	"	
	20	55.0	"	"	

TABLE 3 (CONTINUED)

INDEX TO RAKE POSITIONS

RUN NUMBER	TEST POINT	WATER LINE	MODEL STATION	BUTT LINE	LOCATION FIGURE
116	7	36.9	100.5	-17.5	1
117	2	37.6	100.5	-16.0	1
	4	"	"	-14.0	
	6	37.3	99.6	-12.0	
	8	"	"	-10.0	
	10	"	"	- 8.0	
118	2	37.6	100.5	- 6.0	1
119	2	37.3	99.6	+ 6.0	1
	5	"	"	8	
	8	"	"	10	
	9	"	"	"	
	14	"	"	14	
	16	"	"	16	
	20	51.5	102.5	17.5	
	25	52.3	101.7	-17.5	
121	3	62.9	129.0	+ 5.7	2
	4	53.5	"	"	
	6	50.1	"	"	
	8	46.0	"	"	
	10	42.1	"	"	
135	2	56.9	106.3	- 5.7	3
	4	54.5	"	"	
	6	52.5	"	"	
	8	50.5	"	"	
	10	48.5	"	"	
	12	46.5	"	"	
	14	44.5	"	"	
136	2	56.5	104.0	- 8.0	4
	4	54.5	"	"	
	6	52.5	"	"	
	8	50.6	"	"	
	10	48.5	"	"	
	12	46.5	"	"	
	14	44.5	"	"	
	17	37.1	"	"	
	18	39.0	"	"	
	19	41.0	"	"	

TABLE 3 (CONTINUED)

INDEX TO RAKE POSITIONS

RUN NUMBER	TEST POINT	WATER LINE	MODEL STATION	BUTT LINE	LOCATION FIGURE
137	3	38.7	98.4	- 9.0	5
	5	39.9	"	"	
	7	42.0	100.5	"	
	9	44.0	"	"	
	11	46.0	103.6	"	
	13	48.0	"	"	
	15	50.0	"	"	
	17	52.0	"	"	
	19	54.0	"	"	
138-41, 143	2	38.8	98.4	- 8.0	5
	3	40.0	"	"	
	4	42.0	100.5	"	
	5	44.0	"	"	
	6	46.0	103.6	"	
	7	48.0	"	"	
	8	50.0	"	"	
	9	52.0	"	"	
	10	54.0	"	"	
142	7	37.8	98.4	- 8.0	5
	8	"	"	"	
	9	40.2	"	"	
	10	42.0	100.5	"	
	11	44.0	"	"	
	12	46.0	103.6	"	
	13	48.0	"	"	
	14	50.0	"	"	
	15	52.0	"	"	
	16	54.0	"	"	
	17	56.8	"	"	

TABLE 3 (CONTINUED)

INDEX TO RAKE POSITIONS

RUN NUMBER	TEST POINT	WATER LINE	MODEL STATION	BUTT LINE	LOCATION FIGURE
149-151	2	38.8	98.5	- 8.0	5
	3	40.0	"	"	
	4	42.0	100.6	"	
	5	44.0	"	"	
	6	46.0	103.5	"	
	7	48.0	"	"	
	8	50.0	"	"	
	9	52.0	"	"	
	10	54.0	"	"	
152-6, 158 161-4, 166 167, 169-71 175, 177-9 180,182,184 186-8, 190 191,193,194 196,198,201 204,207,208 211	2	42.9	97.9	0.0	6
	3	44.9	"	"	
	4	46.9	100.6	"	
	5	48.9	"	"	
	6	50.9	104.6	"	
	7	52.9	"	"	
	8	54.9	"	"	
	9	56.9	"	"	
159	1	54.9	104.6	0.0	6
	2	52.9	"	"	
	3	50.7	"	"	
	4	48.6	100.6	"	
	5	46.7	"	"	
160,203	5	42.9	97.9	0.0	6
	6	44.9	"	"	
	7	46.9	100.6	"	
	8	48.9	"	"	
	9	50.9	104.6	"	
	10	52.9	"	"	
	11	54.9	"	"	
165	3	44.9	97.9	0.0	6
	4	42.9	"	"	
	5	46.9	100.6	"	
	6	48.9	"	"	
	7	50.9	104.6	"	
	8	52.9	"	"	

TABLE 3 (CONTINUED)

INDEX TO RAKE POSITIONS

RUN NUMBER	TEST POINT	WATER LINE	MODEL STATION	BUTT LINE	LOCATION FIGURE
168, 183	4	42.9	97.9	0.0	6
	5	44.9	"	"	
	6	46.9	100.6	"	
	7	48.9	"	"	
	8	50.9	104.6	"	
	9	52.9	"	"	
	10	54.9	"	"	
172	3	42.9	97.9	0.0	6
	4	44.9	"	"	
	6	44.9	"	"	
	7	46.9	100.6	"	
	8	48.9	"	"	
	9	50.9	104.6	"	
	10	52.9	"	"	
	11	54.9	"	"	
173,174,176	1	42.9	97.9	0.0	6
185,195,197	2	44.9	"	"	
199,200,205	3	46.9	100.6	"	
210	4	48.9	"	"	
	5	50.9	104.6	"	
	6	52.9	"	"	
	7	54.9	"	"	
181	2	42.9	97.9	0.0	6
	3	44.9	"	"	
	4	46.9	100.6	"	
	5	48.9	"	"	
	6	50.9	104.6	"	
	7	52.9	"	"	
	9	54.9	"	"	
	10	"	"	"	
	11	"	"	"	
	12	"	"	"	
	13	42.9	97.9	"	

TABLE 3 (CONTINUED)

INDEX TO RAKE POSITIONS

RUN NUMBER	TEST POINT	WATER LINE	MODEL STATION	BUTT LINE	LOCATION FIGURE
189	29	42.9	97.9	0.0	6
	30	44.9	"	"	
	31	46.9	100.6	"	
	32	48.9	"	"	
	33	"	"	"	
	34	50.9	104.6	"	
	35	"	"	"	
	36	48.9	100.6	"	
	37	50.9	104.6	"	
	38	52.9	"	"	
	39	54.9	"	"	
202	3	43.4	97.9	0.0	6
	4	44.9	"	"	
	5	46.9	100.6	"	
	6	48.9	"	"	
	7	50.9	104.6	"	

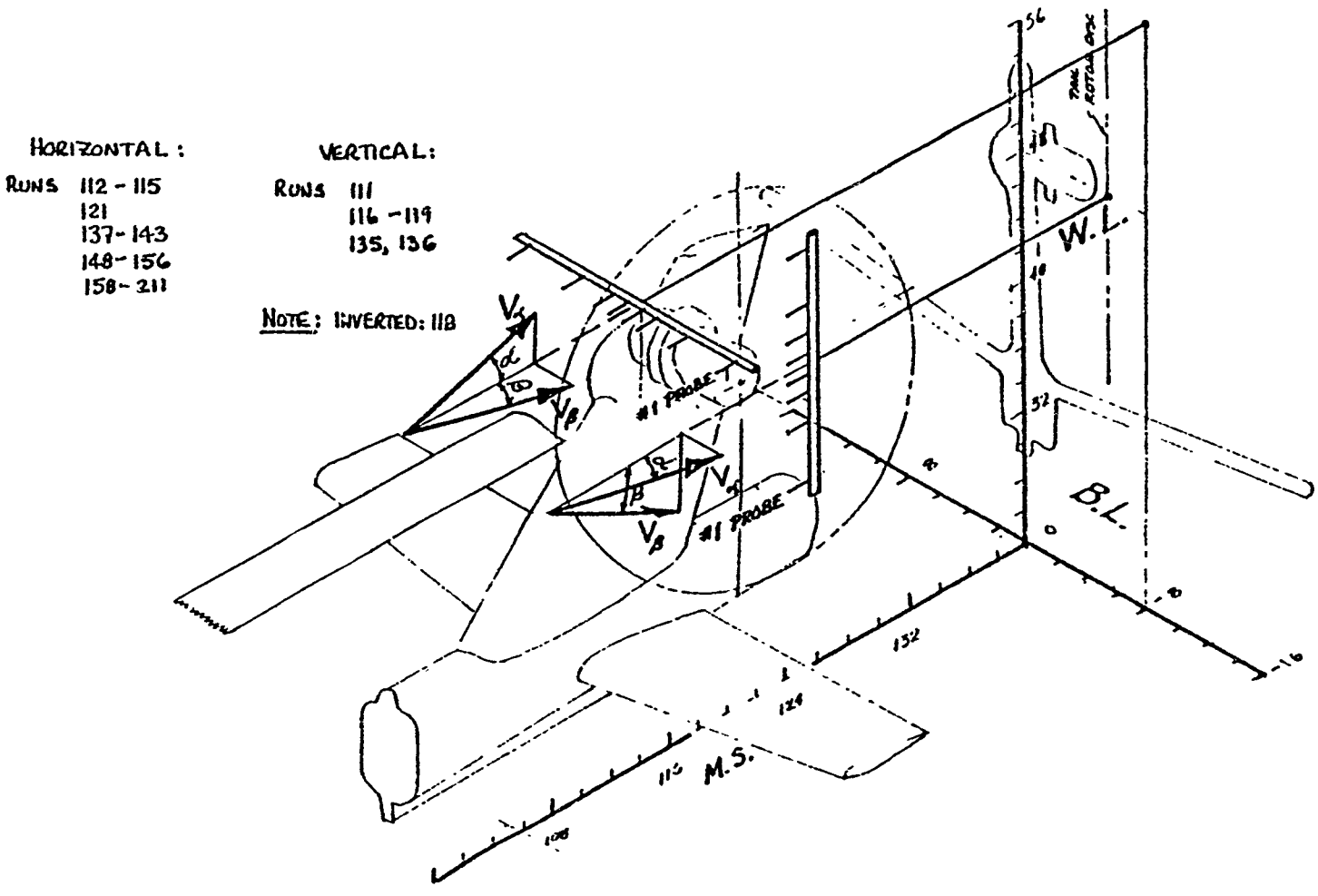

FIGURE 1 - RAKE ORIENTATION DIAGRAM

RUN 121

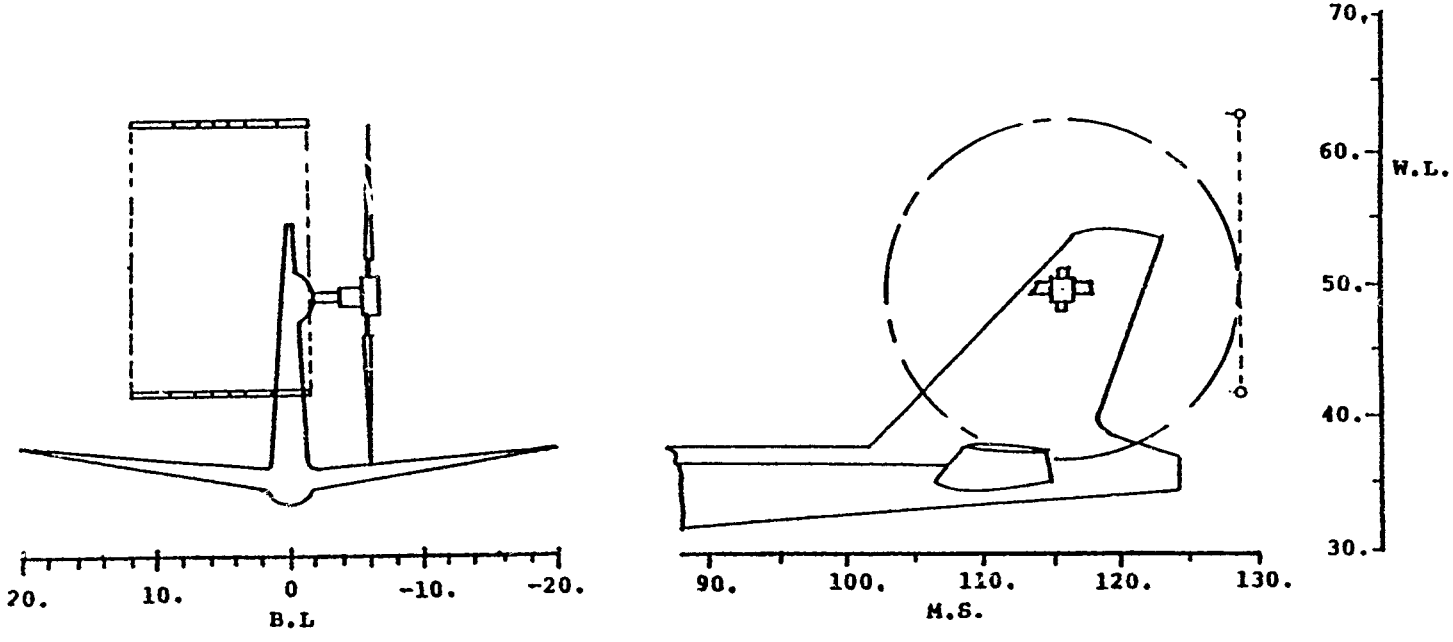

FIGURE 2 -HOT FILM RAKE LOCATIONS

RUN 135

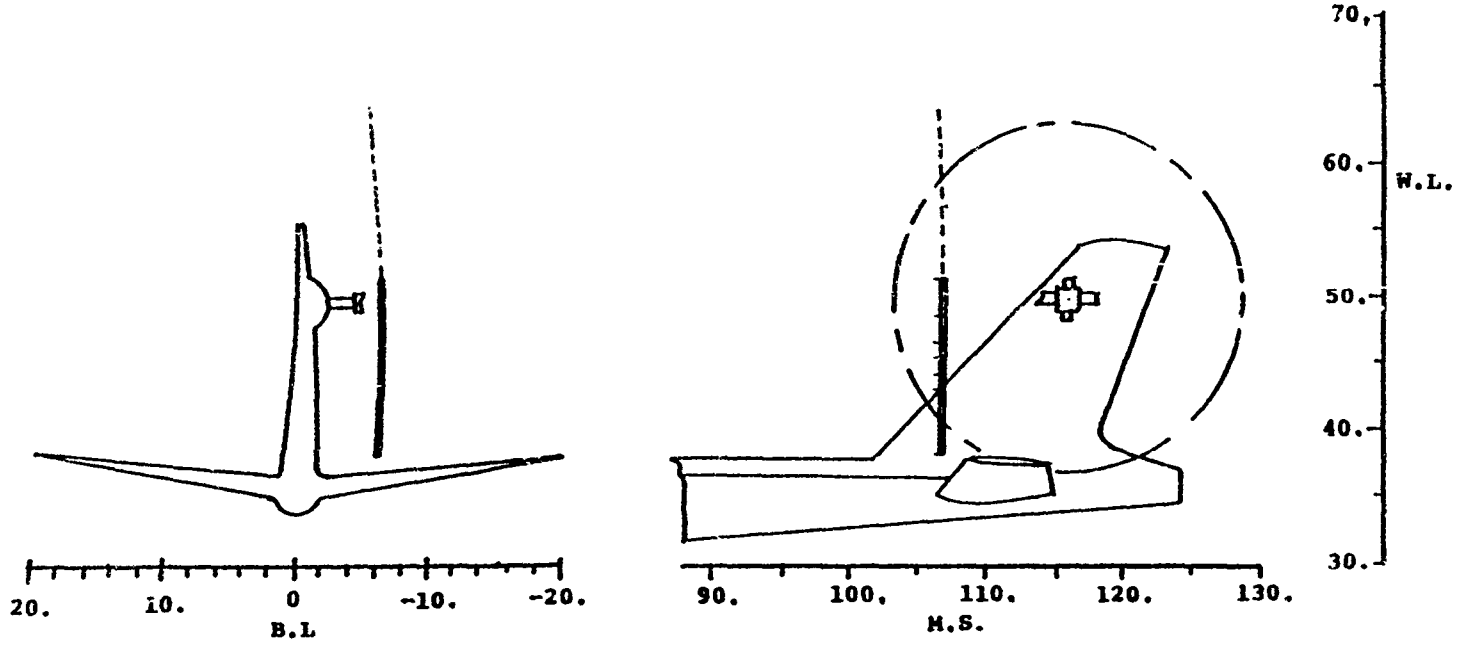

FIGURE 3 -HOT FILM RAKE LOCATIONS

RUN 136

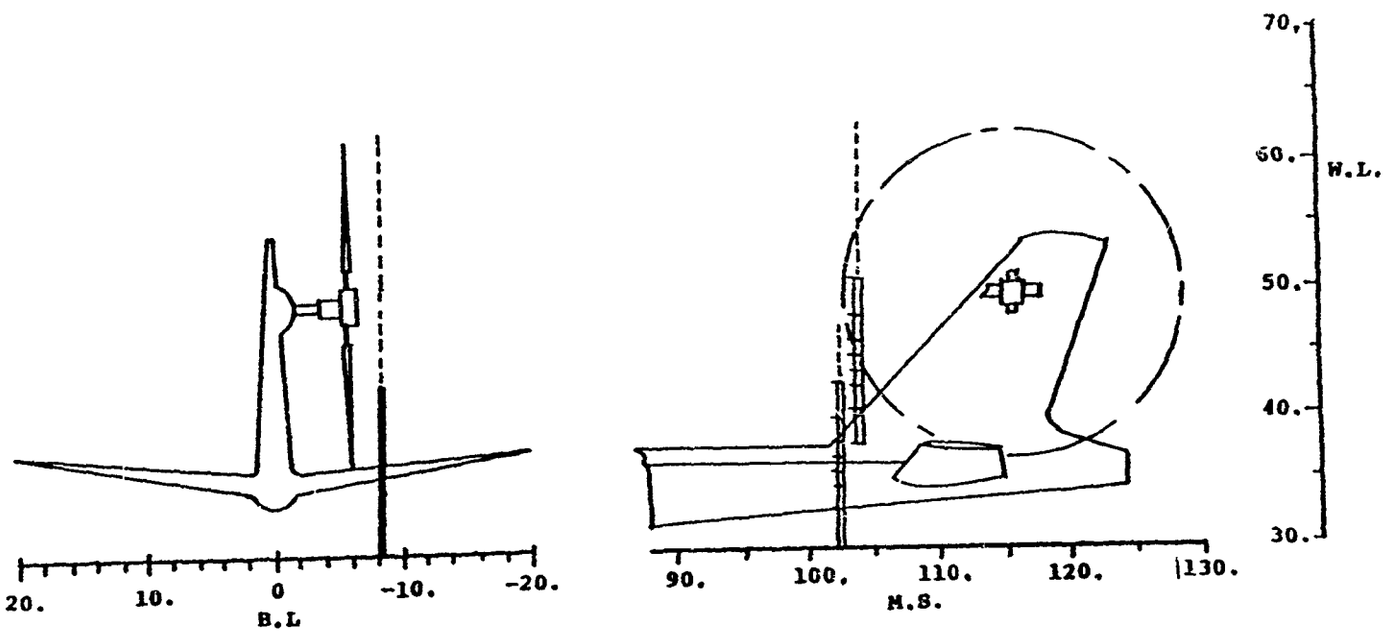

FIGURE 4 -HOT FILM RAKE LOCATIONS

RUN 137, 138, 139, 140, 141, 142,
143, 148, 149, 150, 151

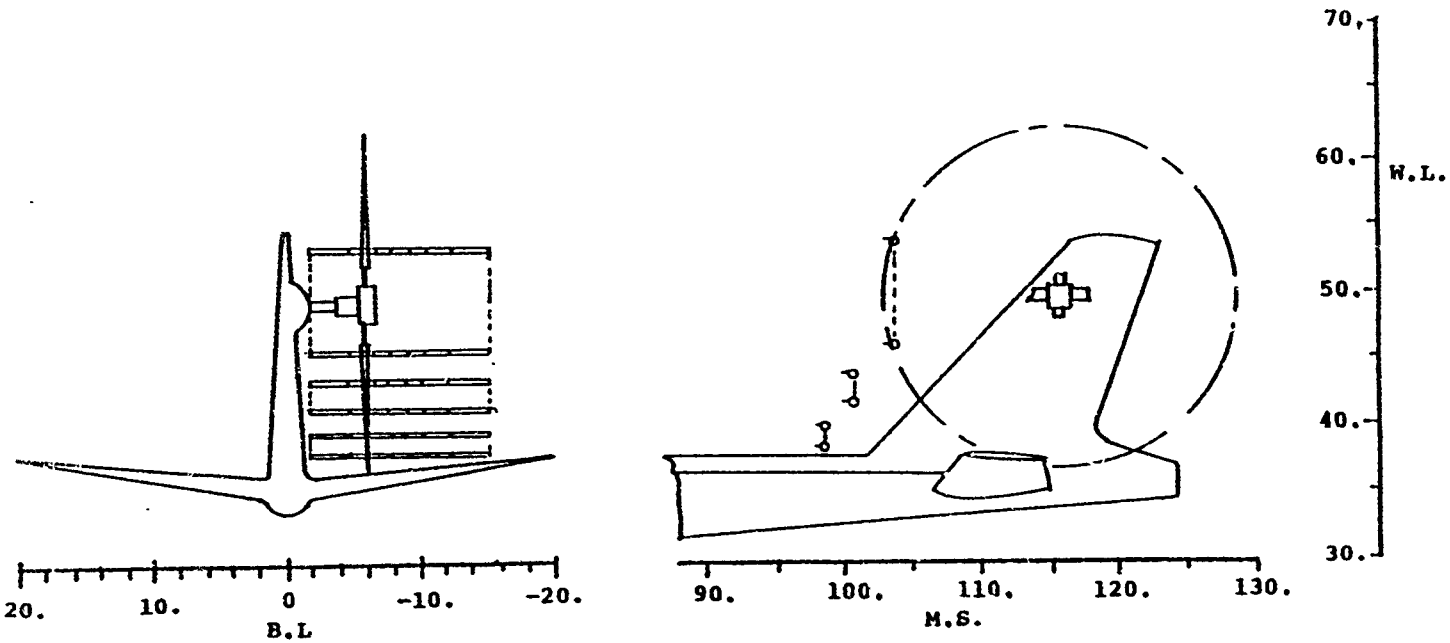

FIGURE 5 -HOT FILM RAKE LOCATIONS

RUN 152-156, 158-211

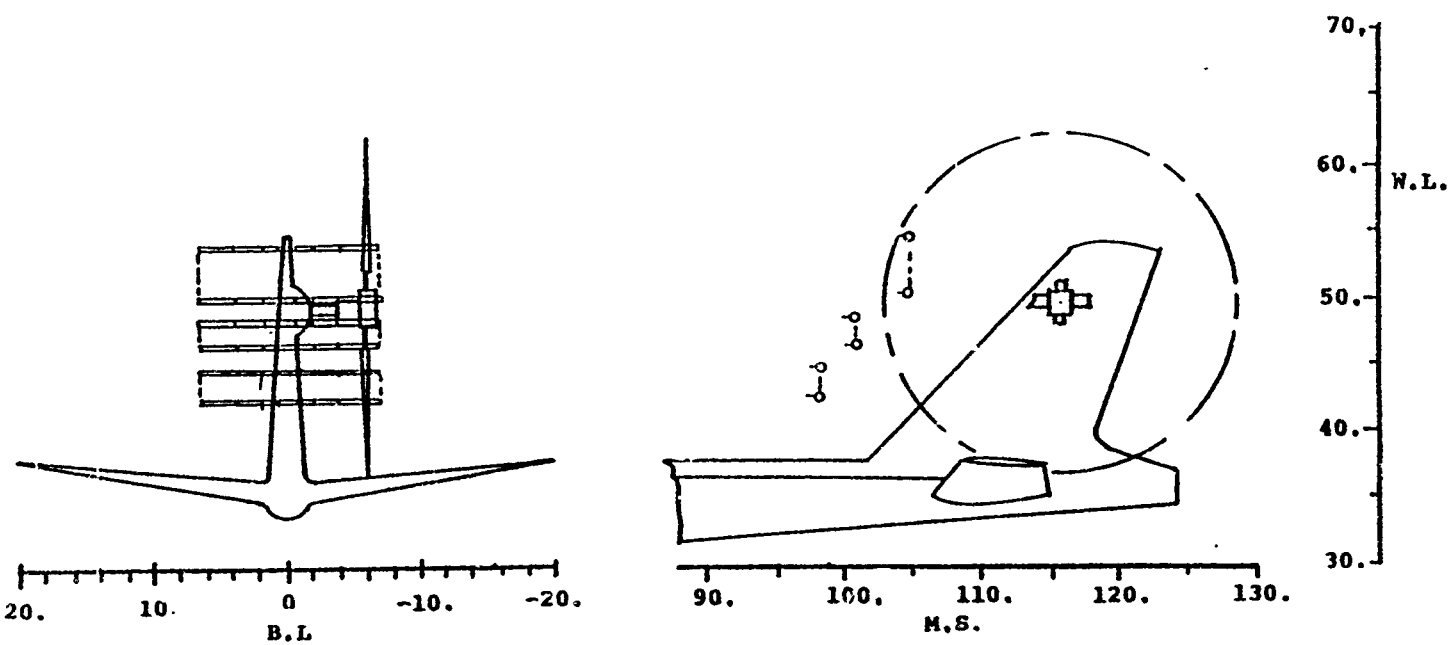

FIGURE 6 -HOT FILM RAKE LOCATIONS

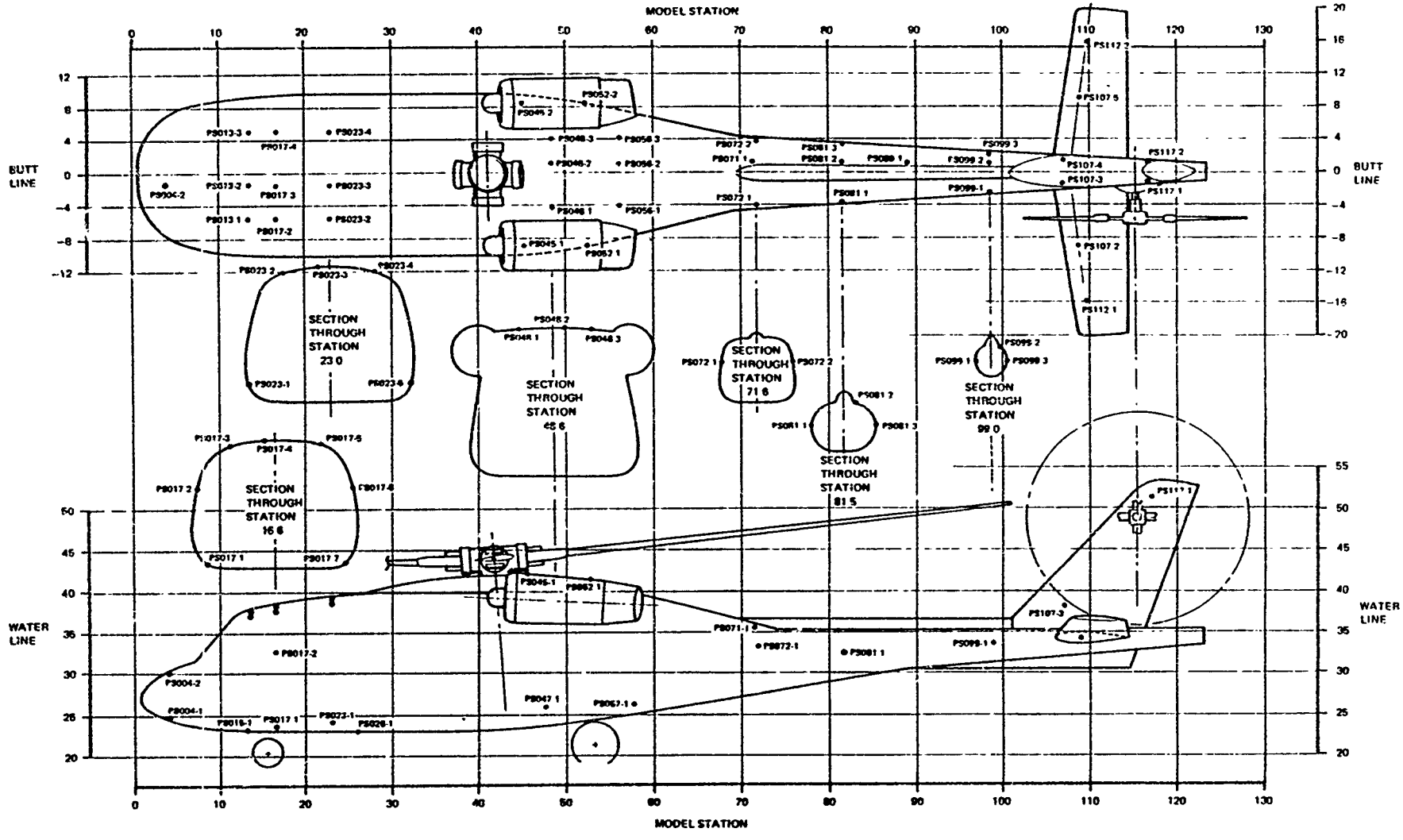

FIGURE 7 -1/4.85 SCALE MODEL GEOMETRY AND SURFACE PRESSURE TRANSDUCER LOCATIONS

TABLE 4
1/3 OCTAVE BAND IDENTIFICATION

BAND NUMBER	BAND WIDTH - Hz		
	MINIMUM	CENTER	MAXIMUM
0	3.5	3.4	4.4
1	4.4	4.9	5.5
2	5.5	6.2	7.0
3	7.0	7.8	8.7
4	8.7	9.8	11.0
5	11.0	12.4	13.9
6	13.4	15.6	17.5
7	17.5	19.7	22.1
8	22.1	24.8	27.8
9	27.8	31.25	35.1
10	35.1	39.4	44.2
11	44.2	49.6	55.7
12	55.7	62.5	70.2
13	70.2	78.7	88.9
14	88.9	99.2	111.4
15	111.4	125.0	140.3
16	140.3	157.5	176.8
17	176.8	198.4	222.7
18	222.7	250.0	280.6

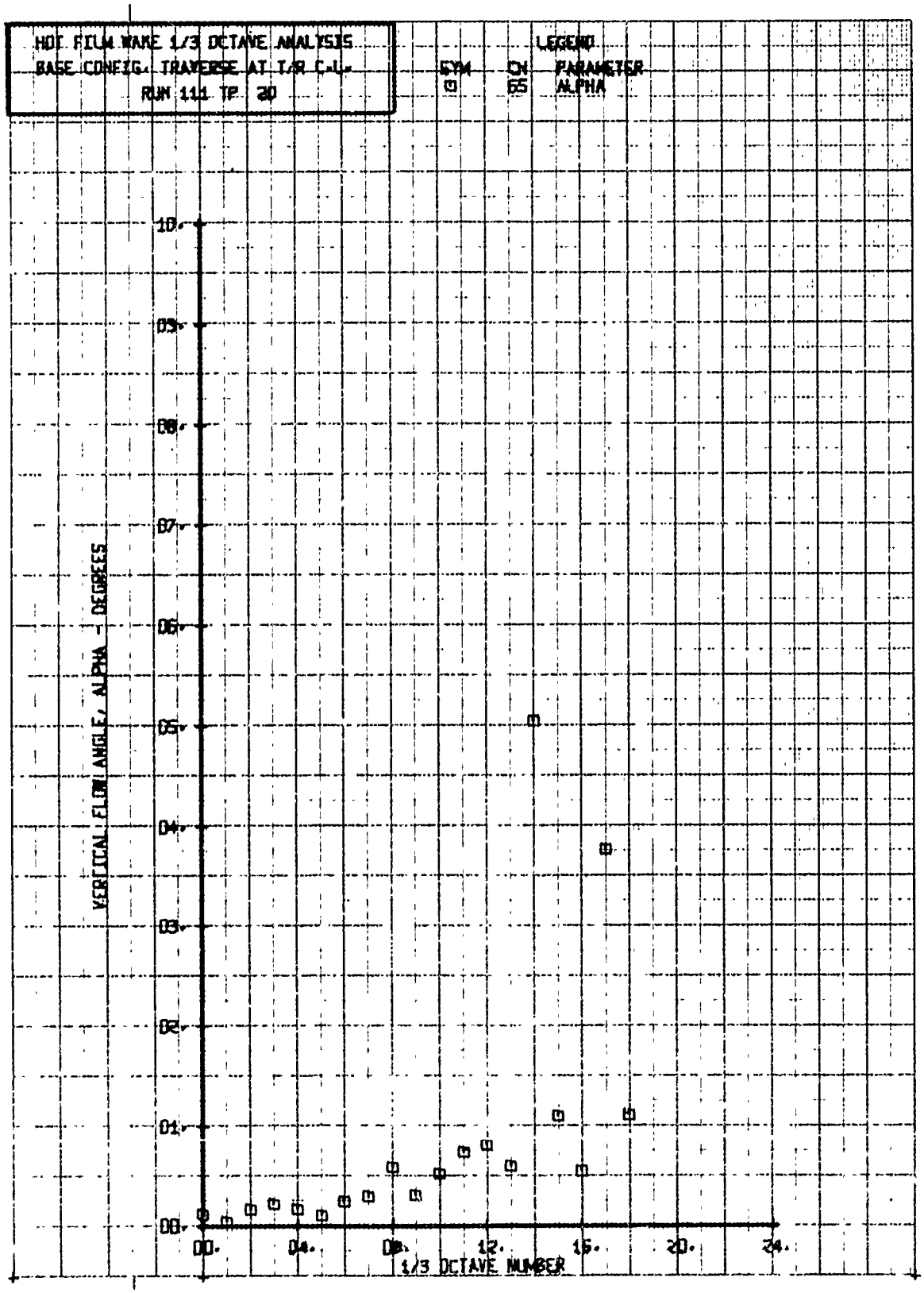
HOT FILM WAKE 1/3 OCTAVE ANALYSIS
BASE CONFIG. TRAVERSE AT T/R C-L
RUN 111 TP 20
LEGEND
SYM CH PARAMETER
65 ALPHA
VERTICAL FLOW ANGLE, ALPHA - DEGREES
10.
09.
08.
07.
06.
05.
04.
03.
02.
01.
00.
00.
04.
08.
12.
16.
20.
24.
1/3 OCTAVE NUMBER


HOT FILM WAKE 1/3 OCTAVE ANALYSIS
BASE CONFIG. TRAVERSE AT 1/R C.L.
RUN 111 TP 21
LEGEND
SYM CH PARAMETER
65 ALPHA
VERTICAL FLOW ANGLE, ALPHA - DEGREES
1/3 OCTAVE NUMBER


HOT FILM WAKE 1/3 OCTAVE ANALYSIS
BASE CONFIG. TRAVERSE AT 1/8 C.L.
RUN 111 TP 22
LEGEND
SYM CH PARAMETER
8 65 ALPHA
10.
09.
08.
07.
06.
05.
04.
03.
02.
01.
00.
VERTICAL FLOW ANGLE, ALPHA - DEGREES
00.
04.
08.
12.
16.
20.
24.
1/3 OCTAVE NUMBER

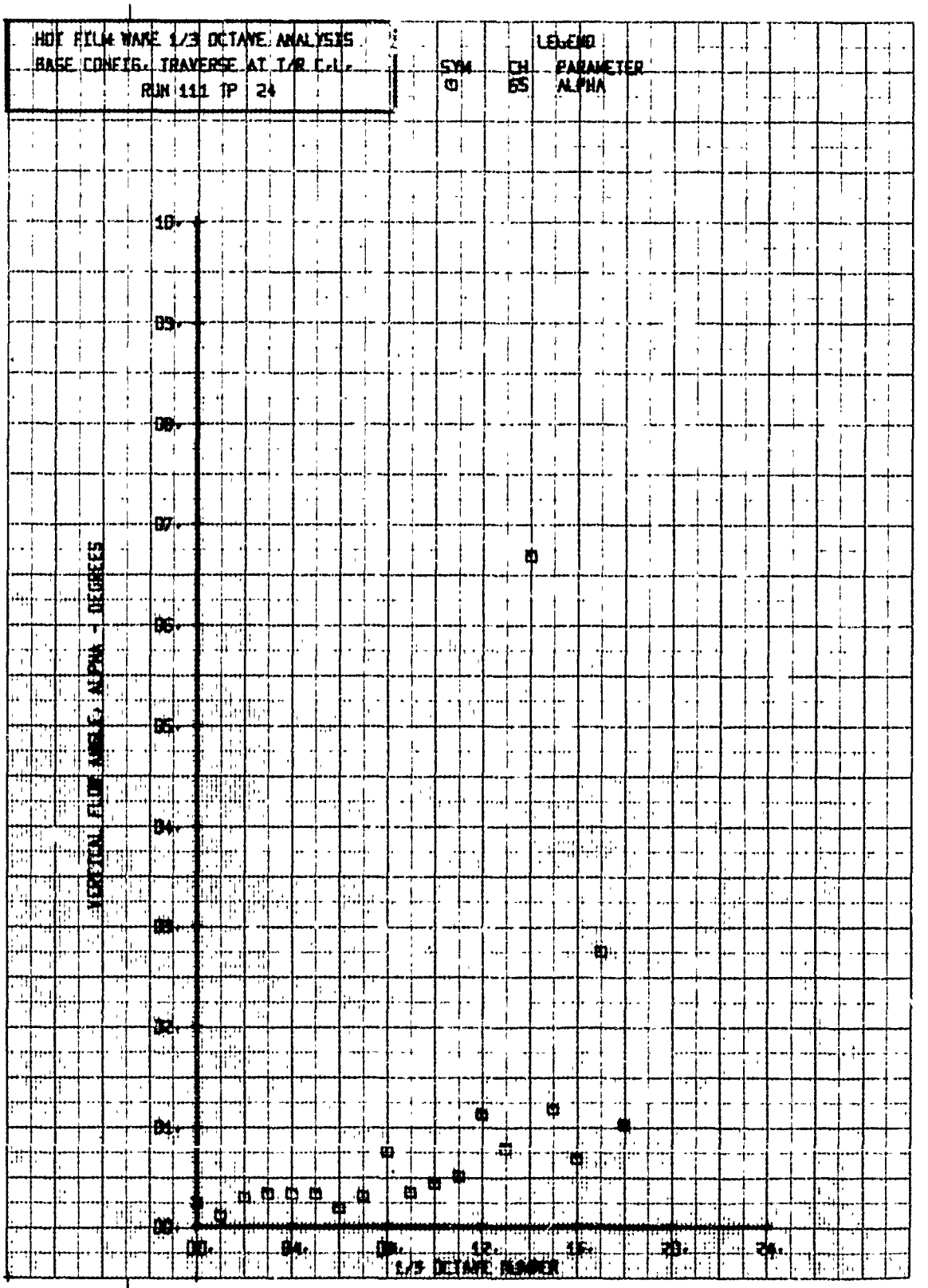
HOT FILM WAKE 1/3 OCTAVE ANALYSIS
BASE CONFIG. TRAVERSE AT T/R C.L.
RUN 111 TP 24
LEGEND
SYM CH PARAMETER
65 ALPHA
10.
05.
00.
07.
06.
05.
04.
03.
02.
01.
00.
04.
08.
12.
16.
20.
24.
1/3 OCTAVE NUMBER


HOT FILM WAKE 1/3 OCTAVE ANALYSIS
BASE CONFIG. TRAVERSE AT T/R C.L.
RUN 111 TP 26
LEGEND
SYM CH PARAMETER
65 ALPHA
VERTICAL FLOW ANGLE, ALPHA - DEGREES
1/3 OCTAVE NUMBER

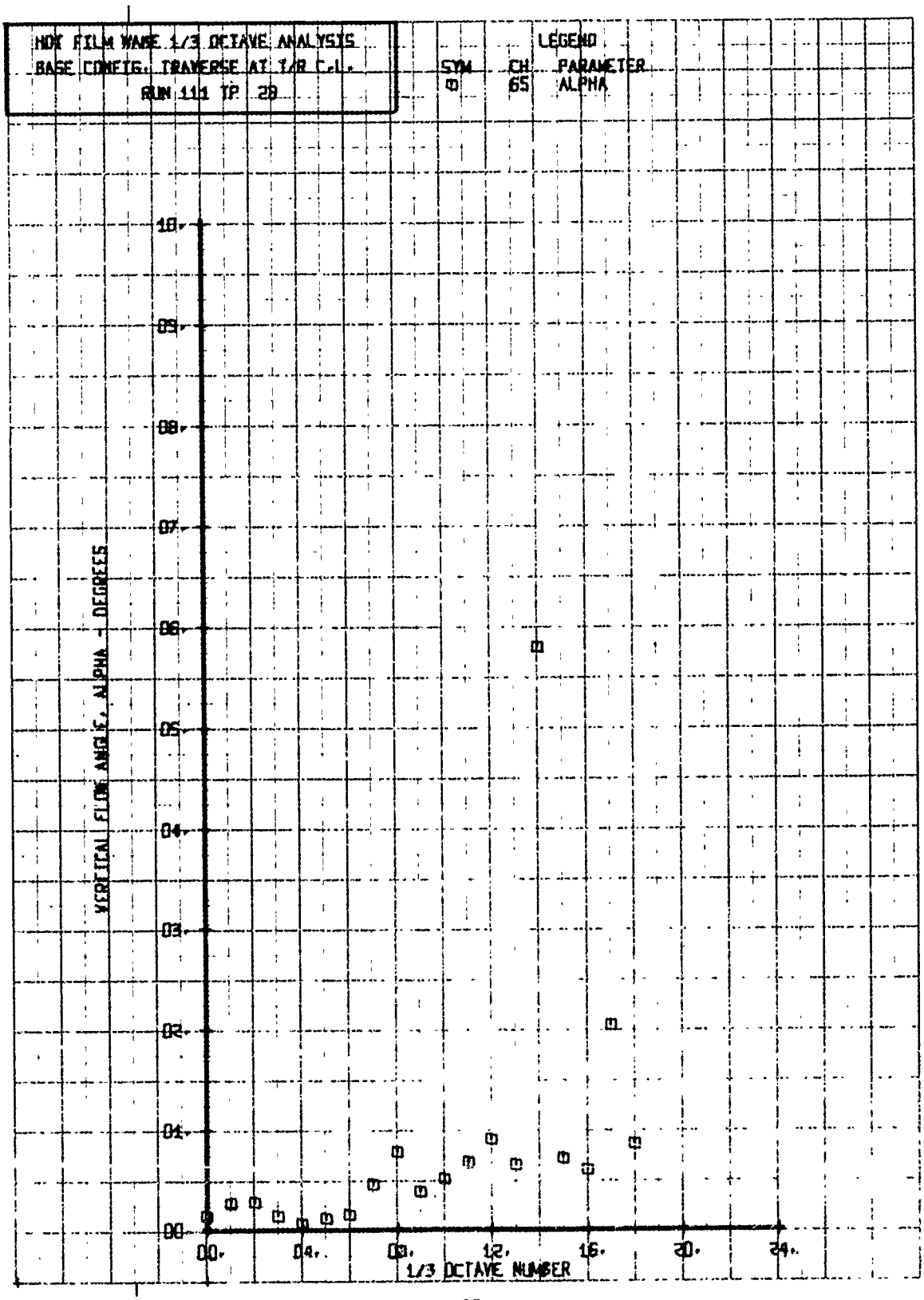
HOT FILM WAKE 1/3 OCTAVE ANALYSIS
BASE CONFIG. TRAVERSE AT 1/R C.L.
RUN 111 TP 28
LEGEND
SYM CH PARAMETER
65 ALPHA
10.
09.
08.
07.
06.
05.
04.
03.
02.
01.
00.
VERTICAL FLOW ANGLE, ALPHA - DEGREES
00.
04.
08.
12.
16.
20.
24.
1/3 OCTAVE NUMBER

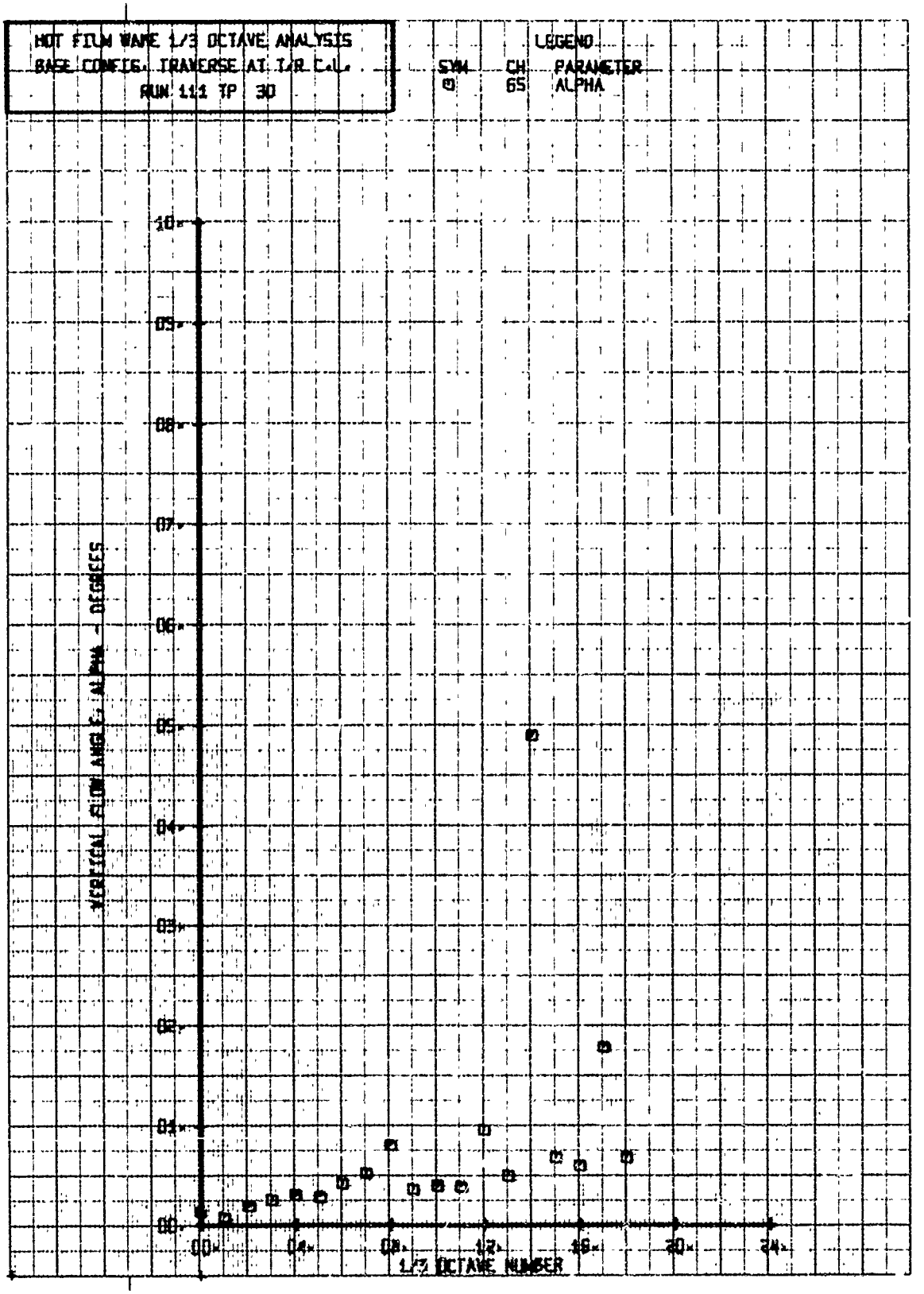
HOT FILM WAKE 1/3 OCTAVE ANALYSIS
BASE CONFIG. TRAVERSE AT T/R C.L.
RUN 111 TP 30
LEGEND
SYM CH PARAMETER
65 ALPHA
VERTICAL FLOW ANGLE, ALPHA - DEGREES
1/3 OCTAVE NUMBER

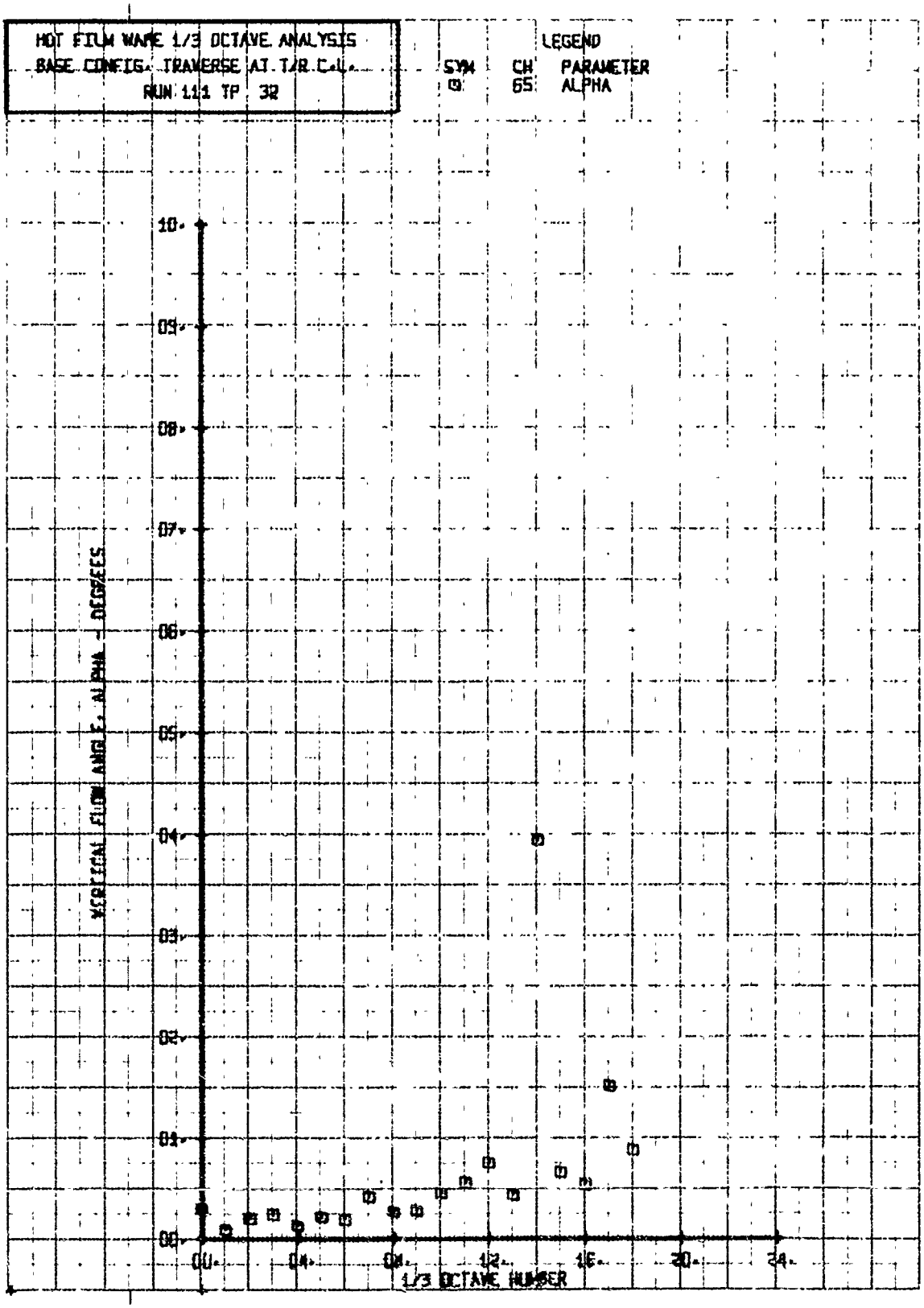
HOT FILM WAKE 1/3 OCTAVE ANALYSIS
BASE CONFIG. TRAVERSE AT T/R C.L.
RUN 111 TP 32
LEGEND
SYM CH PARAMETER
65 ALPHA
10.
09.
08.
07.
06.
05.
04.
03.
02.
01.
00.
00. 04. 08. 12. 16. 20. 24.
1/3 OCTAVE NUMBER
STANDARD DEVIATION OF ALPHA, DEGREES

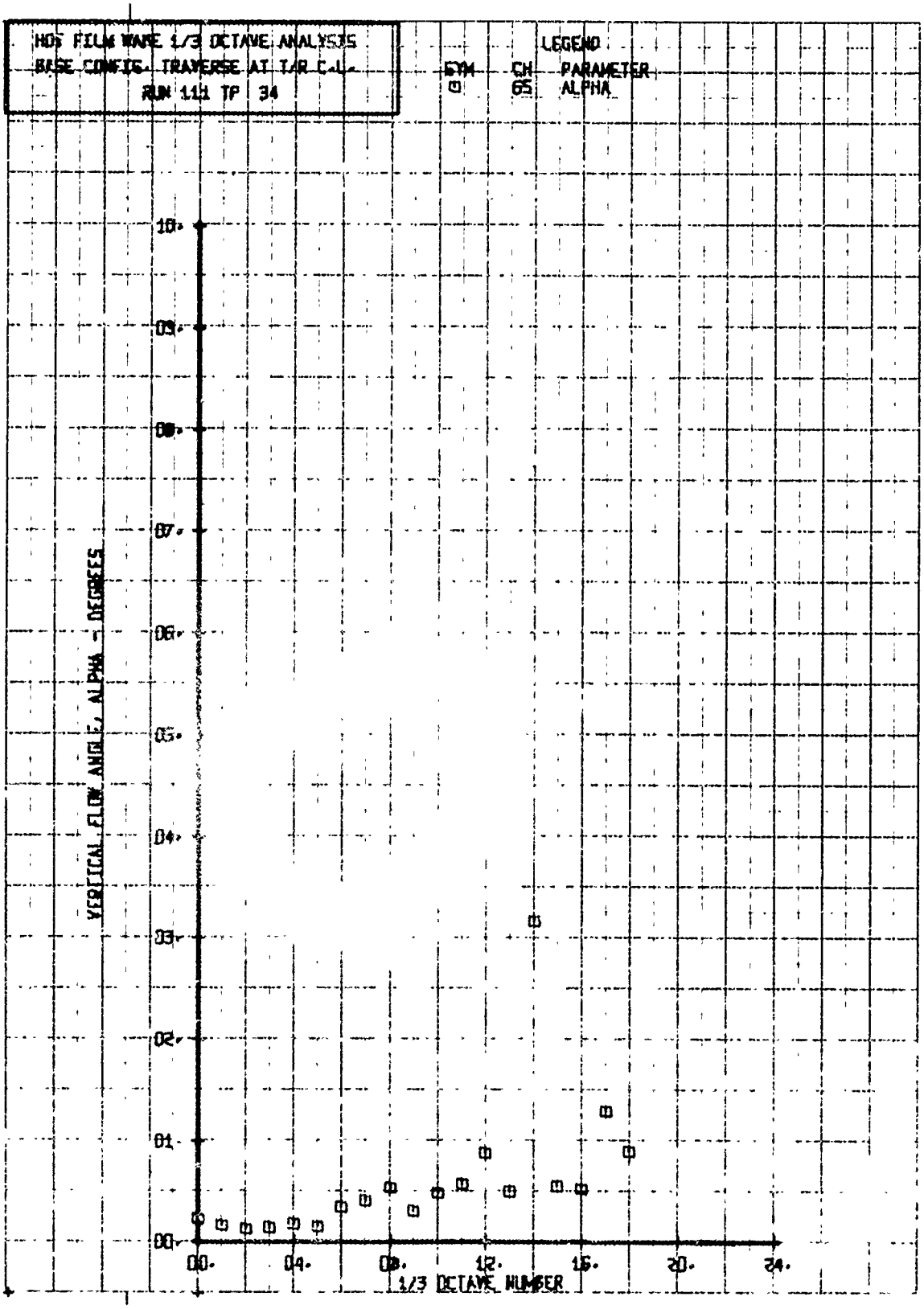
HOT FILM WAKE 1/3 OCTAVE ANALYSIS
BASE CONFIG. TRAVERSE AT T/R C.L.
RUN 111 TP 34
LEGEND
SYM CH PARAMETER
65 ALPHA
10.
09.
08.
07.
06.
05.
04.
03.
02.
01.
00.
VERTICAL FLOW ANGLE, ALPHA - DEGREES
00.
04.
08.
12.
16.
20.
24.
1/3 OCTAVE NUMBER

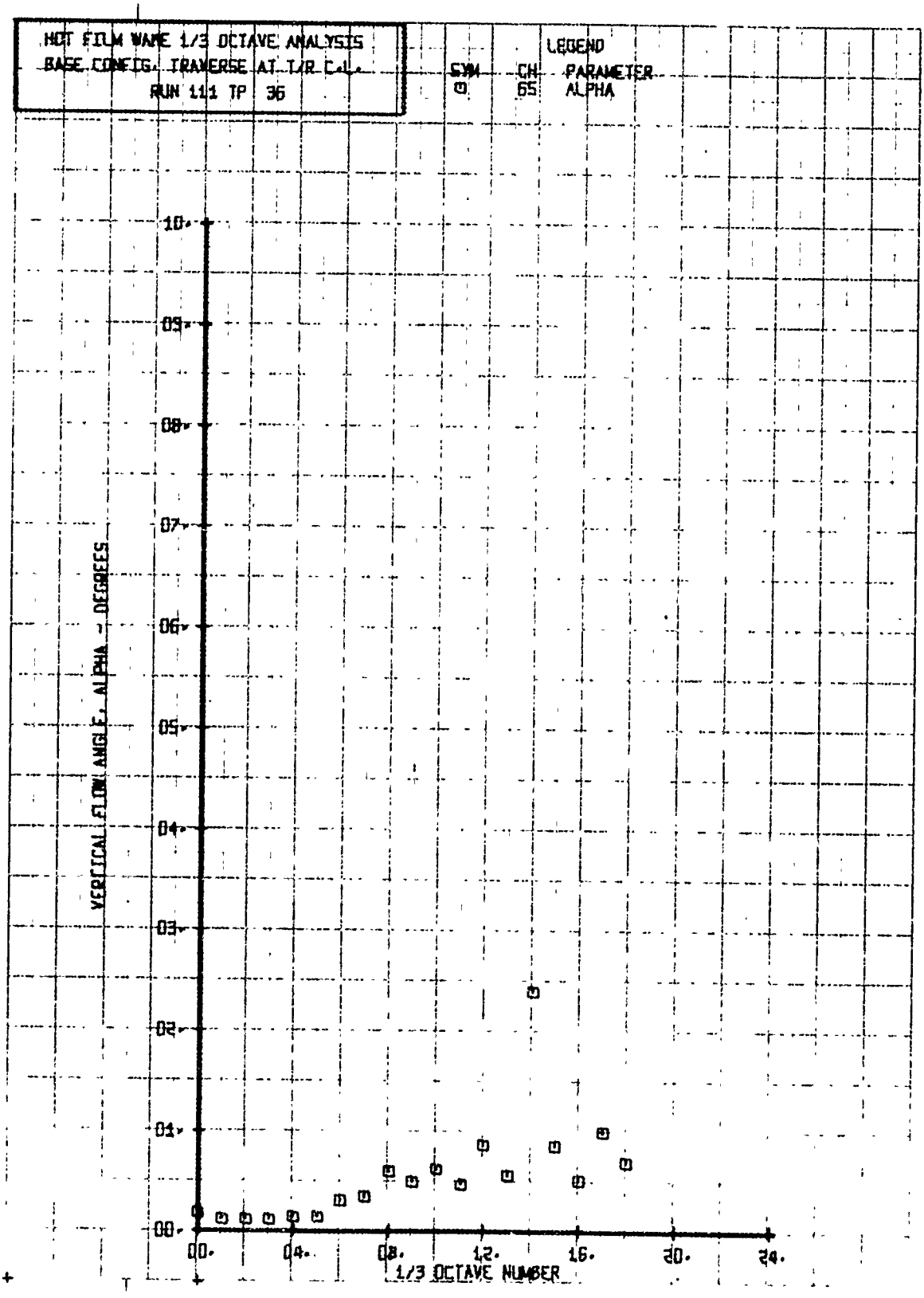
HOT FILM WAKE 1/3 OCTAVE ANALYSIS
BASE CONFIG. TRAVERSE AT T/R C.L.
RUN 111 TP 36
LEGEND
SYM CH PARAMETER
0 65 ALPHA
10.
09.
08.
07.
06.
05.
04.
03.
02.
01.
00.
VERTICAL FLOW ANGLE, ALPHA - DEGREES
00.
04.
08.
12.
16.
20.
24.
1/3 OCTAVE NUMBER


HOT FILM WAKE 1/3 OCTAVE ANALYSIS
BASE CONFIG. TRAVERSE AT T/R C.L.
RUN 111 ;P 20
LEGEND
SYM CH PARAMETER
66 BETA
LATERAL FLOW ANGLE, BETA - DEGREES
1/3 OCTAVE NUMBER
10
05
08
07
06
05
04
03
02
01
00
00
04
08
12
16
20
24

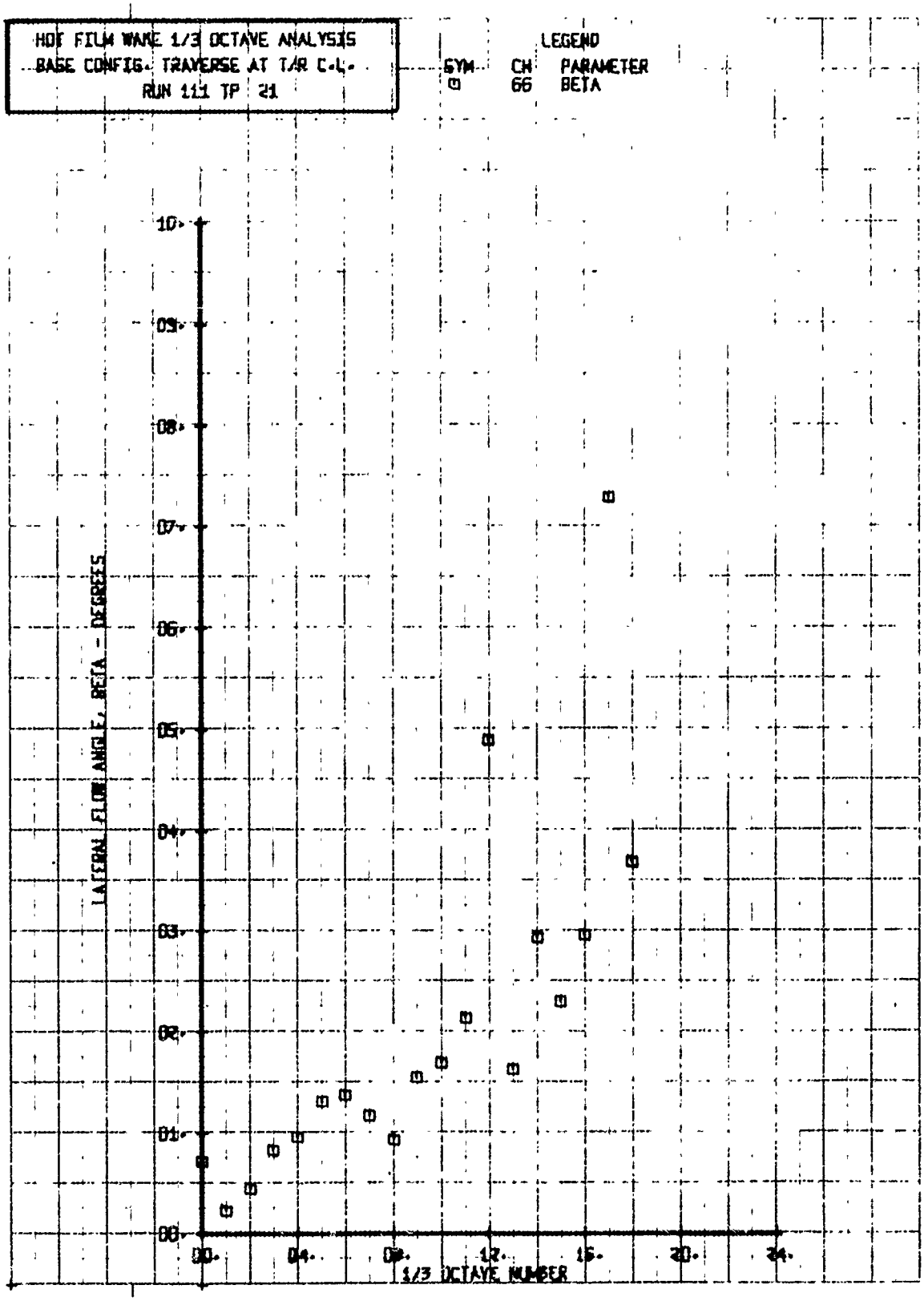
HOT FILM WAKE 1/3 OCTAVE ANALYSIS
BASE CONFIG. TRAVERSE AT T/R C.L.
RUN 111 TP 21
LEGEND
SYM CH PARAMETER
66 BETA
LATERAL FLOW ANGLE, BETA - DEGREES
10.
09.
08.
07.
06.
05.
04.
03.
02.
01.
00.
00.
04.
08.
12.
16.
20.
24.
1/3 OCTAVE NUMBER

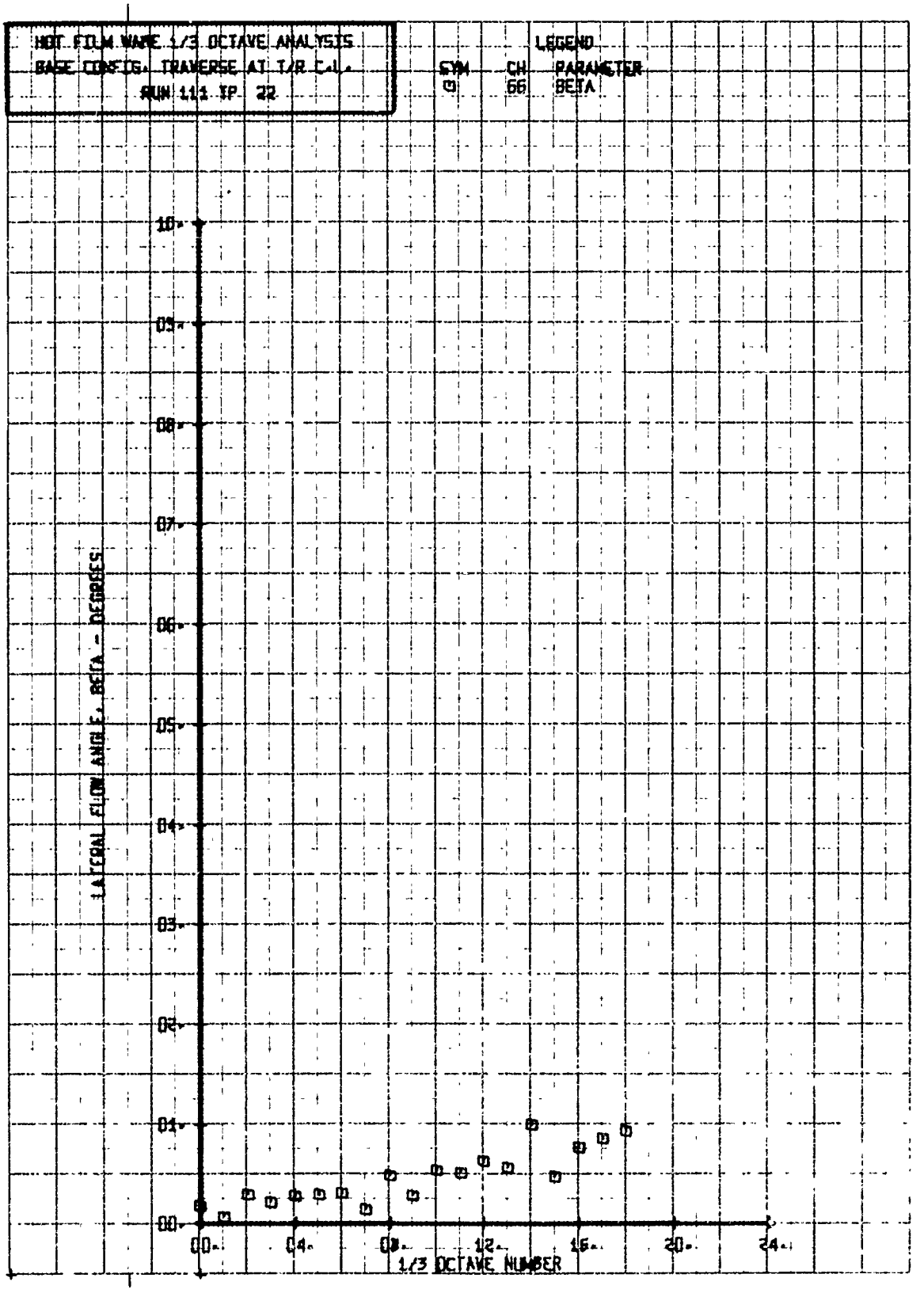
HOT FILM WAKE 1/3 OCTAVE ANALYSIS
BASE CONFIG. TRAVERSE AT T/R C.L.
RUN 111 TP 22
LEGEND
SYM CH PARAMETER
66 BETA
LATERAL FLOW ANGLE, BETA - DEGREES
10.
09.
08.
07.
06.
05.
04.
03.
02.
01.
00.
00. 04. 08. 12. 16. 20. 24.
1/3 OCTAVE NUMBER


HOT FILM WAKE 1/3 OCTAVE ANALYSIS
BASE CONFIG. TRAVERSE AT T/R C.L.
RUN 111, TP 24
LEGEND
SYM CH PARAMETER
66 BETA
LATERAL FLOW ANGLE, BETA - DEGREES
10.
09.
08.
07.
06.
05.
04.
03.
02.
01.
00.
00.
04.
08.
12.
16.
20.
24.
1/3 OCTAVE NUMBER

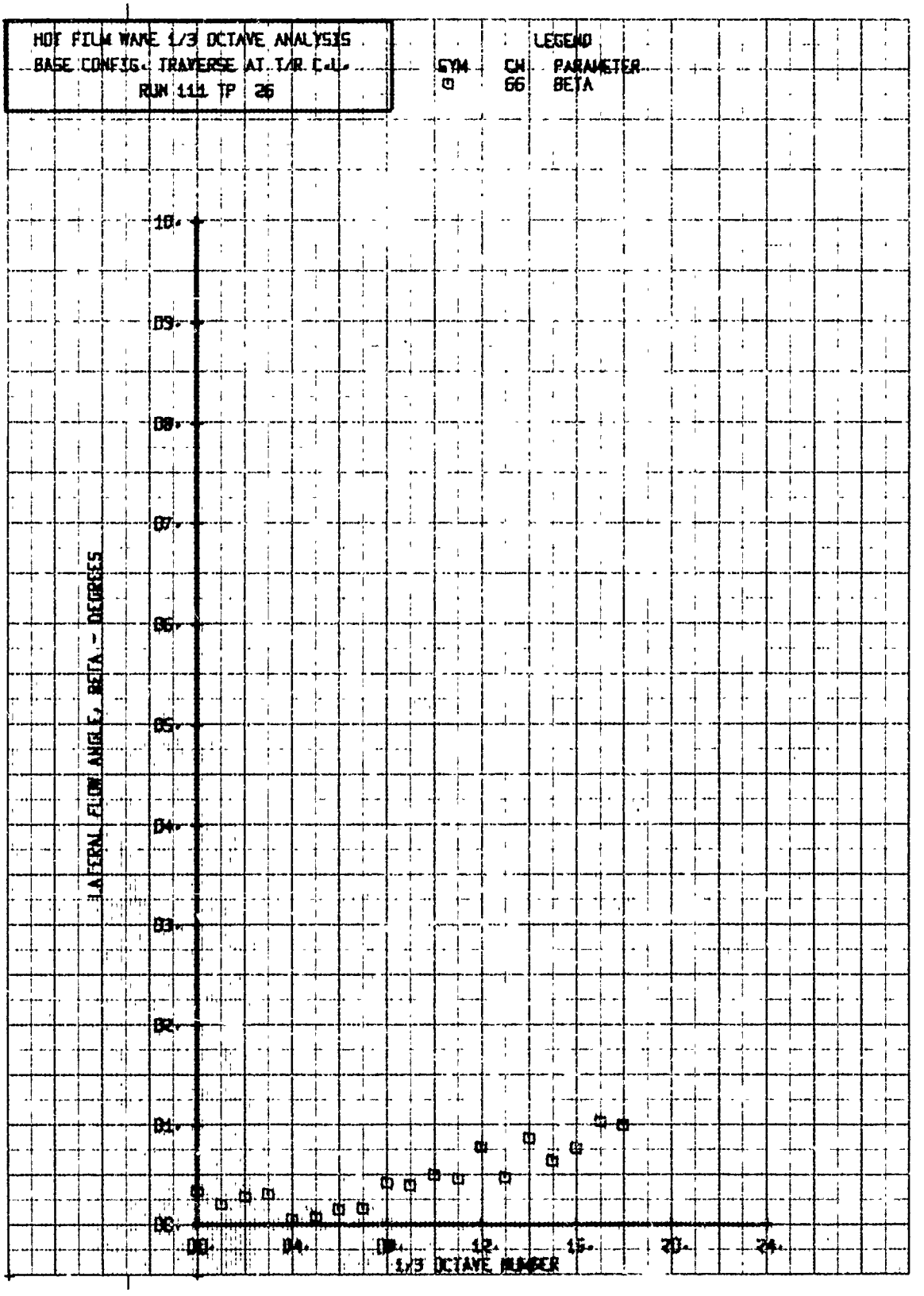
HOT FILM WAKE 1/3 OCTAVE ANALYSIS
BASE CONFIG. TRAVERSE AI T/R C.L.
RUN 111 TP 26
LEGEND
SYM CH PARAMETER
66 BETA
10.
09.
08.
07.
06.
05.
04.
03.
02.
01.
00.
LATERAL FLOW ANGLE, BETA - DEGREES
00.
04.
08.
12.
16.
20.
24.
1/3 OCTAVE NUMBER


HOT FILM WAKE 1/3 OCTAVE ANALYSIS
BASE CONFIG. TRAVERSE AT TAR C.L.
RUN 111 TP 30
LEGEND
SYM CH PARAMETER
66 BETA
LATERAL FLOW ANGLE, BETA - DEGREES
1/3 OCTAVE NUMBER

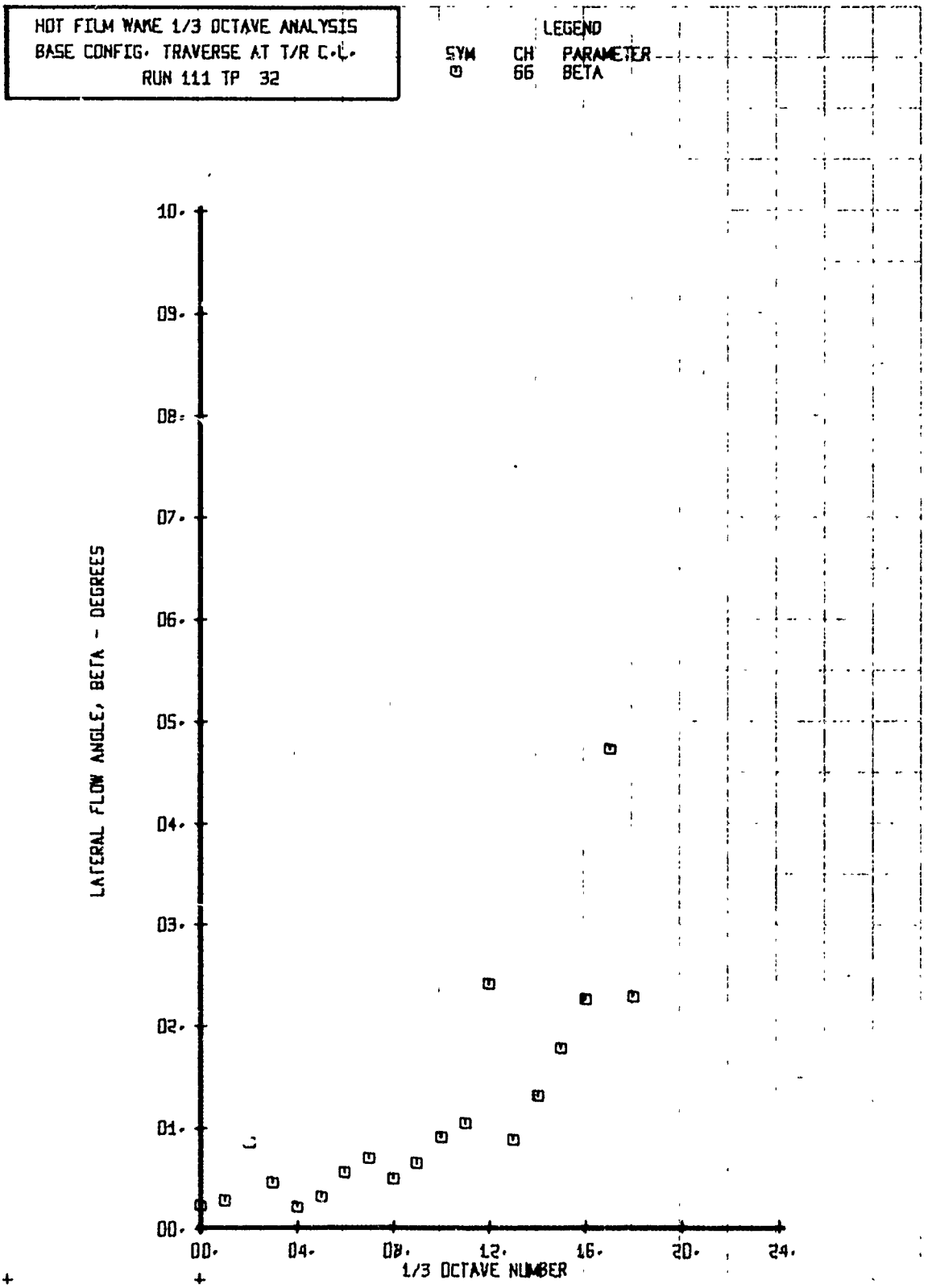
HOT FILM WAKE 1/3 OCTAVE ANALYSIS
BASE CONFIG. TRAVERSE AT T/R C.L.
RUN 111 TP 32
LEGEND
SYM CH PARAMETER
66 BETA
10.
09.
08.
07.
06.
05.
04.
03.
02.
01.
00.
LATERAL FLOW ANGLE, BETA - DEGREES
00.
04.
08.
12.
16.
20.
24.
1/3 OCTAVE NUMBER

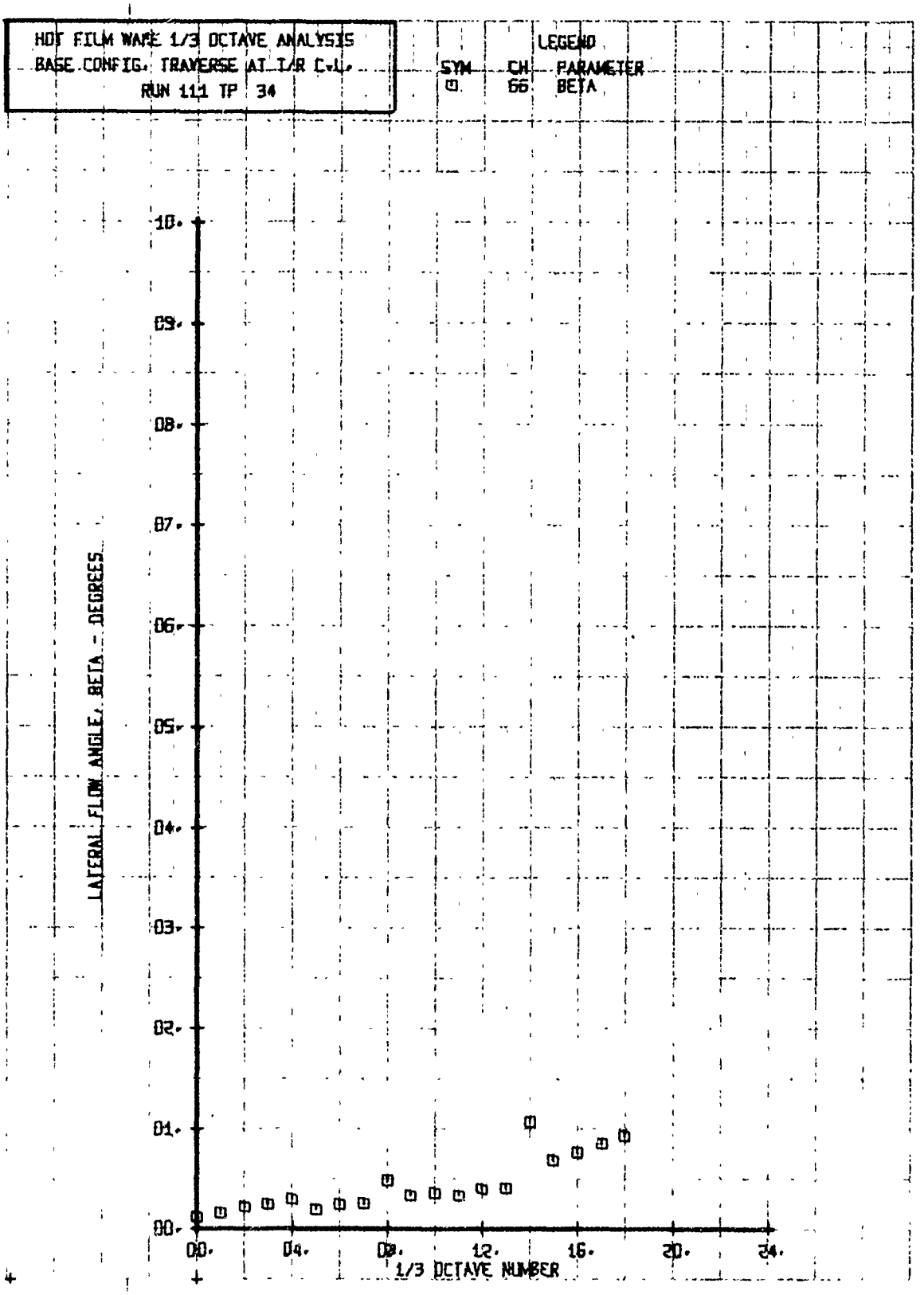
HOT FILM WAKE 1/3 OCTAVE ANALYSIS
BASE CONFIG. TRAVERSE AT T/R C.L.
RUN 111 TP 34
LEGEND
SYM CH PARAMETER
66 BETA
LATERAL FLOW ANGLE, BETA - DEGREES
10.
09.
08.
07.
06.
05.
04.
03.
02.
01.
00.
00.
04.
08.
12.
16.
20.
24.
1/3 OCTAVE NUMBER

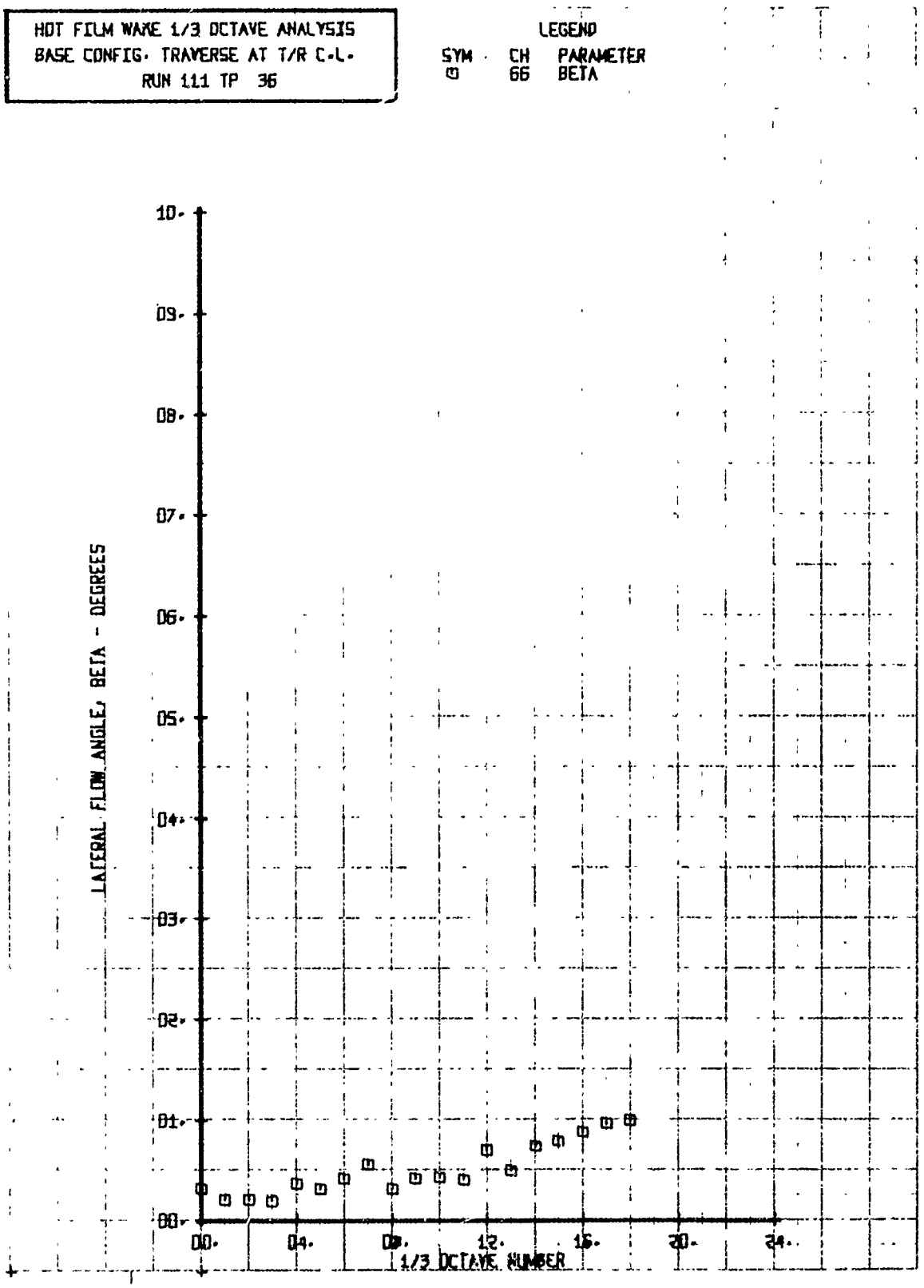
HOT FILM WAKE 1/3 OCTAVE ANALYSIS
BASE CONFIG. TRAVERSE AT T/R C.L.
RUN 111 TP 36
LEGEND
SYM CH PARAMETER
66 BETA
10.
09.
08.
07.
06.
05.
04.
03.
02.
01.
00.
LATERAL FLOW ANGLE, BETA - DEGREES
00.
04.
08.
12.
16.
20.
24.
1/3 OCTAVE NUMBER

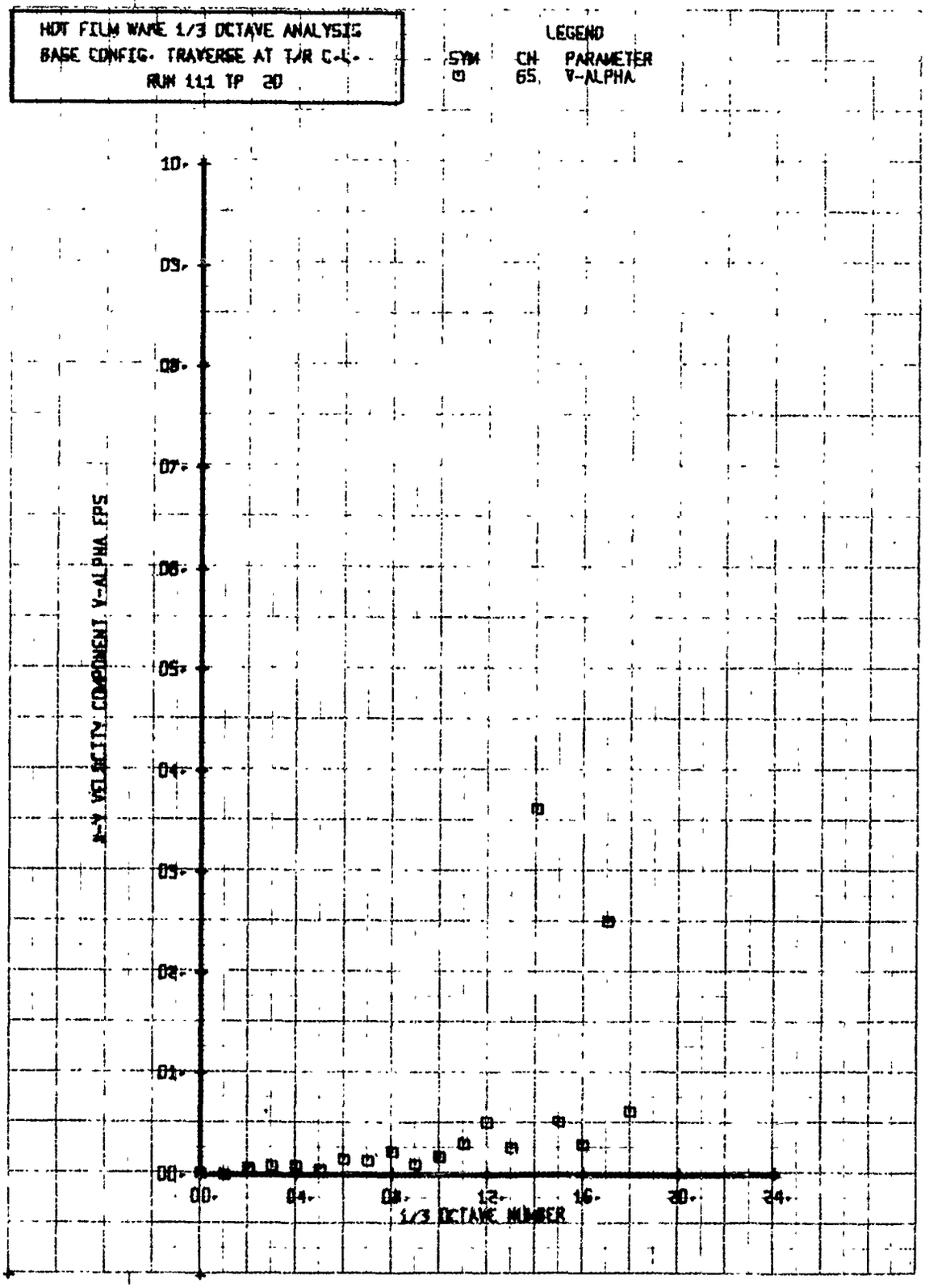
HOT FILM WAKE 1/3 OCTAVE ANALYSIS
BASE CONFIG. TRAVERSE AT T/R C.L.
RUN 111 TP 20
LEGEND
SYM CH PARAMETER
65 V-ALPHA
10.
09.
08.
07.
06.
05.
04.
03.
02.
01.
00.
00.
04.
08.
12.
16.
20.
24.
1/3 OCTAVE NUMBER
RMS VELOCITY COMPONENT V-ALPHA FPS

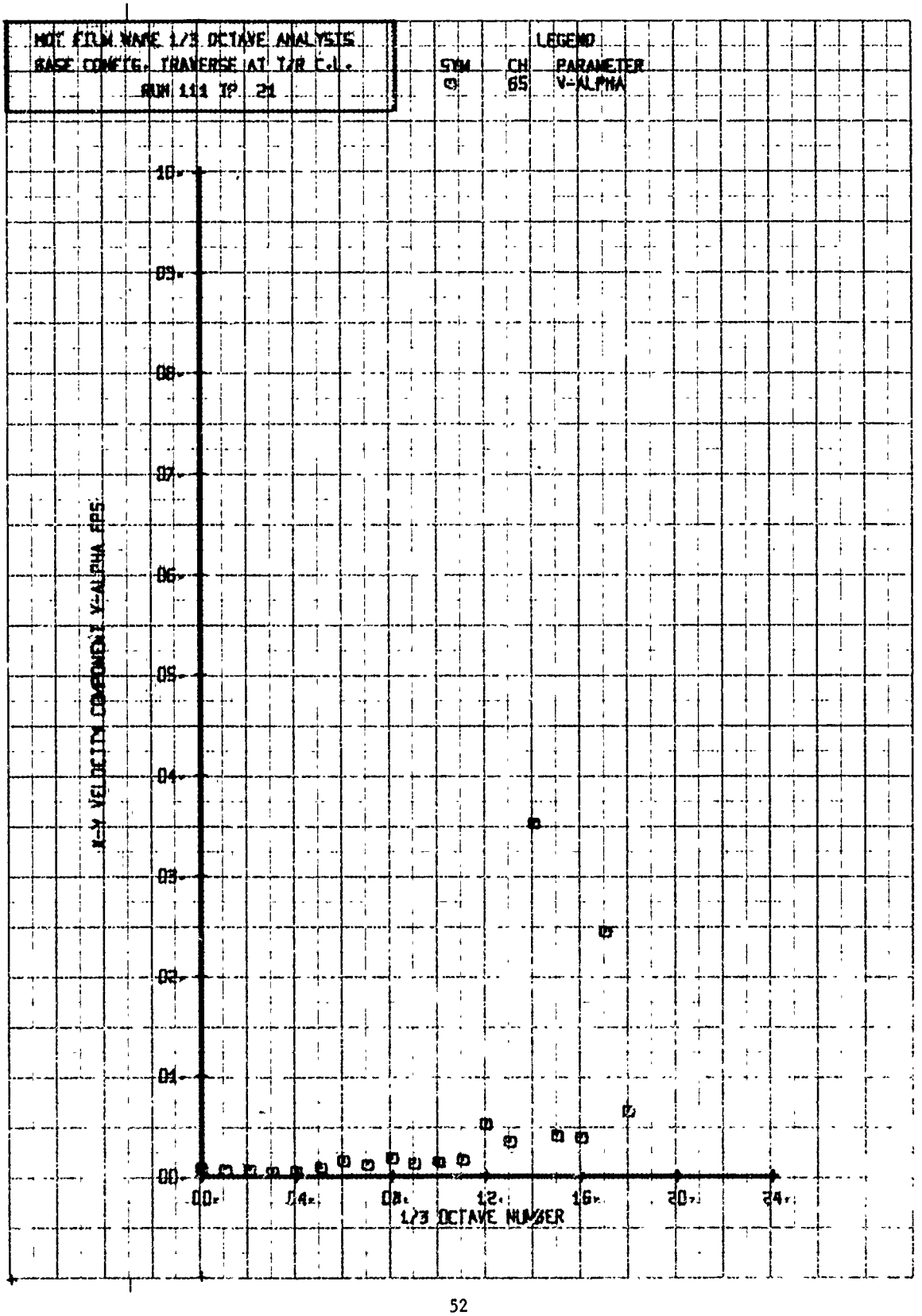
HOT FILM WAKE 1/3 OCTAVE ANALYSIS
BASE CONFIG. TRAVERSE AT T/R C.L.
RUN 111 TP 21
LEGEND
SYM CH PARAMETER
9 65 V-ALPHA
10
09
08
07
06
05
04
03
02
01
00
U-V VELOCITY COMPONENT V-ALPHA RMS
00
04
08
12
16
20
24
1/3 OCTAVE NUMBER

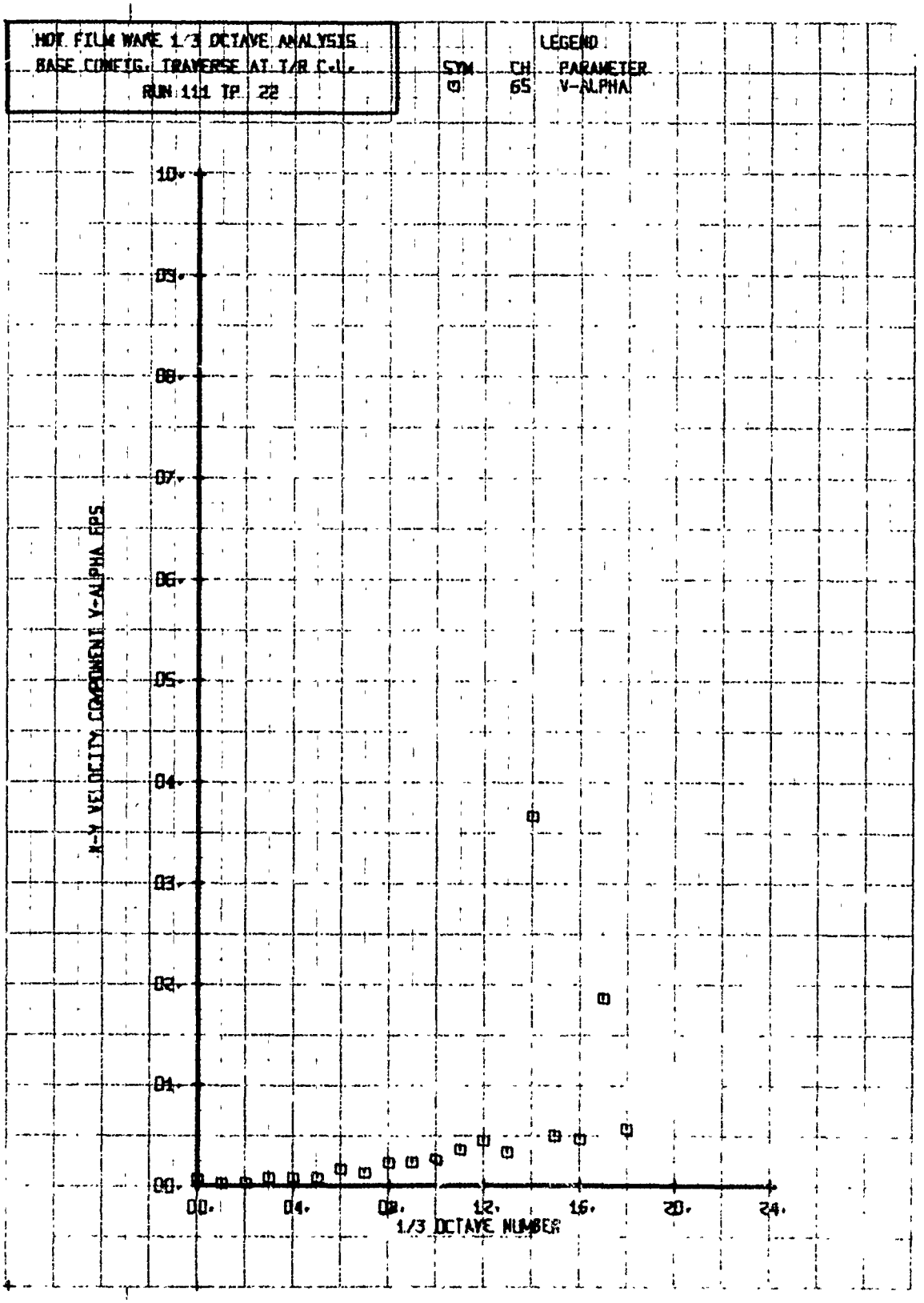
HOT FILM WAKE 1/3 OCTAVE ANALYSIS
BASE CONFIG. TRAVERSE AT T/R C.L.
RUN 111 TP 22
LEGEND
SYM CH PARAMETER
65 V-ALPHA
10.
09.
08.
07.
06.
05.
04.
03.
02.
01.
00.
00.
04.
08.
12.
16.
20.
24.
1/3 OCTAVE NUMBER
R-V VELOCITY COMPONENT V-ALPHA FPS


HOT FILM WAKE 1/3 OCTAVE ANALYSIS
BASE CONFIG. TRAVERSE AI T/R C.L.
RUN 111 TP 24
LEGEND
SYM CH PARAMETER
65 V-ALPHA
10
09
08
07
06
05
04
03
02
01
00
00
04
08
12
16
20
24
1/3 OCTAVE NUMBER
SQR MEAN V-ALPHA


HOT FILM WAKE 1/3 OCTAVE ANALYSIS
BASE CONFIG. TRAVERSE AT T/R C.L.
RUN 111 TP 26
LEGEND
SYM CH PARAMETER
65 V-ALPHA
10.
09.
08.
07.
06.
05.
04.
03.
02.
01.
00.
00.
04.
08.
12.
16.
20.
24.
1/3 OCTAVE NUMBER


HOT FILM WAKE 1/3 OCTAVE ANALYSIS
BASE CONFIG. TRAVERSE AT T/R C.L.
RUN 111 TP 28
LEGEND
SYM CH PARAMETER
65 V-ALPHA
X-Y VELOCITY COMPONENT V-ALPHA FPS
1/3 OCTAVE NUMBER

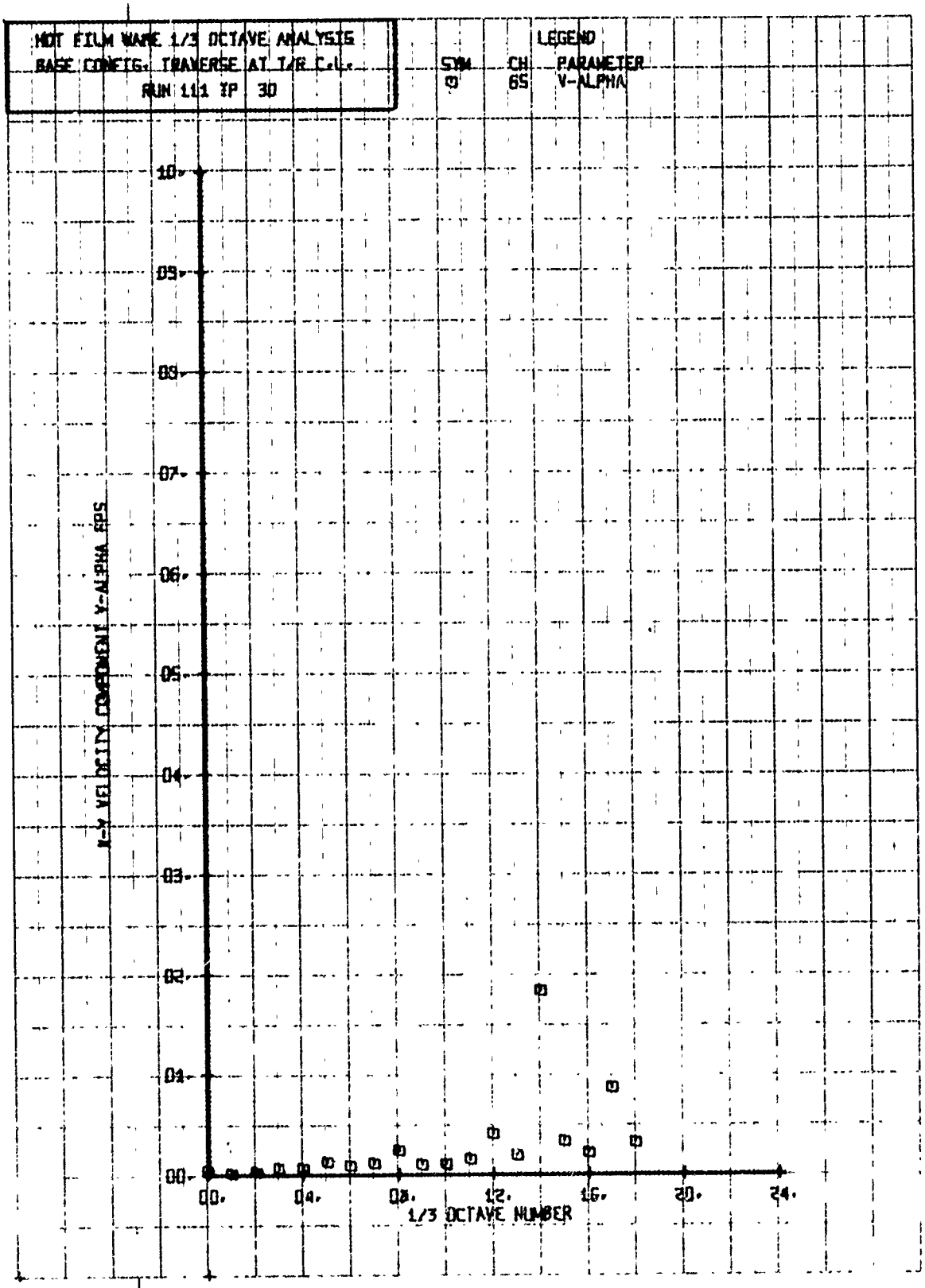
HOT FILM WAKE 1/3 OCTAVE ANALYSIS
BASE CONFIG. TRAVERSE AT T/R C.L.
RUN 111 TP 30
LEGEND
SYM CH PARAMETER
65 V-ALPHA
X-Y VELOCITY COMPONENT V-ALPHA FPS
1/3 OCTAVE NUMBER
00.
04.
08.
12.
16.
20.
24.
01.
02.
03.
04.
05.
06.
07.
08.
09.
10.

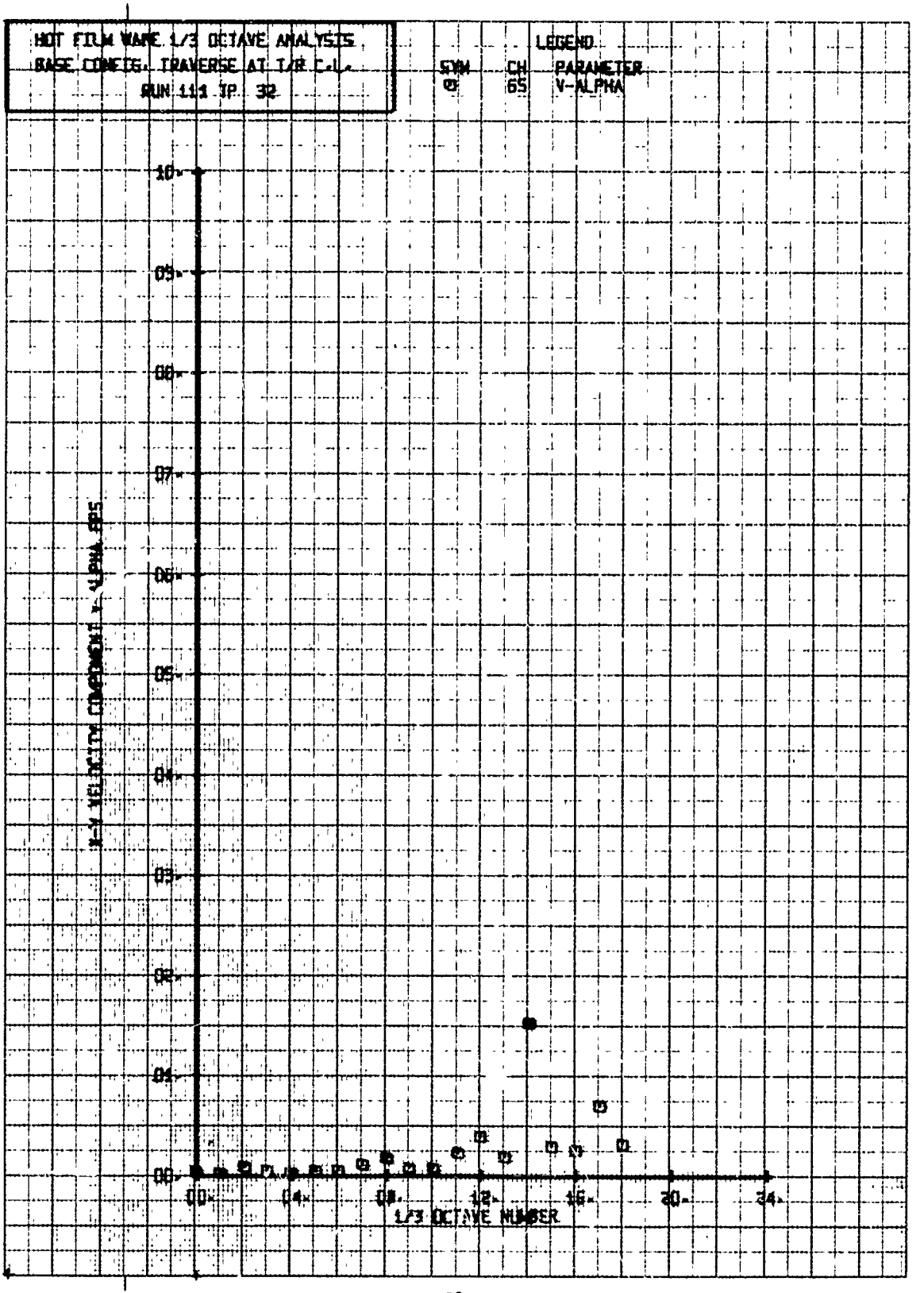
HOT FILM WAKE 1/3 OCTAVE ANALYSIS
BASE CONFIG. TRAVERSE AT T/R C.L.
RUN 111 TP 32
LEGEND
SYM CH PARAMETER
65 V-ALPHA
10.
05.
08.
07.
06.
05.
04.
03.
02.
01.
00.
00.
04.
08.
12.
16.
20.
24.
1/3 OCTAVE NUMBER


HOT FILM WARE 1/3 OCTAVE ANALYSIS
BASE CONFIG. TRAVERSE AT T/R C.L.
RUN 111 TP 34
LEGEND
SYM CH PARAMETER
65 V-ALPHA
10.
09.
08.
07.
06.
05.
04.
03.
02.
01.
00.
00.
04.
08.
12.
16.
20.
24.
1/3 OCTAVE NUMBER
V-ALPHA FPS

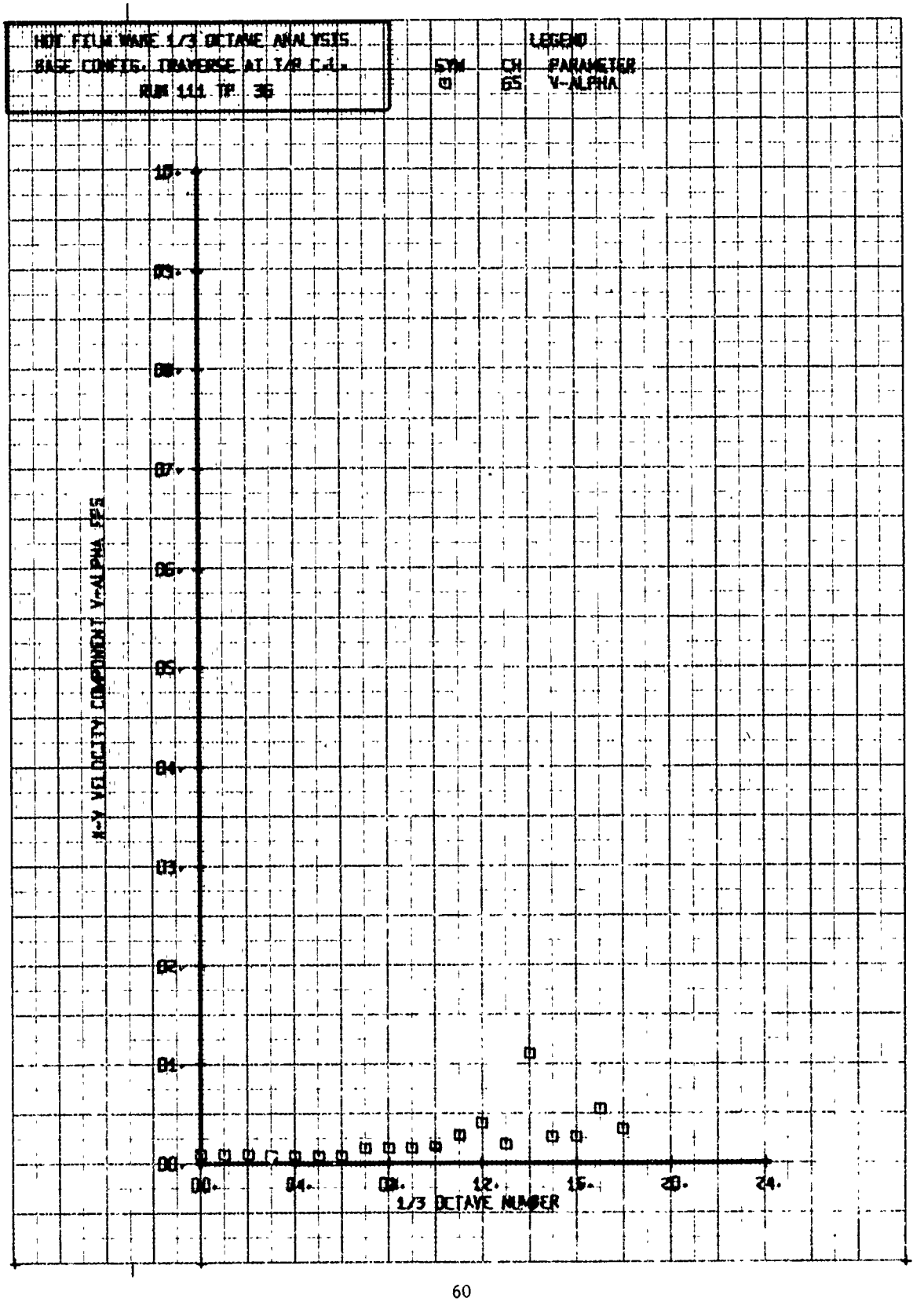
HOT FILM WAKE 1/3 OCTAVE ANALYSIS
BASE CONFIG. TRAVERSE AT T/R C.L.
RUN 111 TP 36
LEGEND
SYM CH PARAMETER
65 V-ALPHA
10.
09.
08.
07.
06.
05.
04.
03.
02.
01.
00.
00.
04.
08.
12.
16.
20.
24.
1/3 OCTAVE NUMBER
R-V VELOCITY COMPONENT V-ALPHA FPS

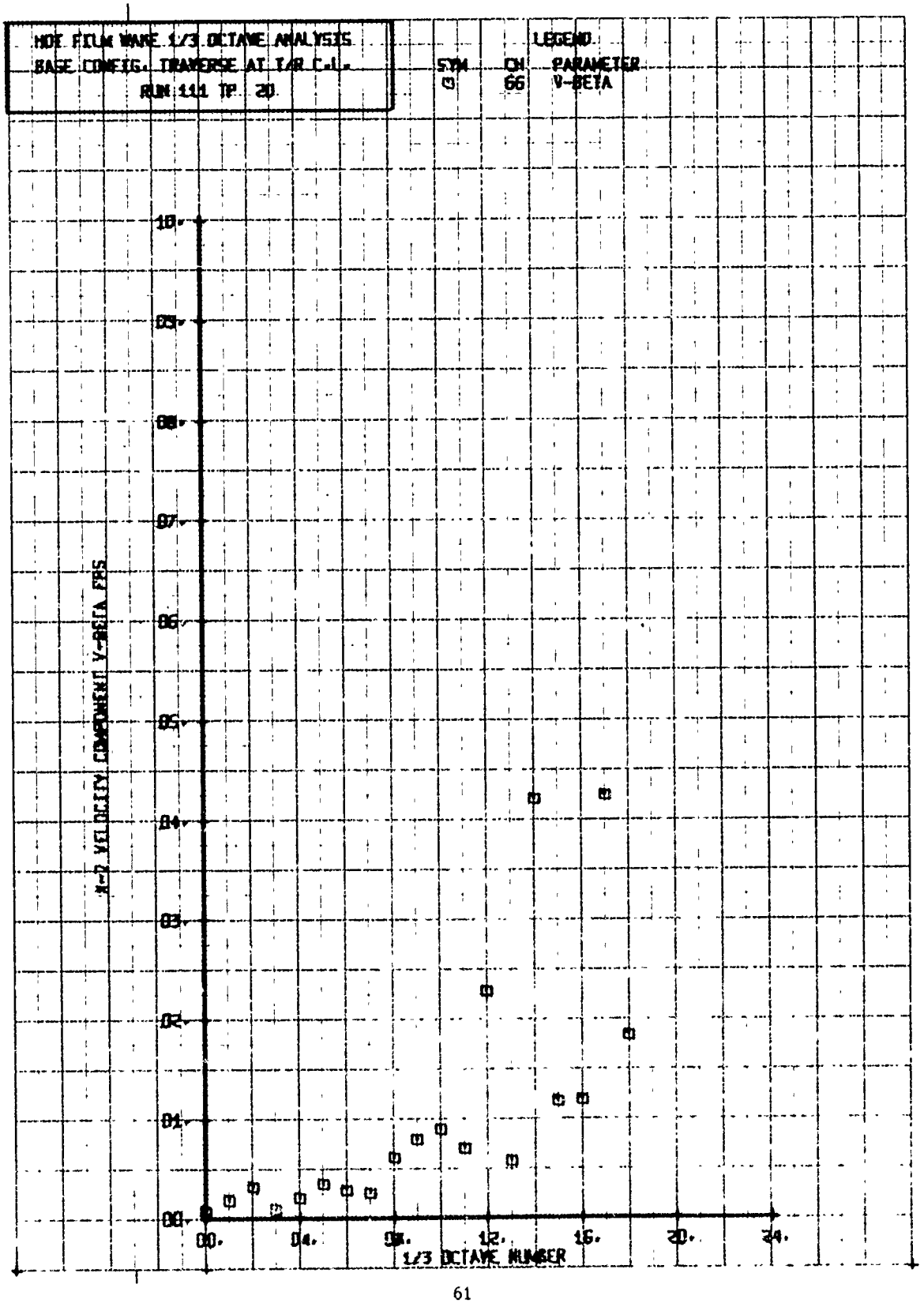
HOT FILM WAKE 1/3 OCTAVE ANALYSIS
BASE CONFIG. TRAVERSE AT 1/4 C.L.
RUN 111 TP 20
LEGEND
SYM CH PARAMETER
66 V-BETA
10.
09.
08.
07.
06.
05.
04.
03.
02.
01.
00.
X-2 VELOCITY COMPONENT V-BETA FPS
00.
04.
08.
12.
16.
20.
24.
1/3 OCTAVE NUMBER

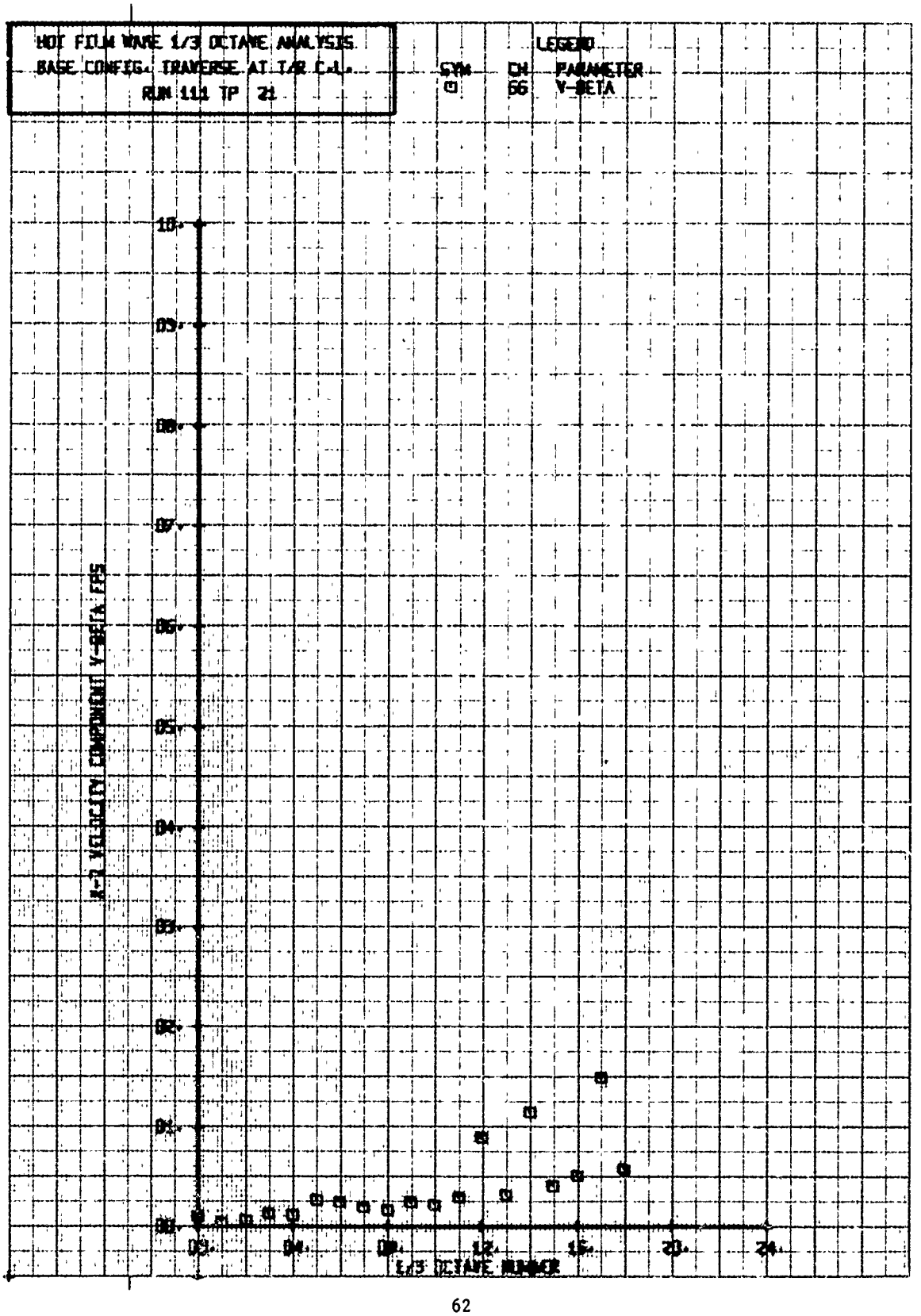
HOT FILM WAKE 1/3 OCTAVE ANALYSIS
BASE CONFIG. TRAVERSE AT T/R C.L.
RUN 111 TP 21
LEGEND
SYM CH PARAMETER
66 V-BETA
K-2 VELOCITY COMPONENT V-BETA FPS
1/3 OCTAVE NUMBER


HOT FILM WAKE 1/3 OCTAVE ANALYSIS
BASE CONFIG. TRAVERSE AT T/R C.L.
RUN 111 TP 22
LEGEND
SYM CH PARAMETER
66 V-BETA
10.
09.
08.
07.
06.
05.
04.
03.
02.
01.
00.
00.
04.
08.
12.
16.
20.
24.
1/3 OCTAVE NUMBER

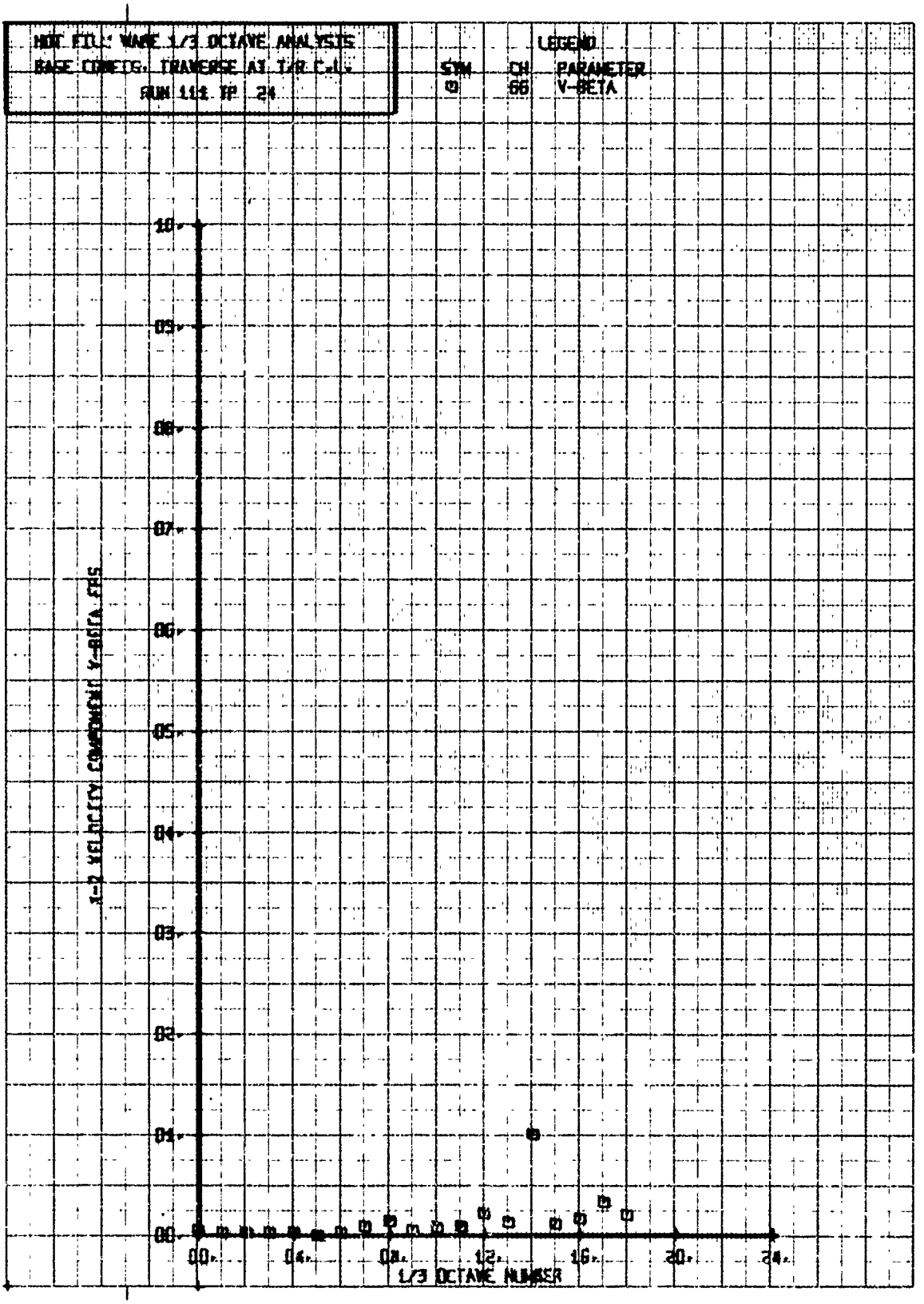
HOT FILM WAKE 1/3 OCTAVE ANALYSIS
BASE CORRTG. TRAVERSE A1 T/R C.L.
RUN 111 TP 24
LEGEND
STN CH PARAMETER
0 66 V-BETA
1.0
0.9
0.8
0.7
0.6
0.5
0.4
0.3
0.2
0.1
0.0
X-2 VELOCITY COMPONENT V-BETA FPS
0.0
0.4
0.8
1.2
1.6
2.0
2.4
1/3 OCTAVE NUMBER


HOT FILM NAME 1/3 OCTAVE ANALYSIS
BASE CONFIG. TRANSVERSE AT T/R C.L.
RUN 111 TP 26
LEGEND
STM CH PARAMETER
0 66 V-BETA
1.0
.9
.8
.7
.6
.5
.4
.3
.2
.1
.0
A-D VELOCITY COMPONENT V-BETA FPS
00.
04.
08.
12.
16.
20.
24.
1/3 OCTAVE NUMBER


HOT FILM WAKE 1/3 OCTAVE ANALYSIS
BASE CONFIG. TRAVERSE AT T/R C.L.
RUN 111 TP 28
LEGEND
SYM CH PARAMETER
66 V-BETA
X-D VELOCITY COMPONENT V-BETA FPS
1/3 OCTAVE NUMBER


HOT FILM WAKE 1/3 OCTAVE ANALYSIS
BASE CONFIG. TRAVERSE AT T/R C.L.
RUN 111 TP 30
LEGEND
SYM CH PARAMETER
66 V-BETA
1/3 OCTAVE NUMBER


HOT FILM WAVE 1/3 OCTAVE ANALYSIS
BASE CONFIG. TRAVERSE AT T/P C.L.
RUN 111 TP 32
LEGEND
SYM CH PARAMETER
66 V-BETA
10.
09.
08.
07.
05.
04.
03.
01.
00.
00.
04.
08.
12.
16.
20.
24.
1/3 OCTAVE NUMBER

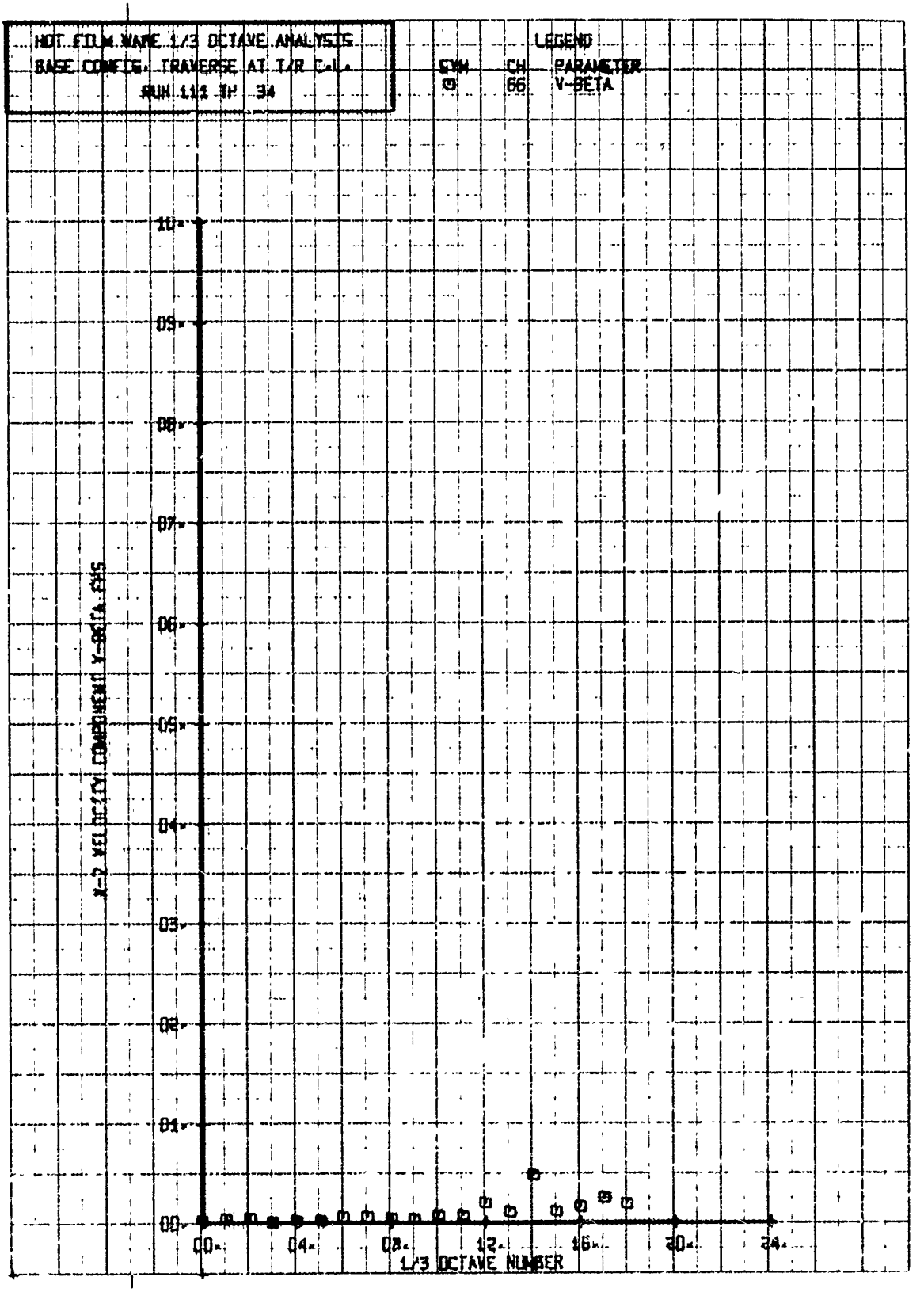
HOT FILM WAKE 1/3 OCTAVE ANALYSIS
BASE CONFIG. TRAVERSE AT T/R C.L.
RUN 111 TP 34
LEGEND
SYM CH PARAMETER
66 V-BETA
10
09
08
07
06
05
04
03
02
01
00
00
04
08
12
16
20
24
1/3 OCTAVE NUMBER

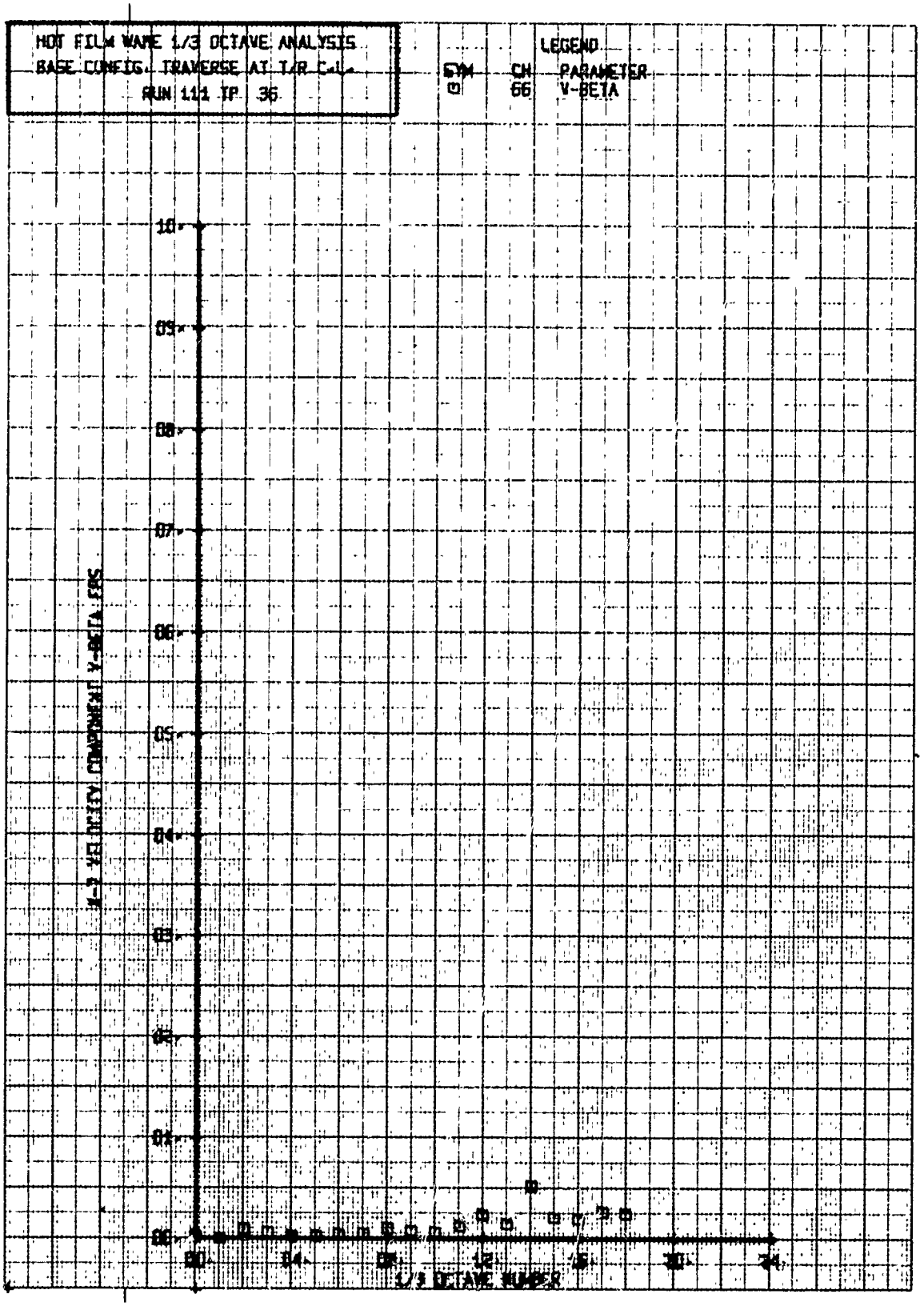
HOT FILM WAKE 1/3 OCTAVE ANALYSIS
BASE CONFIG. TRAVERSE AT T/R Calc.
RUN 111 TP 36
LEGEND
SYM CH PARAMETER
66 V-BETA
1.0
.9
.8
.7
.6
.5
.4
.3
.2
.1
0.0
4-2 VELOCITY COMPONENT V-BETA FPS
1/3 OCTAVE NUMBER

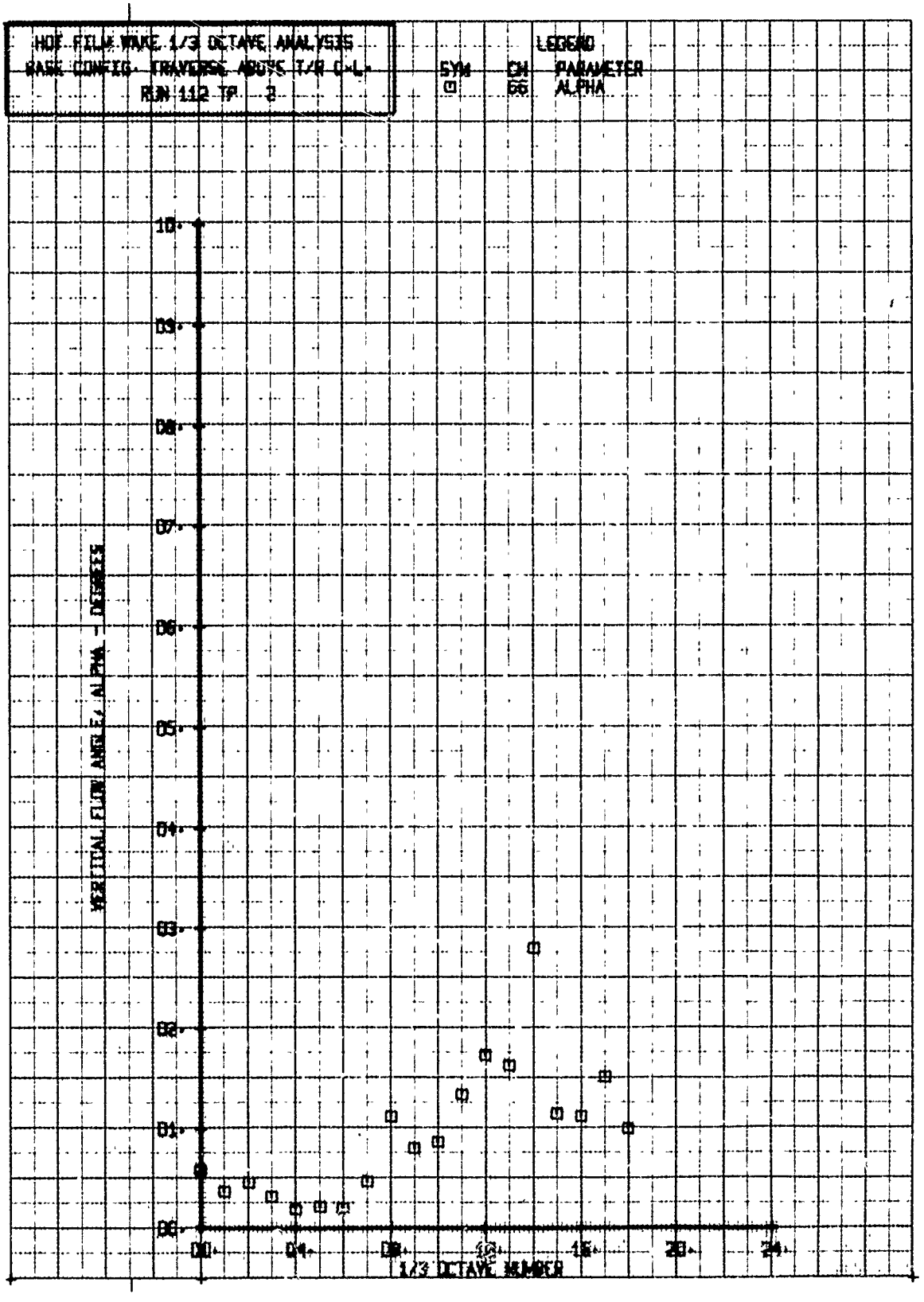
HOT FILM WAKE 1/3 OCTAVE ANALYSIS
BASE CONFIG. TRAVERSE ABOVE T/R C.L.
RUN 112 TP 2
LEGEND
SYM CH PARAMETER
□ 66 ALPHA
10.
09.
08.
07.
06.
05.
04.
03.
02.
01.
00.
VERTICAL FLOW ANGLE, ALPHA - DEGREES
00.
04.
08.
12.
16.
20.
24.
1/3 OCTAVE NUMBER


HOT FILM PROBE 1/3 OCTAVE ANALYSIS
RUN 112 TP 4
LEGEND
SYM EX PARAMETER
66 ALPHA
VERTICAL FLOW ANGLE-ALPHA - DEGREES
1/3 OCTAVE NUMBER


HOT FILM WAKE 1/3 OCTAVE ANALYSIS
BASE CONFIG. TRAVERSE ABOVE T/R C.L.
RUN 112 TP 6
LEGEND
SYM CH PARAMETER
66 ALPHA
10.
09.
08.
07.
06.
05.
04.
03.
02.
01.
00.
04.
08.
12.
16.
20.
24.
1/3 OCTAVE NUMBER
VERTICAL FLOW ANGLE, ALPHA - DEGREES


HOT FILM RMS 1/3 OCTAVE ANALYSIS
RUN 112 TP 8
LEGEND
SYM CH PARAMETER
ALPHA
1/3 OCTAVE NUMBER


HOT FILM WAKE 1/3 OCTAVE ANALYSIS
BARE CONFIG. TRAVERSE ABOVE 1/2 C.L.
RUN 112 TF 20
LEGEND
SYM CH PARAMETER
66 ALPHA
15.
10.
09.
08.
07.
06.
05.
04.
03.
02.
01.
00.
00.
04.
08.
12.
16.
20.
24.
1/3 OCTAVE NUMBER


HOT FILM WAKE 1/3 OCTAVE ANALYSIS
BASE CONFIG. TRAVERSE ABOVE T/R C-L
RUN 112 TP 12
LEGEND
SYM CH PARAMETER
66 ALPHA
VERTICAL FLOW ANGLE, ALPHA - DEGREES
1/3 OCTAVE NUMBER

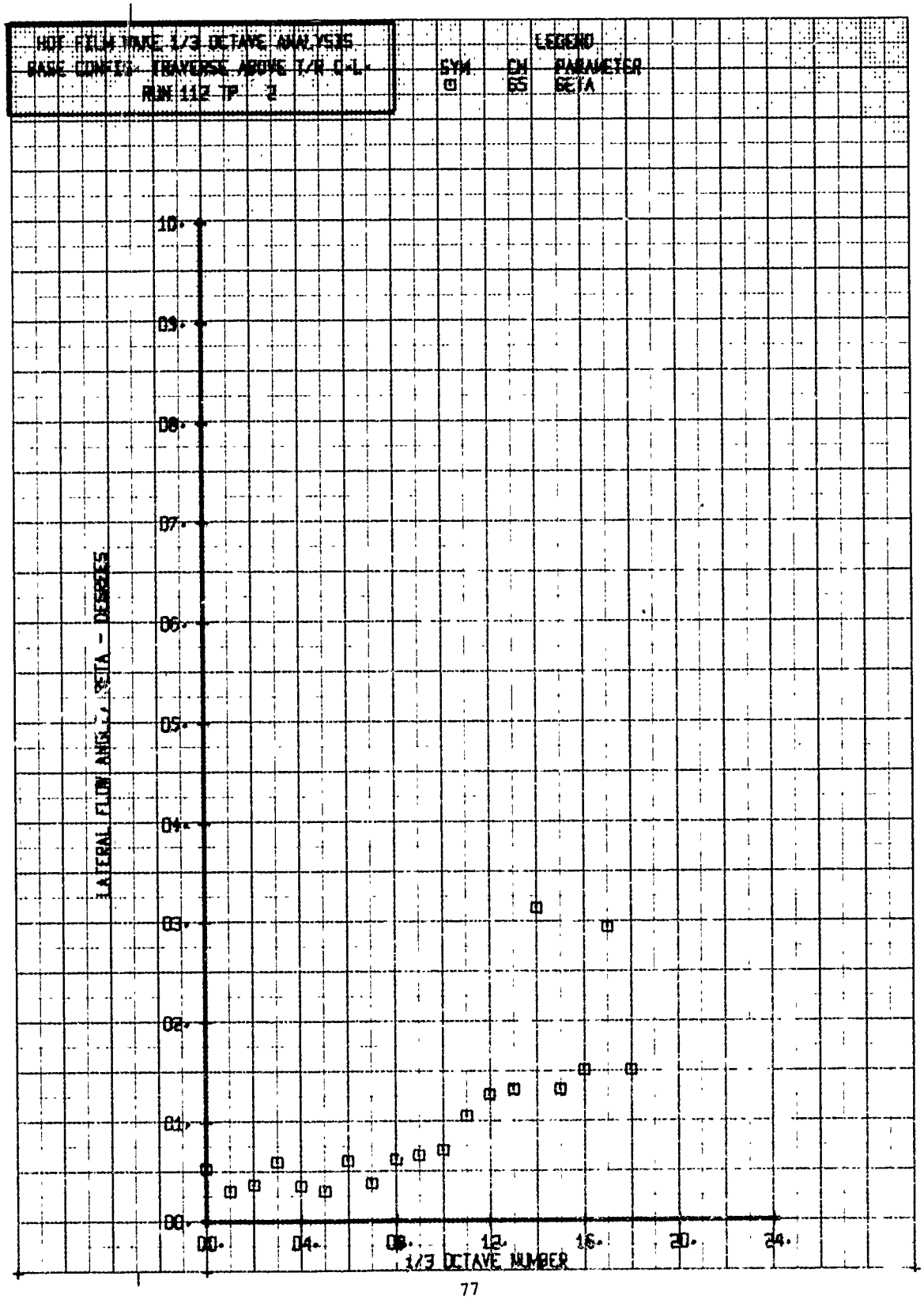
HOT FILM WAKE 1/3 OCTAVE ANALYSIS
BASE CONFIG: TRAVERSE ABOVE T/R C.L.
RUN 112 TP 2
LEGEND
SYM CH PARAMETER
65 BETA
LATERAL FLOW ANGLE, BETA - DEGREES
10.
09.
08.
07.
06.
05.
04.
03.
02.
01.
00.
00.
04.
08.
12.
16.
20.
24.
1/3 OCTAVE NUMBER


HOT FILM WAKE 1/3 OCTAVE ANALYSIS
BASE CONFIG. TRAVERSE ABOVE TYP C-L
RUN 112 TP 4
LEGEND
SYM CH PARAMETER
65 BETA
10
09
08
07
06
05
04
03
02
01
00
00
04
08
12
16
20
24
1/3 OCTAVE NUMBER
LATERAL FLOW ANGLE, BETA - DEGREES

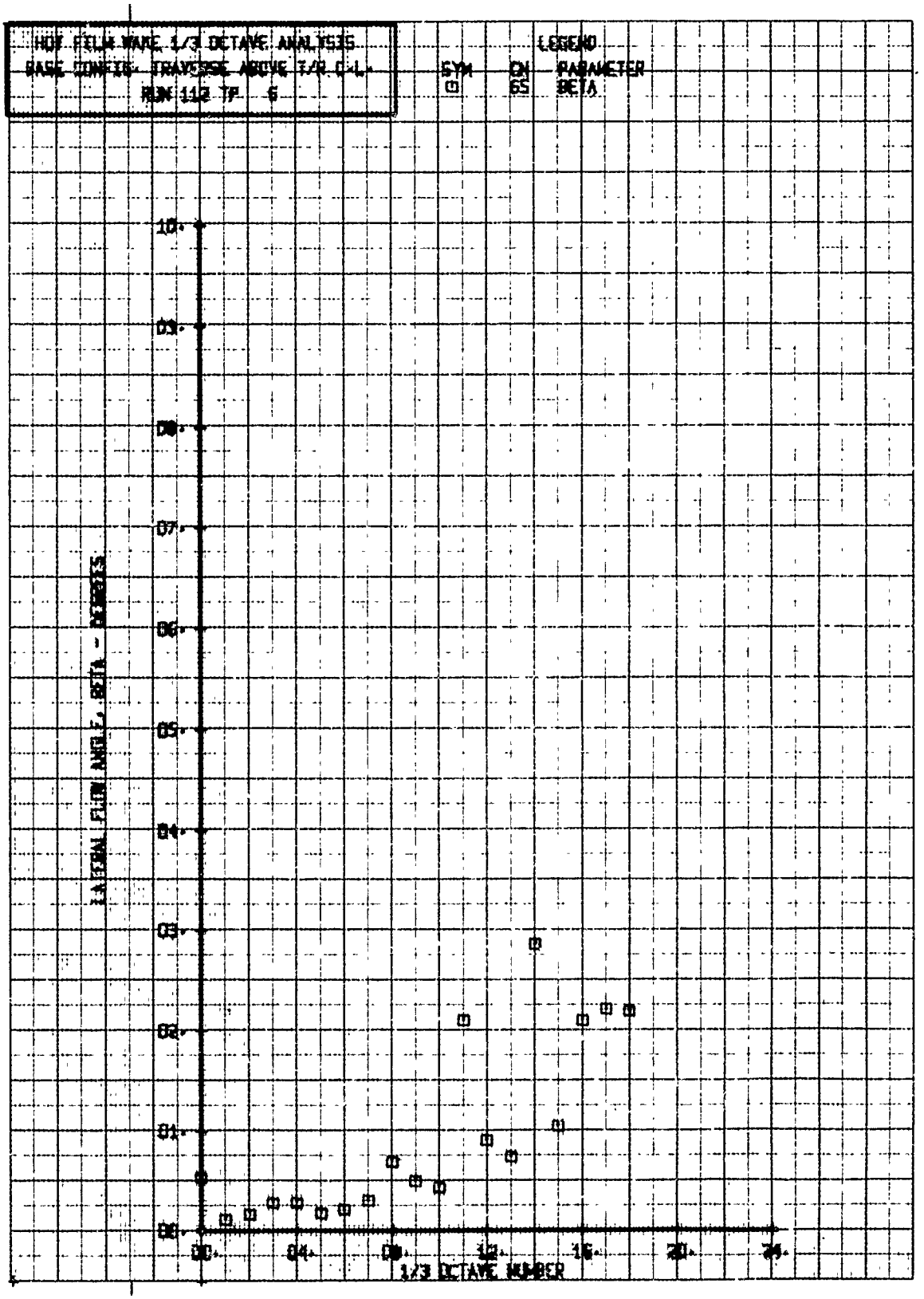
HOT FILM WAKE 1/3 OCTAVE ANALYSIS
BASE CONFIG. TRAVERSE ABOVE T/R C.L.
RUN 112 TP 6
LEGEND
SYM CN PARAMETER
65 BETA
10.
09.
08.
07.
06.
05.
04.
03.
02.
01.
00.
LATERAL FLOW ANGLE, BETA - DEGREES
00.
04.
08.
12.
16.
20.
24.
1/3 OCTAVE NUMBER

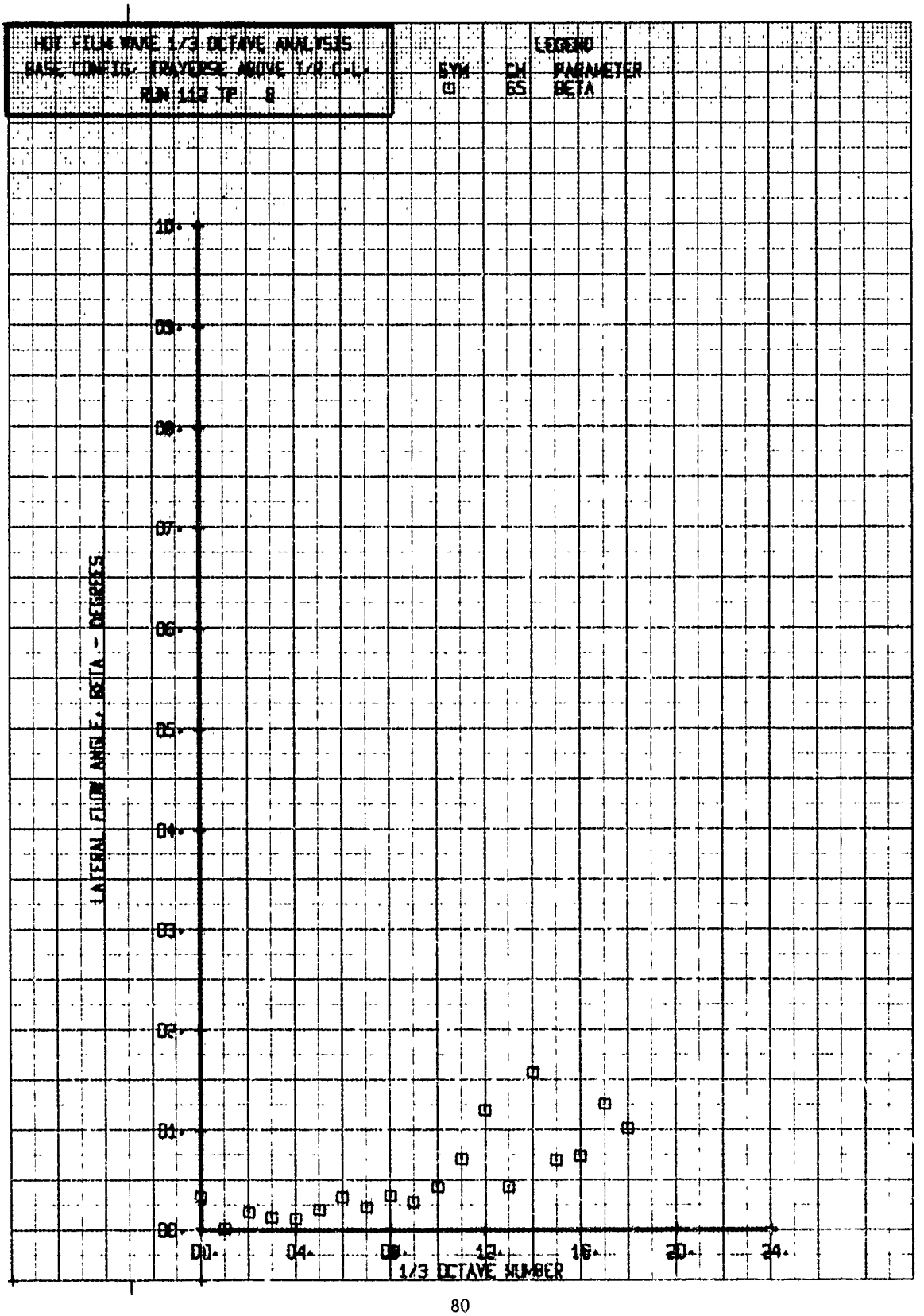
HOT FILM WAKE 1/3 OCTAVE ANALYSIS
BASE CONFIG. TRAVERSE ABOVE T/R C.L.
RUN 112 TP 8
LEGEND
SYM CH PARAMETER
8 6S BETA
10.
09.
08.
07.
06.
05.
04.
03.
02.
01.
00.
LATERAL FLOW ANGLE, BETA - DEGREES
00.
04.
08.
12.
16.
20.
24.
1/3 OCTAVE NUMBER

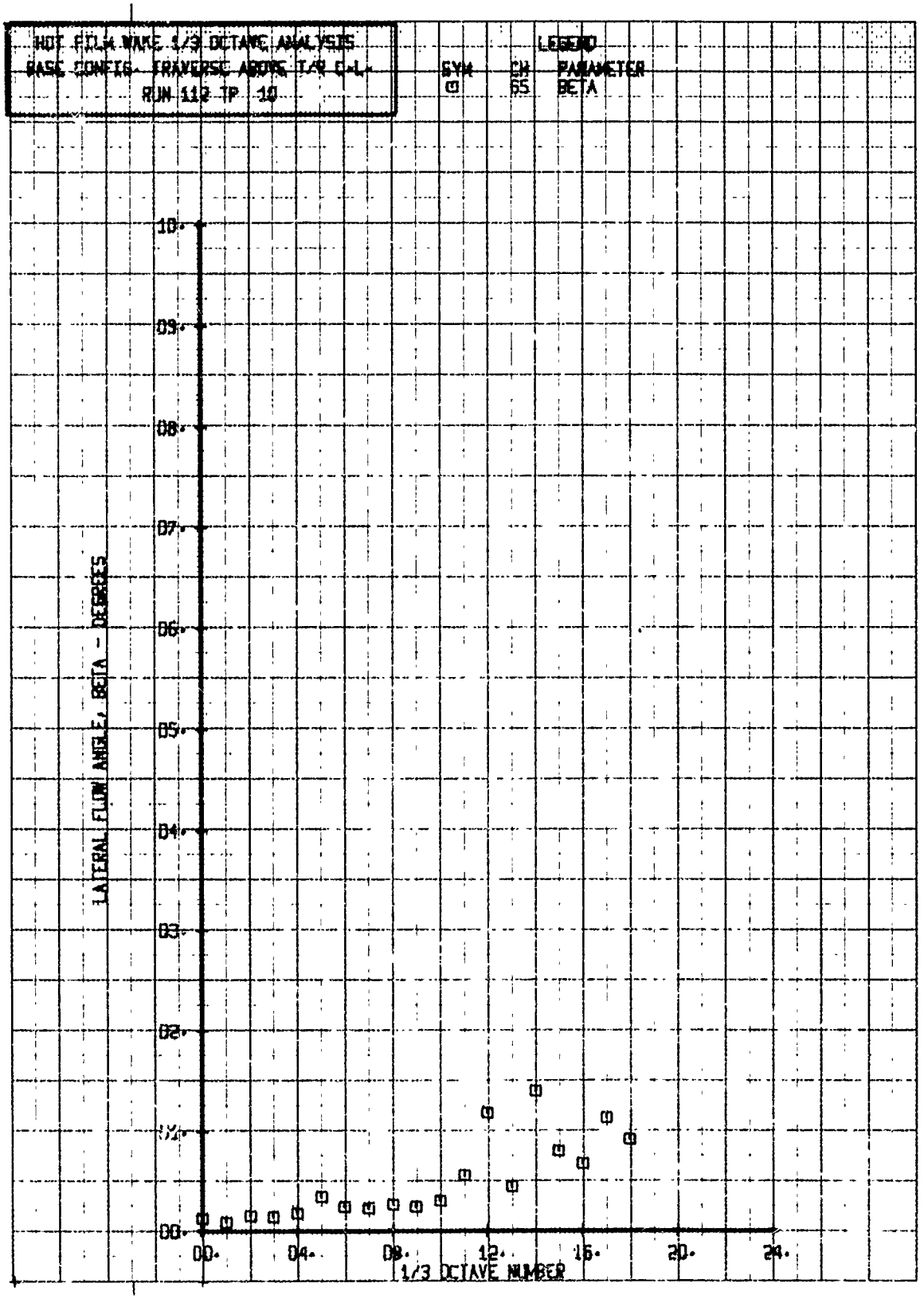
HOT FILM WAKE 1/3 OCTAVE ANALYSIS
BASE CONFIG. TRAVERSE ABOVE T/R C.L.
RUN 112 TP 10
LEGEND
GYM CH PARAMETER
0 65 BETA
10.
09.
08.
07.
06.
05.
04.
03.
02.
01.
00.
00. 04. 08. 12. 16. 20. 24.
LATERAL FLOW ANGLE, BETA - DEGREES
1/3 OCTAVE NUMBER

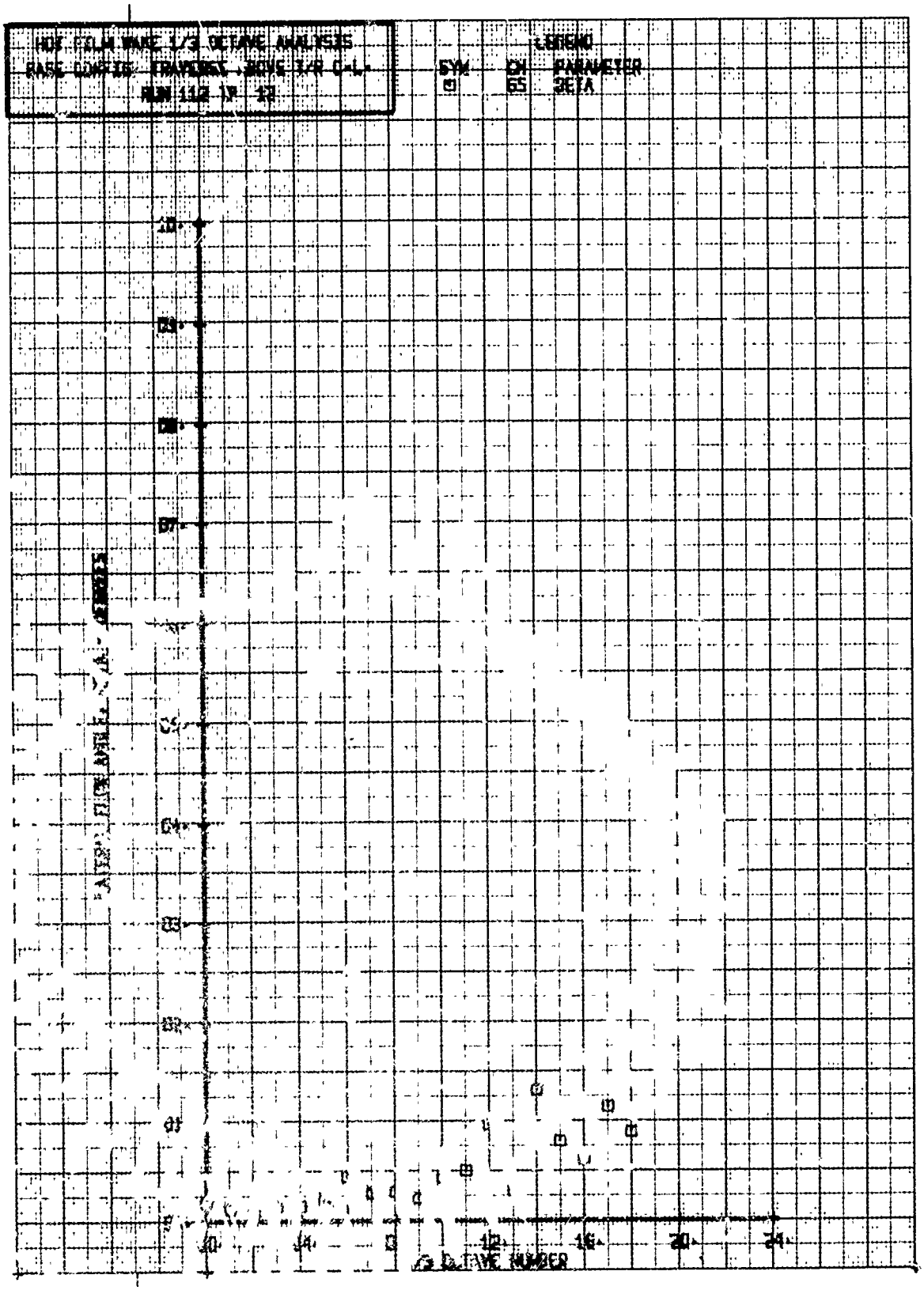
HOT FILM WAKE 1/3 OCTAVE ANALYSIS
BASE CONFIG TRAVERSE ABOVE T/R C-L
RUN 112 TP 12
LEGEND
SYM CH PARAMETER
65 BETA
OCTAVE NUMBER

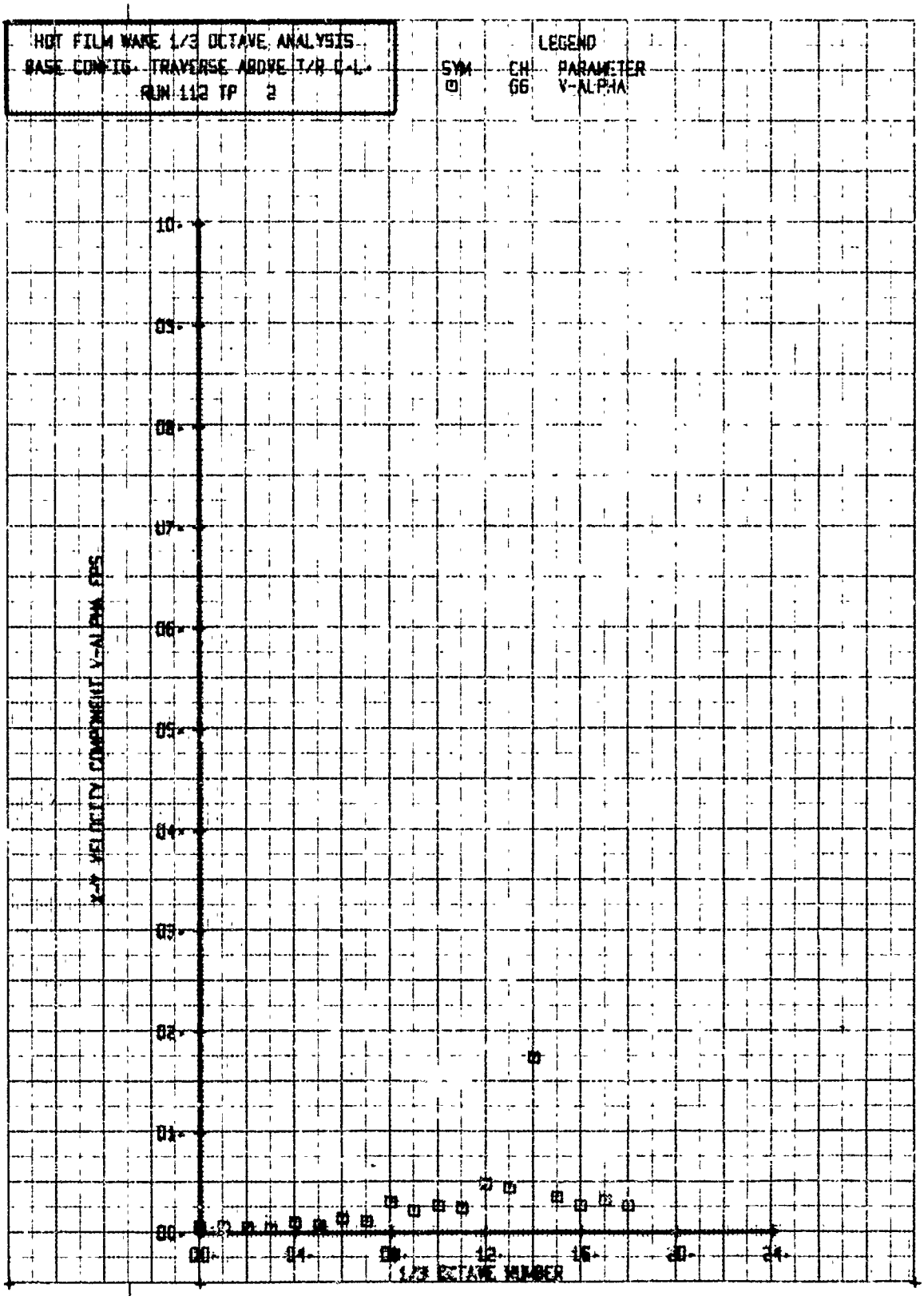
HOT FILM WAKE 1/3 OCTAVE ANALYSIS
BASE CONFIG TRAVERSE ABOVE T/R C.L.
RUN 112 TP 2
LEGEND
SYM CH PARAMETER
66 V-ALPHA
10
09
08
07
06
05
04
03
02
01
00
00
04
08
12
16
20
24
X-Y VELOCITY COMPONENT V-ALPHA FPS
1/3 OCTAVE NUMBER


HOT FILM WAKE 1/3 OCTAVE ANALYSIS
BASE CONFIG. TRANSVERSE ABOVE 1/8 C.L.
RUN 112 TF 4
LEGEND
SYM CH PARAMETER
66 V-ALPHA
10.
09.
08.
07.
06.
05.
04.
03.
02.
01.
00.
00.
04.
08.
12.
16.
20.
24.
1/3 OCTAVE NUMBER


HOT FILM WAKE 1/3 OCTAVE ANALYSIS
BASE CONFIG. TRAVERSE ABOVE T/R C.L.
RUN 112 TP 6
LEGEND
SYM CH PARAMETER
V-ALPHA
10.
09.
08.
07.
06.
05.
04.
03.
02.
01.
00.
04.
08.
12.
16.
20.
24.
1/3 OCTAVE NUMBER


HDF FILM WAKE 1/3 OCTAVE ANALYSIS
BASE CONFIG. TRAVERSE ABOVE T/R C.L.
RUN 112 TP 8
LEGEND
SYM CH PARAMETER
66 V-ALPHA
10.
09.
08.
07.
06.
05.
04.
03.
02.
01.
00.
X-Y VELOCITY COMPONENT V-ALPHA FPS
1/3 OCTAVE BANDS


HOT FILM WAKE 1/3 OCTAVE ANALYSIS
BASE CONFIG. TRAVERSE ABOVE T/R C.L.
RUN 112 TP 10
LEGEND
SYM CN PARAMETER
66 V-ALPHA
10.
09.
08.
07.
06.
05.
04.
03.
02.
01.
00.
1/3 OCTAVE NUMBER

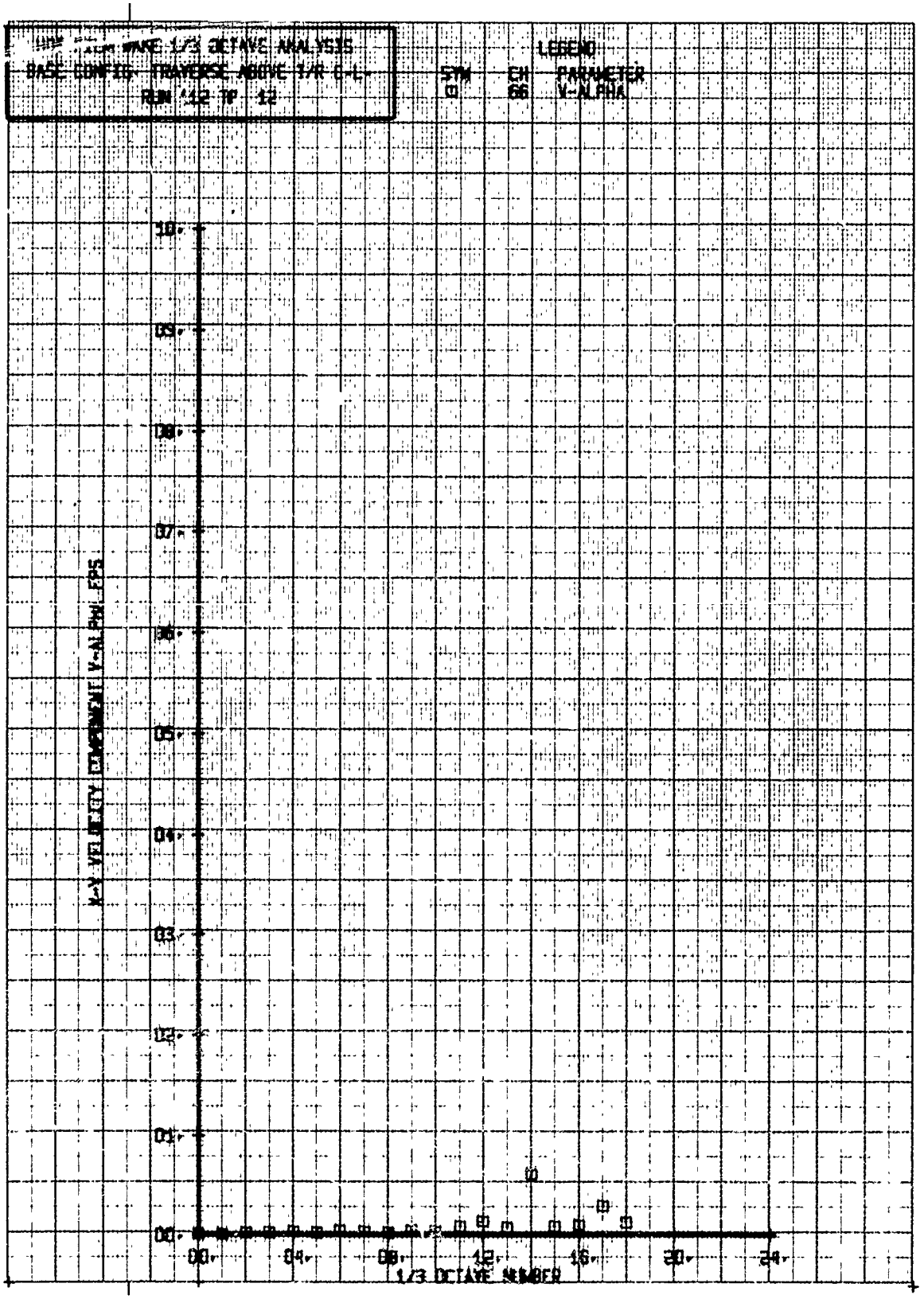
WAKE 1/3 OCTAVE ANALYSIS
BASE CONFIG TRAVERSE ABOVE 1/R C-L
RUN 112 TP 12
LEGEND
SYM CH PARAMETER
66 V-ALPHA
10.
05.
00.
07.
06.
05.
04.
03.
02.
01.
00.
00.
04.
08.
12.
16.
20.
24.
1/3 OCTAVE NUMBER
V-VELOCITY COMPONENT V-ALPHA, FPS

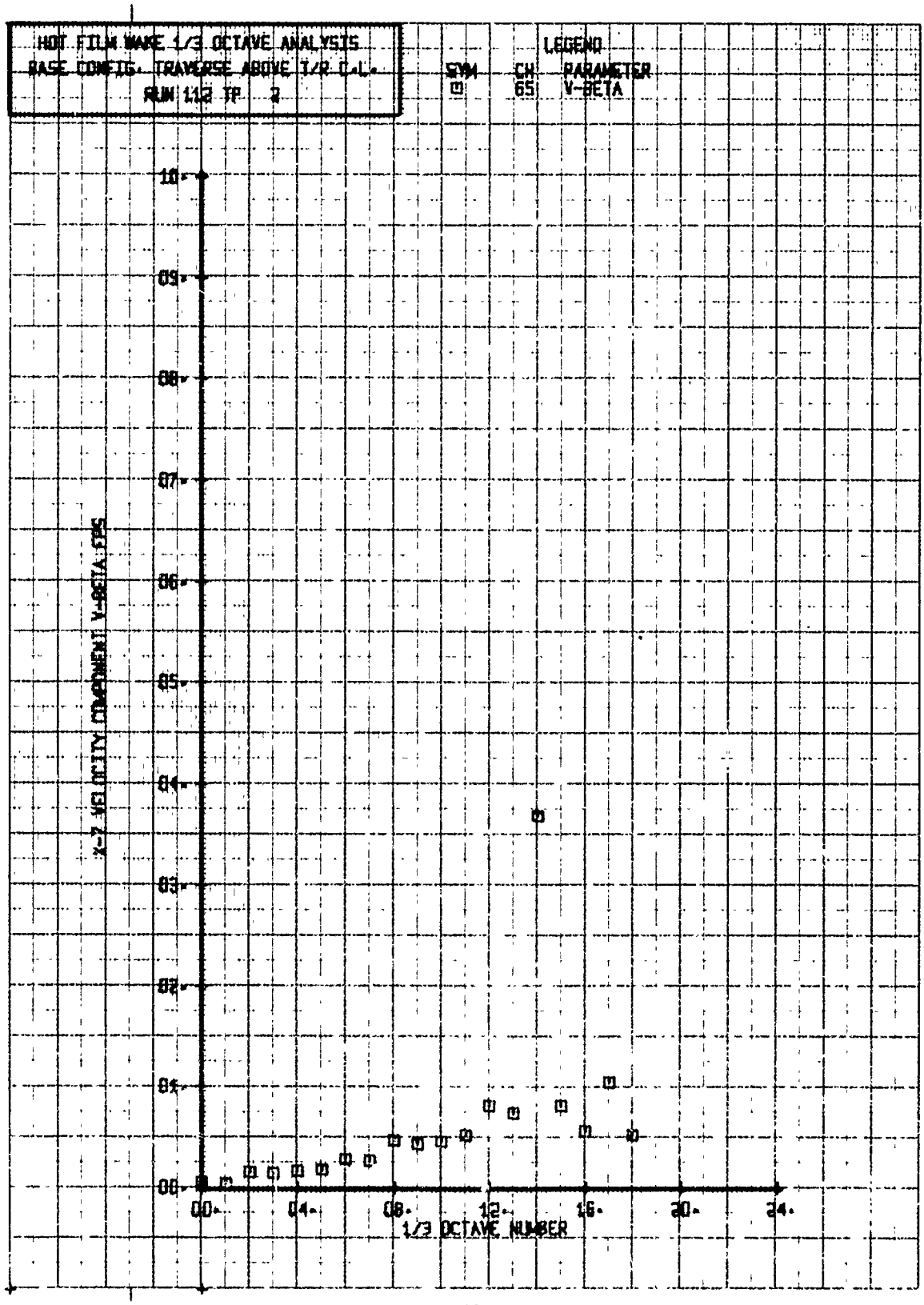
HOT FILM WAKE 1/3 OCTAVE ANALYSIS
BASE CONFIG. TRAVERSE ABOVE T/R C.L.
RUN 112 TP 2
LEGEND
SYM CH PARAMETER
65 V-BETA
X-Z VELOCITY COMPONENT V-BETA FPS
1/3 OCTAVE NUMBER


HOT FILM WAKE 1/3 OCTAVE ANALYSIS
BASE CONFIG. TRAVERSE ABOVE T/R C.L.
RUN 112 TP 4
LEGEND
SYM CH PARAMETER
65 Y-BETA
X-Z VELOCITY COMPONENT Y-BETA FPS
1/3 OCTAVE NUMBER

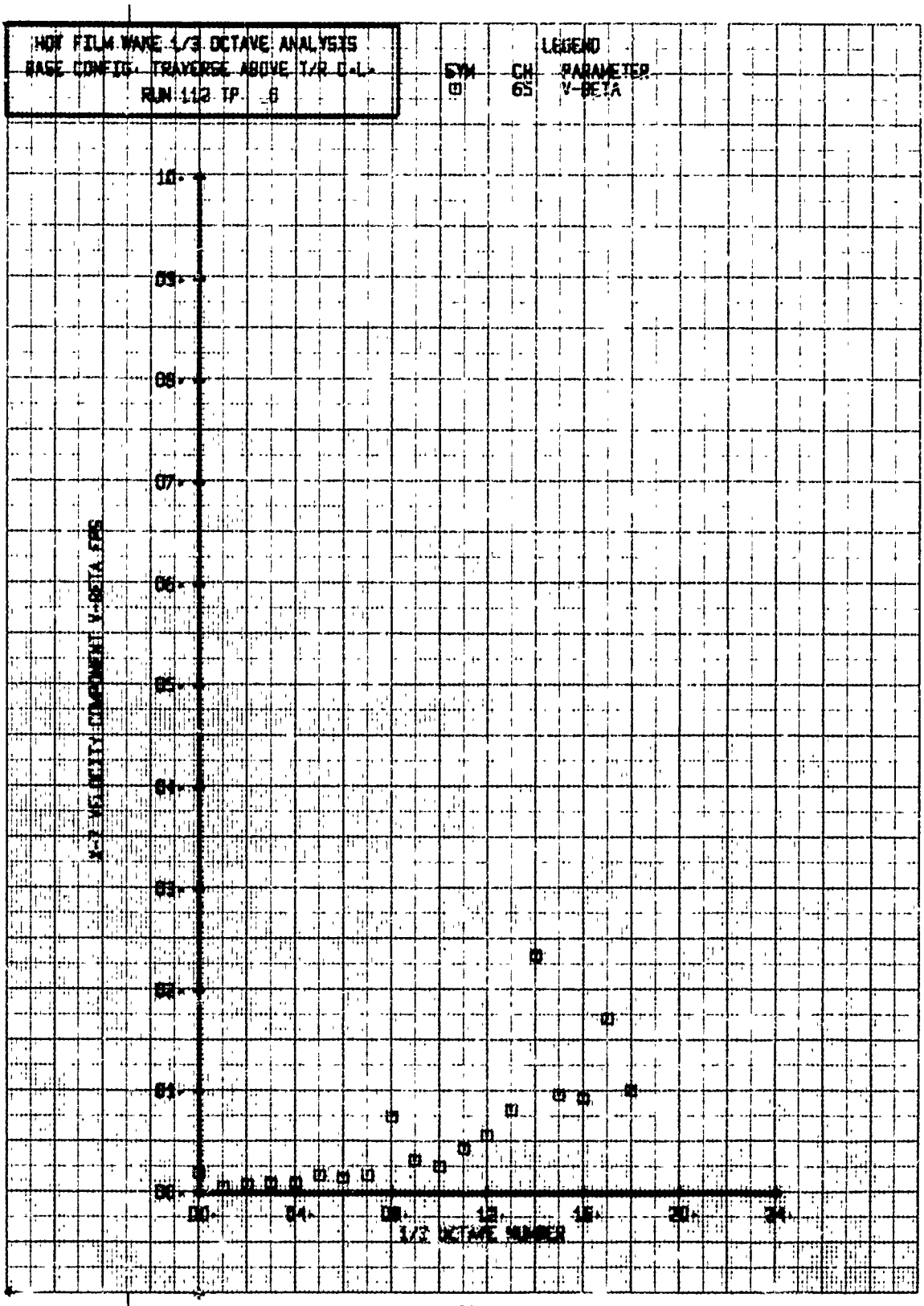
HOT FILM WAKE 1/3 OCTAVE ANALYSIS
BASE CONFIG. TRAVERSE ABOVE T/R C.L.
RUN 112 TP 8
LEGEND
SYM CH PARAMETER
V-BETA
10
09
08
07
06
05
04
03
02
01
00
00
04
08
12
16
20
24
1/3 OCTAVE NUMBER


HOT FILM WAKE 1/3 OCTAVE ANALYSIS
BASE CONFIG. TRAVERSE ABOVE T/R C.L.
RUN 112 TP 8
LEGEND
SYM CH PARAMETER
65 V-BETA
10-
09-
08-
07-
06-
05-
04-
03-
02-
01-
00-
00- 04- 08- 12- 16- 20- 24-
1/3 OCTAVE NUMBER

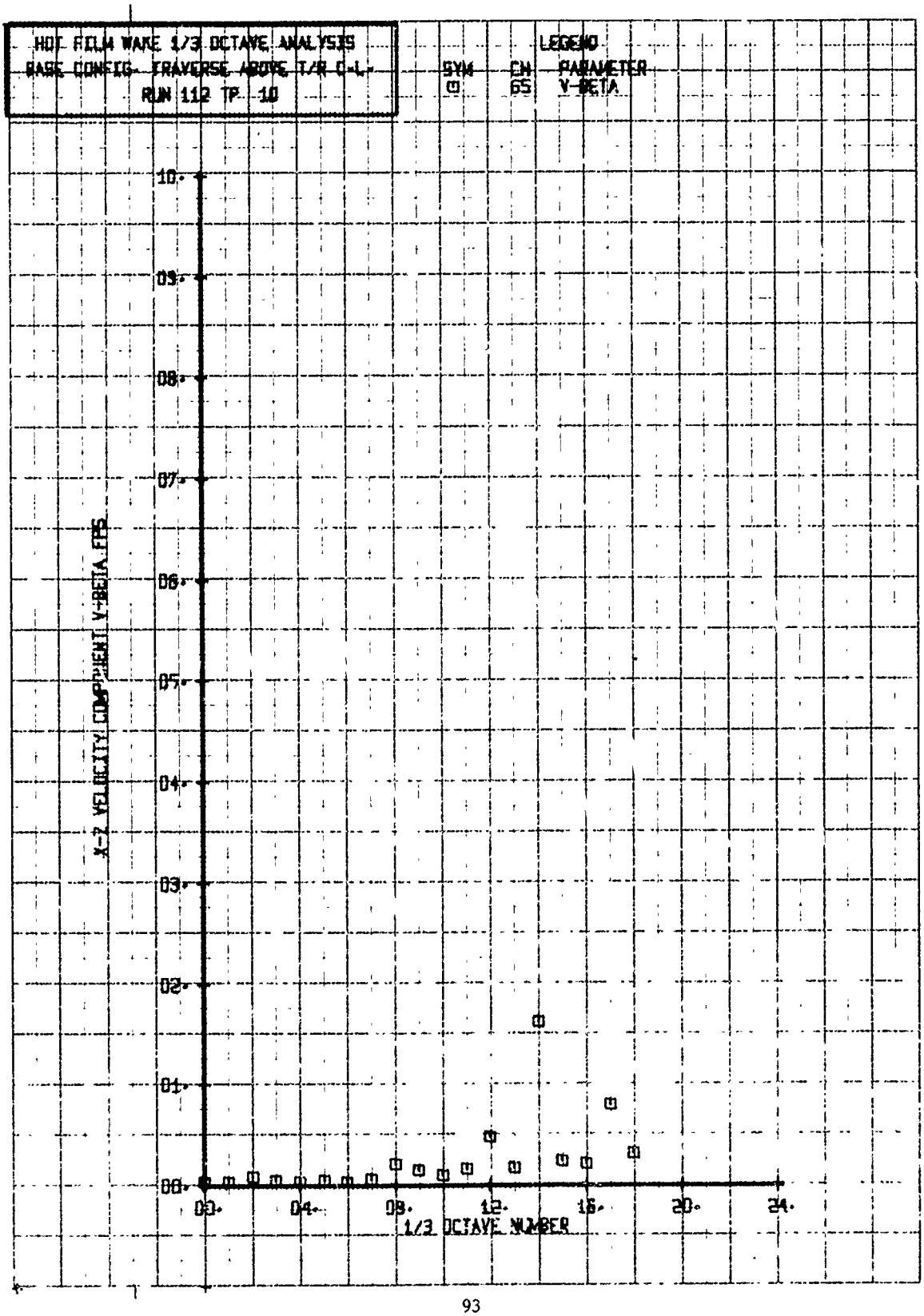
HOT FILM WAKE 1/3 OCTAVE ANALYSIS
BASE CONFIG- TRAVERSE ABOVE T/R C-L-
RUN 112 TP 10
LEGEND
SYM CH PARAMETER
65 V-BETA
10.
09.
08.
07.
06.
05.
04.
03.
02.
01.
00.
X-2 VELOCITY COMPONENT V-BETA FPS
03.
04.
08.
12.
16.
20.
24.
1/3 OCTAVE NUMBER

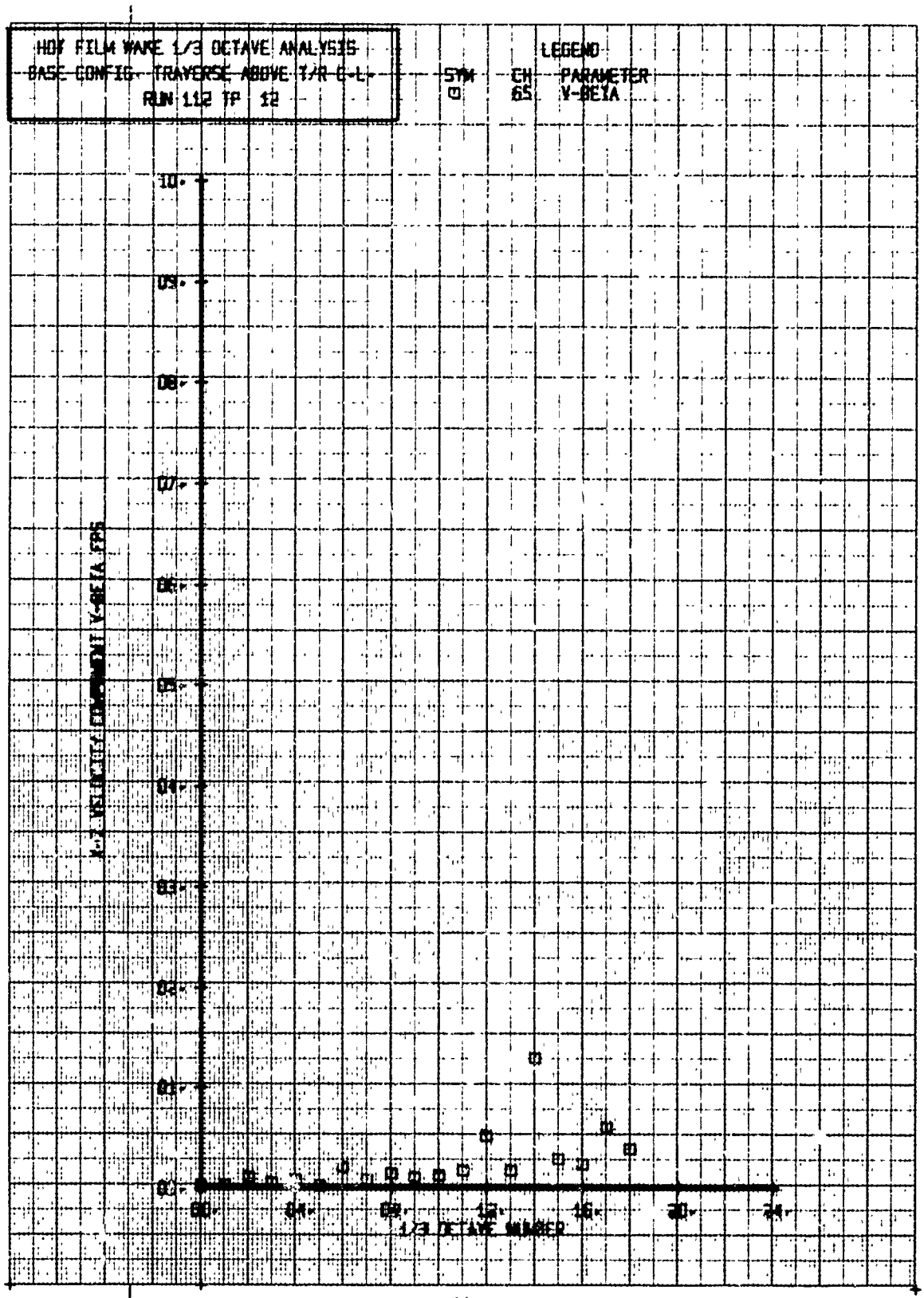
HOT FILM WAKE 1/3 OCTAVE ANALYSIS
BASE CONFIG. TRAVERSE ABOVE T/R C-L.
RUN 112 TP 12
LEGEND
SYM
CH
PARAMETER
65
V-BETA
10.
09.
08.
07.
06.
05.
04.
03.
02.
01.
1/3 OCTAVE NUMBER


HOT FILM WAKE 1/3 OCTAVE ANALYSIS
BASE CONFIG. TRAVERSE THROUGH VORTEX
RUN 113 TP 2
LEGEND
SYM CH PARAMETER
56 ALPHA
10.
09.
08.
07.
06.
05.
04.
03.
02.
01.
00.
VERTICAL FLOW ANGLE, ALPHA - DEGREES
00.
04.
08.
12.
16.
20.
24.
1/3 OCTAVE NUMBER

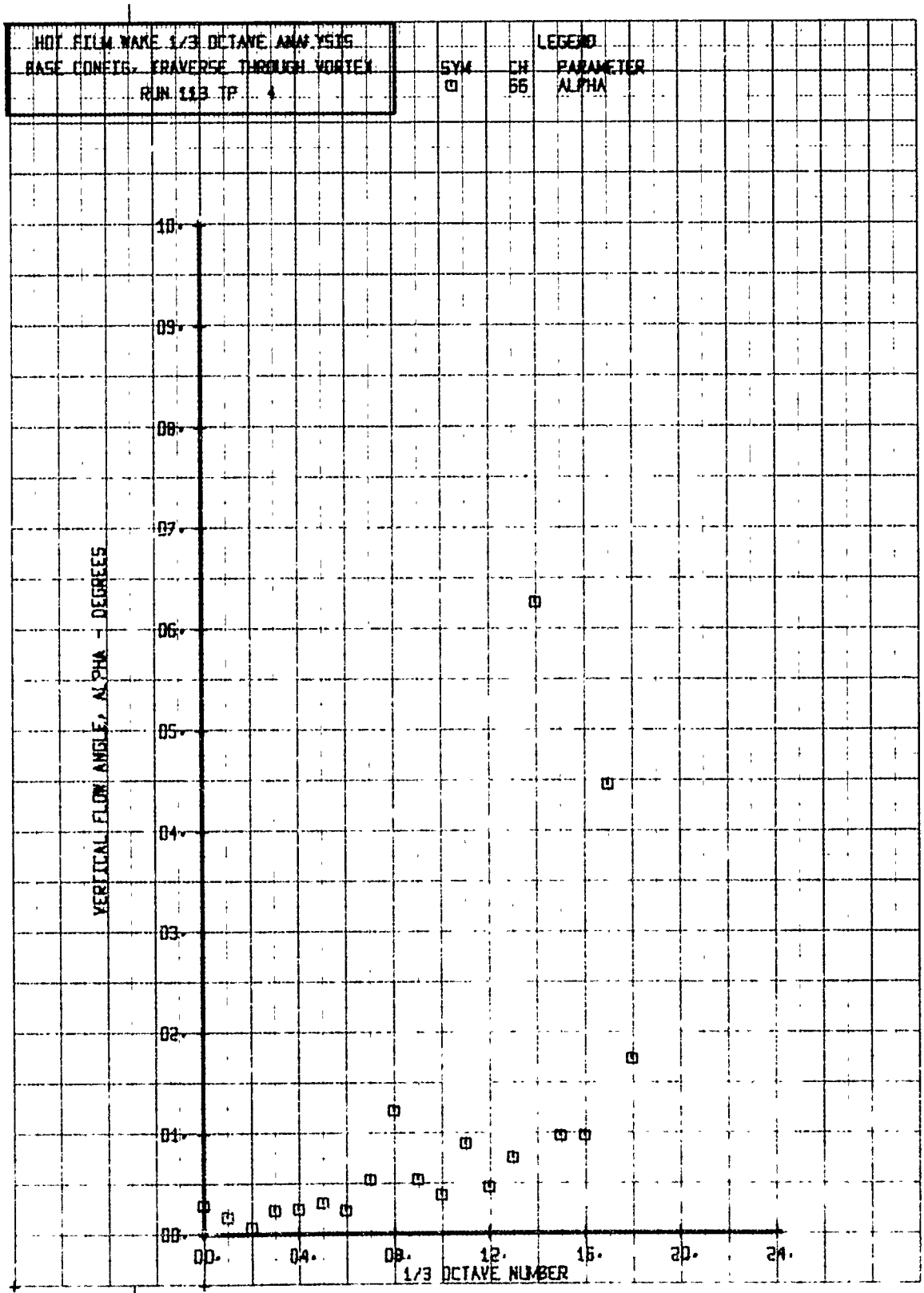
HOT FILM WAKE 1/3 OCTAVE ANALYSIS
BASE CONFIG. TRAVERSE THROUGH VORTEX
RUN 113 TP 4
LEGEND
SYM CH PARAMETER
66 ALPHA
10.
09.
08.
07.
06.
05.
04.
03.
02.
01.
00.
VERTICAL FLOW ANGLE, ALPHA - DEGREES
00.
04.
08.
12.
16.
20.
24.
1/3 OCTAVE NUMBER

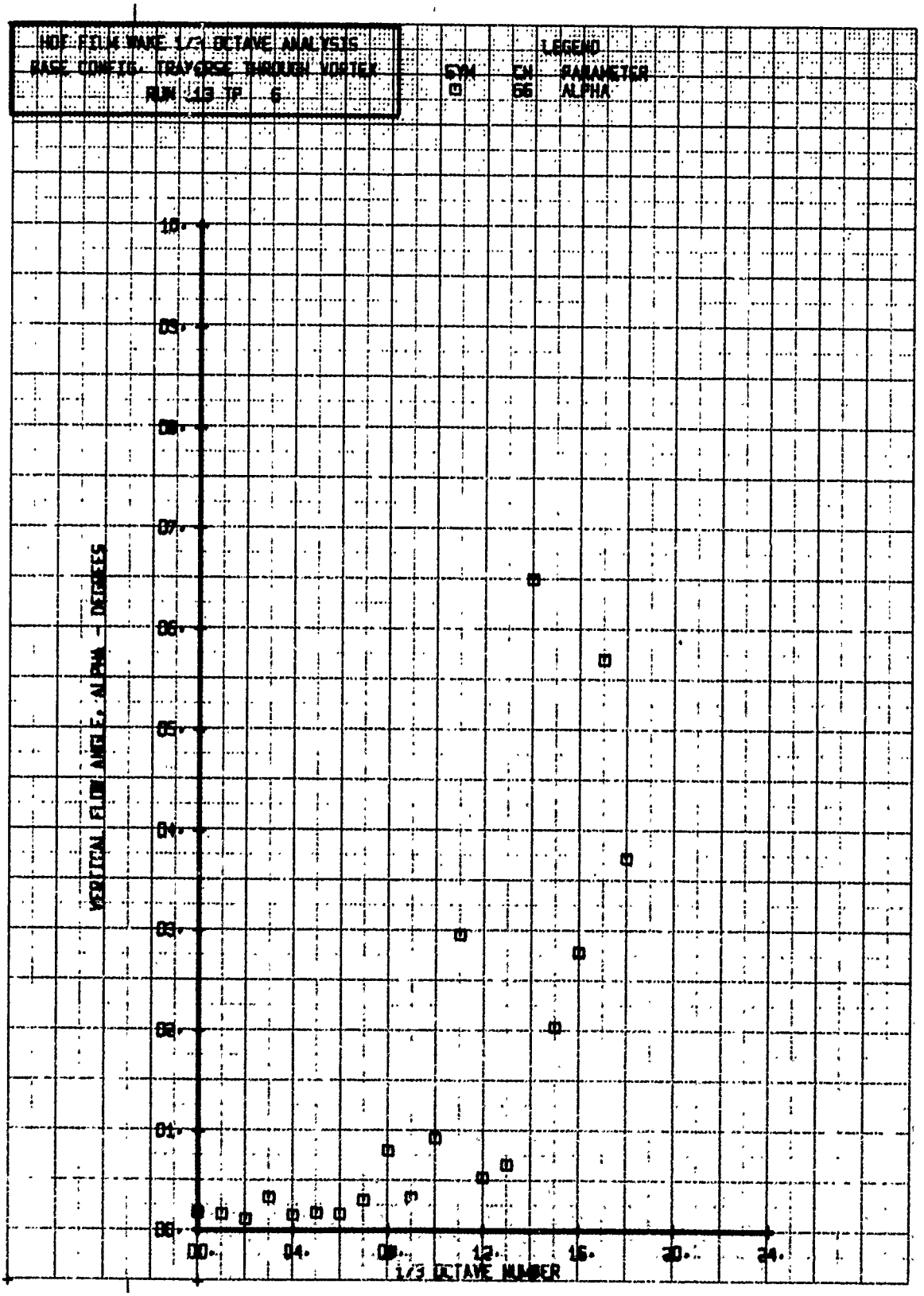
HOF FILE WAVE 1/3 OCTAVE ANALYSIS
BASE CONFIG. TRAVERSE THROUGH VORTEX
RUN 13 TP 6
LEGEND
SYM CN PARAMETER
66 ALPHA
VERTICAL FLOW ANGLE, ALPHA - DEGREES
1/3 OCTAVE NUMBER

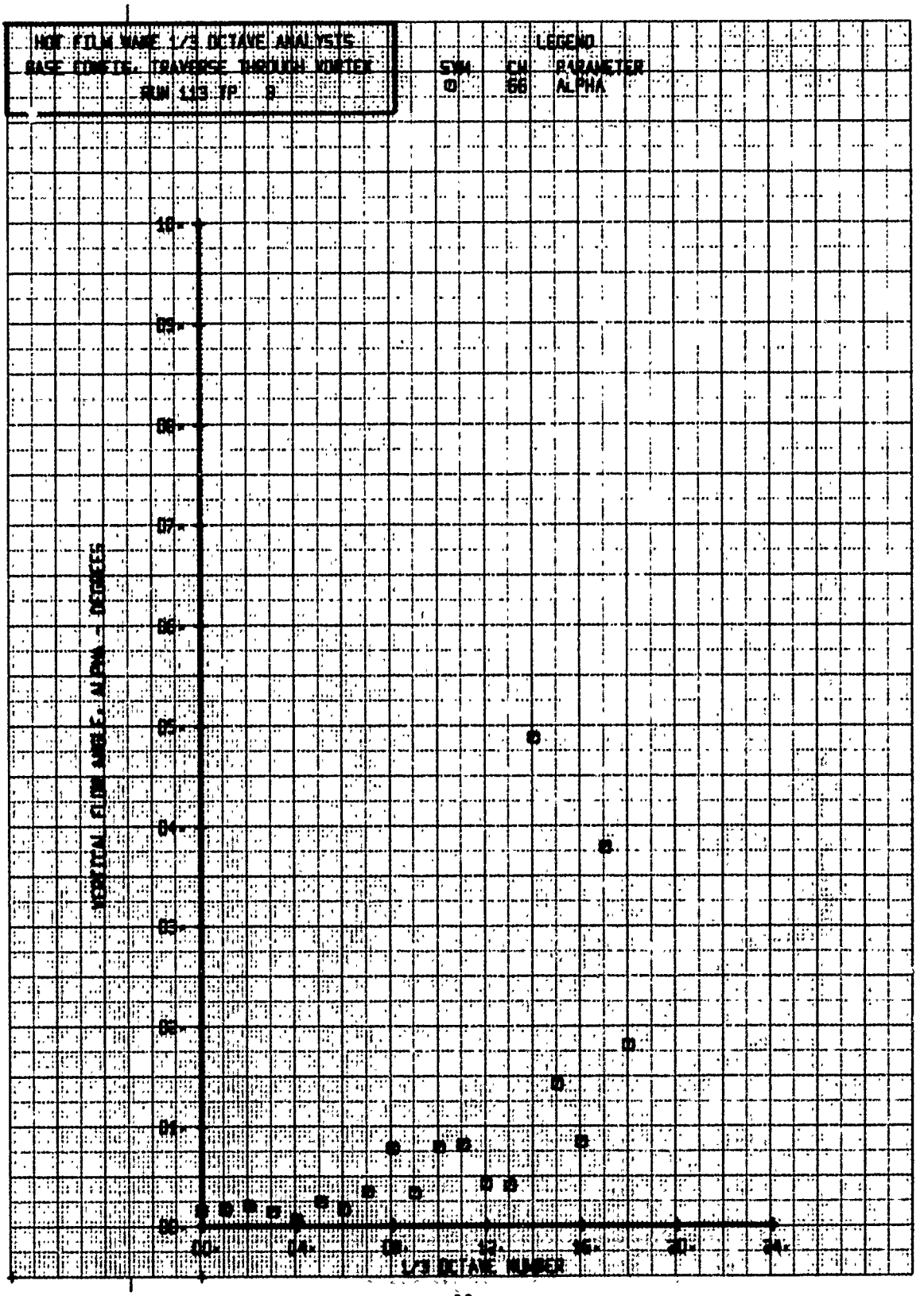
HOT FILM WAKE 1/3 OCTAVE ANALYSIS
BASE CONFIG. TRAVERSE THROUGH VORTEX
RUN 113 TP 8
SYM
CH
66
LEGEND
PARAMETER
ALPHA
10
09
08
07
06
05
04
03
02
01
00
00
04
08
12
16
20
24
1/3 OCTAVE NUMBER
NORMAL FLOW ANGLE-ALPHA - DEGREES

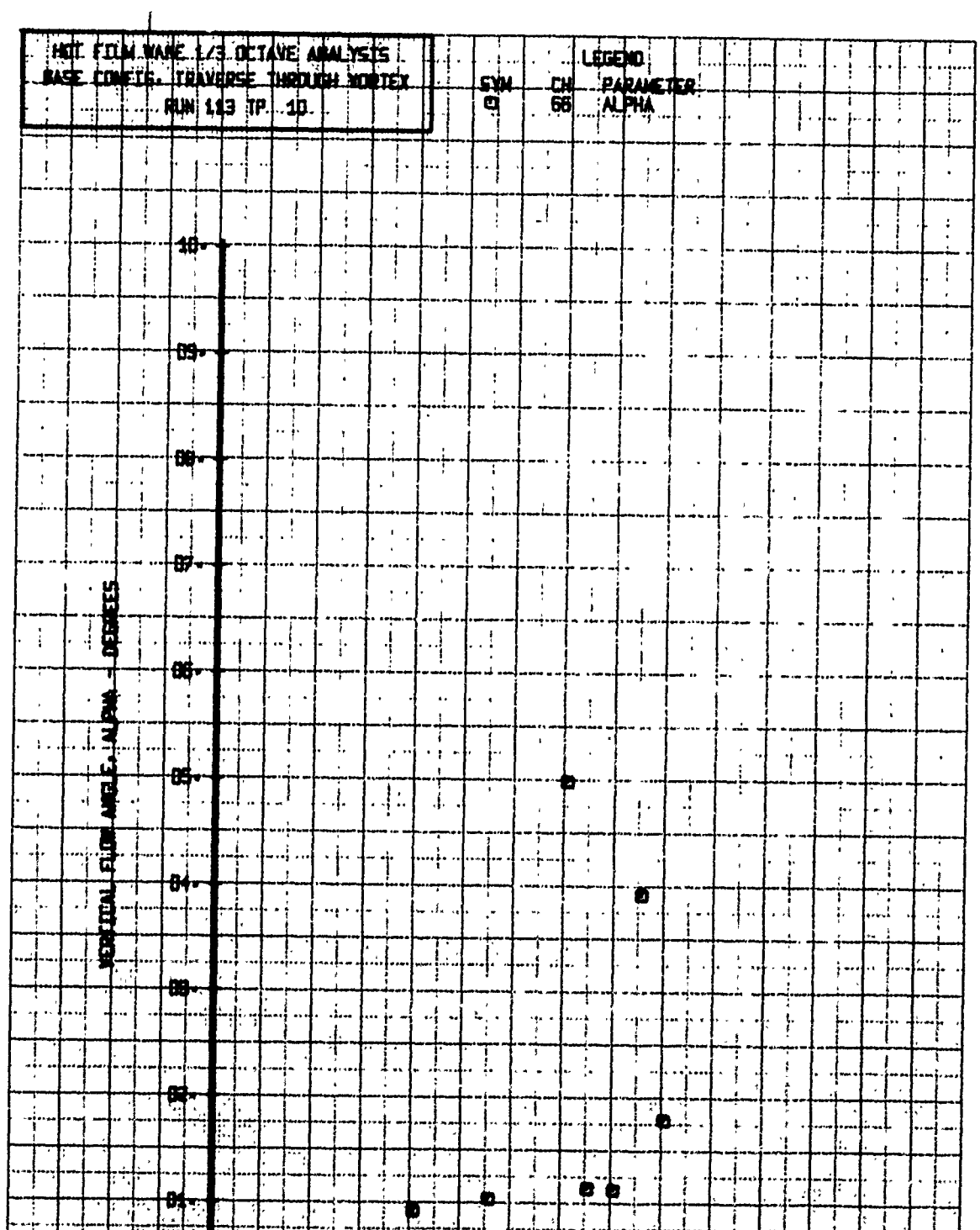
HOT FILM WAKE 1/3 OCTAVE ANALYSIS
BASE CONFIG. TRAVERSE THROUGH VORTEX
RUN 113 TP 10
LEGEND
SYM CH PARAMETER
66 ALPHA
VERTICAL FLOW ANGLE, ALPHA - DEGREES
1/3 OCTAVE NUMBER

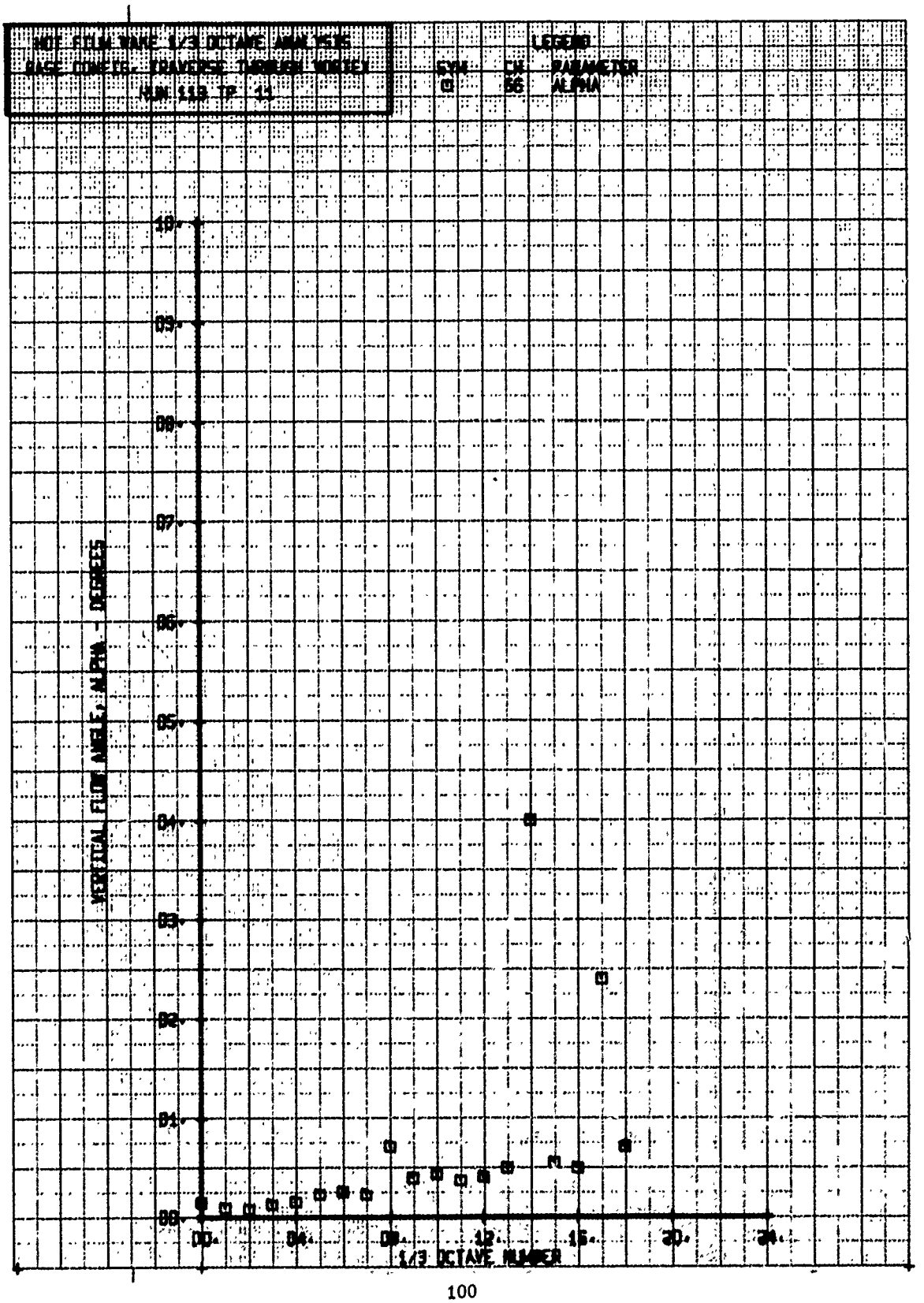
HOT FILM WAKE 1/3 OCTAVE ANALYSIS
RACE CONFIG. TRAVERSE THROUGH VORTEX
RUN 118 TP 11
LEGEND
SYM CH PARAMETER
66 ALPHA
10.
09.
08.
07.
06.
05.
04.
03.
02.
01.
00.
VERTICAL FLOW ANGLE, ALPHA - DEGREES
00.
04.
08.
12.
16.
20.
24.
1/3 OCTAVE NUMBER


HOT FILM WAKE 1/3 OCTAVE ANALYSIS
BASE CONFIG. TRAVERSE THROUGH VORTEX
RUN 113 TP 4
SYM CH PARAMETER
@ 65 BETA
LEGEND
10.
09.
08.
07.
06.
05.
04.
03.
02.
01.
00.
00.
04.
08.
12.
16.
20.
24.
1/3 OCTAVE NUMBER
LATERAL FLOW ANGLE, BETA - DEGREES


HOT FILM WAKE 1/3 OCTAVE ANALYSIS
BASE CONFIG. TRAVERSE THROUGH VORTEX
RUN 113 TP 4
LEGEND
SYM CH PARAMETER
65 BETA
LATERAL FLOW ANGLE, BETA - DEGREES
1/3 OCTAVE NUMBER

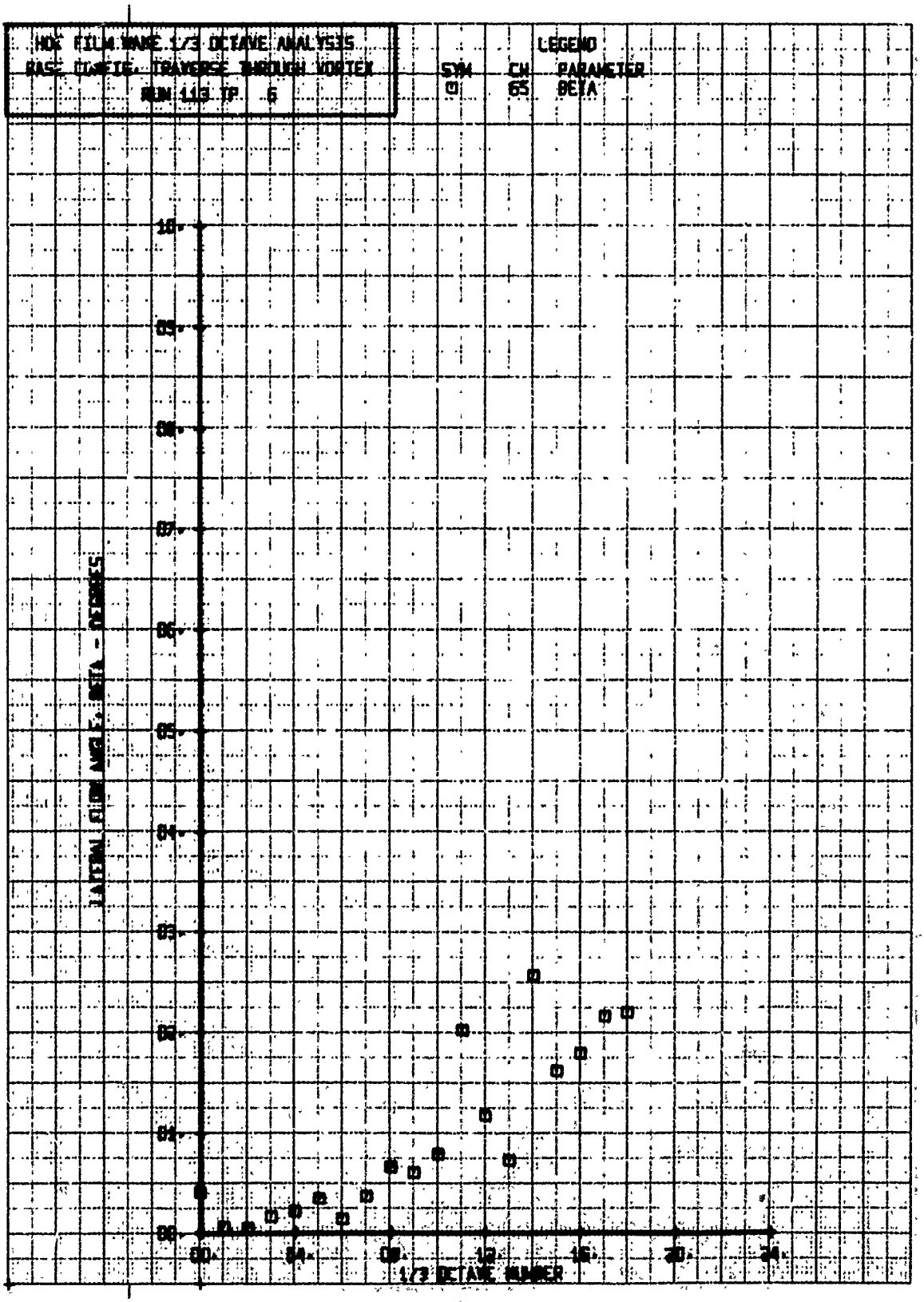
HOT FILM WAKE 1/3 OCTAVE ANALYSIS
BASE CONFIG. TRANSVERSE THROUGH VORTEX
RUN 113 TP 6
LEGEND
SYM CH PARAMETER
65 BETA
1.0
.9
.8
.7
.6
.5
.4
.3
.2
.1
0.0
00.
04.
08.
12.
16.
20.
24.
1/3 OCTAVE NUMBER
RADIAL FLOW ANGLE, BETA - DEGREES




1/3 OCTAVE NUMBER






1/3 OCTAVE NUMBER


1/3 OCTAVE NUMBER



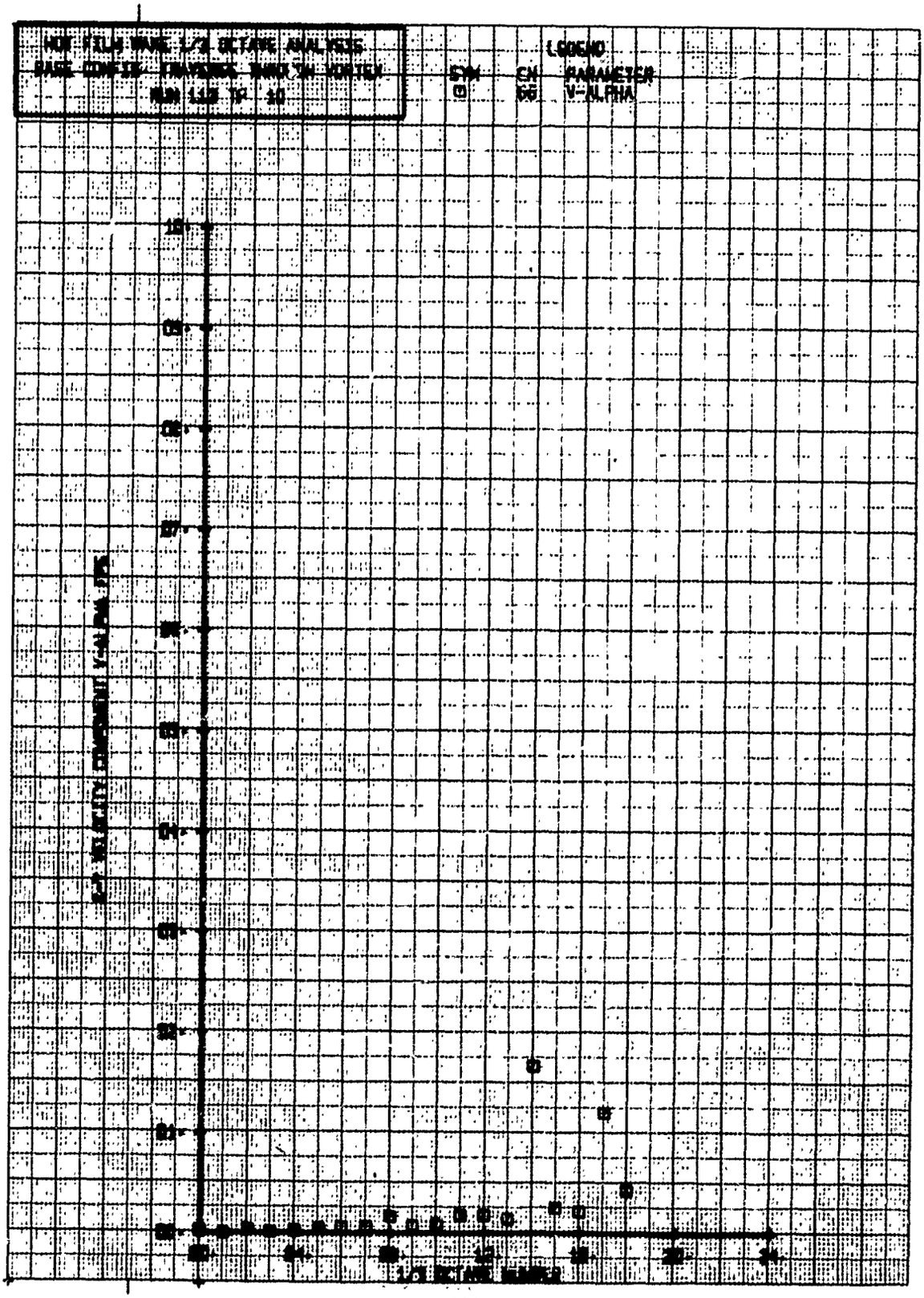
HOT FILM WAKE 1/2 OCTAVE ANALYSIS
LEGEND
SYM CH PARAMETER
V-ALPHA

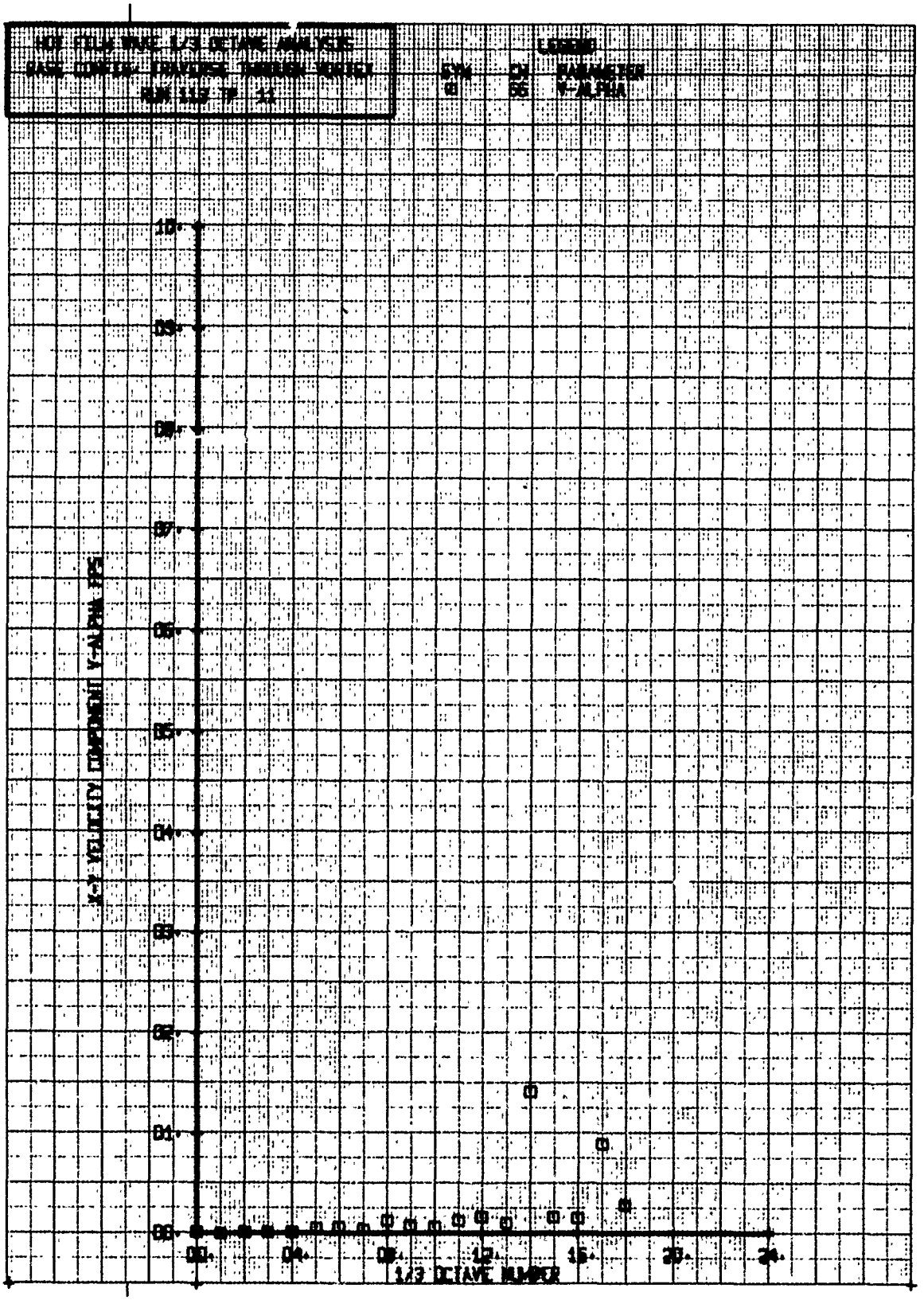
10.
09.
08.
07.
06.
05.
04.
03.
02.
01.
00.
00.
04.
08.
12.
16.
20.
24.
1/3 OCTAVE NUMBER


HOT FILM WAKE 1/3 OCTAVE ANALYSIS
BASE CONFIG. TRAVERSE RANDOM VORTEX
RUN 112 TP 2
LEGEND
SYM CH PARAMETER
65 V-BETA
10.
09.
08.
07.
06.
05.
04.
03.
02.
01.
00.
X-2 VELOCITY COMPONENT V-BETA FPS
04.
08.
12.
16.
20.
24.
1/3 OCTAVE NUMBER




HOT FILM WAKE 1/3 OCTAVE ANALYSIS
BASIC CONFIG. TRAVERSE, RANDOM VORTEX
RUN 110 TP 6
LEGEND
SYM CH PARAMETER
V-BETA


LEGEND
SYM
Y-BETA
1/3 OCTAVE NUMBER

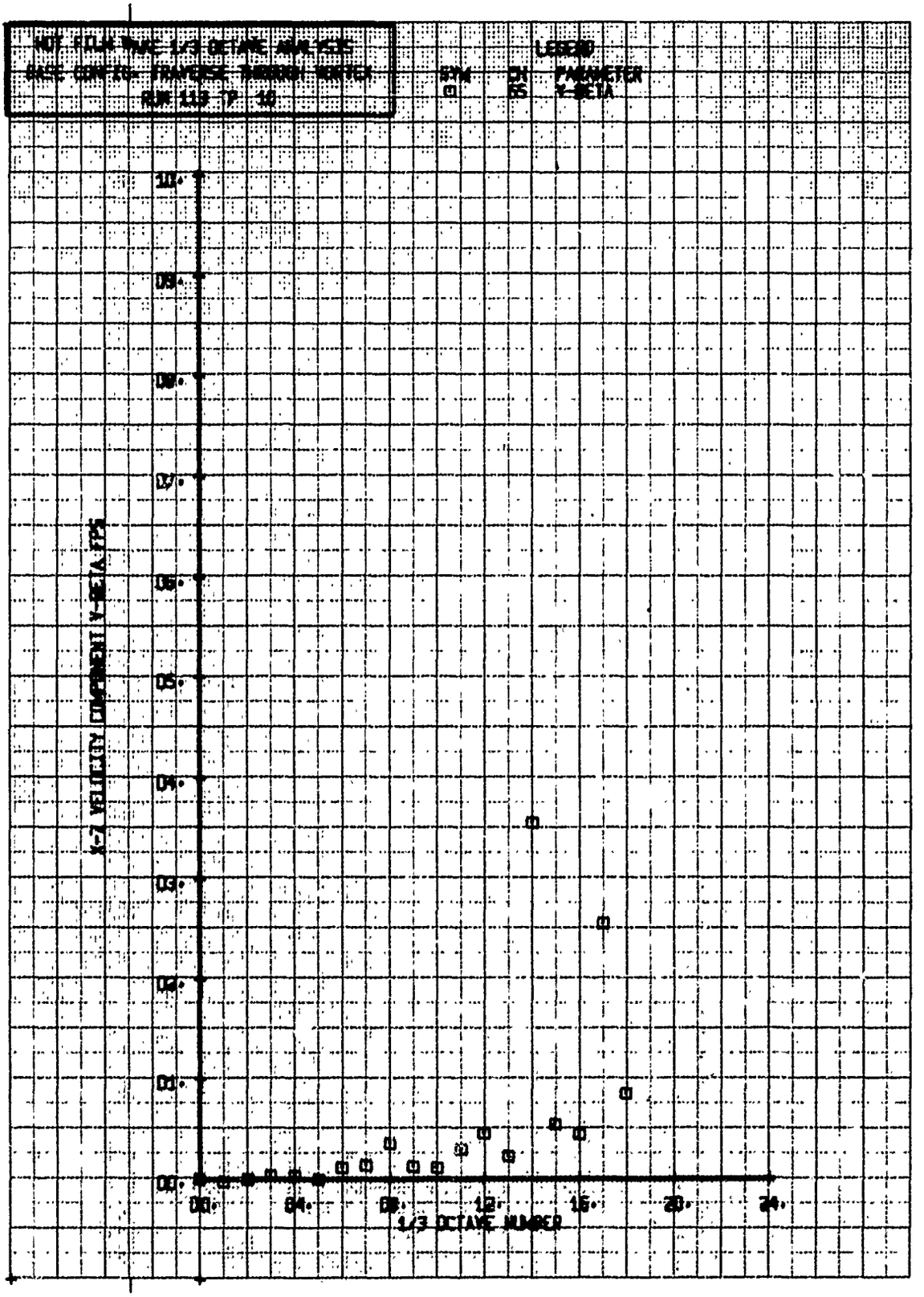
HOT FILM WAKE 1/3 OCTAVE ANALYSIS
BASE CONFIG- TRAVERSE THROUGH VORTEX
RUN 113 TP 10
LEGEND
SYM CH PARAMETER
65 Y-BETA
X-Z VELOCITY COMPONENT Y-BETA FPS
1/3 OCTAVE NUMBER


HOT FILM WAKE 1/2 OCTAVE ANALYSIS
RAGE CONFIG FRAVERSE THROUGH VORTEX
RUN 110 TP 11
LEGEND
SYM CH PARAMETER
65 V-BETA

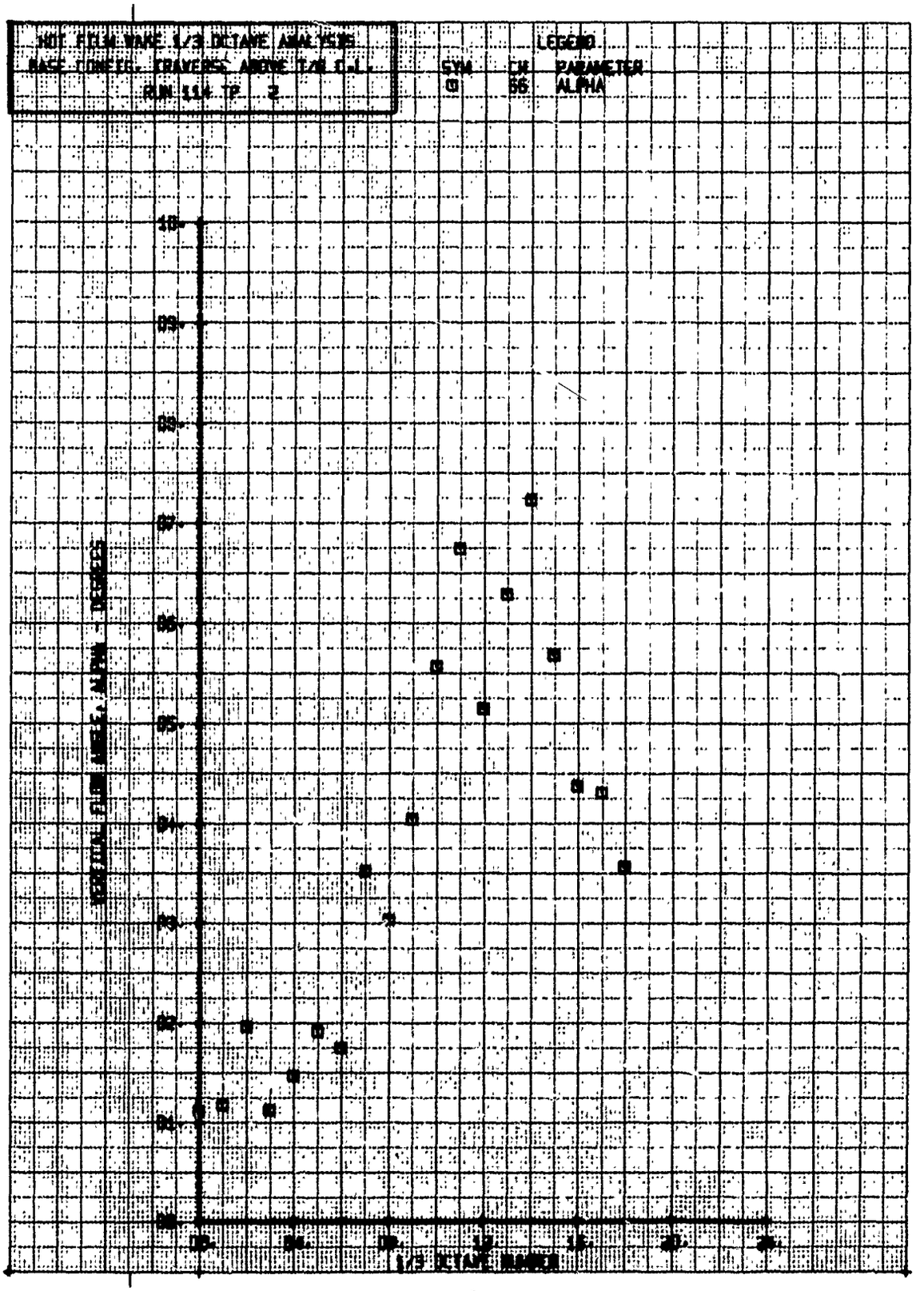
HOT FILM WAKE 1/3 OCTAVE ANALYSIS
BASE CONFIG. TRAVERSE ABOVE T/R C.L.
RUN 114 TP 2
LEGEND
SYM CH PARAMETER
55 ALPHA
1/3 OCTAVE NUMBER


LEGEND
GYM CH PARAMETER
ALPHA
VERTICAL FLOW ANGLE, ALPHA - DEGREES
1/3 OCTAVE NUMBER


HOT FILM WAKE 1/3 OCTAVE ANALYSIS
BASE CONFIG. TRAVERSE ABOVE T/E C.L.
RUN 114 TP 6
LEGEND
SYM CH PARAMETER
66 ALPHA
10.
09.
08.
07.
06.
05.
04.
03.
02.
01.
00.
CRITICAL FLOW ANGLE, ALPHA - DEGREES
00.
04.
08.
12.
16.
20.
24.
1/3 OCTAVE NUMBER


LEGEND
PARAMETER
ALPHA

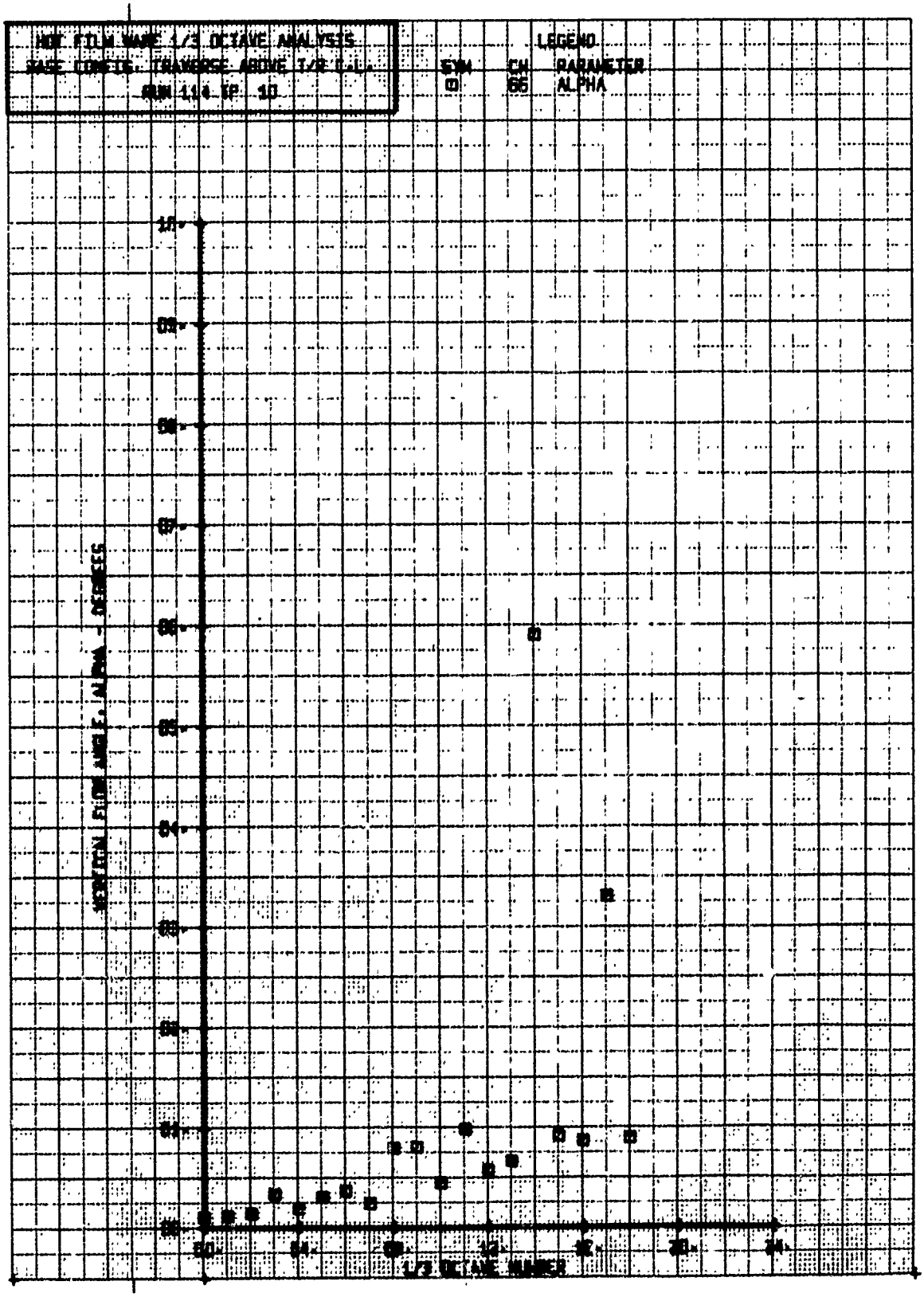
HOT FILM WAKE 1/3 OCTAVE ANALYSIS
BASE CONFIG. TRAVERSE ABOVE T/R C.L.
RUN 114 TP 10
LEGEND
SYM CH PARAMETER
□ 66 ALPHA
1/3 OCTAVE NUMBER

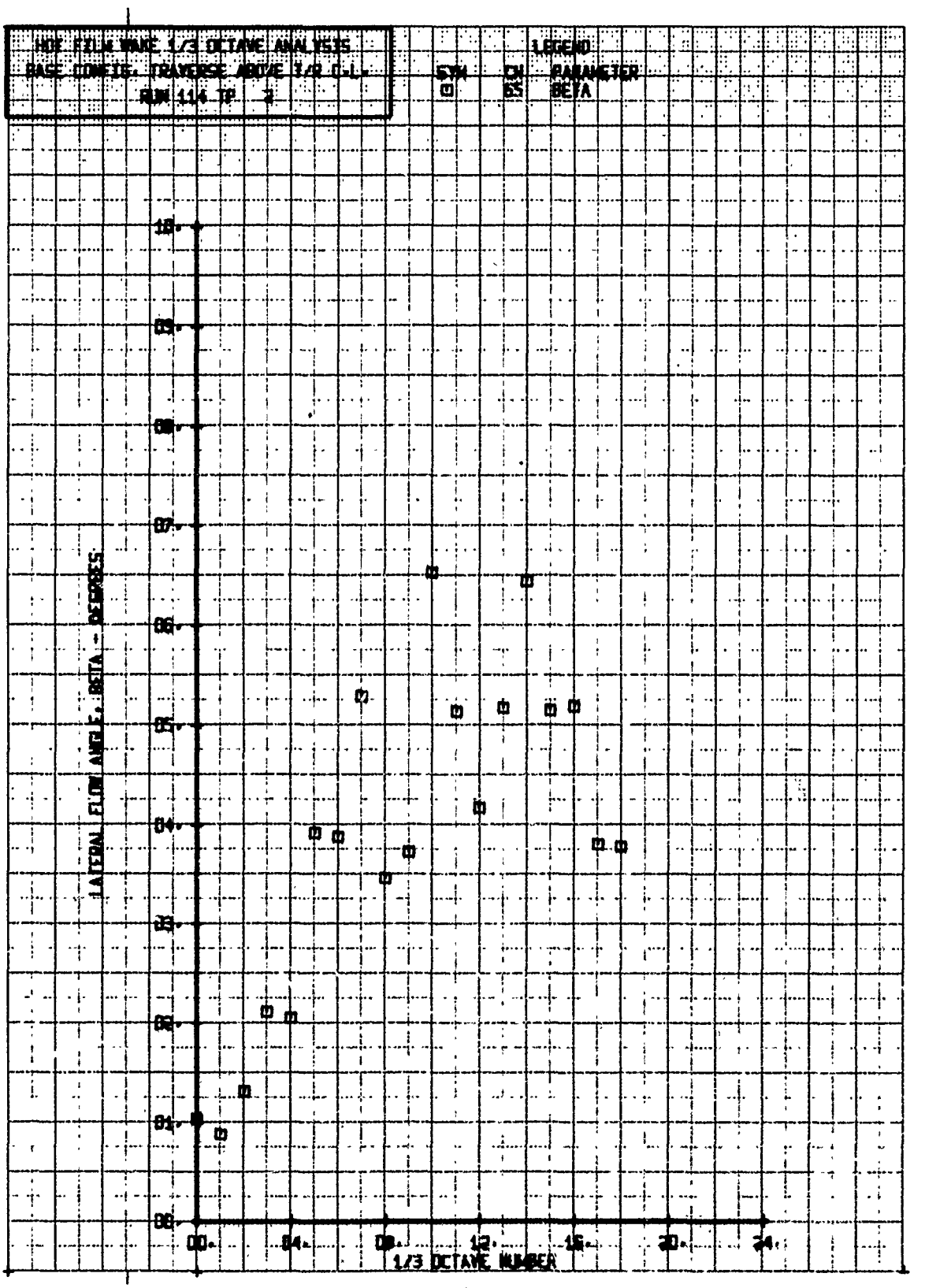
HOT FILM WAKE 1/3 OCTAVE ANALYSIS
BASE CONFIG. TRAVERSE ABOVE 1/2 C.L.
RUN 114 TP 2
LEGEND
SYM CH PARAMETER
BETA
LATERAL FLOW ANGLE, BETA - DEGREES
1/3 OCTAVE NUMBER

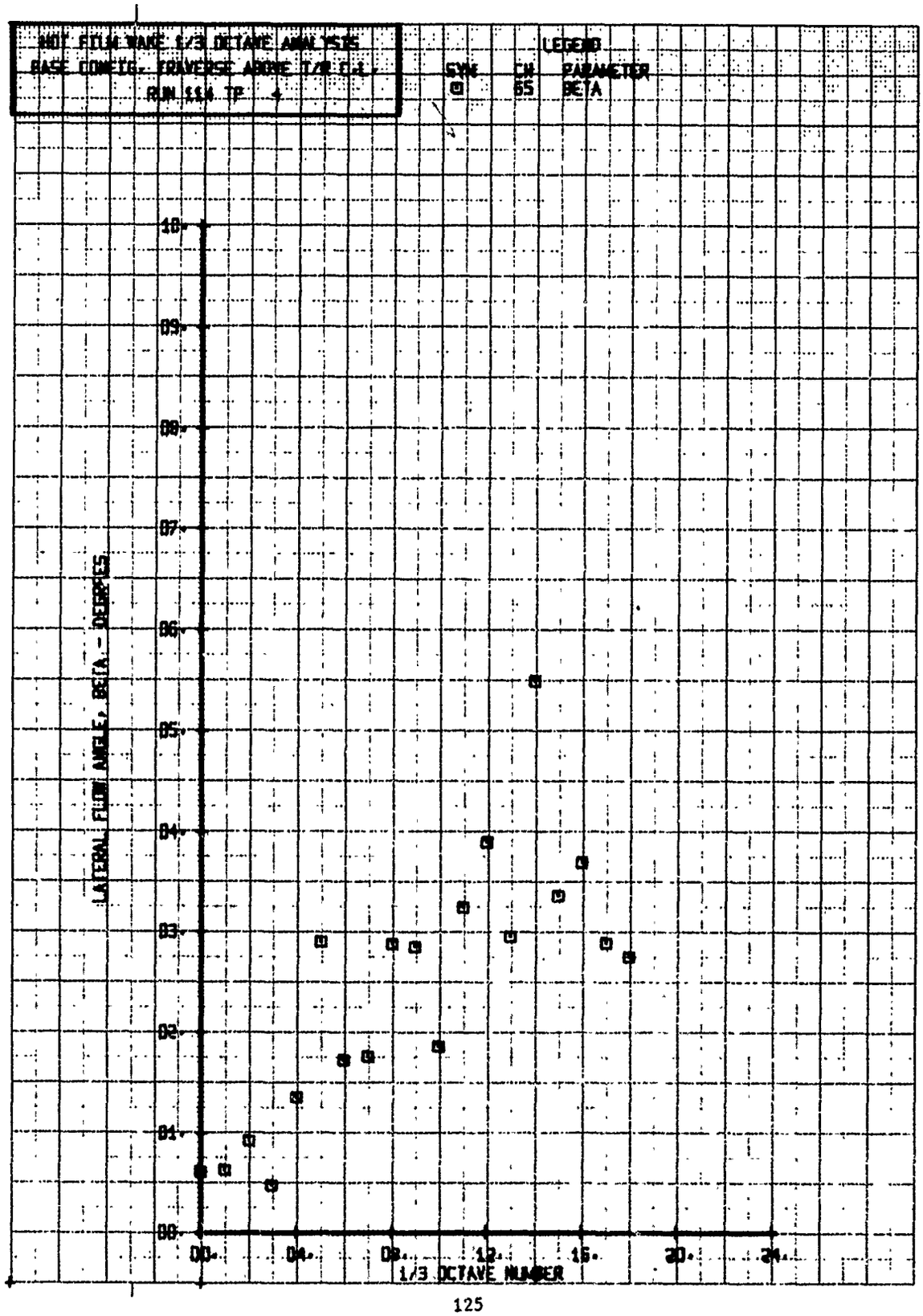
HOT FILM WAKE 1/3 OCTAVE ANALYSIS
BASE CONFIG. TRAVERSE ABOVE T/P C.L.
RUN 114 TP 4
LEGEND
SYM CH PARAMETER
65 BETA
LATERAL FLOW ANGLE, BETA - DEGREES
1/3 OCTAVE NUMBER
00.
04.
08.
12.
16.
20.
24.


HOT FILM WAKE 1/3 OCTAVE ANALYSIS
BASE CONFIG. TRANSVERSE ABOVE I/P C.L.
RUN 114 TP 6
LEGEND
SYM CH PARAMETER
BETA
10.
09.
08.
07.
06.
05.
04.
03.
02.
01.
00.
04.
08.
12.
16.
20.
24.
1/3 OCTAVE NUMBER
FLUCTUATING FLOW ANGLE, BETA - DEGREES


HOT FILM WAKE 1/3 OCTAVE ANALYSIS
BASE CONFIG. TRAVERSE ABOVE T/R C.L.
RUN 114 TP 8
LEGEND
SYM
CH
PARAMETER
65
BETA
10.
09.
08.
07.
06.
05.
04.
03.
02.
01.
00.
LATERAL FLOW ANGLE, BETA - DEGREES
1/3 OCTAVE NUMBER

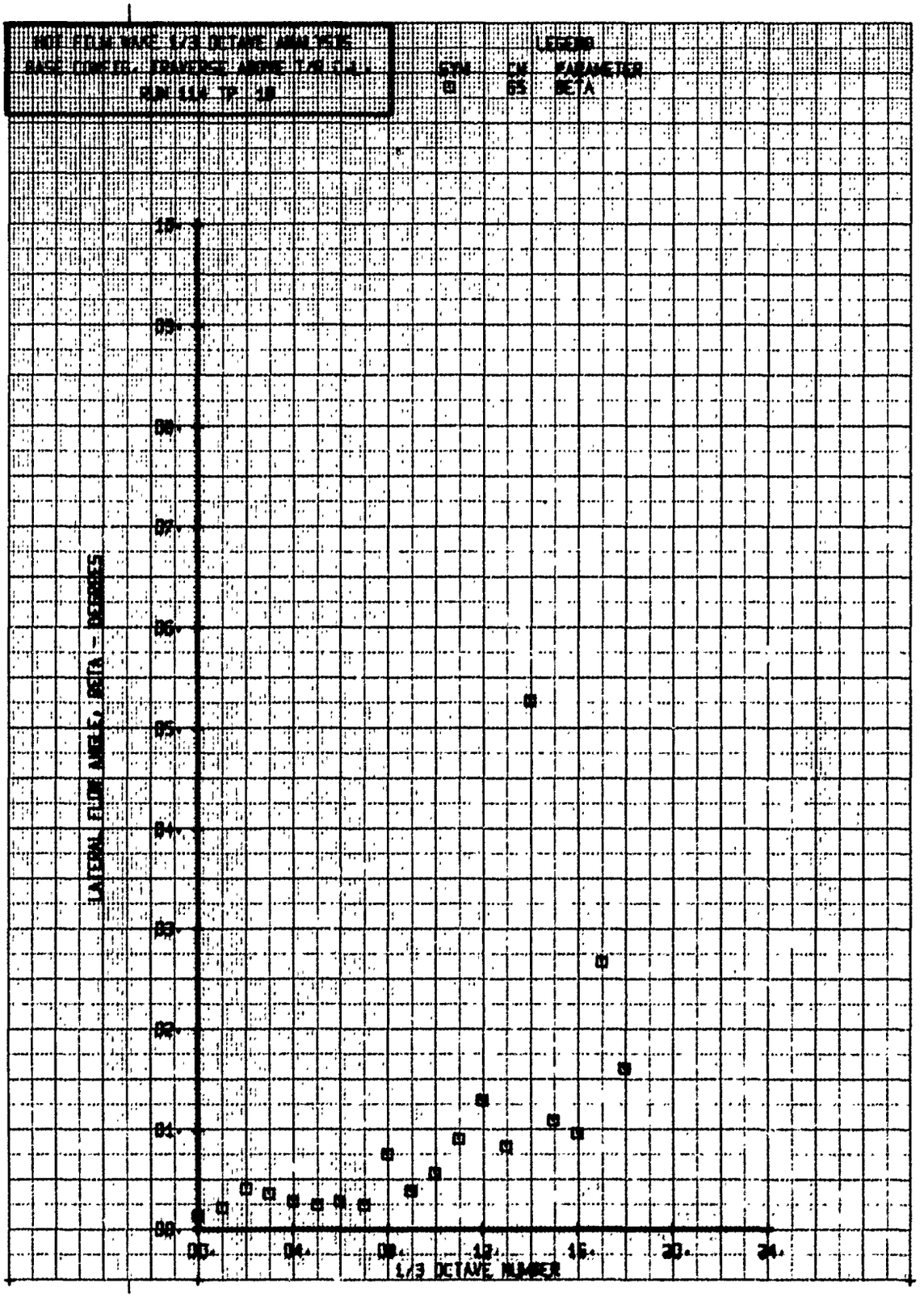
LEGEND
GYM CM PARAMETER
65 BETA
LATERAL FLOW ANGLE, BETA - DEGREES
1/3 OCTAVE NUMBER


HOT FILM WAKE 1/3 OCTAVE ANALYSIS
BASE CONFIG. TRAVERSE ABOVE Y/R C.L.
RUN 114 TP 2
LEGEND
SYM CH PARAMETER
66 V-ALPHA
X-Y VELOCITY COMPONENT V-ALPHA FPS
1/3 OCTAVE NUMBER


LEGEND
PARAMETER
N-ALPHA


HOT FILM WAKE 1/3 OCTAVE ANALYSIS
BASE CONFIG. TRAVERSE ABOVE T/R C.L.
RUN 114 TP -6
LEGEND
SYM CH PARAMETER
@ 66 Y-ALPHA
10.
09.
08.
07.
06.
05.
04.
03.
02.
01.
00.
.04.
.08.
.12.
.16.
.20.
.24.
1/3 OCTAVE NUMBER


HOT FILM RMS 1/3 OCTAVE ANALYSIS
RUN 114 TP 9
LEGEND
SYM DX PARAMETER
G 66 V-ALPHA
.10
.09
.08
.07
.06
.05
.04
.03
.02
.01
.00
X-Y VELOCITY COMPONENT V-ALPHA RPS
00.
04.
08.
12.
16.
20.
24.
1/3 OCTAVE NUMBER


HOT FILM WAKE 1/3 OCTAVE ANALYSIS
BASE CONFIG. TRAVERSE ABOVE T/E C.L.
RUN 114 TP 10
LEGEND
SYM CH PARAMETER
□ 66 V-ALPHA
X-Y VELOCITY COMPONENT V-ALPHA RPS
1/3 OCTAVE NUMBER
10.
09.
08.
07.
06.
05.
04.
03.
02.
01.
00.
00.
04.
08.
12.
16.
20.
24.


HOT FILM WAKE 1/3 OCTAVE ANALYSIS
BASE CONFIG. TRAVERSE ABOVE T/R C.L.
RUN 114 TP 2
LEGEND
SYM CH PARAMETER
55 V-BETA
X-Z VELOCITY COMPONENT V-BETA FPS
1/3 OCTAVE NUMBER

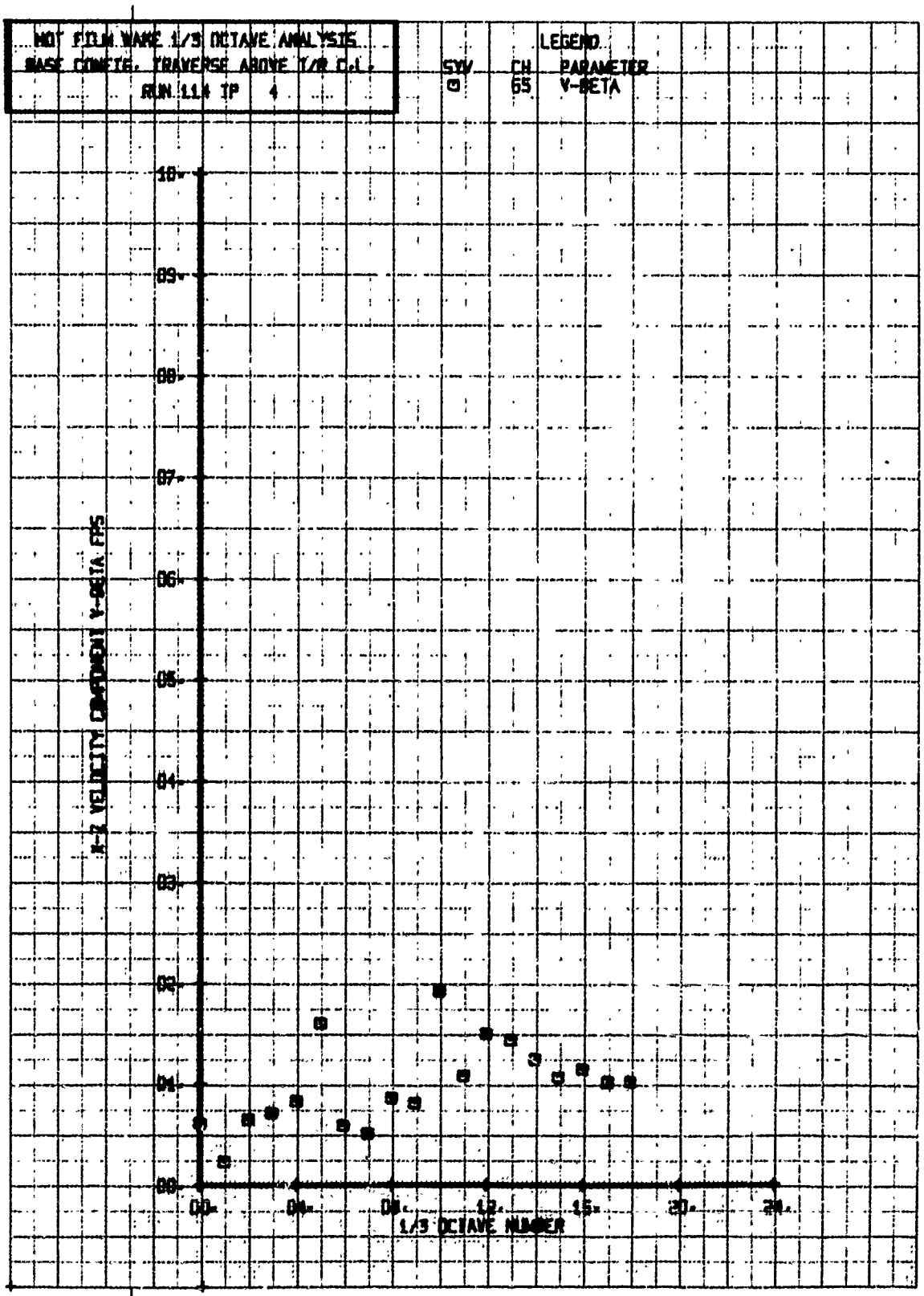
HOT FILM WAKE 1/3 OCTAVE ANALYSIS
BASE CONFIG. TRAVERSE ABOVE T/R C.L.
RUN 114 TP 4
LEGEND
SYM CH PARAMETER
65 V-BETA
10.
09.
08.
07.
06.
05.
04.
03.
02.
01.
00.
00. 04. 08. 12. 16. 20. 24.
1/3 OCTAVE NUMBER
1/3 VELOCITY SPECTRUM V-BETA FPS

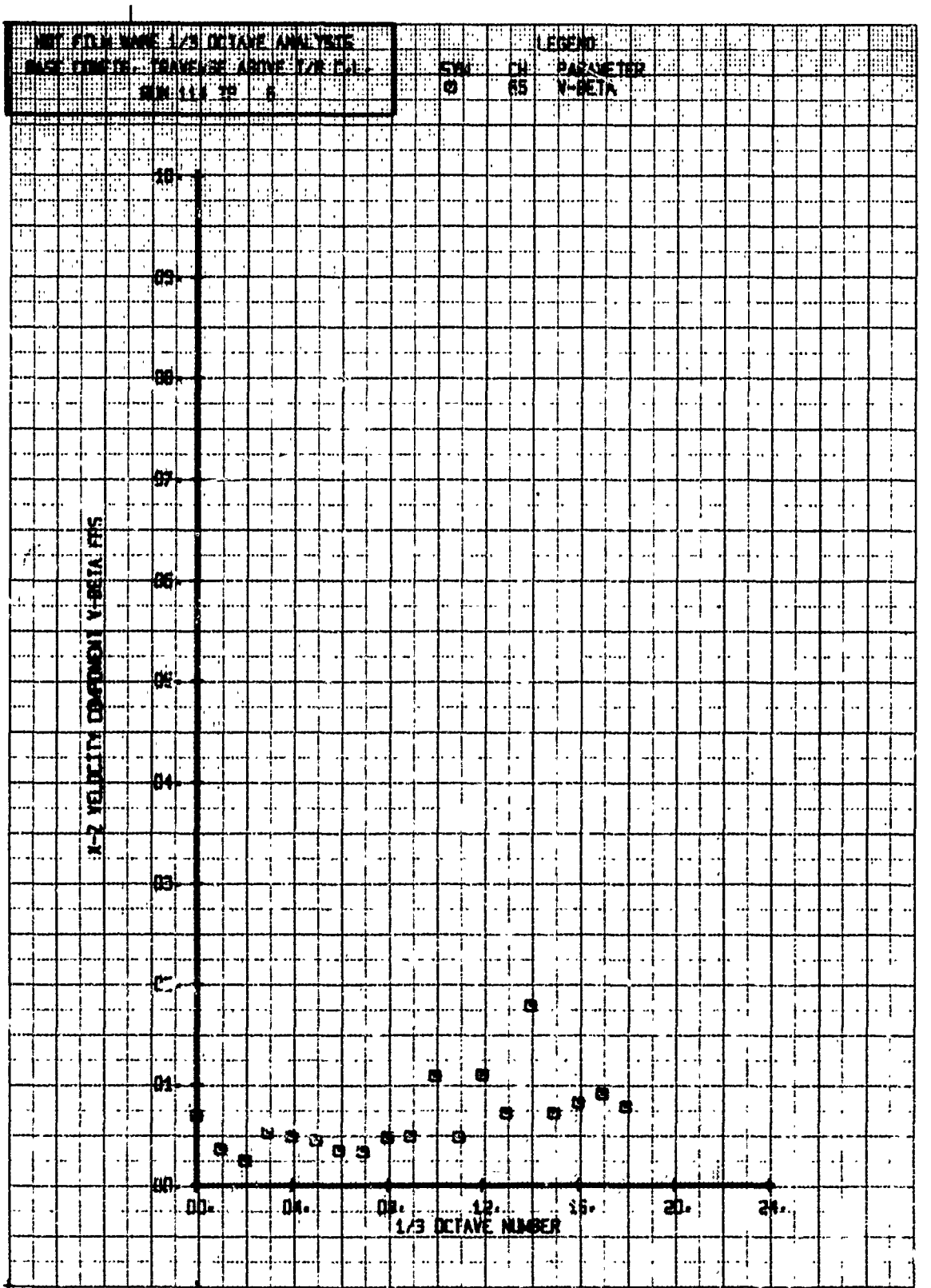
LEGEND
SYM CH PARAMETER
0 65 V-BETA
X-Z VELOCITY COMPONENT V-BETA FPS
00.
04.
08.
12.
16.
20.
24.
1/3 OCTAVE NUMBER

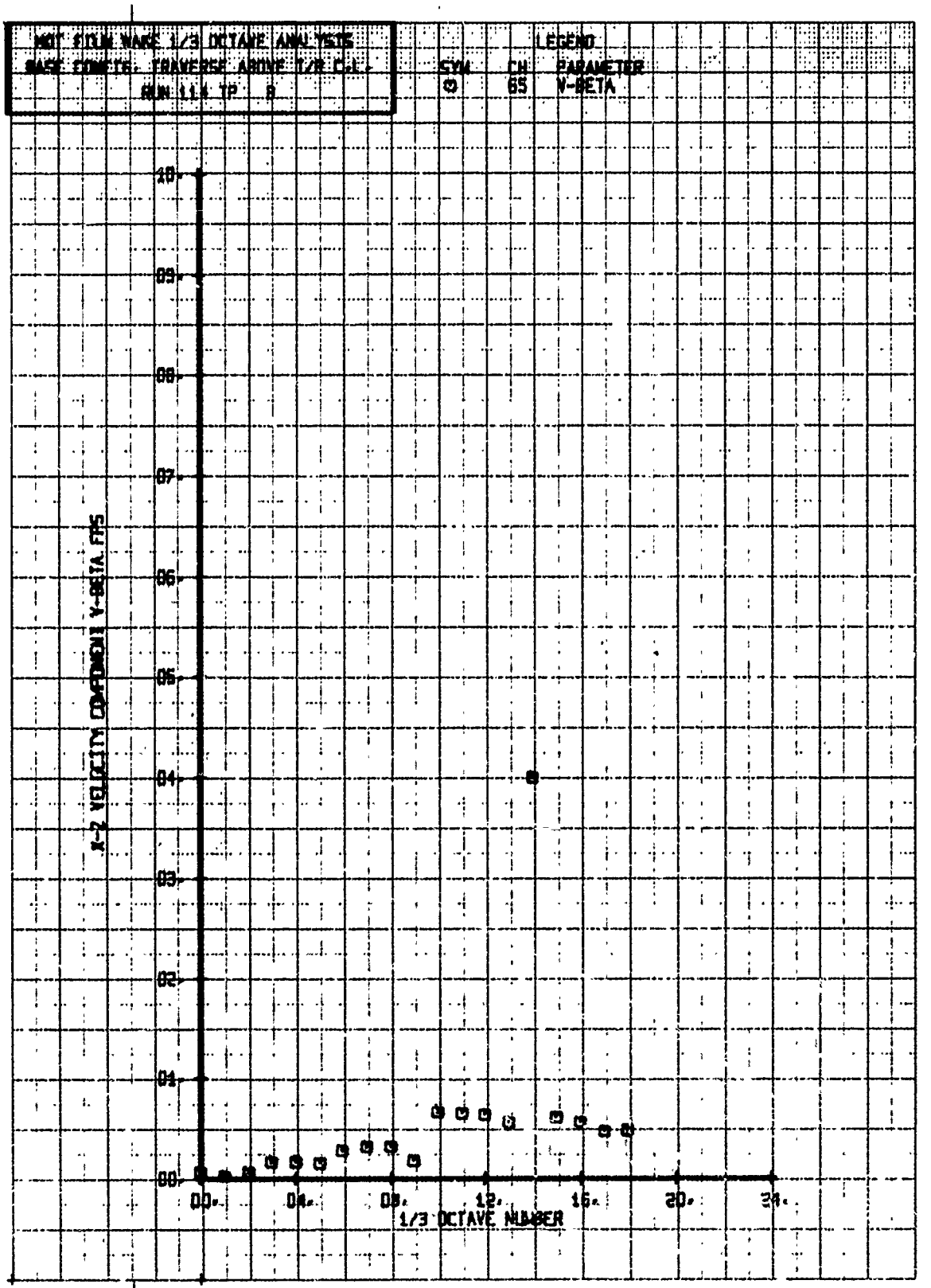
HOT FILM WAKE 1/3 OCTAVE ANALYSIS
WAKE SURVEY, TRAVERSE ABOVE T/R C.L.
RUN LL4 TP 8
LEGEND
SYM CH PARAMETER
65 V-BETA
10.
09.
08.
07.
06.
05.
04.
03.
02.
01.
00.
00.
04.
08.
12.
16.
20.
24.
1/3 OCTAVE NUMBER
X-Z VELOCITY COMPONENT V-BETA, FPS


HOT FILM WAKE 1/3 OCTAVE ANALYSIS
BASE CONFIG. TRAVERSE ABOVE T/R C.L.
RUN 114 TP 18
LEGEND
SYM CH PARAMETER
65 V-BETA
1.0
.9
.8
.7
.6
.5
.4
.3
.2
.1
0.
1/3 OCTAVE NUMBER

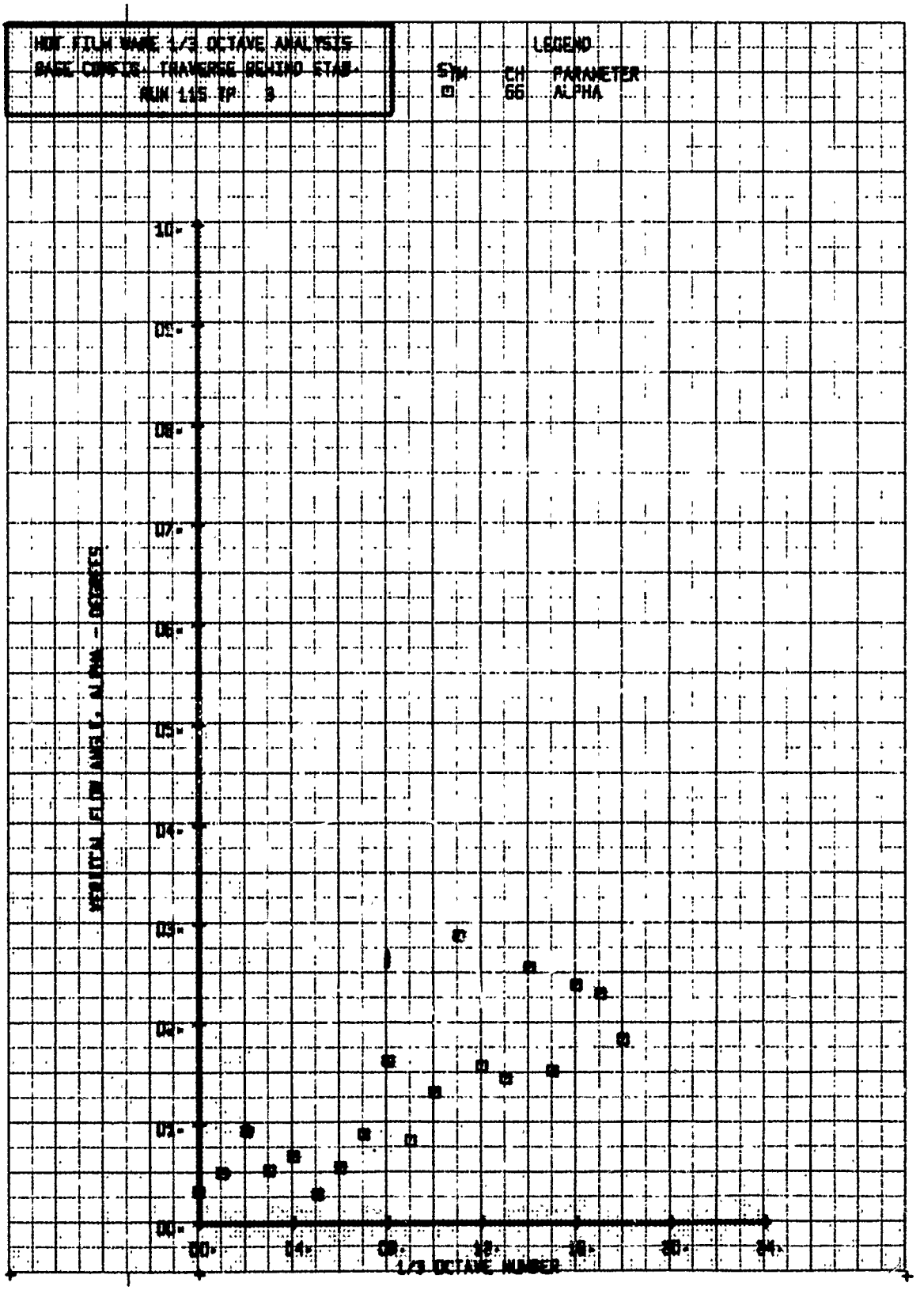
HOT FILM BASE 1/3 OCTAVE ANALYSIS
BASE CONFIG. TRAVERSE BEHIND STAB.
RUN 115 TP 3
LEGEND
SYM CH PARAMETER
66 ALPHA
10.
09.
08.
07.
06.
05.
04.
03.
02.
01.
00.
00.
04.
08.
12.
16.
20.
24.
1/3 OCTAVE NUMBER
RESULTANT FLOW ANGLE, ALPHA - DEGREES



HOT FILM WAKE 1/3 OCTAVE ANALYSIS
BASE CONFIG. TRAVERSE BEHIND STAB.
RUN 115 TP 4
LEGEND
SYM CH PARAMETER
66 ALPHA
VERTICAL FLOW ANGLE, ALPHA - DEGREES
1/3 OCTAVE NUMBER

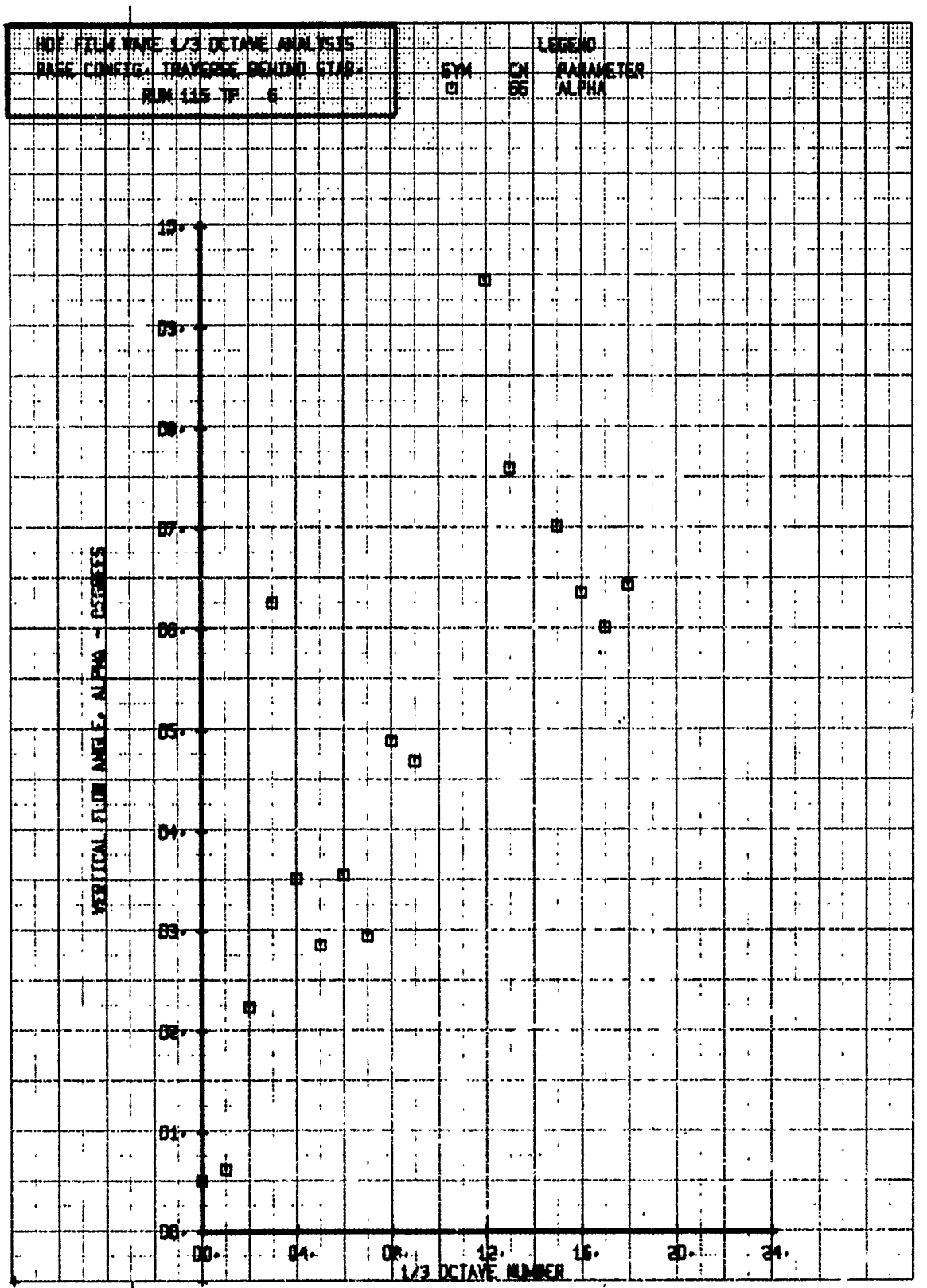
HOT FILM WAKE 1/3 OCTAVE ANALYSIS
RAGE CONFIG. TRAVERSE ROUND STAB.
RUN 115 TP 6
LEGEND
SYM CH PARAMETER
6 66 ALPHA
VERTICAL FLOW ANGLE, ALPHA - DEGREES
1/3 OCTAVE NUMBER

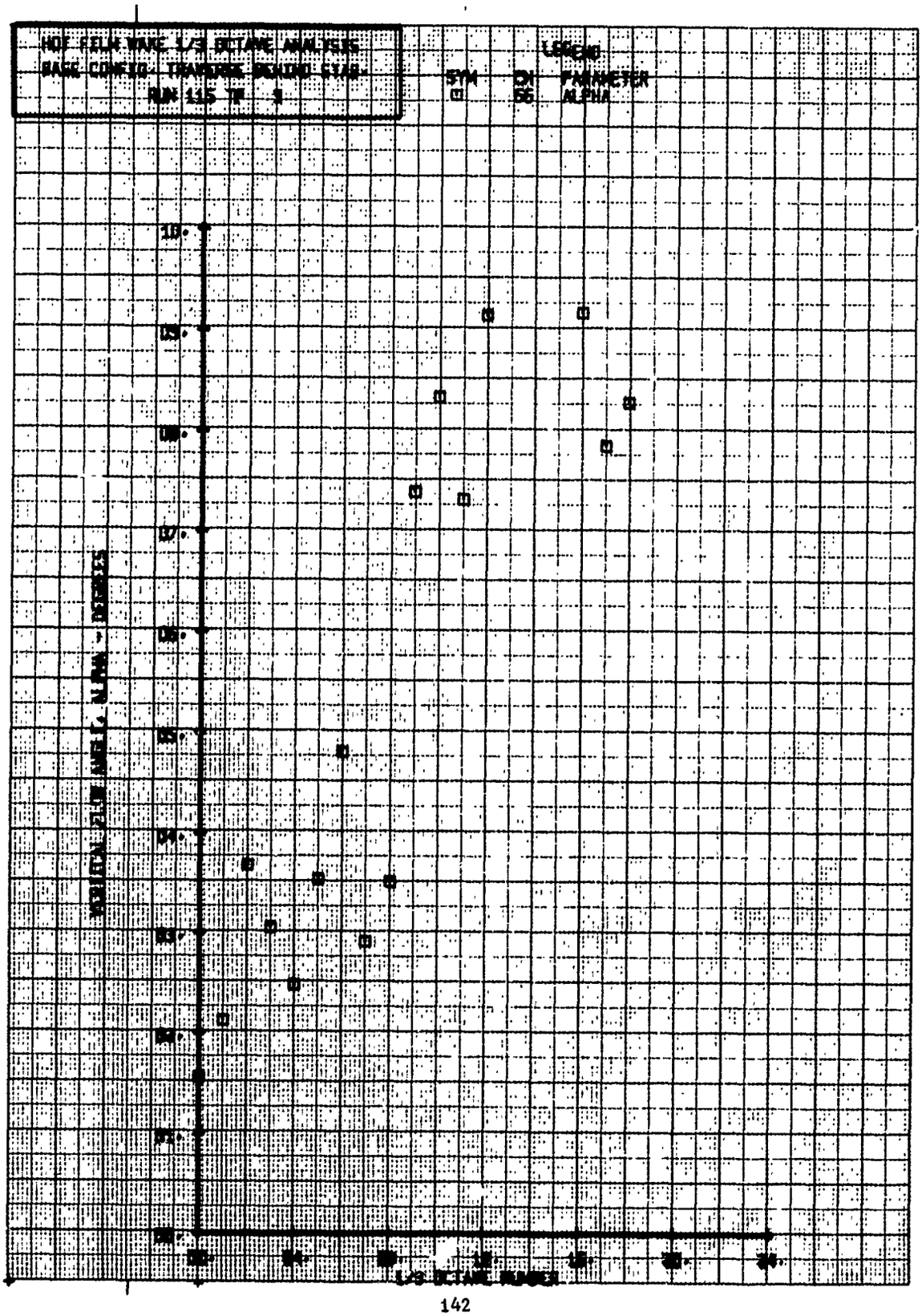
HOT FILM WAKE 1/3 OCTAVE ANALYSIS
BASE CONFIG. TRANSPOSE BEHIND STAB.
RUN 115 TR 1
LEGEND
SYM DI PARAMETER
55 ALPHA
MEAN FLOW ANGLE, ALPHA - DEGREES
1/3 OCTAVE NUMBER


HOT FILM WAKE 1/3 OCTAVE ANALYSIS
BASE CONFIG. TRAVERSE BEHIND STAB.
RUN 115 TP 10
LEGEND
STN CH PARAMETER
8 66 ALPHA
10.
09.
08.
07.
06.
05.
04.
03.
02.
01.
00.
00. 04. 08. 12. 16. 20. 24.
VERTICAL FLOW ANGLE, ALPHA - DEGREES
1/3 OCTAVE NUMBER

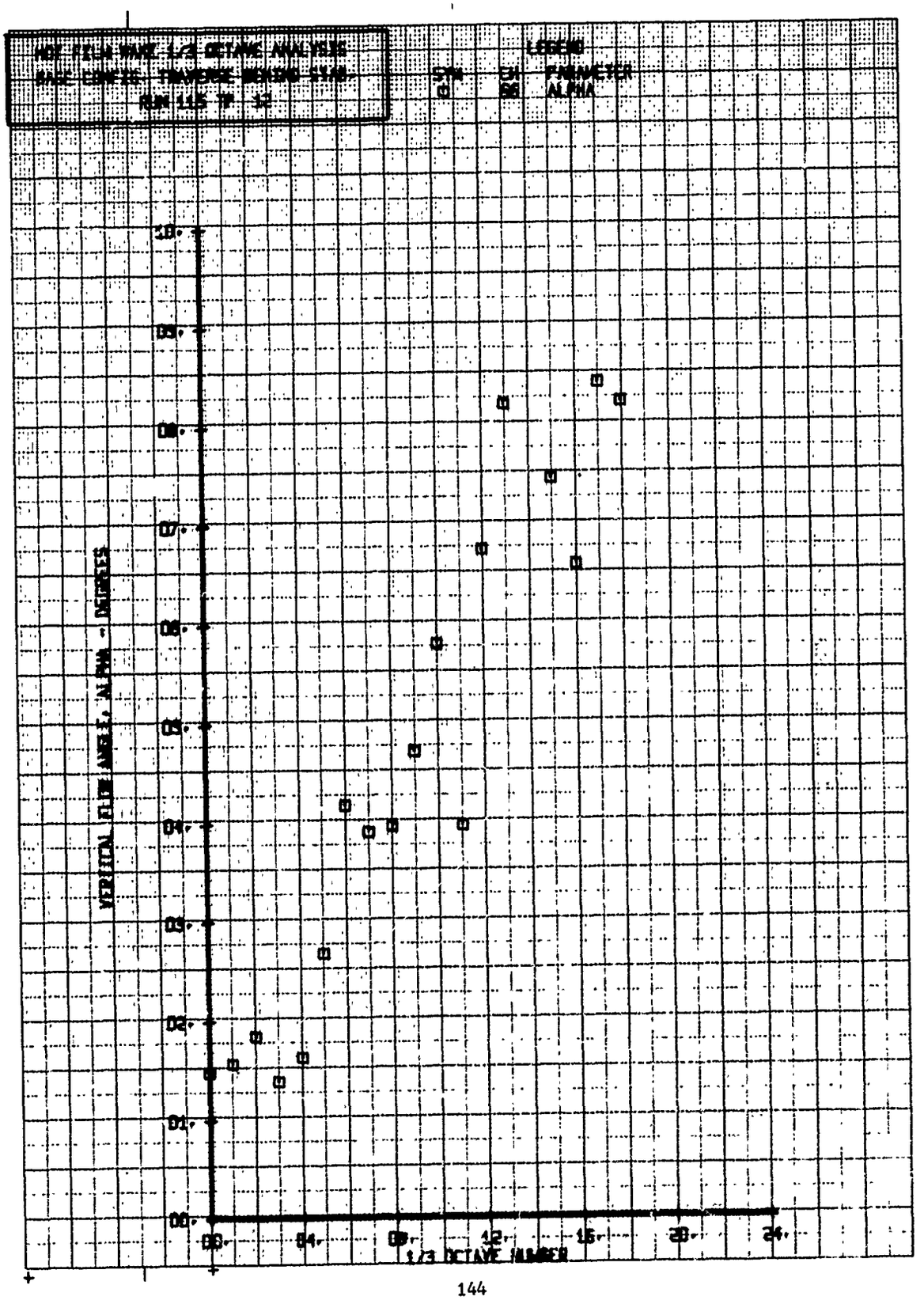
HOT FILM WAKE 1/3 OCTAVE ANALYSIS
BASE CONFIG. TRAVERSE BEHIND STAB.
RUN 115 TP 12
LEGEND
SYM CH PARAMETER
ALPHA
VERTICAL FLOW ANGLE, ALPHA - DEGREES
1/3 OCTAVE NUMBER

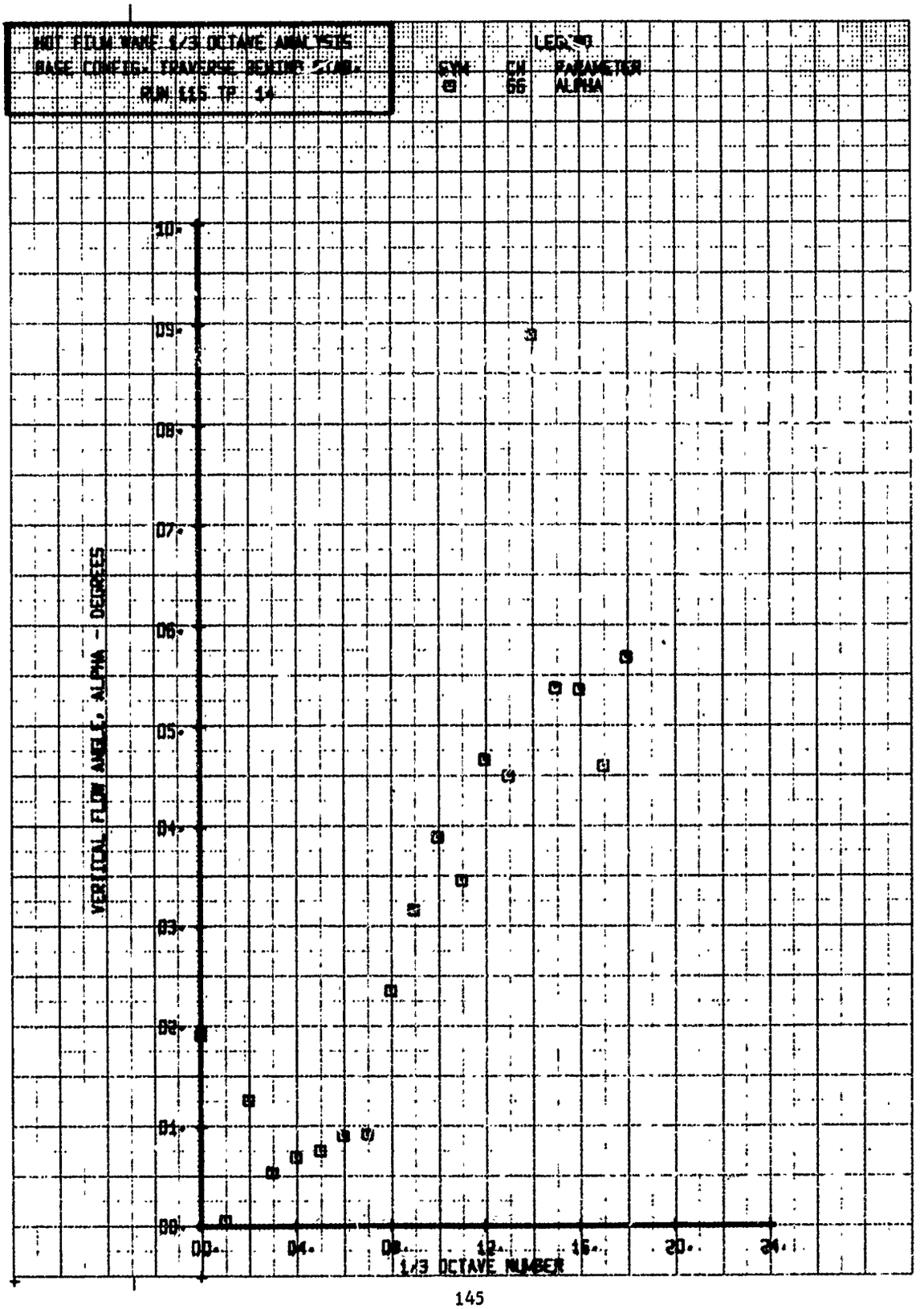
HOT FILM WAKE 1/3 OCTAVE ANALYSIS
BASE CONFIG. TRAVERSE BEHIND STAB.
RUN 115 TP 14
LEGEND
SYM CH PARAMETER
66 ALPHA
VERTICAL FLOW ANGLE, ALPHA - DEGREES
1/3 OCTAVE NUMBER
00.
04.
08.
12.
16.
20.
24.
01.
02.
03.
04.
05.
06.
07.
08.
09.
10.


HOT FILM WAKE 1/3 OCTAVE ANALYSIS
BASE CONFIG- TRAVERSE NORMAL STAB.
RUN 115 TP 15
LEGEND
STM
CH
PARAMETER
ALPHA

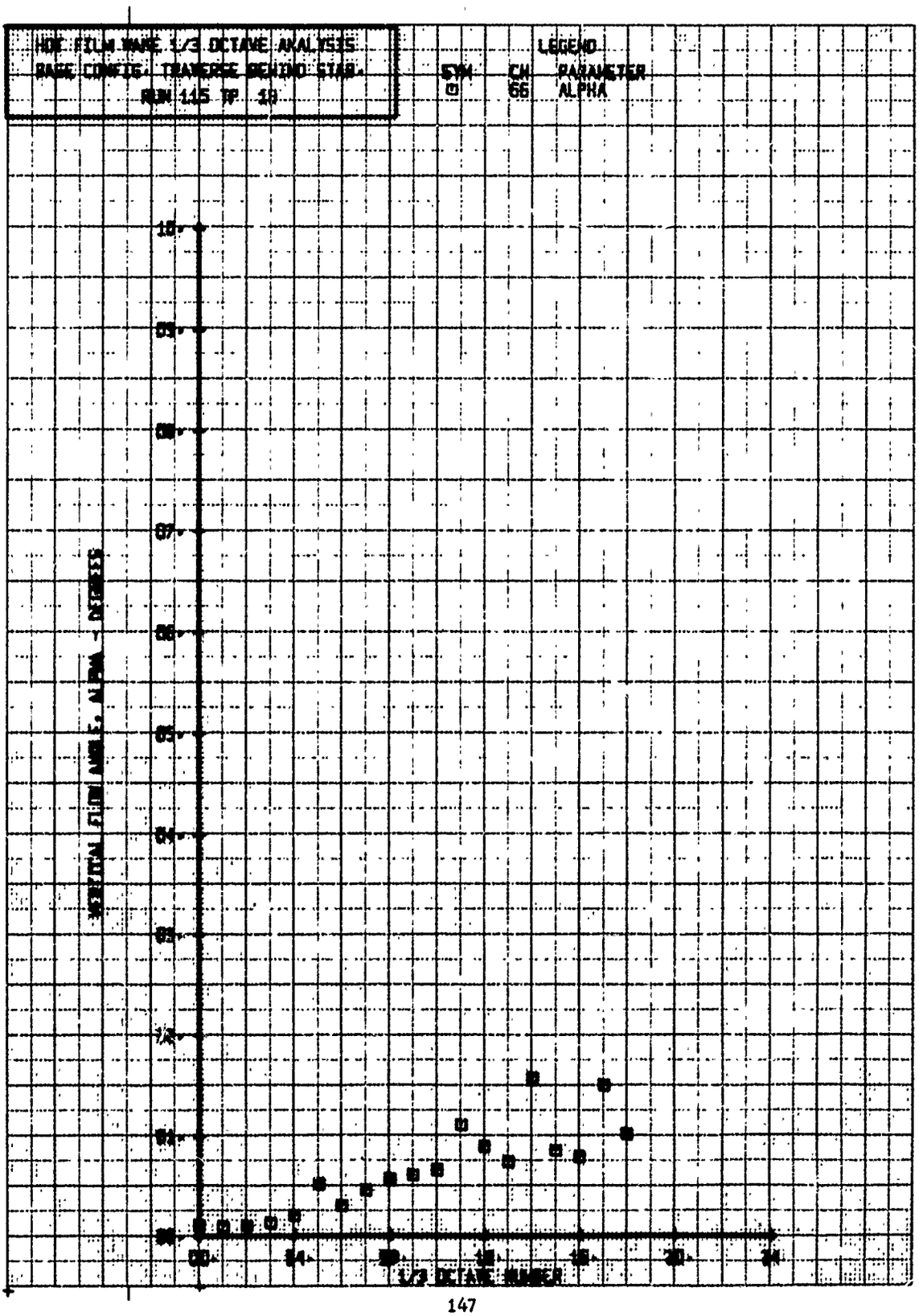
HOT FILM WAKE 1/3 OCTAVE ANALYSIS
BASE CONFIG. TRAVERSE BEHIND STAB.
RUN 115 TP 18
LEGEND
SYM CH PARAMETER
66 ALPHA
VERTICAL FLOW ANGLE, ALPHA - DEGREES
1/3 OCTAVE NUMBER

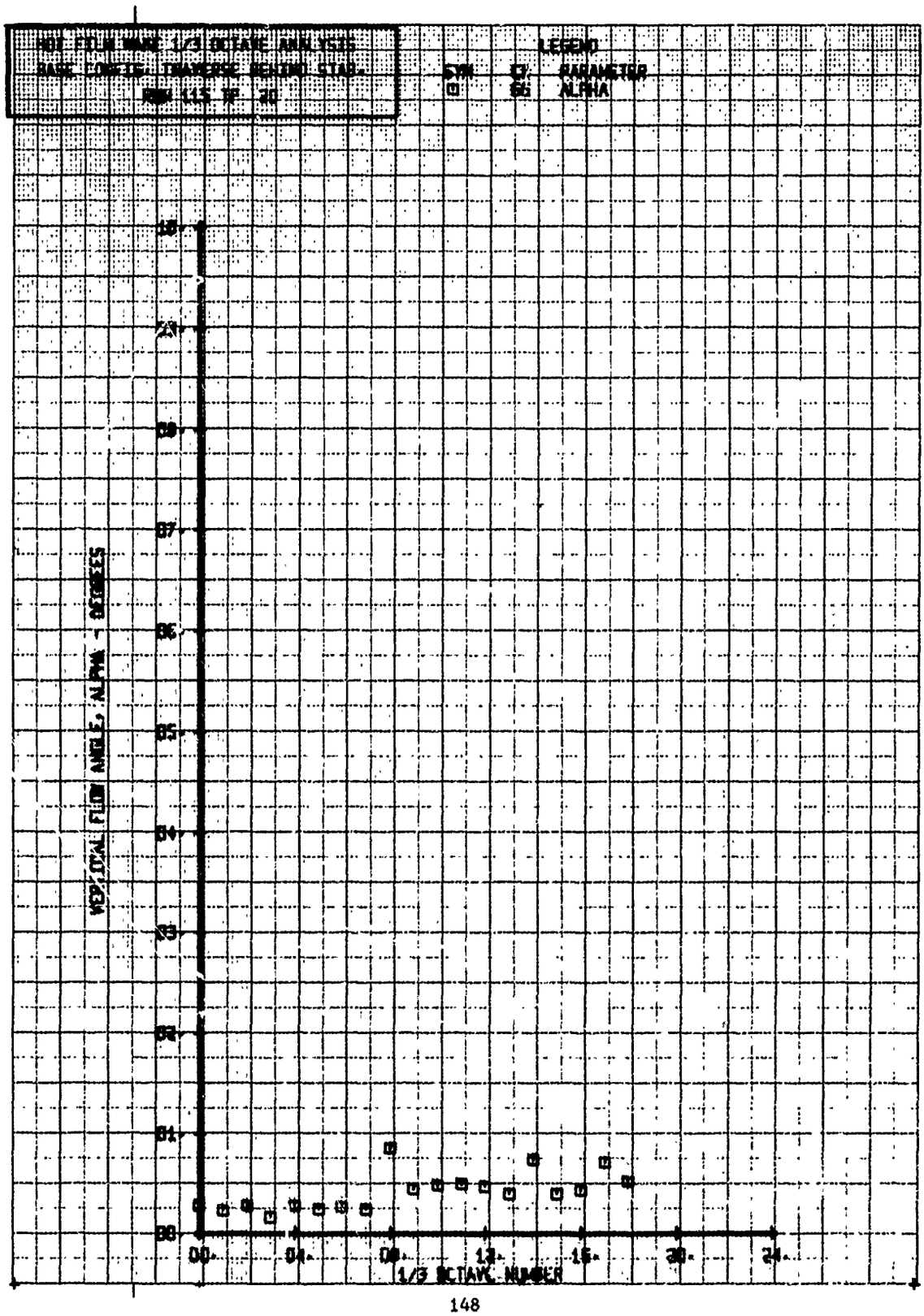
LEGEND
SYM ID PARAMETER
ALPHA
VERTICAL FLOW ANGLE, ALPHA - DEGREES
1/3 OCTAVE NUMBER

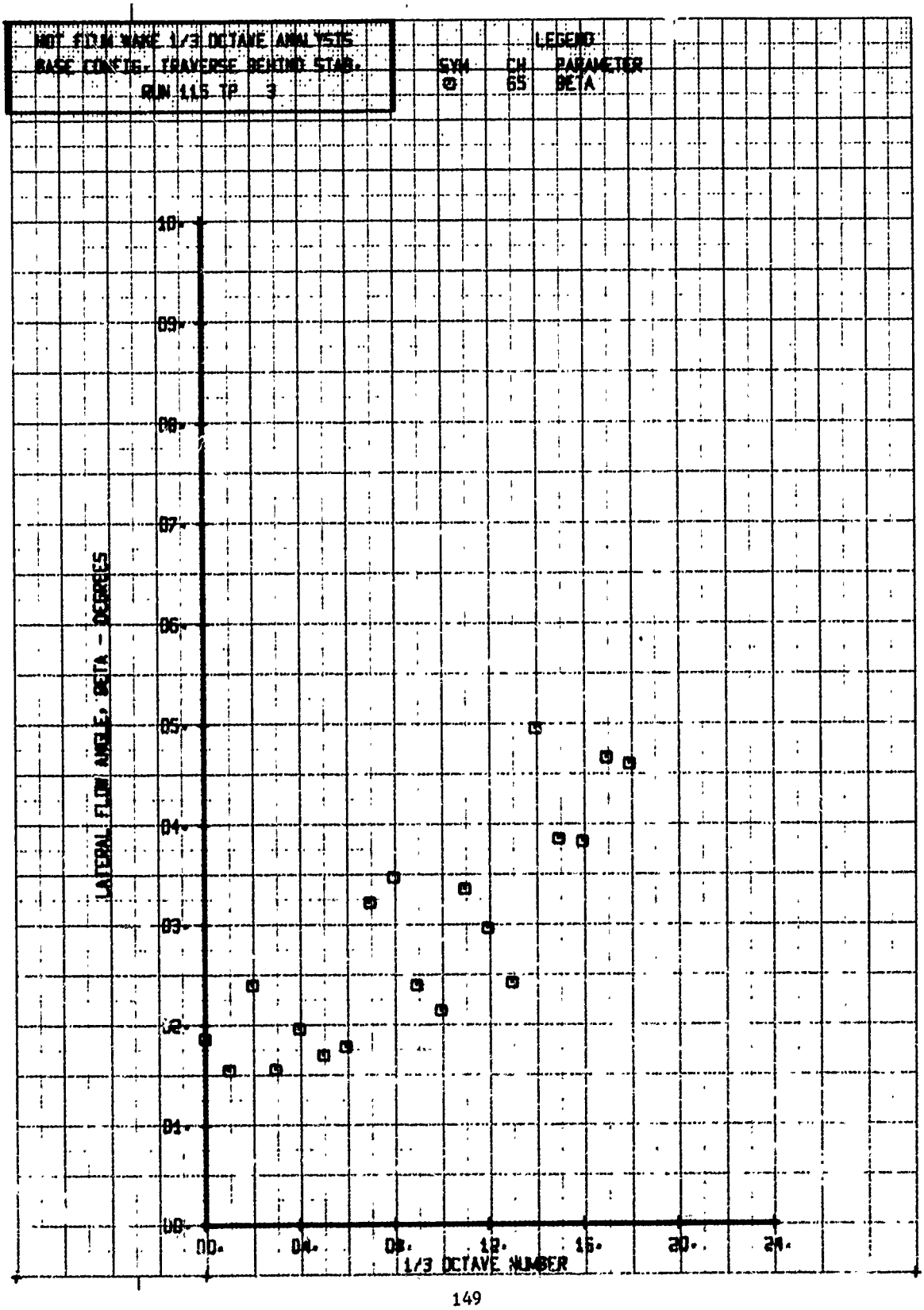
HOT FILM WAKE 1/3 OCTAVE ANALYSIS
BASE CONFIG. TRAVERSE BEHIND STAB.
RUN 115 TP 3
LEGEND
SYM CH PARAMETER
65 BETA
LATERAL FLOW ANGLE, BETA - DEGREES
1/3 OCTAVE NUMBER

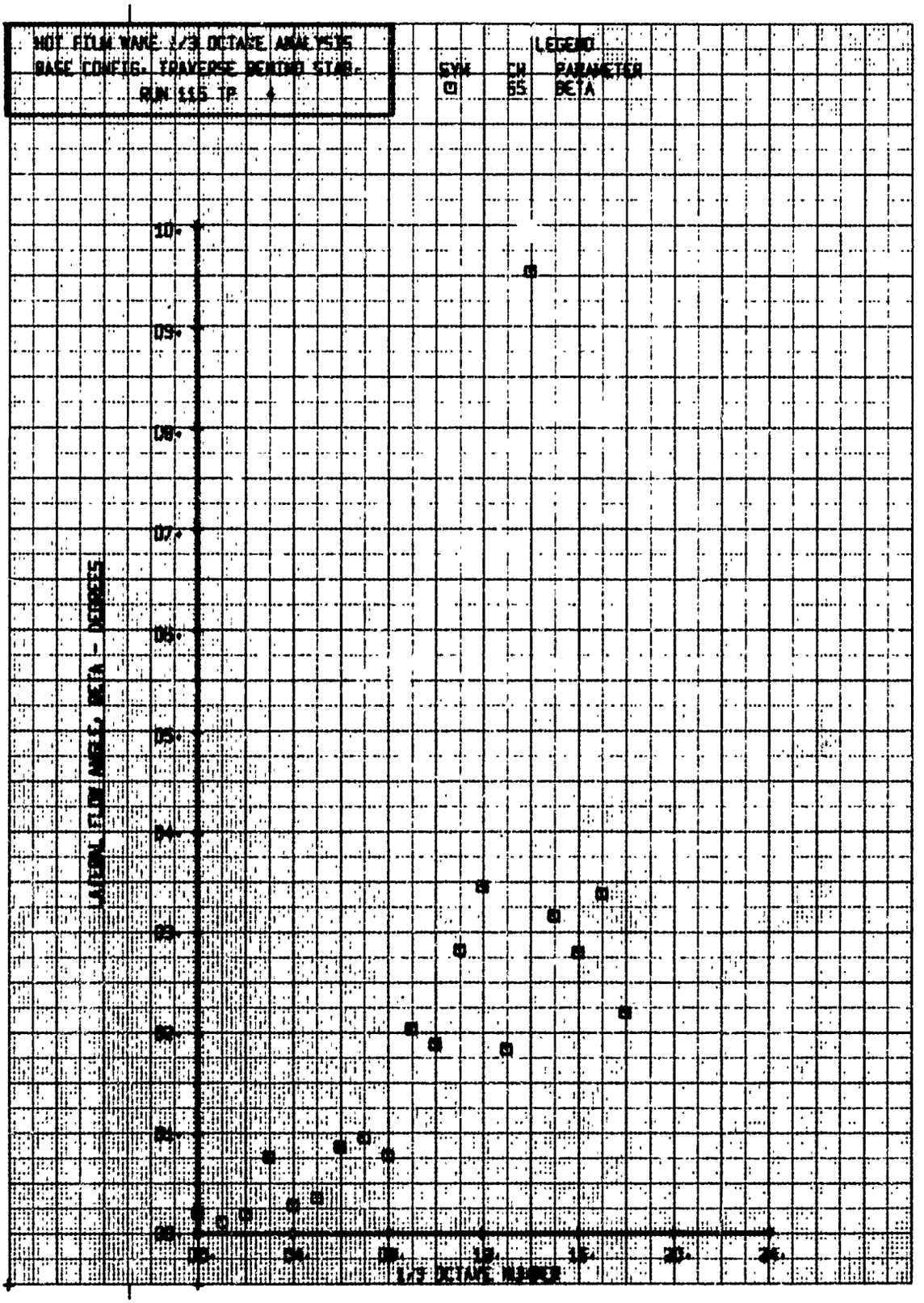
HOT FILM WAKE 1/3 OCTAVE ANALYSIS
BASE CONFIG. TRAVERSE BEHIND STAB.
RUN 115 TP 4
LEGEND
SYM CH PARAMETER
55 BETA
10.
09.
08.
07.
06.
05.
04.
03.
02.
01.
1/3 OCTAVE NUMBER


HOF FILM WAVE 1/3 OCTAVE ANALYSIS
BASE CONFIG: TRAVERSE BEHIND STAB
RUN 115 TP 6
LEGEND
SYM CH PARAMETER
65 BETA
10.
09.
08.
07.
06.
05.
04.
03.
02.
01.
00.
00.
04.
08.
12.
16.
20.
24.
1/3 OCTAVE NUMBER


HOT FILM WAKE 1/3 OCTAVE ANALYSIS
BASE CONFIG. TRAVERSE BEHIND STAB.
RUN 115 TP 9
LEGEND
SYM CH PARAMETER
65 BETA
LATERAL FLOW ANGLE, BETA - DEGREES
10
09
08
07
06
05
04
03
02
01
00
00
04
08
12
16
20
24
1/3 OCTAVE NUMBER

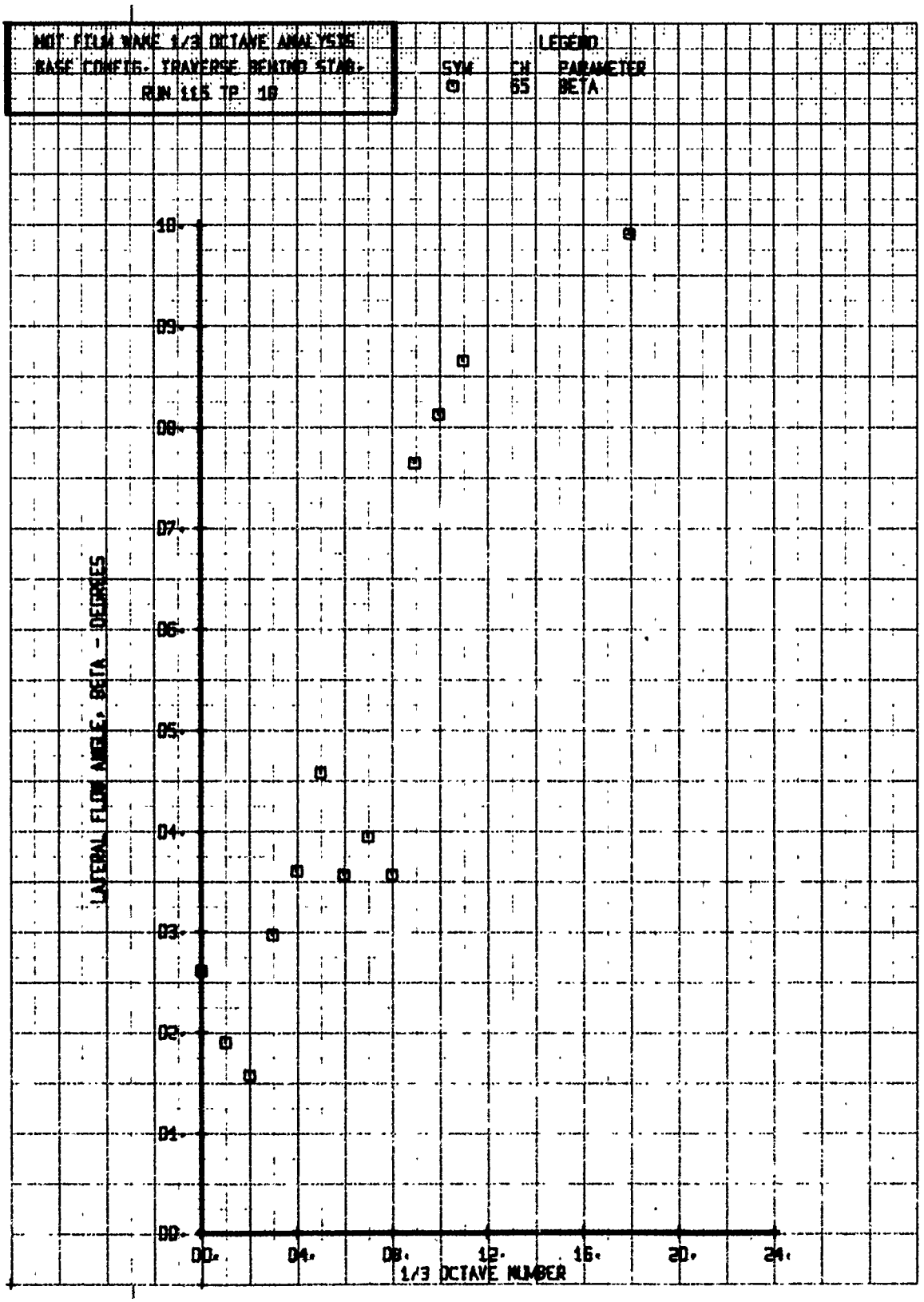
HOT FILM WAKE 1/3 OCTAVE ANALYSIS
BASE CONFIG. TRAVERSE BEHIND STAR-
RUN 115 TP 18
LEGEND
SYM CH PARAMETER
65 BETA
LATERAL FLOW ANGLE, BETA - DEGREES
1/3 OCTAVE NUMBER
10.
09.
08.
07.
06.
05.
04.
03.
02.
01.
00.
00.
04.
08.
12.
16.
20.
24.

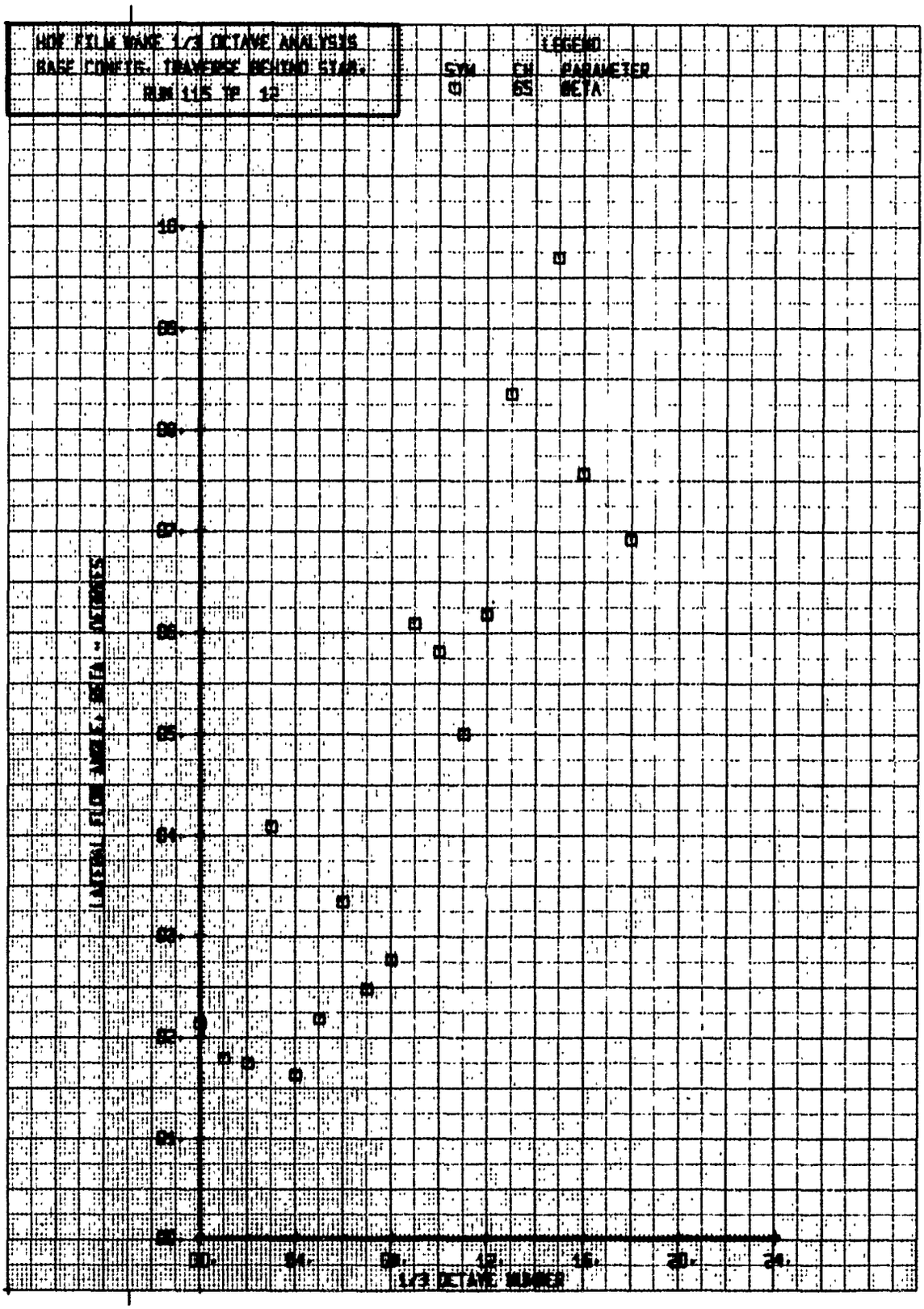
HOT FILM WAKE 1/3 OCTAVE ANALYSIS
BASE CONFIG. TRAVERSE BEHIND STAB.
RUN 115 TP 12
LEGEND
SYM CH PARAMETER
05 BETA
1/3 OCTAVE NUMBER


HOT FILM WAKE 1/3 OCTAVE ANALYSIS
BASE CONFIG. TRAVERSE BEHIND STAB.
RUN 115 TP 14
LEGEND
SYM CH PARAMETER
65 BETA
10.
09.
08.
07.
06.
05.
04.
03.
02.
01.
00.
LATERAL FLOW ANGLE, BETA - DEGREES
00.
04.
08.
12.
16.
20.
24.
1/3 OCTAVE NUMBER


HOT FILM WAKE 1/3 OCTAVE ANALYSIS
BASE CONFIG. TRAVERSE BEHIND STAB.
RUN 115 TP 16
LEGEND
SYM CH PARAMETER
65 BETA
10.
09.
08.
07.
06.
05.
04.
03.
02.
01.
00.
LATERAL FLOW ANGLE, BETA - DEGREES
00.
04.
08.
12.
16.
20.
24.
1/3 OCTAVE NUMBER

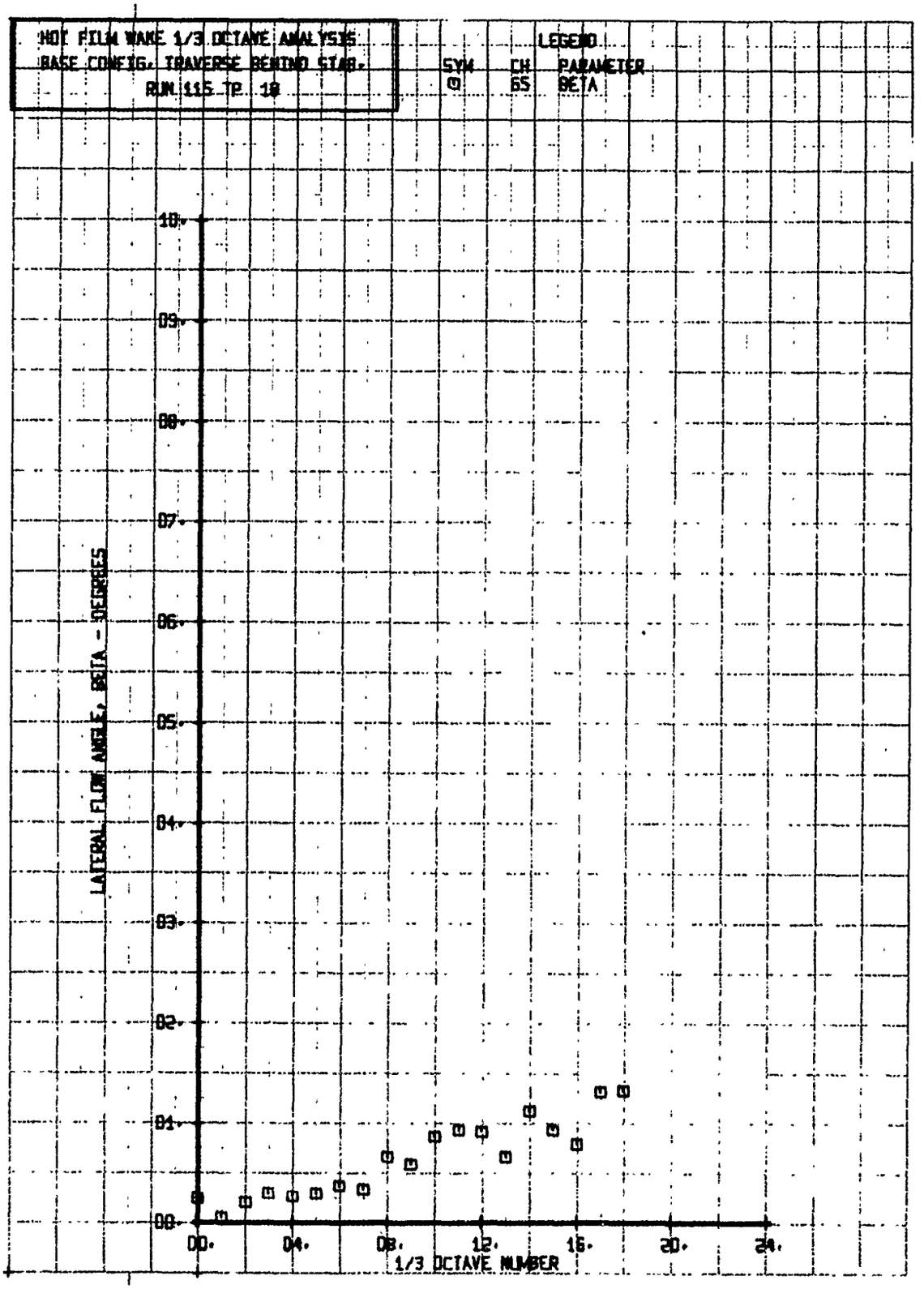
HOT FILM WAKE 1/3 OCTAVE ANALYSIS
BASE CONFIG. TRAVERSE BEHIND STAR.
RUN 115 TP 18
LEGEND
SYM CH PARAMETER
65 BETA
10.
09.
08.
07.
06.
05.
04.
03.
02.
01.
00.
LATERAL FLOW ANGLE, BETA - DEGREES
00.
04.
08.
12.
16.
20.
24.
1/3 OCTAVE NUMBER

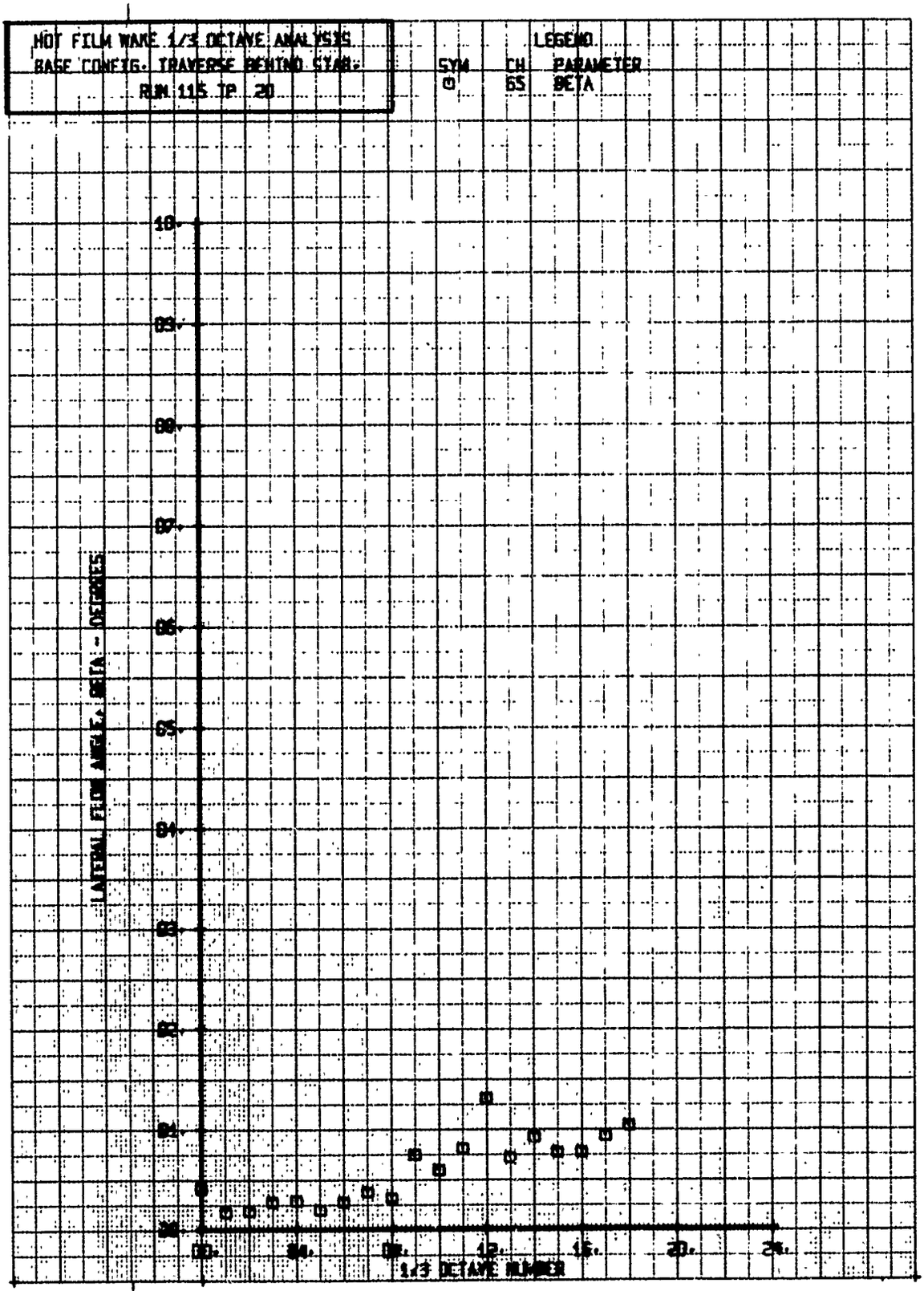
HOT FILM WAKE 1/3 OCTAVE ANALYSIS
BASE CONFIG. TRAVERSE BEHIND STAB.
RUN 115 TP 20
LEGEND
SYM CH PARAMETER
6S BETA
LATERAL FLOW ANGLE, BETA - DEGREES
1/3 OCTAVE NUMBER

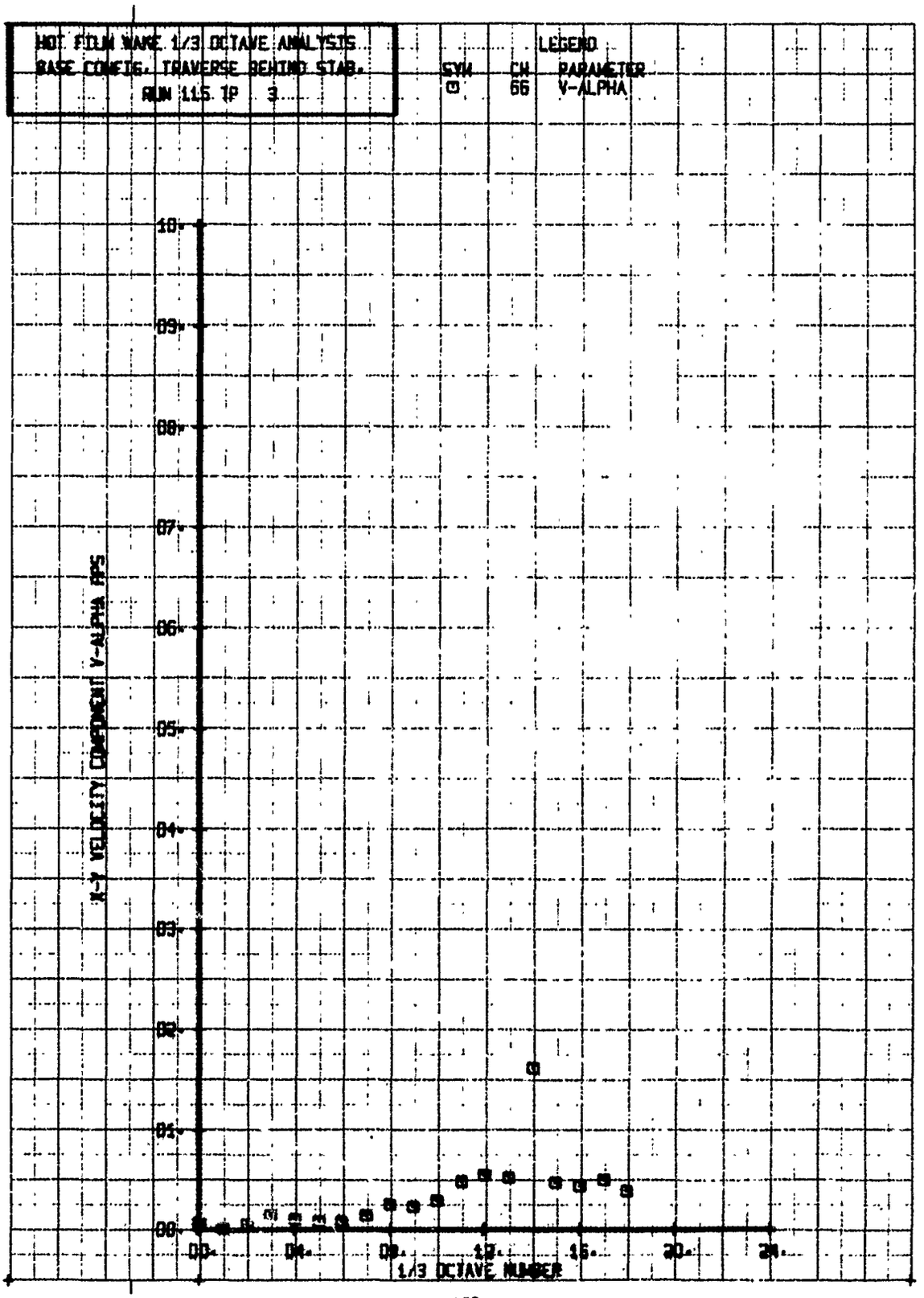
HOT FILM WAKE 1/3 OCTAVE ANALYSIS
BASE CONFIG. TRAVERSE BEHIND STAB.
RUN 115 TP 3
LEGEND
SYM CH PARAMETER
66 V-ALPHA
10.
09.
08.
07.
06.
05.
04.
03.
02.
01.
00.
00.
04.
08.
12.
16.
20.
24.
1/3 OCTAVE NUMBER
V-ALPHA RMS


HOT FILM WAKE 1/3 OCTAVE ANALYSIS
BASE CONFIG. TRAVERSE BEHIND STAB.
RUN 115 TP 4
LEGEND
G:4 CH PARAMETER
66 V-ALPHA
10.
09.
08.
07.
06.
05.
04.
03.
02.
01.
00.
X-Y VELOCITY COMPONENT V-ALPHA FPS
00.
04.
08.
12.
16.
20.
24.
1/3 OCTAVE NUMBER

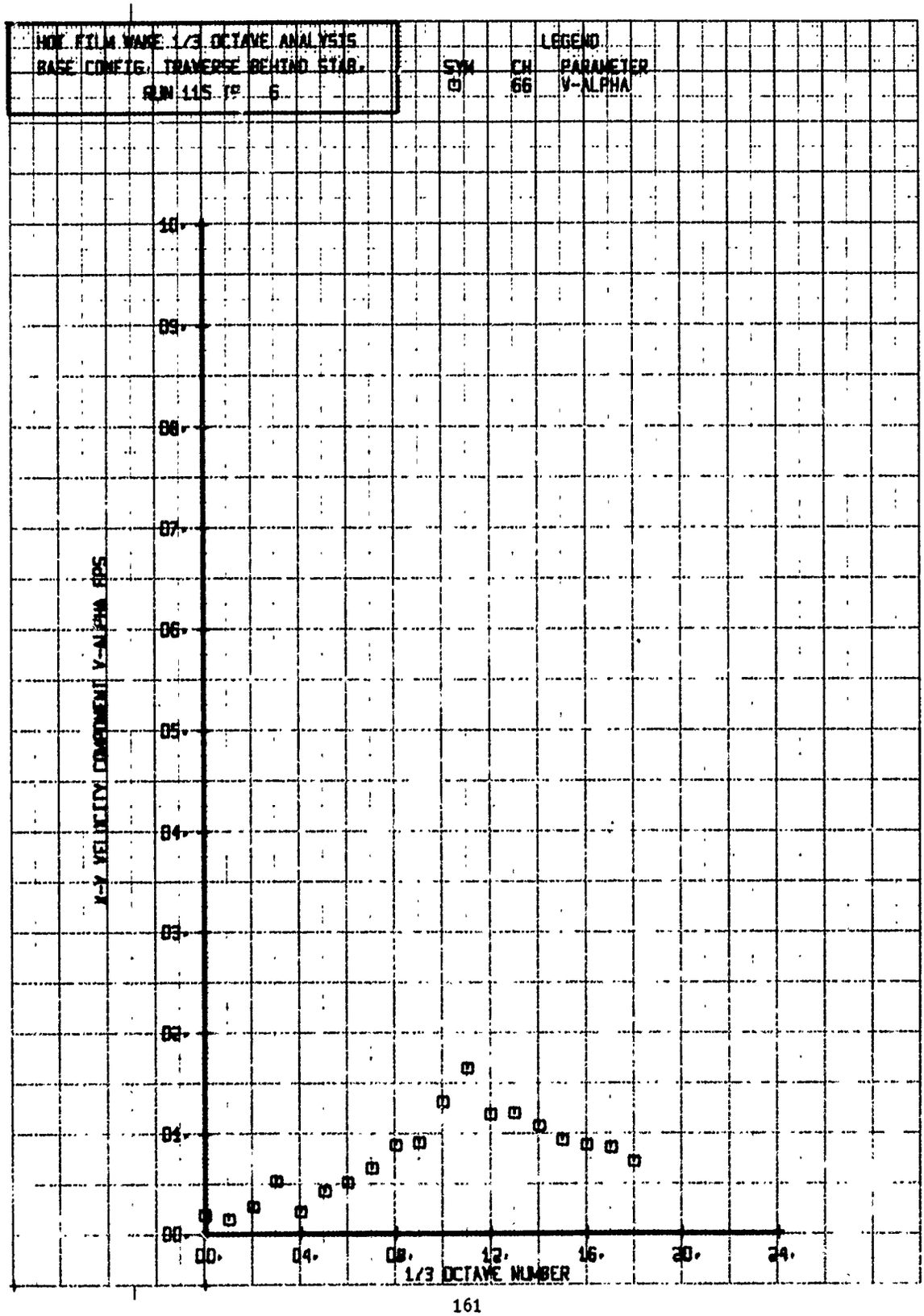
HOT FILM WAKE 1/3 OCTAVE ANALYSIS
BASE CONFIG. TRAVERSE BEHIND STAB.
RUN 115 TP 6
LEGEND
SYM CH PARAMETER
66 V-ALPHA
X-Y VELOCITY COMPONENT V-ALPHA FPS
1/3 OCTAVE NUMBER
00.
04.
08.
12.
16.
20.
24.
10.
09.
08.
07.
06.
05.
04.
03.
02.
01.
00.


HOT FILM WAKE 1/3 OCTAVE ANALYSIS
BASE CONFIG. TRAVERSE BEHIND STAB.
RUN 115 IP 9
LEGEND
SYM CH PARAMETER
66 V-ALPHA
X-Y VELOCITY COMPONENT V-ALPHA RPS
1/3 OCTAVE NUMBER

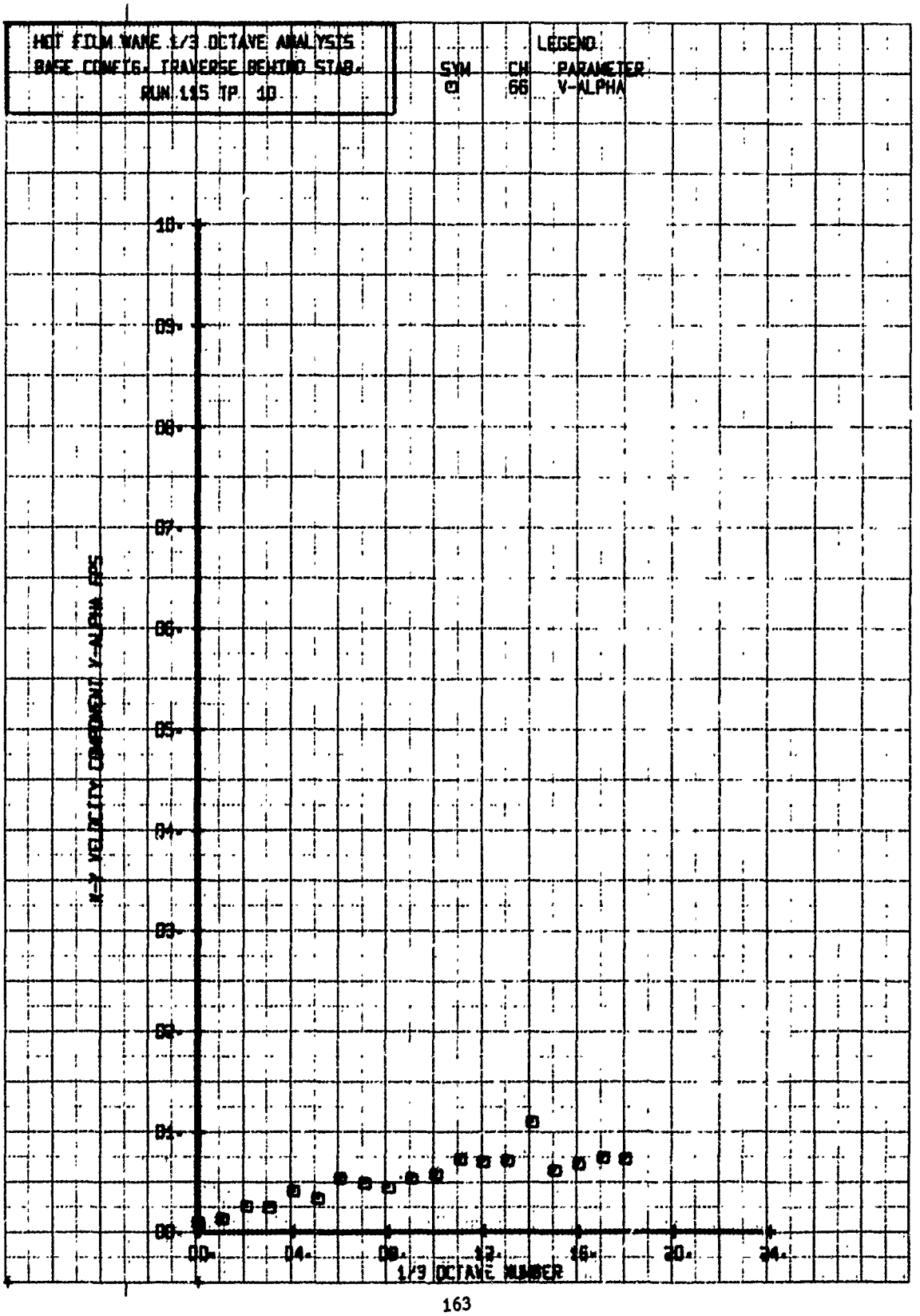
HOT FILM WAKE 1/3 OCTAVE ANALYSIS
BASE CONFIG. TRAVERSE BEHIND STAB.
RUN 115 TP 10
LEGEND
SYM CH PARAMETER
□ 66 V-ALPHA
1.0
0.9
0.8
0.7
0.6
0.5
0.4
0.3
0.2
0.1
0.0
V-ALPHA FPS
00
04
08
12
16
20
24
1/3 OCTAVE NUMBER

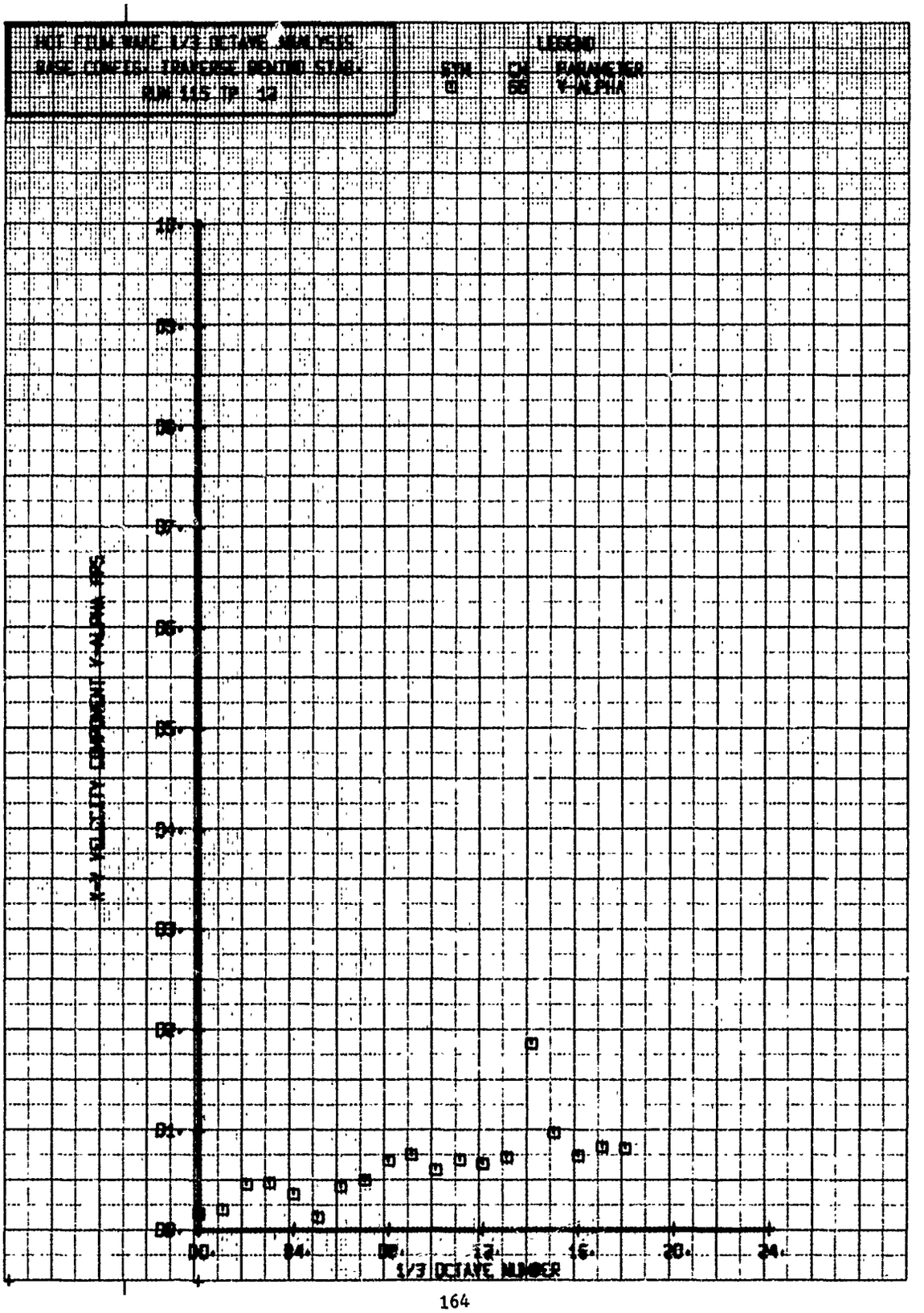
LEGEND
PARAMETER
Y-ALPHA
X-Y VELOCITY COMPONENT Y-ALPHA FPS
1/3 OCTAVE NUMBER

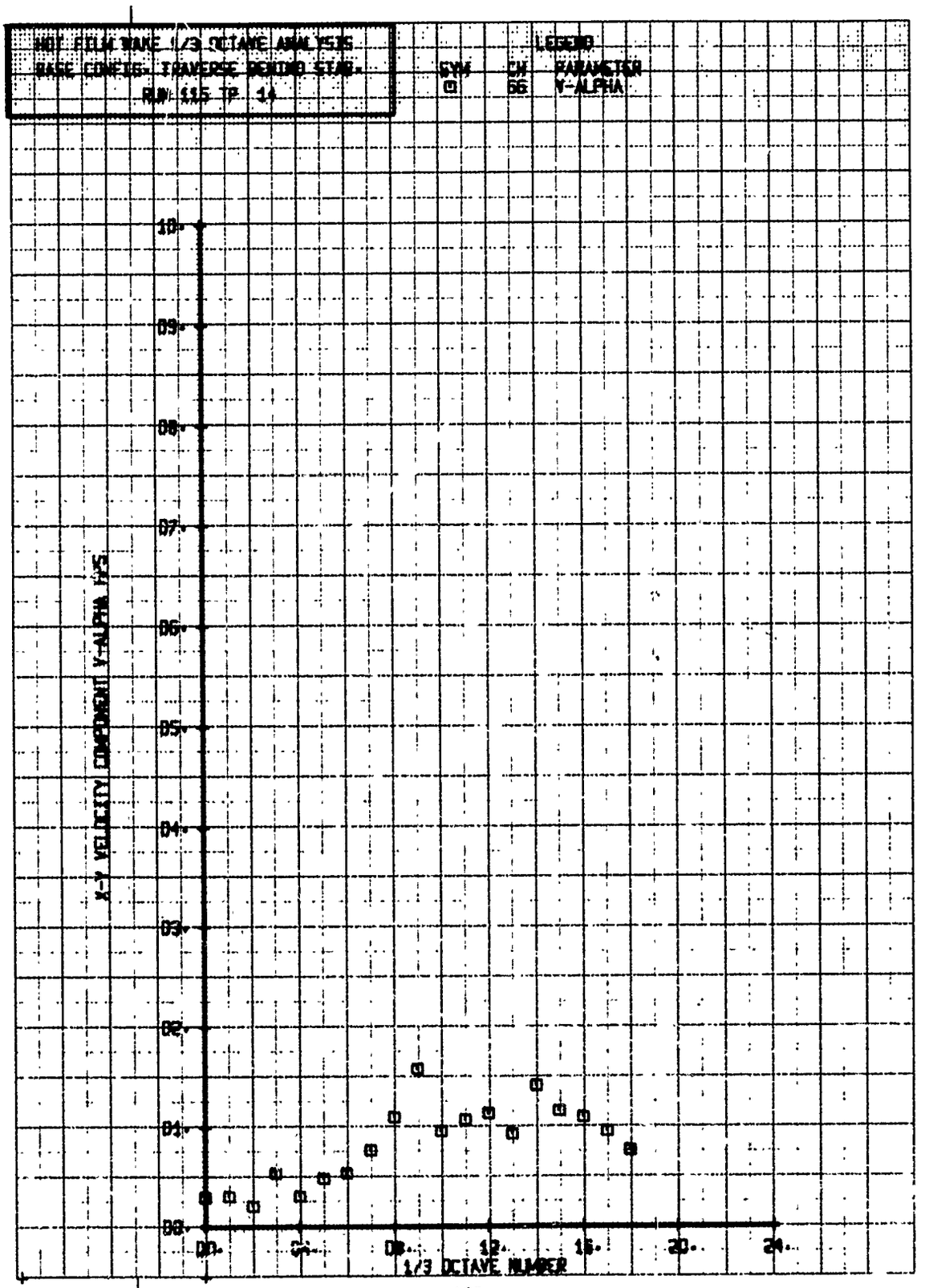
HOT FILM WAKE 1/3 OCTAVE ANALYSIS
BASE CONFIG. TRAVERSE BEHIND STAB.
RUN 115 TP 14
LEGEND
SYM CH PARAMETER
6 66 V-ALPHA
X-Y VELOCITY COMPONENT V-ALPHA FPS
1/3 OCTAVE NUMBER


HOT FILM WAKE 1/3 OCTAVE ANALYSIS
BASE CONFIG. TRAVERSE BEHIND STAB.
RUN 115 TP 46
LEGEND
RUN CH PARAMETER
115 66 V-ALPHA
1/3 OCTAVE NUMBER


HOT FILM HAWE 1/3 OCTAVE ANALYSIS
RUN 115 TP 19
LEGEND
SYM
CH
PARAMETER
66
V-ALPHA
10
09
08
07
06
05
04
03
02
01
00
00
04
12
16
20
24
1/3 OCTAVE NUMBER

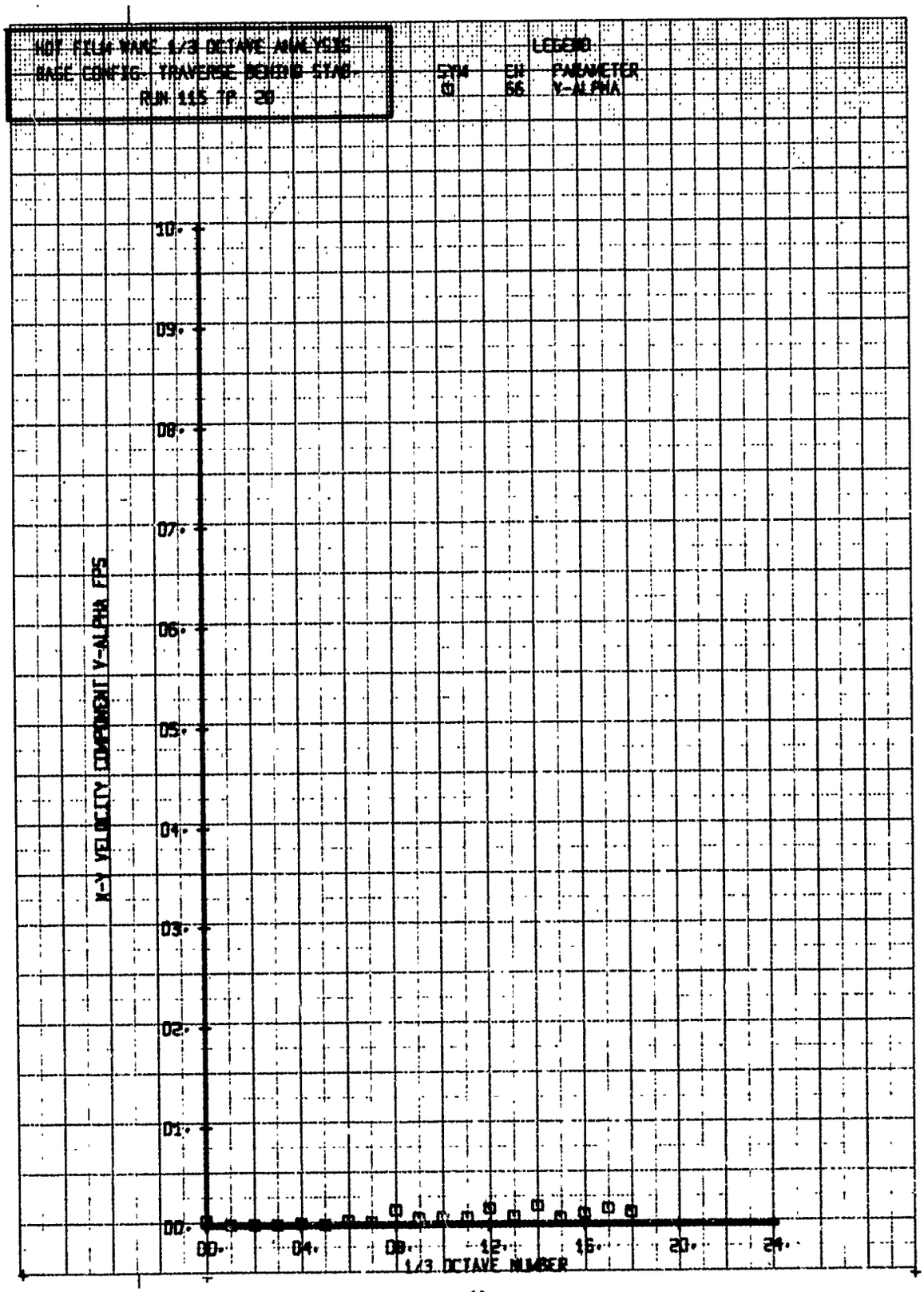
HOT FILM WAKE 1/3 OCTAVE ANALYSIS
BASE CONFIG- TRAVERSE BEHIND STAB-
RUN 115 TP 20
STN 0
EL 66
LEGEND
PARAMETER
Y-ALPHA
10.
09.
08.
07.
06.
05.
04.
03.
02.
01.
00.
00.
04.
08.
12.
16.
20.
24.
1/3 OCTAVE NUMBER
U-V VELOCITY COMPONENT Y-ALPHA FPS

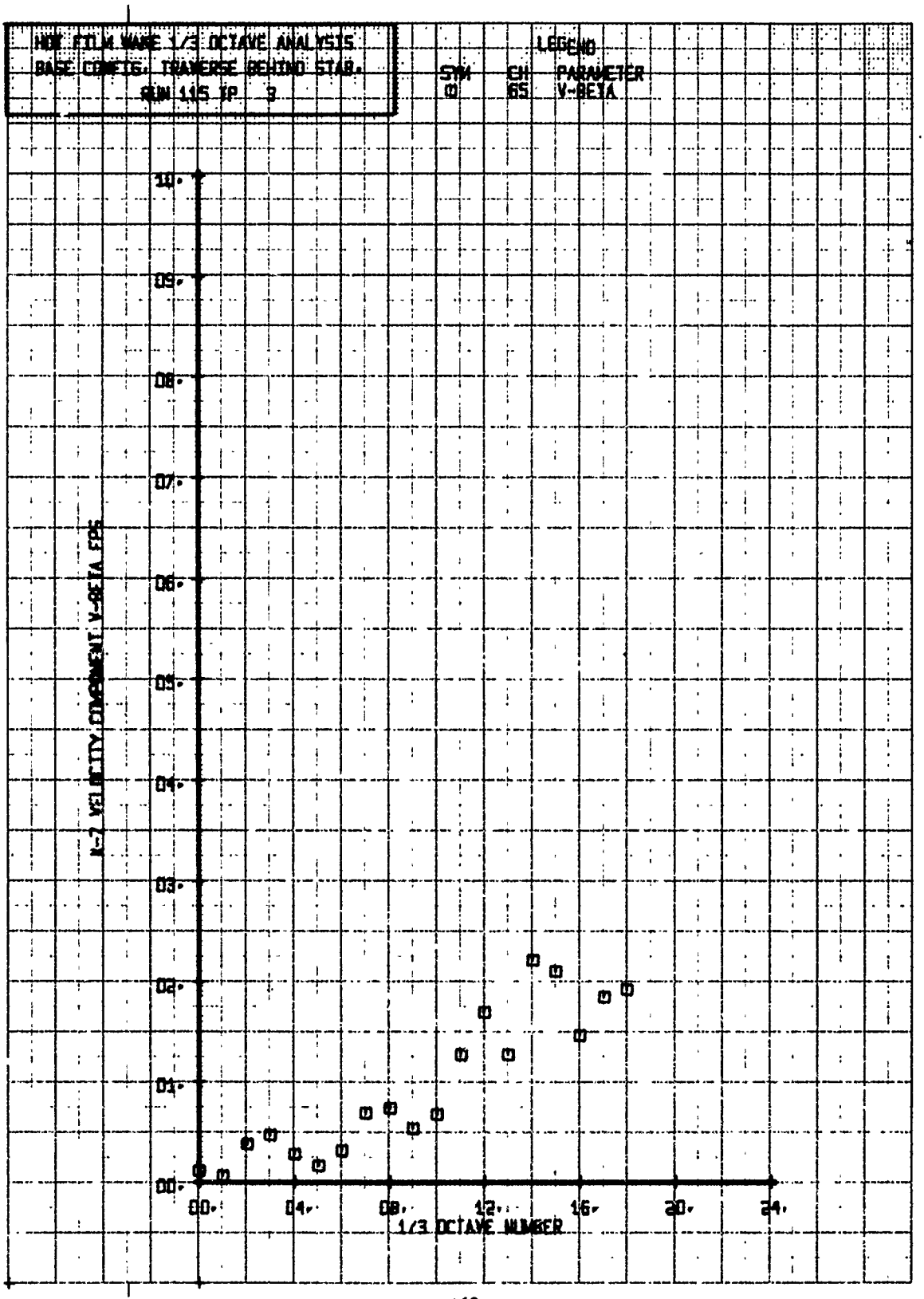
HOT FILM WAKE 1/3 OCTAVE ANALYSIS
BASE CONFIG. TRAVERSE BEHIND STAB.
RUN 115 TP 3
LEGEND
SYM CH PARAMETER
65 V-BETA
K-7 VELOCITY COMPONENT V-BETA FPS
1/3 OCTAVE NUMBER
00.
01.
02.
03.
04.
05.
06.
07.
08.
09.
10.
00.
04.
08.
12.
16.
20.
24.

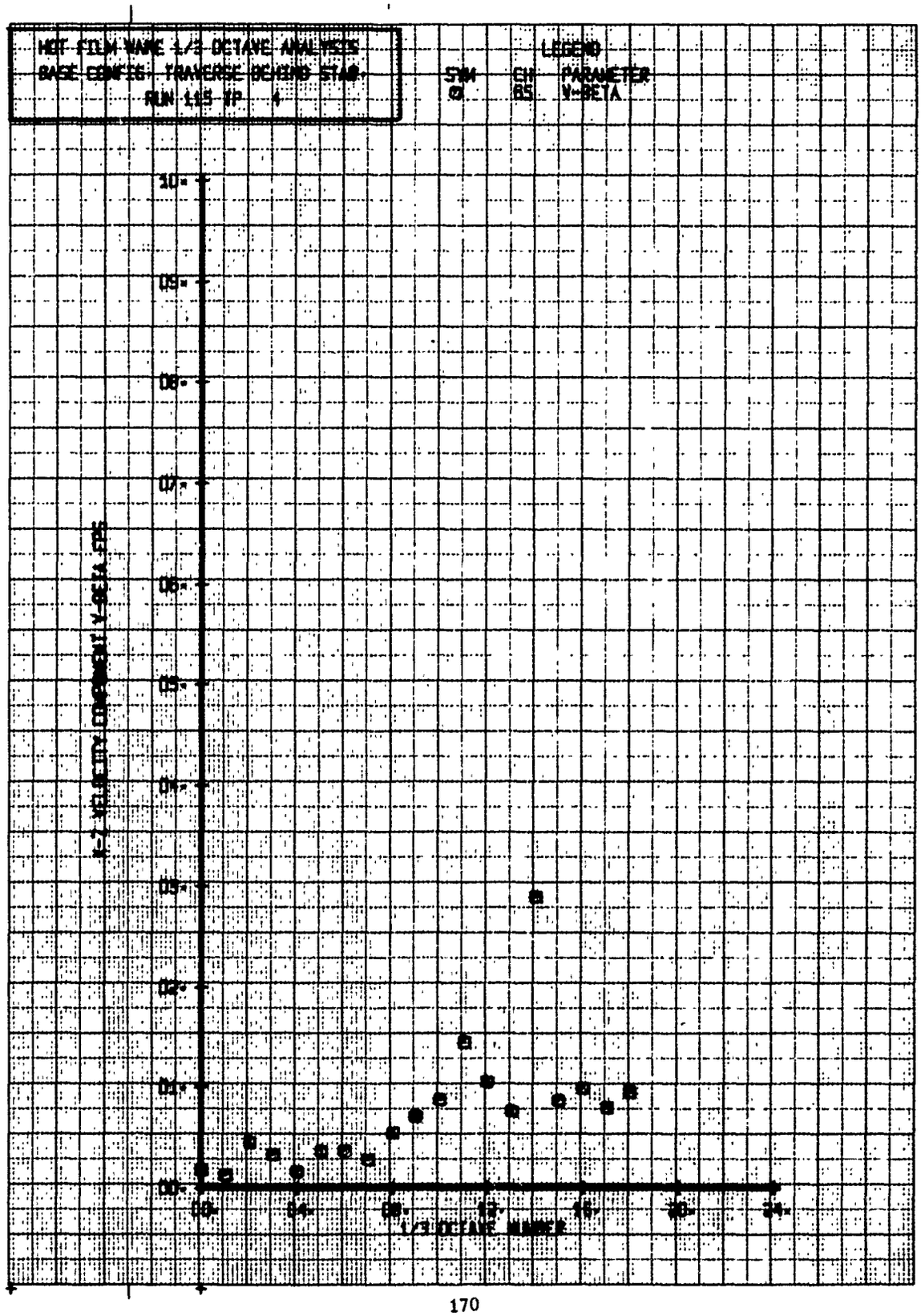
HOT FILM VANE 1/3 OCTAVE ANALYSIS
BASE CONFIG. TRAVERSE BEHIND STAT.
RUN 145 TP 4
LEGEND
SYM CH PARAMETER
Ø 65 V-BETA
1.0
.9
.8
.7
.6
.5
.4
.3
.2
.1
.0
.00
.04
.08
.12
.16
.20
.24
1/3 OCTAVE NUMBER


HOT FILM WAKE 1/3 OCTAVE ANALYSIS
BASE CONFIG TRAVERSE BEHIND STAB
RUN 115 TP 6
LEGEND
SYM CH PARAMETER
65 V-BETA
10.
09.
08.
07.
06.
05.
04.
03.
02.
01.
00.
00. 04. 08. 12. 16. 20. 24.
1/3 OCTAVE NUMBER

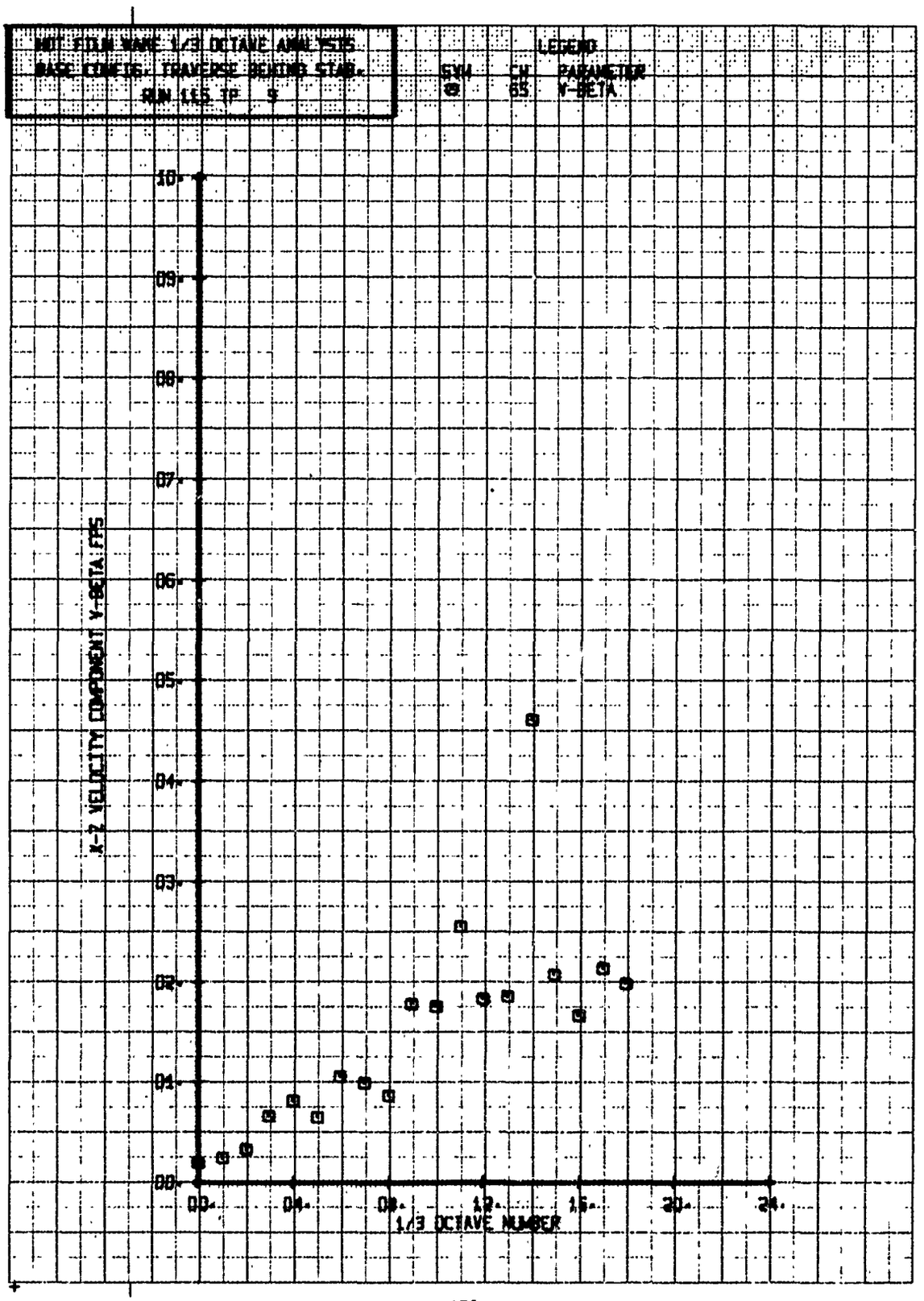
HOT FILM WAKE 1/3 OCTAVE ANALYSIS
BASE CONFIG. TRAVERSE BEHIND STAB.
RUN 145 TP 9
LEGEND
SYM CM PARAMETER
65 V-BETA
10.
09.
08.
07.
06.
05.
04.
03.
02.
01.
00.
X-Z VELOCITY COMPONENT V-BETA FPS
00.
04.
08.
12.
16.
20.
24.
1/3 OCTAVE NUMBER

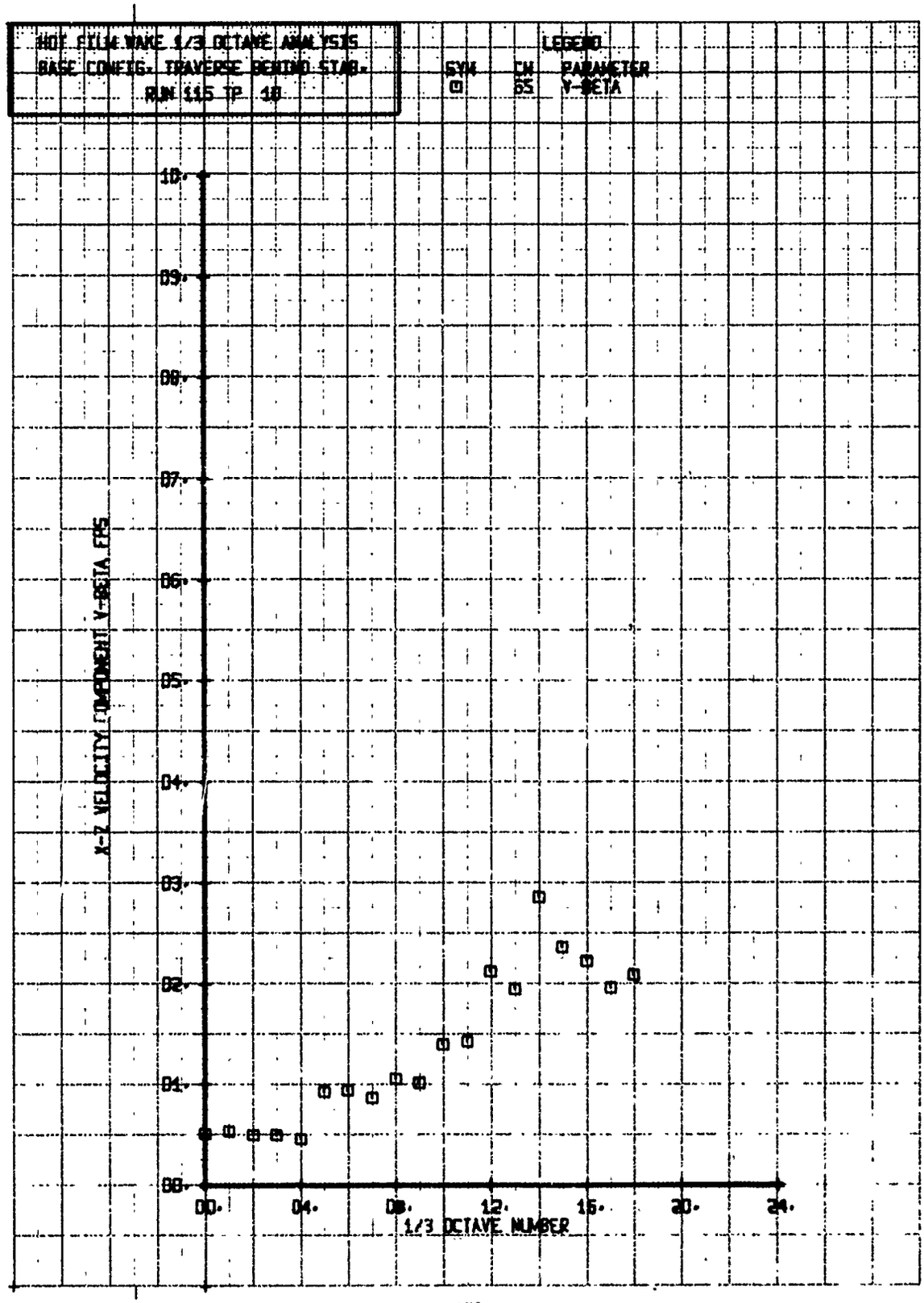
HOT FILM WAKE 1/3 OCTAVE ANALYSIS
BASE CONFIG. TRAVERSE BEHIND STAB.
RUN 115 TP 10
LEGEND
SYM CH PARAMETER
GS Y-BETA
10.
09.
08.
07.
06.
05.
04.
03.
02.
01.
00.
X-Z VELOCITY COMPONENT Y-BETA FPS
00.
04.
08.
12.
16.
20.
24.
1/3 OCTAVE NUMBER

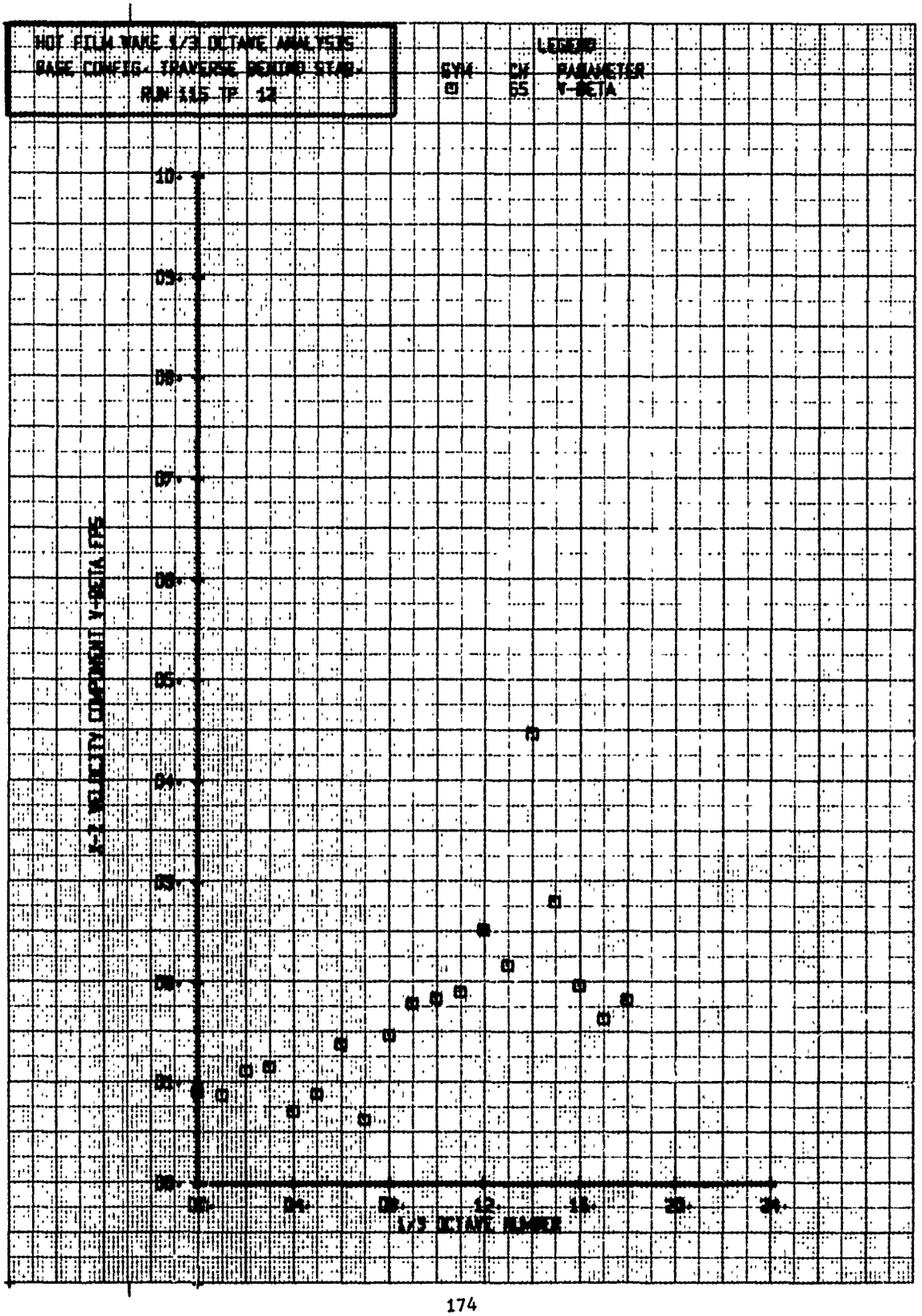
HOT FILM WAKE 1/3 OCTAVE ANALYSIS
BASE CONFIG. TRAVERSE BEHIND STAB.
RUN 115 TP 12
LEGEND
SYM CH PARAMETER
65 Y-BETA
X-Z VELOCITY COMPONENT Y-BETA FPS
1/3 OCTAVE NUMBER

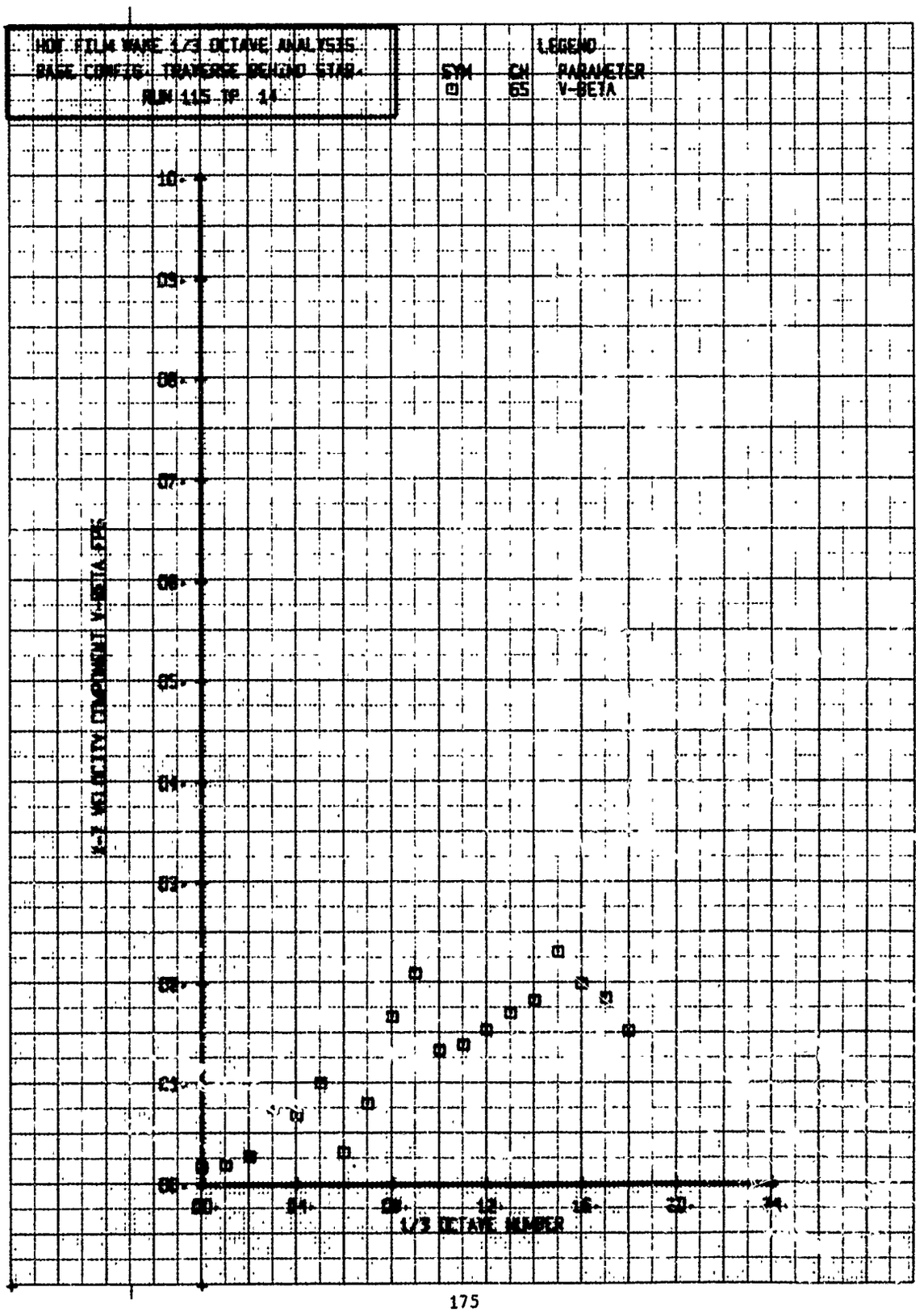
HDR FILM WAKE 1/3 OCTAVE ANALYSIS
RAKE CONFIG TRANSOM BEHIND STAR
RUN 115 TP 14
LEGEND
SYM CH PARAMETER
65 V-BETA
V-BETA STANDARD DEVIATION
1/3 OCTAVE NUMBER

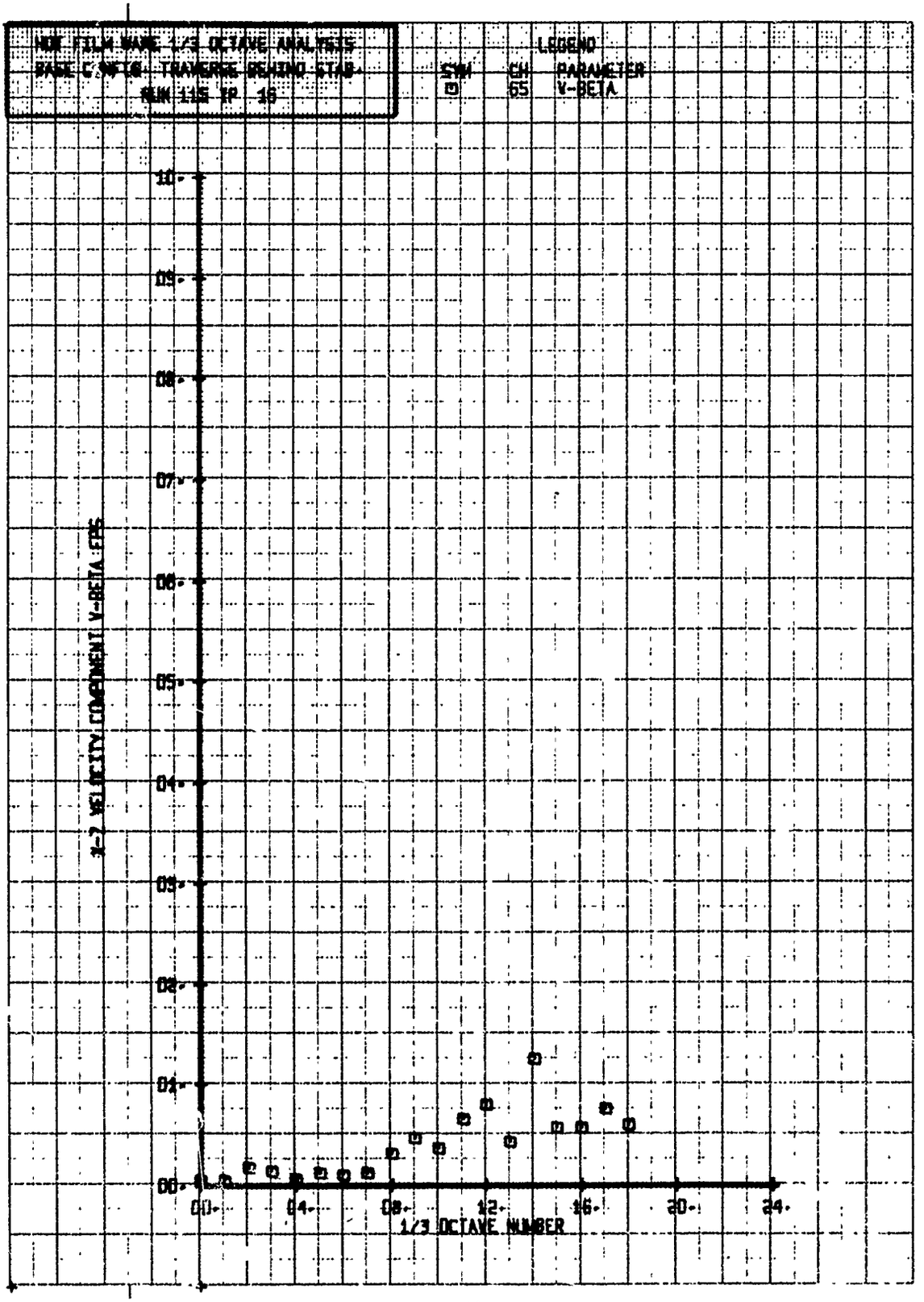
HOT FILM WAKE 1/3 OCTAVE ANALYSIS
BASE C 9FT6 TRAVERSE BEHIND STAB
RUN 115 IP 16
LEGEND
SYM CH PARAMETER
65 V-BETA
X-7 VELOCITY COMPONENT V-BETA FPS
1/3 OCTAVE NUMBER
00
04
08
12
16
20
24


HOT FILM WAKE 1/3 OCTAVE ANALYSIS
BASE CONFIG. TRAVERSE BEHIND STAB.
RUN 115 TP 10
LEGEND
SYM CH PARAMETER
65 V-BETA
X-Z VELOCITY COMPONENT V-BETA FPS
1/3 OCTAVE NUMBER
00.
04.
08.
12.
16.
20.
24.
01.
02.
03.
04.
05.
06.
07.
08.
09.
10.


HOT FILM WAKE 1/3 OCTAVE ANALYSIS
BASE CONFIG. TRAVERSE BEHIND STAB.
RUN 115 TP 20
LEGEND
SYM CH PARAMETER
65 V-BETA
1/3 OCTAVE NUMBER


HOT FILM WAKE 1/3 OCTAVE ANALYSIS
BASE CONFIG. TRAVERSE LEFT OF STAB.
RUN 116 TP 7
LEGEND
SYM CH PARAMETER
65 ALPHA
10.
08.
06.
04.
02.
00.
VERTICAL FLOW ANGLE, ALPHA - DEGREES
00.
04.
08.
12.
16.
20.
24.
1/3 OCTAVE NUMBER

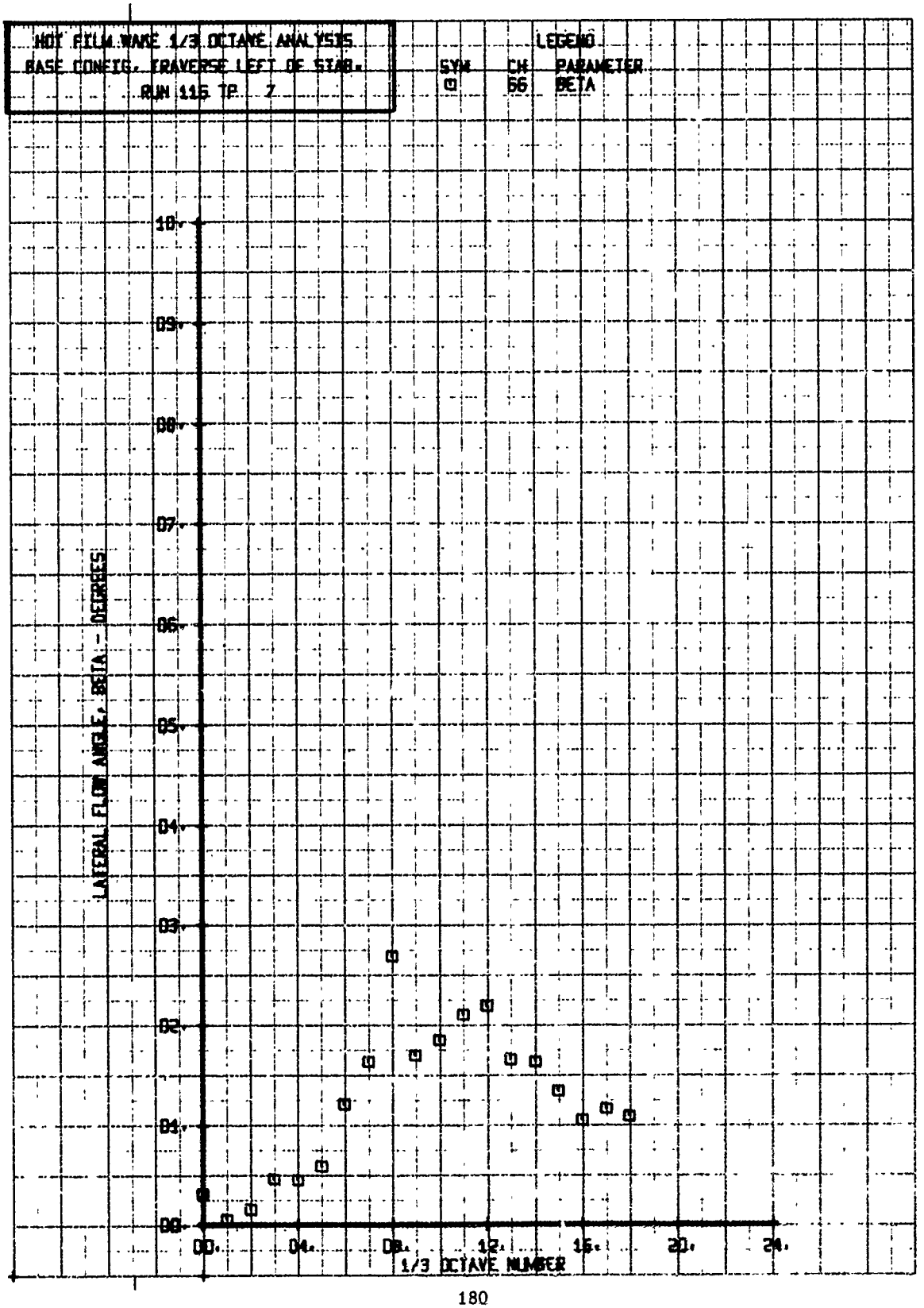
HOT FILM WAKE 1/3 OCTAVE ANALYSIS
BASE CONFIG. TRAVERSE LEFT OF STAB.
RUN 115 TP 7
LEGEND
SYM CH PARAMETER
56 BETA
LATERAL FLOW ANGLE, BETA - DEGREES
10.
09.
08.
07.
06.
05.
04.
03.
02.
01.
00.
00.
04.
08.
12.
16.
20.
24.
1/3 OCTAVE NUMBER

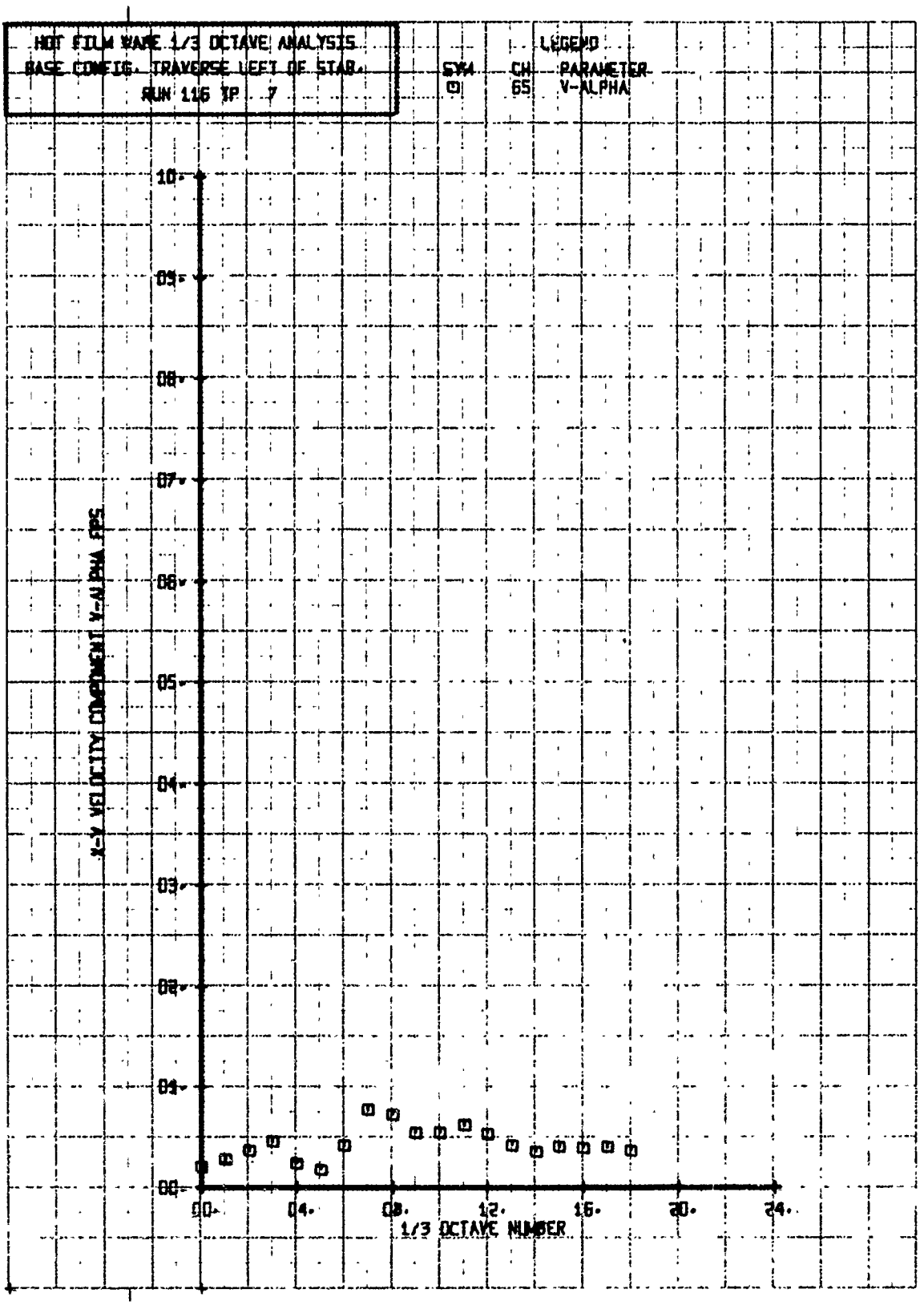
HOT FILM WAKE 1/3 OCTAVE ANALYSIS
BASE CONFIG. TRAVERSE LEFT OF STAB.
RUN 116 TP 7
LEGEND
SYM CH PARAMETER
0 65 V-ALPHA
10.
09.
08.
07.
06.
05.
04.
03.
02.
01.
00.
00. 04. 08. 12. 16. 20. 24.
1/3 OCTAVE NUMBER
X-Y VELOCITY COMPONENT V-ALPHA FPS

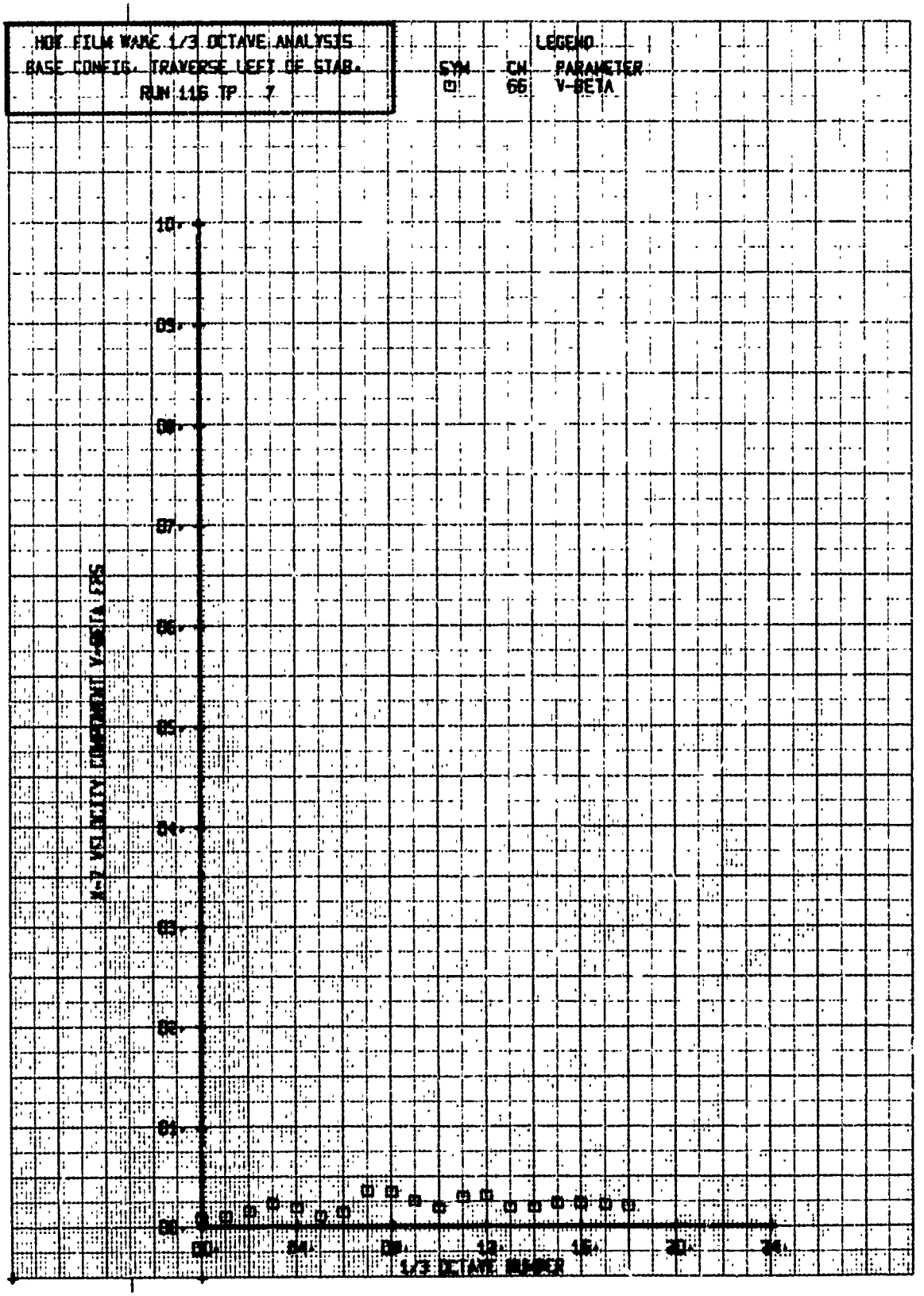
HOT FILM WAKE 1/3 OCTAVE ANALYSIS
BASE CONFIG. TRAVERSE LEFT OF STAB.
RUN 116 TP 7
LEGEND
SYM CH PARAMETER
66 V-BETA
10.
09.
08.
07.
06.
05.
04.
03.
02.
01.
00.
1/3 OCTAVE NUMBER


HOT FILM WAKE 1/3 OCTAVE ANALYSIS
BASE CONFIG. TRAVERSE LEFT OF STAB.
RUN 117 TP 2
LEGEND
SYM CH PARAMETER
65 ALPHA
10.
09.
08.
07.
06.
05.
04.
03.
02.
01.
00.
VERTICAL FLOW ANGLE, ALPHA - DEGREES
00.
04.
08.
12.
16.
20.
24.
1/3 OCTAVE NUMBER

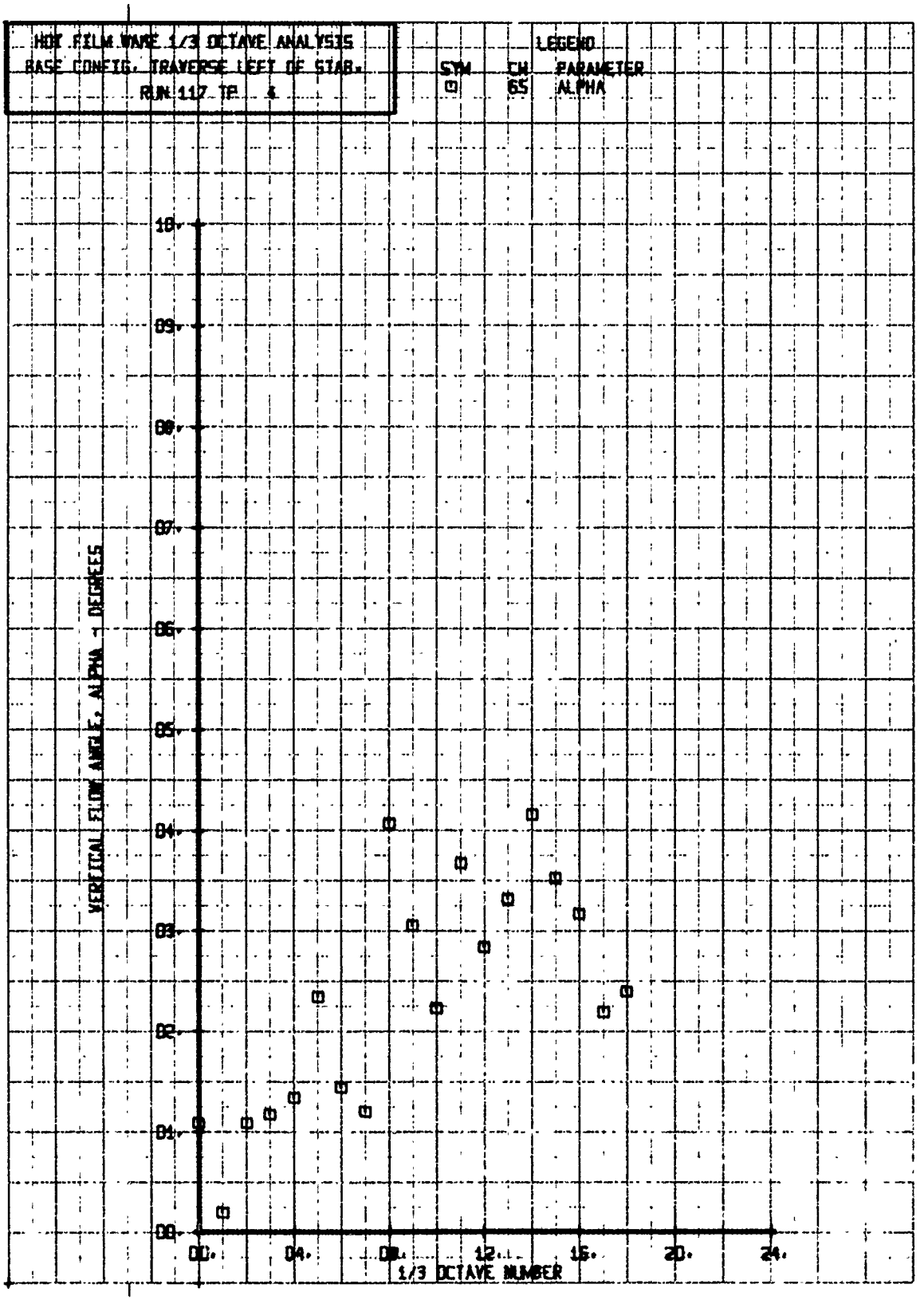
HOT FILM WAKE 1/3 OCTAVE ANALYSIS
BASE CONFIG. TRAVERSE LEFT OF STAB.
RUN 117 TP 4
LEGEND
SYM CH PARAMETER
65 ALPHA
10.
09.
08.
07.
06.
05.
04.
03.
02.
01.
00.
VERTICAL FLOW ANGLE, ALPHA - DEGREES
00.
04.
08.
12.
16.
20.
24.
1/3 OCTAVE NUMBER

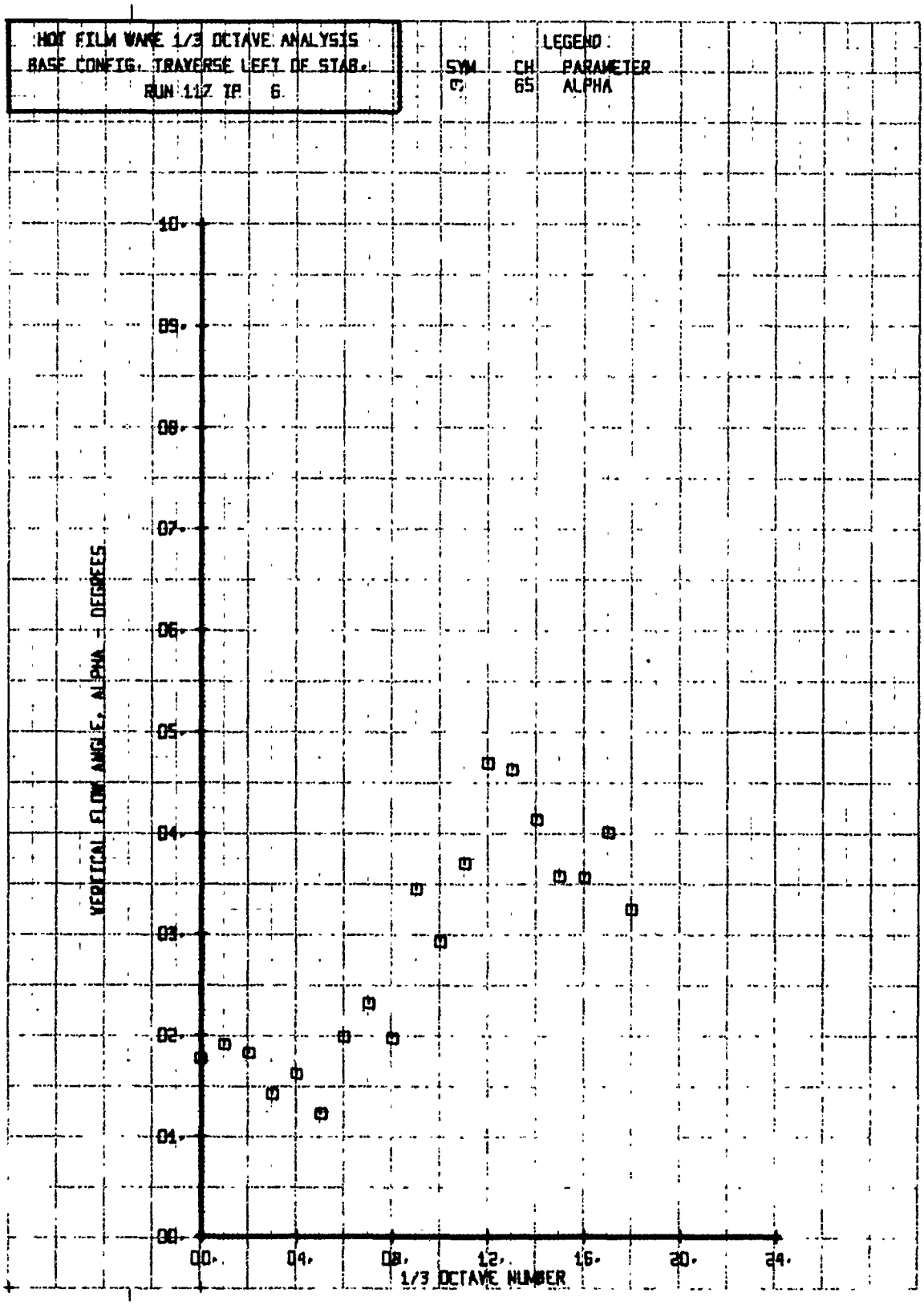
HOT FILM WAKE 1/3 OCTAVE ANALYSIS
BASE CONFIG. TRAVERSE LEFT OF STAB.
RUN 117 TP 6
LEGEND:
SYM CH PARAMETER
65 ALPHA
10.
09.
08.
07.
06.
05.
04.
03.
02.
01.
00.
VERTICAL FLOW ANGLE, ALPHA - DEGREES
00.
04.
08.
12.
16.
20.
24.
1/3 OCTAVE NUMBER

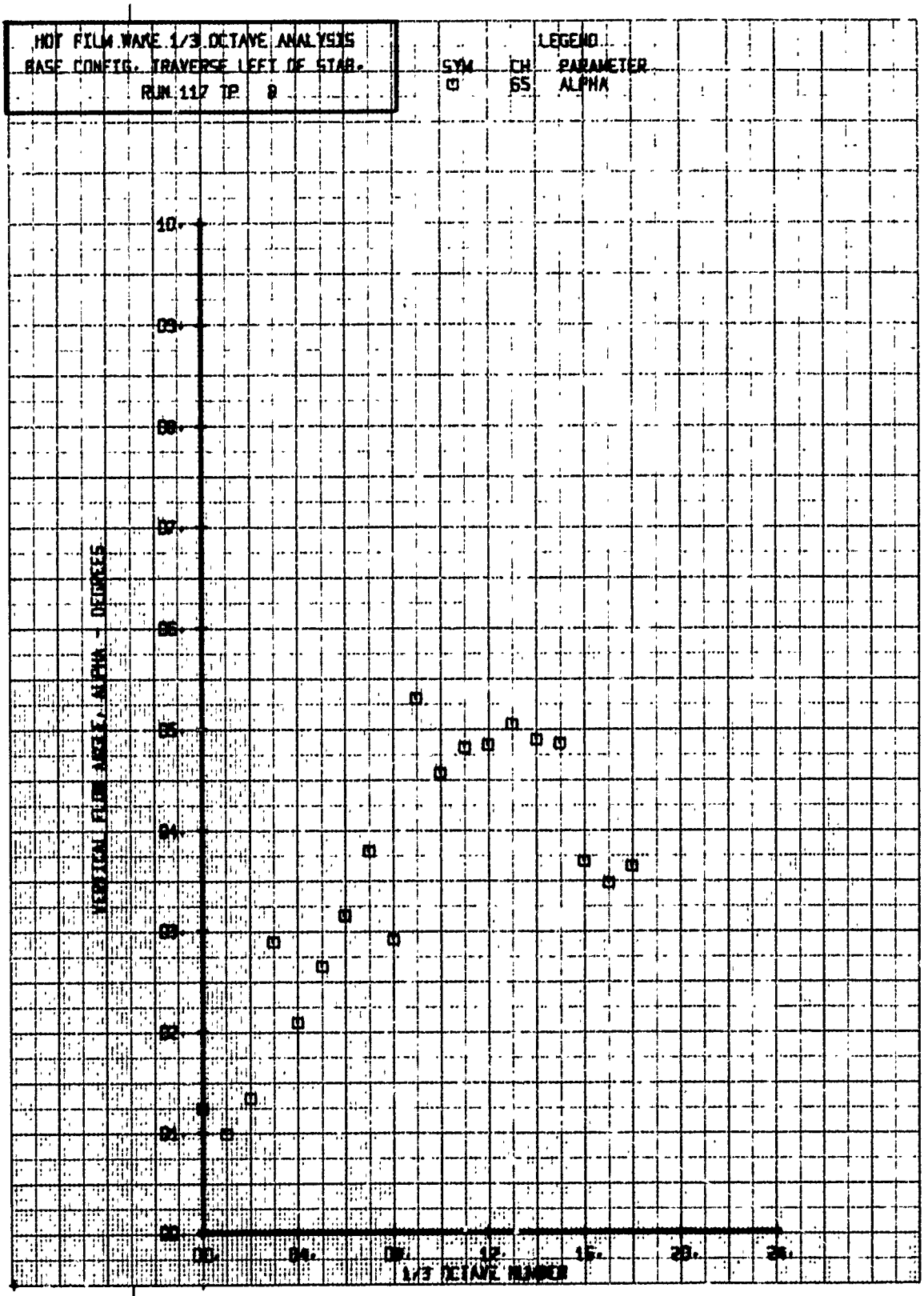
HOT FILM WAKE 1/3 OCTAVE ANALYSIS
BASE CONFIG. TRAVERSE LEFT OF STAR.
RUN 117 TP 8
LEGEND
SYM CH PARAMETER
□ 65 ALPHA
10.
09.
08.
07.
06.
05.
04.
03.
02.
01.
VERTICAL FLOW ANGLE, ALPHA - DEGREES
1/3 OCTAVE NUMBER

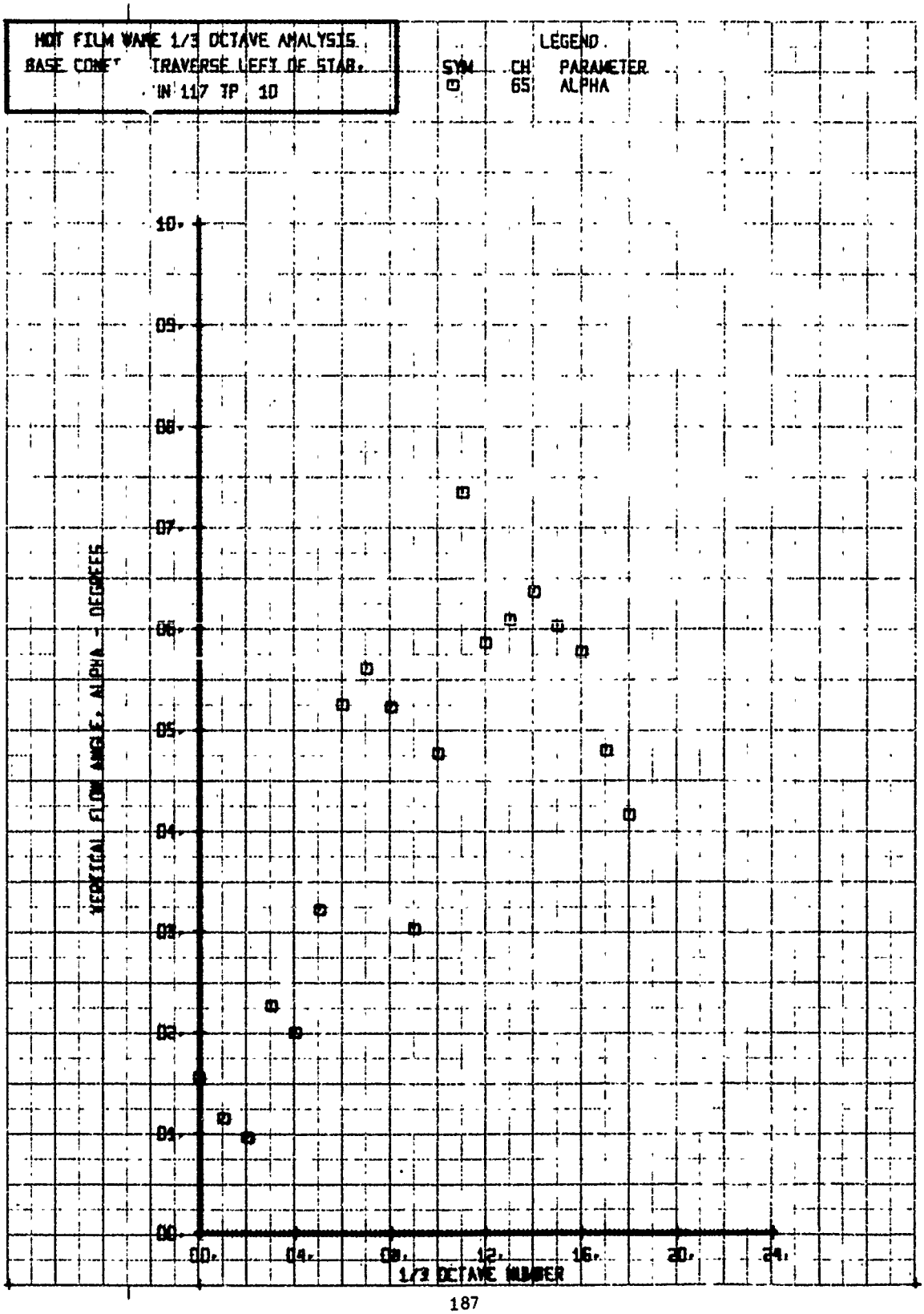
HOT FILM WAKE 1/3 OCTAVE ANALYSIS
BASE CONE TRAVERSE LEFT OF STAB.
IN 117 TP 10
LEGEND
SYM CH PARAMETER
65 ALPHA
VERTICAL FLOW ANGLE, ALPHA - DEGREES
1/3 OCTAVE NUMBER
10.
09.
08.
07.
06.
05.
04.
03.
02.
01.
00.
00.
04.
08.
12.
16.
20.
24.

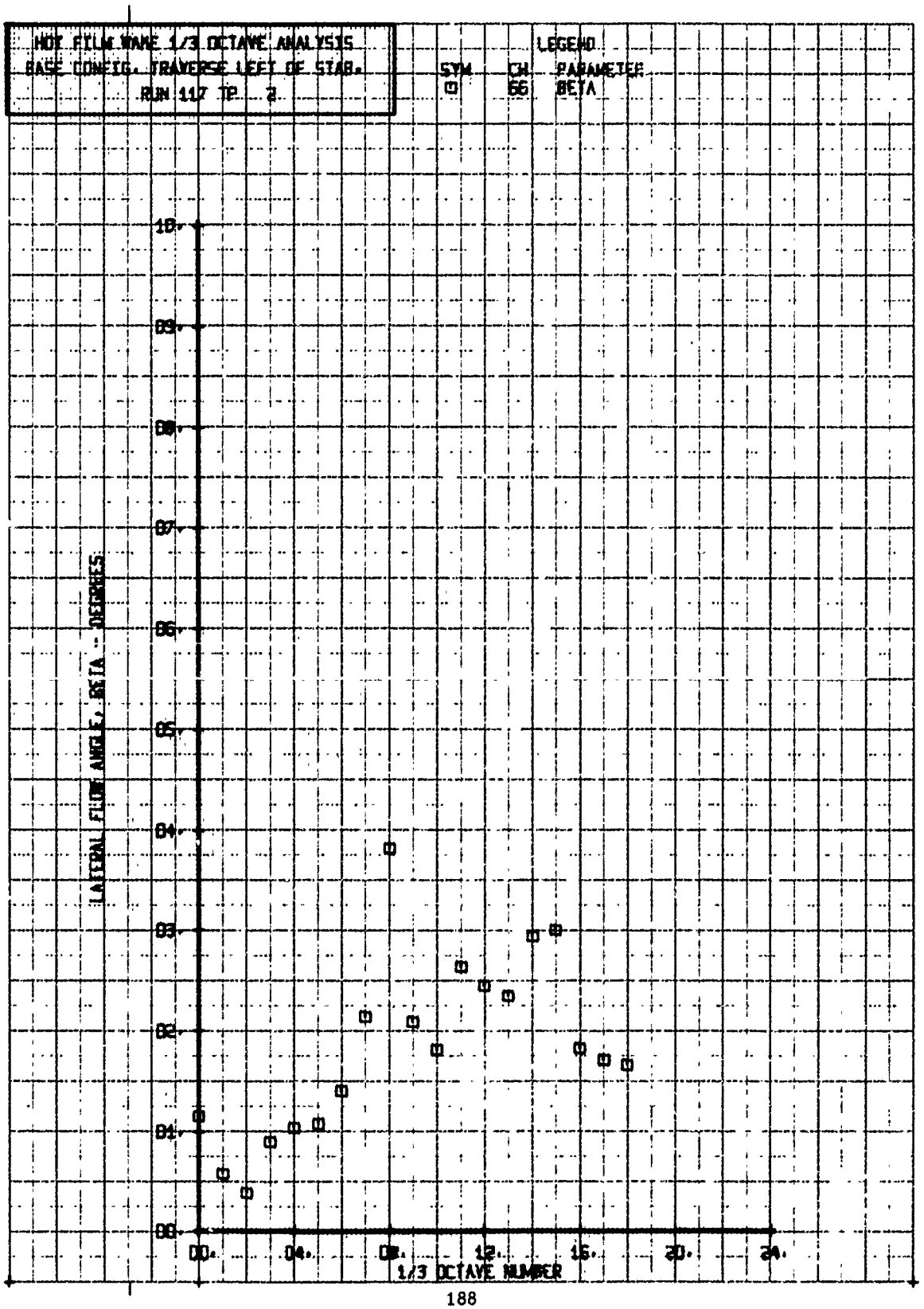
HOT FILM WAKE 1/3 OCTAVE ANALYSIS
BASE CONFIG. TRAVERSE LEFT OF STAB.
RUN 117 TP 2
LEGEND
SYM CH PARAMETER
66 BETA
10.
09.
08.
07.
06.
05.
04.
03.
02.
01.
00.
LATERAL FLOW ANGLE, BETA -- DEGREES
00.
04.
08.
12.
16.
20.
24.
1/3 OCTAVE NUMBER

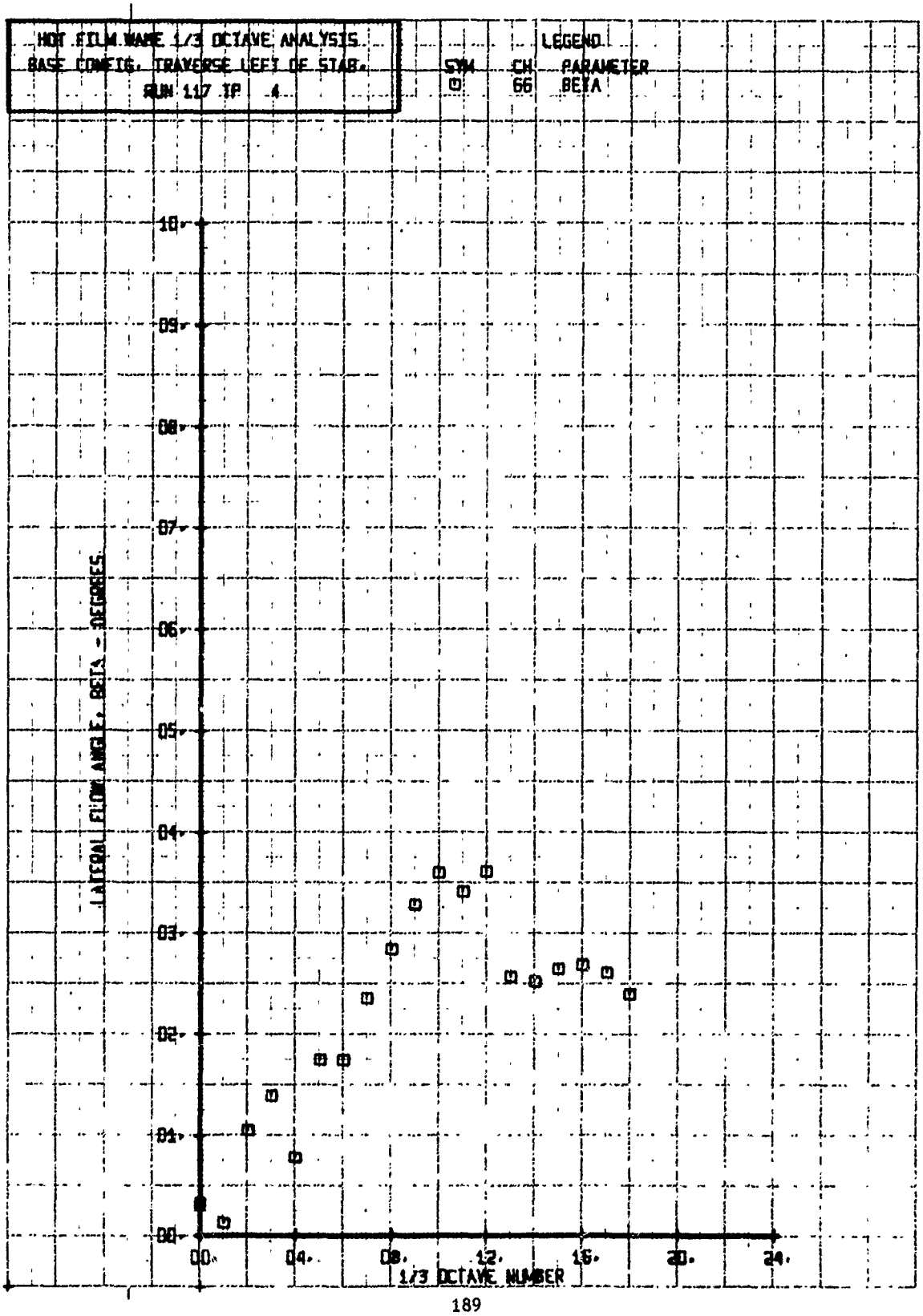
HOT FILM WAKE 1/3 OCTAVE ANALYSIS
BASE CONFIG. TRAVERSE LEFT OF STAB.
RUN 117 TP 4
LEGEND
SYM CH PARAMETER
66 BETA
LATERAL FLOW ANGLE, BETA - DEGREES
10.
09.
08.
07.
06.
05.
04.
03.
02.
01.
00.
00.
04.
08.
12.
16.
20.
24.
1/3 OCTAVE NUMBER

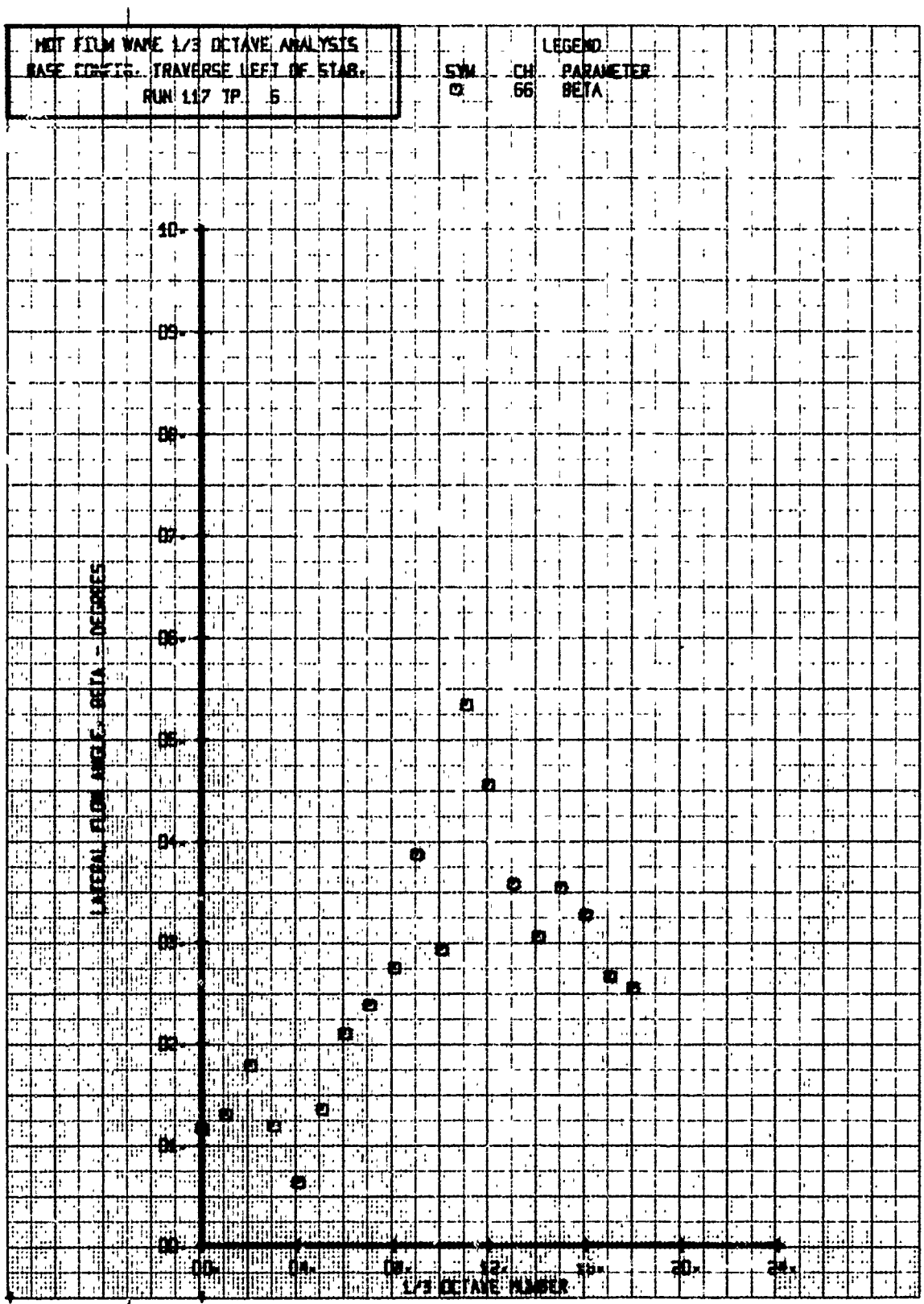
HOT FILM WAKE 1/3 OCTAVE ANALYSIS
BASE CONFIG. TRAVERSE LEFT OF STAB.
RUN 117 TP 5
LEGEND
SYM CH PARAMETER
66 BETA
10.
09.
08.
07.
06.
05.
04.
03.
02.
01.
00.
00. 04. 08. 12. 16. 20. 24.
1/3 OCTAVE NUMBER
LATERAL FLOW ANGLE, BETA - DEGREES

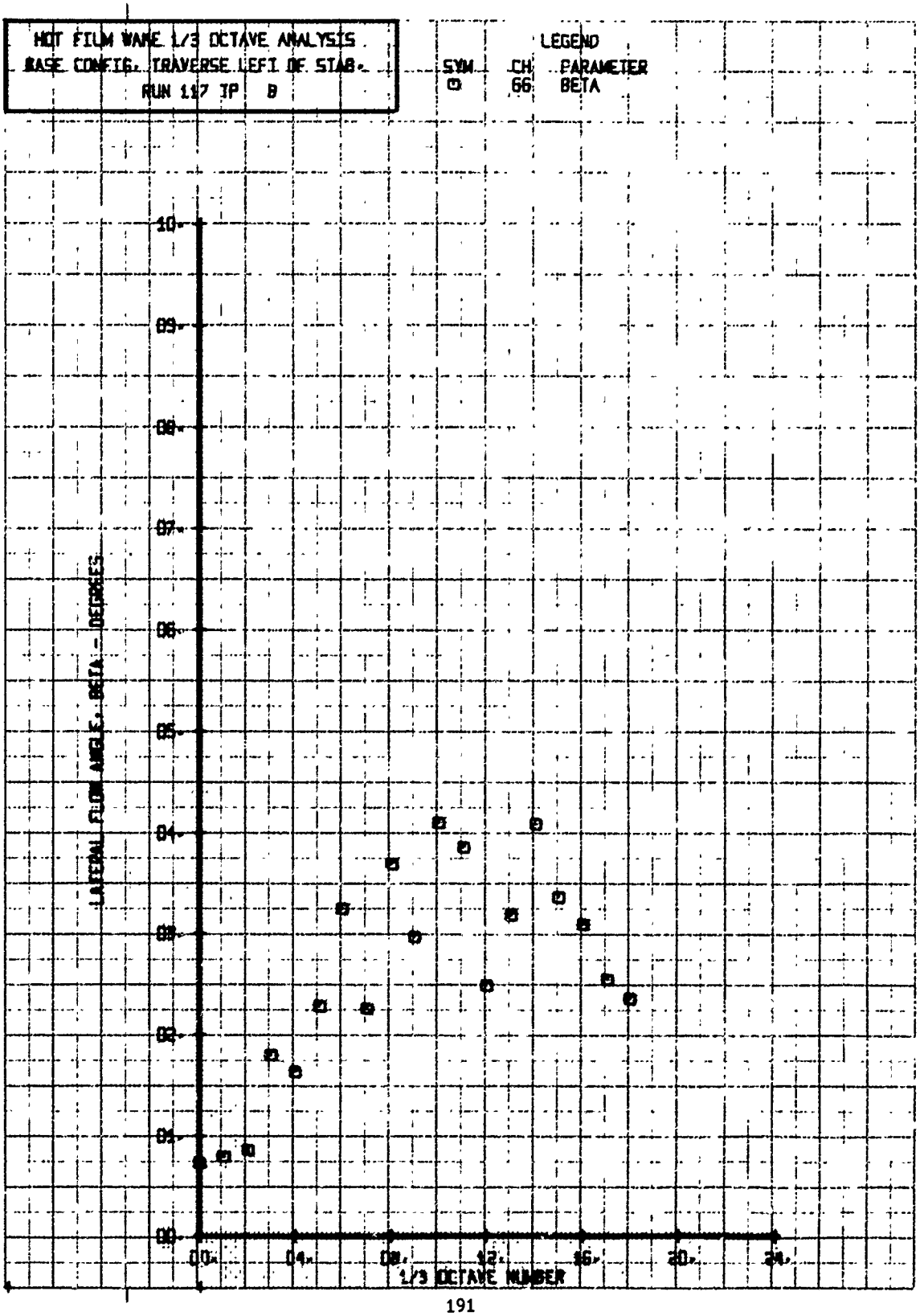
HOT FILM WAKE 1/3 OCTAVE ANALYSIS
BASE CONFIG. TRAVERSE LEFT OF STAB.
RUN 117 TP 8
LEGEND
SYM CH PARAMETER
66 BETA
LATERAL FLOW ANGLE, BETA - DEGREES
1/3 OCTAVE NUMBER
10.
09.
08.
07.
06.
05.
04.
03.
02.
01.
00.
00.
04.
08.
12.
16.
20.
24.


HOT FILM WAKE 1/3 OCTAVE ANALYSIS
BASE CONFIG. TRAVERSE THROUGH VORTEX
RUN 113 TP 8
LEGEND
SYM CH PARAMETER
66 ALPHA
10
09
08
07
06
05
04
03
02
01
00
00
04
08
12
16
20
24
1/3 OCTAVE NUMBER
VERTICAL FLOW ANGLE, MEAN - DEGREES

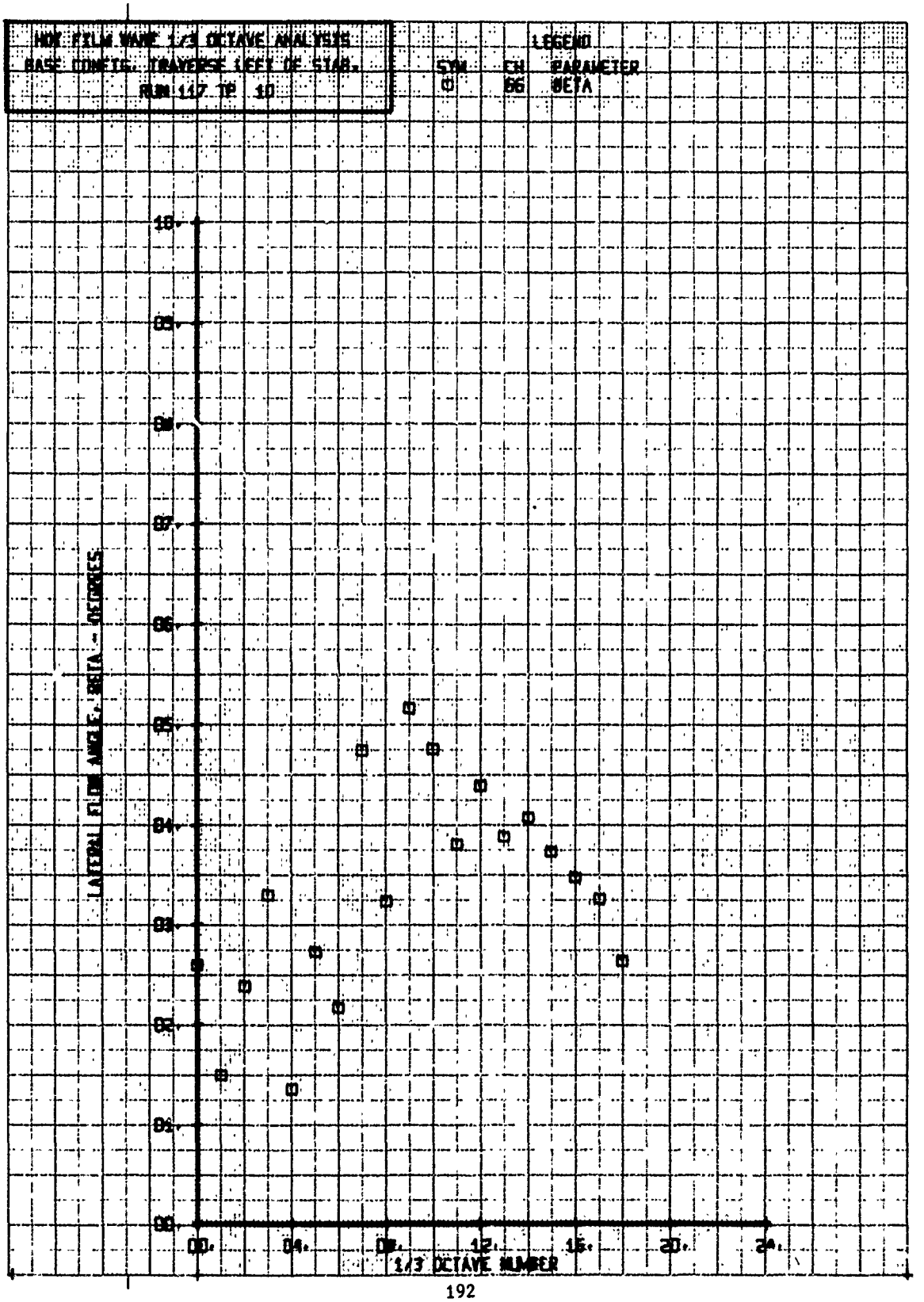
HOT FILM WAKE 1/3 OCTAVE ANALYSIS
BASE CONFIG. TRAVERSE LEFT OF STAR.
RUN 117 TP 10
LEGEND
SYM CH PARAMETER
B 06 BETA
LATERAL FLOW ANGLE, BETA - DEGREES
1/3 OCTAVE NUMBER

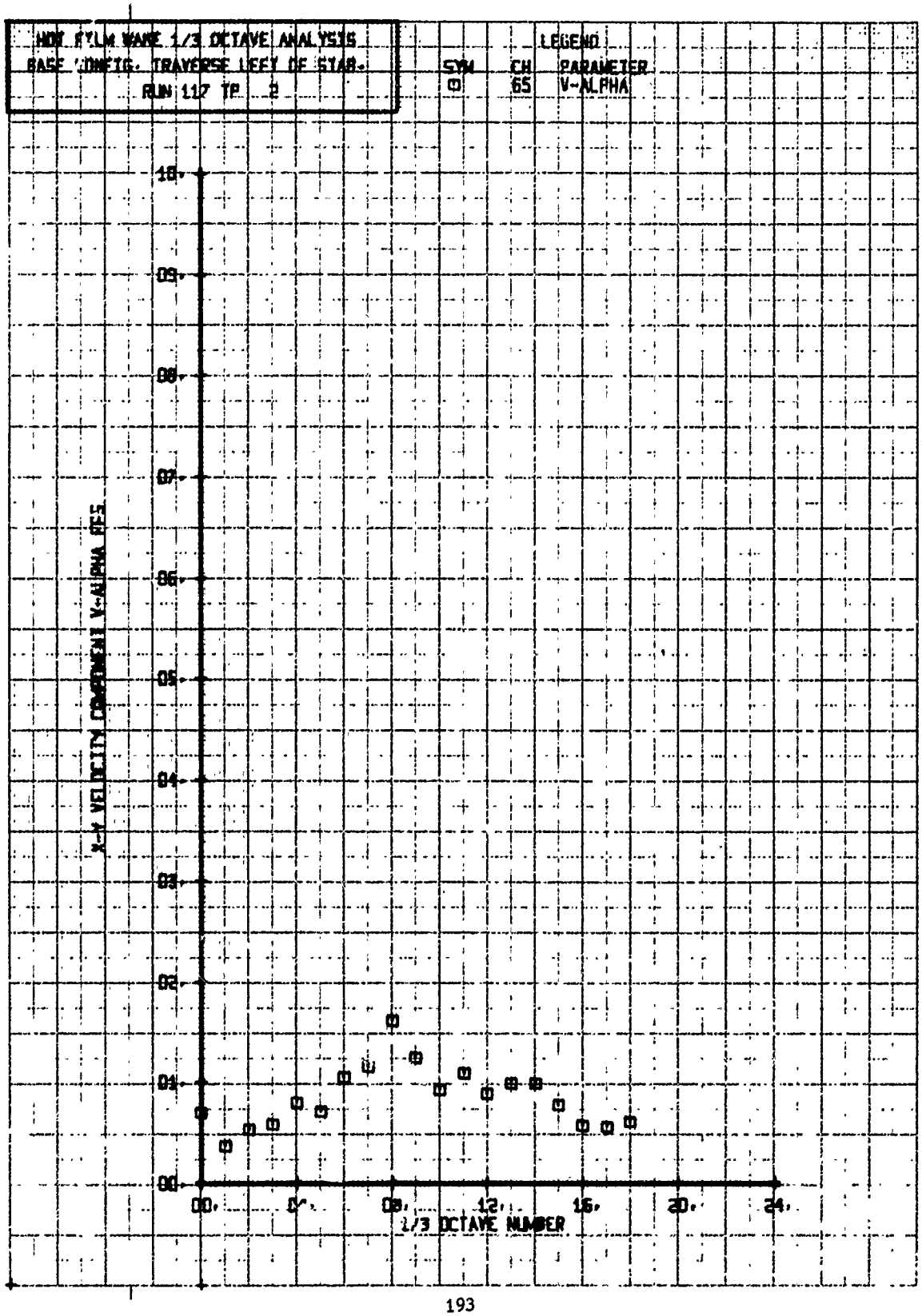
HOT FILM WAKE 1/3 OCTAVE ANALYSIS
BASE LINE TRAVERSE LEFT OF STAB.
RUN 117 TP 2
LEGEND
SYM CH PARAMETER
65 V-ALPHA
X-Y VELOCITY COMPONENT V-ALPHA RMS
1/3 OCTAVE NUMBER
10.
09.
08.
07.
06.
05.
04.
03.
02.
01.
00.
00.
04.
08.
12.
16.
20.
24.


HOT FILM WAKE 1/3 OCTAVE ANALYSIS
BASE CONFIG. TRAVERSE LEFT OF STAR.
RUN 117 IP 4
LEGEND
SYM CH PARAMETER
65 V-ALPHA
1/3 OCTAVE NUMBER

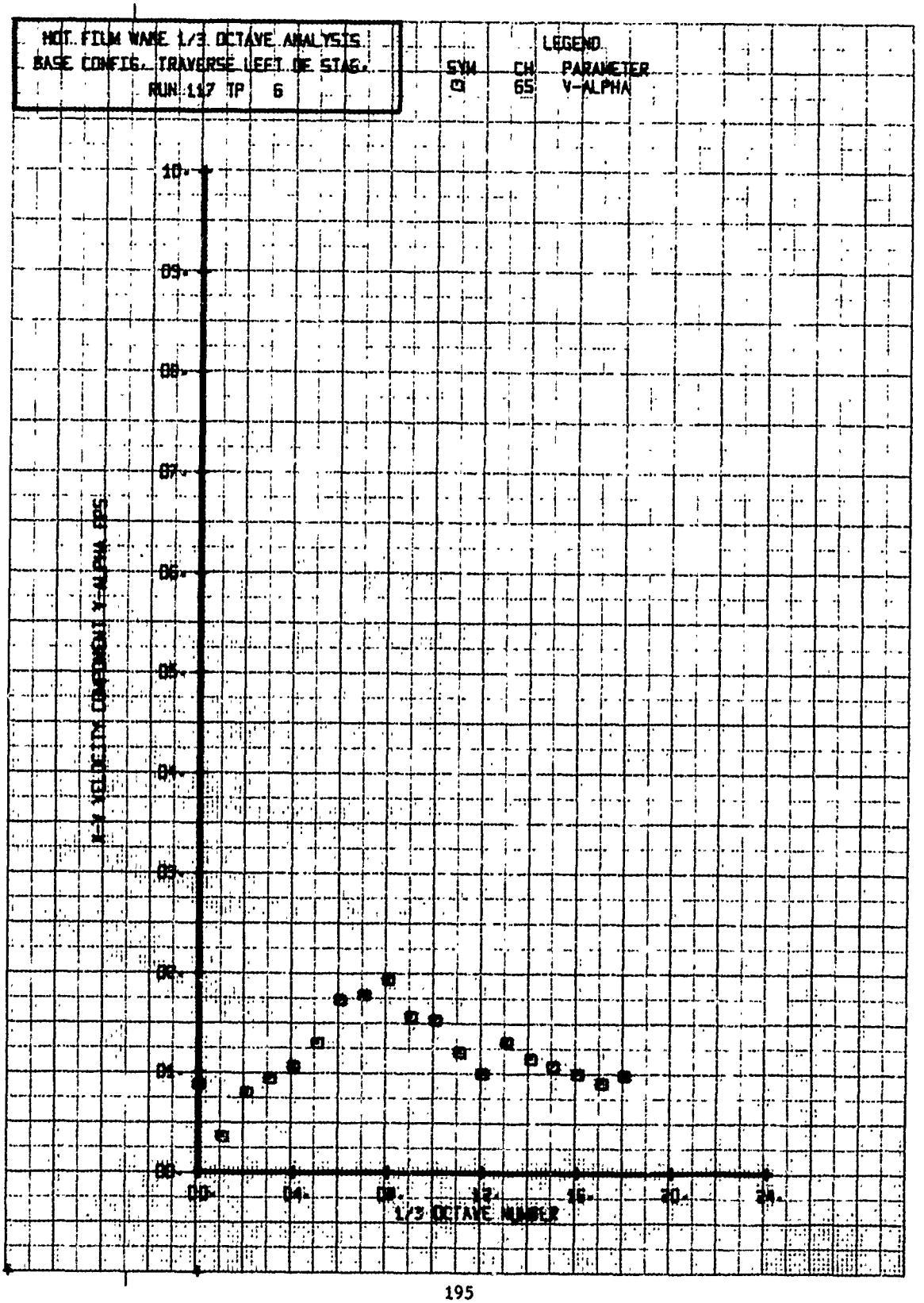
HOT FILM WAKE 1/3 OCTAVE ANALYSIS
BASE CONFIG. TRAVERSE LEFT OF STAG.
RUN 117 TP 6
LEGEND
SYM CH PARAMETER
65 V-ALPHA
10.
09.
08.
07.
06.
05.
04.
03.
02.
01.
00.
00. 04. 08. 12. 16. 20. 24.
1/3 OCTAVE NUMBER
SQR MEAN FLUCTUATING VELOCITY/FREE

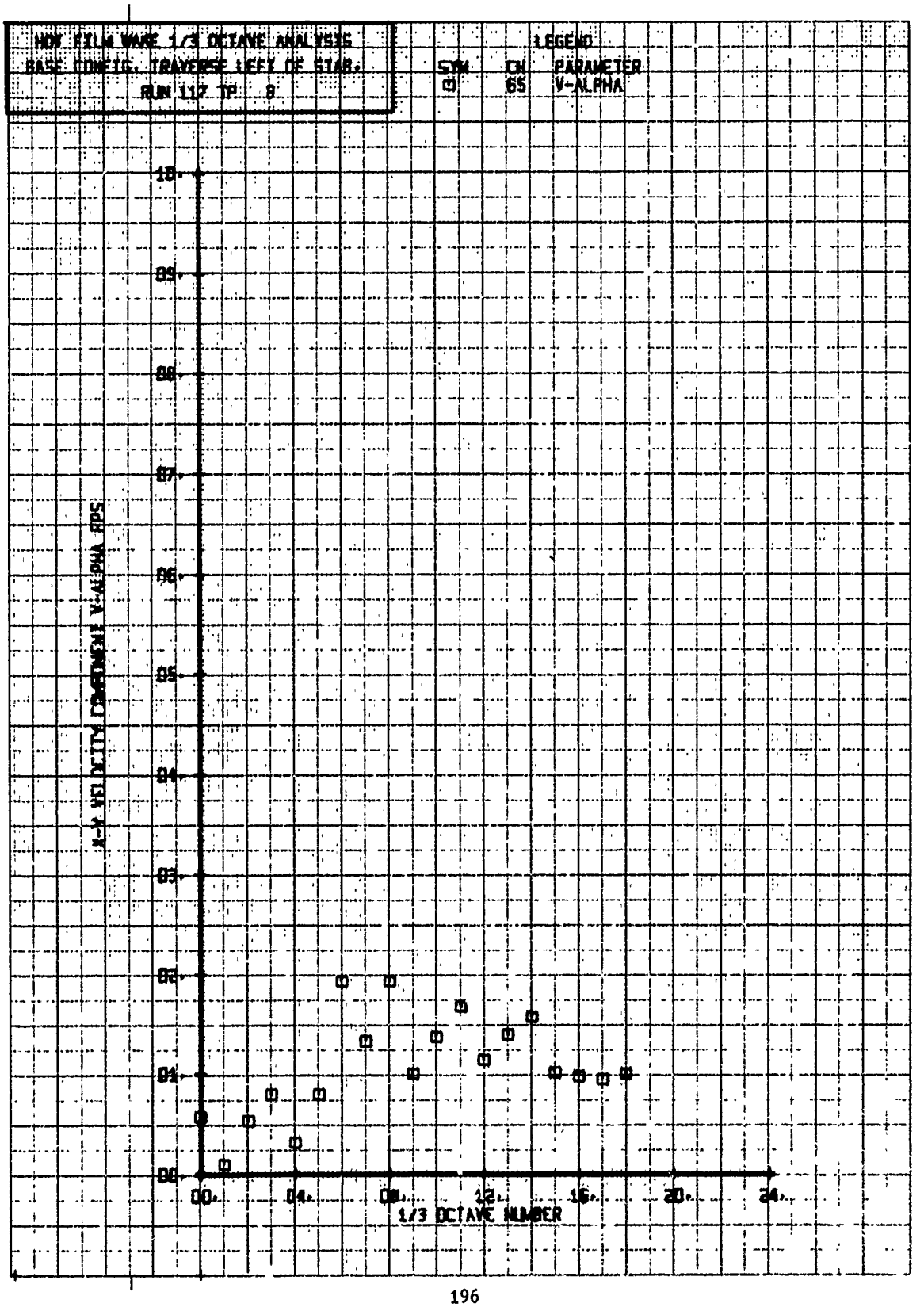
HOT FILM WAKE 1/3 OCTAVE ANALYSIS
BASE CONFIG. TRAVERSE LEFT OF STAB.
RUN 117 TP 8
LEGEND
SYM CH PARAMETER
65 V-ALPHA
.10
.09
.08
.07
.06
.05
.04
.03
.02
.01
.00
00.
04.
08.
12.
16.
20.
24.
1/3 OCTAVE NUMBER

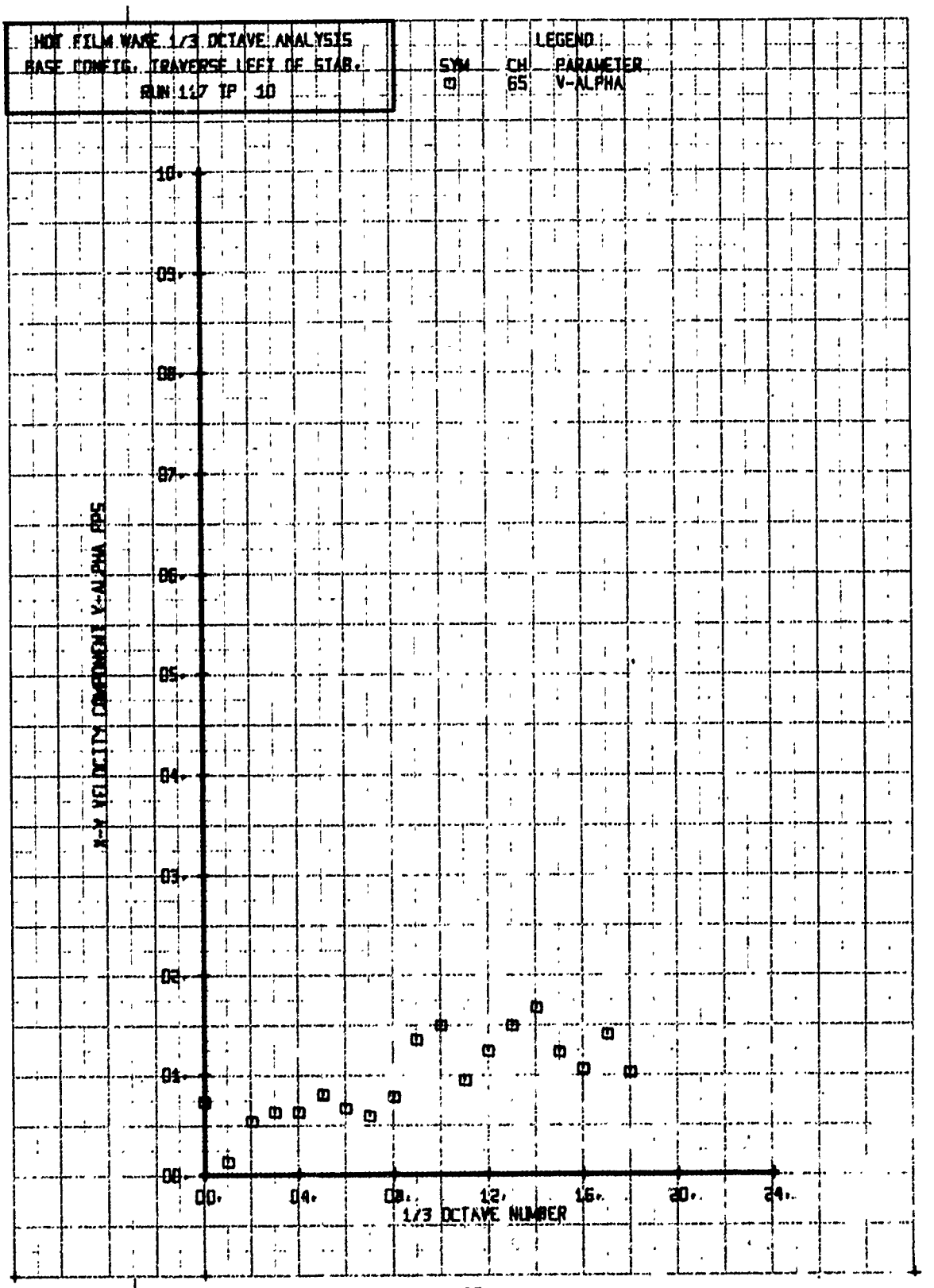
HOT FILM WAKE 1/3 OCTAVE ANALYSIS
BASE CONFIG. TRAVERSE LEFT OF STAB.
RUN 117 TP 10
LEGEND
SYM CH PARAMETER
65 V-ALPHA
10.
09.
08.
07.
06.
05.
04.
03.
02.
01.
00.
X-Y VELOCITY COMPONENT V-ALPHA RMS
00.
04.
08.
12.
16.
20.
24.
1/3 OCTAVE NUMBER


HOT FILM WAKE 1/3 OCTAVE ANALYSIS
BASE CONFIG. TRAVERSE LEFT OF STAB.
RUN 117 TP 2
LEGEND
SYM CH PARAMETER
66 V-BETA
X-Z VELOCITY COMPONENT V-BETA FPS
1/3 OCTAVE NUMBER


HOT FILM WAKE 1/3 OCTAVE ANALYSIS
BASE CONFIG. TRAVERSE LEFT OF STAB.
RUN 117 TP 4
LEGEND
SYM CH PARAMETER
66 V-BETA
10.
09.
08.
07.
06.
05.
04.
03.
02.
01.
00.
04.
08.
12.
16.
20.
24.
1/3 OCTAVE NUMBER


HOT FILM WAKE 1/3 OCTAVE ANALYSIS
BASE TONE16. TRAVERSE LEFT OF STAB.
RUN 11.7 TP 6
LEGEND
SYM CH PARAMETER
66 V-BETA
.11
.09
.08
.07
.06
.05
.04
.03
.02
.01
.00
.00
.04
.08
.12
.16
.20
.24
1/3 OCTAVE NUMBER
K-2 VELOCITY COMPONENT V-BETA FPS


HOT FILM WAKE 1/3 OCTAVE ANALYSIS
BASE CONFIG. TRAVERSE LEFT OF STAR.
RUN 117 TP 8
LEGEND
SYM CH PARAMETER
66 V-BETA
10.
09.
08.
07.
06.
05.
04.
03.
02.
01.
00.
X-Z VELOCITY COMPONENT V-BETA FPS
00.
04.
08.
12.
16.
20.
24.
1/3 OCTAVE NUMBER

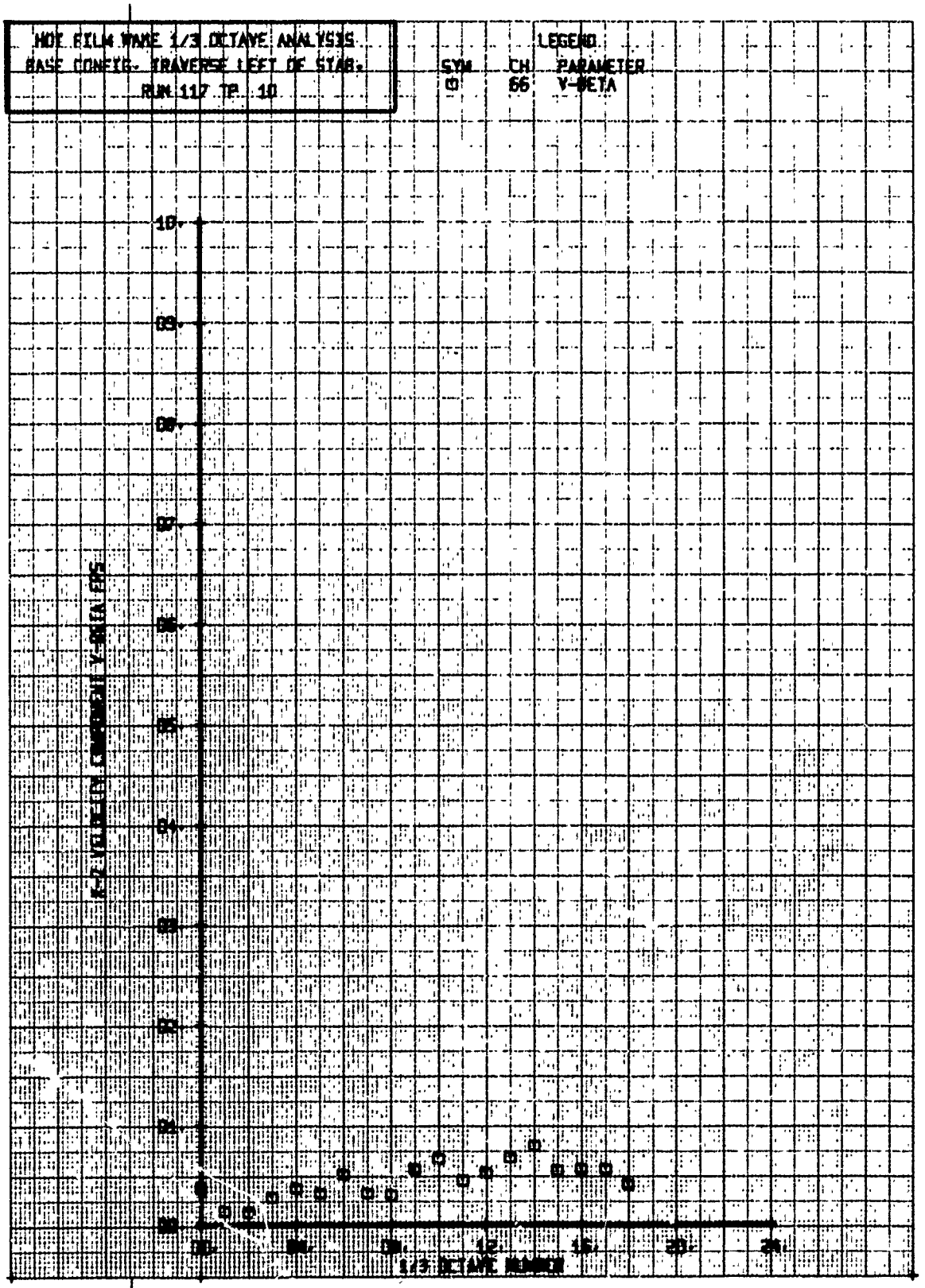
HOT FILM WAKE 1/3 OCTAVE ANALYSIS
BASE CONFIG. TRAVERSE LEFT OF STAB.
RUN 117 TP 10
LEGEND
SYM CH PARAMETER
66 Y-BETA
10.
09.
08.
07.
06.
05.
04.
03.
02.
01.
00.
08.
12.
16.
20.
24.
1/3 OCTAVE NUMBER


HOT FILM WAKE 1/3 OCTAVE ANALYSIS
BASE CONFIG. TRAVERSE LEFT OF STAB.
RUN 118 TP 2
LEGEND
SYM CH PARAMETER
66 ALPHA
18.
85.
80.
75.
70.
65.
60.
55.
50.
45.
40.
VERTICAL FLOW ANGLE, ALPHA - DEGREES
1/3 OCTAVE NUMBER


HOT FILM WAKE 1/3 OCTAVE ANALYSIS
BASE CONFIG. TRAVERSE LEFT OF STAB.
RUN 118 TP 2
LEGEND
SYM CH PARAMETER
B 55 BETA
LATERAL FLOW ANGLE, BETA - DEGREES
1/3 OCTAVE NUMBER

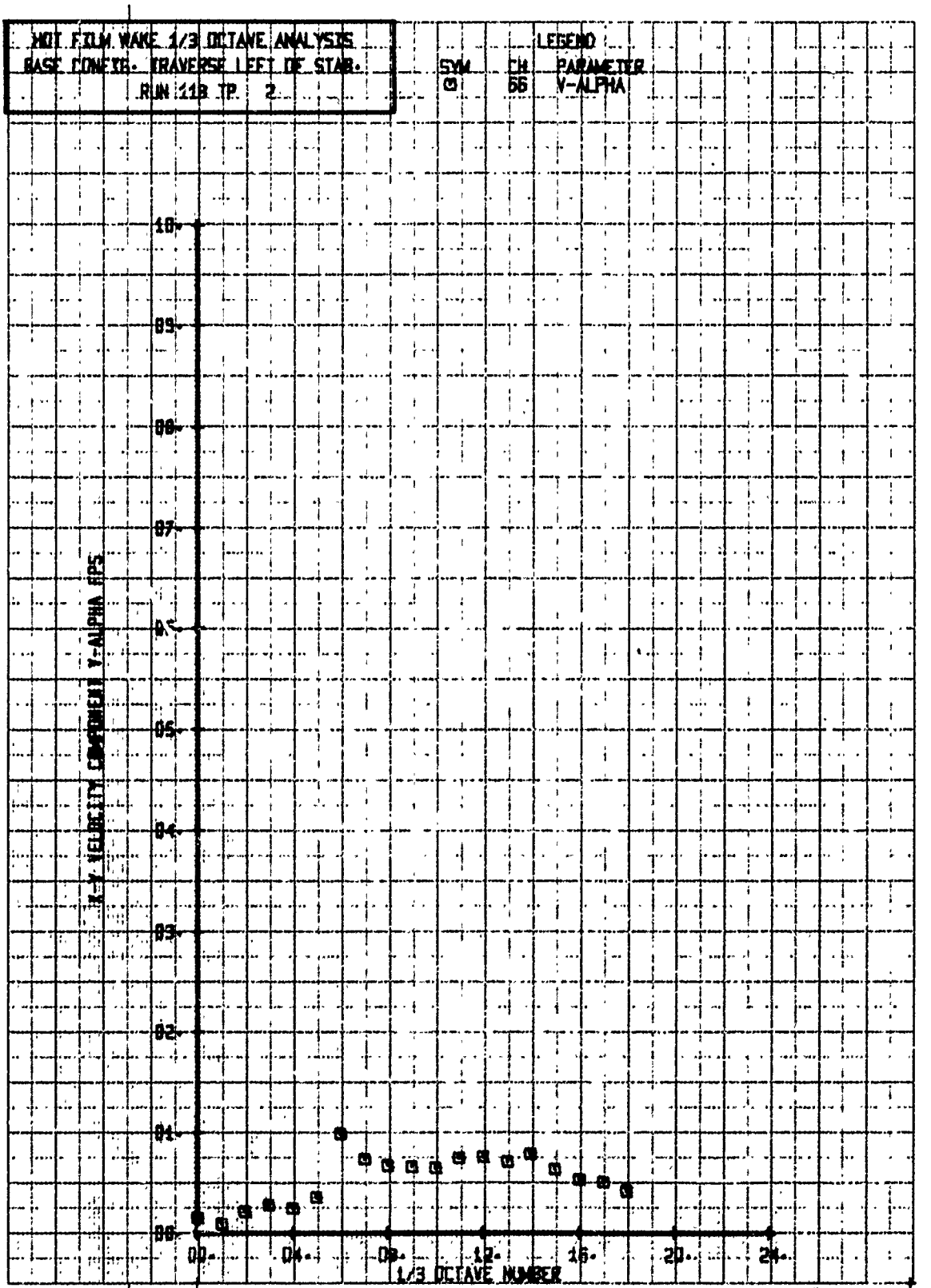
HOT FILM WAKE 1/3 OCTAVE ANALYSIS
BASE CONFIG. TRAVERSE LEFT OF STAB.
RUN 118 TP 2
LEGEND
SYM CH PARAMETER
□ 66 V-ALPHA
10.
09.
08.
07.
06.
05.
04.
03.
02.
01.
00.
00. 04. 08. 12. 16. 20. 24.
1/3 OCTAVE NUMBER

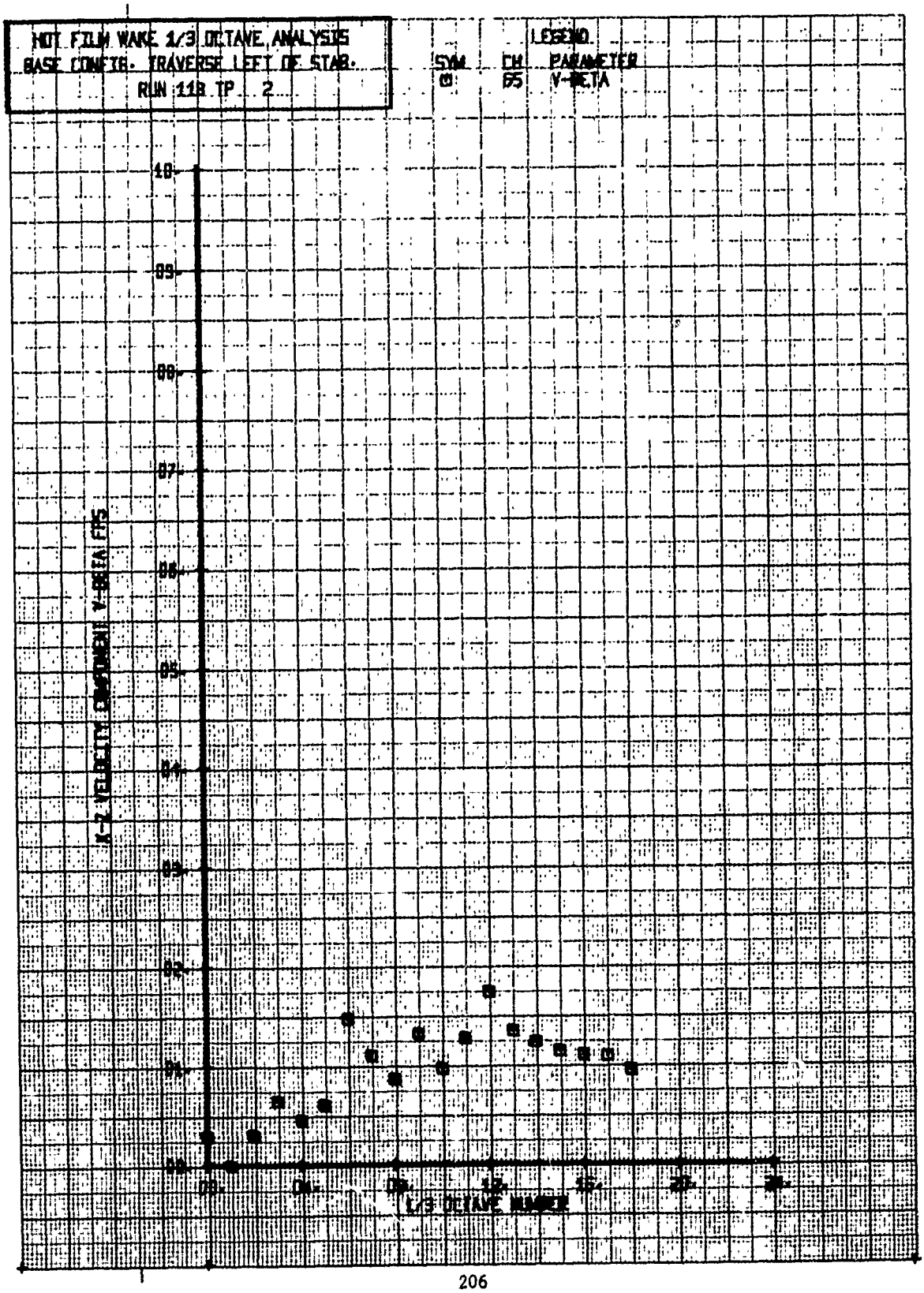
HOT FILM WAKE 1/3 OCTAVE ANALYSIS
BASE CONFIG. TRAVERSE LEFT OF STAB.
RUN 118 TP 2
LEGEND
SYM CH PARAMETER
65 V-BETA
1.0
.9
.8
.7
.6
.5
.4
.3
.2
.1
0.0
X-Z VELOCITY COMPONENT V-BETA FPS
1/3 OCTAVE NUMBER

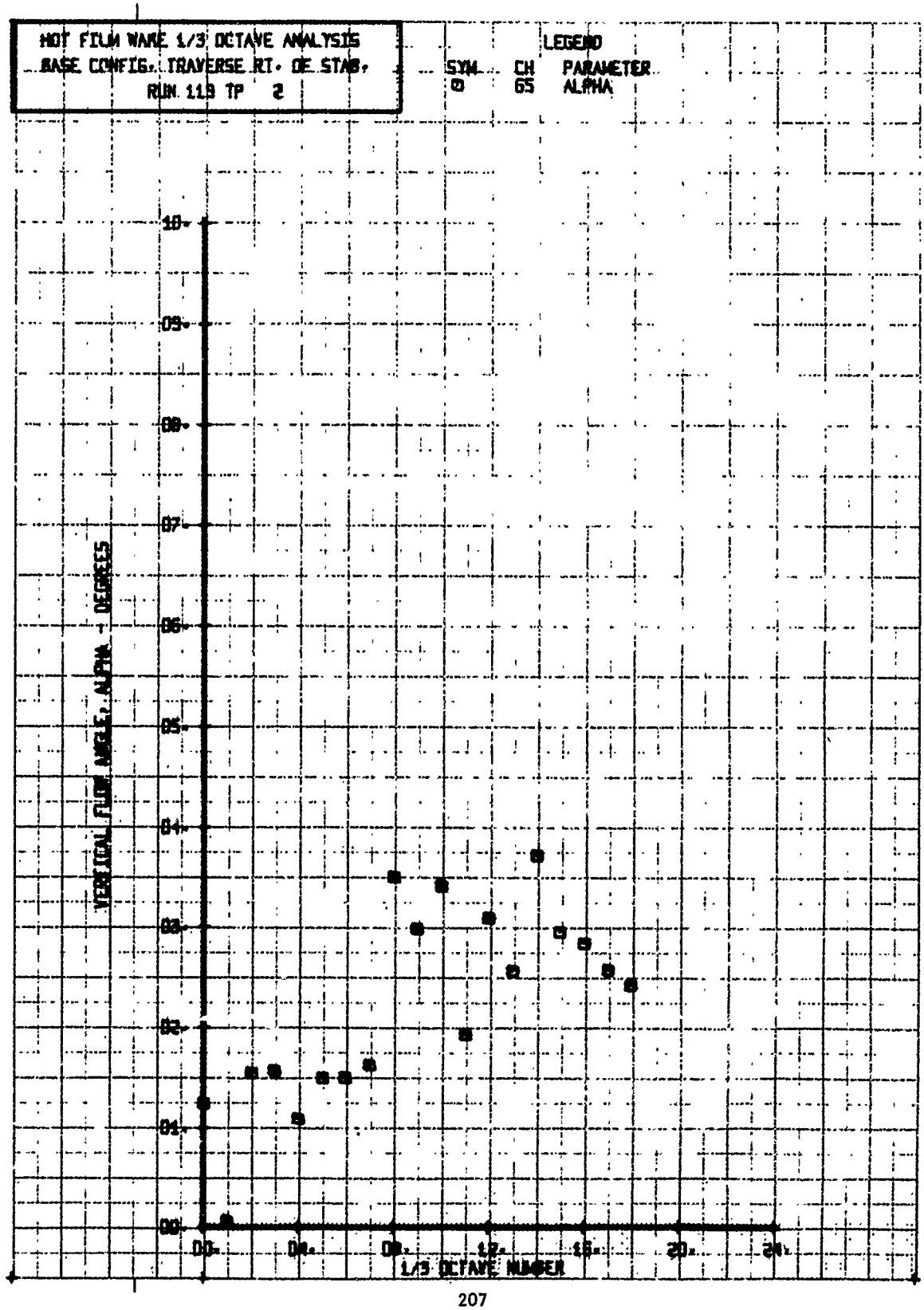
HOT FILM WAKE 1/3 OCTAVE ANALYSIS
BASE CONFIG. TRAVERSE RT. OF STAB.
RUN 113 TP 2
LEGEND
SYM CH PARAMETER
65 ALPHA
VERTICAL FLOW ANGLE, ALPHA - DEGREES
1/3 OCTAVE NUMBER

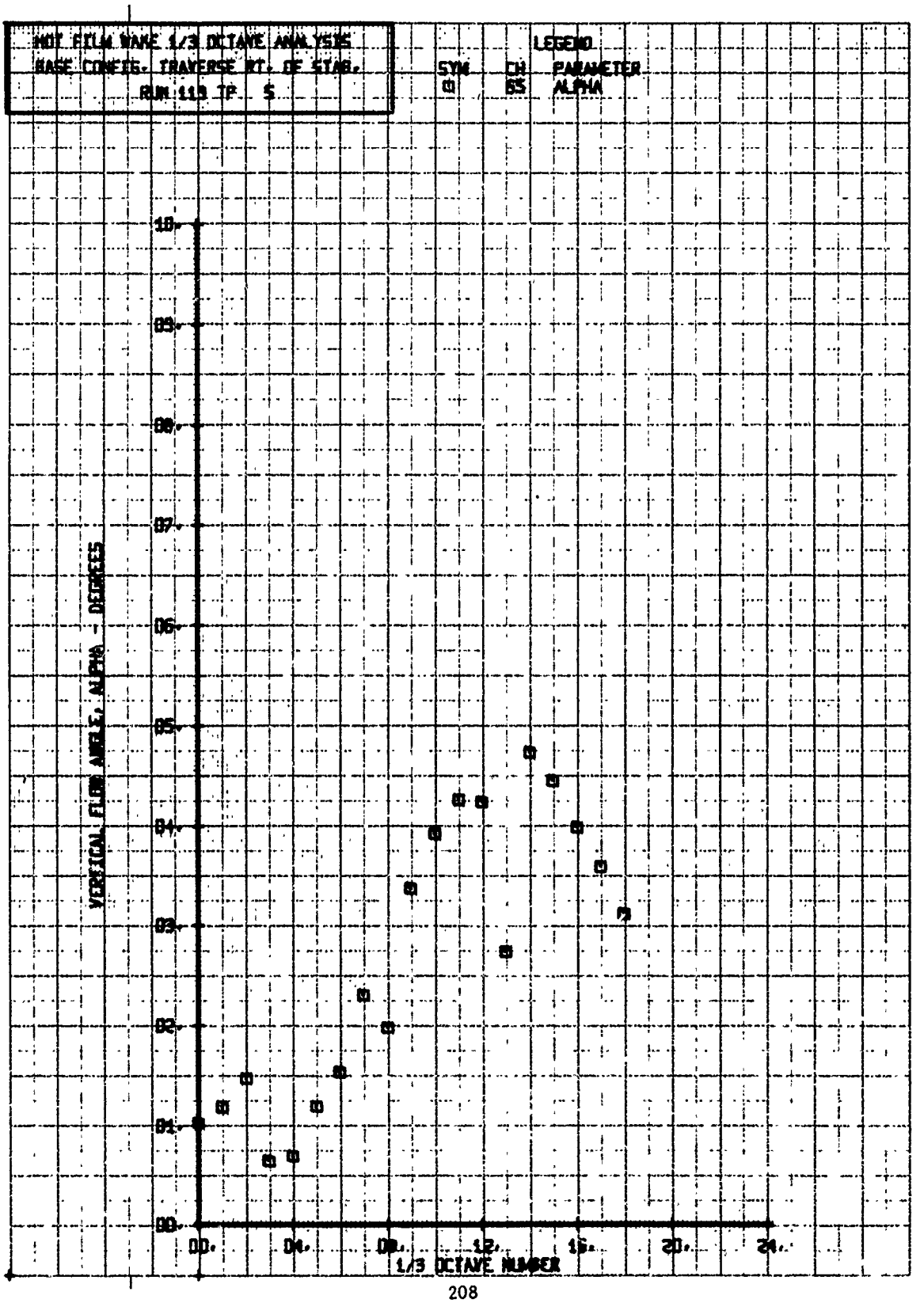
HOT FILM WAKE 1/3 OCTAVE ANALYSIS
BASE CONFIG. TRAVERSE RT. OF STAB.
RUN 119 TP 5
LEGEND
SYM CH PARAMETER
8 65 ALPHA
VERTICAL FLOW ANGLE, ALPHA - DEGREES
10.
09.
08.
07.
06.
05.
04.
03.
02.
01.
00.
00. 04. 08. 12. 16. 20. 24.
1/3 OCTAVE NUMBER


HOT FILM WAKE 1/3 OCTAVE ANALYSIS
BASE CONFIG. TRAVERSE RT. OF STAB.
RUN 113 TP 8
LEGEND
SYM CH PARAMETER
8 65 ALPHA
VERTICAL FLOW ANGLE, ALPHA - DEGREES
1/3 OCTAVE NUMBER


HOT FILM WAKE 1/3 OCTAVE ANALYSIS
BASE CONFIG. TRANSVERSE RT. OF STAB.
RUN 119 TP 9
LEGEND
SYM CH PARAMETER
0 65 ALPHA
1/3 OCTAVE NUMBER

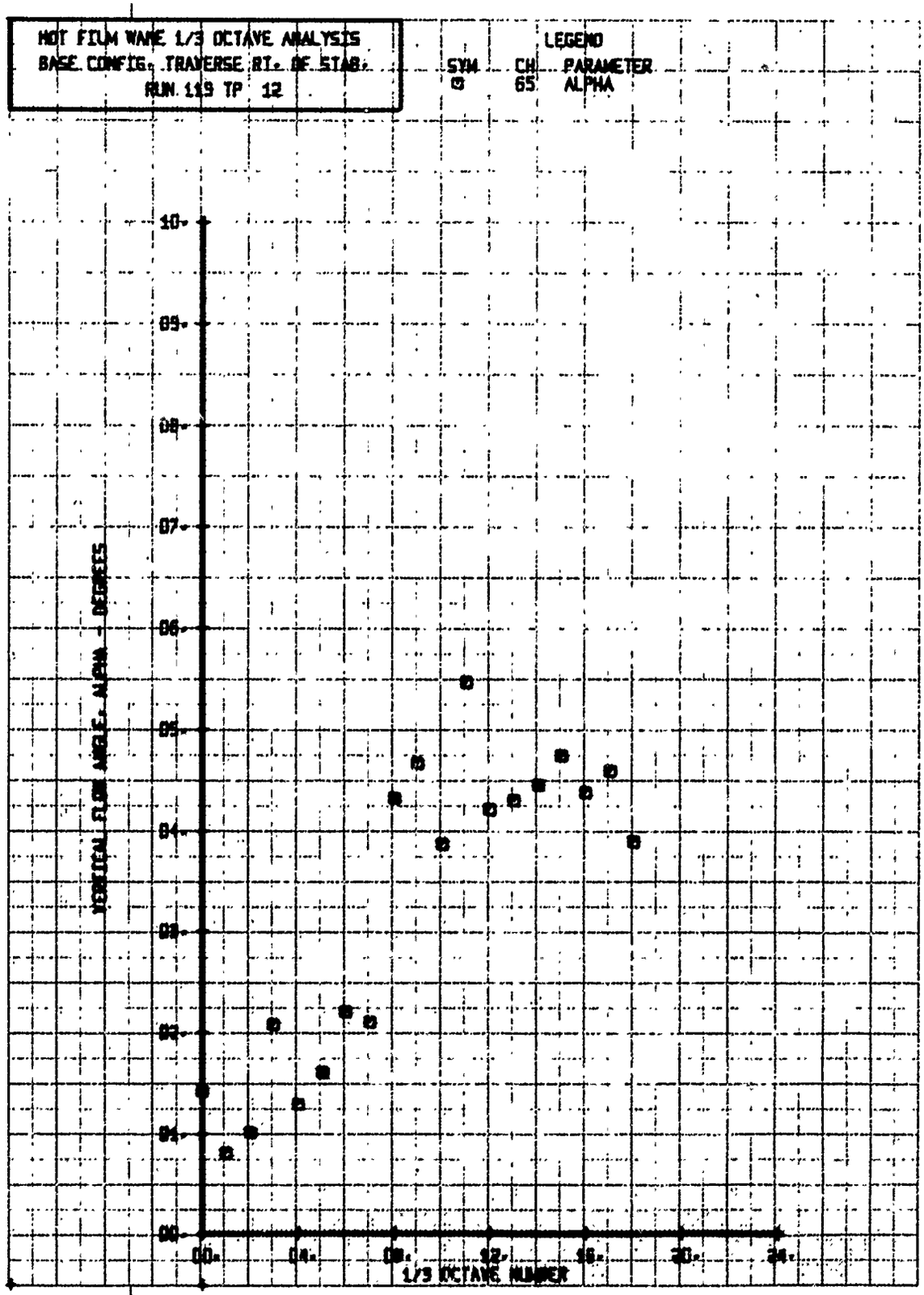
HOT FILM WAKE 1/3 OCTAVE ANALYSIS
BASE CONFIG. TRAVERSE RT. OF STAB.
RUN 119 TP 12
LEGEND
SYM CH PARAMETER
65 ALPHA
VERTICAL FLOW ANGLE, ALPHA - DEGREES
1/3 OCTAVE NUMBER
10.
09.
08.
07.
06.
05.
04.
03.
02.
01.
00.
00.
04.
08.
12.
16.
20.
24.

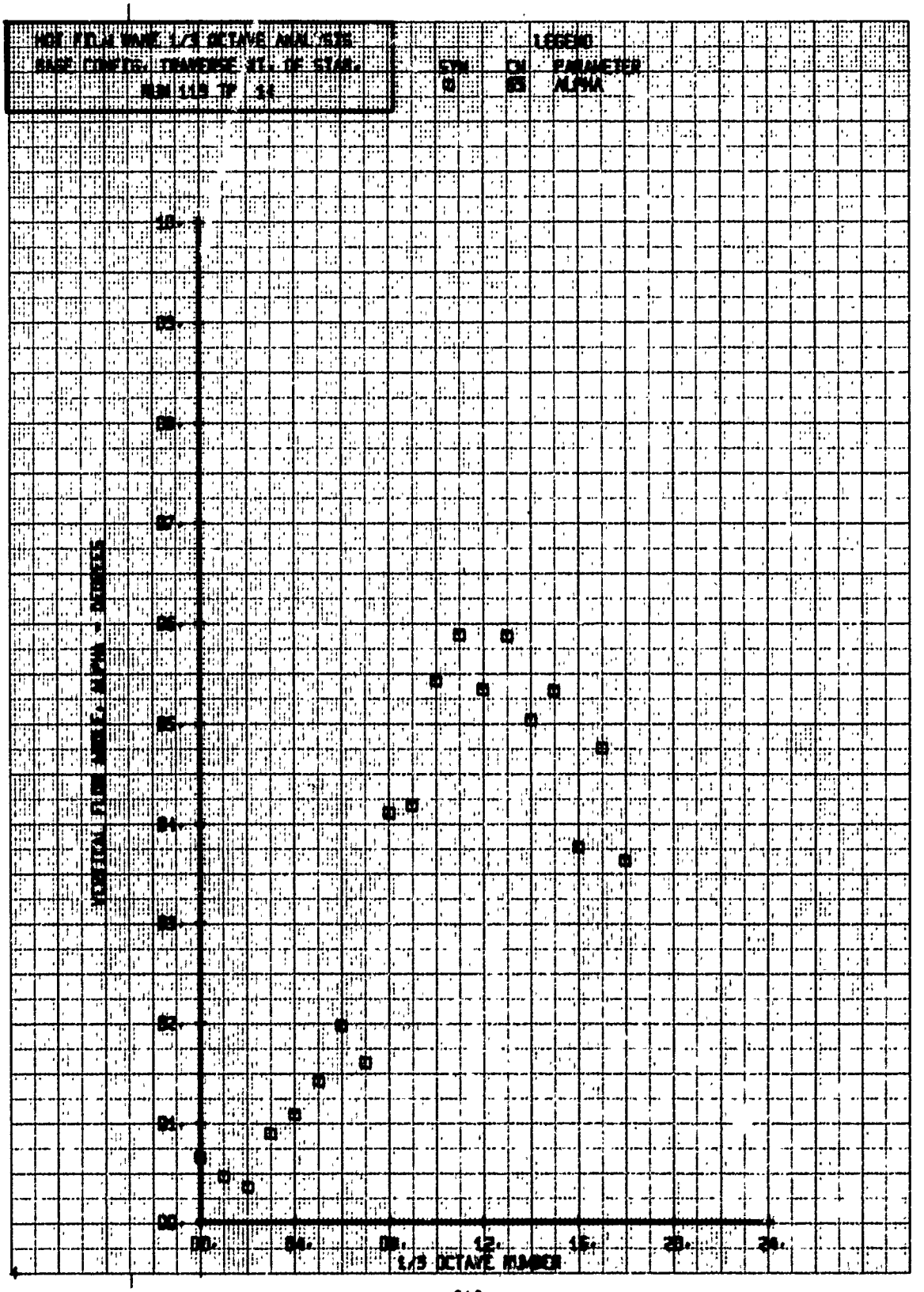
LEGEND
SYM CH PARAMETER
ALPHA
1/3 OCTAVE NUMBER

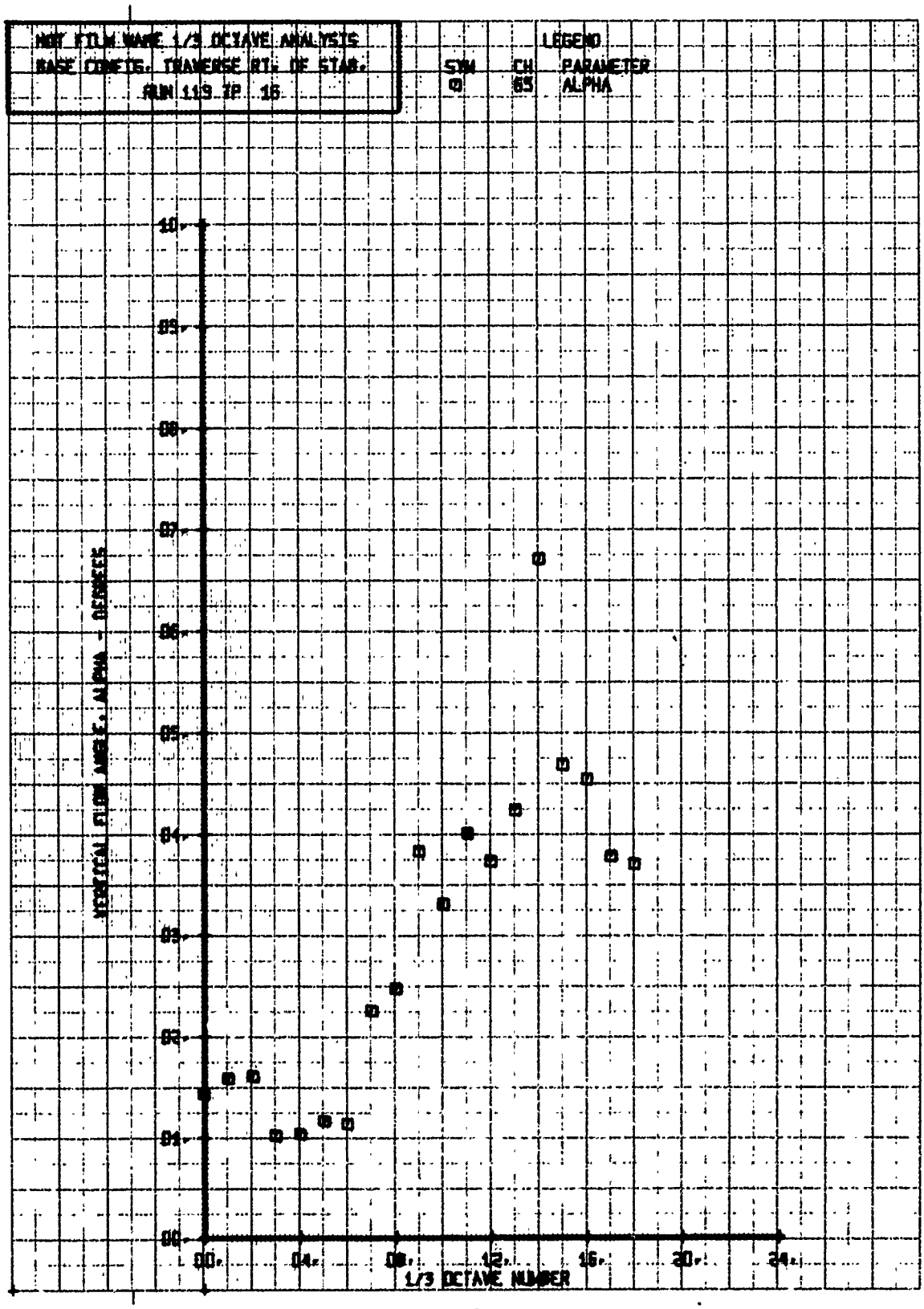
HOT FILM WAKE 1/3 OCTAVE ANALYSIS
BASE CONFIG. TRAVERSE RT. OF STAR.
RUN 119 TP 16
LEGEND
SYM CH PARAMETER
65 ALPHA
VERTICAL FLOW ANGLE, ALPHA - DEGREES
1/3 OCTAVE NUMBER

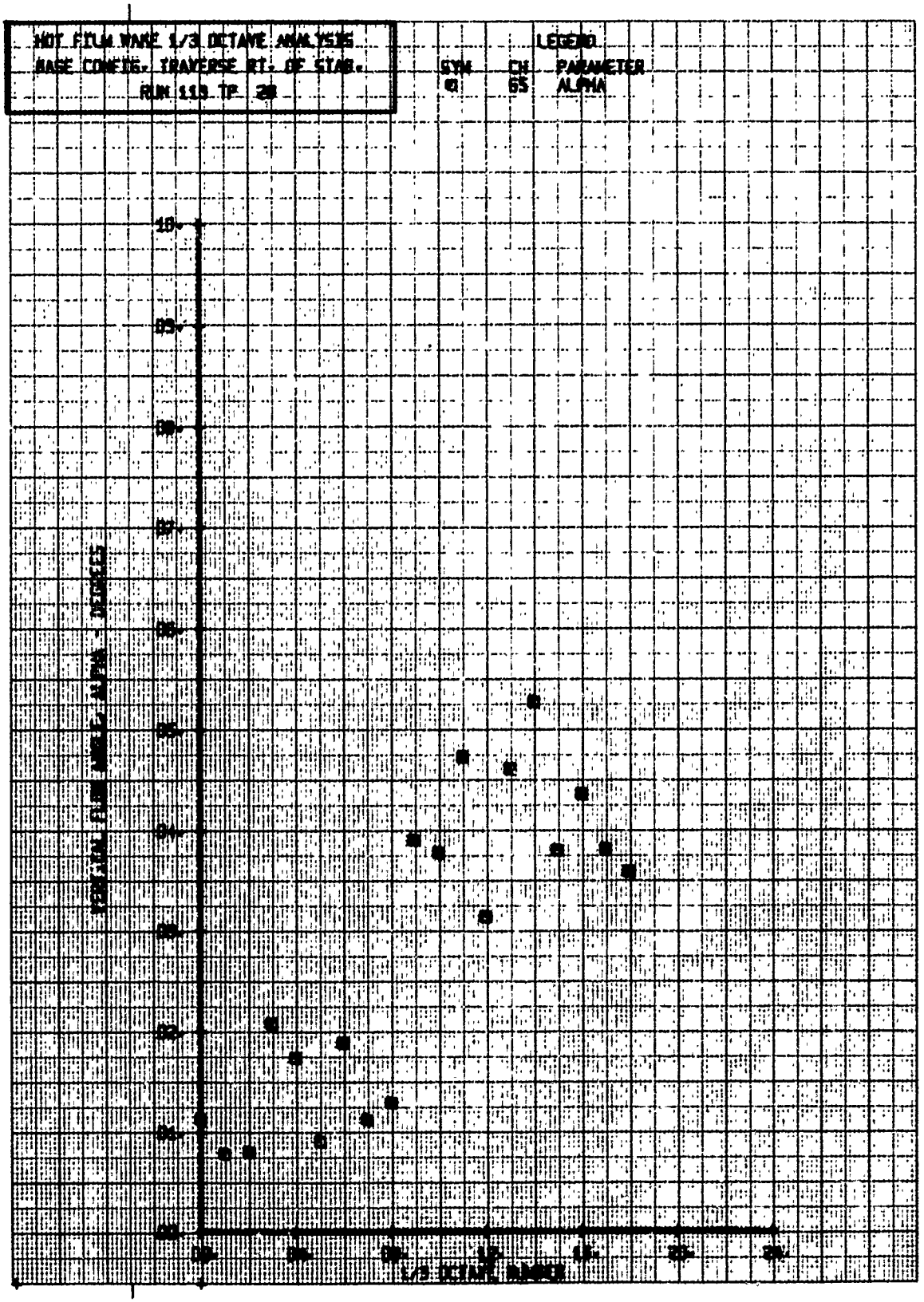
HOT FILM WAKE 1/3 OCTAVE ANALYSIS
BASE CONFIG. TRAVERSE RT. OF STAB.
RUN 113 TP 28
LEGEND
SYM CH PARAMETER
ALPHA
1/3 OCTAVE NUMBER


HOT FILM WAKE 1/3 OCTAVE ANALYSIS
BASE CONFIG. TRAVERSE AT .6 OF STAB.
RUN 119 TP 25
LEGEND
SYM CH PARAMETER
65 ALPHA
1/3 OCTAVE NUMBER

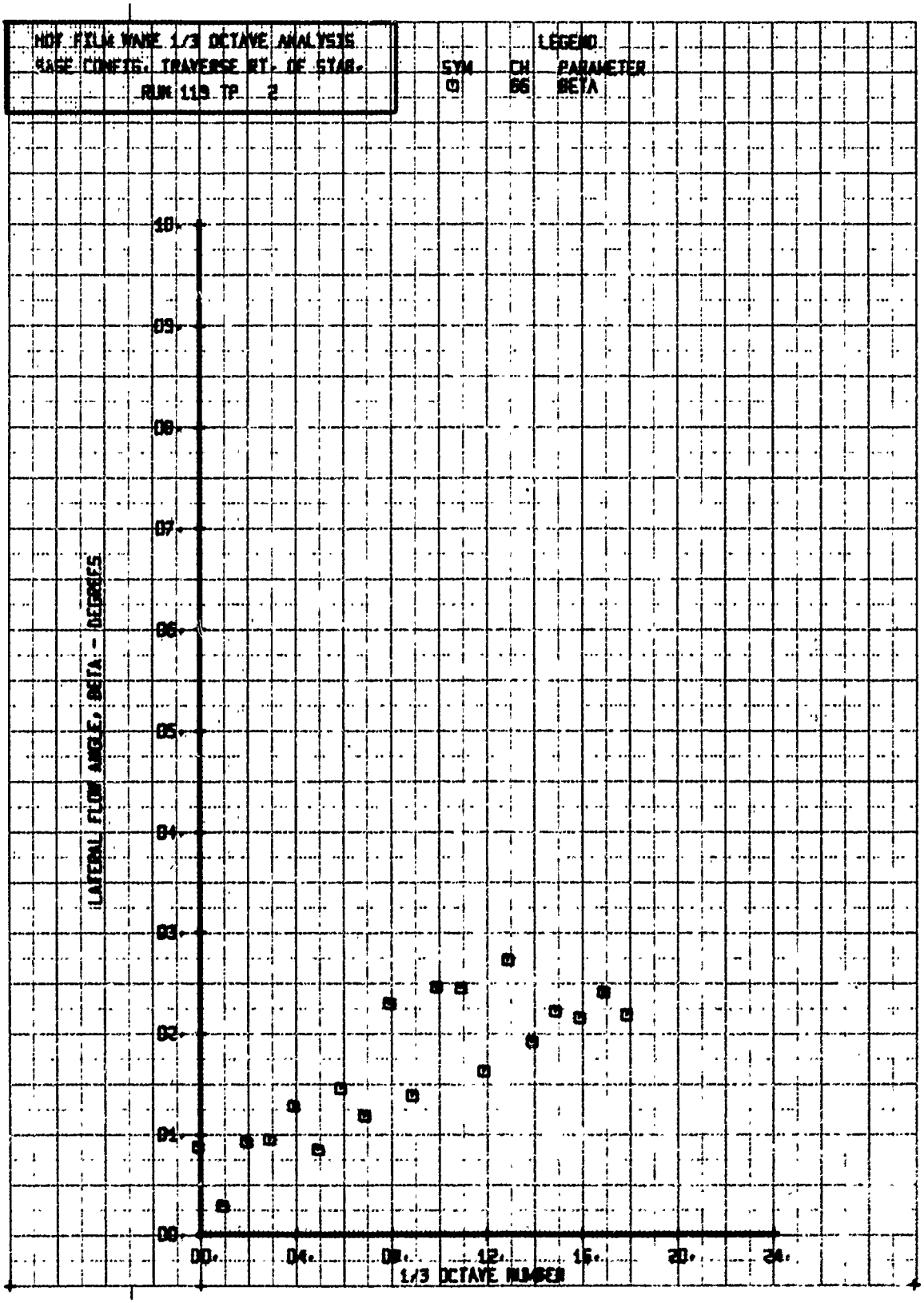
HOT FILM WAKE 1/3 OCTAVE ANALYSIS
BASE CONFIG. TRAVERSE RT. OF STAR.
RUN 119 TP 2
LEGEND
SYM CH PARAMETER
66 BETA
10.
09.
08.
07.
06.
05.
04.
03.
02.
01.
00.
LATERAL FLOW ANGLE, BETA - DEGREES
00.
04.
08.
12.
16.
20.
24.
1/3 OCTAVE NUMBER

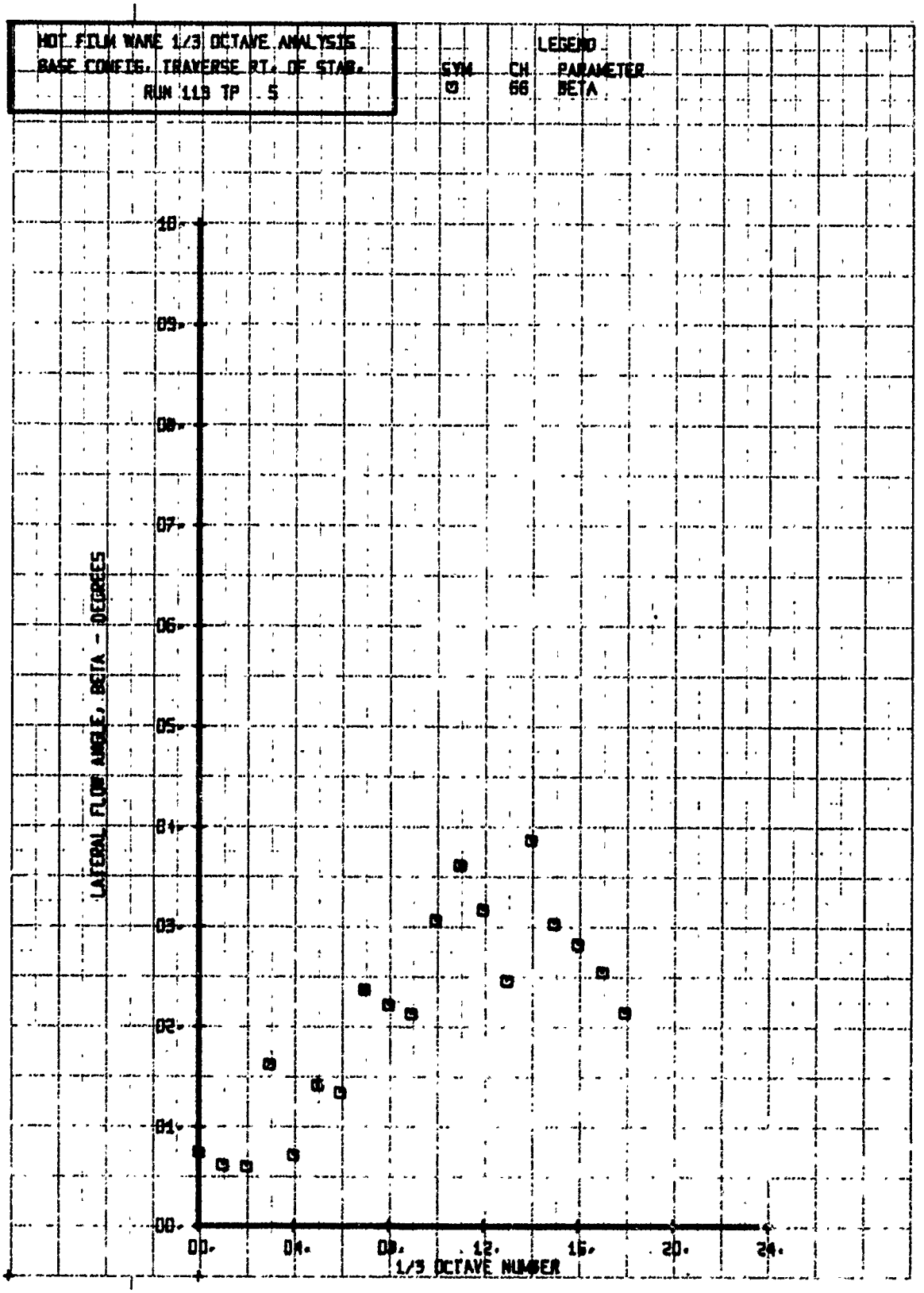
HOT FILM WAKE 1/3 OCTAVE ANALYSIS
BASE CONFIG. TRAVERSE RT. OF STAB.
RUN 113 TP 5
LEGEND
SYM CH PARAMETER
66 BETA
LATERAL FLOW ANGLE, BETA - DEGREES
1/3 OCTAVE NUMBER
10.
09.
08.
07.
06.
05.
04.
03.
02.
01.
00.
00.
04.
08.
12.
16.
20.
24.

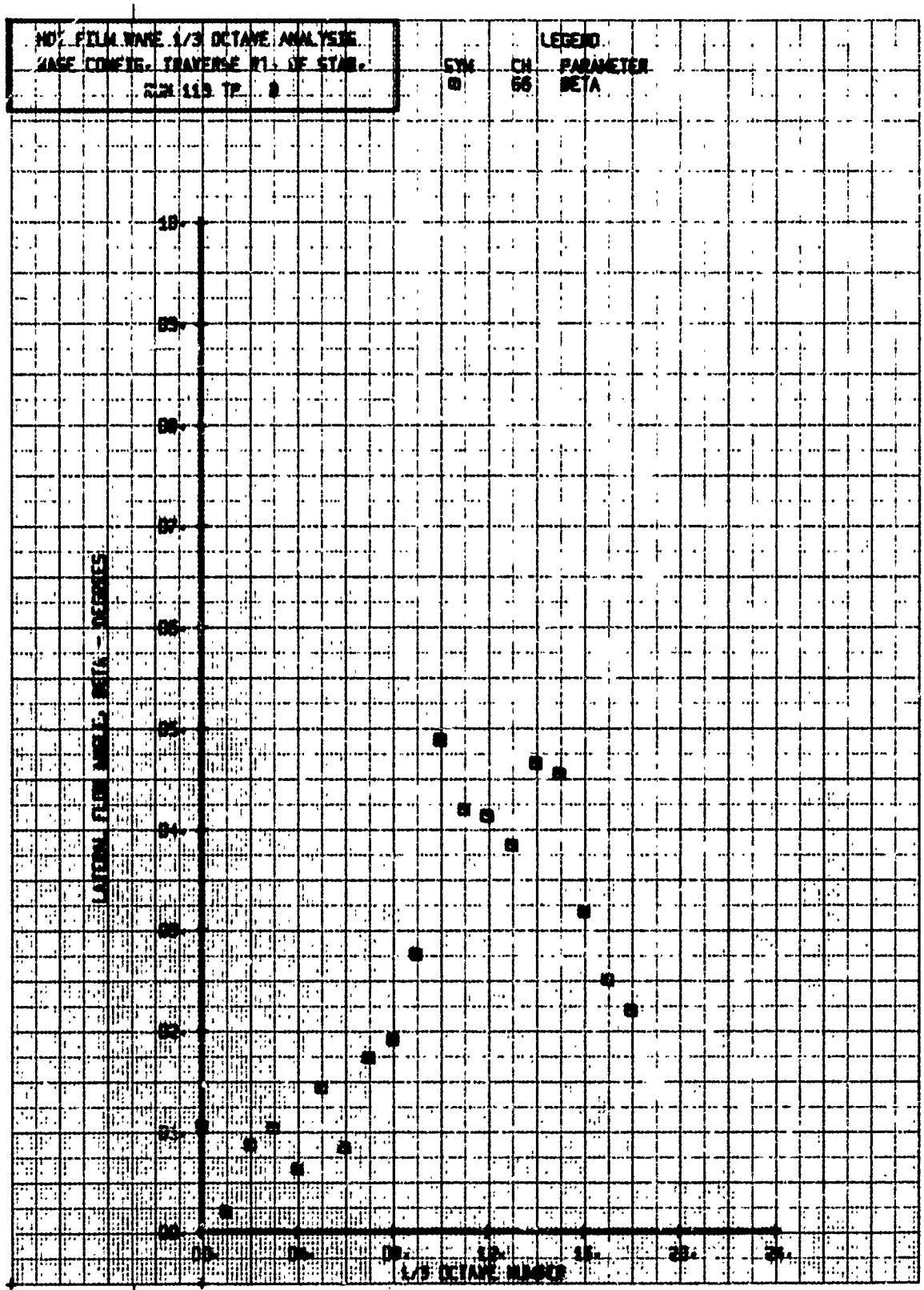
HOT FILM WAKE 1/3 OCTAVE ANALYSIS
WAKE CONFIG. TRAVERSE NO. OF STAS.
RUN 113 TP 8
LEGEND
SYM CH PARAMETER
8 66 BETA
LATERAL FLOW ANGLE, BETA - DEGREES
1/3 OCTAVE NUMBER


HOT FILM WAVE 1/3 OCTAVE ANALYSIS
BASE CONFIG. TRAVERSE AT. OF STAB.
RUN 113 TP 9
LEGEND
SYM CH PARAMETER
66 BETA
LATERAL FLOW ANGLE, BETA - DEGREES
1/3 OCTAVE NUMBER

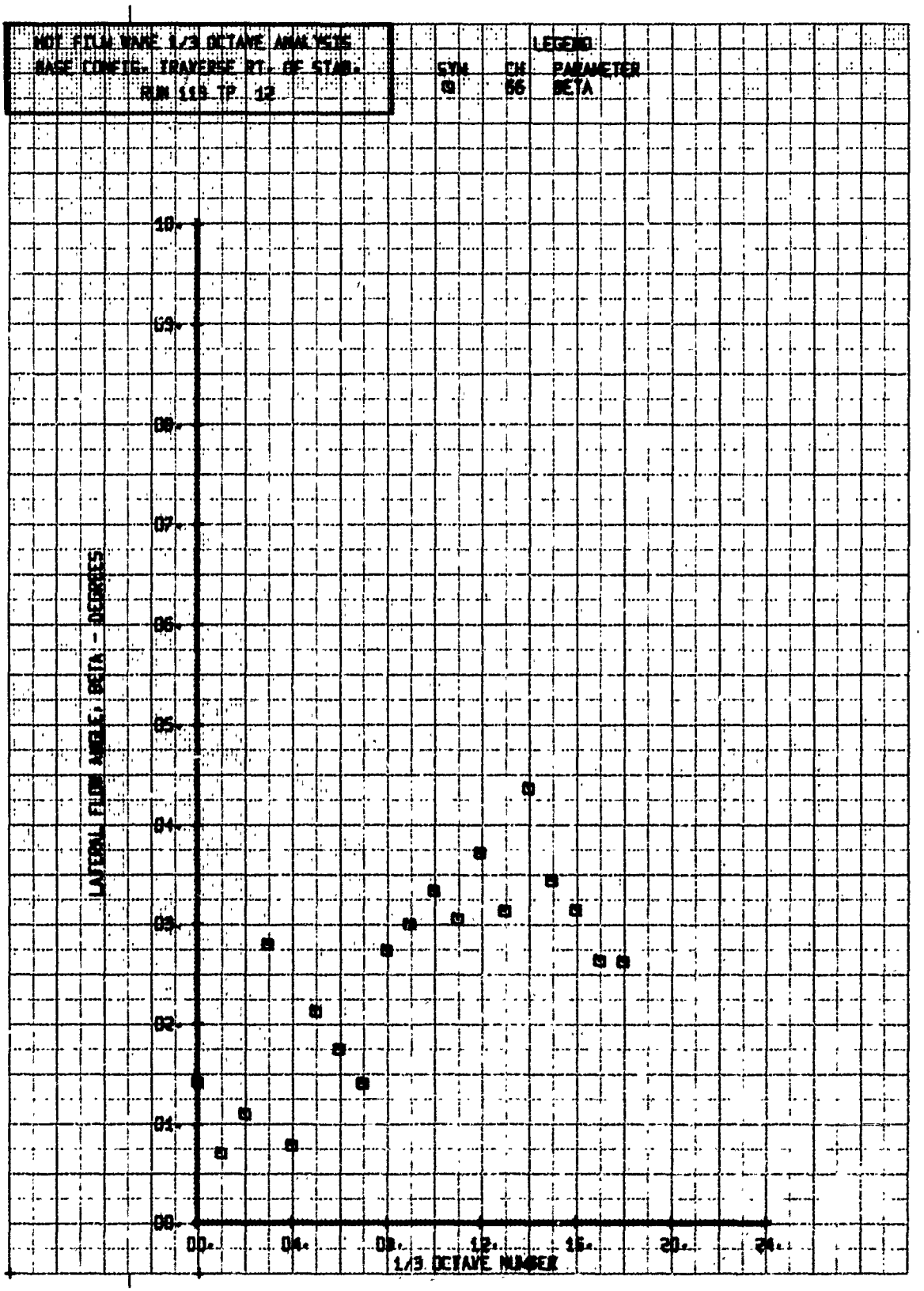
HOT FILM RMS 1/3 OCTAVE ANALYSIS
BASE CONFIG. TRAVERSE RT. OF STAB.
RUN 118 TP 12
LEGEND
SYM
CH
PARAMETER
66
BETA
10.
09.
08.
07.
06.
05.
04.
03.
02.
01.
00.
LATERAL FLOW ANGLE, BETA - DEGREES
00.
04.
08.
12.
16.
20.
24.
1/3 OCTAVE NUMBER

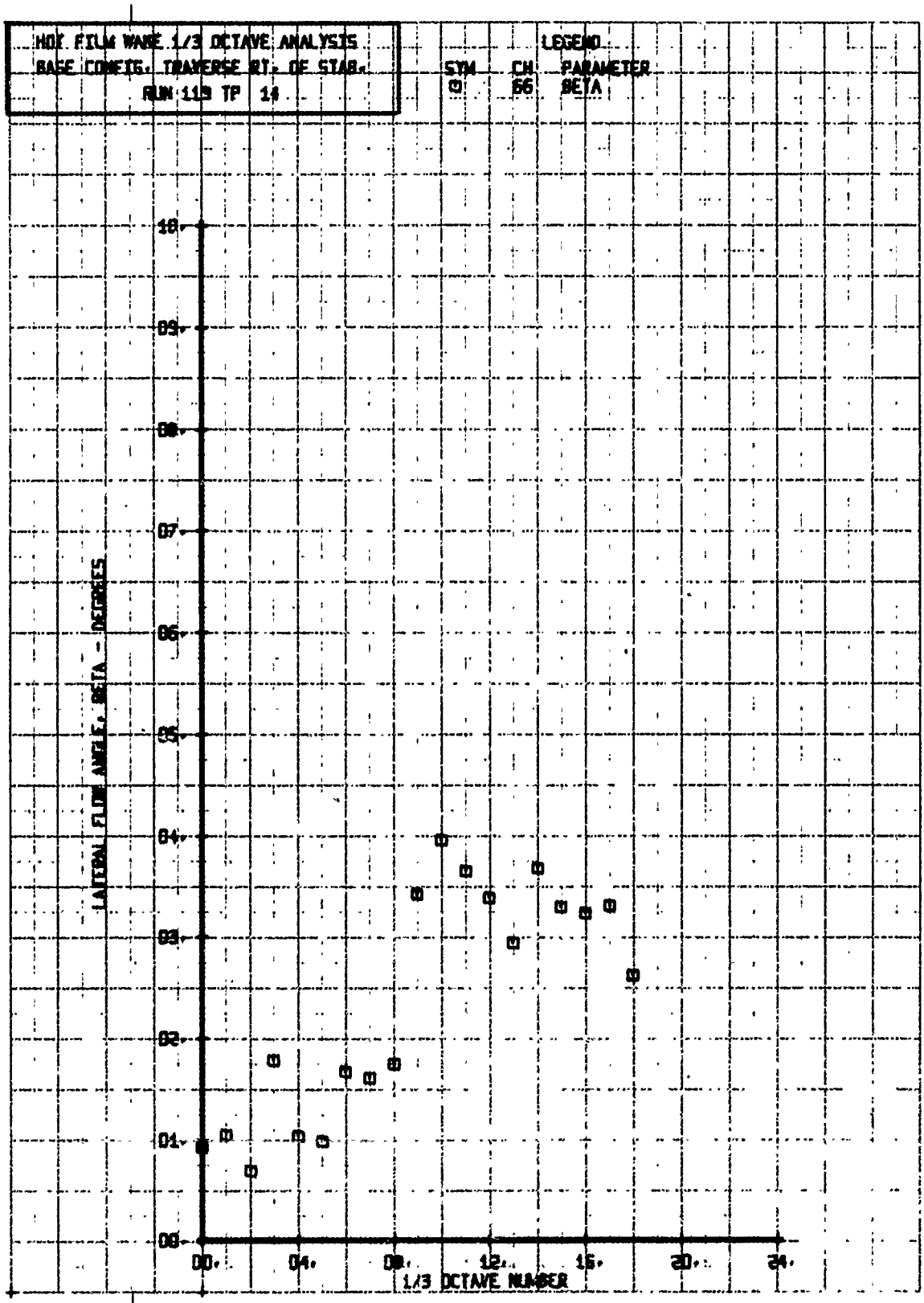
HOT FILM WAKE 1/3 OCTAVE ANALYSIS
BASE CONFIG. TRAVERSE RT. OF STAB.
RUN 113 TP 14
LEGEND
SYM CH PARAMETER
66 BETA
LATERAL FLOW ANGLE, BETA - DEGREES
1/3 OCTAVE NUMBER
10.
09.
08.
07.
06.
05.
04.
03.
02.
01.
00.
00.
04.
08.
12.
16.
20.
24.

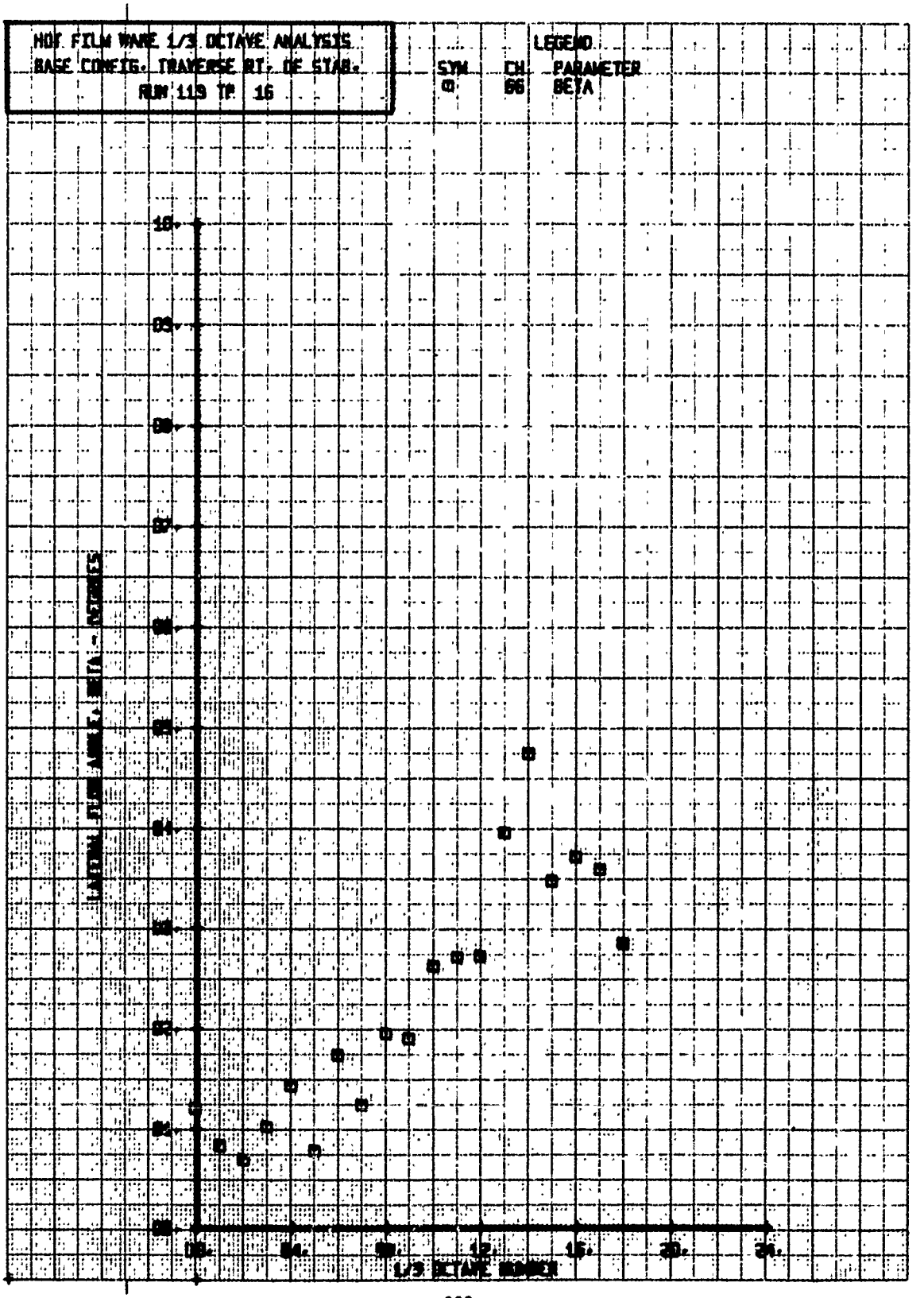
HOT FILM WAKE 1/3 OCTAVE ANALYSIS
BASE CONFIG. TRAVERSE RT. OF STAB.
RUN 119 TP 16
LEGEND
SYM CH PARAMETER
66 BETA
LATERAL FLOW ANGLE, BETA - DEGREES
1/3 OCTAVE NUMBER

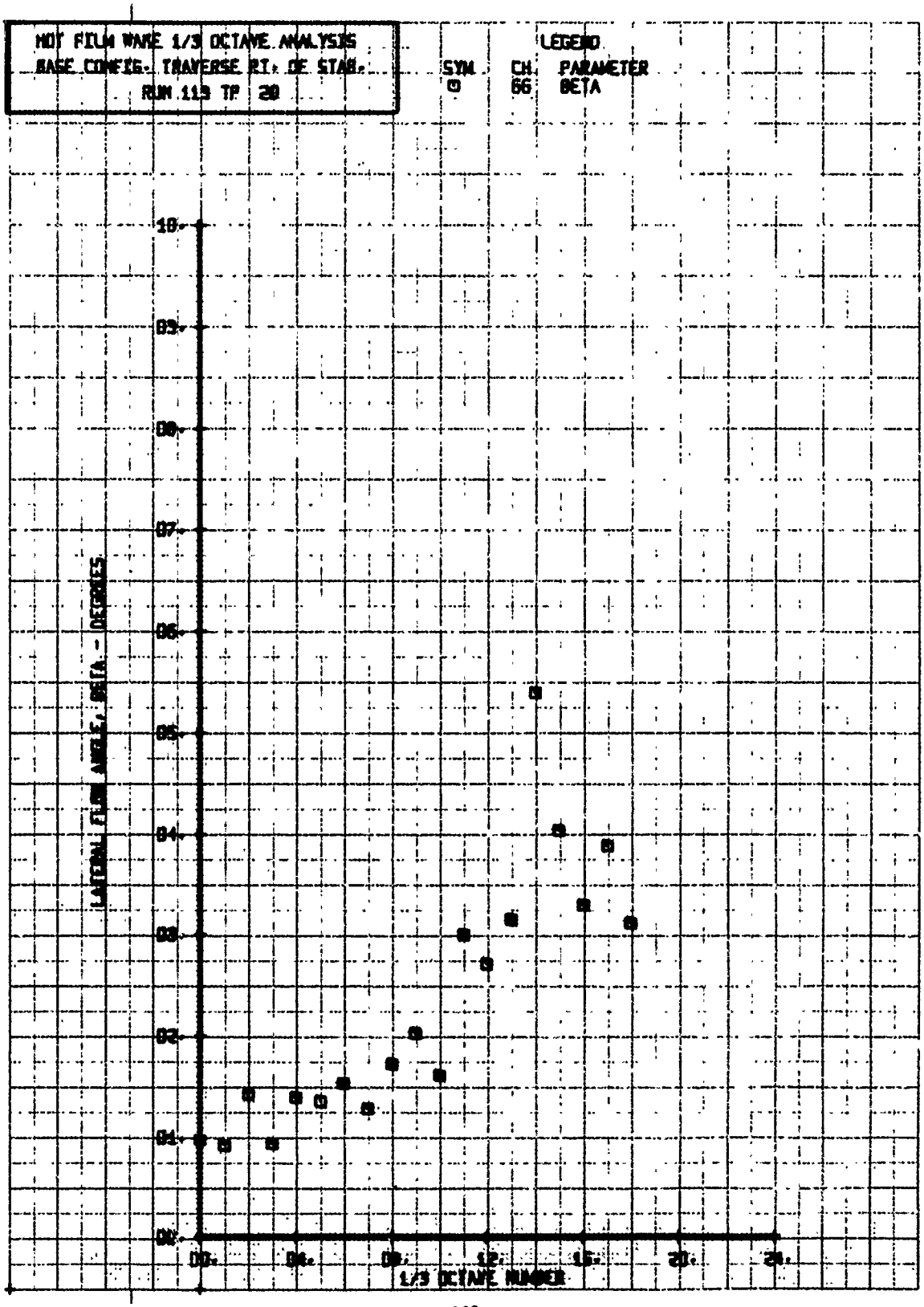
HOT FILM WAKE 1/3 OCTAVE ANALYSIS
BASE CONFIG. TRAVERSE RI. OF STAB.
RUN 113 TP 20
LEGEND
SYM CH PARAMETER
66 BETA
10.
09.
08.
07.
06.
05.
04.
03.
02.
01.
00.
LATERAL FLOW ANGLE, BETA - DEGREES
00.
04.
08.
12.
16.
20.
24.
1/3 OCTAVE NUMBER


HOT FILM WAKE 1/3 OCTAVE ANALYSIS
BASE CORRIG. TRANSVERSE RI. OF STAB.
RUN 119 TP 25
LEGEND
STN CH PARAMETER
0 66 BETA
10.
09.
08.
07.
06.
05.
04.
03.
02.
01.
00.
00.
04.
08.
12.
16.
20.
24.
LATERAL FLOW ANGLE, BETA - DEGREES
1/3 OCTAVE NUMBER

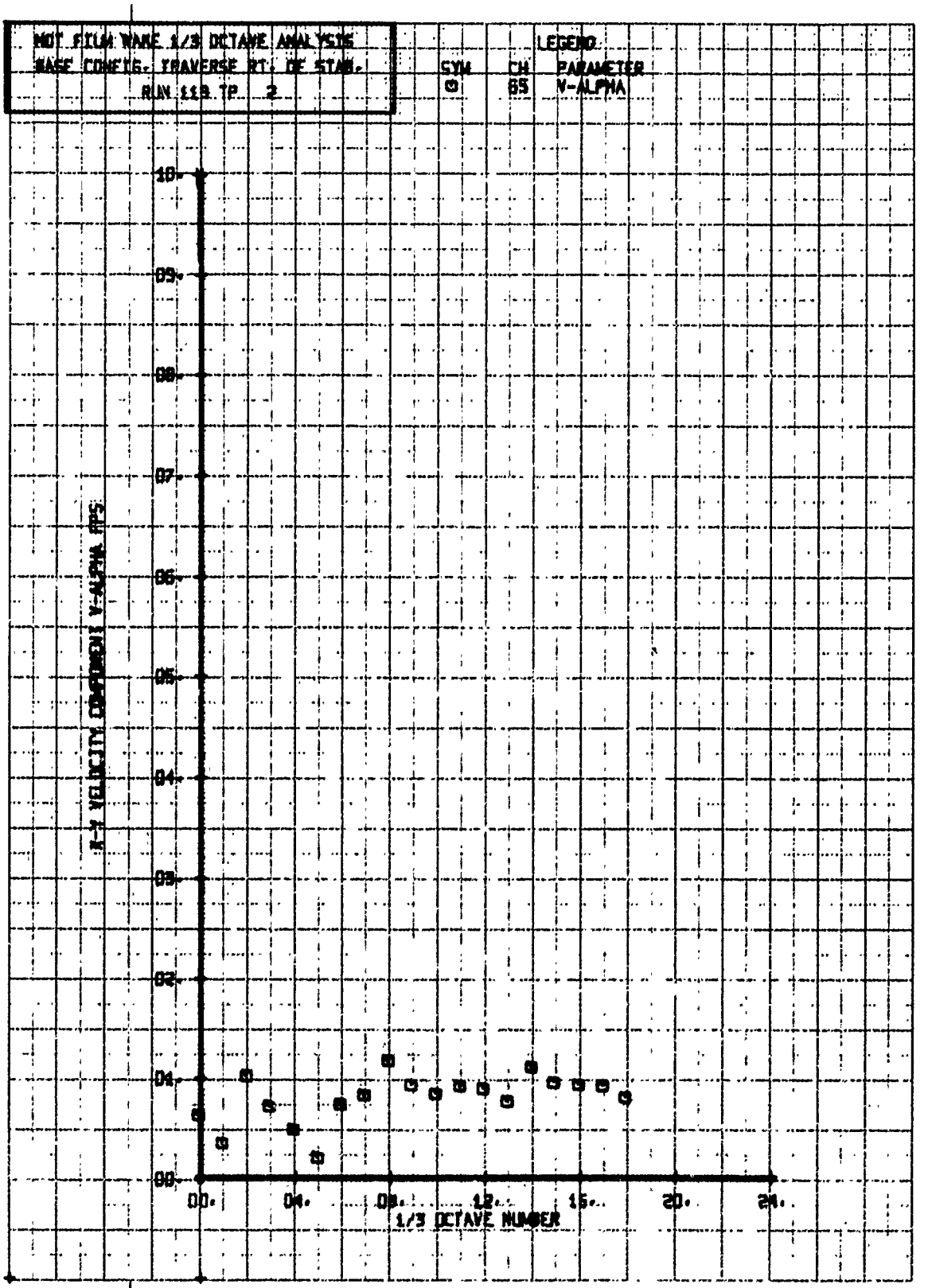
HOT FILM WAKE 1/3 OCTAVE ANALYSIS
BASE CONFIG. TRAVERSE RT. OF STAB.
RUN 118 TP 2
SYM CH PARAMETER
0 65 V-ALPHA
LEGEND
10.
09.
08.
07.
06.
05.
04.
03.
02.
01.
00.
00.
04.
08.
12.
16.
20.
24.
1/3 OCTAVE NUMBER
X-Y VELOCITY COMPONENT V-ALPHA FPS

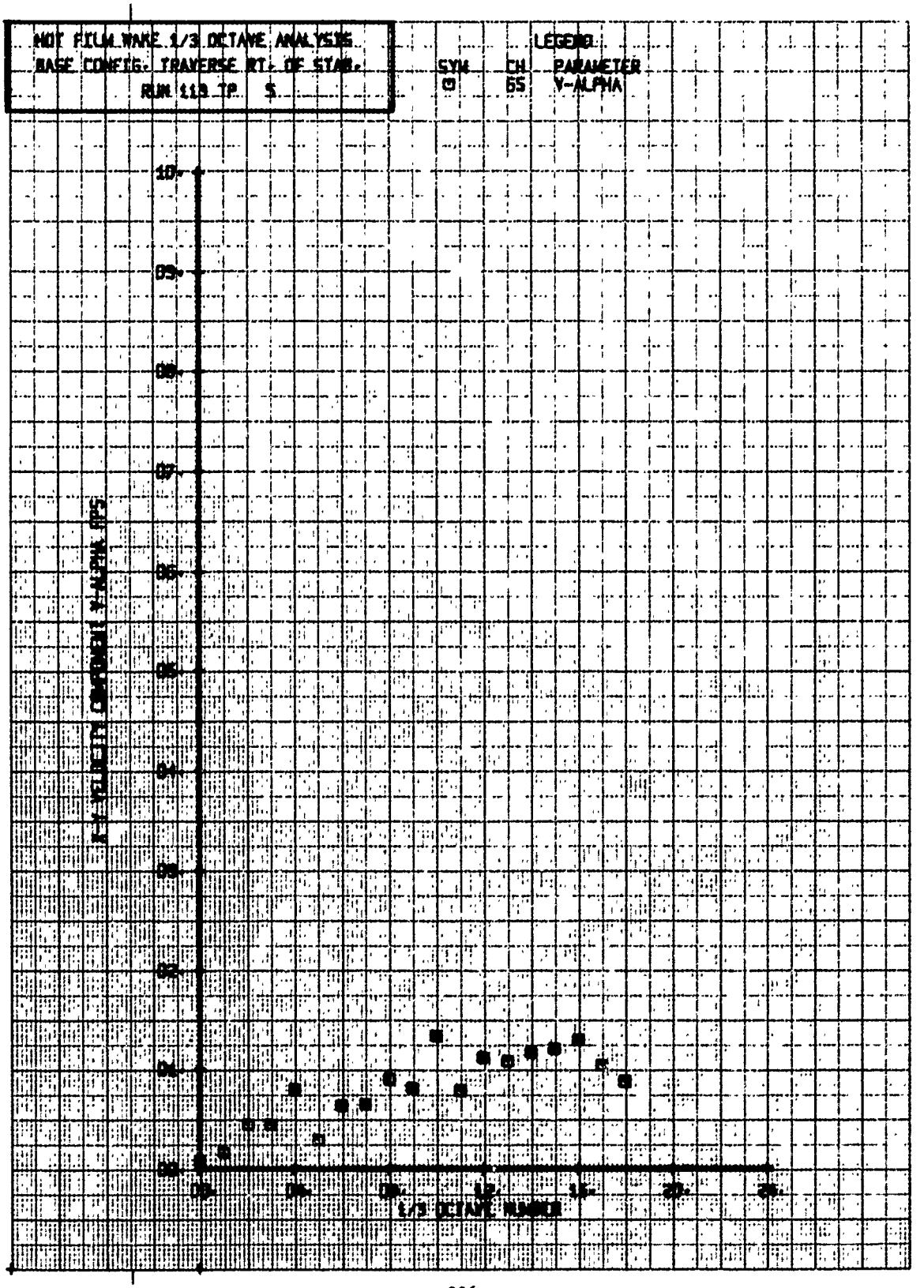
HOT FILM WAKE 1/3 OCTAVE ANALYSIS
BASE CONFIG. TRAVERSE RT. OF STAB.
RUN 119 TP 5
LEGEND
SYM CH PARAMETER
O 65 V-ALPHA
1.0
.9
.8
.7
.6
.5
.4
.3
.2
.1
0.
1/3 OCTAVE NUMBER

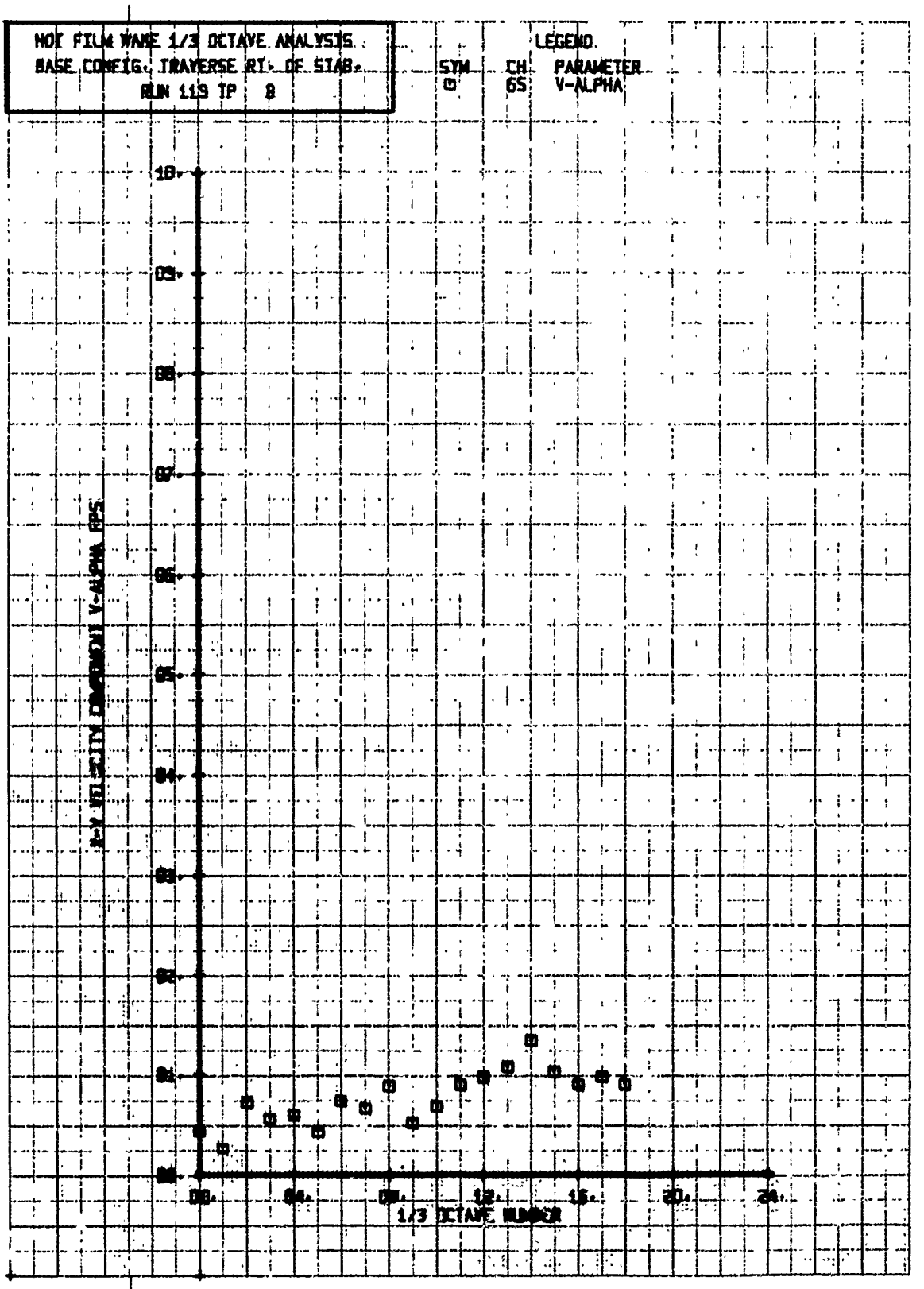
HOT FILM WAKE 1/3 OCTAVE ANALYSIS
BASE CONFIG. TRAVERSE RT. OF STAB.
RUN 113 TP 8
LEGEND
SYM CH PARAMETER
65 V-ALPHA
1.0
.9
.8
.7
.6
.5
.4
.3
.2
.1
0.
4.
8.
12.
16.
20.
24.
1/3 OCTAVE NUMBER


LEGEND
SYM CH PARAMETER
65 V-ALPHA
1/3 OCTAVE NUMBER

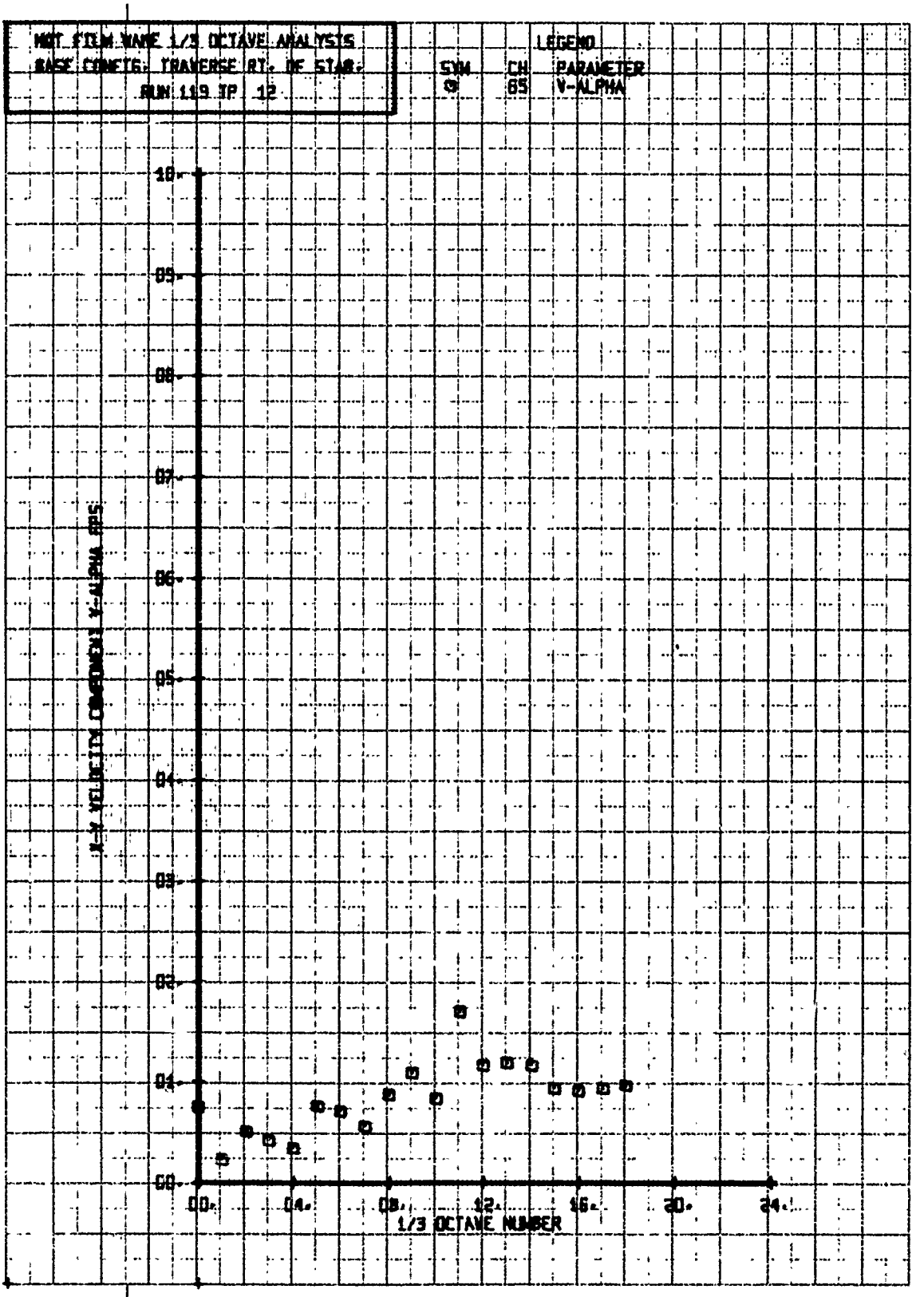
HOT FILM WAKE 1/3 OCTAVE ANALYSIS
BASE CONFIG. TRANSVERSE RT. OF STAR.
RUN 119 TP 12
LEGEND
SYM CH PARAMETER
9 65 V-ALPHA
10
09
08
07
06
05
04
03
02
01
00
U-V VELOCITY COMPONENT V-ALPHA RMS
00. 04. 08. 12. 16. 20. 24.
1/3 OCTAVE NUMBER

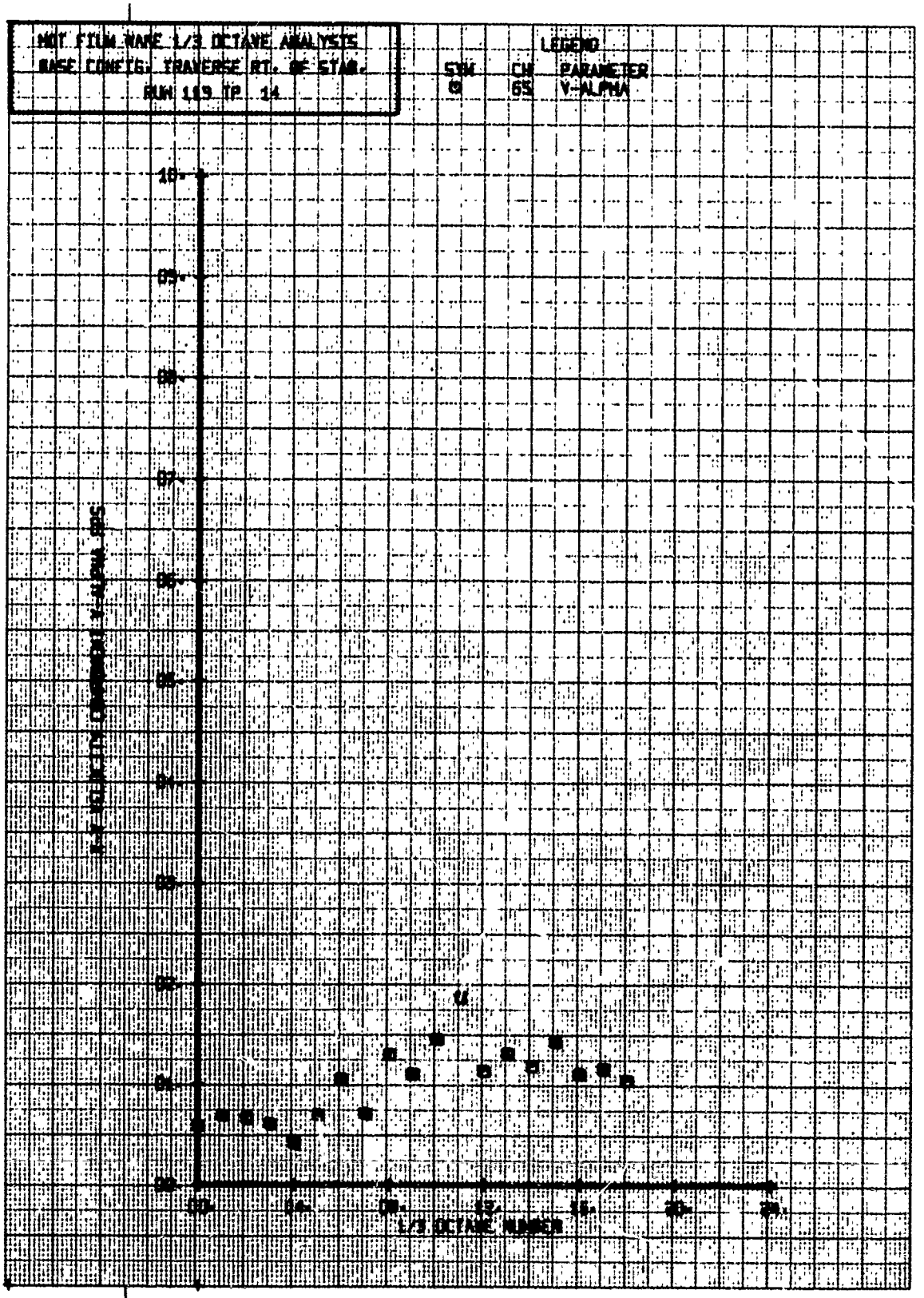
HOT FILM HANE 1/3 OCTAVE ANALYSIS
BASE CONFIG. TRAVERSE RT. OF STAR.
RUN 119 TP 14
LEGEND
SYM
CH
PARAMETER
65
V-ALPHA
10.
09.
08.
07.
06.
05.
04.
03.
02.
01.
00.
1/3 OCTAVE NUMBER


HOT FILM WAKE 1/3 OCTAVE ANALYSIS
BASE CONFIG. TRAVERSE RT. OF STAB.
RUN 113 TP 16
LEGEND
SYM CH PARAMETER
65 V-ALPHA
1/3 OCTAVE BANDS

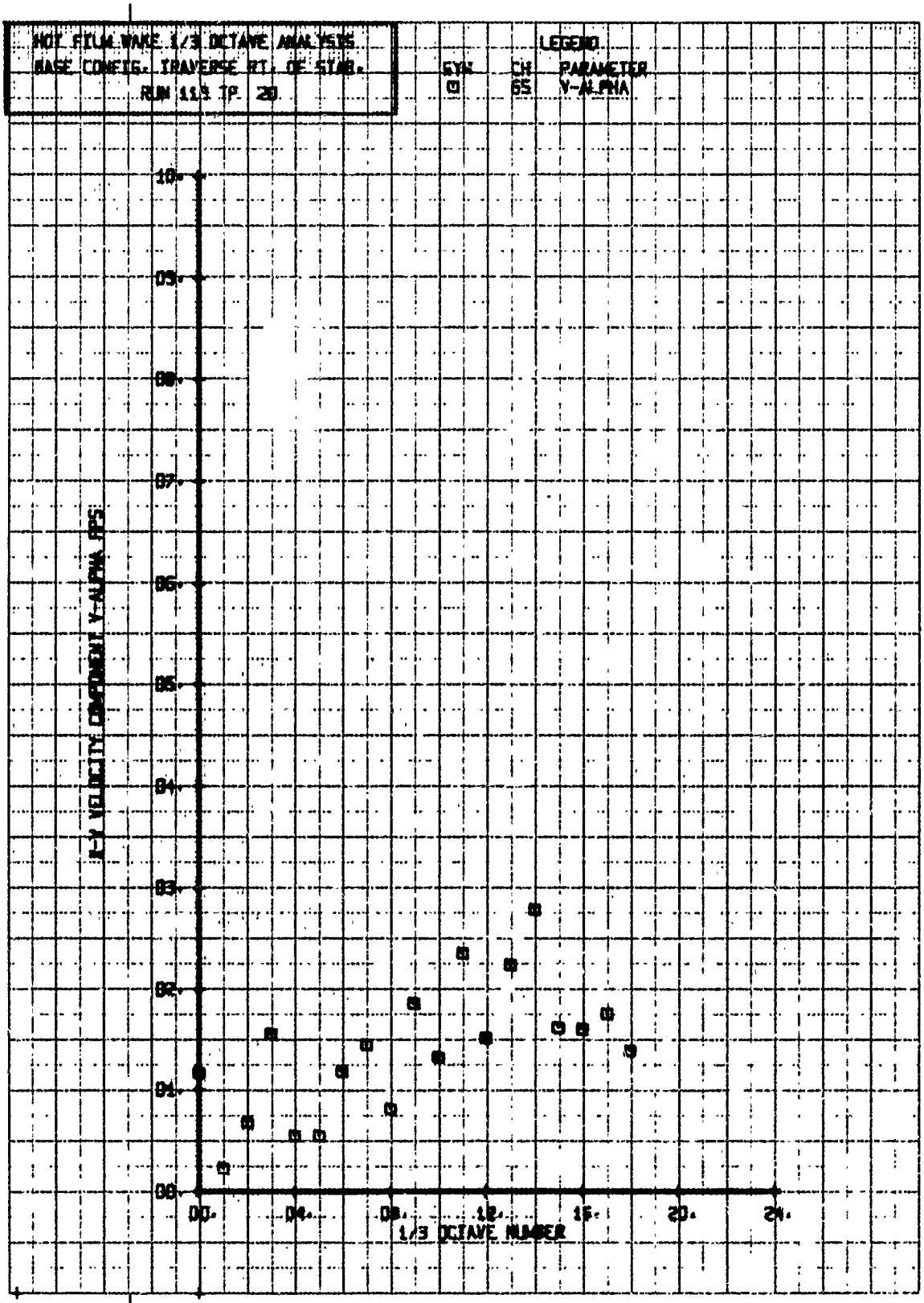
HOT FILM WAKE 1/3 OCTAVE ANALYSIS
BASE CONFIG. TRAVERSE RT. OF STAR.
RUN 113 TP 20
SYM
CH
65
LEGEND
PARAMETER
Y-ALPHA
10.
09.
08.
07.
06.
05.
04.
03.
02.
01.
00.
R-V VELOCITY COMPONENT Y-ALPHA RPS
00.
04.
08.
12.
16.
20.
24.
1/3 OCTAVE NUMBER

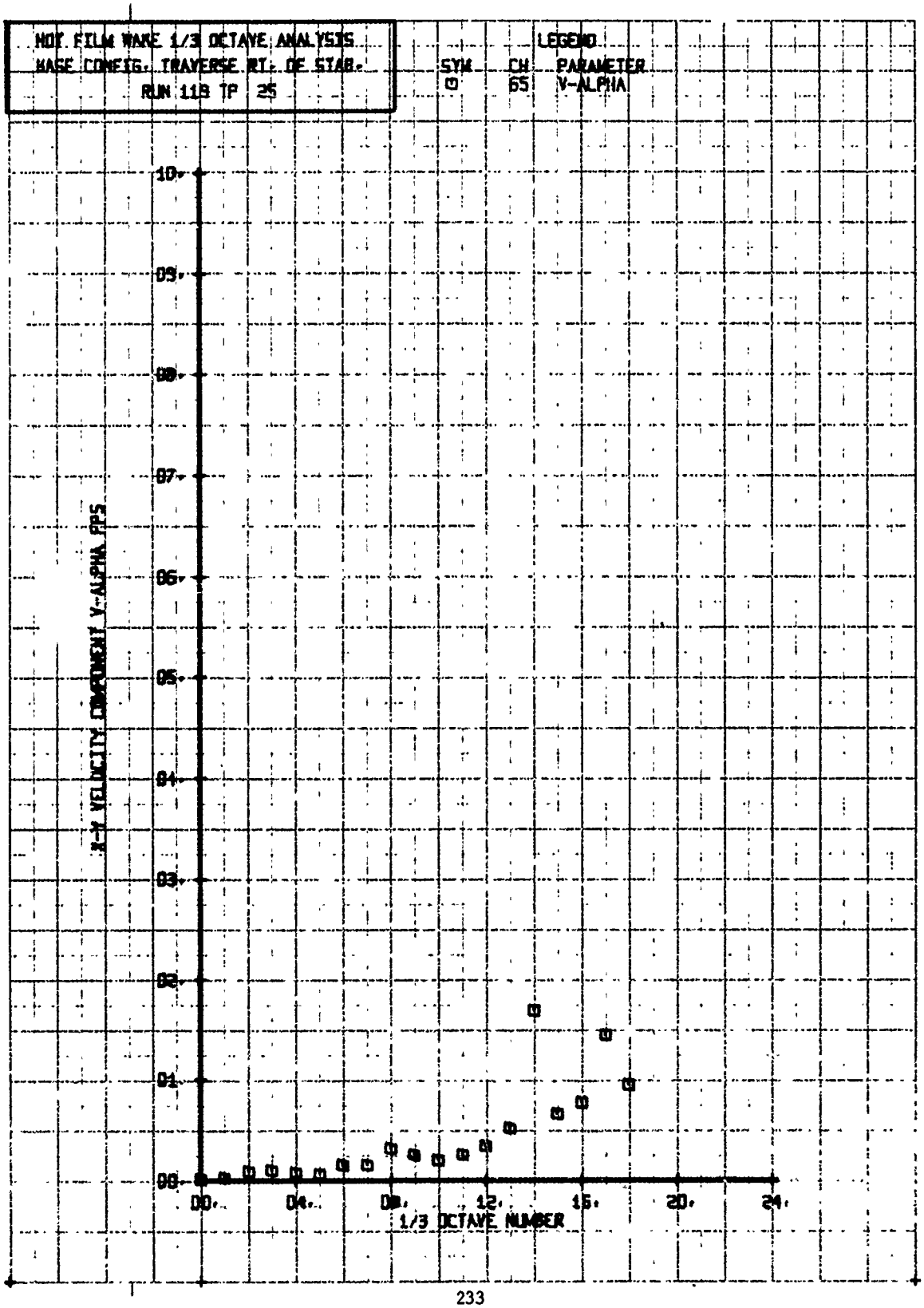
HOT FILM WAKE 1/3 OCTAVE ANALYSIS
BASE CONFIG. TRAVERSE RT. OF STAB.
RUN 118 TP 25
LEGEND
SYM CH PARAMETER
65 V-ALPHA
10.
09.
08.
07.
06.
05.
04.
03.
02.
01.
00.
00. 04. 08. 12. 16. 20. 24.
1/3 OCTAVE NUMBER
X-Y VELOCITY COMPONENT V-ALPHA FPS

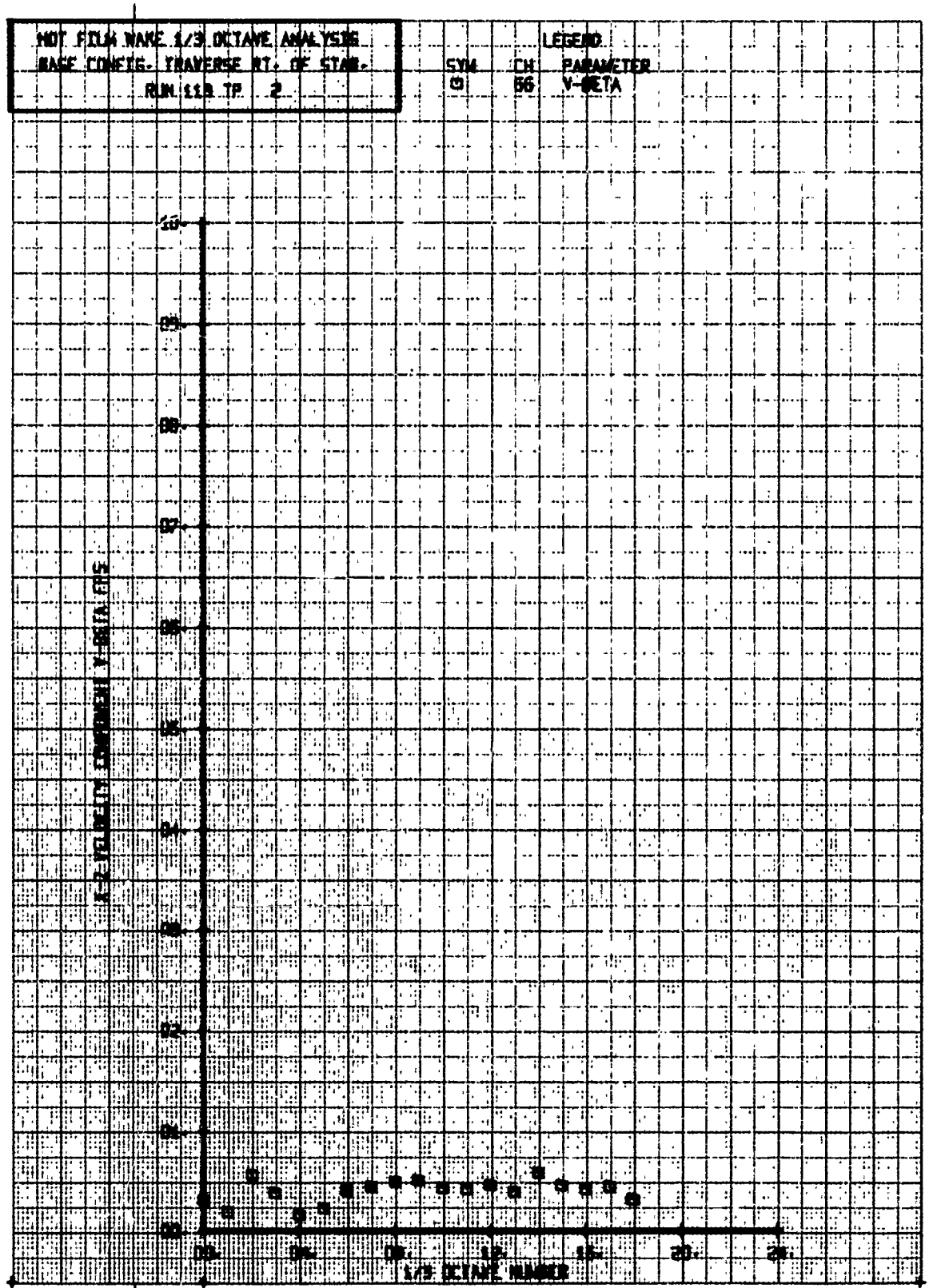
HOT FILM WAKE 1/3 OCTAVE ANALYSIS
BASE CONFIG. TRAVERSE RT. OF STAB.
RUN 118 TP 2
LEGEND
SYM CH PARAMETER
56 V-BETA
X-Z VELOCITY COMPONENT V-BETA FPS
1/3 OCTAVE NUMBER

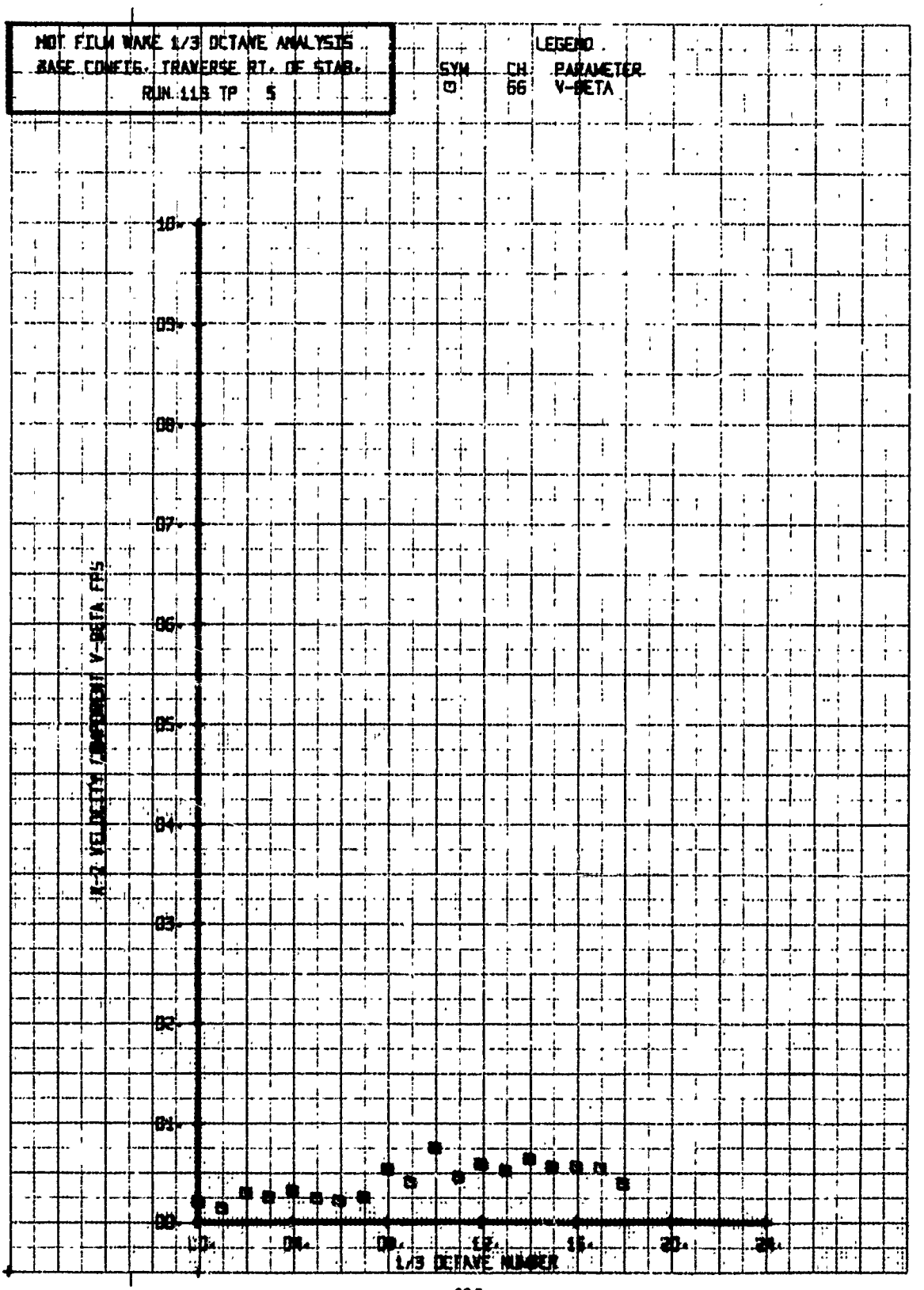
HOT FILM WAKE 1/3 OCTAVE ANALYSIS
BASE CONFIG. TRAVERSE RT. OF STAB.
RUN 113 TP 5
LEGEND
SYM
CH
PARAMETER
66
V-BETA
10.
09.
08.
07.
06.
05.
04.
03.
02.
01.
00.
04.
08.
12.
16.
20.
24.
1/3 OCTAVE NUMBER

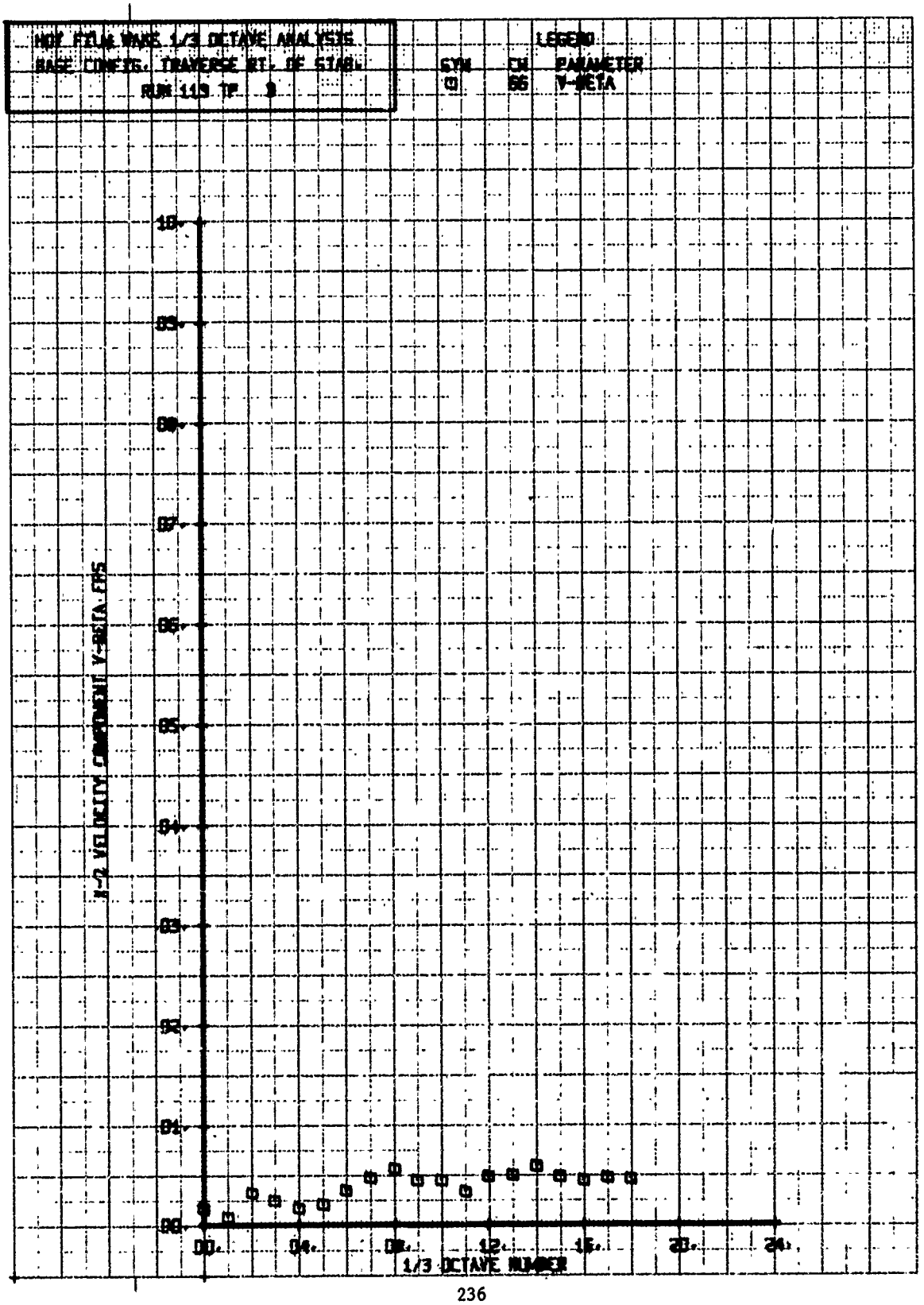
HOT FILM WAKE 1/3 OCTAVE ANALYSIS
BASE CONFIG. TRAVERSE RT. OF STAB.
RUN 113 TP 3
LEGEND
SYM CH PARAMETER
66 V-BETA
X-Z VELOCITY COMPONENT V-BETA FPS
1/3 OCTAVE NUMBER

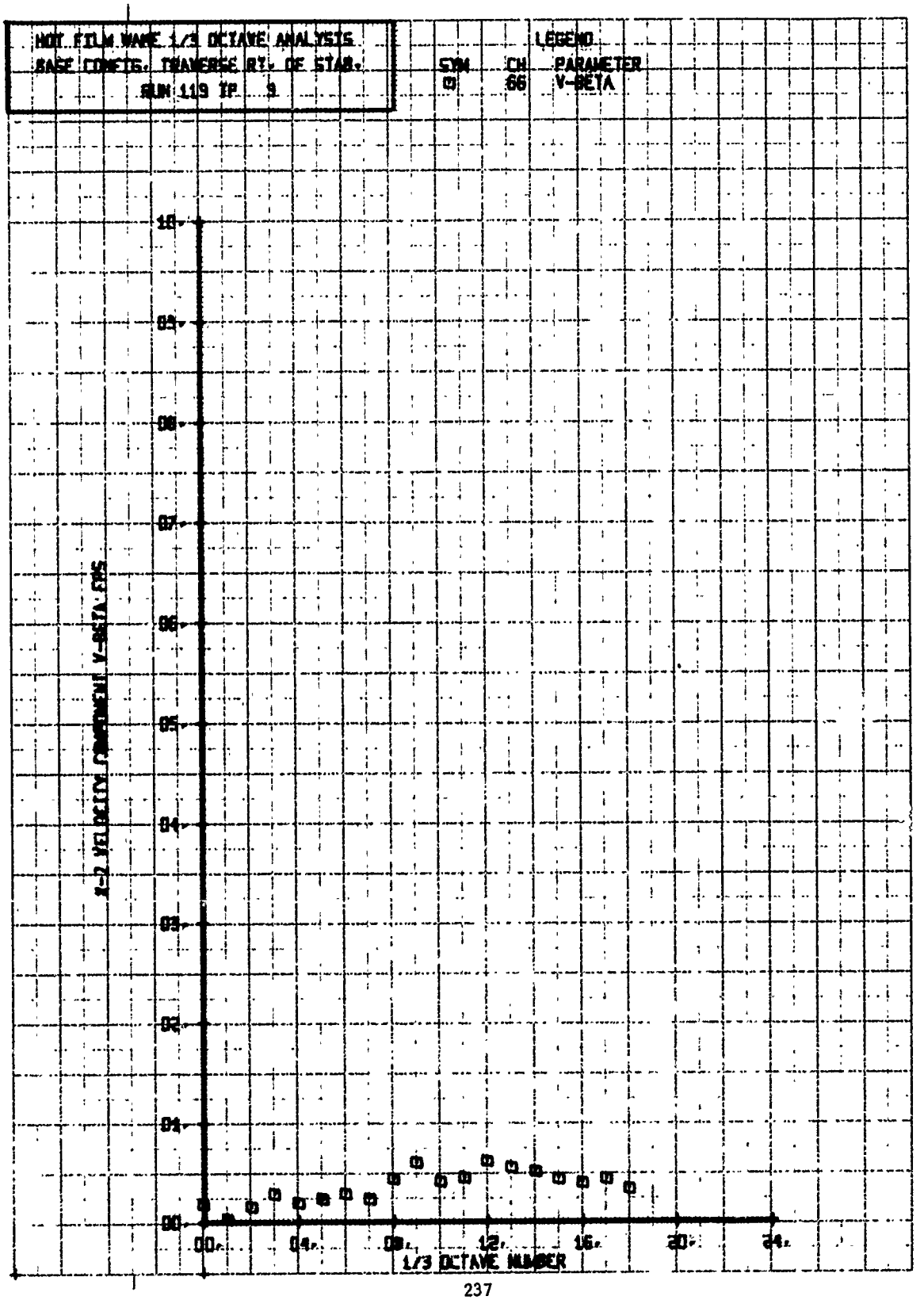
HOT FILM WAKE 1/3 OCTAVE ANALYSIS
BASE COMETS, TRANSVERSE RT. OF STAB.
RUN 119 TP 9
LEGEND
SYM CH PARAMETER
66 V-BETA
10
09
08
07
06
05
04
03
02
01
00
00
04
08
12
16
20
24
1/3 OCTAVE NUMBER


HOT FILM WAKE 1/3 OCTAVE ANALYSIS
BASE CONFIG. TRAVERSE RT. OF STAB.
RUN 119 TP 12
LEGEND
SYM CH PARAMETER
Ø 66 V-BETA
1.0
.9
.8
.7
.6
.5
.4
.3
.2
.1
0.
4.
8.
12.
16.
20.
24.
1/3 OCTAVE NUMBER


HOT FILM WAKE 1/3 OCTAVE ANALYSIS
BASE CONFIG. TRAVERSE AT .6F STAB.
RUN 118 TP 14
LEGEND
SYM CH PARAMETER
□ 66 V-BETA
15.
09.
08.
07.
06.
05.
04.
03.
02.
01.
00.
1/3 OCTAVE NUMBER

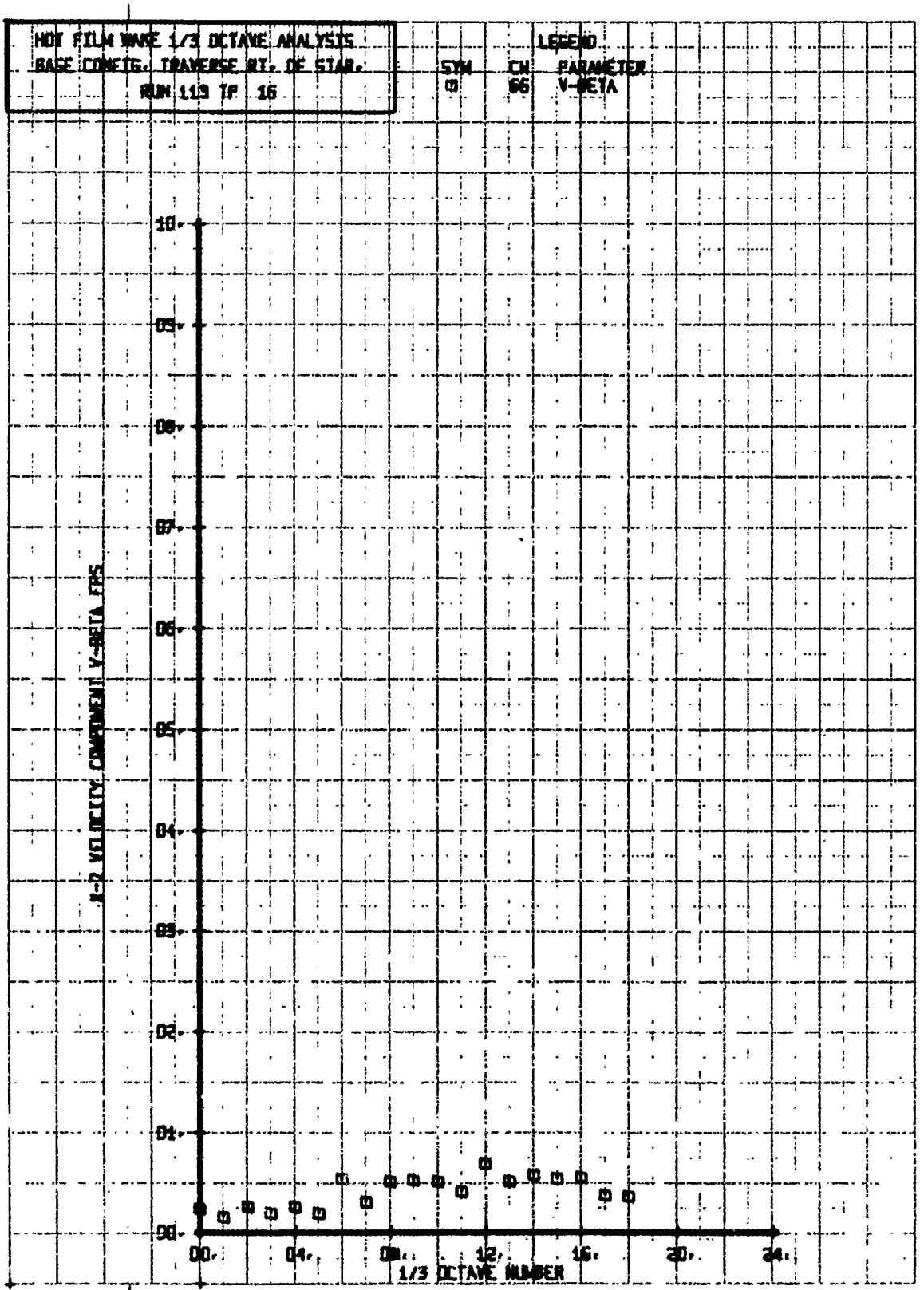
HOT FILM WAKE 1/3 OCTAVE ANALYSIS
BASE CONFIG. TRAVERSE AT. OF STAR.
RUN 119 TP 16
LEGEND
SYM CN PARAMETER
66 V-BETA
10.
09.
08.
07.
06.
05.
04.
03.
02.
01.
00.
X-2 VELOCITY COMPONENT V-BETA FPS
00.
04.
08.
12.
16.
20.
24.
1/3 OCTAVE NUMBER

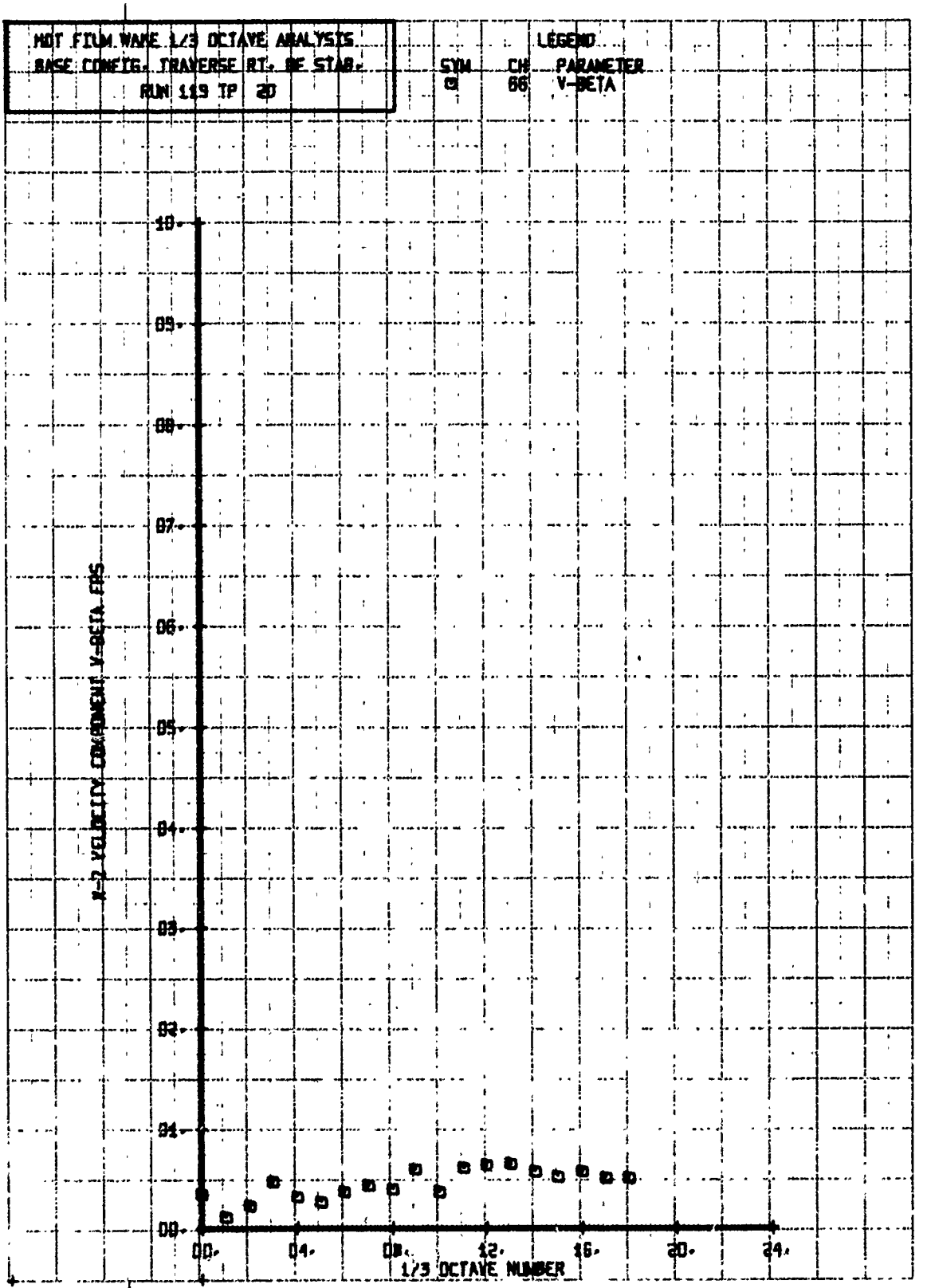
HOT FILM WAKE 1/3 OCTAVE ANALYSIS
BASE CONFIG. TRAVERSE RT. OF STAB.
RUN 119 TP 20
LEGEND
SYM CH PARAMETER
66 V-BETA
10
09
08
07
06
05
04
03
02
01
00
00. 04. 08. 12. 16. 20. 24.
1/3 OCTAVE NUMBER
X-2 VELOCITY COMPONENT V-BETA RMS


HOT FILM WAKE 1/3 OCTAVE ANALYSIS
BASE CONFIG. TRAVERSE RT. OF STAB.
RUN 113 TP 25
LEGEND
STN CH PARAMETER
0 66 V-BETA
10
09
08
07
06
05
04
03
02
01
00
00.
04.
08.
12.
16.
20.
24.
1/3 OCTAVE BANDS

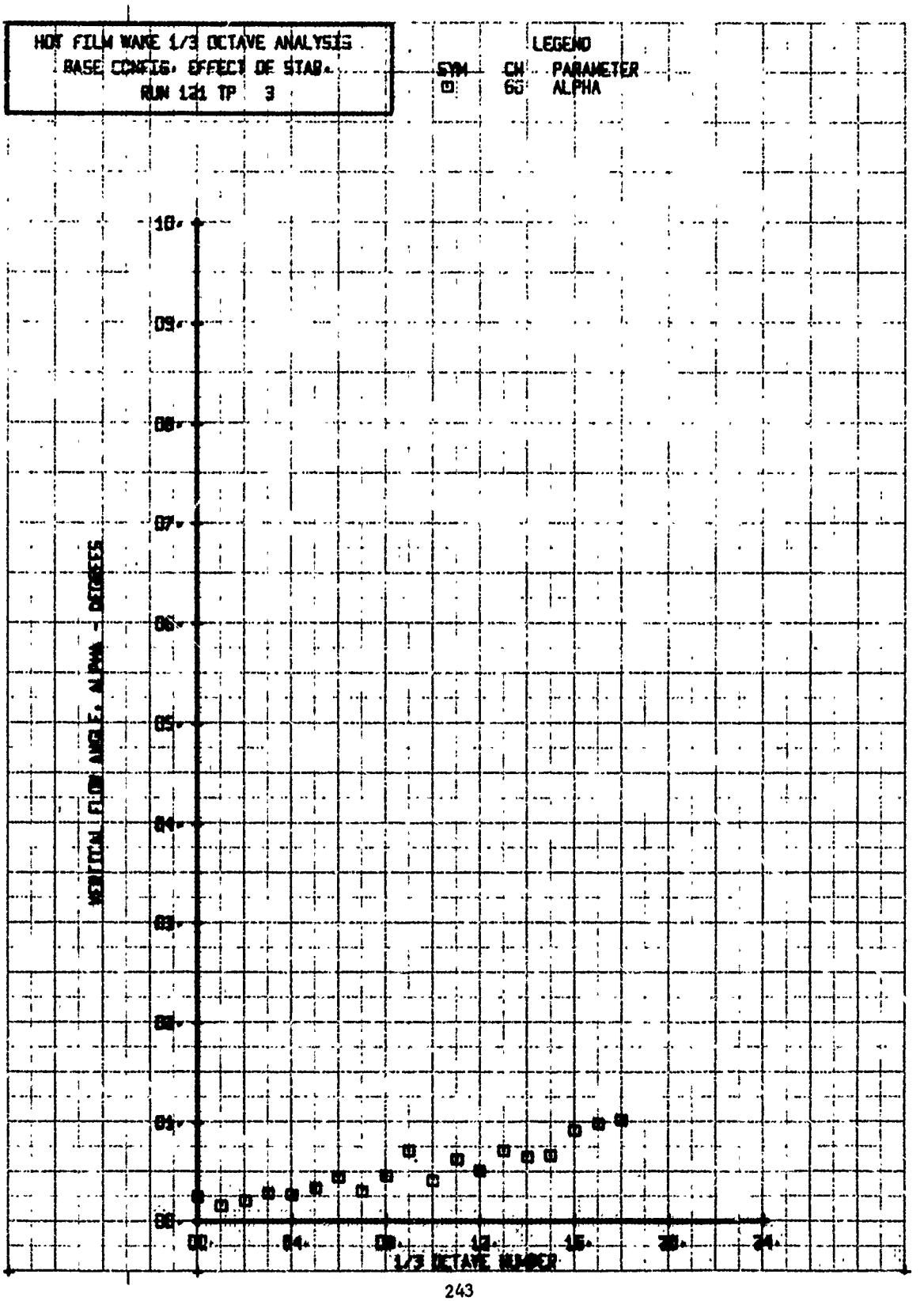
HOT FILM WAKE 1/3 OCTAVE ANALYSIS
BASE CONFIG. EFFECT OF STAB.
RUN 121 TP 3
LEGEND
SYM CH PARAMETER
65 ALPHA
10.
09.
08.
07.
06.
05.
04.
03.
02.
01.
00.
04.
08.
12.
16.
20.
24.
1/3 OCTAVE NUMBER
VERTICAL FLOW ANGLE, ALPHA - DEGREES

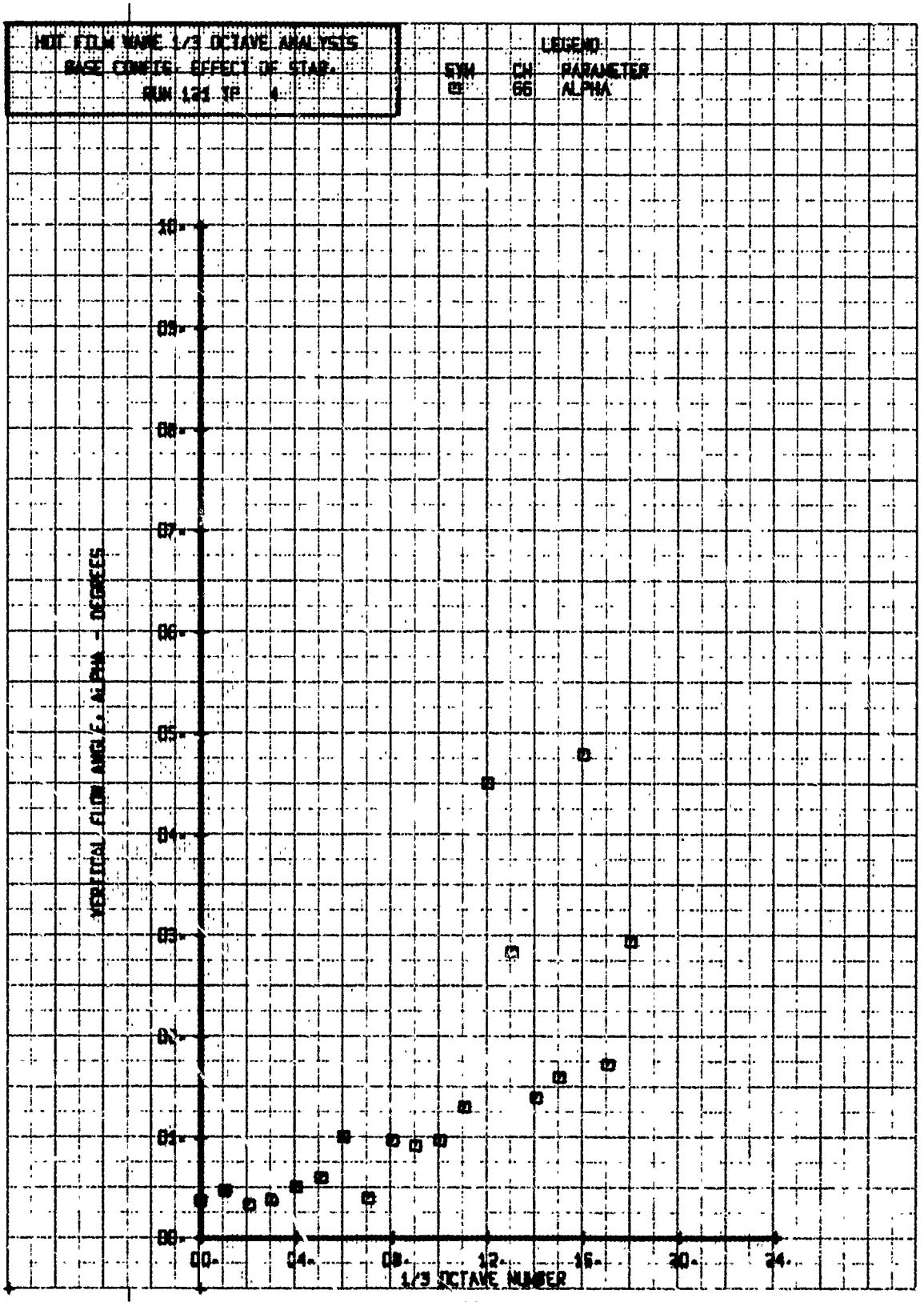
HOT FILM WAKE 1/3 OCTAVE ANALYSIS
BASE CONFIG. EFFECT OF STAB.
RUN 121 TP 4
LEGEND
SYM CH PARAMETER
66 ALPHA
10.
09.
08.
07.
06.
05.
04.
03.
02.
01.
00.
VERTICAL FLOW ANGLE, ALPHA - DEGREES
00.
04.
08.
12.
16.
20.
24.
1/3 OCTAVE NUMBER


HOT FILM WAKE 1/3 OCTAVE ANALYSIS
BASE CONFIG: EFFECT OF STAB.
RUN 121 TP 6
LEGEND
SYM CH PARAMETER
@ 66 ALPHA
VERTICAL FLOW ANGLE, ALPHA - DEGREES
1/3 OCTAVE NUMBER


HOT FILM WAKE 1/3 OCTAVE ANALYSIS.
BASE CONFIG, EFFECT OF STAB.
RUN 121 TP 8
LEGEND
SYM CH PARAMETER
E6 ALPHA
1/3 OCTAVE


HOT FILM WAKE 1/3 OCTAVE ANALYSIS
BASE CONFIG. EFFECT OF STAB.
RUN 121 TP 10
LEGEND
GYM CH PARAMETER
66 ALPHA
10°
09°
08°
07°
06°
05°
04°
03°
02°
01°
00°
VERTICAL FLOW ANGLE, ALPHA - DEGREES
1/3 OCTAVE NUMBER

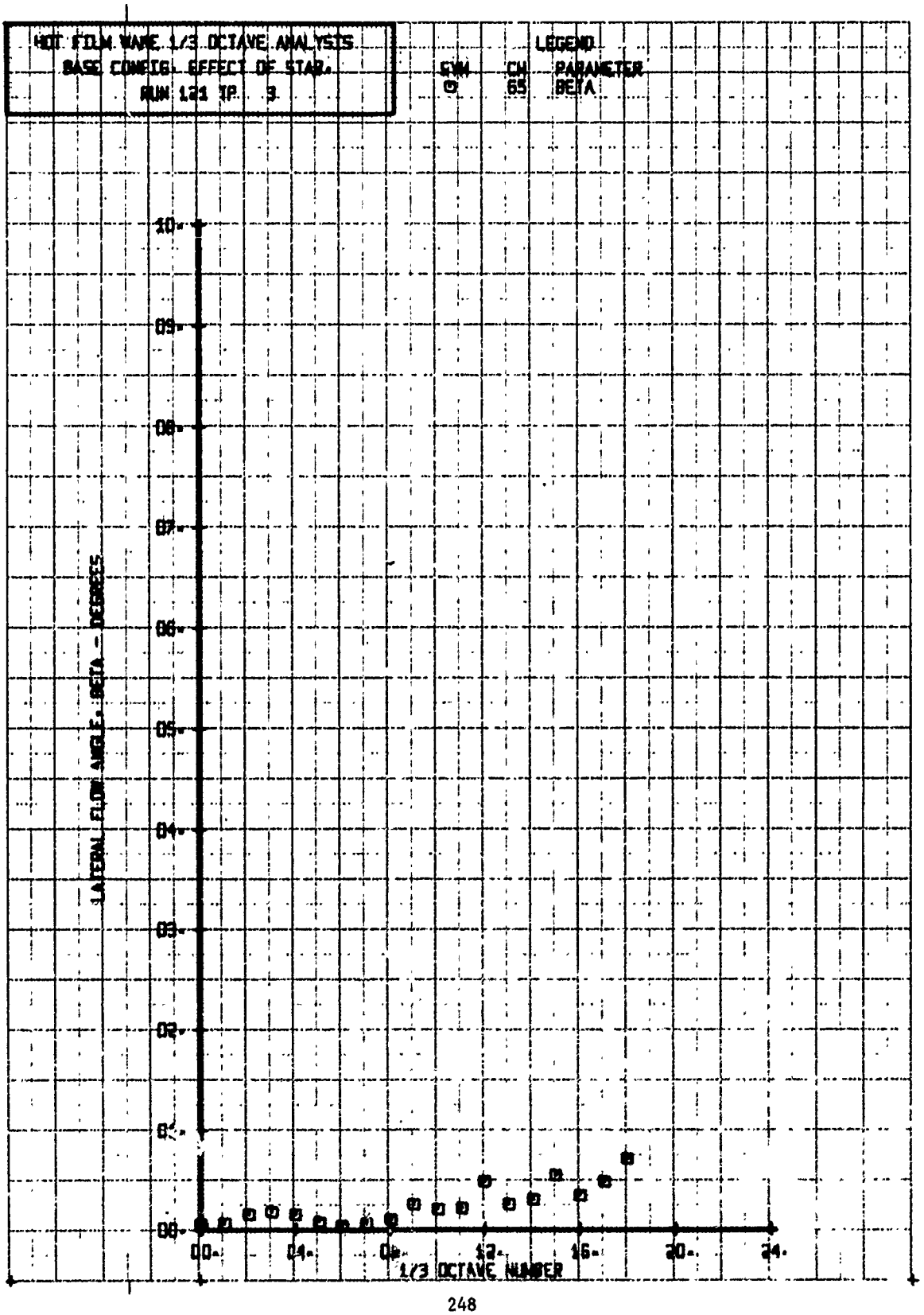
HOT FILM WAKE 1/3 OCTAVE ANALYSIS
BASE CONFIG. EFFECT OF STAB.
RUN 121 TP 3
LEGEND
SYM CH PARAMETER
65 BETA
10.
09.
08.
07.
06.
05.
04.
03.
02.
01.
00.
LATERAL FLOW ANGLE - BETA - DEGREES
00.
04.
08.
12.
16.
20.
24.
1/3 OCTAVE NUMBER

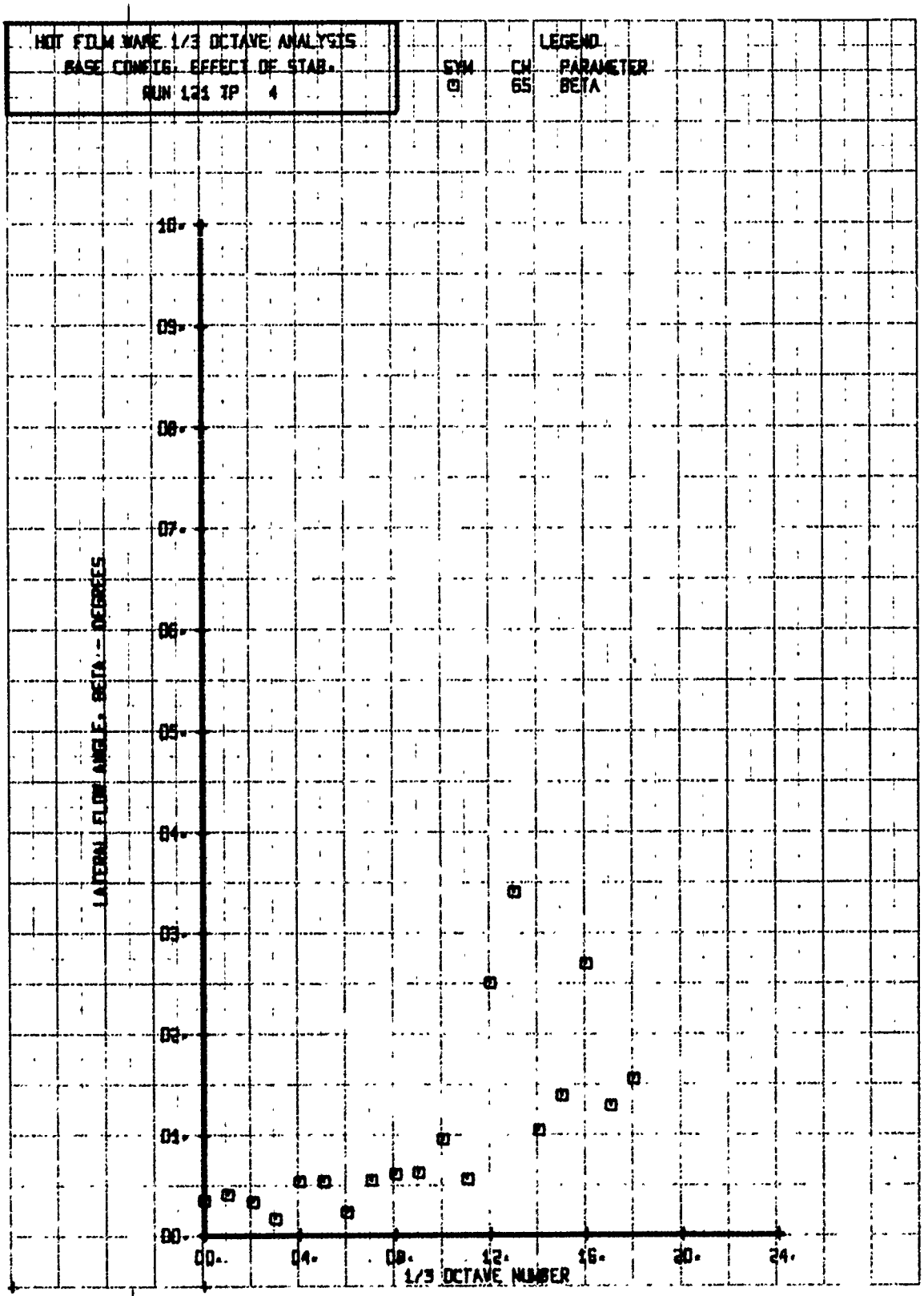
HOT FILM WARE 1/3 OCTAVE ANALYSIS
BASE CONFIG. EFFECT OF STAB.
RUN 121 TP 4
LEGEND
SYM CH PARAMETER
65 BETA
10.
09.
08.
07.
06.
05.
04.
03.
02.
01.
00.
LATERAL FLOW ANGLE, BETA, - DEGREES
00.
04.
08.
12.
16.
20.
24.
1/3 OCTAVE NUMBER

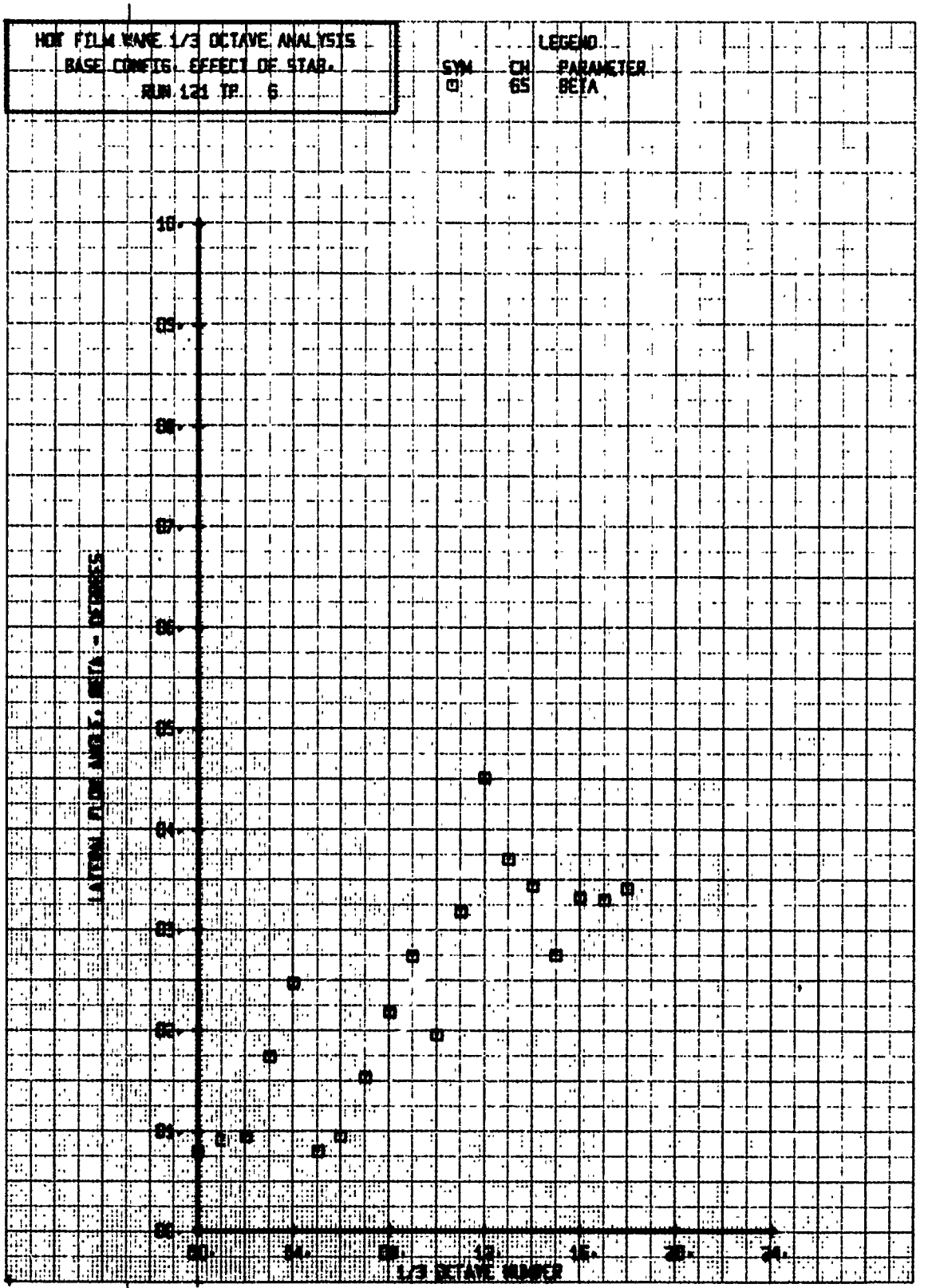
HOT FILM WAKE 1/3 OCTAVE ANALYSIS
BASE CONFIG. EFFECT OF STAB.
RUN 121 TP 6
LEGEND
SYM CH PARAMETER
65 BETA
LATERAL FLOW ANGLE, BETA - DEGREES
1/3 OCTAVE NUMBER


HOT FILM WAKE 1/3 OCTAVE ANALYSIS
BASE CONFIG. EFFECT OF STAB.
RUN 121 TP 8
LEGEND
SYM CH PARAMETER
65 BETA
10.
09.
08.
07.
06.
05.
04.
03.
02.
01.
00.
LATERAL FLOW ANGLE, BETA - DEGREES
1/3 OCTAVE NUMBER

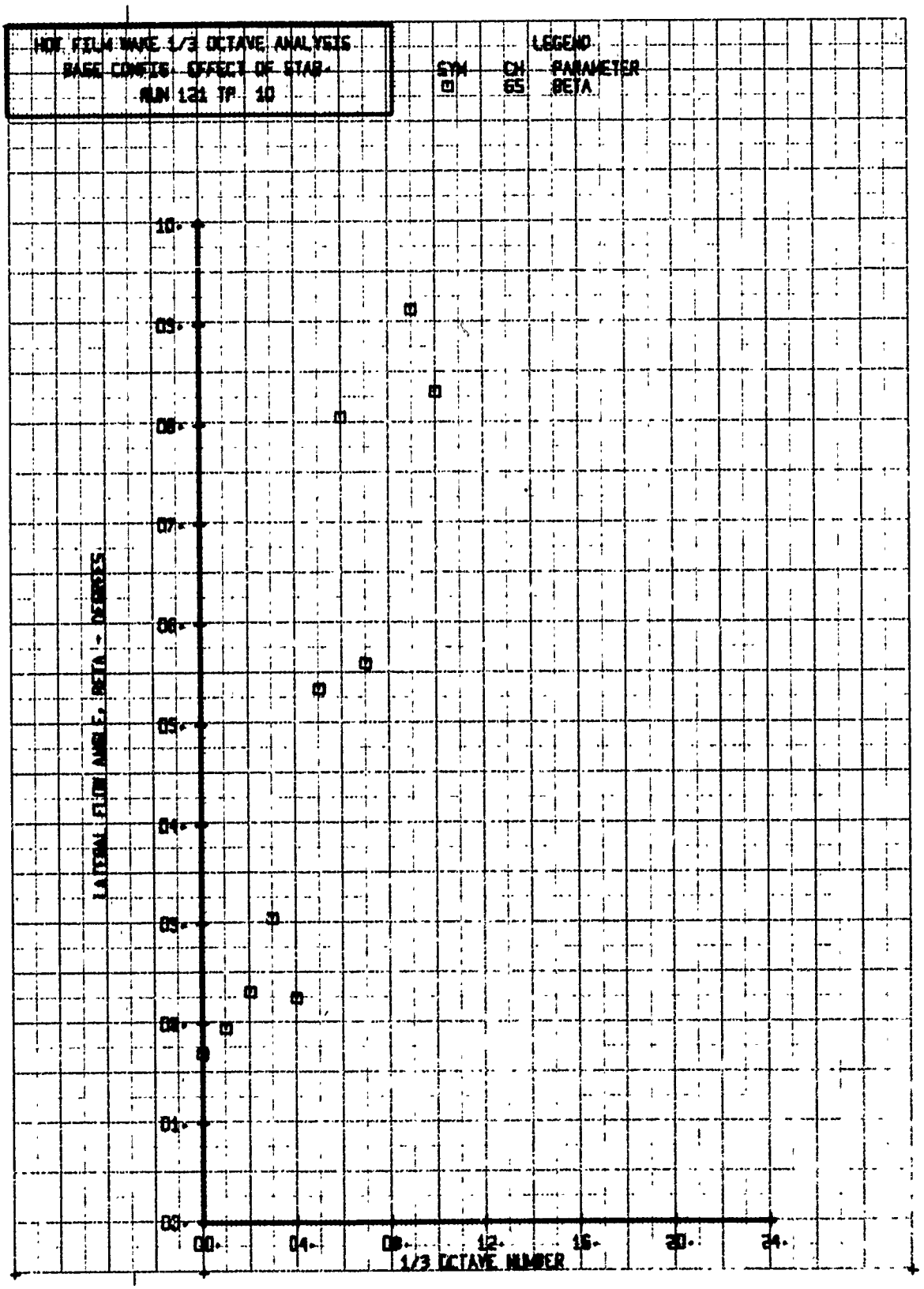
HOT FILM WAKE 1/3 OCTAVE ANALYSIS
BASE CONFIG. EFFECT OF STAB.
RUN 121 TP 10
LEGEND
SYM CH PARAMETER
65 BETA
LATERAL FLOW ANGLE, BETA - DEGREES
1/3 OCTAVE NUMBER
10.
09.
08.
07.
06.
05.
04.
03.
02.
01.
00.
04.
08.
12.
16.
20.
24.

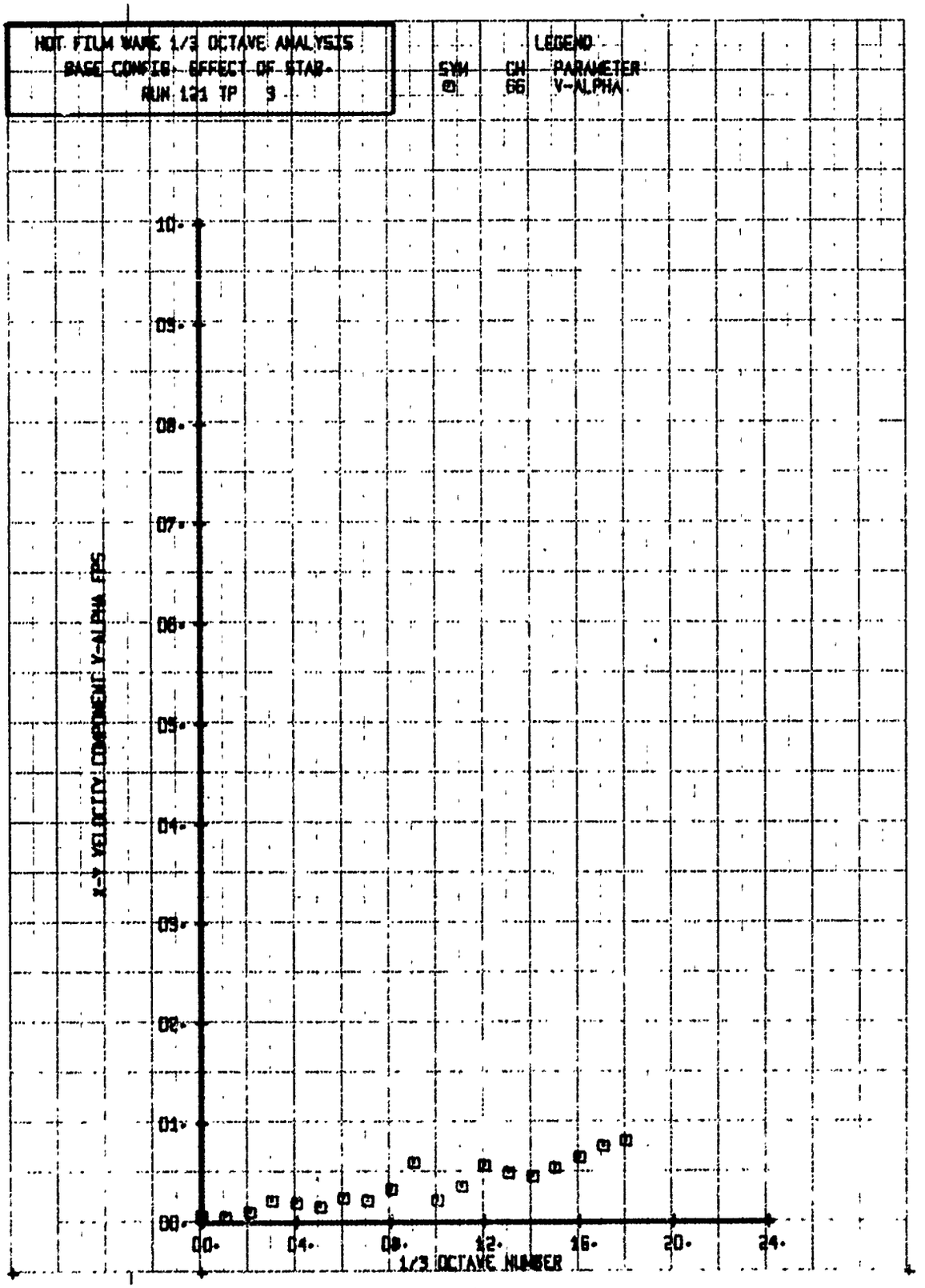
HOT FILM WAKE 1/3 OCTAVE ANALYSIS
BASE CONFIG. EFFECT OF STAB.
RUN 121 TP 3
LEGEND
SYM CH PARAMETER
66 V-ALPHA
X-Y VELOCITY COMPONENT V-ALPHA FPS
1/3 OCTAVE NUMBER
00.
04.
08.
12.
16.
20.
24.
01.
02.
03.
04.
05.
06.
07.
08.
09.
10.


HOT FILM WAKE 1/3 OCTAVE ANALYSIS
BASE CONFIG. EFFECT OF STAB.
RUN 121 TP 4
LEGEND
SYM. CH PARAMETER
66 V-ALPHA
10.
09.
08.
07.
06.
05.
04.
03.
02.
01.
00.
04.
08.
12.
16.
20.
24.
1/3 OCTAVE NUMBER

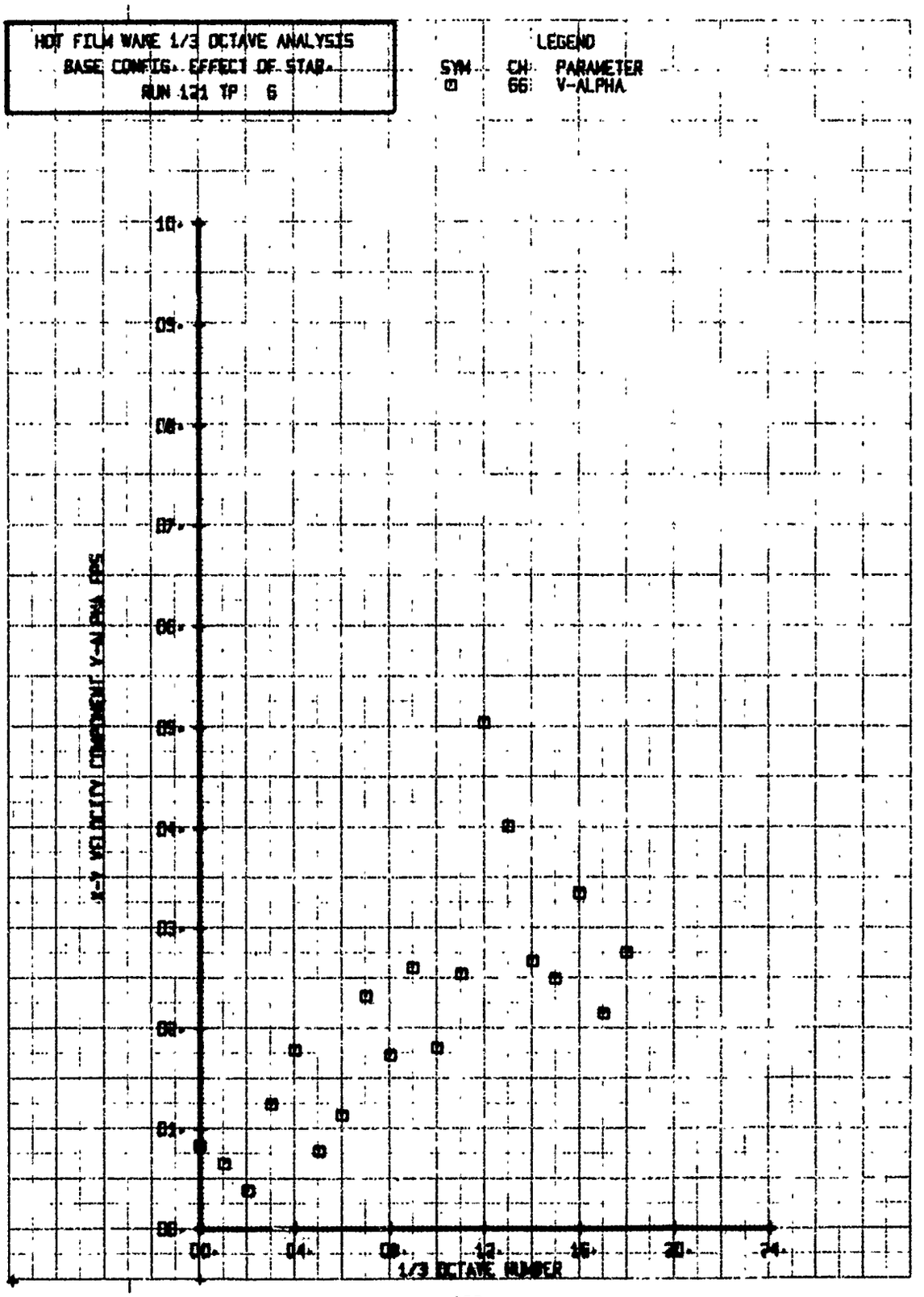
HOT FILM WAKE 1/3 OCTAVE ANALYSIS
BASE CONFIG. EFFECT OF STAB.
RUN 121 TP 6
LEGEND
SYM CH PARAMETER
66 V-ALPHA
10.
09.
08.
07.
06.
05.
04.
03.
02.
01.
00.
00.
04.
08.
12.
16.
20.
24.
1/3 OCTAVE NUMBER

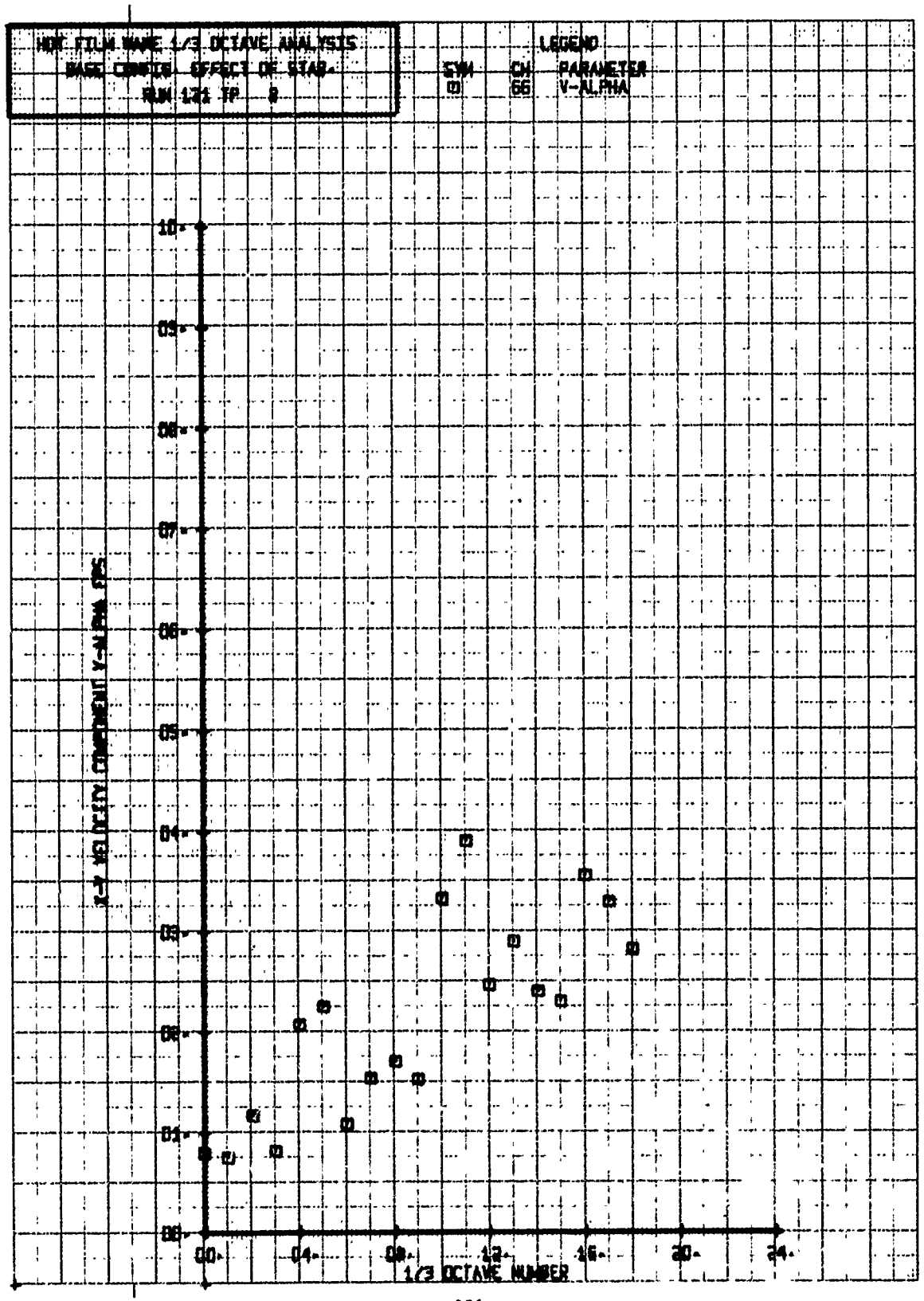
HOT FILM WAKE 1/3 OCTAVE ANALYSIS
BASIC CONFIG EFFECT OF STAB.
RUN 121 TP 8
LEGEND
SYM CH PARAMETER
66 V-ALPHA
10
09
08
07
06
05
04
03
02
01
00
00
04
08
12
16
20
24
1/3 OCTAVE NUMBER

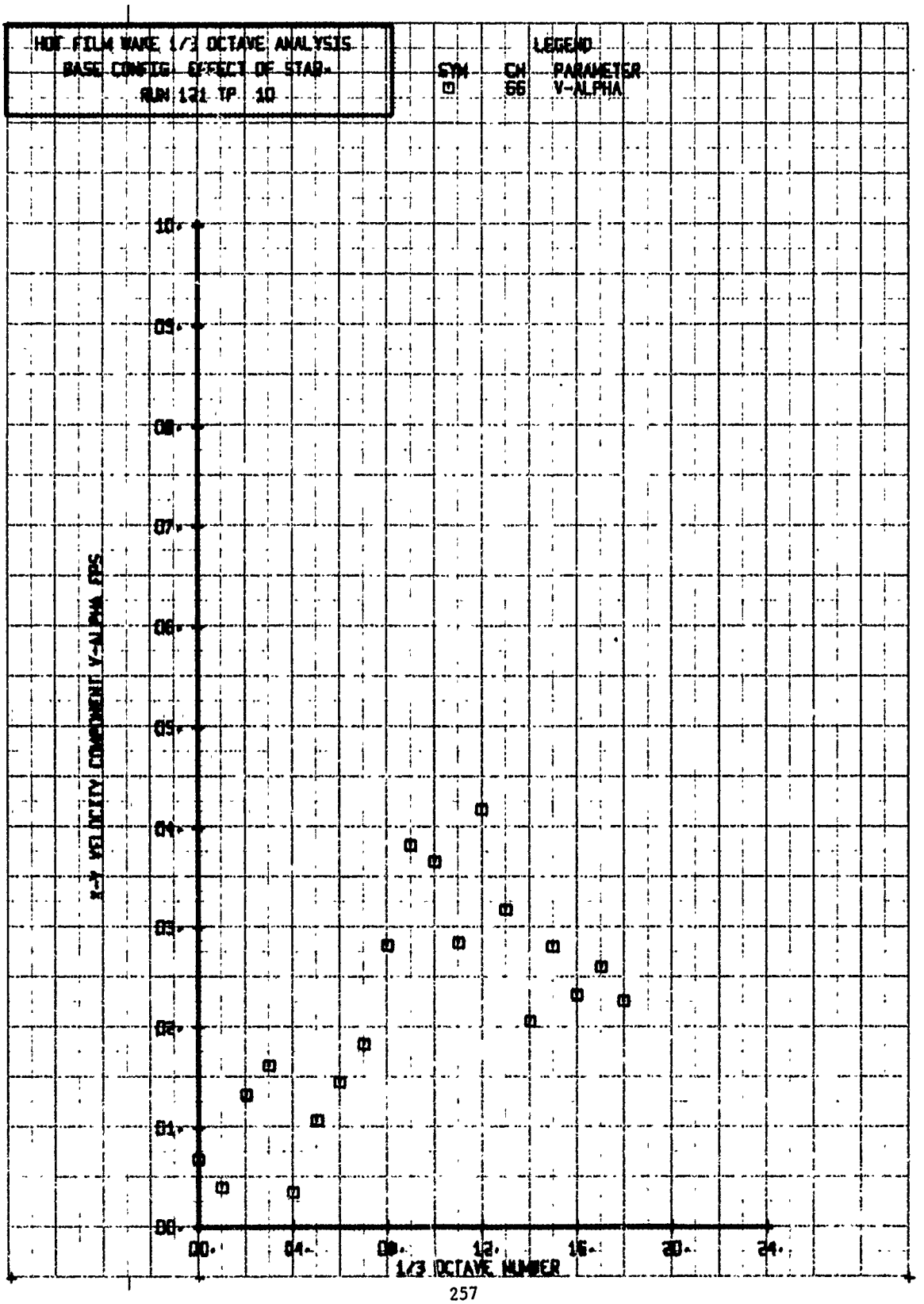
HOT FILM WAKE 1/3 OCTAVE ANALYSIS
BASE CONFIG EFFECT OF STAB.
RUN 121 TP 10
LEGEND
SYM CH PARAMETER
66 V-ALPHA
RMS VELOCITY COMPONENT V-ALPHA FPS
1/3 OCTAVE NUMBER
10.
09.
08.
07.
06.
05.
04.
03.
02.
01.
00.
00.
04.
08.
12.
16.
20.
24.


HOT FILM WAKE 1/3 OCTAVE ANALYSIS
BASE CORRTD. EFFECT OF STAB.
RUN L24 TP 3
LEGEND
STN# CH PARAMETER
02 65 V-BETA
1.0
.9
.8
.7
.6
.5
.4
.3
.2
.1
.0
.0
.4
.8
1.2
1.6
2.0
2.4
1/3 OCTAVE NUMBER


HOE FILM WAVE 1/3 OC ANE ANALYSIS
BASE CONFIG EFFECT OF STAB.
RUN 121 TP 4
LEGEND
GYM CM PARAMETER
65 V-BETA
U-Z VELOCITY COMPONENT V-BETA FPS
1/3 OCTAVE NUMBER


HOT FILM WAKE 1/3 OCTAVE ANALYSIS
WAKE CONFIG- EFFECT OF STAB-
RUN 126 TP 5
LEGEND
SYM CH PARAMETER
05 V-BETA
10
09
08
07
06
05
04
03
02
01
00
00
04
08
12
16
20
24
1/3 OCTAVE NUMBER
X-2 VELOCITY COMPONENT V-BETA FPS


HOT FILM WAKE 1/3 OCTAVE ANALYSIS
BASE CONFIG. EFFECT OF STAB.
RUN 121 TP 8
LEGEND
SYM CH PARAMETER
65 Y-BETA
10.
09.
08.
07.
06.
05.
04.
03.
02.
01.
00.
00. 04. 08. 12. 16. 20. 24.
1/3 OCTAVE NUMBER

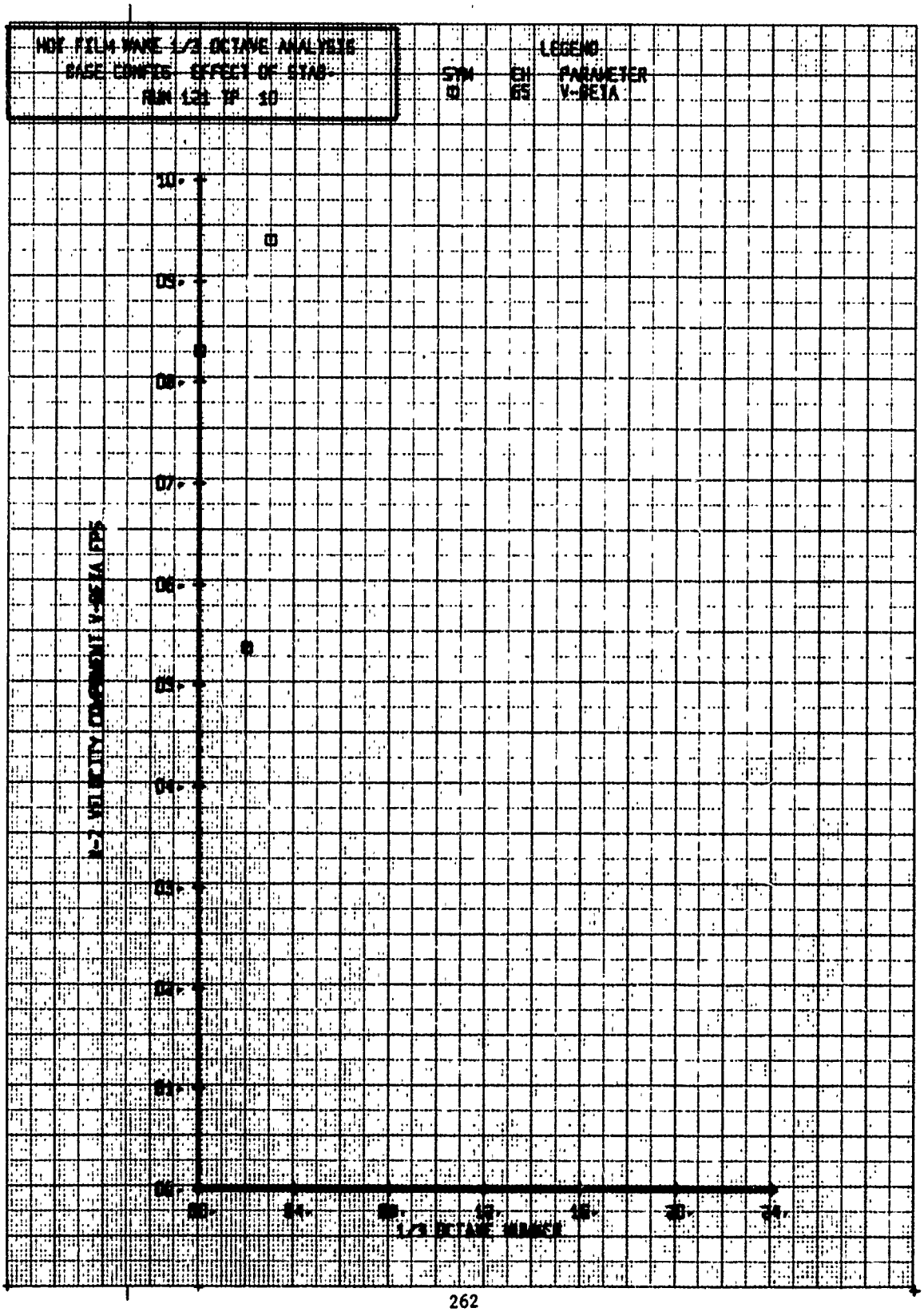
HOT FILM WAKE 1/3 OCTAVE ANALYSIS
BASE CONFIG EFFECT OF STAB
RUN 121 PT 10
LEGEND
SYM CH PARAMETER
65 V-BETA
10.
09.
08.
07.
06.
05.
04.
03.
02.
01.
00.
1/3 OCTAVE NUMBER


HOT FILM WAKE 1/3 OCTAVE ANALYSIS
BASE CONFIG. 900 FPM CLIMB
RUN 135 TP 2
LEGEND
SYM CH PARAMETER
65 ALPHA
VERTICAL FLOW ANGLE, ALPHA - DEGREES
1/3 OCTAVE NUMBER


HOT FILM WAKE 1/3 OCTAVE ANALYSIS
BASE CONFIG. 900 RPM CLIMB
RUN 135 IP 4
LEGEND
SYM CH PARAMETER
@ 65 ALPHA
VERTICAL FLOW ANGLE, ALPHA - DEGREES
10.
09.
08.
07.
06.
05.
04.
03.
02.
01.
00.
00.
04.
08.
12.
16.
20.
24.
1/3 OCTAVE NUMBER


HOT FILM WAKE 1/3 OCTAVE ANALYSIS
BASE CONFIG. 900 FPM CLIMB
RUN 135 TP 6
LEGEND
SYM CH PARAMETER
65 ALPHA
VERTICAL FLOW ANGLE, ALPHA - DEGREES
10.
09.
08.
07.
06.
05.
04.
03.
02.
01.
00.
00.
04.
08.
12.
16.
20.
24.
1/3 OCTAVE NUMBER

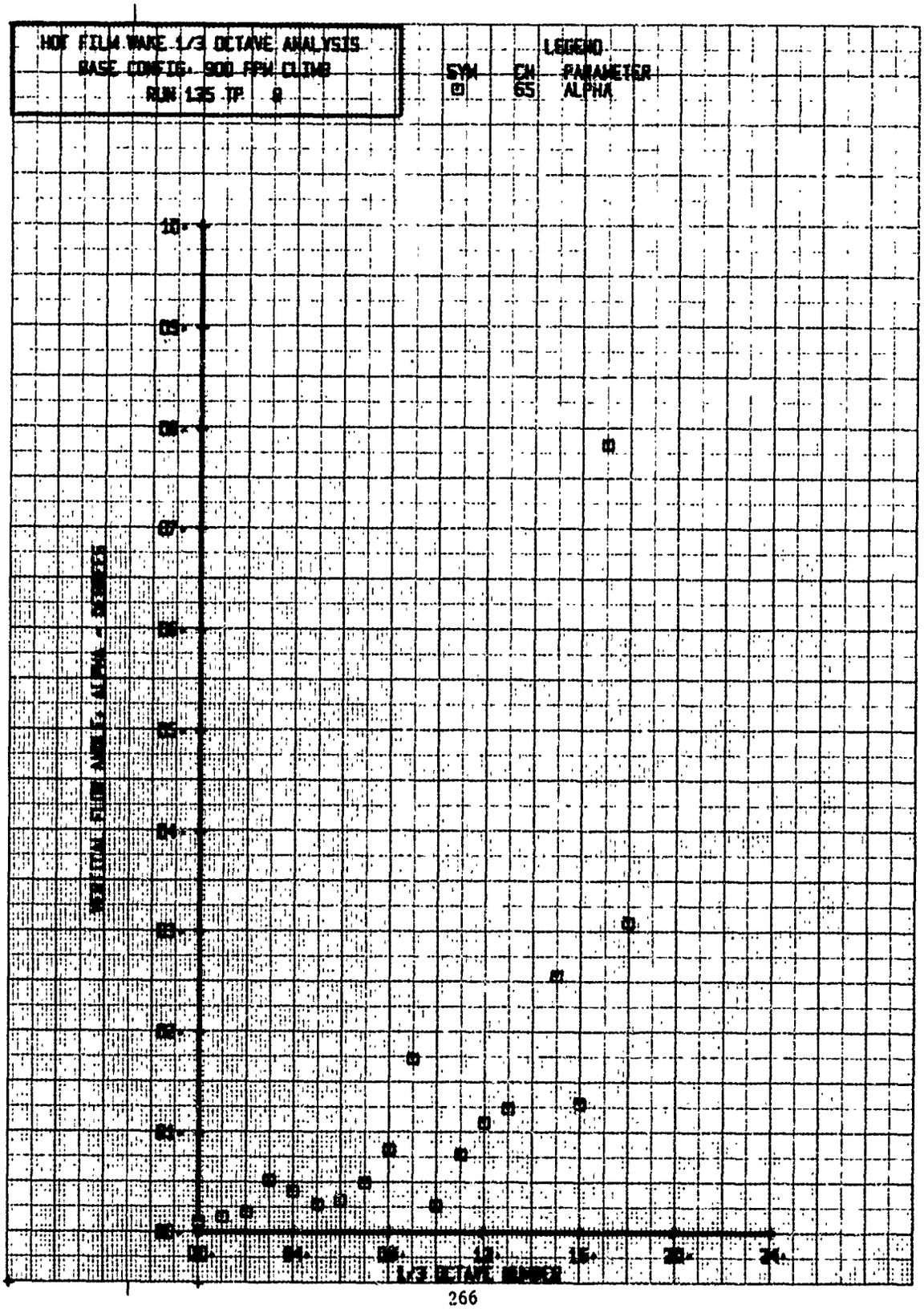
HOT FILM WAKE 1/3 OCTAVE ANALYSIS
BASE CONFIG. 900 RPM CLIMB
RUN 135 TP 8
LEGEND
SYM CN PARAMETER
65 ALPHA
1/3 OCTAVE NUMBER


HOT FILM WAKE 1/3 OCTAVE ANALYSIS
BASE CONFIG. 900 RPM CLIMB
RUN 135 TP 10
LEGEND
SYM CH PARAMETER
65 ALPHA
VERTICAL FLOW ANGLE, ALPHA, DEGREES
1/3 OCTAVE NUMBER

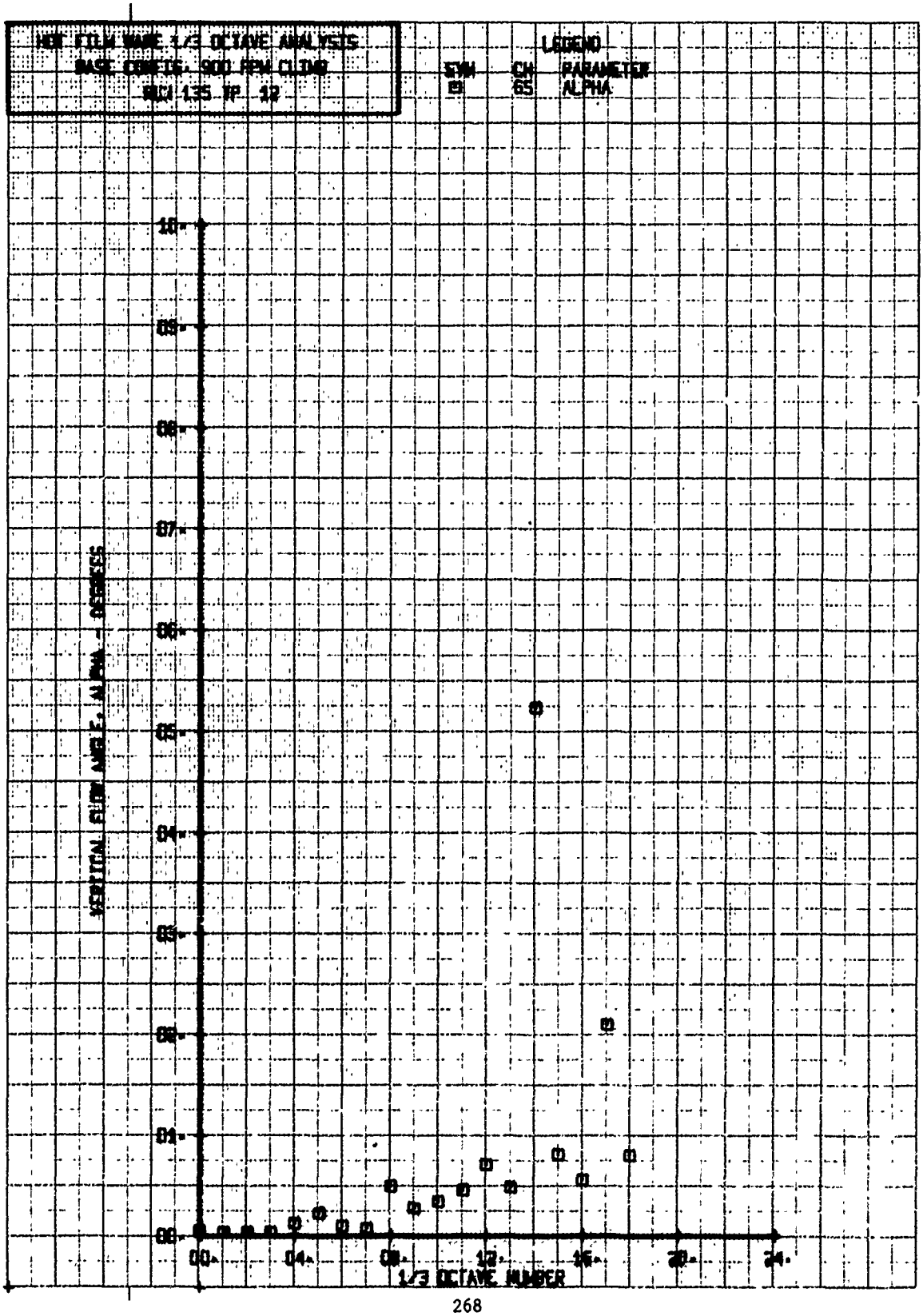
HOT FILM WAKE 1/3 OCTAVE ANALYSIS
BASE CONFIG, 900 RPM CLEAN
RUN 135 TP 12
LEGEND
SYM CH PARAMETER
65 ALPHA
10.
09.
08.
07.
06.
05.
04.
03.
02.
01.
00.
00.
04.
08.
12.
16.
20.
24.
1/3 OCTAVE NUMBER


HOT FILM WAKE 1/3 OCTAVE ANALYSIS
BASE CONFIG. 900 FPM CLIMB
RUN 135 TP 14
LEGEND
SYM CM PARAMETER
65 ALPHA
VERTICAL FLOW ANGLE, ALPHA - DEGREES
1/3 OCTAVE NUMBER


HOT FILM WAKE 1/3 OCTAVE ANALYSIS
BASE CONFIG. 900 RPM CLEAN
RUN 135 TP 2
LEGEND
SYM CH PARAMETER
66 BETA
10°
09°
08°
07°
06°
05°
04°
03°
02°
01°
00°
1/3 OCTAVE NUMBER

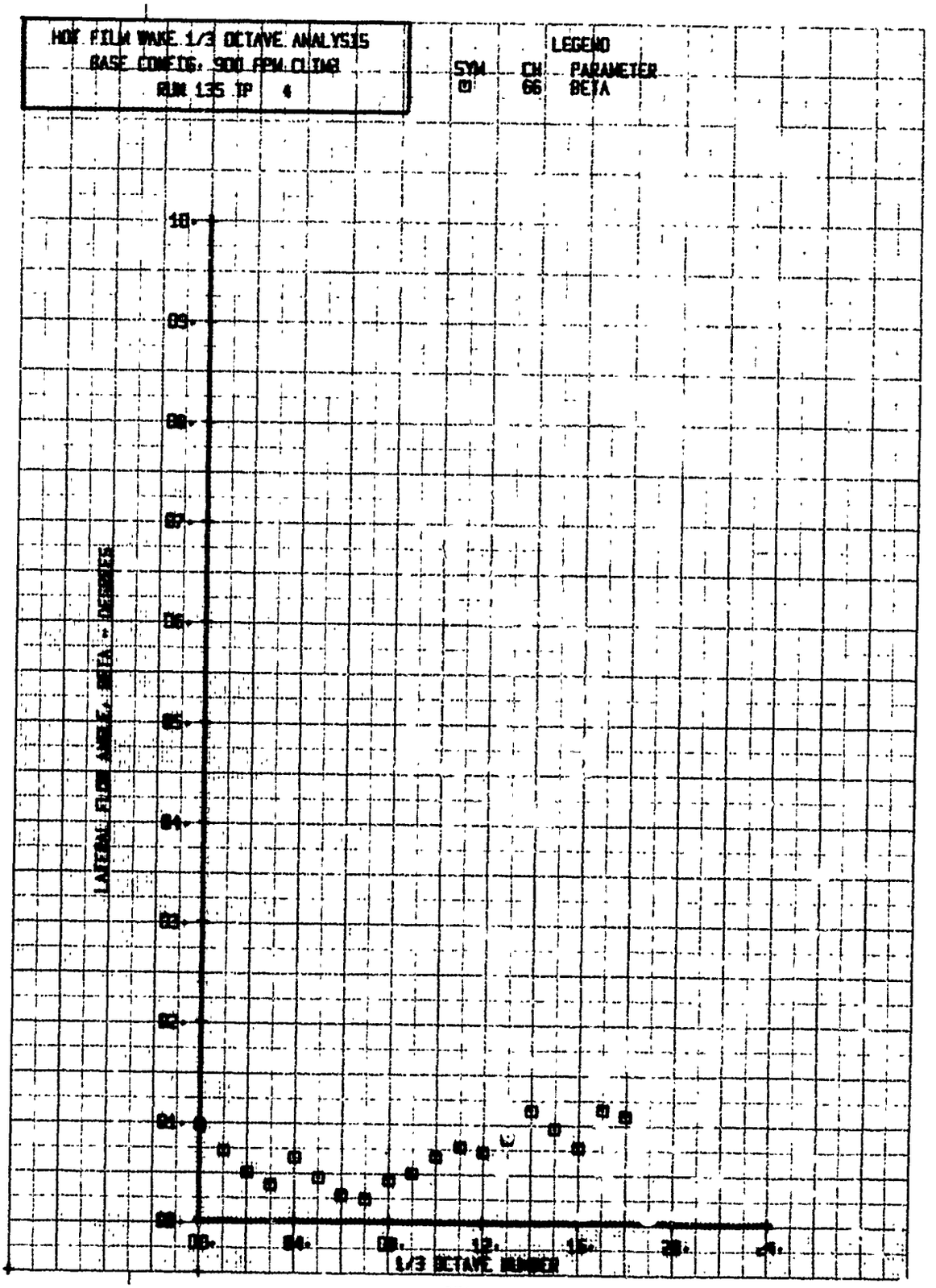
HOT FILM WAKE 1/3 OCTAVE ANALYSIS
BASE CONFIG. 900 RPM CLIMB
RUN 135 TP 4
LEGEND
SYM CH PARAMETER
66 BETA
LATERAL FLOW ANGLE, BETA - DEGREES
1/3 OCTAVE NUMBER


HOT FILM WAKE 1/3 OCTAVE ANALYSIS
BASE CONFIG. 900 RPM CLEAN
RUN 135 TP 6
LEGEND
SYM CH PARAMETER
66 BETA
10.
08.
06.
04.
02.
00.
LATERAL FLOW ANGLE, BETA -- DEGREES
00.
04.
08.
12.
16.
20.
24.
1/3 OCTAVE NUMBER


HOT FILM WAKE 1/3 OCTAVE ANALYSIS
BASE CONFIG. 900 RPM CLIMB
RUN 135 TP 8
LEGEND
SYM CH PARAMETER
66 BETA
LATERAL FLOW ANGLE, BETA - DEGREES
10
09
08
07
06
05
04
03
02
01
00
00
04
08
12
16
20
24
1/3 OCTAVE NUMBER

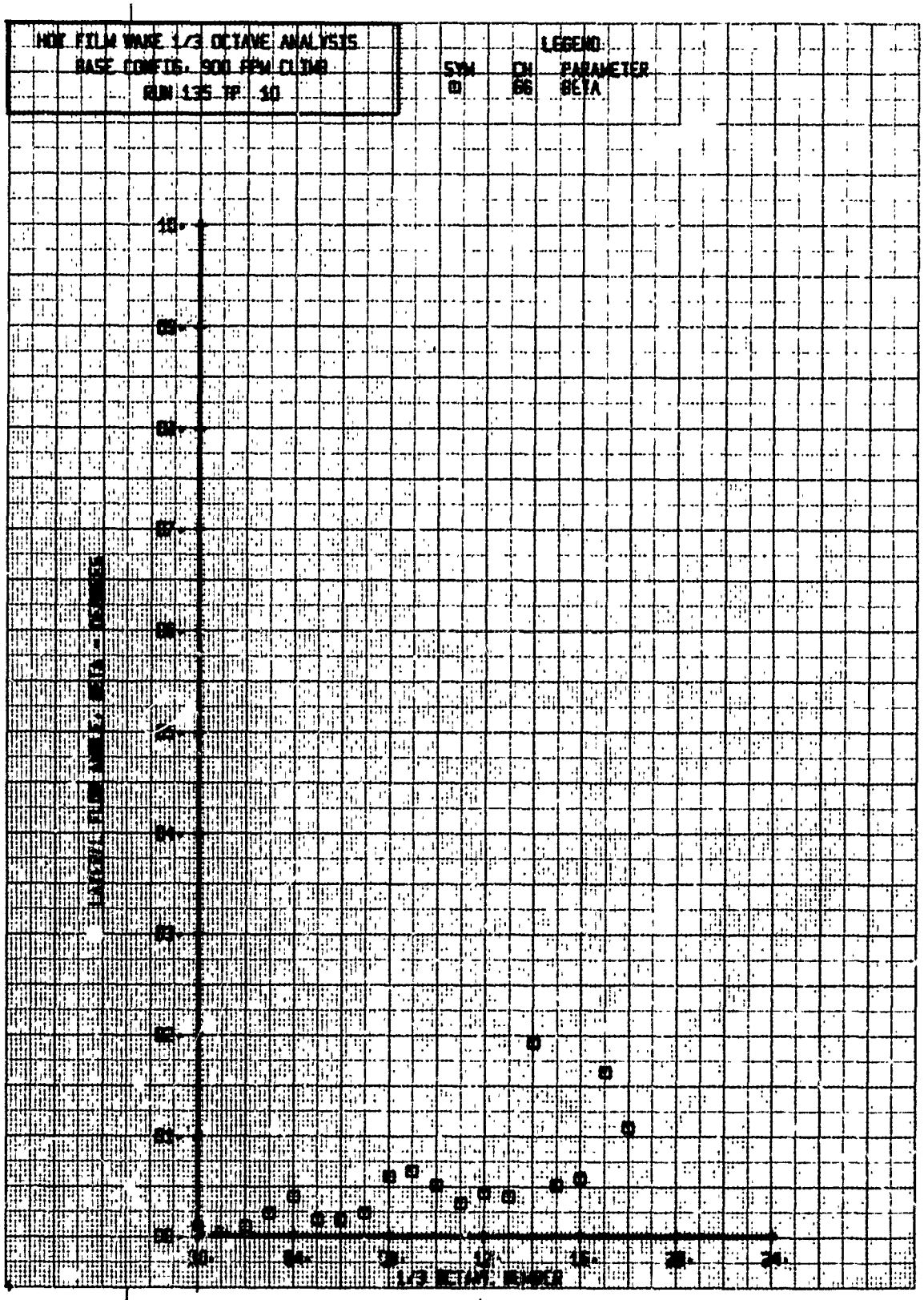
HOT FILM WAKE 1/3 OCTAVE ANALYSIS
BASE CONFIG. 900 RPM CLEAN
RUN 135 TP 10
LEGEND
SYM CH PARAMETER
66 BETA
1/3 OCTAVE NUMBER


HOT FILM WAKE 1/3 OCTAVE ANALYSIS
BASE CONFIG. 900 FPM CLIMB
RUN 135 TP 12
LEGEND
SYM CH PARAMETER
66 BETA
10
09
08
07
06
05
04
03
02
01
00
LATERAL FLOW ANGLE, BETA - DEGREES
00
04
08
12
16
20
24
1/3 OCTAVE NUMBER


HOT FILM WAKE 1/3 OCTAVE ANALYSIS
BASE CONFIG. 900 RPM CLIMB
RUN 135 TP 14
LEGEND
SYM CH PARAMETER
66 BETA
LATERAL FLOW ANGLE, BETA - DEGREES
1/3 OCTAVE NUMBER
18.
09.
08.
07.
06.
05.
04.
03.
02.
01.
00.
00.
04.
08.
12.
16.
20.
24.

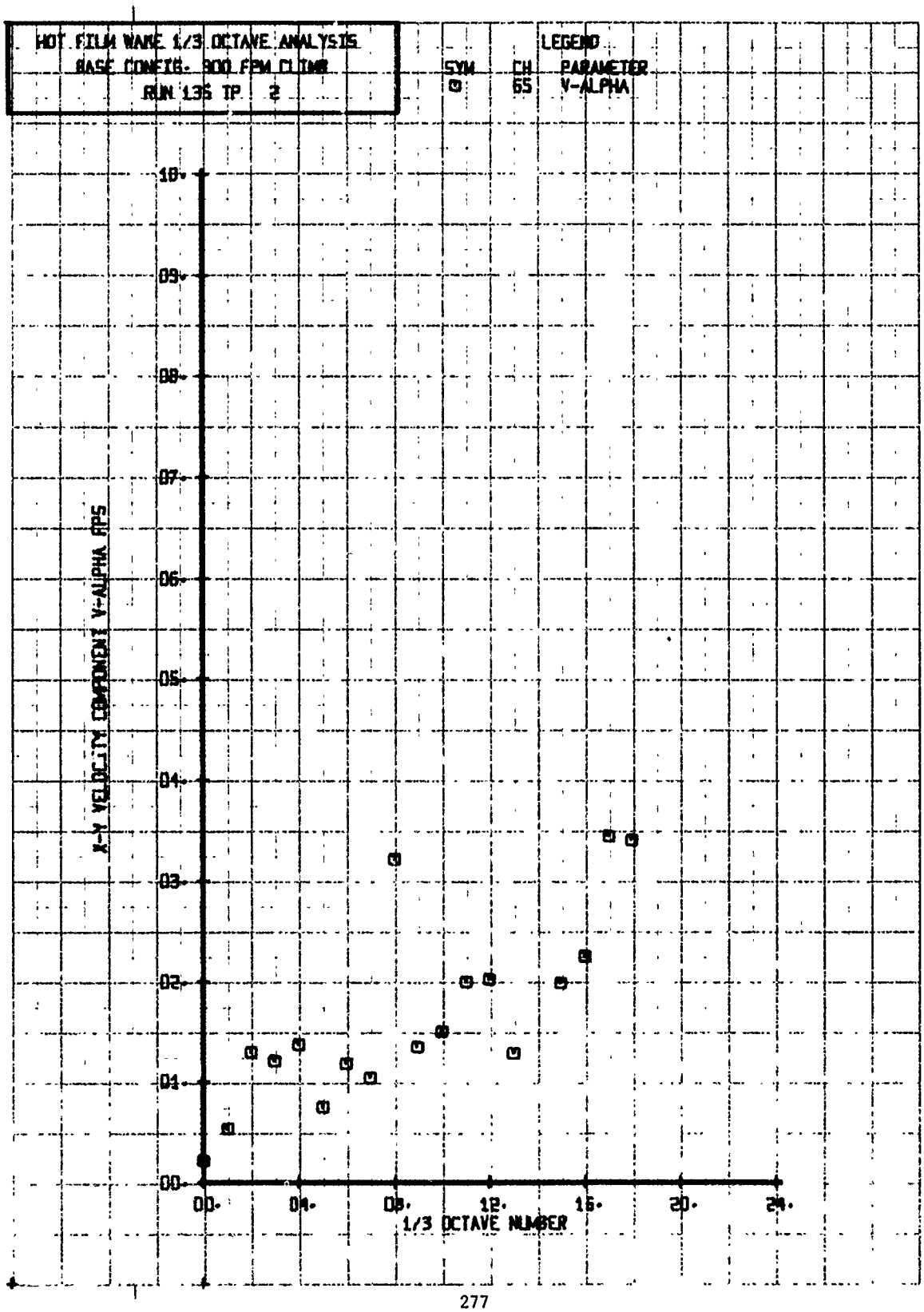
HOT FILM WAKE 1/3 OCTAVE ANALYSIS
BASE CONFIG- 900 FPM CLIMB
RUN 135 TP 2
LEGEND
SYM CH PARAMETER
65 V-ALPHA
X-Y VELOCITY COMPONENT V-ALPHA FPS
1/3 OCTAVE NUMBER
10.
09.
08.
07.
06.
05.
04.
03.
02.
01.
00.
00.
04.
08.
12.
16.
20.
24.

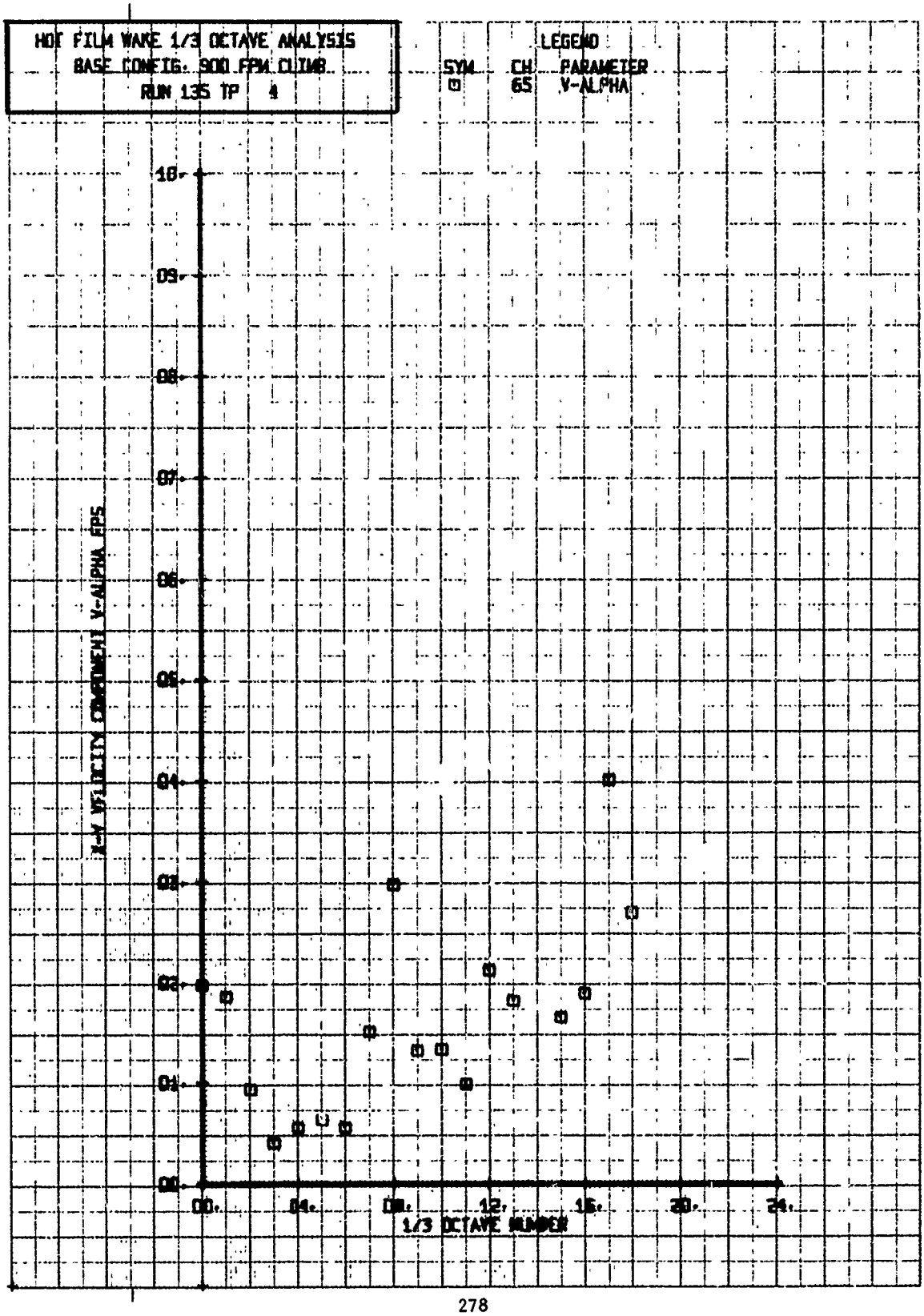
HOT FILM WAKE 1/3 OCTAVE ANALYSIS
BASE CONFIG. 900 FPM CLIMB
RUN 135 TP 4
LEGEND
SYM CH PARAMETER
65 V-ALPHA
RMS VELOCITY COMPONENT V-ALPHA FPS
1/3 OCTAVE NUMBER
00.
04.
08.
12.
16.
20.
24.

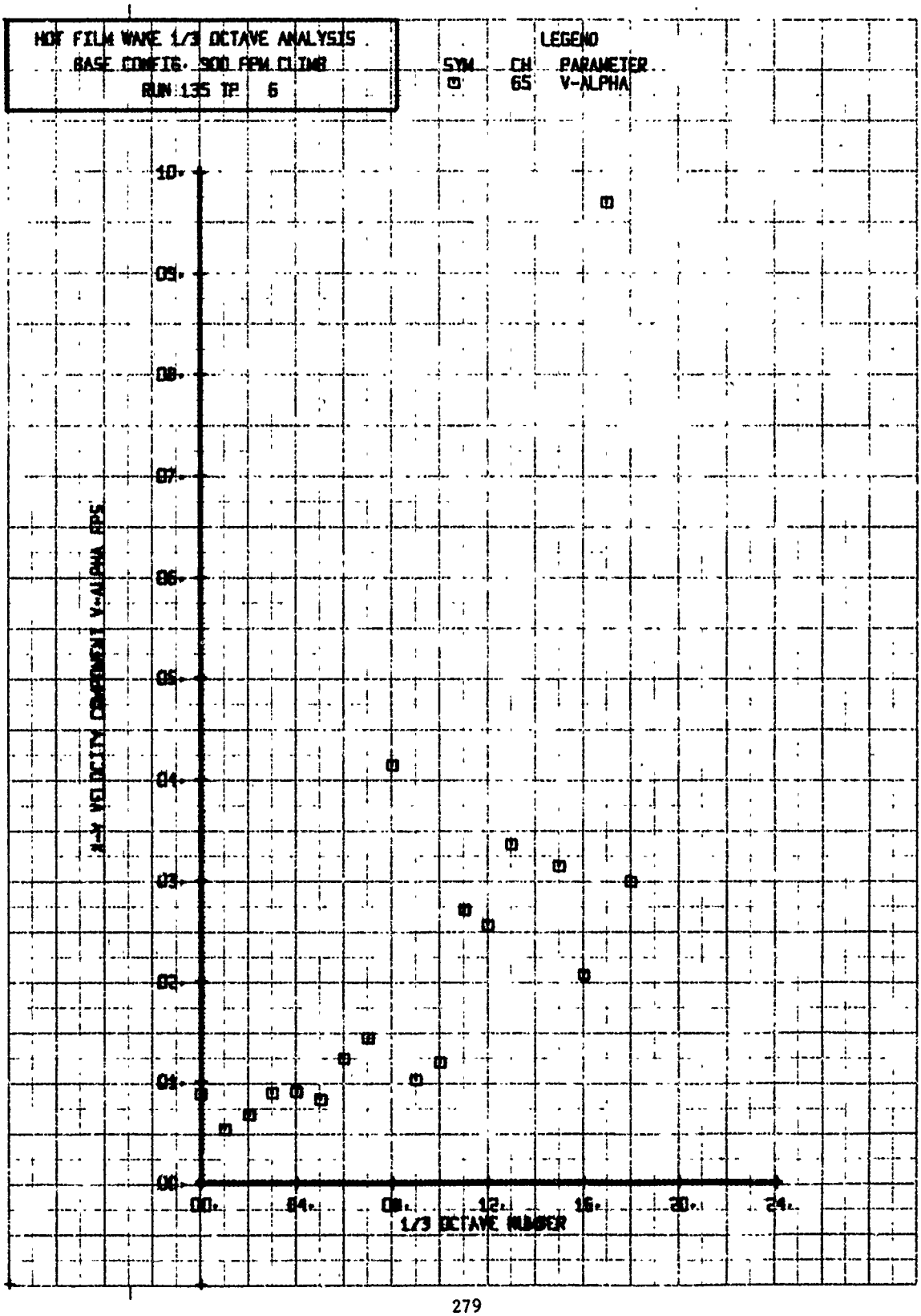
HOT FILM WAKE 1/3 OCTAVE ANALYSIS
BASE CONFIG. 900 RPM CLIMB
RUN 135 TP 6
LEGEND
SYM CH PARAMETER
65 V-ALPHA
10.
09.
08.
07.
06.
05.
04.
03.
02.
01.
00.
00.
04.
08.
12.
16.
20.
24.
1/3 OCTAVE NUMBER
V-ALPHA RMS


HOT FILM WAKE 1/3 OCTAVE ANALYSIS
BASE CONFIG. 900 FPM CLIMB
RUN 135 TP 8
LEGEND
SYM CH PARAMETER
65 V-ALPHA
X-Y VELOCITY COMPONENT V-ALPHA FPS
1/3 OCTAVE NUMBER
00.
04.
08.
12.
16.
20.
24.
01.
02.
03.
04.
05.
06.
07.
08.
09.
10.

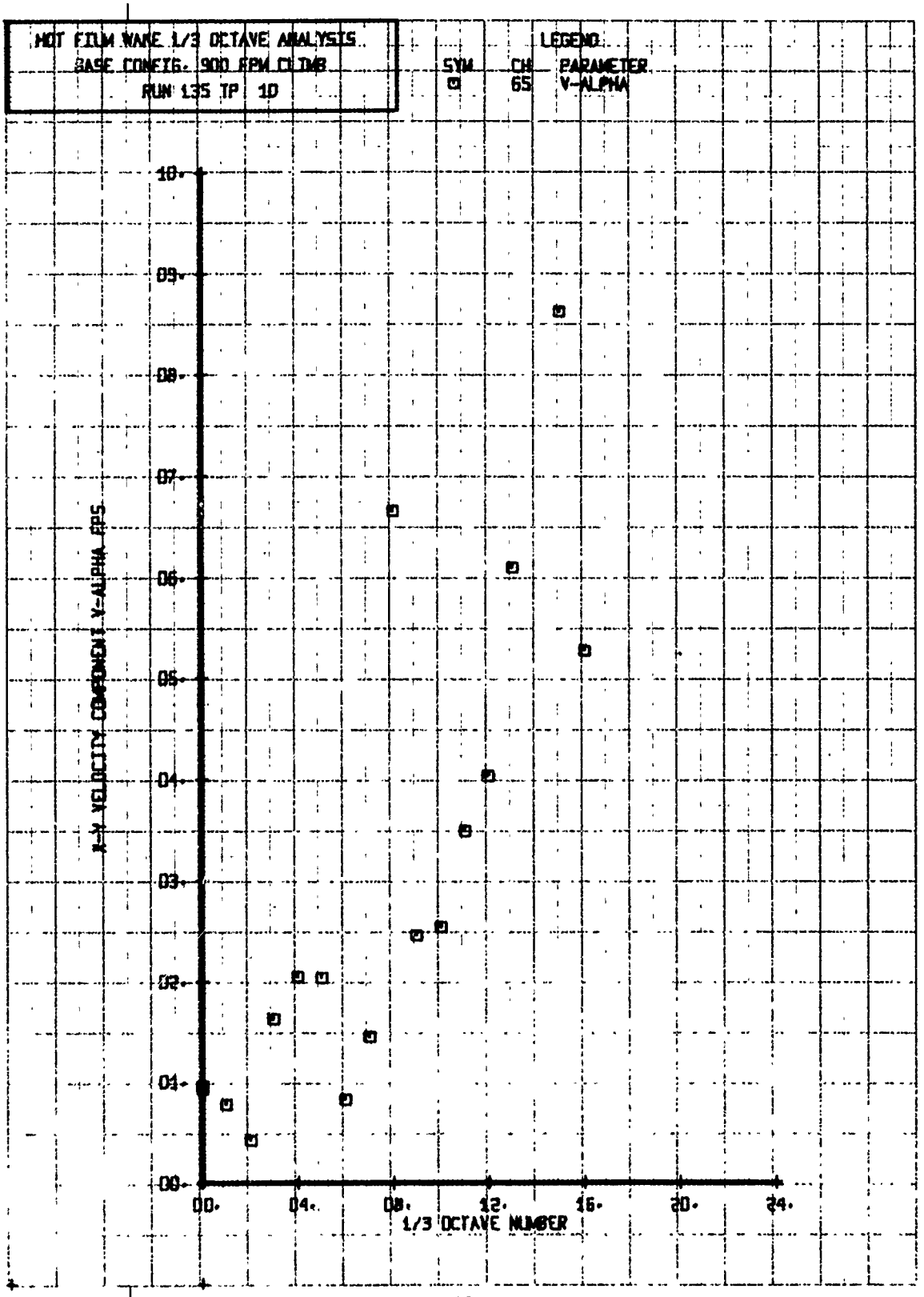
HOT FILM WAKE 1/3 OCTAVE ANALYSIS
BASE CONFIG. 900 RPM CLIMB
RUN 135 TP 10
LEGEND
SYM CH PARAMETER
65 V-ALPHA
10.
09.
08.
07.
06.
05.
04.
03.
02.
01.
00.
X-V VELOCITY COMPONENT V-ALPHA FPS
00. 04. 08. 12. 16. 20. 24.
1/3 OCTAVE NUMBER


HOT FILM WAKE 1/3 OCTAVE ANALYSIS
BASE CONFIG. 900 FPM CLIMB
RUN 135 TP 12.
LEGEND
SYM CH PARAMETER
65 V-ALPHA
10.
09.
08.
07.
06.
05.
04.
03.
02.
01.
00.
04.
08.
12.
16.
20.
24.
1/3 OCTAVE NUMBER

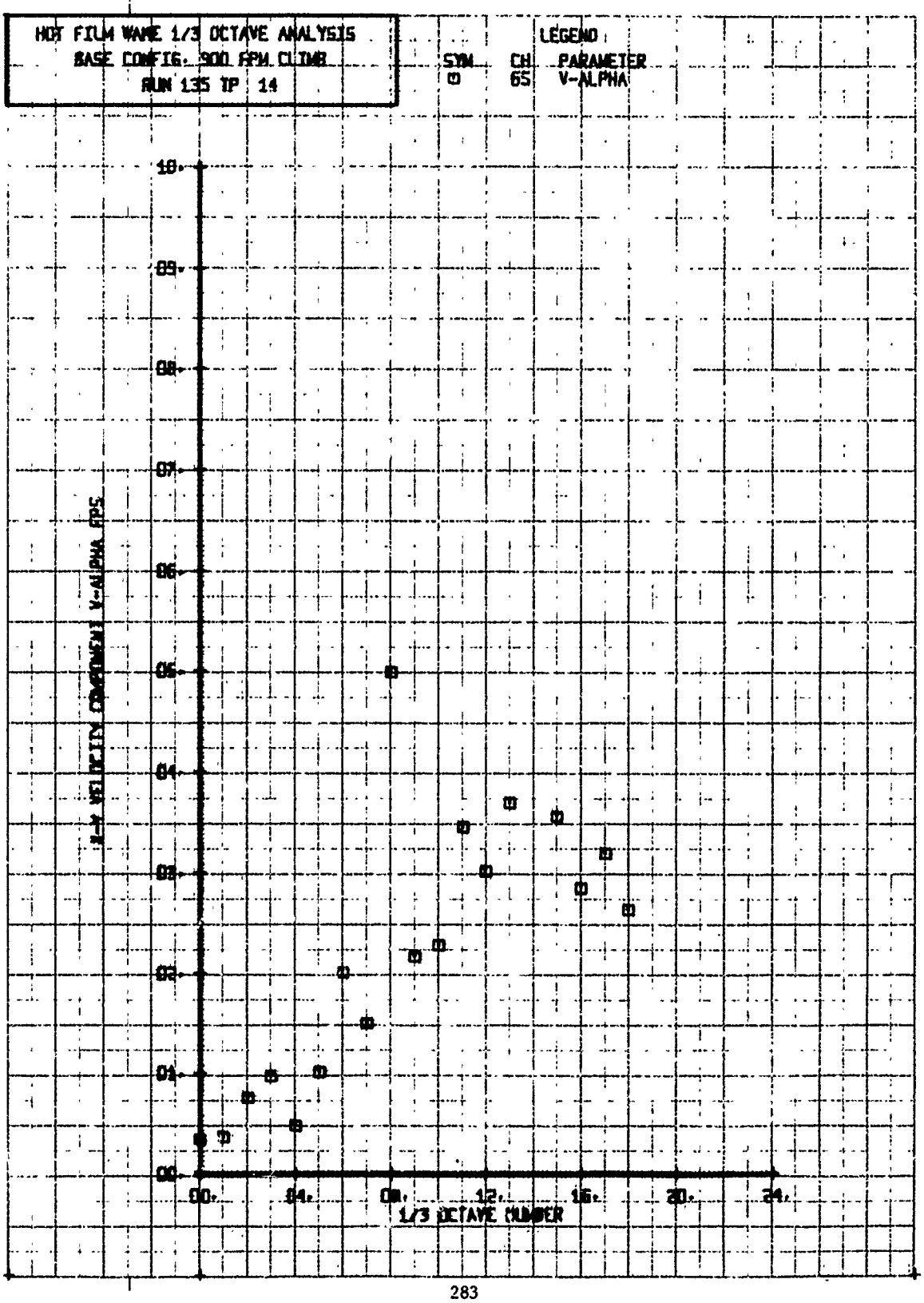
HOT FILM WAKE 1/3 OCTAVE ANALYSIS
BASE CONFIG. 900 FPM CLIMB
RUN 135 TP 14
LEGEND
SYM CH PARAMETER
65 V-ALPHA
10.
09.
08.
07.
06.
05.
04.
03.
02.
01.
00.
00.
04.
08.
12.
16.
20.
24.
1/3 OCTAVE NUMBER

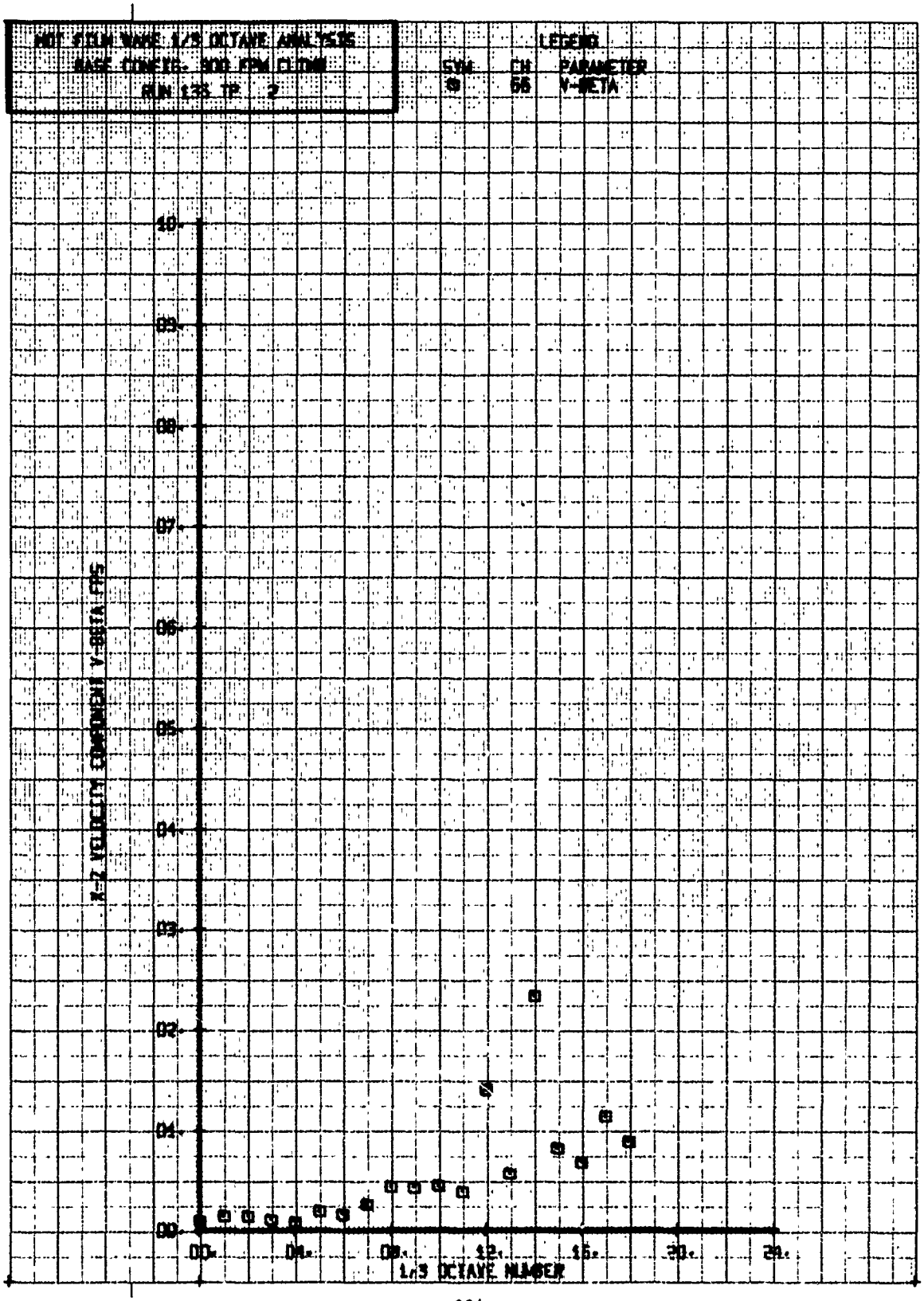
HOT STEAM WAKE 1/3 OCTAVE ANALYSIS
BASE CORRIG. 900 RPM CLOSE
RUN 135 TP 2
LEGEND
SYM CH PARAMETER
55 V-BETA
10
09
08
07
06
05
04
03
02
01
00
00
04
08
12
16
20
24
1/3 OCTAVE NUMBER
X-Z VELOCITY COMPONENT V-BETA FPS

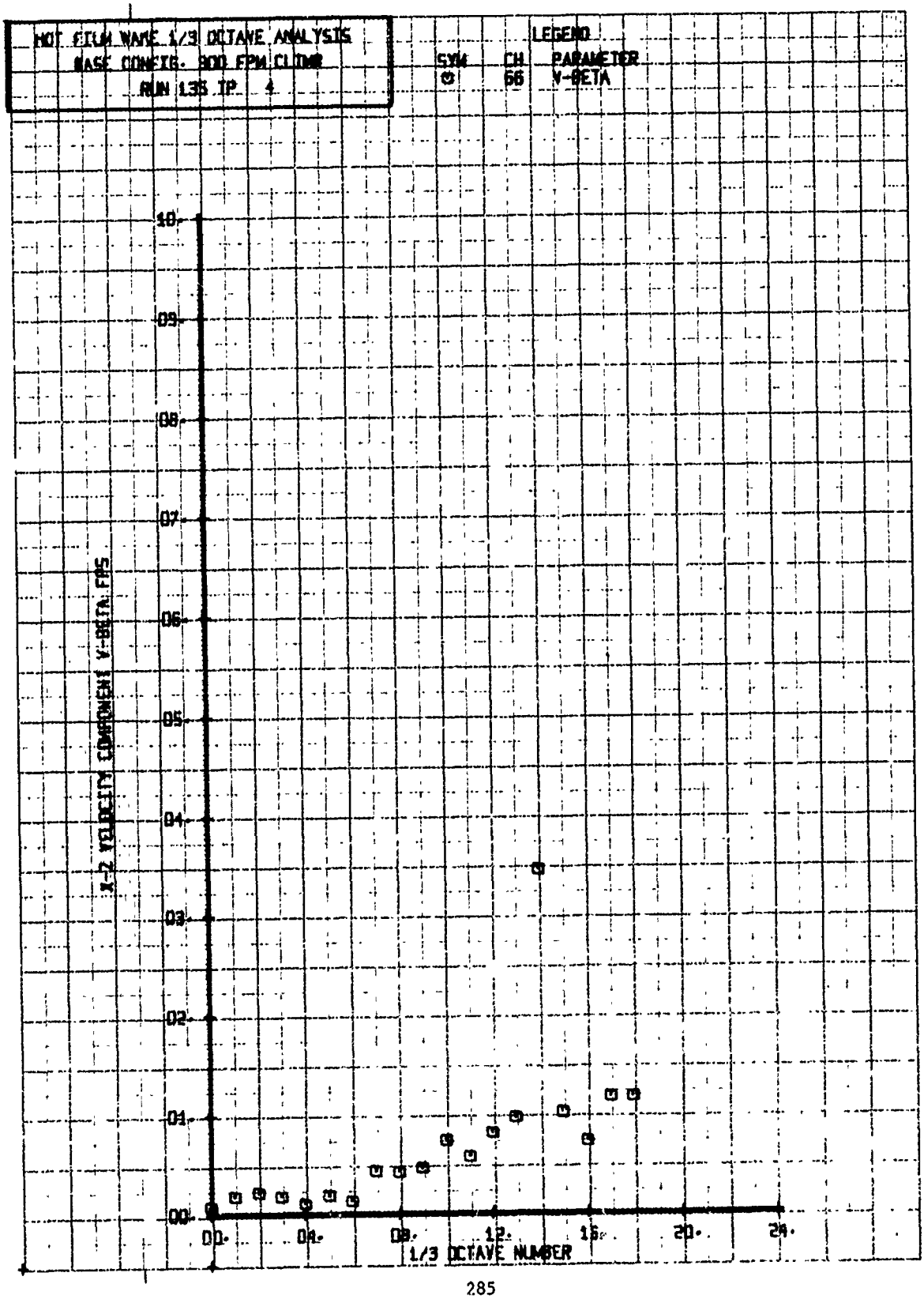
HOT FILM WAKE 1/3 OCTAVE ANALYSIS
BASE CONFIG. 900 FPM CLIMB
RUN 135 TP 4
LEGEND
SYM CH PARAMETER
66 V-BETA
10
09
08
07
06
05
04
03
02
01
00
X-Z VELOCITY COMPONENT V-BETA, FPS
00
04
08
12
16
20
24
1/3 OCTAVE NUMBER

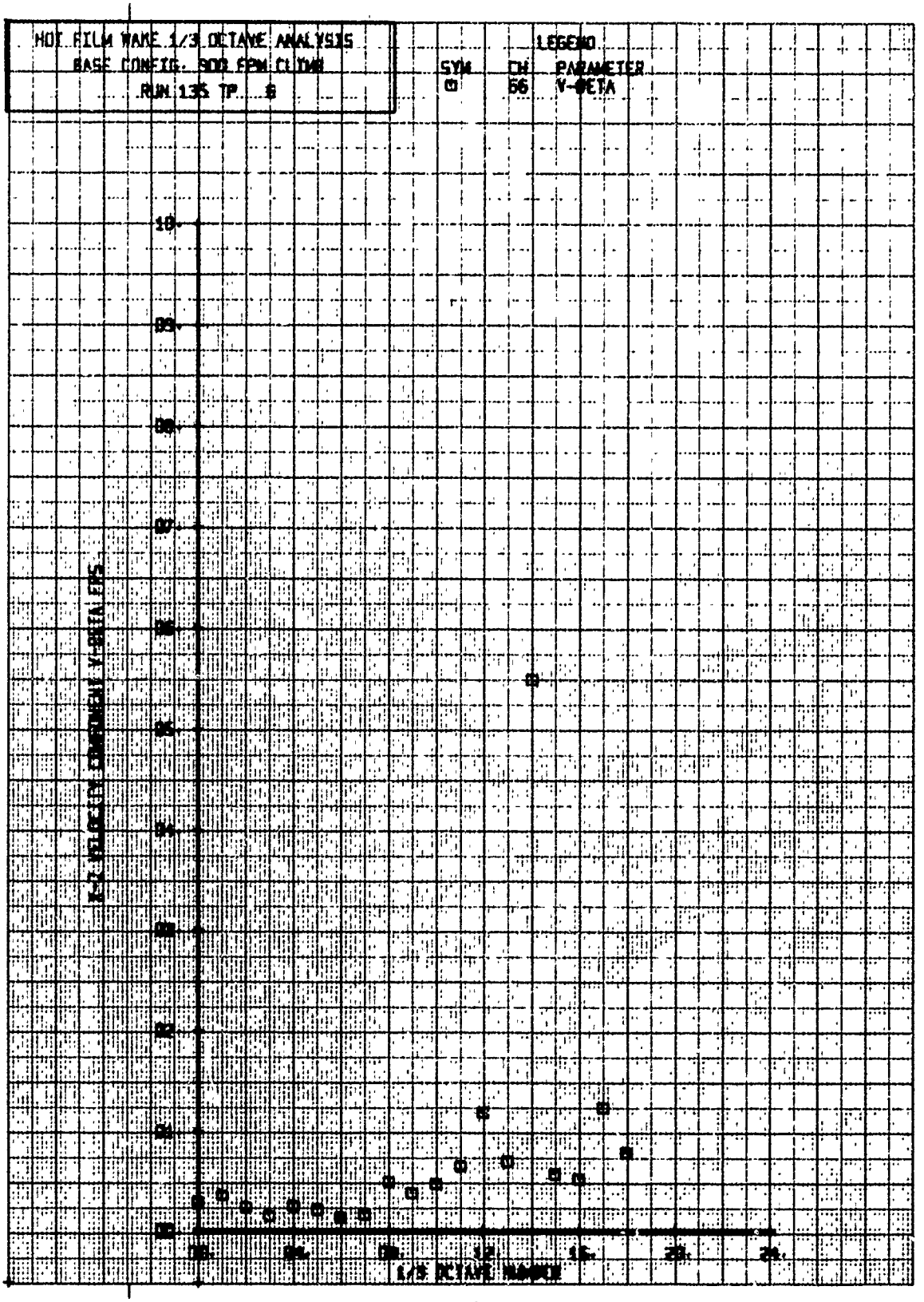
HOT FILM WAKE 1/3 OCTAVE ANALYSIS
BASE CONFIG. 900 FPM CLIMB
RUN 135 TP 6
LEGEND
SYM CH PARAMETER
56 V-BETA
1.0
.9
.8
.7
.6
.5
.4
.3
.2
.1
0.
4.
8.
12.
16.
20.
24.
1/3 OCTAVE NUMBER

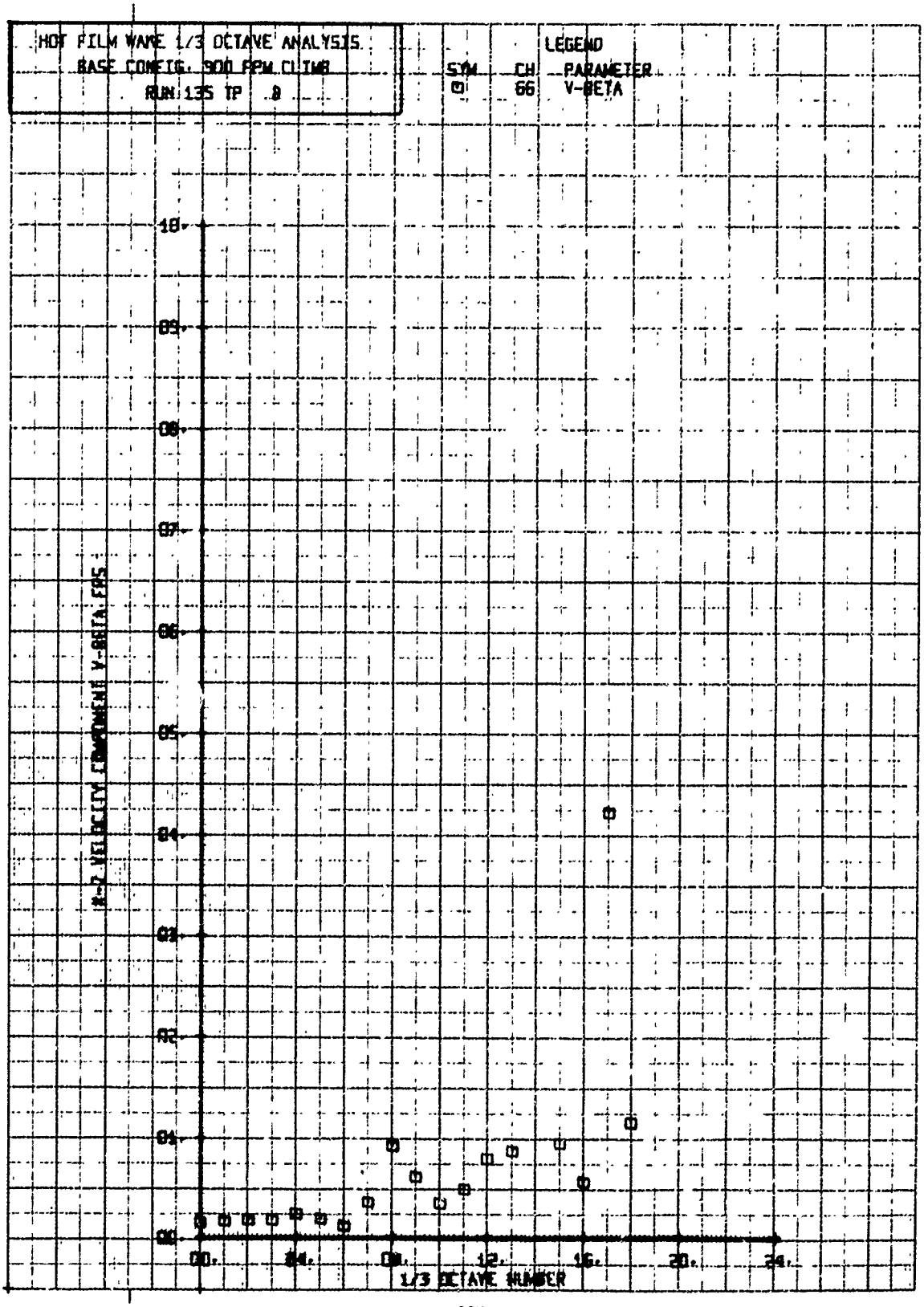
HOT FILM WAVE 1/3 OCTAVE ANALYSIS
BASE CONFIG. 900 PPM CLIMB
RUN 135 TP 8
LEGEND
SYM CH PARAMETER
66 V-BETA
10.
09.
08.
07.
06.
05.
04.
03.
02.
01.
00.
04.
08.
12.
16.
20.
24.
1/3 OCTAVE NUMBER

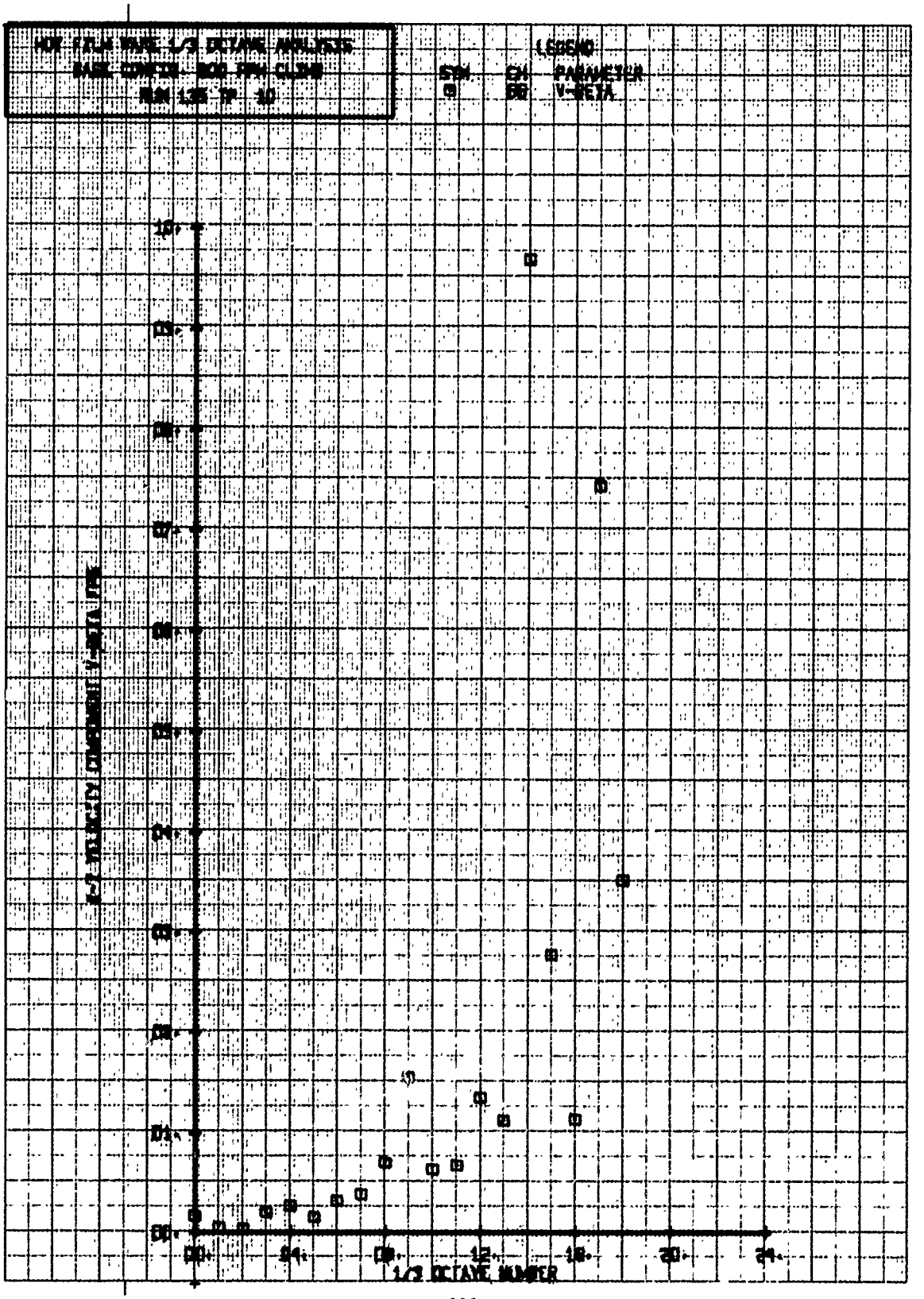
HOT FLOW RAKE 1/3 OCTAVE ANALYSIS
BARE CONFIG. 800 RPM CLIMB
RUN 135 TP 10
LEGEND
SYM CH PARAMETER
1/3 OCTAVE NUMBER


HOT FILM WAKE 1/3 OCTAVE ANALYSIS
BASIC CONFIG. 800 RPM CLIMB
RUN 135 TP 12
LEGEND
SYM PARAMETER
CH 56 V-BETA
10.
09.
08.
07.
06.
05.
04.
03.
02.
01.
00.
00. 04. 08. 12. 16. 20. 24.
1/3 OCTAVE NUMBER



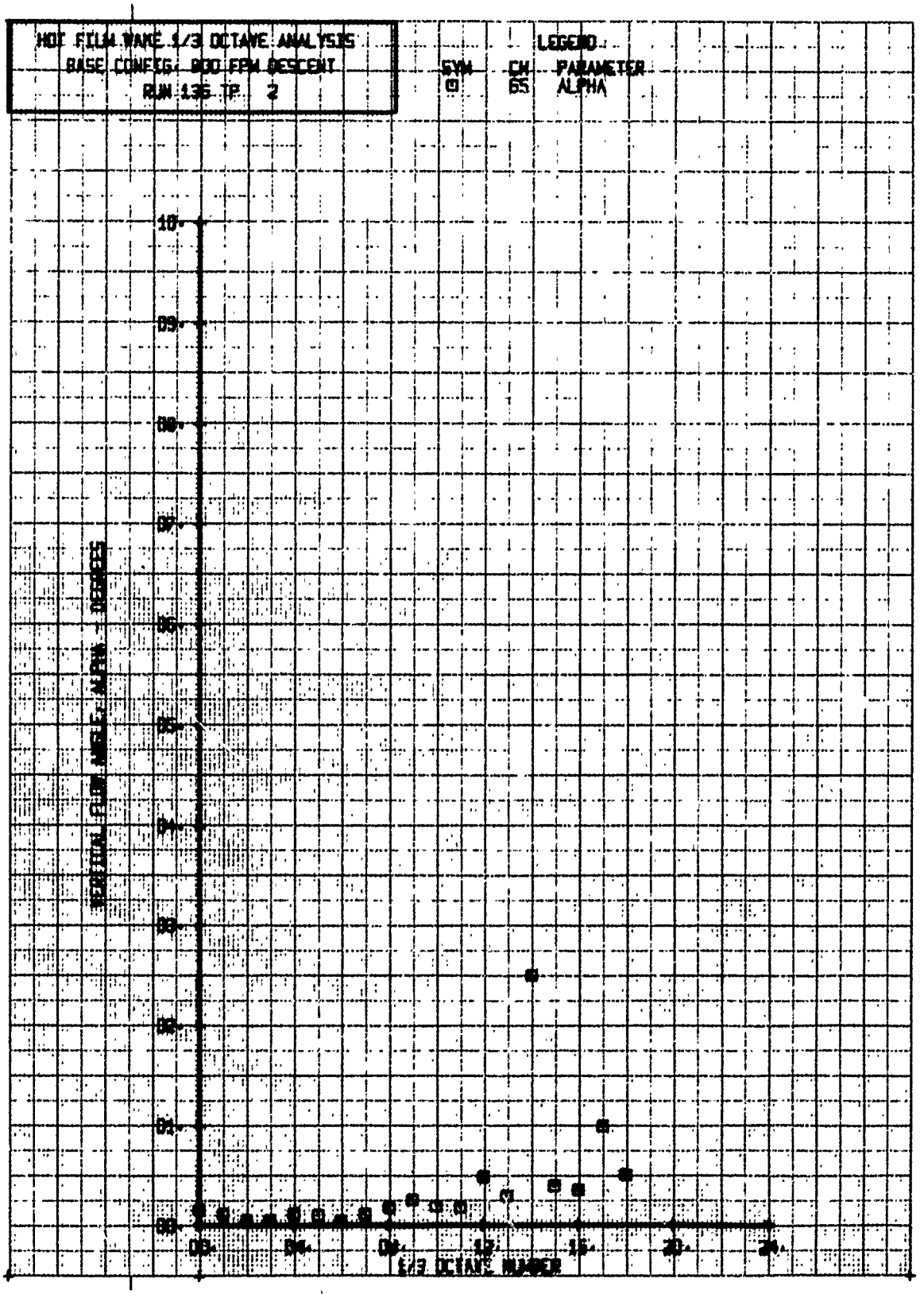
HOT FILM WAKE 1/3 OCTAVE ANALYSIS
BASE CONFIG. 800 FPM DESCENT
RUN 136 TP 2
LEGEND
SYM CH PARAMETER
65 ALPHA
VERTICAL FLOW ANGLE, ALPHA - DEGREES
1/3 OCTAVE NUMBER

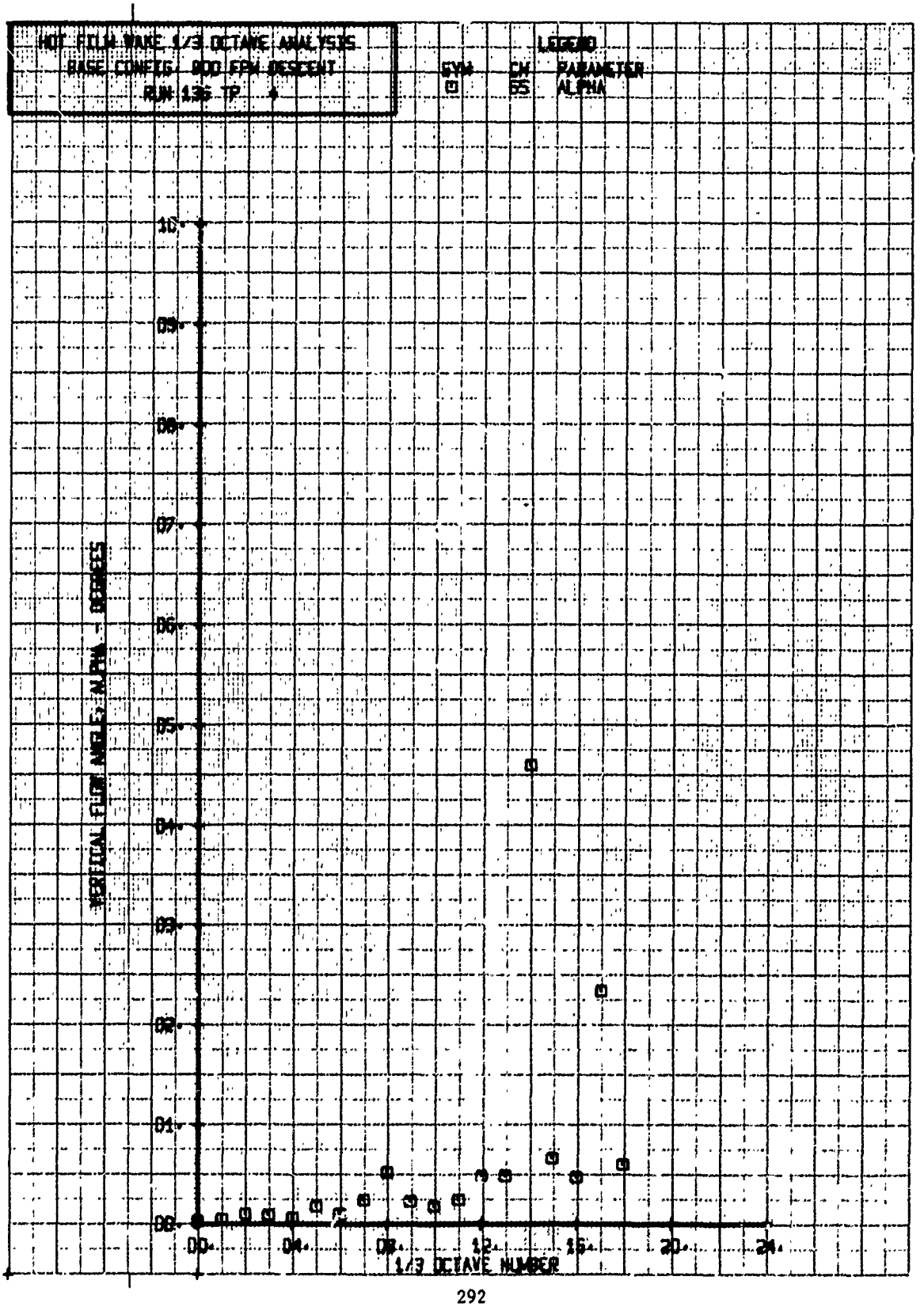
HOT FILM WAKE 1/3 OCTAVE ANALYSIS
BASE CONFIG. 800 FPM DESCENT
RUN 136 TP 4
LEGEND
SYM
CM
PARAMETER
65
ALPHA
10.
09.
08.
07.
06.
05.
04.
03.
02.
01.
00.
VERTICAL FLOW ANGLE, ALPHA - DEGREES
00.
04.
08.
12.
16.
20.
24.
1/3 OCTAVE NUMBER

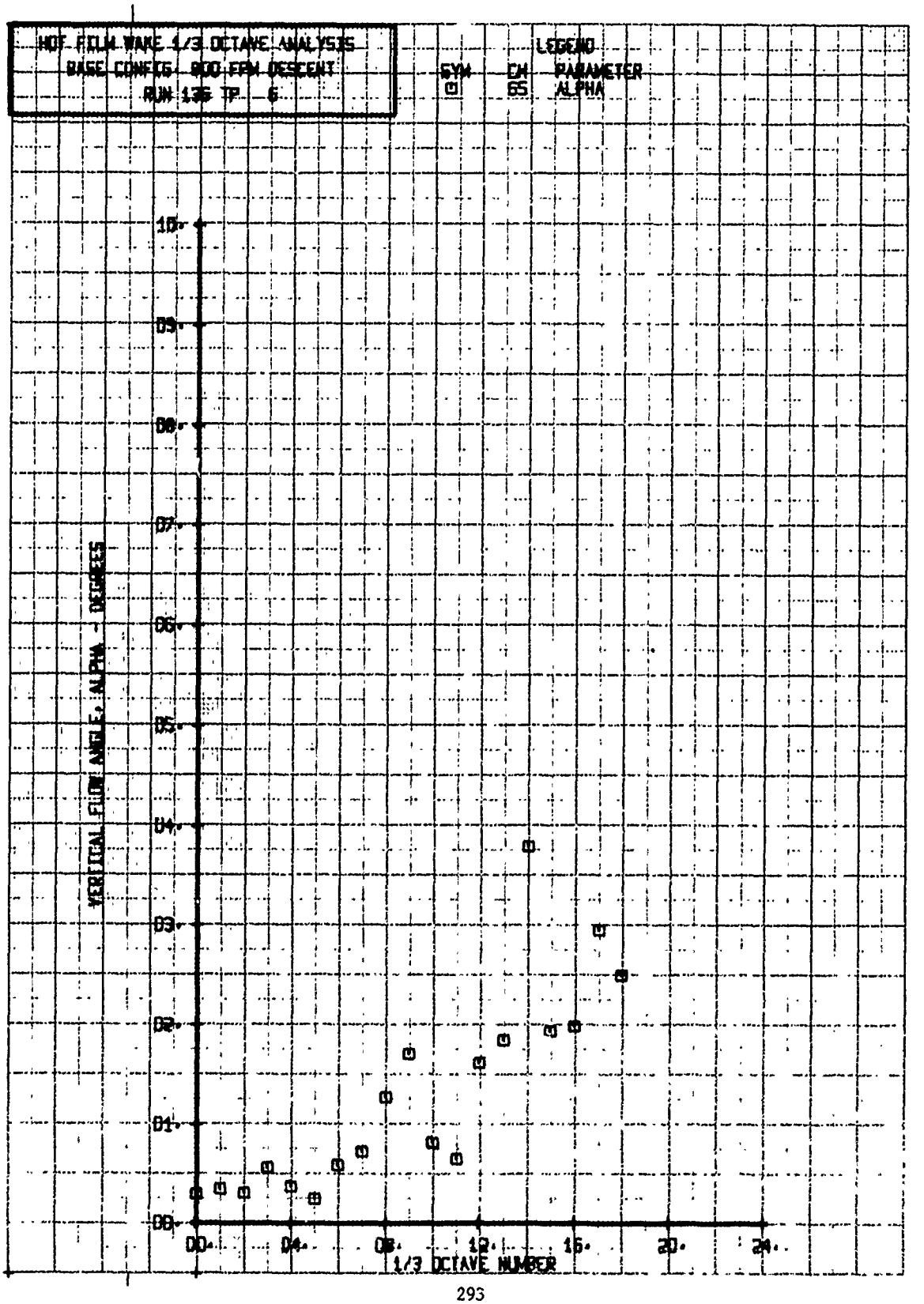
HOT FILM WAKE 1/3 OCTAVE ANALYSIS
BASE CONFIG. 900 FPM DESCENT
RUN 136 TP 6
LEGEND
SYM CM PARAMETER
65 ALPHA
VERTICAL FLOW ANGLE, ALPHA - DEGREES
10.
09.
08.
07.
06.
05.
04.
03.
02.
01.
00.
00. 04. 08. 12. 16. 20. 24.
1/3 OCTAVE NUMBER


HOT FILM WAKE 1/3 OCTAVE ANALYSIS
BASE CONFIG. 800 FPM DESCENT
RUN 136 TP 8
LEGEND
SYM CH PARAMETER
□ 65 ALPHA
VERTICAL FLOW ANGLE - ALPHA - DEGREES
1/3 OCTAVE NUMBER


HOT FILM WAKE 1/3 OCTAVE ANALYSIS
BASE CONFIG. 800 FPM DESCENT
RUN 136 TP 10
LEGEND
SYM CH PARAMETER
65 ALPHA
10.
09.
08.
07.
06.
05.
04.
03.
02.
01.
00.
VERTICAL FLOW ANGLE, ALPHA - DEGREES
00.
04.
08.
12.
16.
20.
24.
1/3 OCTAVE NUMBER

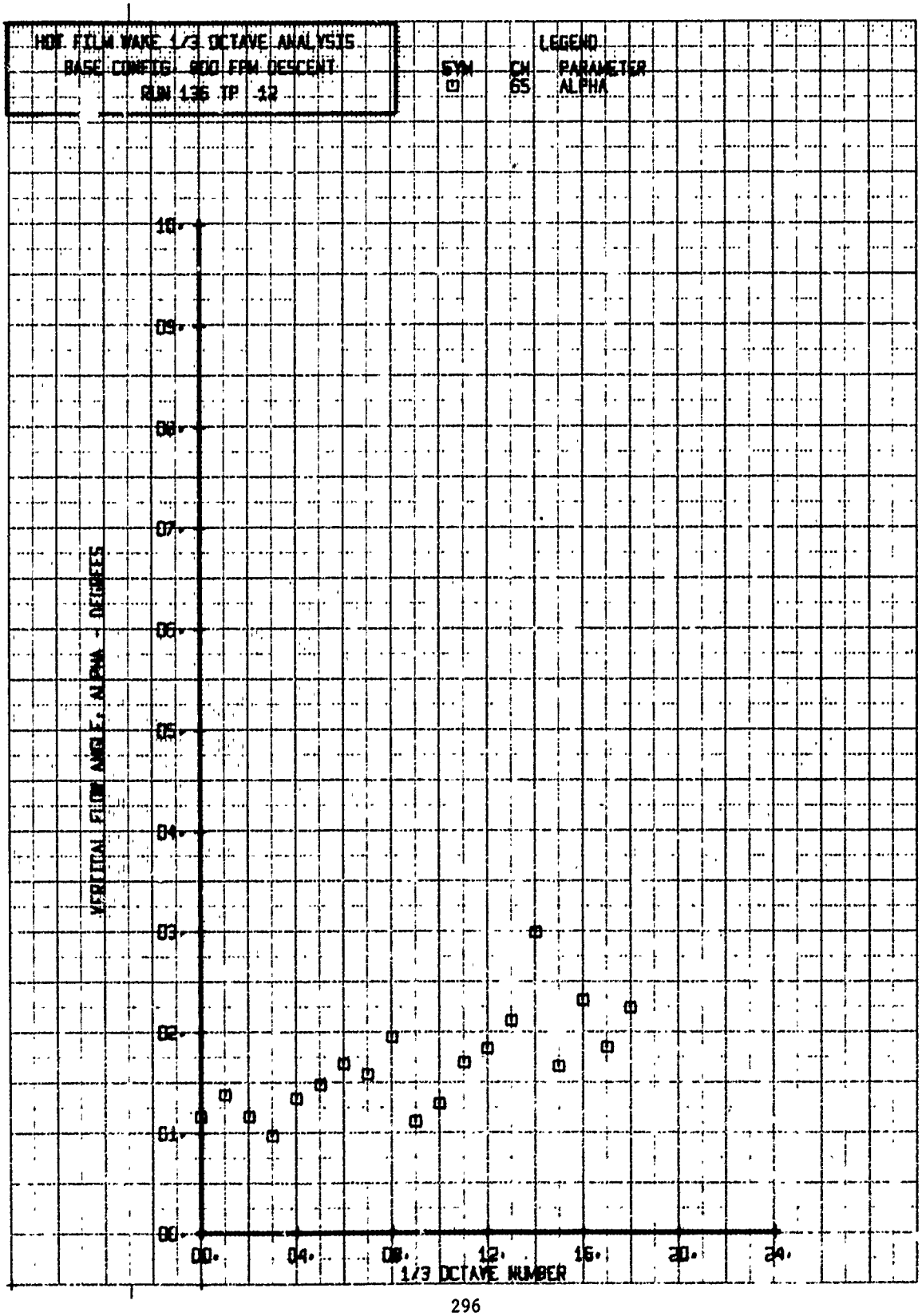
HOT FILM WAKE 1/3 OCTAVE ANALYSIS
BASE CONFIG 800 FPM DESCENT
RUN 136 TP 12
LEGEND
SYM CH PARAMETER
65 ALPHA
VERTICAL FLOW ANGLE, ALPHA - DEGREES
1/3 OCTAVE NUMBER
10.
09.
08.
07.
06.
05.
04.
03.
02.
01.
00.
04.
08.
12.
16.
20.
24.

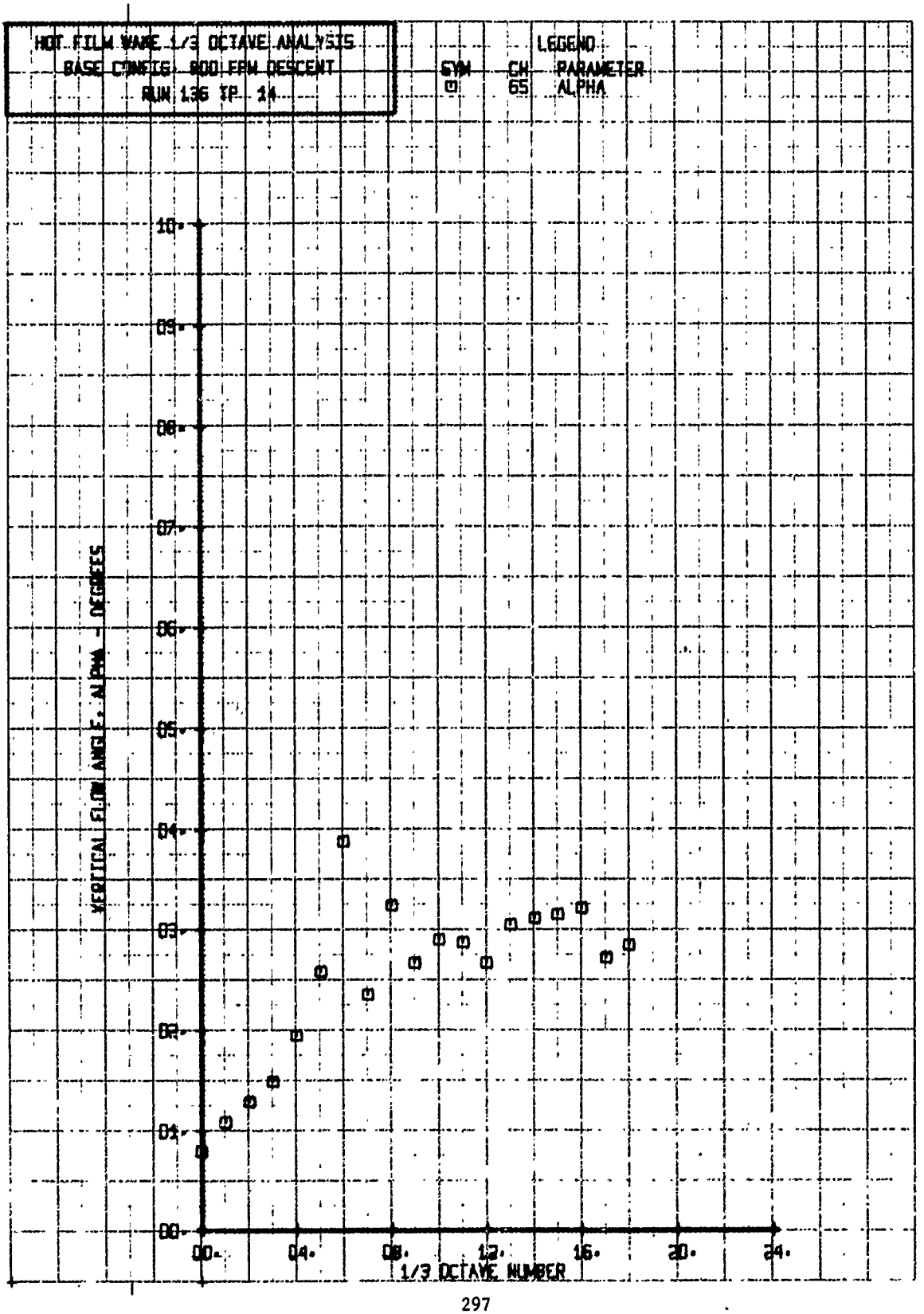
HOT FILM WAKE 1/3 OCTAVE ANALYSIS
BASE CONFIG 800 FPM DESCENT
RUN 136 TP 14
LEGEND
SYM CH PARAMETER
65 ALPHA
VERTICAL FLOW ANGLE, ALPHA - DEGREES
10.
09.
08.
07.
06.
05.
04.
03.
02.
01.
00.
00.
04.
08.
12.
16.
20.
24.
1/3 OCTAVE NUMBER

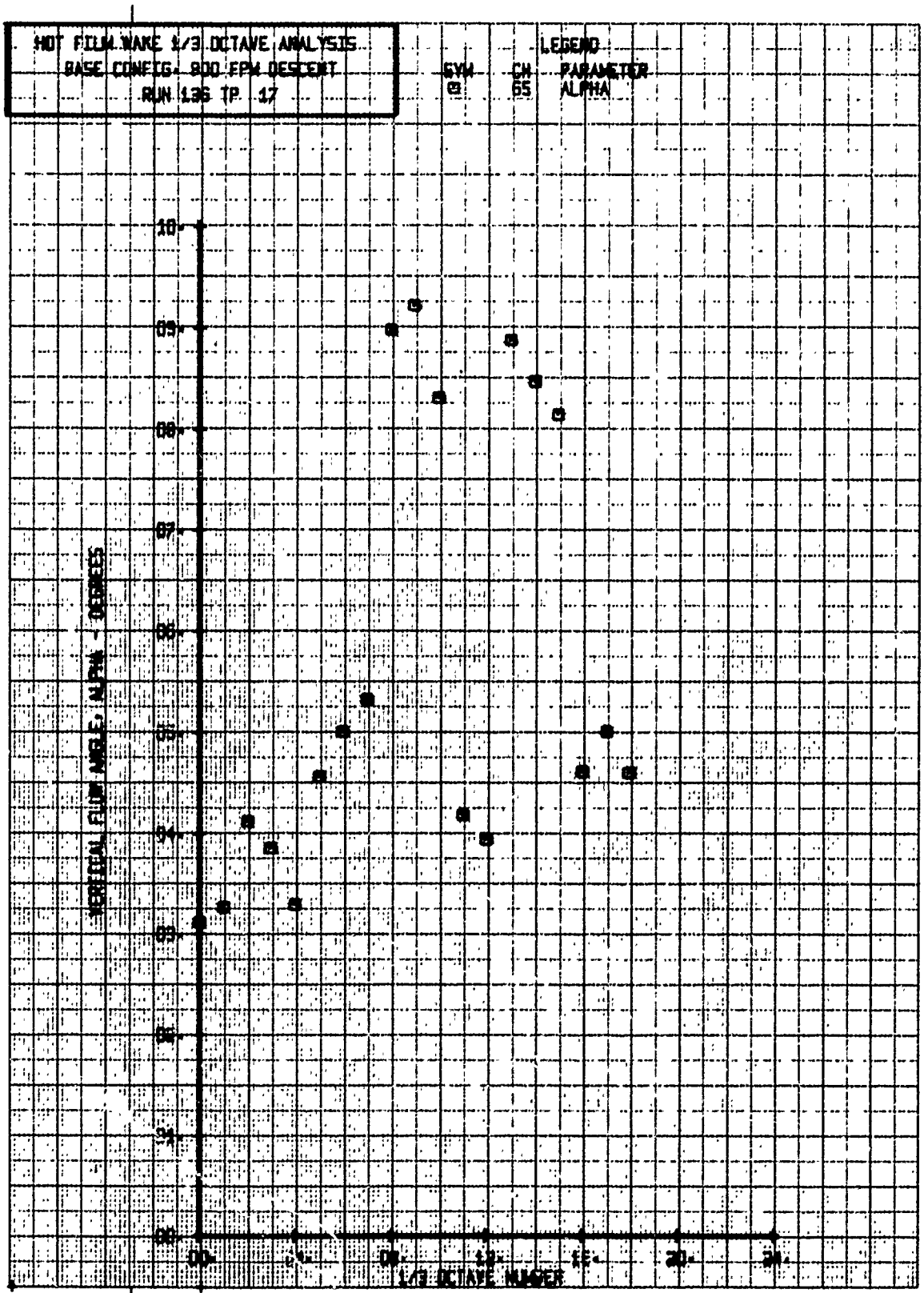
HOT FILM WAKE 1/3 OCTAVE ANALYSIS
BASE CONFIG. 800 FPM DESCENT
RUN 136 TP 17
LEGEND
GYM CH PARAMETER
65 ALPHA
10°
09°
08°
07°
06°
05°
04°
03°
02°
01°
00°
VERTICAL FLOW ANGLE, ALPHA - DEGREES
1/3 OCTAVE NUMBER


HOT FILM WAKE 1/3 OCTAVE ANALYSIS
BASF CONFIG. 800 FPM DESCENT
RUN 135 TP 18
LEGEND
SYM CH PARAMETER
65 ALPHA
VERTICAL FLOW ANGLE, ALPHA - DEGREES
1/3 OCTAVE NUMBER

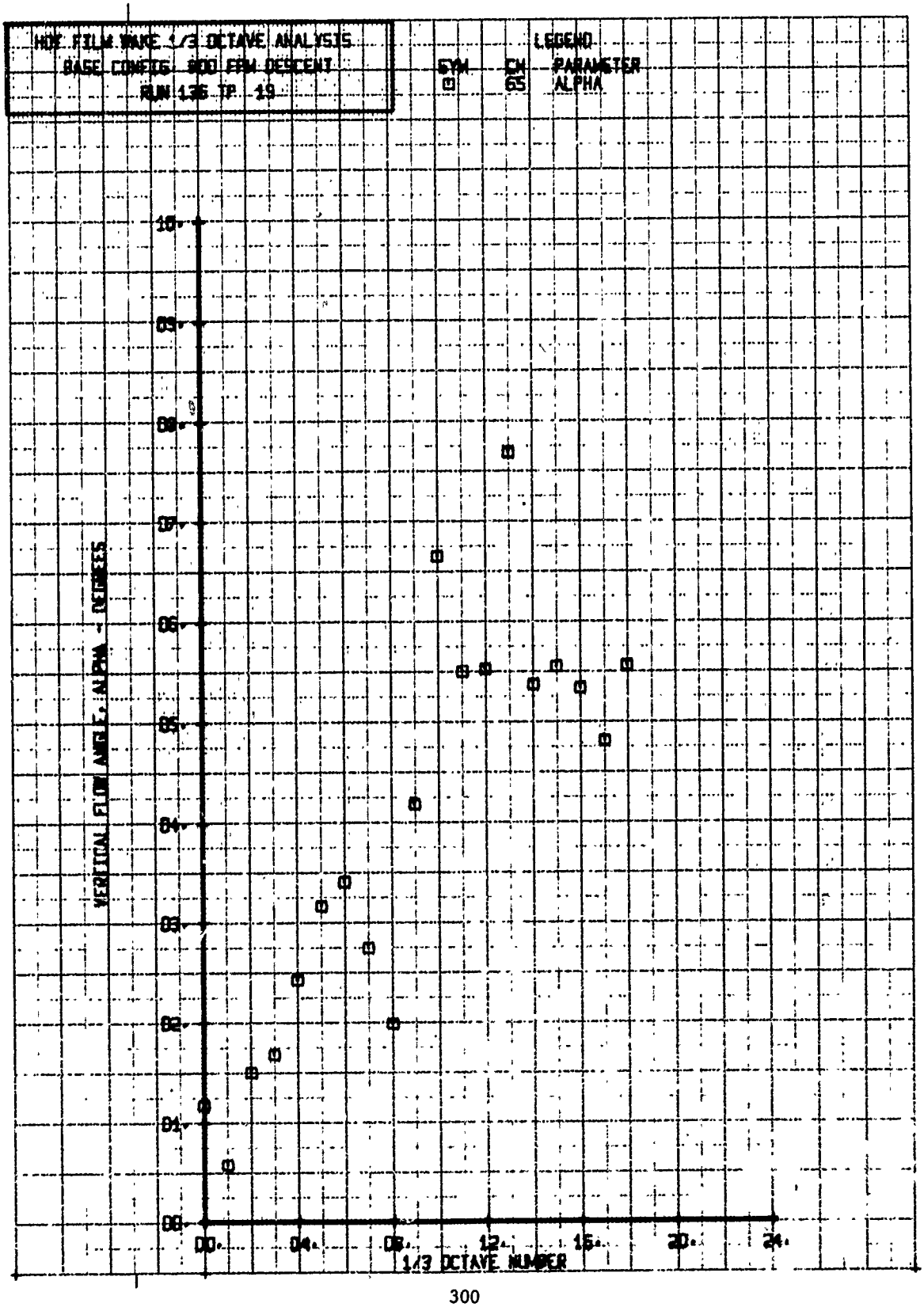
HOT FILM WAKE 1/3 OCTAVE ANALYSIS
BASE CONFIG. 800 FPM DESCENT
RUN 136 TP 19
LEGEND
SYM CH PARAMETER
65 ALPHA
VERTICAL FLOW ANGLE, ALPHA - DEGREES
10.
09.
08.
07.
06.
05.
04.
03.
02.
01.
00.
00. 04. 08. 12. 16. 20. 24.
1/3 OCTAVE NUMBER


HOT FILM WAKE 1/3 OCTAVE ANALYSIS
BASE CONFIG. 800 FPM DESCENT
RUN 136 TP 2
LEGEND
SYM CH PARAMETER
66 BETA
10.
09.
08.
07.
06.
05.
04.
03.
02.
01.
00.
LATERAL FLOW ANGLE, BETA - DEGREES
00.
04.
08.
12.
16.
20.
24.
1/3 OCTAVE NUMBER

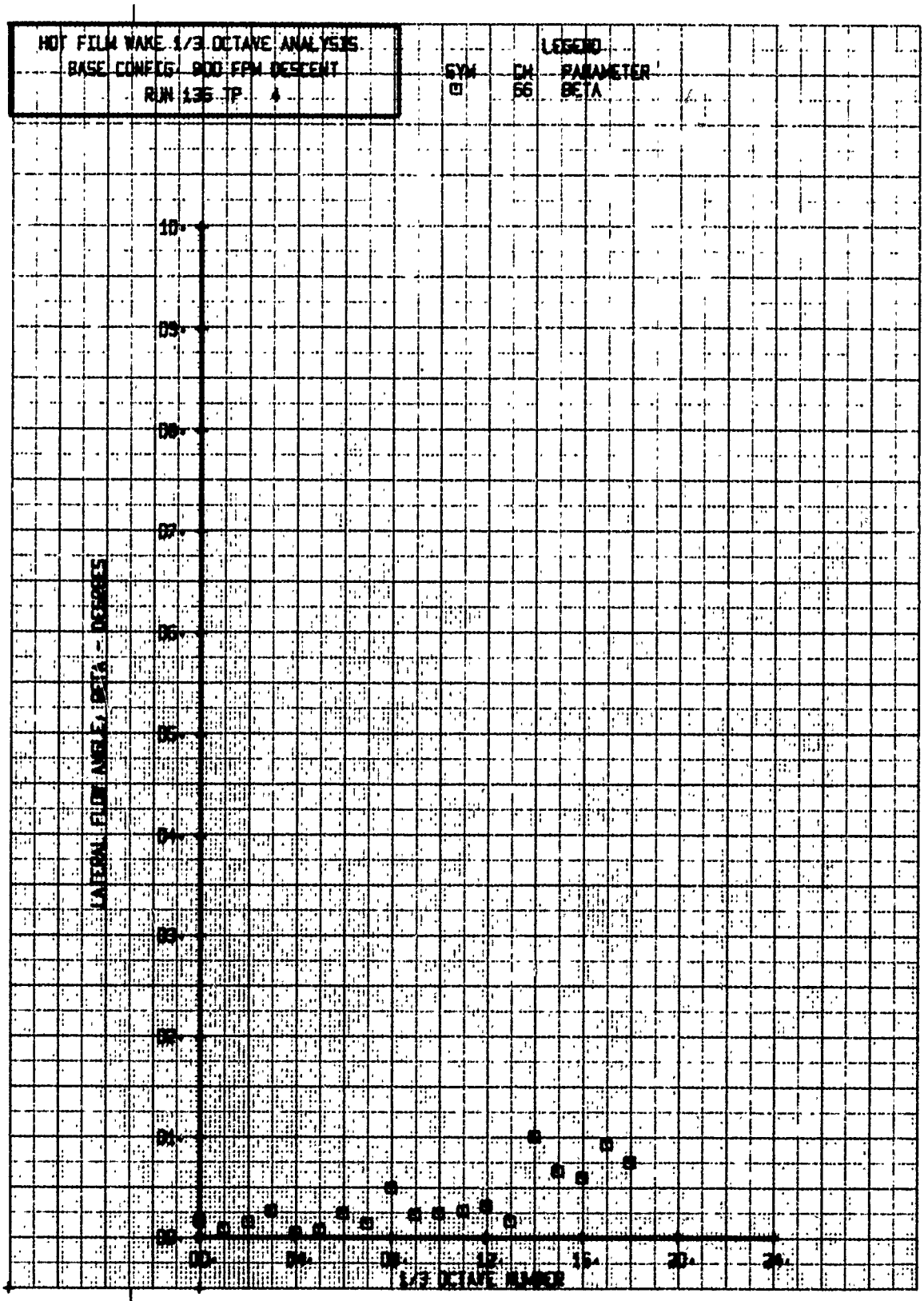
HOT FILM WAKE 1/3 OCTAVE ANALYSIS
BASE CONFIG. 900 FPM DESCENT
RUN 135 TP 4
LEGEND
SYM CH PARAMETER
66 BETA
10°
09°
08°
07°
06°
05°
04°
03°
02°
01°
00°
LATERAL FLOW ANGLE, BETA - DEGREES
00
04
08
12
16
20
24
1/3 OCTAVE NUMBER


HOT FILM WAKE 1/3 OCTAVE ANALYSIS
BASE CONFIG. 800 FPM DESCENT.
RUN 136 TP 6
LEGEND
SYM CH PARAMETER
66 BETA
LATERAL FLOW ANGLE, BETA - DEGREES
1/3 OCTAVE NUMBER

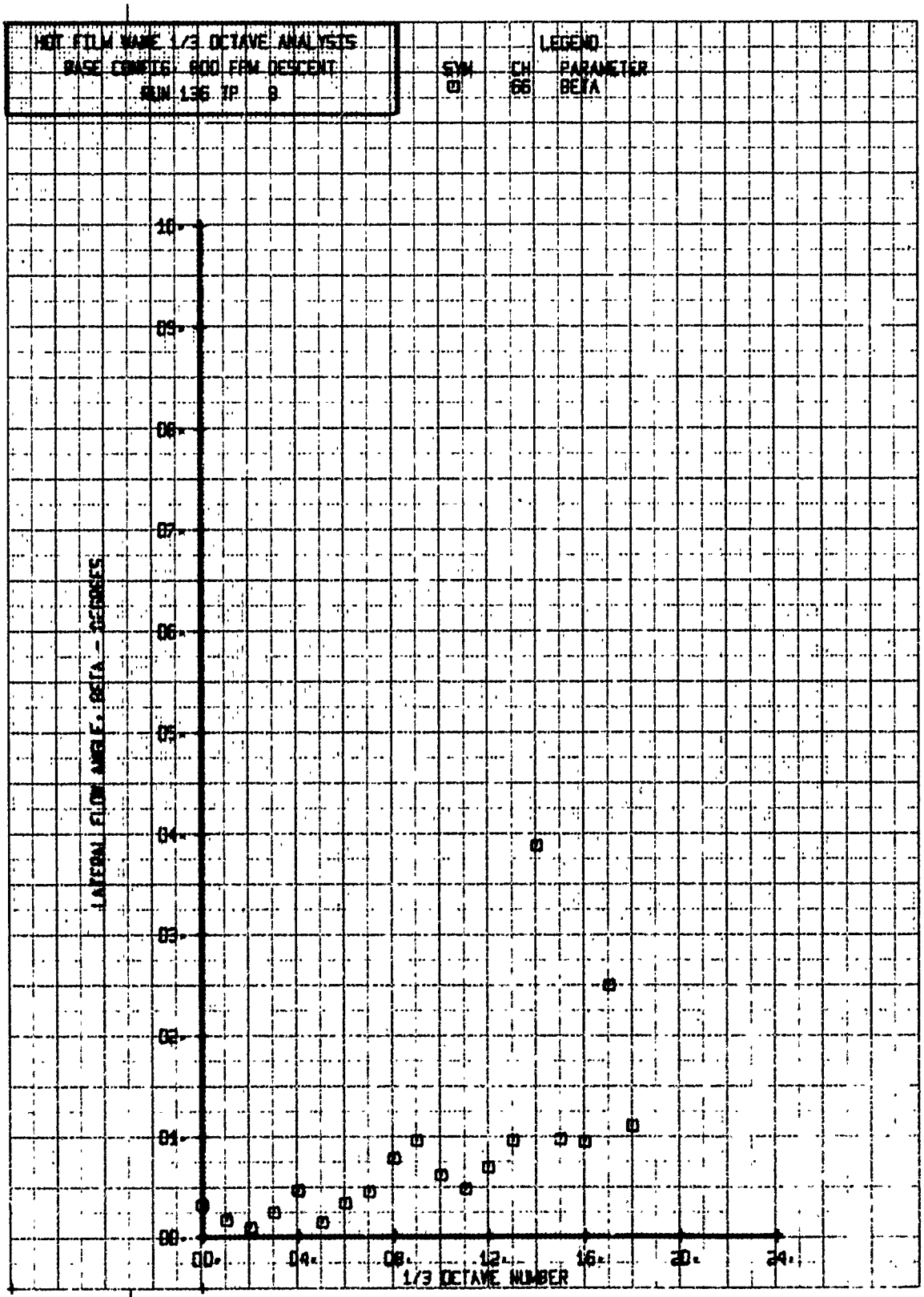
HOT FILM WAKE 1/3 OCTAVE ANALYSIS
BASE CONFIG 800 FPM DESCENT
RUN 136 TP 9
LEGEND
SYM CH PARAMETER
66 BETA
LATERAL FLOW ANGLE, BETA - DEGREES
10.
09.
08.
07.
06.
05.
04.
03.
02.
01.
00.
00.
04.
08.
12.
16.
20.
24.
1/3 OCTAVE NUMBER


HOT FILM WAKE 1/3 OCTAVE ANALYSIS
BASE CONFIG. 800 FPM DESCENT
RUN 136 TP 10
LEGEND
SYM CH PARAMETER
66 BETA
LATERAL FLOW ANGLE, BETA - DEGREES
1/3 OCTAVE NUMBER
10.
09.
08.
07.
06.
05.
04.
03.
02.
01.
00.
00.
04.
08.
12.
16.
20.
24.

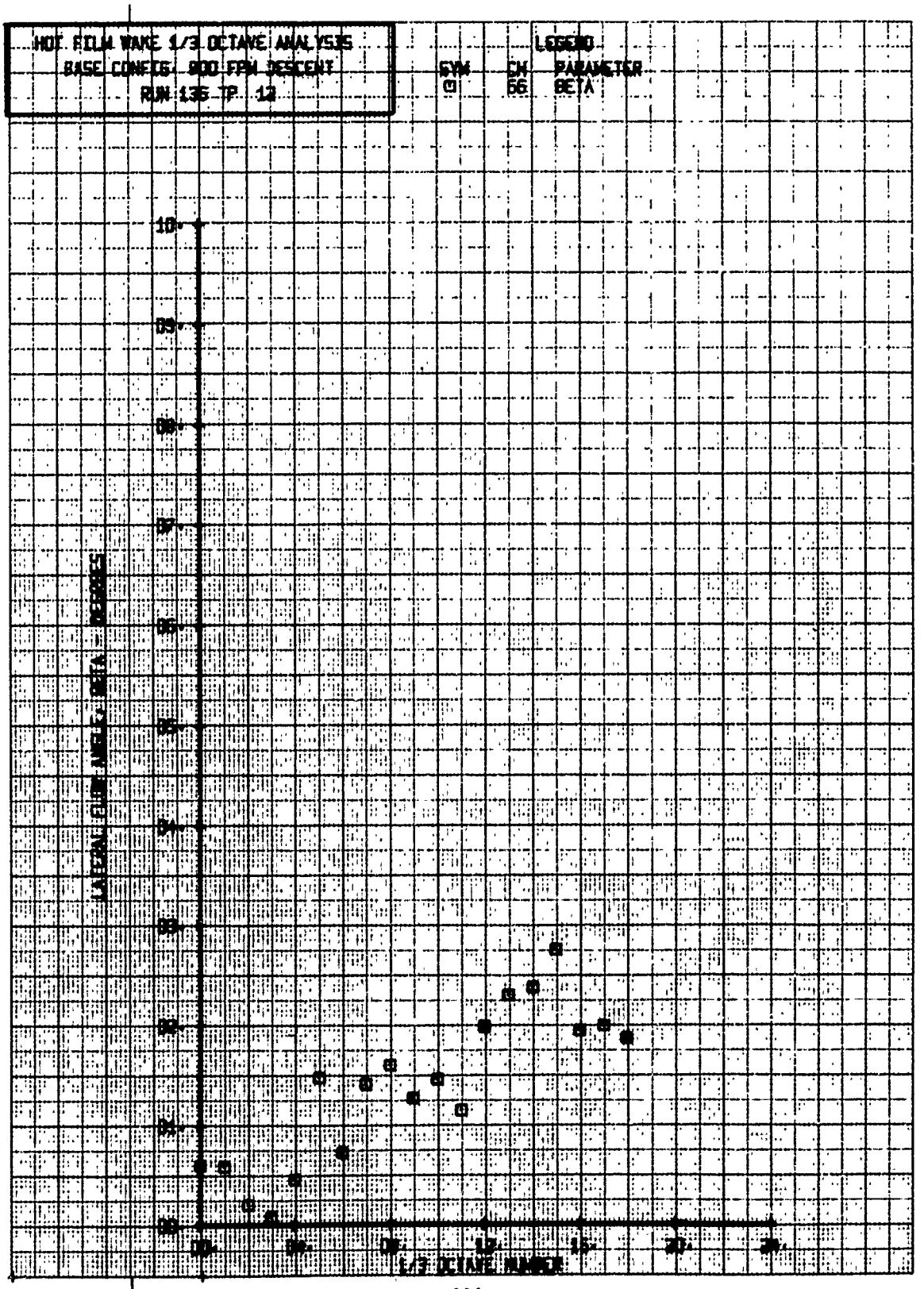
HOT FILM WAKE 1/3 OCTAVE ANALYSIS
BASE CONFIG, 900 FPM DESCENT
RUN 135 TP 12
LEGEND
SYM CM PARAMETER
66 BETA
10°
09°
08°
07°
06°
05°
04°
03°
02°
01°
00°
LATERAL FLOW ANGLE, BETA - DEGREES
1/3 OCTAVE NUMBER

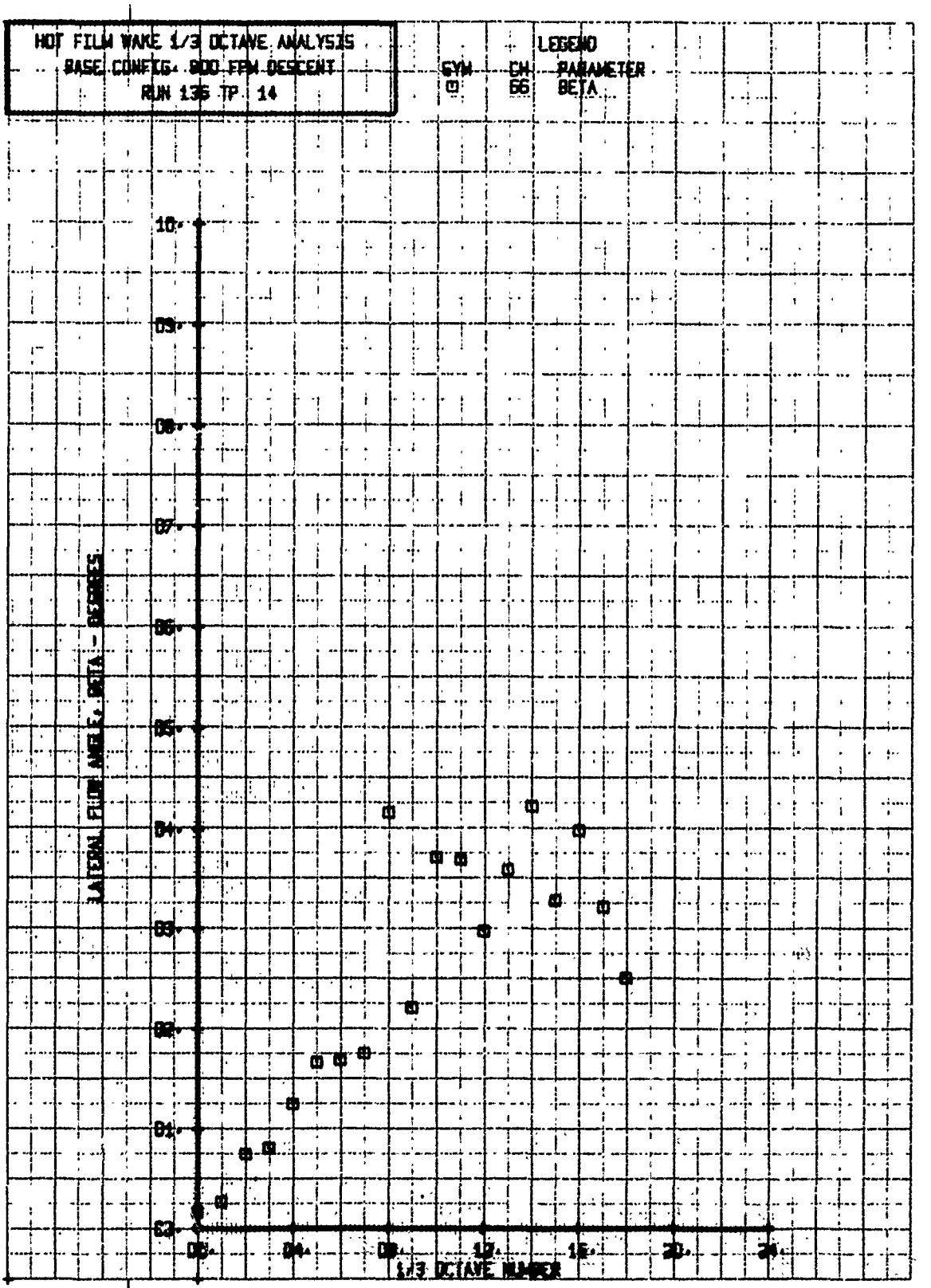
HOT FILM WAKE 1/3 OCTAVE ANALYSIS
BASE CONFIG. 800 FPM DESCENT
RUN 136 TP 14
SYM
CH 66
LEGEND
PARAMETER
BETA
10.
09.
08.
07.
06.
05.
04.
03.
02.
01.
00.
LATERAL FLOW ANGLE, BETA - DEGREES
1/3 OCTAVE NUMBER


HOT FILM WAKE 1/3 OCTAVE ANALYSIS
BASE CONFIG. 800 FPM DESCENT
RUN 136 TP 17
LEGEND
SYM CH PARAMETER
BETA
10.
09.
08.
07.
06.
05.
04.
03.
02.
01.
00.
LATERAL FLOW ANGLE, BETA - DEGREES
00.
04.
08.
12.
16.
20.
24.
1/3 OCTAVE NUMBER


HOT FILM WAKE 1/3 OCTAVE ANALYSIS
BASE CONFIG. 800 FRM DESCENT
RUN 135 TP 18
LEGEND
SYM CH PARAMETER
66 BETA
LATERAL FLOW ANGLE, BETA - DEGREES
1/3 OCTAVE NUMBER
00
01
02
03
04
05
06
07
08
09
10
00
04
08
12
16
20
24


HOT FILM WAKE 1/3 OCTAVE ANALYSIS
BASE CONFIG: 800 FPM DESCENT
RUN 136 TP 19
LEGEND
SYM CH PARAMETER
66 BETA
LATERAL FLOW ANGLE, BETA - DEGREES
1/3 OCTAVE NUMBER

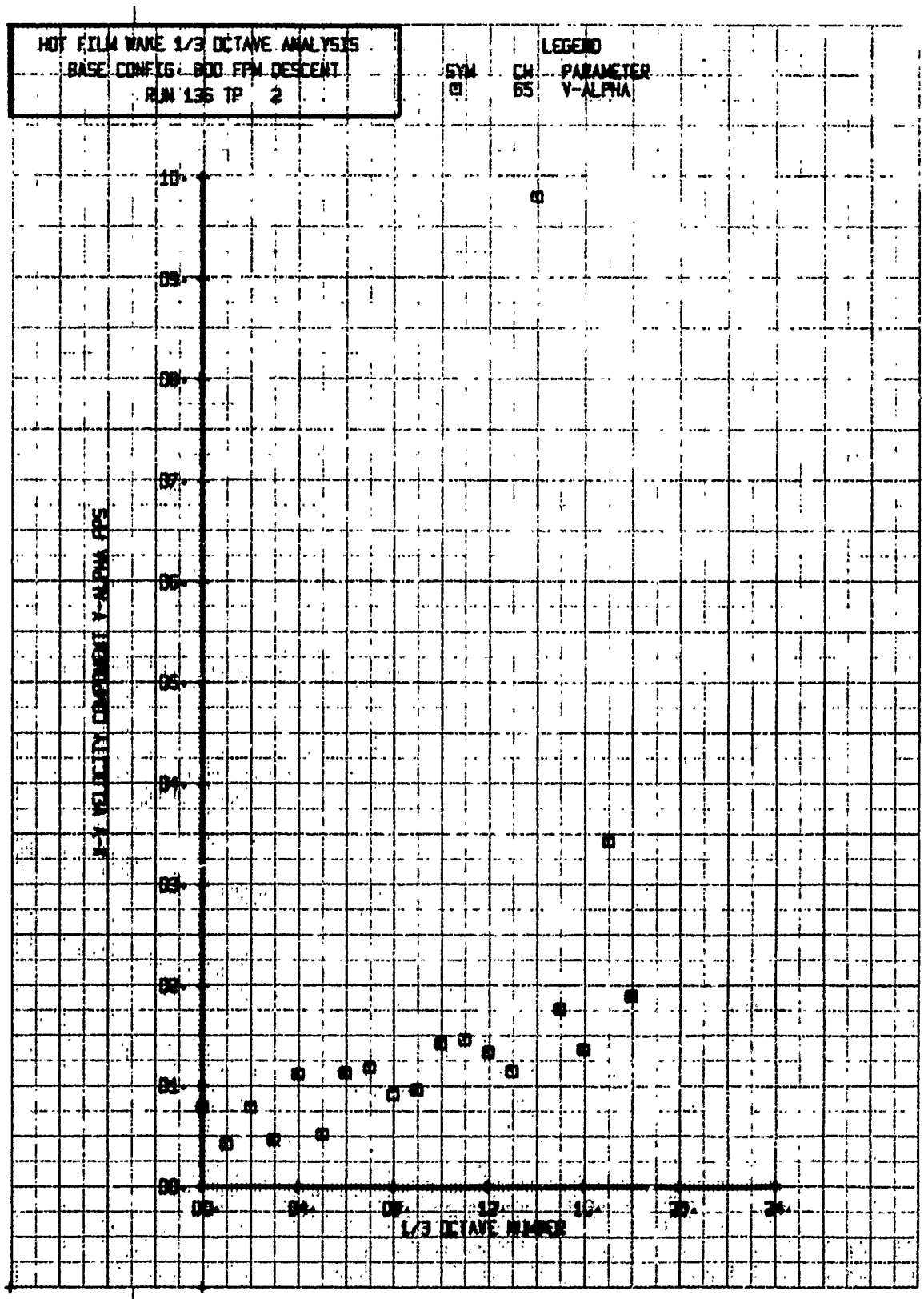
HOT FILM WAKE 1/3 OCTAVE ANALYSIS
BASE CONFIG. 800 FPM DESCENT
RUN 136 TP 2
LEGEND
SYM CH PARAMETER
65 V-ALPHA
10.
09.
08.
07.
06.
05.
04.
03.
02.
01.
00.
04.
08.
12.
16.
20.
24.
1/3 OCTAVE NUMBER

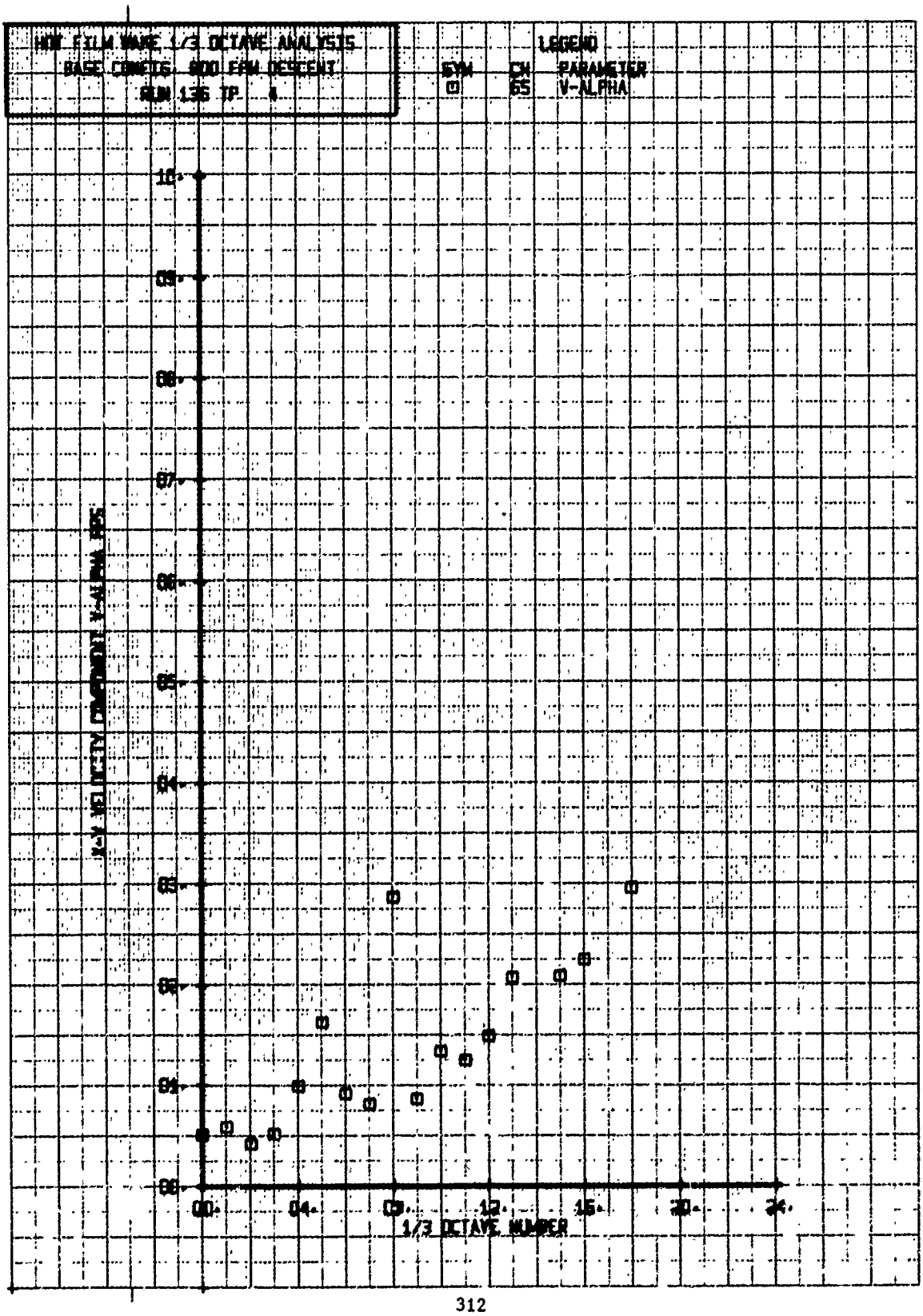
HOT FILM WAKE 1/3 OCTAVE ANALYSIS
BASE CONDITS. 800 FPM DESCENT
RUN 136 TP 4
LEGEND
SYM CH PARAMETER
65 V-ALPHA
10
09
08
07
06
05
04
03
02
01
00
00
04
08
12
16
20
24
1/3 OCTAVE NUMBER

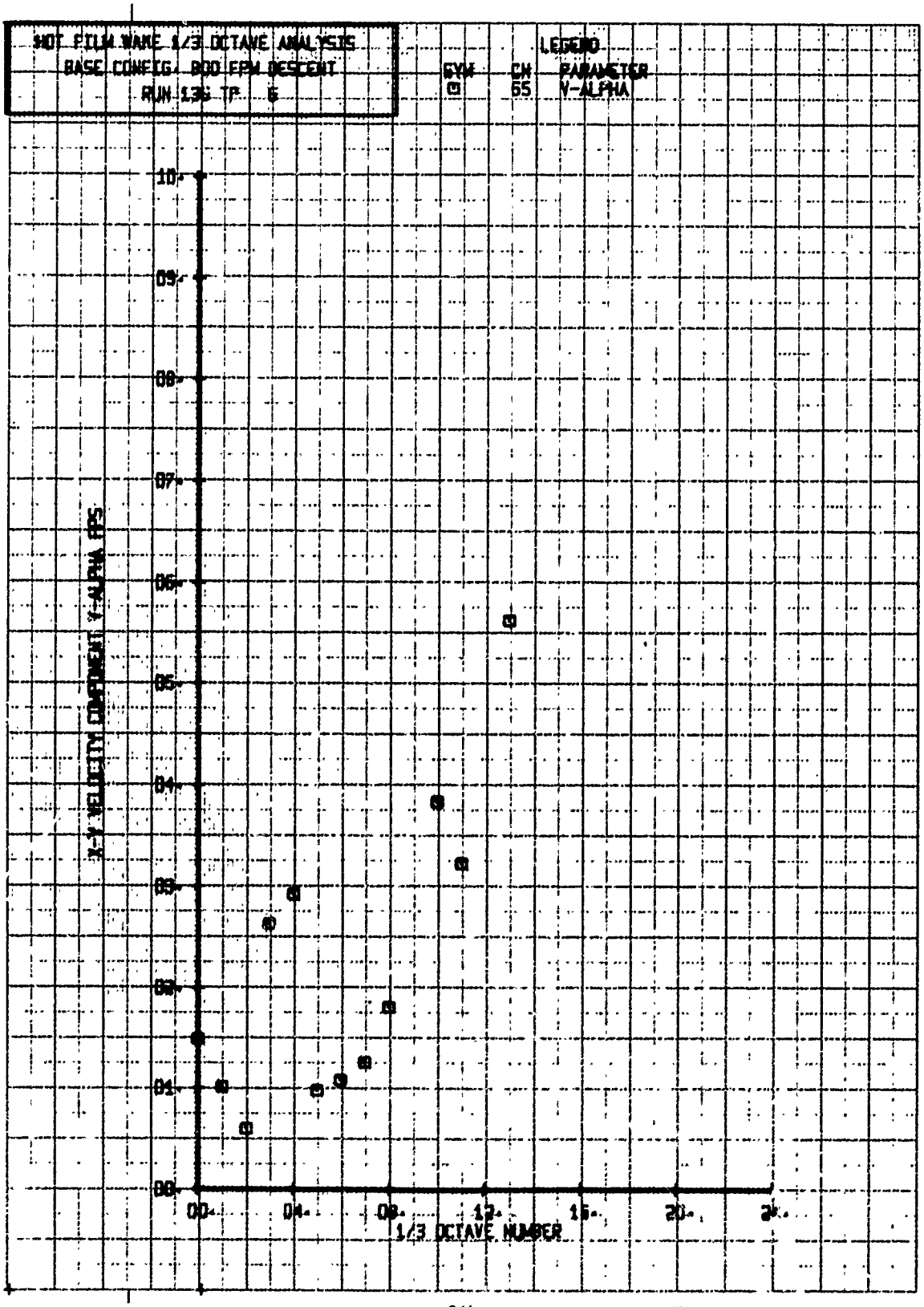
HOT FILM WAKE 1/3 OCTAVE ANALYSIS
BASE CONFIG. 800 FPM DESCENT
RUN 136 TP 6
LEGEND
SYM CH PARAMETER
65 V-ALPHA
X-Y VELOCITY COMPONENT V-ALPHA FPS
1/3 OCTAVE NUMBER


HOT FILM WAKE 1/3 OCTAVE ANALYSIS
BASE CONFIG. 800 FRM DESCENT
RUN 135 TP 8
LEGEND
SYM CH PARAMETER
⊡ 65 Y-ALPHA
10.
09.
08.
07.
02.
05.
04.
03.
02.
01.
00.
00.
04.
08.
10.
16.
20.
24.
1/3 OCTAVE


HOT FILM WAKE 1/3 OCTAVE ANALYSIS
BASE CONFIG. 800 FPM DESCENT
RUN 136 TP 10
LEGEND
SYM CN PARAMETER
65 V-ALPHA
10
09
08
07
06
05
04
03
02
01
00
00
04
08
12
16
20
24
1/3 OCTAVE NUMBER


HOT FILM WAKE 1/3 OCTAVE ANALYSIS
BASE CORRTG. ROD FRM DESCENT
RUN 136 TP 12
LEGEND
SYM CH PARAMETER
65 V-ALPHA
10.
09.
08.
07.
06.
05.
04.
03.
02.
01.
00.
00.
04.
08.
12.
16.
20.
24.
1/3 OCTAVE NUMBER

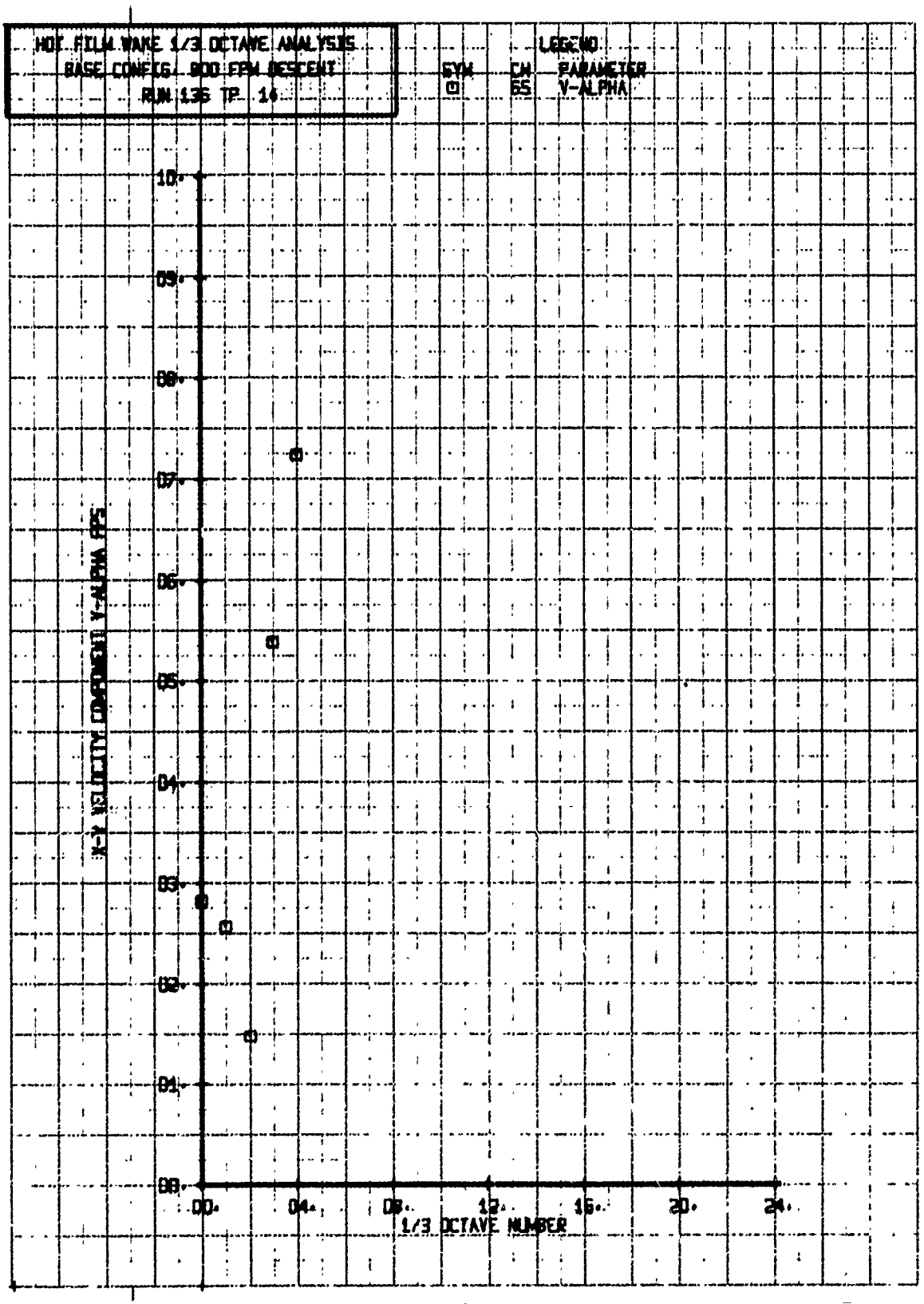
HOT FILM WAKE 1/3 OCTAVE ANALYSIS
BASE CONFIG. 800 FPM DESCENT
RUN 135 TP 14
LEGEND
SYM CH PARAMETER
65 V-ALPHA
10.
09.
08.
07.
06.
05.
04.
03.
02.
01.
00.
00. 04. 08. 12. 16. 20. 24.
1/3 OCTAVE NUMBER
V-VELOCITY COMPONENT V-ALPHA FPS


HOT FILM WAKE 1/3 OCTAVE ANALYSIS
BASE CONFIG 800 FPM DESCENT
RUN 136 TP 17
LEGEND
SYM CH PARAMETER
65 V-ALPHA
10.
09.
08.
07.
06.
05.
04.
03.
02.
01.
00.
04.
08.
12.
16.
20.
24.
1/3 OCTAVE NUMBER


HOT FILM WAKE 1/3 OCTAVE ANALYSIS
BASE CONFIG. 800 FPM DESCENT
RUN 136 TP 18
LEGEND
SYM CH PARAMETER
65 V-ALPHA
10.
09.
08.
07.
06.
05.
04.
03.
02.
01.
00.
00. 04. 08. 12. 16. 20. 24.
1/3 OCTAVE NUMBER


HOT FILM WAKE 1/3 OCTAVE ANALYSIS
RAKE CENTER, MOD FRM DERCENT
RUN 136 TP 19
LEGEND
SYM PARAMETER
CN
65 V-ALPHA
10.
09.
08.
07.
06.
05.
04.
03.
02.
01.
00.
00. 04. 08. 12. 16. 20. 24.
1/3 OCTAVE NUMBER


HOT STOL WAKE 1/3 OCTAVE ANALYSIS
BASE CONFIG- 800 FPM DESCENT
RUN 136 TP 2
LEGEND
SYM CH PARAMETER
6 06 V-BETA
10
09
08
07
06
05
04
03
02
01
00
X-Z VELOCITY COMPONENT V-BETA FPS
00
04
08
12
16
20
24
1/3 OCTAVE NUMBER


HOT FILM WAKE 1/3 OCTAVE ANALYSIS
BASE CONFIG. 800 FPM DESCENT
RUN 136 TP 4
LEGEND
SYM CH PARAMETER
66 Y-BETA
1/3 OCTAVE NUMBER


HOT FILM WAKE 1/3 OCTAVE ANALYSIS
BASE CONFIG. 800 FPM DESCENT
RUN 136 TP 6
LEGEND
SYM CH PARAMETER
66 V-BETA
X-Y VELOCITY COMPONENT V-BETA FPS
1/3 OCTAVE NUMBER


HOT FILM WAKE 1/3 OCTAVE ANALYSIS
BASE CONFIG, 800 FPM DESCENT
RUN 135 TP 8
LEGEND
SYM CH PARAMETER
8 66 V-BETA
X-Z VELOCITY COMPONENT V-BETA FPS
1/3 OCTAVE NUMBER

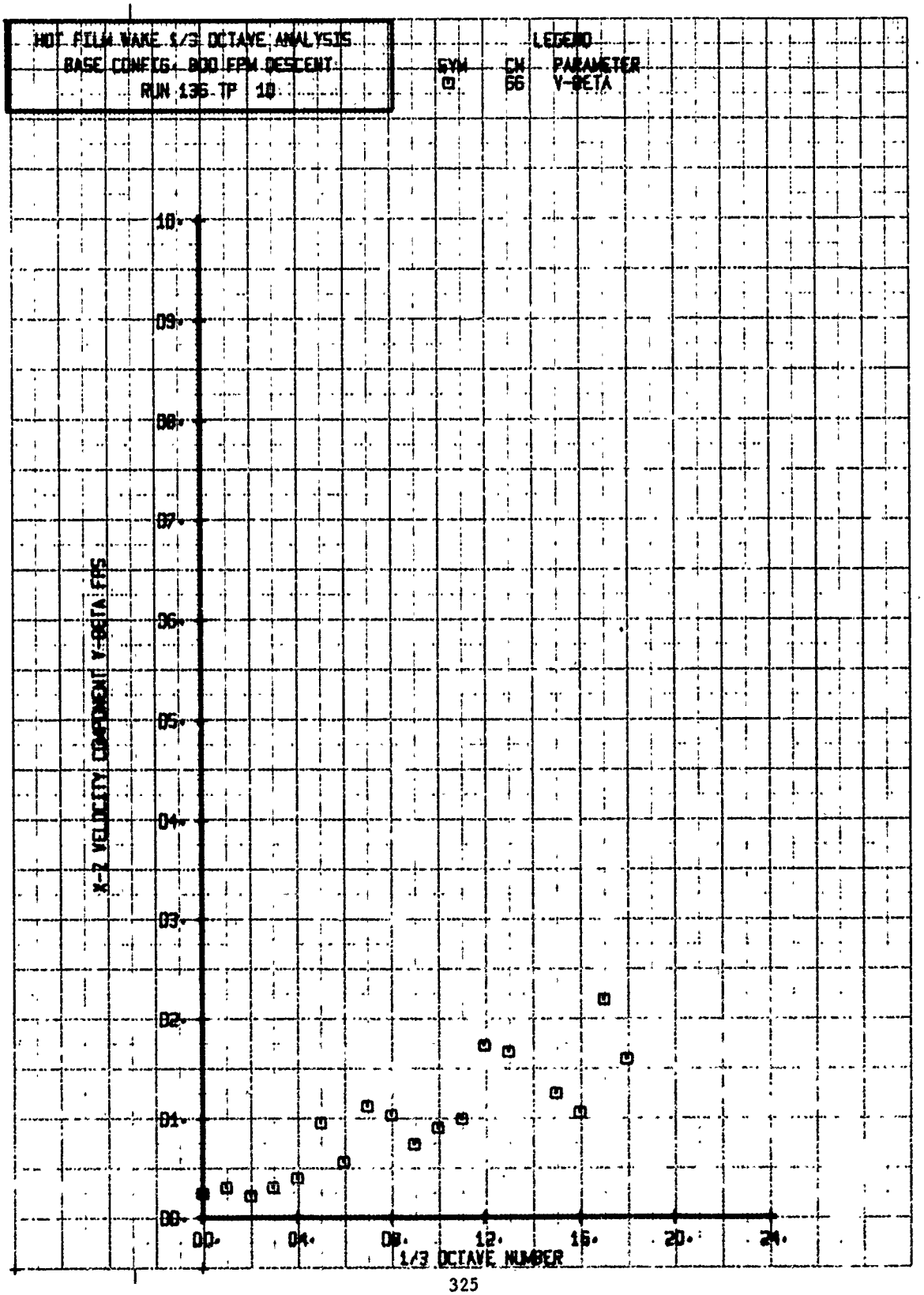
HOT FILM WAKE 1/3 OCTAVE ANALYSIS
BASE CONFIG. 800 FPM DESCENT
RUN 136 TP 10
LEGEND
GYM CM PARAMETER
66 V-BETA
X-2 VELOCITY COMPONENT V-BETA FPS
1/3 OCTAVE NUMBER
10.
09.
08.
07.
06.
05.
04.
03.
02.
01.
00.
00.
04.
08.
12.
16.
20.
24.

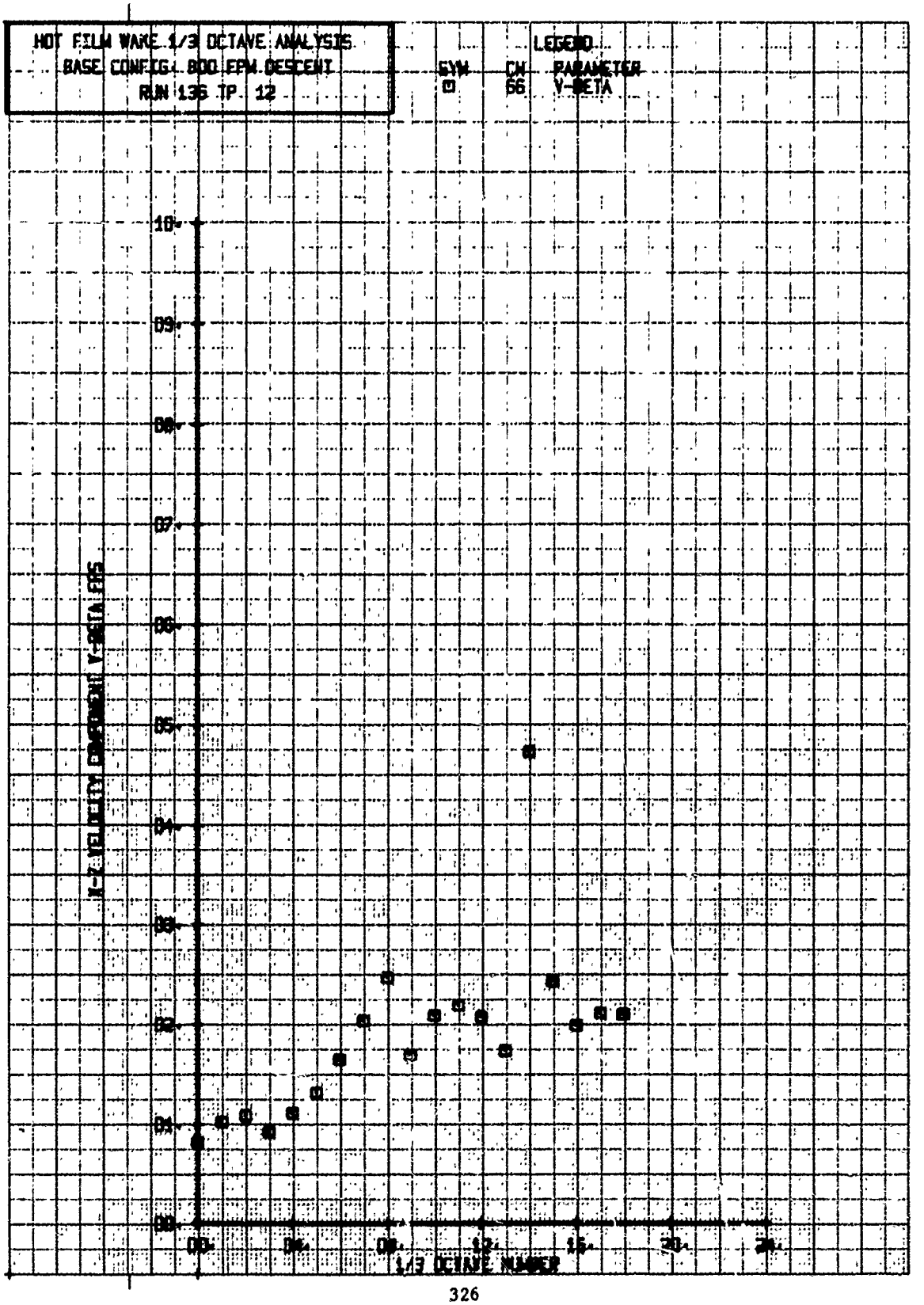
HOT FILM WAKE 1/3 OCTAVE ANALYSIS
BASE CONFIG, 800 FPM DESCENT
RUN 136 TP 12
LEGEND
SYM CH PARAMETER
66 V-BETA
10.
09.
08.
07.
06.
05.
04.
03.
02.
01.
00.
00. 04. 08. 12. 16. 20. 24.
1/3 OCTAVE NUMBER

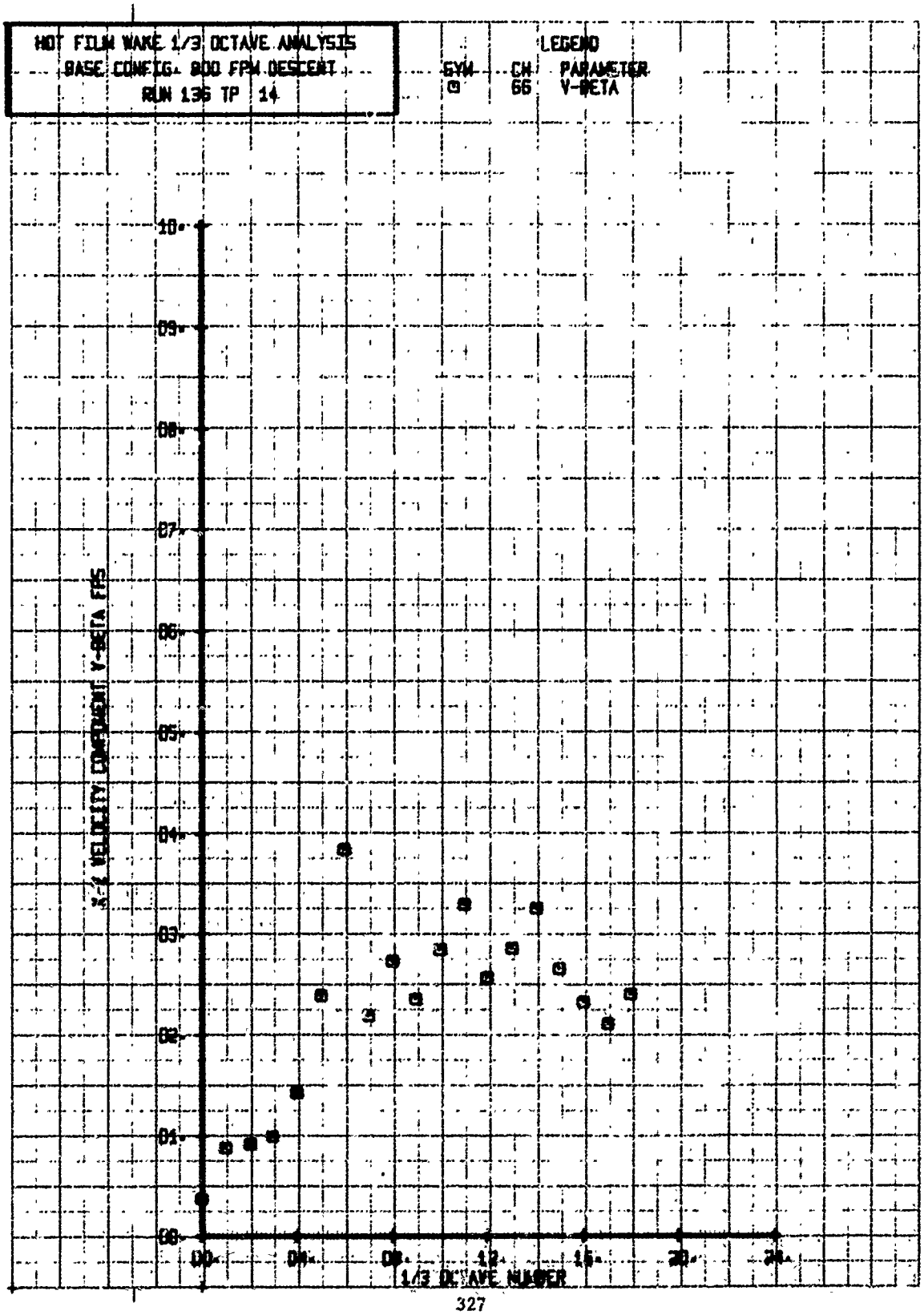
HOT FILM WAKE 1/3 OCTAVE ANALYSIS
BASE CONFIG. 800 FPM DESCENT
RUN 136 TP 14
LEGEND
GYM CH PARAMETER
⊡ 66 V-BETA
10.
09.
08.
07.
06.
05.
04.
03.
02.
01.
00.
V-Z VELOCITY COMPONENT V-BETA FPS
00. 04. 08. 12. 16. 20. 24.
1/3 OCTAVE NUMBER


HOT FILM WAKE 1/3 OCTAVE ANALYSIS
BASE CONFIG. 800 FPM DESIGN
RUN 136 TP 17
LEGEND
SYM CH PARAMETER
66 V-BETA
X-Z VELOCITY COMPONENT V-BETA FTS
1/3 OCTAVE NUMBER
00.
04.
08.
12.
16.
20.
24.
10.
09.
08.
07.
06.
05.
04.
03.
02.
01.
00.

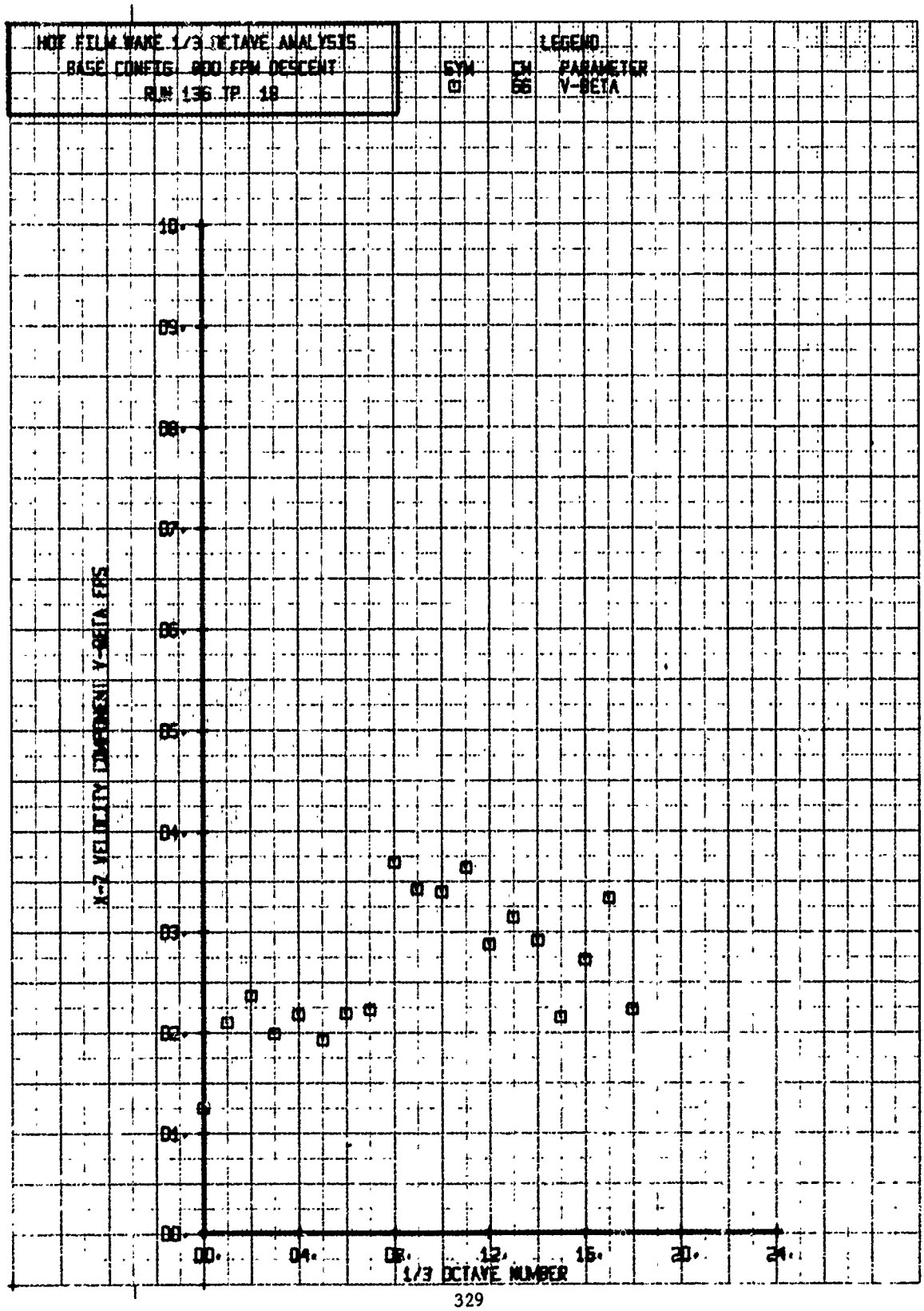
HOT FILM WAKE 1/3 OCTAVE ANALYSIS
BASE CONFIG. 800 FPM DESCENT
RUN 136 TP 18
LEGEND
SYM CH PARAMETER
66 V-BETA
X-Z VELOCITY COMPONENT V-BETA FPS
1/3 OCTAVE NUMBER

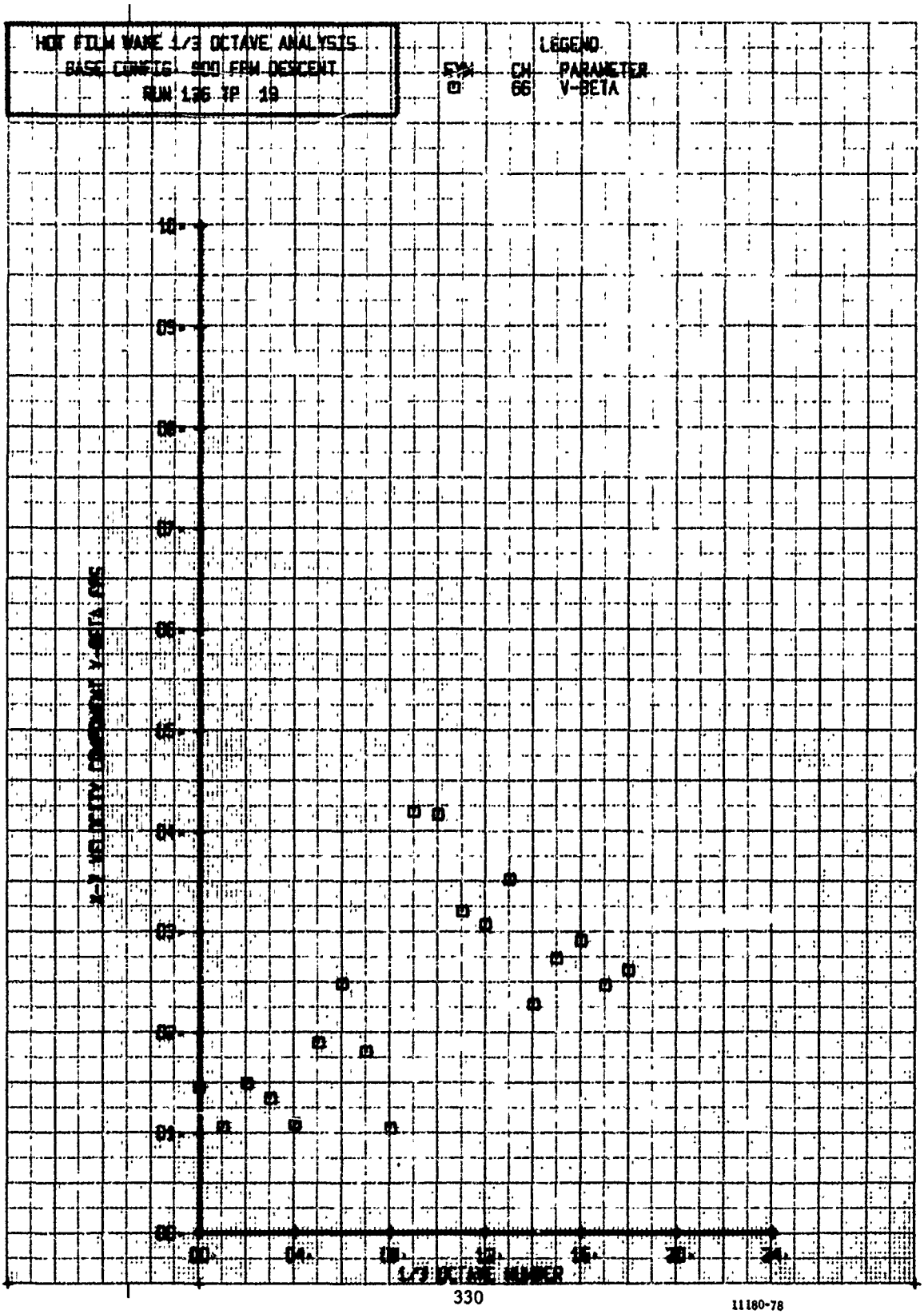
HOT FILM WAKE 1/3 OCTAVE ANALYSIS
BASE CONFIG 500 FPM DESCENT
RUN 136 TP 19
LEGEND
SYM CH PARAMETER
66 V-BETA
1.0
.9
.8
.7
.6
.5
.4
.3
.2
.1
.0
.0
.4
1.0
1.2
1.6
2.0
2.4
1/3 OCTAVE NUMBER

11180-78