

AD-A053 837

NAVAL POSTGRADUATE SCHOOL MONTEREY CALIF  
A BRIEF SURVEY OF ADAPTIVE CONTROL SYSTEMS. (U)

F/G 14/2

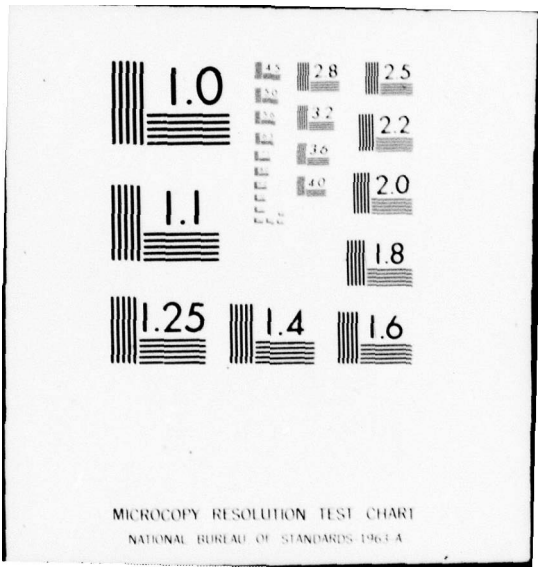
UNCLASSIFIED

MAR 78 D A STENTZ  
NPS62-78-003

NL

1 OF 1  
AD  
A053837





MICROCOPY RESOLUTION TEST CHART  
NATIONAL BUREAU OF STANDARDS 1963 A

NPS62-78-003

2  
act

# NAVAL POSTGRADUATE SCHOOL

## Monterey, California

AD A 053837



A BRIEF SURVEY OF ADAPTIVE CONTROL SYSTEMS

Donald A. Stentz

March 1978

Final Report for Period May 1977 - March 1978

Approved for public release; distribution unlimited

Prepared for:  
Research and Engineering Department  
Naval Torpedo Station  
Keyport, Washington 98345

NAVAL POSTGRADUATE SCHOOL  
Monterey, California 93940


Rear Admiral T. F. Dedman  
Superintendent

Jack R. Borsting  
Provost

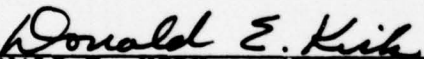
The work reported herein was supported by funds provided  
by the Naval Torpedo Station, Keyport, Washington.

Reproduction of all or part of this report is authorized.


This report was prepared by:

  
DONALD A. STENTZ  
Associate Professor of  
Electrical Engineering

Reviewed by:

  
DONALD E. KIRK  
Chairman, Electrical  
Engineering Department

Released by:

  
WILLIAM A. TOLLES  
Acting Dean of Research

UNCLASSIFIED

SECURITY CLASSIFICATION OF THIS PAGE (When Data Entered)

REPORT DOCUMENTATION PAGE		READ INSTRUCTIONS BEFORE COMPLETING FORM
1. REPORT NUMBER NPS 62-78-448	2. GOVT ACCESSION NO.	3. RECIPIENT'S CATALOG NUMBER
4. TITLE (and Subtitle) A BRIEF SURVEY OF ADAPTIVE CONTROL SYSTEMS	5. TYPE OF REPORT & PERIOD COVERED Final Rept. May 77 - Mar 78	6. PERFORMING ORG. REPORT NUMBER
7. AUTHOR(s) Donald A./Stentz	8. CONTRACT OR GRANT NUMBER(s)	
9. PERFORMING ORGANIZATION NAME AND ADDRESS Naval Postgraduate School Monterey, California 93940	10. PROGRAM ELEMENT, PROJECT, TASK AREA & WORK UNIT NUMBERS N0025378WR00002	
11. CONTROLLING OFFICE NAME AND ADDRESS Research Projects Division Research and Engineering Department Naval Torpedo Station, Keyport, WA 98345	12. REPORT DATE Mar 78	13. NUMBER OF PAGES 1730 P.
14. MONITORING AGENCY NAME & ADDRESS (if different from Controlling Office)	14. SECURITY CLASS. (of this report) Unclassified	15a. DECLASSIFICATION/DOWNGRADING SCHEDULE
16. DISTRIBUTION STATEMENT (of this Report) Approved for public release; distribution unlimited		
17. DISTRIBUTION STATEMENT (of the abstract entered in Block 20, if different from Report)		
18. SUPPLEMENTARY NOTES		
19. KEY WORDS (Continue on reverse side if necessary and identify by block number) Adaptive control systems Adaptive arrays Adaptive filters Index of performance		
20. ABSTRACT (Continue on reverse side if necessary and identify by block number) This document summarizes the principles of adaptive control systems and suggests a number of possible uses of this new technology on acoustic tracking ranges. A bibliography of recent literature is included.		

DD FORM 1 JAN 73 1473

EDITION OF 1 NOV 65 IS OBSOLETE  
S/N 0102-014-6601

UNCLASSIFIED

SECURITY CLASSIFICATION OF THIS PAGE (When Data Entered)

25254: i251450

hc

TABLE OF CONTENTS

INTRODUCTION . . . . . 4

ADAPTIVE CONTROL SYSTEMS DEFINED . . . . . 5

INDEX OF PERFORMANCE . . . . . 6

POSSIBLE USES IN ACOUSTIC TRACKING RANGES . . . . . 9

BENEFITS OF ADAPTIVE SYSTEMS . . . . . 11

ESSENTIAL PROCESSES OF ADAPTIVE CONTROL . . . . . 12

ADAPTIVE CONTROL LOOP WITH TWO INPUTS . . . . . 13

BLOCK DIAGRAM OF TWO SENSOR ADAPTIVE CONTROL SYSTEM . . . . . 14

RECENT RESEARCH ACCOMPLISHMENTS . . . . . 16

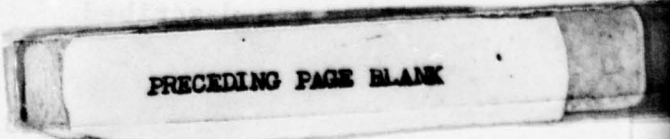
CONCLUSIONS . . . . . 18

REFERENCE LIST . . . . . 19

APPENDIX A. REFERENCES . . . . . 20

INITIAL DISTRIBUTION LIST . . . . . 30

ACCESSION for		
NTIS	White Section	<input checked="" type="checkbox"/>
DDC	Buff Section	<input type="checkbox"/>
UNANNOUNCED		<input type="checkbox"/>
JUSTIFICATION		
BY		
DISTRIBUTION/AVAILABILITY CODES		
Dist.	AvAIL and/or	SPECIAL
A		



## INTRODUCTION

Historically, targets tracked on acoustic tracking ranges have been accomplished in an artificially quiet environment. All except essential ship movement is stopped, the desired tracking signal is made as strong as possible, arrays are tuned for the desired sound in both frequency and direction, and all transmissions and receptions are kept synchronized.

When it is desired to determine how the target or weapon reacts when operating in a noisy or interfering environment, the above described methods are not satisfactory. For example: If a torpedo is being tested for its tracking and detection ability when being countermeasured intentionally or is being operated in an environment of heavy shipping, the test range should be able to track the torpedo in that environment accurately. If a tracking system could be designed that would ignore all CM, spectral ship noise, and even broadband background noise, much more information about the torpedo characteristics could be obtained. Recent developments, including high density solid state circuitry, may make this a very real possibility. This new technology is called "adaptive control" and by making use of it could result in accurate and highly sensitive adaptive range tracking systems.

The following paragraphs indicate the progress made since about 1966. Parameters used to obtain control in the adaptive process are defined, and the three processes generally used to improve the control characteristics over a reasonable period of time are described.

## ADAPTIVE CONTROL SYSTEMS DEFINED

Some systems can be operated in an optimal manner because the controller parameter/s can be preprogrammed to adapt to the system's environment. In order to achieve optimum control, the control parameters are automatically set relative to instantaneous environmental conditions encountered at each point in time. Obviously, the changing environment may be so complicated or unknown that a reasonable model is difficult to estimate and evaluate. When no compromise between the design objectives is possible that will result in an acceptable fixed-parameter system, and where preprogrammed adjustments cannot be made due to a lack of information regarding the system performance with time, the use of an adaptive control system may be indicated [1].

Eveleigh [1] points out that adaptive control provides a possible solution to control problems of the following general form:

"The system to be controlled is normally exposed to a time-varying environment either in the form of changing system parameters, input signals and disturbances with time-varying statistical characteristics, or changing performance objectives."

Thus an adaptive system is one which measures its performance relative to some performance characteristic called an Index of Performance, or IP, and modifies its parameters to achieve optimum operation.



## INDEX OF PERFORMANCE

When designing an adaptive system, it is necessary to establish uniquely the optimum solutions. Eveleigh suggests that the concept of an index of performance, or IP, be utilized and goes on to define some of the more generally accepted IP's.

a. Phase margin ( $\theta_m$ ) - the angle between the negative real axis and the straight line connecting the origin and the point of intersection of the Nyquist plot and the unit circle.

b. Gain margin ( $G_m$ ) -  $1/G_o$ , where  $G_o$  is the open-loop transfer function magnitude at the frequency when phase lag is  $180^\circ$ .  $G_m$  is a direct measure of the ratio by which loop gain may increase before instability occurs. Other factors remain constant of course.

c. Control-loop bandwidth (BW) - this bandwidth may have to be constrained by making use of filters.

d. Peak frequency ( $M_p$ ) - the maximum magnitude of the closed-loop system transfer function.

e. Percent overshoot - ratio of peak response minus final value to final value.

f. Rise time ( $T_r$ ) - time axis projection of a line tangent to the response curve at its steepest point.

g. Delay time ( $T_d$ ) - time it takes the output to rise to half its final value.

h. Settling time ( $T_s$ ) - time necessary for the output to settle and remain within  $\pm$  five percent of the final value.

i. Steady-state error ( $E_s$ ) - for a unit step input this IP is a common constraint and is zero for a type-n system,  $n \geq 1$ ; and it is  $(1/K + 1)$  when K is the open loop gain for a type-zero system.

j. Mean-square error - perhaps the most used IP is the mean-square error. It is defined as:

$$E_{ms} = \lim_{T \rightarrow \infty} \left[ 1/2T \int_{-T}^T e^2(t) dt \right]$$

This IP is generally identified as the (LMS) algorithm.  $e(t)$  is the closed-loop control system error.

Each of the above IP's listed have advantages and disadvantages depending on the particular system being adapted and to what extent optimization is to be obtained. Other IP's that will not be defined and should be considered when designing an adaptive system are mentioned below. A complete discussion of these IP's may be found in reference [1].

- a. Integral Squared-Error Criterion, ISE
- b. Integral of Time Multiplied by Squared-Error, ITSE
- c. Integral of Squared-Time Multiplied by Squared-Error, ISTSE
- d. Integral of Absolute Value of Error, IAE
- e. Integral of Time Multiplied by Absolute Value of Error, ITAE
- f. Integral of Exponentially Weighted Squared-Error, IExSE
- g. Integral of Modified Exponentially Weighted Squared-Error, IMExSE

A Eveleigh points out, "It is apparent that an 'optimum system' is a very subjective term . . . in one application fast

initial response or rise time for a step input may be all important . . . in other cases rapid response may be equally undesirable . . . the optimum system is highly dependent upon application." When  $n > 1$  parameters are available as choice variables, a unique solution is only possible when an IP exhibiting an extreme value at the desired optimum point is used.

If no useful fixed-parameter controller provides acceptable response of the system's operational envelope, then some means must be found for adjusting controller parameters that are sensitive to short-term conditions. If an IP can be selected which dictates the system's instantaneous or short-term average performance quality, and if a control-loop can be designed to optimize the IP automatically by adjusting its parameters, then the new configuration is called an adaptive control loop. This adaptive system is actually an effort to extend the basic optimum-control concept to time-varying systems. It is easily seen then that the optimum parameter value is not generally determined by a single set of measurements, but rather it is approached gradually by a succession of identification, decision, and modification procedures. This suggests that there is a "learning curve" associated with each system as a function of time. The usefulness of a particular system may depend heavily upon the shape of this learning curve; it could, for instance, preclude real time processing.

### POSSIBLE USES IN ACOUSTIC TRACKING RANGES

The literature concerning adaptive systems cites many examples for use in missiles, radar antennas, and communications systems. These examples include control of flight pattern, turning a "deaf ear" to noise and interference, tracking, and processing signals in the presence of noise. Very little will be found concerning how this relatively new technology can be used on an acoustic tracking range whether one similar to Dabob Bay or on an at sea range designed for fleet exercises. However, it seems logical that most of the literature concerning the above mentioned uses is directly applicable to the underwater acoustic tracking range. Due to the slowness of sound velocity in water, the speed of some targets, and ranges desired, some adjustments would have to be made. It does seem likely that the basic principles, the IP's, and advantages would apply even though the parameters may vary widely. It is also quite likely that the water environment as a propagation medium, sources of interference, ambient noise level, and other constraints may prove to be a more difficult medium in which to work when compared to the radio frequency case most often described. It would also seem likely that the use of adaptive systems in this more complicated environment may actually make it unnecessary to model the environment over a long time period, but only for the short time required for a single adaptation to be performed. This is related to the learning curve mentioned earlier. A measurement (sample) is taken, and on the basis of that value

or when compared with an earlier sample or the desired signal, a decision is made and the adaptive system parameter/s varied to produce a new point on the optimization or learning curve. We, so to speak, gradually sneak up on the optimum operating point as we learn what is happening from one sample to the next. This is important because it may ultimately relieve some of the hard to achieve requirements of the preprogrammed approach to optimization.

## BENEFITS OF ADAPTIVE SYSTEMS

What then are the benefits of using adaptive control on the acoustic tracking range? The most obvious one is to improve the signal-to-noise ratio of the output of the tracking receiver by making the adaptive system ignore noise, multipath, or other interference coming from directions and sources other than that of the desired target. This is to say improve the S/N ratio by decreasing noise and interference. For Dabob Bay, this technique is appealing because by attempting to obtain improvement through stronger signal sources may result in multipath interference, reverberation, and detection of unwanted distant target signals. All this may ultimately leave the S/N ratio unchanged or even reduced. By holding signal power down and effectively decreasing noise power, a beneficial effect can be obtained without the above interference problems arising. It is possible that some improvement could be achieved by adapting the bandwidth of the tracking receiver to the desired signal spectrum while the beam portion is being adapted as well.

## ESSENTIAL PROCESSES OF ADAPTIVE CONTROL

Figure 1 shows a block diagram of a system and its adaptive controller. Since the diagram does not identify the system itself, no mention is made of the type of IP used. It could be any of the IP's defined or listed earlier. Of great importance is the sequence of events during a single adaptive event. These are: identification, decision, and modification. Essentially, the controller design depends upon the choice of IP, controller topology, the adjustable parameters of the system, and the characteristics of the means of response. It may be a replica of the desired signal. The output response should eventually match the desired response depending upon the time characteristics of the system's learning curve.

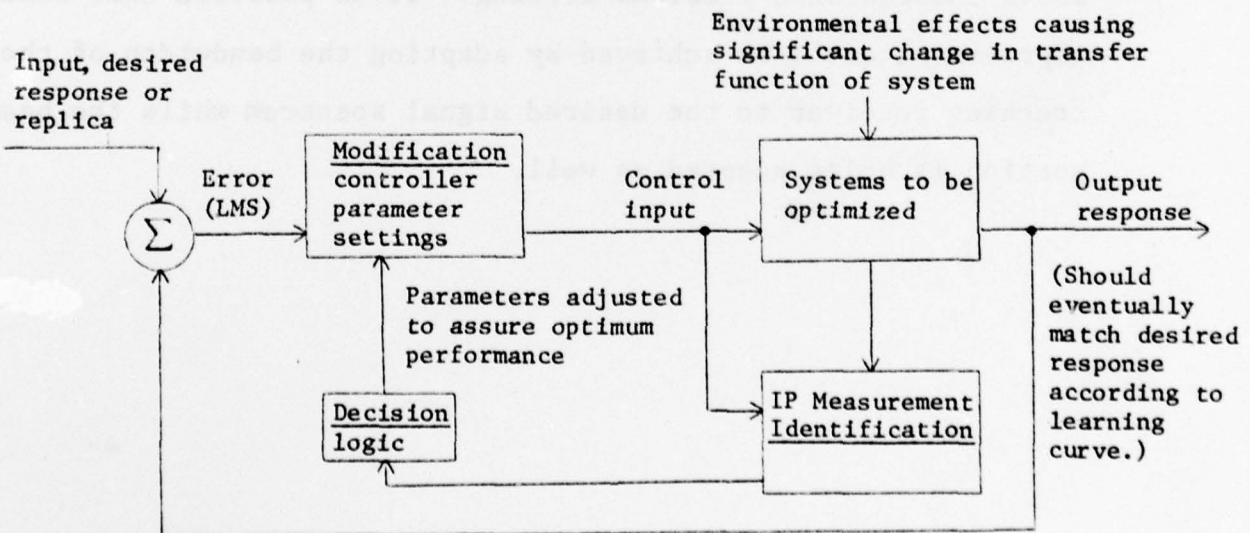


FIGURE 1. CONTROL SYSTEM WITH AN ADAPTIVE CONTROLLER

### ADAPTIVE CONTROL LOOP WITH TWO SENSOR INPUTS

From such a block diagram as shown in Figure 1, it is difficult to imagine how it would be used in a given system. Figure 2 shows how the operations could be used to adapt an underwater array composed of two hydrophones so that the array and associated adaptive system would optimize the output.  $B_1$  and  $B_2$  represent beam-steering signals that command the main beam to "look" or steer in a desired direction,  $\theta_s$ . At the same instant that the beam is steered in the direction desired, an interfering noise occurs in the direction,  $\theta_n$ . Ordinarily, a side lobe (not shown) would pick up the noise and introduce it into the processor along with the desired signal, thus reducing the S/N ratio. The adaptive process will cause the side lobe in the direction of the noise source to reduce to a null, thus blocking the noise and resulting in a S/N improvement. Again, the three essential processes are indicated: identification, decision, and modification. For each new sensor added to the array, an additional adaptive control loop must be added. It is thus easily seen why solid state circuitry and digital electronics are used rather than the more involved analog technology. If it is assumed that  $B_1$ , the input beam steering command for hydrophone 1, is a fixed parameter, this signal weights  $E_1$  in such a manner that in conjunction with the signal from the second hydrophone,  $E_2$ , amplifier, hard limiter, correlator mixer and integrator, with added weighting given by  $B_2$  will modify the  $E_2W_2$  value and ultimately optimize the



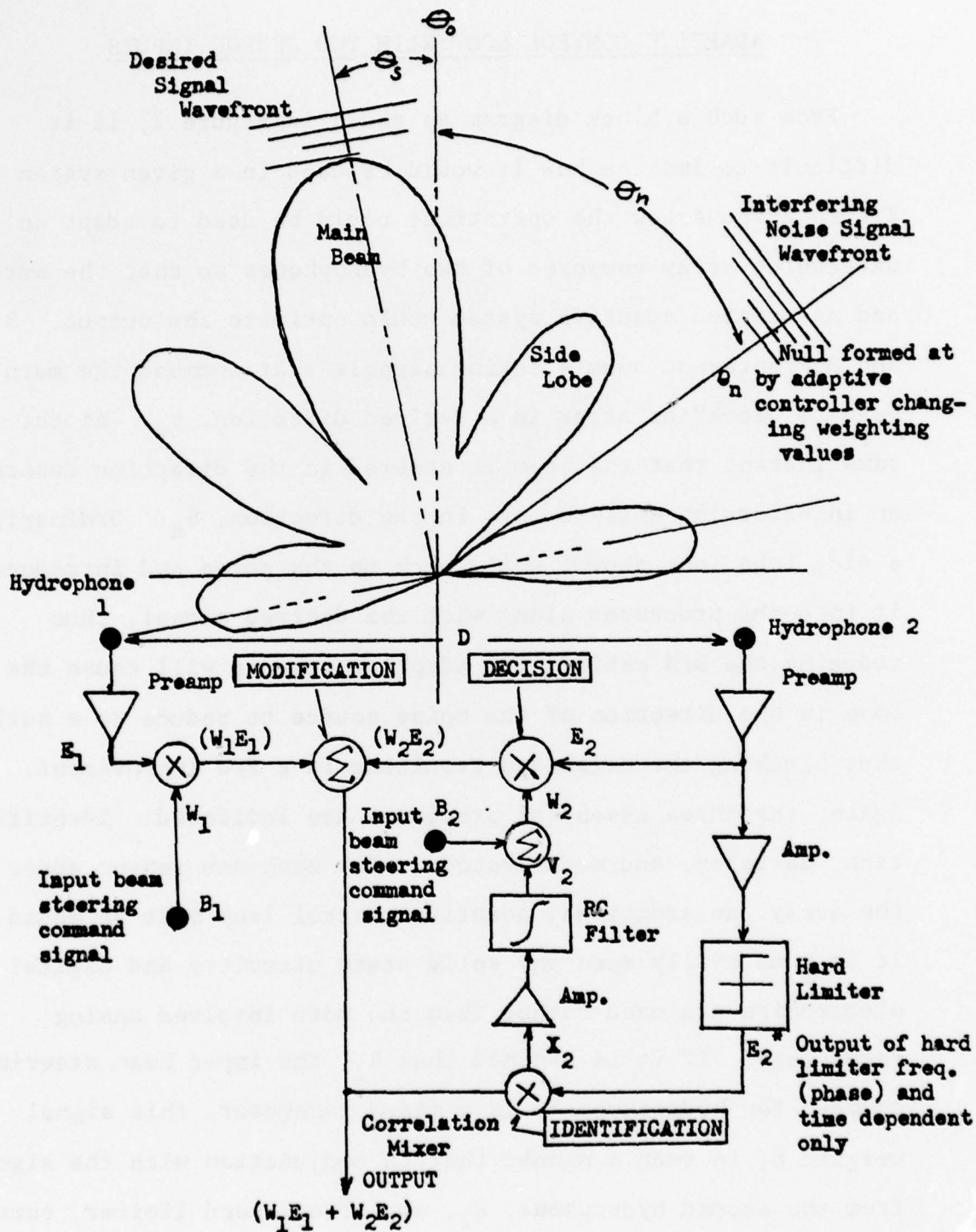


FIGURE 2. TWO SENSOR ADAPTIVE CONTROL SYSTEM

uncorrelated noise or interference signals arriving from the direction  $\theta_n$ . The same pattern is used if there are signals arriving from more than two hydrophones. Each control loop would eventually be added in the summer just prior to the output. The output would then consist of the sum of the weighted signal from each sensor in the array. The performance factor of ultimate interest in an adaptive array is the improvement in the output SNR as compared to a conventional array subjected to the same interference conditions [2].

### RECENT RESEARCH ACCOMPLISHMENTS

Gabriel [2] defines an adaptive array as a system consisting of an array of sensor elements and a real time adaptive receiver processor. When given a beam-steering command, it samples the current environment and automatically proceeds to adjust the element control weights to optimize (determine by the choice of IP) the output SNR in accordance with a selected algorithm. He says that array systems of this type are sometimes referred to as "smart" arrays. This term is appropriate since the adaptive system uses far more of the available information in the array aperture than does a conventional array.

Widrow [3], [6] describes an adaptive noise canceller configured as a notch filter and realized by an adaptive noise canceller. Advantages of this method are that it offers easy control of bandwidth, an infinite null, and the capability of adaptively tracking the exact frequency of the interference. This appears to be of value for tracking ranges as it sometimes becomes necessary to track "keep track of" the unwanted source of the interference in addition to reducing its effect on the desired signal. For example: If a countermeasure is attached to a vehicle, and a null is formed in the direction of the CM, then it would not be possible to track signals from the CM vehicle-- tracking the null would provide the necessary information about the activities of the CM vehicle while the CM is nulled in the array aperture. Widrow points out various applications for using this principle of adaptive noise cancelling among which

he includes noise in speech signals, antenna side lobe interference, and periodic or broadband interference for which there is no external reference source. Adaptive noise cancelling is a method of optimal filtering that can be applied whenever a suitable reference input is available. Widrow and his coworkers established the least mean square (LMS) algorithm based on the method of steepest decent. Griffiths [5].

The sensitivity of an array of sensors to interfering noise sources can be applied whenever a suitable processing scheme of the outputs of the individual array elements can be found [4]. The particular combination of array and processing performs as a filter in both space and frequency. Using the LMS criterion, Widrow shows the sharpening of the null in the direction of the noise source as each sample is taken and the learning curve is forced toward the optimum condition. Tracking a particular target from among multiple targets seems quite possible when using adaptive technology. The tracking array positively listens for the desired target and determines through time of arrival by taking into consideration the environmental condition and the last or predicted position of the target.

## CONCLUSIONS

This report has described the adaptive control system by defining the most commonly used Index of Performances, IP's, and discussing the three essential processes, identification, decision, and modification, that are involved in all such systems. A block diagram of a system composed of two sensors is included. A number of possible applications of adaptive systems that could find use on an acoustic tracking range are discussed. One of the purposes of this report was to acquaint the reader with the research being carried on in the field of adaptive control systems. To help provide a measure of this activity, several reference lists are included.

It seems quite possible that many of the possible approaches of adaptive processing may be applicable to the acoustic tracking range. These would include tracking improvement, keeping track of noise and interference sources, reduction of signal strength thereby reducing multipath and reverberation problems, communications, and various other signal processing applications associated with the range operation.

## REFERENCES

1. Eveleigh, Adaptive Control and Optimization Techniques, McGraw-Hill, 1967.
2. Gabriel, "Adaptive Arrays - An Introduction," Proc. IEEE, Vol 64, No 2, Feb 1976, pp 139.
3. Widrow, B., "Adaptive Filters" in Aspects of Network and System Theory, R. E. Kalman and N. DeClaris, Editors, New York: Holt, Rinehart and Winston, 1971.
4. Widrow, B., P. E. Montey, L. J. Griffiths, and B. B. Goode, "Adaptive Antenna Systems," Proc. IEEE Vol 55, pp 2143-2159, Dec 1967.
5. Griffiths, L. J., "A Simple Adaptive Algorithm for Real-Time Processing in Antenna Arrays," Proc. IEEE, Vol 57, pp 1697-1704, Oct 1969.
6. Widrow, B., Glover, J. R., J. M. McCool, et al., "Adaptive Noise Cancelling," Principles and Applications, Proc. IEEE, Vol 63, No 12, Dec 1975, pp 1692-1716.

## APPENDIX A

### REFERENCES

1. Adams, W. and P. Moulder, "Anatomy of Heart," in Encyclopedia Britannica, Vol. 11, pp. 219-229, 1971.
2. Applebaum, S. P., "Adaptive Arrays," Syracuse University Res. Corp., Rep. SPL TR 66-1, August 1966.
3. Bode, H. and C. Shannon, "A Simplified Derivation of Linear Least Squares Smoothing and Prediction Theory," Proc. IRE, Vol. 38, pp. 417-425, April 1950.
4. Booker, A. H., C. Y. Ong, J. P. Burg and G. D. Hair, "Multiple-Constraint Adaptive Filtering," Texas Instruments, Science Services Division, Dallas, TX, April 1969.
5. Brennan, L. E. and I. S. Reed, "Theory of Adaptive Radar," IEEE Trans. Aerospace Electron Systems, Vol. AES-9, pp. 237-252, March 1973.
6. Brennan, L. E. and I. S. Reed, "Effect of Envelope Limiting in Adaptive Array Control Loops," IEEE Trans. Aerospace Electron System, Vol. AES-7, pp. 698-700, July 1971.
7. Brennan, L. E., E. L. Pugh and I. S. Reed, "Control Loop Noise in Adaptive Array Antennas," IEEE Trans. Aerospace Electron Systems, Vol. AES-7, pp. 254-262, March 1971.
8. Brown, J. E., III, "Adaptive Estimation in Nonstationary Environments," Stanford Electron Labs, Stanford, CA Doc. SEL 70 056, Tech Rep. TR 6795-1, August 1970.
9. Bryn, F., "Optimum Signal Processing of Three-Dimensional Arrays Operating on Gaussian Signals and Noise," J. Acoust. Soc. Am., Vol. 34, pp. 289-297, March 1962.
10. Bryson, A. E., Jr., and Y. C. Ho, "Applied Optimal Control," Waltham, MA, Blaisdell, 1969.
11. Burg, J. P., "Three-Dimensional Filtering with an Array of Seismometers," Geophysics, Vol. 29, pp. 693-713, October 1964.
12. Burg, J. P., "Maximum Entropy Spectral Analysis," presented at the 37th Annual Meeting, Soc. Exploration Geophysicists, Oklahoma City, OK, 1967.
13. Buxton, J., I. Hsu and R. Barter, "Fetal Electrocardiography," J.A.M.A., Vol. 185, pp. 441-444, 10 August 1963.

14. Capon, J., R. J. Greenfield, and R. J. Kolker, "Multi-dimensional Maximum Likelihood Processing of a Large Aperture Seismic Array," Proc. IEEE, Vol. 55, pp. 192-211, February 1967.
15. Chestnut, H. and R. W. Mayer, Servomechanisms and Regulating System Design, Vol. 1, 2nd Ed. (New York: Wiley) 1959.
16. Claerbout, J. F., "Detection of P Waves from Weak Sources at Great Distances," Geophysics, Vol. 29, pp. 197-211, April 1964.
17. Compton, R. T. Jr., "Adaptive Arrays: On Power Equalization with Proportional Control," Ohio State University Electro-science Lab. Rep. 3234-1, Contract N00019-71-C-0219, December 1971.
18. Covington, A. E. and N. W. Broten, "An Interferometer for Radio Astronomy with a Single-Lobed Radiation Pattern," IRE Trans. Antennas Propagation, Vol. AP-5, pp. 247-255, July 1957.
19. Cox, J. R. Jr. and L. N. Medgyesi-Mitschang, "An Algorithmic Approach to Signal Estimation Useful in Fetal-Electrocardiography," IEEE Trans. Biomedical Engineering, Vol. BMI-16, pp. 215-219, July 1969.
20. Daniell, T. P., "Adaptive Estimation with Mutually Correlated Training Samples," Stanford Electronic Labs., Stanford, CA, Doc. SEL-68-083, Tech Rep. TR 6778-4, August 1968.
21. Davies, D. E. N., "Independent Angular Steering of Each Zero of the Directional Pattern for a Linear Array," IEEE Trans. Antennas Propagation, (Commun.), Vol. AP-15, pp. 296-298, March 1967.
22. Davisson, L. D., "A Theory of Adaptive Filtering," IEEE Trans. Information Theory, Vol. IT-12, pp. 97-102, April 1966.
23. Dvoretzky, A., "On Stochastic Approximation," Proc. 3rd Berkeley Symposium on Mathematical Statistics and Probability, J. Neyman, Editor, pp. 39-55 (Berkeley, CA: University of California Press) 1956.
24. Finkbeiner, D. T. II, Introduction to Matrices and Linear Transformations, (San Francisco, CA: Freeman) 1966.
25. Fleming, W. H., Functions of Several Variables, (Reading, MA: Addison-Wesley) 1965.



26. Frost, O. L. III, "Adaptive Least Squares Optimization Subject to Linear Equality Constraints," Stanford Electronics Lab., Stanford, CA, Doc. SEL-70-055, Tech Rep. TR-6796-2, August 1970.
27. Frost, O. L. III, "An Algorithm for Linearly Constrained Adaptive Array Processing," Proc. IEEE, Vol. 60, pp. 926-935, August 1972.
28. Gabor, D., W. P. L. Wilby, and R. Woodcock, "A Universal Nonlinear Filter Predictor and Simulator which Optimizes Itself by a Learning Process," Proc. Inst. Elec. Eng., Vol. 108B, July 1960.
29. Gabriel, W. F., Ed. Proceedings Adaptive Antenna Systems Workshop of March 11-13, 1974, Naval Research Laboratory, Washington, DC, NRL Rep. 7803, September 1974.
30. Glaser, E. M., "Signal Detection by Adaptive Filters," IRE Trans. Information Theory, Vol. IT-7, pp. 87-98, April 1961.
31. Glover, J., "Adaptive Noise Cancelling of Sinusoidal Interferences," Ph.D. dissertation, Stanford University, Stanford, CA, May 1975.
32. Good, I. J. and K. Koog, "A Paradox Concerning Rate of Information," Information Control, Vol. 1, pp. 113-116, May 1958.
33. Goode, B. B., "Synthesis of a Nonlinear Bayes Detector for Gaussian Signal and Noise Fields Using Wiener Filters," IEEE Trans. Information Theory (Correspondence), Vol. IT-13, pp. 116-118, January 1967.
34. Gardner, M. F. and J. L. Barnes, Transients in Linear Systems, Vol. 1 (New York: Wiley) 1942.
35. Griffiths, L. J., "A Comparison of Multidimensional Wiener and Maximum Likelihood Filters for Antenna Arrays," Proc. IEEE (Letters), Vol. 55, pp. 2045-2047, November 1967.
36. Griffiths, L. J., "Signal Extraction Using Real-Time Adaptation of a Linear Multichannel Filter," Stanford Electronics Lab., Stanford, CA Doc. SEL-60-017, Tech. Rep. TR 67881-1, February 1968.
37. Griffiths, L. J., "A Simple Adaptive Algorithm for Real-Time Processing in Antenna Arrays," Proc. IEEE, Vol. 57, pp. 1696-1704, October 1969.
38. Griffiths, L. J., "Comments on 'A Simple Adaptive Algorithm for Real-Time Processing in Antenna Arrays' (Author's Reply)," Proc. IEEE (Letter), Vol. 58, pp. 798, May 1970.

39. Griffiths, L. J., "Rapid Measurement of Instantaneous Frequency," *IEEE Trans. Acoustics, Speech, and Signal Processing*, Vol. ASSP-23, pp. 209-222, April 1975.
40. Green, P. E. Jr., R. A. Frosch, and C. F. Romney, "Principles of an Experimental Large Aperture Seismic Array (LASA)," *Proc. IEEE*, Vol. 53, pp. 1821-1833, December 1965.
41. Harrington, R. F., Field Computation by Moment Methods, Ch. 10 (New York: MacMillan) 1968.
42. Hildebrand, F. B., Methods of Applied Mathematics, 2nd Ed. (Englewood Cliffs, NJ: Prentice-Hall) 1965.
43. Hon, E. and S. Lee, "Noise Reduction in Fetal Electrocardiography," *American Journal Obst. and Gynecol.*, Vol. 87, pp. 1087-1096, 15 December 1963.
44. Howells, P., "Intermediate Frequency Side-Lobe Canceller," U. S. Patent 3 202 990, 24 August 1965.
45. Huhta, J. C. and J. G. Webster, "60-Hz Interference in Electrocardiography," *IEEE Trans. Biomed. Eng.*, Vol. BME-20, pp. 91-101, March 1973.
46. *IEEE Transactions Antennas Propagation (Special Issue on Active and Adaptive Antennas)*, Vol. AP-12, March 1964.
47. "Special Issue on Active and Adaptive Antennas," *IEEE Trans. Antennas and Propagation*, Vol. AP-12, March 1964.
48. Jakowitz, C. V., R. L. Shuey, and G. M. White, "Adaptive Waveform Recognition," 4th London Symposium on Information Theory, London, Butterworths, September 1960, pp. 317-326.
49. Kaileth, T., "A View of Three Decades of Linear Filtering Theory," *IEEE Trans. Information Theory*, Vol. IT-20, pp. 145-181, March 1974.
50. Kalman, R., "On the General Theory of Control," in *Proc. 1st IFAC Congress*, London, Butterworth, 1960.
51. Kalman, R. and R. Bucy, "New Results in Linear Filtering and Prediction Theory," *Trans. ASME, Ser D. J. Basic Eng.*, Vol. 83, pp. 95-107, December 1961.
52. Kalman, R. and N. DeClaris, Editors, "Adaptive Filters," in Aspects of Network and Systems Theory (New York: Holt, Rinehart and Winston) pp. 563-587, 1971.
53. Kaunitz, J., "Adaptive Filtering of Broadband Signals as Applied to Noise Cancelling," *Stanford Electronics Lab., Stanford University, Stanford, CA, Rep. SU-SEL-72-038*, August 1972.

54. Kelley, E. J. and M. J. Levin, "Signal Parameter Estimation for Seismometer Arrays," MIT Lincoln Lab., Lexington, MA, Tech. Rep. 339, January 1964.
55. Kiefer and J. Wolfowitz, "Stochastic Estimation of the Maximum of a Regression Function," *Ann. Math. Stat.*, Vol. 23, pp. 462, March 1952.
56. Kim, J. K. and L. D. Davisson, "Adaptive Linear Estimation for Stationary M-Dependent Processes," *IEEE Trans. Information Theory*, Vol. IT-21, pp. 23-31, January 1975.
57. Kobayashi, H., "Iterative Synthesis Methods for a Seismic Array Processor," *IEEE Trans. Geosci. Electron.*, Vol. GE-8, pp. 169-178, July 1970.
58. Koford, J. and G. Groner, "The Use of an Adaptive Threshold Element to Design a Linear Optimal Pattern Classifier," *IEEE Trans. Information Theory*, Vol. IT-12, pp. 42-50, January 1966.
59. Lacoss, R. T., "Adaptive Combining of Wideband Array Data for Optimal Reception," *IEEE Trans. Geosci. Electron.*, Vol. GE-6, pp. 78-86, May 1968.
60. Lower, R. R., R. C. Stofer, and N. E. Shumway, "Homovital Transplantation of the Heart," *J. Thoracic and Cardiovascular Surgery*, Vol. 41, pp. 196, 1961.
61. Lucky, R., "Automatic Equalization for Digital Communication," *Bell System, Tech. J.*, Vol. 44, pp. 547-588, April 1965.
62. Lucky, R. et. al., Principles of Data Communication (New York: McGraw-Hill) 1968.
63. Luenberger, D. G., Optimization by Vector Space Methods, (New York: Wiley) 1969.
64. Mantey, P. E. and L. J. Griffiths, "Iterative Least-Squares Algorithms for Signal Extraction," in *Proc. 2nd Hawaii Int. Conf. on Syst. Sci.*, pp. 767-770.
65. Marcum, J. I., "A Statistical Theory of Target Detection by Pulsed Radar: Mathematical Appendix," *IRE Trans. Information Theory*, Vol. IT-6, pp. 145-267, April 1960.
66. Margerum, D. L., "Self-Pitched Arrays," in Microwave Scanning Antennas, Vol. 3, R. C. Hansen, Editor (New York: Academic Press), Chapter 5, 1966.
67. Mays, C. H., "The Relationship of Algorithms Used with Adjustable Threshold Elements to Differential Equations," *IEEE Trans. Electronic Computers (Short Notes)*, Vol. EC-14, pp. 62-63, February 1965.

68. Mermoz, H., "Adaptive Filtering and Optimal Utilization of an Antenna," U.S. Navy Bureau of Ships (translation 903 of Ph.D. thesis, Institut Polytechnique, Grenoble, France) October 1965.
69. Moschner, J. L., "Adaptive Filtering with Clipped Input Data," Stanford Electron. Labs., Stanford, CA, Doc. SEL-70-053, Tech. Rep. TR-6769-1, June 1970.
70. Nilsson, N. G., Learning Machines, (New York: McGraw-Hill) 1965.
71. Nuttall, A. H. and D. W. Hyde, "A Unified Approach to Optimum and Sub-Optimum Processing for Arrays," U. S. Navy Underwater Sound Lab., New London, CT, USL Rep. 992, April 1969.
72. Pawsey, J. L. and R. N. Bracewell, Radio Astronomy, International Monographs on Radio (Oxford, England: Clarendon Press) 1955.
73. Principles of Neurodynamics: Perceptions and the Theory of Brain Mechanisms (Washington, DC: Spartan Books) 1961.
74. Reed, I. S., J. D. Mallet, and L. E. Brennan, "Rapid Convergence Rate in Adaptive Arrays," IEEE Trans. Aerosp. Electron. Systems, Vol. AES-10, pp. 853-863, November 1974.
75. Riegler, R. I. and R. T. Compton, Jr., "An Adaptive Array for Interference Rejection," Proc. IEEE, Vol. 61, pp. 748-758, June 1973.
76. Robbins, H. and S. Monro, "A Stochastic Approximation Method," Ann. Math. Stat., Vol. 22, pp. 400-407, March 1951.
77. Roche, J. and E. Hon, "The Fetal Electrocardiogram," American Journal Obst. and Gynecol., Vol. 92, pp. 1149-1159, August 1965.
78. Rosen, J. B., "The Gradient Projection Method for Nonlinear Programming, Pt. L: Linear Constraints," J. Soc. Indust. Appl. Math., Vol. 8, pp. 181, March 1960.
79. Rosenberger, J. and E. Thomas, "Performance of an Adaptive Echo Canceller Operating in a Noisy, Linear, Time-Invariant Environment," Bell Syst. Tech. J., Vol. 50, pp. 785-813, March 1971.
80. Rosenblatt, F., "The Perception: A Perceiving and Recognizing Automation, Project PARA," Cornell Aeronaut, Lab. Rep. 85-406-1, January 1957.
81. Saradis, G. N., Z. J. Nikolic, and K. S. Fu, "Stochastic Approximation Algorithms for System Identification and Decomposition of Mixtures," IEEE Trans. Sys. Sci. Cybern., Vol. SSC-5, pp. 8-15, January 1969.

82. Schelkunoff, S. A. and H. T. Friis, Antennas: Theory and Practice (New York: Wiley) 1952.
83. Seiler, F. J., "New Results in Adaptive Estimation Theory," Res. Lab. USAF Academy, CO, Tech. Rep. SRL-TR 70-0013, April 1970.
84. Senne, K. D., "Adaptive Linear Discrete-Time Estimation," Stanford Electron. Labs., Stanford, CA, Doc. SEL-68-090, Tech. Rep. TR-6778-5.
85. Shor, S. W., "Adaptive Technique to Discriminate Against Coherent Noise in a Narrow-Band System," J. Acoust. Soc. Am., Vol. 39, pp. 74-78.
86. Skolnik, M. I., Introduction to Radar Systems, (New York: McGraw-Hill) 1962.
87. Smith, F. W., "Design of Quasi-Optimal Minimum Time Controllers," IEEE Trans. Automatic Control, Vol. AC-11, pp. 71-77, January 1966.
88. Sondhi, M., "An Adaptive Echo Canceller," Bell Systems Technology Journal, Vol. 46, pp. 497-511, March 1967.
89. Southwell, R. V., Relaxation Methods in Engineering Science (London: Oxford University Press) 1940.
90. Stark, L., "Microwave Theory of Phased-Array Antennas - A Review," Proc. IEEE, Vol. 62, pp. 1661-1701, December 1974.
91. Steinbuch, K. and B. Widrow, "A Critical Comparison of Two Kinds of Adaptive Classification Networks," IEEE Trans. Electronic Computers (Short Notes), Vol. EC-14, pp. 734-740, October 1965.
92. Swerling, P., "Probability of Detection for Fluctuating Targets," IRE Trans. Information Theory, Vol. IT-6, pp. 269-308, April 1960.
93. Talbert, L. R., et. al., "A Real-Time Adaptive Speech-Recognition System," Stanford Electronics Labs., Stanford, CA, Rep. SEL-63-064, Tech. Rep. 6760-1, May 1963.
94. University of Wisconsin Program CMLXEIG, University of Wisconsin Computer Center, UWCC ID Code B0018-00, January 1966.
95. Van Atta, L. C., "Electromagnetic Reflection," U. S. Patent 2 908 002, October 1959.
96. Van Bommel, J., "Detection of Weak Fetal Electrocardiograms by Autocorrelation and Cross-Correlation of Envelopes," IEEE Trans. Biomed. Eng., Vol. BME-15, pp. 17-23, January 1968.

97. Van Bommel, J., L. Peters, and S. Hengevelo, "Influence of the Maternal ECG on the Abdominal Fetal ECG Complex," Amer. J. Obst. and Gynecol., Vol. 102, pp. 556-562, October 1968.
98. Von Anrep, G. and L. Arey, "Circulation of Blood," in Encyclopedia Britannica, Vol. 5, pp. 783-797, 1971.
99. Walden, W. and S. Birnbaum, "Fetal Electrocardiography with Cancellation of Maternal Complexes," Amer. J. Obst. and Gynecol., Vol. 94, pp. 596-598, February 1966.
100. Widrow, B. and M. E. Hoff, Jr., "Adaptive Switching Circuits," IRE WESCON Conv. Rep., Part 4, pp. 96-104, 1960.
101. Widrow, B., "Adaptive Sampled-Data Systems," Proc. 1st International Congress of the International Federation of Automatic Control (Moscow, 1960), London, Butterworths, 1960.
102. Widrow, B. and M. E. Hoff, Jr., "Generalization and Information Storage in Networks of Adaline Neurons," in Self Organizing Systems 1962, M. C. Yovits, G. T. Jacobi, and G. D. Goldstein, Editors, Washington, D.C., Spartan, pp. 435-461, 1962.
103. Widrow, B. and F. W. Smith, "Pattern-Recognizing Control Systems," 1963 Computer and Information Sciences (COINS) Symp. Proc., Washington, D.C., Spartan, 1964.
104. Widrow, B., "Adaptive Filters I: Fundamentals," Stanford Electronics Labs., Stanford, CA, Rep. SEL-66-126, Tech. Rep. 6764-6, December 1966.
105. Widrow, B., "Bootstep Learning in Threshold Logic Systems," presented at the American Automatic Control Council (Theory Committee), IFAC Meeting, London, England, June 1966.
106. Widrow, B., P. E. Mantey, I. J. Griffiths, and B. B. Goode, "Adaptive Antennas Systems," Proc. IEEE, Vol. 55, pp. 2143-2159, December 1967.
107. Widrow, B., "Adaptive Filters," in Aspects of Network and System Theory, R. E. Kalman and N. DeClaris, Editors (New York: Holt, Rinehart and Winston) Chapter 5, 1971.
108. Wiener, N. Extrapolation, Interpolation and Smoothing of Stationary Time Series with Engineering Applications, (New York: Wiley) 1949.
109. Wilde, D., Optimum Seeking Methods, (Englewood Cliffs, NJ: Prentice-Hall) 1964.
110. Wilkinson, J. H., The Algebraic Eigenvalue Problem, (Oxford, England: Clarendon Press) 1965.
111. Woodward, P. M. Probability and Information Theory with Applications to Radar, 2nd Edition (London: Pergamon Press) 1964.

112. Yeh, S., L. Betyar, and E. Hon, "Computer Diagnosis of Fetal Heart Rate Patterns," Amer. J. Obst. and Gynecol., Vol. 114, pp. 890-897, December 1972.
113. Young, G. O. and J. E. Howard, "Applications of Space-Time Decision and Estimation Theory to Antenna Processing System Design," Proc. IEEE, Vol. 58, pp. 771-778, May 1970.
114. Young, G. O. and J. E. Howard, "Decision-Theoretic Parallel-Processing Arrays," in Proc. Array Antenna Conference, Naval Electronics Lab. Center, San Diego, CA, Rep. TD 155, February 1972.
115. Zahm, C. L., "Application of Adaptive Arrays to Suppress Strong Jammers in Presence of Weak Signals," IEEE Trans. Aerospace Electronics Systems, Vol. AES-9, pp. 260-271, March 1973.

#### MORE RECENT REFERENCES

116. Widrow, B., J. M. McCool, "A Comparison of Adaptive Algorithms Based on the Methods of Steepest Descent and Random Search," IEEE Trans. Antenna and Propagation, Vol. AP-24, No. 5, pp. 615-637, September 1976.
117. Widrow, B., J. Glover, J. McCool, J. Treichler, "A Reply to Tufts for His Comments on the Discussion of Adaptive Line Enhancing that Appears in Appendix D of our Paper 'Adaptive Noise Cancelling: Principles and Applications'," IEEE Proceedings Letters, pp. 171-173, January 1977.
118. Widrow, B., et. al., "Adaptive Noise Cancelling: Principles and Applications," Proc. IEEE, Vol. 63, pp. 1692-1716, December 1975.
119. Berg, J. P., "Maximum Entropy Spectral Analysis," presented at the 37th Annual Meeting, Soc. Exploration Geophysicists, Oklahoma City, OK, 1967.
120. Vural, A. M., "An Overview of Adaptive Array Processing for Sonar Applications," in IEEE EASCON Conv. Rec., pp. 34A-34M, 1975.
121. Widrow, B., et. al., "Stationary and Nonstationary Learning Characteristics of the LMS Adaptive Filter," Proc. IEEE, Vol. 64, August 1976.
122. Allen, R. S., D. E. Donatelli, G. K. Hartmann, R. Leitinger, "Adaptive Mapping of Mid-Latitude Ionosphere," Air Force in Geophysics, No. 372, AFGL-TR-77-0176, 3 August 1977.

123. DuLong, D. D. and R. S. Allen, "Specification of Navigation and Radar Errors Caused by Ionosphere," COSPAR Symposium Proceedings, The Geophysical Use of Satellite Beacon Observations, Boston University, 1976.
124. Bologna, B. A., "Behavior of the Adaptive Line Enhancer During Initial Adaptation," Naval Ocean Systems Center, San Diego, CA, Technical Report 156 (NOSC/TR-156) October 1977.
125. Zeidler, J. R. and D. M. Chabries, "An Analysis of the LMS Adaptive Filter Used as a Spectral Line Enhancer," NUC TP 556, February 1975.
126. Treichler, J. R., "The Spectral Line Enhancer - The Concept, An Implementation and an Adaptation," Ph.D. dissertation, Stanford University, June 1977.



INITIAL DISTRIBUTION LIST

	Copies
1. Defense Documentation Center Cameron Station Alexandria, Virginia 22314	2
2. Commanding Officer ATTN: Mr. R. L. Marimon (Code 70) Naval Torpedo Station Keyport, Washington 98345	3
3. Professor O. B. Wilson (Code 61W1) Naval Postgraduate School Monterey, California 93940	6
4. Dean of Research (Code 012) Naval Postgraduate School Monterey, California 93940	1
5. Library (Code 0434) Naval Postgraduate School Monterey, California 93940	2
6. Associate Professor Donald A. Stentz (Code 62Sz) Naval Postgraduate School Monterey, California 93940	1
7. Professor D. E. Kirk (Code 62Ki) Naval Postgraduate School Monterey, California 93940	1