

AD-A050 759



AIR FORCE OCCUPATIONAL MEASUREMENT CENTER LACKLAND A--ETC F/G 5/9
AUTOMATIC TRACKING RADAR CAREER LADDER AFSCS 30333, 30353, 3037--ETC(U)
NOV 77

UNCLASSIFIED

AFPT-90-303-252

NL

1 OF 2
AD
A050759



AD A 050759

9 OCCUPATIONAL SURVEY REPORT 2



AD No.
 DDC FILE COPY

DDC
MAR 3 1978
F

6 AUTOMATIC TRACKING RADAR CAREER LADDER
AFSCs 30333, 30353, 30373, and 30393

14 AFPT-90-303-252

11 30 NOVEMBER 1977

OCCUPATIONAL SURVEY BRANCH
USAF OCCUPATIONAL MEASUREMENT CENTER
LACKLAND AFB TEXAS 78236

12 128p.

APPROVED FOR PUBLIC RELEASE; DISTRIBUTION UNLIMITED

408 889

file

TABLE OF CONTENTS

| | PAGE NUMBER |
|--|----------------|
| PREFACE ----- | 3 |
| SUMMARY OF RESULTS ----- | 4 |
| INTRODUCTION ----- | 6 |
| INVENTORY DEVELOPMENT AND ADMINISTRATION ----- | 6 |
| GLOSSARY OF TERMS ----- | 8 |
| CAREER LADDER STRUCTURE ----- | 9 |
| ANALYSIS OF MAJOR COMMAND GROUPS ----- | 16 |
| ANALYSIS OF DAFSC AND AFMS GROUPS ----- | 18 |
| ANALYSIS OF CONUS/OVERSEAS GROUPS ----- | 27 |
| ANALYSIS OF TASK DIFFICULTY ----- | 29 |
| COMPARISON OF AFR 39-1 SPECIALTY DESCRIPTIONS WITH SURVEY DATA ----- | 27 |
| COMPARISON OF THE SPECIALTY TRAINING STANDARD (STS) WITH SURVEY RESULTS ----- | 29 |
| ANALYSIS OF TASK DIFFICULTY ----- | 31 |
| SUMMARY OF BACKGROUND INFORMATION ----- | 34 |
| COMPARISON OF CURRENT SURVEY TO 1972 SURVEY ----- | 38 |
| SUMMARY OF BACKGROUND INFORMATION ----- | 34 |
| WRITE-IN COMMENTS ----- | 39 |
| COMPARISON TO PREVIOUS SURVEY ----- | 40 |
| DISCUSSION ----- | 41 |
| APPENDIX A ----- | 42 |
| APPENDIX B ----- | 46 |
| APPENDIX C ----- | 47 |

PREFACE

This report presents the results of a detailed Air Force Occupational Survey of the Automatic Tracking Radar career ladder (AFSCs 30333, 30353, 30373, and 30393). The project was directed by USAF Program Technical Training, Volume 2, dated October 1975. Authority for conducting specialty surveys is contained in AFR 35-2. Computer outputs from which this report was produced are available for use by operating and training officials.

The survey instrument was developed by 1Lt David S. Street, Inventory Development Specialist. Capt Carole J. Kopala analyzed the survey data and wrote the final report. This report has been reviewed and approved by Major Walter F. Kasper, Chief, Airman Career Ladders Analysis Section, Occupational Survey Branch, USAF Occupational Measurement Center, Lackland AFB, Texas, 78236.

Computer programs for analyzing the occupational data were designed by Dr. Raymond E. Christal, Occupational and Manpower Research Division, Air Force Human Resources Laboratory (AFHRL), and were written by the Project Analysis and Programming Branch, Computational Sciences Division, AFHRL.

Because volume reproduction of this report is not feasible, distribution is made on a loan basis to air staff sections and major commands upon request to the USAF Occupational Measurement Center, attention of the Chief, Occupational Survey Branch (OMY), Lackland AFB, Texas 78236.

This report has been reviewed and is approved.

JAMES A. TURNER, JR., Col, USAF
Commander
USAF Occupational Measurement
Center

WALTER E. DRISKILL, Ph.D.
Chief, Occupational Survey Branch
USAF Occupational Measurement
Center

3

| | | |
|---------------|--|--------------------------|
| ACCESSION for | White Section <input type="checkbox"/> | <input type="checkbox"/> |
| NTIS | Buff Section <input type="checkbox"/> | <input type="checkbox"/> |
| DDC | | |
| UNANNOUNCED | | |
| JUSTIFICATION | | |
| BY | DISTRIBUTION/AVAILABILITY CODES | |
| | SP. CIAL | |
| | A | |

SUMMARY OF RESULTS

1. Survey Coverage: The Automatic Tracking Radar (AFS 303X3) job inventory was administered to job incumbents during the period November 1976 through May 1977. Survey results are based on responses from 864 incumbents, or 70 percent of the 1,229 assigned personnel currently holding DAFSCs 30333, 30353, or 30373. Also sampled were 35 of the 331 9-skill level superintendents or 11 percent of the currently assigned 30393 DAFSC personnel.
2. Career Ladder Structure: Basically, 13 primary job groups were identified. Approximately 35 percent of the survey respondents were found to perform strictly operations jobs, 11 percent strictly maintenance jobs, and 15 percent mobile site jobs involving both operational and maintenance tasks. Job satisfaction was highest among individuals in maintenance jobs and lowest among those holding operational jobs.
3. Major Command Differences: There were substantial differences in the jobs being performed and equipment being used among the five using major commands. The radar bomb scoring (RBS) mission was performed primarily within SAC, while the majority of the mobile site electronic warfare (EW) operations and microwave command guidance system (MCGS) operations were performed by TAC. AFSC exclusively operated and maintained the space ground link system (SGLS) antennas, and performed the research and development on new MCGSs. PACAF members performed a mobile site EW mission quite similar to that performed by TAC.
4. DAFSC and AFMS Patterns: A comparison of the tasks performed by skill level (DAFSC) and time in specialty (TAFMS) groups revealed a clear cut progression from technician to first-line supervisor and OJT trainer to that of workcenter supervisor.
5. CONUS/Overseas Patterns: CONUS personnel perform a diversity of missions and use a wide variety of equipment. Personnel overseas were assigned primarily to SAC and PACAF, and the majority were involved in radar bomb scoring (RBS), electronic countermeasures (ECM), and ground directed bombing (GDB) operations. The average overseas incumbent performed a broader job and had more experience both in the career ladder and in the Air Force than the average CONUS incumbent.
6. Comparison of AFR 39-1 Specialty Descriptions with Survey Data: The specialty descriptions were found to be technically accurate and complete as far as portraying the job performed

by personnel at stationary sites. However, tasks involving heavy construction, installation, support equipment operation, and maintenance tasks associated with mobile sites were not covered.

7. Comparison of the Specialty Training Standard (STS) with Survey Results: Overall, the STS was found to be an excellent general training document. The addition of a subparagraph to paragraph 14 was recommended to include the actual physical installation of radar sites.

8. Job Satisfaction: Compared to the normative figures derived from 1976 occupational survey data, both first enlistment and career 303X3 survey respondents fell well below the average on job satisfaction and perceived utilization of talents and training. ATC, TAC, and PACAF respondents were more satisfied with their jobs than SAC and AFSC personnel.

OCCUPATIONAL SURVEY REPORT
AUTOMATIC TRACKING RADAR CAREER LADDER
(AFSC 303X3)

INTRODUCTION

This is a report of an occupational survey of the Automatic Tracking Radar career ladder (AFSC 303X3) completed by the Occupational Survey Branch, USAF Occupational Measurement Center, during November 1977. The previous occupational survey of this career ladder was published in June 1973.

Since the last occupational survey was completed in 1973, the 303X3 career ladder has remained relatively stable. The only major change has been an increase in the number of 303X3 personnel performing the TAC mission and a corresponding decrease in the number performing the SAC mission. In the 1973 survey, 66 percent of the survey respondents were assigned to SAC and seven percent were assigned to TAC. In the present survey, 61 percent of the respondents are assigned to SAC and 23 percent to TAC.

This report describes: (1) development and administration of the survey instrument; (2) summaries of tasks performed by airmen grouped by skill level, experience level, and similarity of tasks performed; (3) comparisons with current career field structure documents; and (4) an analysis of incumbent's perceptions of their jobs.

INVENTORY DEVELOPMENT AND ADMINISTRATION

The data collection instrument for this occupational survey was USAF job inventory AFPT 90-303-252. Thorough research of career field publications and directives, personal interviews with 22 subject matter specialists at five bases, and written reviews from 52 experienced Automatic Tracking Radar personnel in the career ladder led to final development of the survey instrument, which consists of 878 task statements grouped under 18 duty headings.

During the period November 1976 through May 1977, consolidated base personnel offices in operational units worldwide administered the inventory booklets to 864 job incumbents holding DAFSCs 30333, 30353, and 30373, or 70 percent of the total assigned personnel. Thirty-five of the 331 9-skill

APPROVED FOR PUBLIC RELEASE; DISTRIBUTION UNLIMITED

level superintendents, or 11 percent of the total assigned, were also sampled. The percentage of superintendents sampled is small because the inventory was administered only to those 9-skill levels who directly supervised 303X3 personnel, or who had progressed up through the 303X3 career ladder.

Table 1 reflects the percentage distribution, by major command, of assigned personnel in the career ladder surveyed as of September 1977. Also reflected is the distribution by major command of incumbents making up the final survey sample. This sampling of career ladder members is considered to be an adequate and representative sample of the overall population.

TABLE 1
COMMAND REPRESENTATION OF SURVEY SAMPLE

| COMMAND | 30333/53/73 | | 30393 | |
|---------|---------------------|-------------------|---------------------|-------------------|
| | PERCENT OF ASSIGNED | PERCENT OF SAMPLE | PERCENT OF ASSIGNED | PERCENT OF SAMPLE |
| SAC | 59 | 61 | 9 | 54 |
| TAC | 26 | 23 | 10 | 26 |
| AFSC | 8 | 9 | 4 | 11 |
| ATC | 3 | 4 | 5 | - |
| PACAF | 2 | 2 | 1 | 3 |
| AFCS | 1 | 1 | 32 | 3 |
| USAFE | 1 | - | 5 | - |
| ADC | - | - | 28 | 3 |
| AAC | - | - | 5 | - |
| OTHER | - | - | - | - |
| TOTAL | 100 | 100 | 100 | 100 |

Total 30333/53/73 Assigned - 1229
Total 30333/53/73 Sampled - 864
Percent 30333/53/73 Sampled - 70%

Total 30393 Assigned - 331
Total 30393 Sampled - 35
Percent 30393 Sampled - 11%

GLOSSARY OF TERMS

The terms listed below are used frequently throughout this report. In order to simplify parts of the narrative, the abbreviations have frequently been used in place of the full term.

| | |
|------|-----------------------------------|
| EW | Electronic Warfare |
| RBS | Radar Bomb Scoring |
| ECM | Electronic Countermeasures |
| GDB | Ground Directed Bombing |
| SGLS | Space Ground Link System |
| MCGS | Microwave Command Guidance System |
| RPV | Remotely Piloted Vehicle |

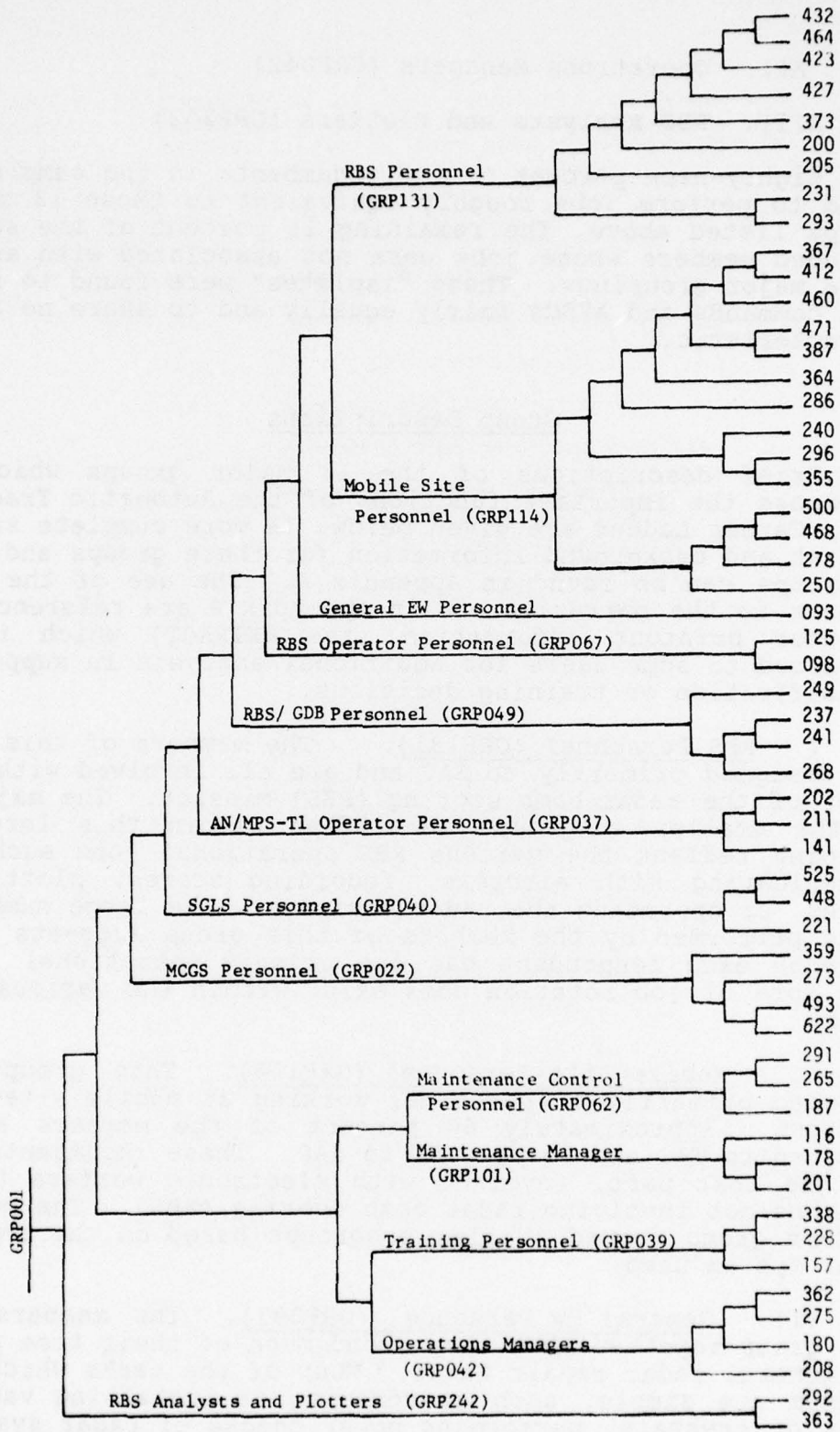
CAREER LADDER STRUCTURE

A key aspect of the occupational survey program is to examine the job structure of career ladders on the basis of what people are actually doing in the field, rather than on the basis of how official career ladder documents say it is structured. This analysis of actual job structure is made possible by the Comprehensive Occupational Data Analysis Programs (CODAP). By using CODAP, job functions are identified on the basis of the similarity in tasks performed and relative time-spent ratings. By utilizing the job structure as a starting point, it is possible to first describe the career ladder as it presently exists, and then, in turn, evaluate the pertinent career ladder documents such as AFR 39-1, Specialty Descriptions, and the Specialty Training Standard (STS). In addition, it is possible to formulate an understanding of current utilization patterns within the career ladder being surveyed.

Based on task similarity, the best division of the jobs performed in the Automatic Training Radar (AFSC 303X3) career ladder was determined to be that illustrated in Figure 1. Basically, 13 primary groups were identified. These were:

- I. Radar Bomb Scoring (RBS) Personnel (GRP131)
- II. Mobile Site Personnel (GRP114)
- III. General Electronic Warfare (EW) Personnel (GRP093)
- IV. RBS Operator Personnel (GRP067)
- V. Radar Bomb Scoring/Ground Directed Bombing (RBS/GDB) Personnel (GRP049)
- VI. AN/MPS-TI Operator Personnel (GRP037)
- VII. Space Ground Link System (SGLS) Personnel (GRP040)
- VIII. Microwave Command Guidance System (MCGS) Personnel (GRP022)
- IX. Maintenance Control Personnel (GRP062)
- X. Maintenance Managers (GRP101)
- XI. Training Personnel (GRP039)

FIGURE 1



XII. Operations Managers (GRP042)

XIII. RBS Analysts and Plotters (GRP242)

Eighty-nine percent of the incumbents in the sample were found to perform jobs roughly equivalent to those 13 major groups listed above. The remaining 11 percent of the sample included members whose jobs were not associated with any of these major groupings. These "isolates" were found to represent commands and AFSCs fairly equally and to share no common characteristic.

Group Descriptions

Brief descriptions of the 13 major groups which encompass the important functions of the Automatic Tracking Radar Career Ladder are given below. A more complete summary of task and background information for these groups and their subgroups can be found in Appendix A. The use of the GRP members in the narrative and in Appendix A are references to computer printout information (the EXTRACT) which is forwarded to some users for additional analysis in support of classification or training decisions.

I. RBS Personnel (GRP131). The members of this group are assigned primarily to SAC and are all involved with some facet of the radar bomb scoring (RBS) mission. The majority of the smaller subgroups identified within this large grouping reflect the various RBS operational jobs such as communicating with aircrews, recording scores, plotting scores, or operating the radar equipment. The large number of tasks performed by the members of this group suggests that although each respondent has one primary operational job, some form of job rotation does exist within the various work areas.

II. Mobile Site Personnel (GRP114). This group is composed primarily of personnel working at mobile site-duty stations. Approximately 60 percent of the members are assigned to TAC and 30 percent to SAC. These incumbents are, for the most part, involved with electronic warfare (EW) missions not involving radar bomb scoring (RBS). The members of this group formed smaller subgroups based on the type of radar system used.

III. General EW Personnel (GRP093). The members of this group reported that they spend much of their time performing general radar repair tasks. Most of the tasks which they perform are simple, such as removing or installing vacuum tubes or crystals, performing power checks of radar systems,

removing or installing components such as resistors or transistors by soldering techniques, removing or installing klystrons or magnetrons, adjusting magnetron frequencies, and performing synchronizer checks. In addition, they spend a substantial percentage of their time painting buildings, changing light bulbs and fuses, cleaning vans, and driving government vehicles. Based on the type of tasks performed, it could be expected that job satisfaction would be low for these members. However, job satisfaction data reflect that only 39 percent of the members felt that the job they were performing was dull or so-so.

IV. RBS Operator Personnel (GRP067). The RBS operators in this group differ from the RBS operators in the RBS Personnel group (GRP131) in that these members perform a limited number of strictly radar operator tasks. These members primarily monitor the radar indicators and perform I-band search and lock-on procedures.

V. RBS/GDB Personnel (GRP049). The members of this group appear to differ from the previous RBS groups in that more of these members perform ground-directed bombing (GDB). They also perform fewer tasks. Approximately 25 percent of the members held only a 30333 DAFSC, and over 85 percent were in their first enlistment.

VI. AN/MPS-TI Operator Personnel (GRP037). Although two-thirds of the mobile AN/MPS-TI radar personnel were contained within the Mobile Site Personnel Group (GRP114), three small AN/MPS-TI operator subgroups formed this separate group. They differ from the previous AN/MPS-TI operator group (GRP468) in that they perform a limited number of tasks, and report that they find their job much less interesting than the first group.

VII. SGLS Personnel (GRP040). These incumbents are all assigned to AFSC. Their mission does not involve maintenance and operation of standard Autotracking Radar Systems like that of the previous groups described. Rather, they are involved primarily with satellite tracking systems. Overall, less than half of the respondents found their job interesting. However, some of this job dissatisfaction may be a result of turmoil caused by the conversion of the 303X3 SGLS technicians to the 316X3 Instrumentation career ladder.

VIII. MCGS Personnel (GRP022). The Microwave Command Guidance System (MCGS) mission is also out of the mainstream of the Autotracking Radar career ladder in that it involves a specialized Autotracking Radar System. Approximately two-thirds of the members of this group were assigned to TAC and one-third to AFSC. Much of their work involves research

and development of new MCGS equipment. These personnel are involved primarily in the operation and tracking of remotely-piloted vehicles (RPVs). Approximately one-fifth of the members are airborne radar operators.

IX. Maintenance Control Personnel (GRP062). These members schedule maintenance activities, update status boards and charts, and insure that the correct maintenance procedures are performed and properly documented.

X. Maintenance Managers (GRP101). The members of this group are primarily DAFSC 30373 and 30393 personnel who are either quality control inspectors, workcenter supervisors, or maintenance supervisors.

XI. Training Personnel (GRP039). These personnel are primarily Autotracking Radar technicians assigned to either ATC or SAC. The ATC members are formal instructors or instructor supervisors assigned to the technical school at Keesler AFB. The SAC personnel are training control supervisors who direct site training or educational programs.

XII. Operations Managers (GRP042). This group is comprised almost exclusively of SAC personnel. The jobs within this group are primarily concerned with supervising operations such as a shift supervisor or NCOIC of operations. However, there is a small group of individuals who review and analyze mission printouts. The job is primarily one of evaluating mission performance and seeking methods for improving operational procedures.

XIII. RBS Analysts and Plotters (GRP242). This group is composed of two subgroups of personnel assigned to SAC who perform an extremely small number of tasks. One subgroup performs operations analyses similar to the subgroup just described in the Operations Managers above (GRP042). This subgroup, however, performs approximately half as many tasks as the members of that subgroup. The second subgroup performs a very limited number of RBS mission plotting tasks.

Operations Versus Maintenance Job Types

Figure 2 illustrates the relative size of each of the job groups discussed above within the overall career ladder in terms of percent members involved. Those job groups involving radar bomb scoring (RBS), ground directed bombing (GDB), and electronic countermeasures (ECM) missions have been grouped as being either an operations, maintenance, or mobility (involving both operations and maintenance) job. As shown, operations personnel comprise the largest chunk of the

career ladder, with 35 percent of the members being assigned to related functions. Operations personnel were found to be the least satisfied in terms of job interest. Maintenance personnel showed the highest job interest. More complete summaries of job interest and utilization of talents and training for these groupings can be found in Appendix C.


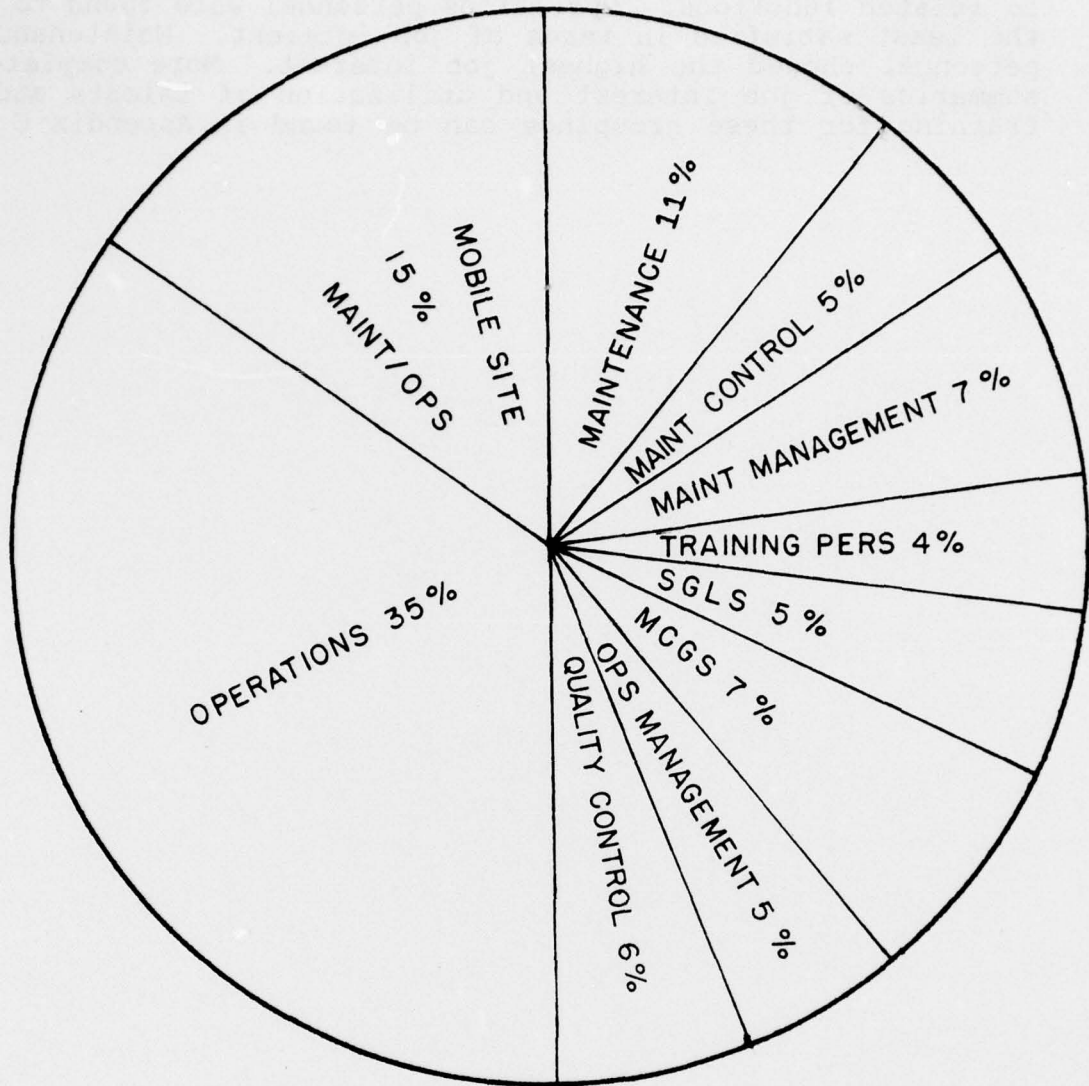


FIGURE 2



ANALYSIS OF MAJOR COMMAND GROUPS

In conjunction with examining the job structure of the Automatic Tracking radar career ladder as identified in the last section, the various missions performed by the major commands were also examined. By and large, substantial differences were found in the jobs being performed and the equipment being used across the various commands. Table 2 reflects the percent time spent on the various duty functions for the major commands involved.

Personnel assigned to SAC are primarily involved in ECM and RBS operations and equipment maintenance. These two operations are performed in sequence, ECM first as the aircraft approaches the radar site, then upon a signal from the radar site, the RBS run is initiated. A technician assigned to the site is usually equally qualified in ECM and RBS, and can be assigned to various positions in either operation. A small percentage of the SAC personnel indicated they were involved in GDB operations, in which the ground site personnel designate the aircraft approach and targets.

Approximately 35 percent of the TAC Autotracking technicians indicated they were stationed at mobile sites. TAC personnel perform primarily EW operations and MCGS operations and maintenance. A group of the MCGS technicians assigned to Davis-Monthan AFB, AZ are airborne radar operators and possess the A prefix on their DAFSC. A small percentage of the TAC respondents indicated they were also involved with GDB operations.

Approximately 45 percent of the AFSC Autotracking technicians were performing operator and/or maintenance functions on either the 46-foot or 60-foot SGLS antennas. These particular satellite operations are being taken over by the 316X3 Instrumentation technicians and within the next 18 to 24 months all of the 303X3 Autotracking technicians now working in this area will either retire or be converted over to the 316X3 Instrumentation Air Force specialty. Because the SGLS signal is smaller than other radar signals and is tracked from a much greater distance, a large number of pieces of equipment and test equipment are used for precision measurement.

Another 20 percent of the AFSC survey respondents indicated they worked in the area of MCGS operations and maintenance. Several others indicated they worked in research and development, multiple drone control operations, or were airborne radar operators. They differ from the TAC MCGS operations in that the equipment is still in the research and development stage. These personnel acquire the equipment from the con-

tractor and thoroughly test new models before the equipment is sent out to TAC operational units. Because the AFSC technicians are involved in testing airborne radar rather than in performing actual operational missions, they do not carry the A prefix on their DAFSC. They are, however, fully qualified operators.

The 30 Autotracking technicians within ATC were all assigned to the technical training program at Keesler AFB, MS as formal training instructors. They perform a limited number of tasks primarily in the areas of Training, and Evaluating and Inspecting.

The 20 PACAF Autotracking technicians indicated they were stationed primarily at mobile sites where they performed EW operations. These technicians performed many of the same tasks performed by the TAC personnel performing EW operations at mobile sites, but because they were involved only in EW operations, they performed a much smaller average number of tasks. With the exception of the ATC technicians, the PACAF members were the most senior and experienced technicians in the career field.

While many important differences were found between the various commands, Autotracking personnel in all commands perform over 100 tasks in common. Table 3 lists a representative sampling of these tasks. In addition to tasks related to general radar and site support functions, some radar bomb scoring (RBS), electronic countermeasures (ECM), and ground directed bombing (GDB) tasks were also included.

A more complete summary of task and background information for the major commands discussed above can be found in Appendix B.

TABLE 2
PERCENT TIME SPENT ON DUTIES BY MAJOR USING COMMANDS

| | SAC 303X0 (N=546) | TAC 303X0 (N=209) | AFSC 303X0 (N=82) | ATC 303X0 (N=30) | PACAF 303X0 (N=20) |
|---|-------------------------|-------------------------|-------------------------|------------------------|--------------------------|
| <u>SUPERVISORY AND ADMINISTRATIVE FUNCTIONS COMMON TO ALL SYSTEMS</u> | | | | | |
| A PLANNING AND ORGANIZING | 4 | 4 | 3 | 4 | 8 |
| B DIRECTING AND IMPLEMENTING | 8 | 10 | 8 | 11 | 13 |
| C EVALUATING AND INSPECTING | 7 | 8 | 7 | 14 | 11 |
| D TRAINING | 4 | 3 | 3 | 31 | 4 |
| E PREPARING AND MAINTAINING FORMS, RECORDS, AND REPORTS | <u>6</u> | <u>8</u> | <u>6</u> | <u>7</u> | <u>13</u> |
| SUBTOTAL | 29 | 33 | 27 | 67 | 40 |
| <u>GENERAL RADAR AND SITE SUPPORT FUNCTIONS COMMON TO ALL SYSTEMS</u> | | | | | |
| F PERFORMING GENERAL RADAR REPAIR TASKS | 13 | 16 | 19 | 3 | 18 |
| G PERFORMING SITE INSTALLATION AND MOVING FUNCTIONS | 1 | 3 | 1 | - | 6 |
| H PERFORMING SUPPORT FUNCTIONS | <u>4</u> | <u>9</u> | <u>6</u> | <u>2</u> | <u>8</u> |
| SUBTOTAL | 18 | 28 | 26 | 5 | 32 |
| <u>RBS, ECM, AND GDB FUNCTIONS</u> | | | | | |
| I PERFORMING RBS, ECM, AND GDB OPERATOR FUNCTIONS | 36 | 16 | 7 | 10 | 10 |
| J ISOLATING MALFUNCTIONS IN RADAR EQUIPMENT | 6 | 4 | 2 | 4 | 2 |
| K AI TRAINING AND ADJUSTING RADAR EQUIPMENT | <u>11</u> | <u>8</u> | <u>4</u> | <u>8</u> | <u>7</u> |
| SUBTOTAL | 53 | 28 | 13 | 22 | 19 |

TABLE 2 (CONTINUED)
 PERCENT TIME SPENT ON DUTIES BY MAJOR USING COMMANDS

| | SAC 303X0 (N=546) | TAC 303X0 (N=209) | AFSC 303X0 (N=82) | ATC 303X0 (N=30) | PACAF 303X0 (N=20) |
|---|-------------------------|-------------------------|-------------------------|------------------------|--------------------------|
| <u>MCGS FUNCTIONS</u> | | | | | |
| L PERFORMING MCGS AIRBORNE RADAR TECHNICIAN (ART) OPERATIONS | 1 | - | 1 | - | - |
| M PERFORMING MCGS EQUIPMENT AIRBORNE OPERATIONS | - | - | 1 | - | - |
| N PERFORMING MCGS EQUIPMENT CHECKS AND OPERATION | 1 | - | 4 | 5 | 3 |
| O ALIGNING AND ADJUSTING MCGS EQUIPMENT | - | - | 2 | 4 | 2 |
| P ISOLATING MALFUNCTIONS IN MCGS EQUIPMENT | - | - | 2 | 3 | 1 |
| Q REMOVING AND INSTALLING MCGS EQUIPMENT | - | 1 | 1 | 1 | - |
| SUBTOTAL | - | 11 | 13 | 6 | - |
| <u>SGLS FUNCTIONS</u> | | | | | |
| R PERFORMING SGLS OPERATOR AND MAINTENANCE FUNCTIONS | - | - | 21 | - | - |
| SUBTOTAL | - | - | 21 | - | - |
| TOTAL | 100 | 100 | 100 | 100 | 100 |

TABLE 3

REPRESENTATIVE OPERATOR AND MAINTENANCE TASKS COMMON TO
MOST OF THE AUTOTRACKING EQUIPMENT SYSTEMS
(PERCENT MEMBERS PERFORMING)

| TASK | SAC 303X3 (N=546) | TAC 303X3 (N=209) | AFSC 303X3 (N=82) | PACAF 303X3 (N=20) |
|--|-------------------------|-------------------------|-------------------------|--------------------------|
| F16 INSTALL OR REMOVE COMPONENTS ON CHASSIS | 49 | 57 | 66 | 60 |
| F26 PERFORM POWER CHECKS OF RADAR SYSTEMS | 61 | 67 | 52 | 60 |
| F45 REMOVE OR INSTALL VACUUM TUBES OR CRYSTALS | 59 | 61 | 52 | 60 |
| G16 LEVEL SHELTERS OR VANS | 45 | 56 | 23 | 45 |
| H21 PERFORM CORROSION CONTROL ON GROUND BASED ELECTRONIC EQUIPMENT, ELECTRONIC EQUIPMENT VANS, OR HOUSING VANS | 54 | 59 | 37 | 60 |
| I58 PERFORM AUTOMATIC FREQUENCY CONTROL (AFC) CHECKS | 38 | 43 | 11 | 40 |
| I98 PERFORM OPERATIONAL CHECKS OF AZIMUTH, ELEVATION, OR RANGE AUTOMATIC TRACKING CIRCUITS | 37 | 38 | 13 | 35 |
| J3 ISOLATE MALFUNCTIONS IN AZIMUTH OR ELEVATION ANGLE DETECTION CIRCUITRY | 33 | 33 | 12 | 15 |
| K7 ADJUST MAGNETRON FREQUENCIES | 49 | 50 | 23 | 45 |
| K73 PERFORM SERVO ACCURACY CHECKS | 28 | 22 | 12 | 25 |

ANALYSIS OF DAFSC AND AFMS GROUPS

Table 4 presents the percent time spent by each skill level on tasks within each of the 18 duty headings of the inventory. In general, time spent on tasks involved with general radar and site support functions (Duties F-H) and RBS, ECM, and GDB functions (Duties I-K) decreased as incumbents progressed from the 5-skill level to the 7-skill level. Conversely, as the incumbents spent less time on these technical functions, the time spent on supervisory functions (Duties A-D) increased from 19 percent of the time at the 5-skill level to 66 percent at the 7-skill level.

Skill Level Groups

The general tasks performed by most 5-skill level survey incumbents involved the cleaning, lubricating, and corrosion control of equipment and facilities, performance of equipment checks, and installation of equipment components. The 5-skill level job was found to be much broader than that of other skill levels. This was evidenced by the fact that 5-skill level incumbents performed an average of 107 tasks as compared to an average of 87 tasks for 7-skill level personnel and only an average of 77 tasks for 9-skill level superintendents.

Most 7-skill level technicians were primarily acting as first-line supervisors. Approximately 60 percent of the 7-skill level survey respondents were in supervisory positions. A large percentage of the 7-skill level's job time was devoted to conducting the workcenter's OJT program for personnel in OJT upgrading programs. General tasks performed by members of this skill level included writing APRs, counseling younger airmen, maintaining personnel training records, and conducting or participating in staff meetings. Table 5 presents those tasks which best differentiate between the 5- and 7-skill level personnel.

Most 9-skill level superintendents were workcenter supervisors. Approximately 90 percent indicated that they directly supervised four to five subordinates. A large percentage of their time was spent evaluating the requirements of the unit, inspecting its facilities, and evaluating section reports. They established the unit's policies and procedures, and took care of the unit's long-term planning and scheduling. They also spent a fairly large amount of time coordinating with other agencies on operational activities, equipment repairs, and cannibalization of parts. Table 6 lists those tasks which best differentiate between 7-skill level technicians and 9-skill level superintendents.

TABLE 4

PERCENT TIME SPENT ON DUTIES BY DAFSC GROUPS

| | DAFSC 30353 (N=586) | DAFSC 30373 (N=210) | DAFSC 30393 (N=35) |
|---|---------------------------|---------------------------|--------------------------|
| <u>SUPERVISORY AND ADMINISTRATIVE FUNCTIONS COMMON TO ALL SYSTEMS</u> | | | |
| A PLANNING AND ORGANIZING | 2 | 8 | 15 |
| B DIRECTING AND IMPLEMENTING | 5 | 18 | 29 |
| C EVALUATING AND INSPECTING | 4 | 18 | 26 |
| D TRAINING | 3 | 10 | 8 |
| E PREPARING AND MAINTAINING FORMS, RECORDS, AND REPORTS | 5 | 12 | 14 |
| SUBTOTAL | 19 | 66 | 92 |
| <u>GENERAL RADAR AND SITE SUPPORT FUNCTIONS COMMON TO ALL SYSTEMS</u> | | | |
| F PERFORMING GENERAL RADAR REPAIR TASKS | 16 | 6 | - |
| G PERFORMING SITE INSTALLATION AND MOVING FUNCTIONS | 2 | 1 | 1 |
| H PERFORMING SUPPORT FUNCTIONS | 6 | 3 | 3 |
| SUBTOTAL | 24 | 10 | 4 |
| <u>RBS, ECM, AND GDB FUNCTIONS</u> | | | |
| I PERFORMING RBS, ECM, AND GDB OPERATOR FUNCTIONS | 33 | 9 | 2 |
| J ISOLATING MALFUNCTIONS IN RADAR EQUIPMENT | 6 | 4 | - |
| K ALIGNING AND ADJUSTING RADAR EQUIPMENT | 12 | 5 | - |
| SUBTOTAL | 51 | 18 | 2 |

TABLE 4 (CONTINUED)

PERCENT TIME SPENT ON DUTIES BY DAFSC GROUPS

| | DAFSC 30353 (N=586) | DAFSC 30373 (N=210) | DAFSC 30393 (N=35) |
|--|---------------------------|---------------------------|--------------------------|
| <u>MCGS FUNCTIONS</u> | | | |
| L PERFORMING MCGS AIRBORNE RADAR TECHNICIAN (ART) OPERATIONS | - | - | 1 |
| M PERFORMING MCGS EQUIPMENT AIRBORNE OPERATIONS | - | - | 1 |
| N PERFORMING MCGS EQUIPMENT CHECKS AND OPERATIONS | 2 | 2 | - |
| O ALIGNING AND ADJUSTING MCGS EQUIPMENT | 1 | 1 | - |
| P ISOLATING MALFUNCTIONS IN MCGS EQUIPMENT | 1 | 1 | - |
| Q REMOVING AND INSTALLING MCGS EQUIPMENT | - | 1 | - |
| SUBTOTAL | 4 | 5 | 2 |
| <u>SGLS FUNCTIONS</u> | | | |
| R PERFORMING SGLS OPERATOR AND MAINTENANCE FUNCTIONS | 2 | 1 | - |
| SUBTOTAL | 2 | 1 | - |
| TOTAL | 100 | 100 | 100 |

TABLE 5

TASKS WHICH MOST CLEARLY DIFFERENTIATE BETWEEN
5- AND 7-SKILL LEVEL 303X3 PERSONNEL
(PERCENT MEMBERS PERFORMING)

| TASK | DAFSC 30353 | DAFSC 30373 | DIFFERENCE |
|---|----------------|----------------|------------|
| F5 CLEAN VANS, SHELTERS, OR INTERCONNECTING BUILDINGS | 73 | 30 | +43 |
| F4 CLEAN RADAR CHASSIS | 68 | 27 | +41 |
| F2 CLEAN OR REPLACE EXTERNAL AIR FILTERS | 68 | 27 | +41 |
| F40 REMOVE OR INSTALL MINOR HARDWARE SUCH AS BULBS OR FUSES | 75 | 34 | +41 |
| F3 CLEAN OR REPLACE INTERNAL DUST OR MOISTURE FILTERS | 61 | 22 | +39 |
| F34 REMOVE OR INSTALL COMPONENTS SUCH AS RESISTORS, CAPACITORS, OR TRANSISTORS BY SOLDERING TECHNIQUES | 70 | 34 | +36 |
| I60 PERFORM AUTOMATIC TRACKING RADAR EQUIPMENT CLEANING OR LUBRICATING FUNCTIONS | 51 | 15 | +36 |
| F45 REMOVE OR INSTALL VACUUM TUBES OR CRYSTALS | 69 | 33 | +36 |
| F20 LUBRICATE MECHANICAL BEARING SURFACES | 58 | 23 | +35 |
| H20 PERFORM AREA BEAUTIFICATION | 66 | 32 | +34 |
| F26 PERFORM POWER CHECKS OF RADAR SYSTEMS | 71 | 37 | +34 |
| B4 COUNSEL PERSONNEL ON PERSONAL OR MILITARY RELATED PROBLEMS | 15 | 59 | -44 |
| E26 WRITE AIRMAN PERFORMANCE REPORTS (APR) | 17 | 61 | -44 |
| A1 CONDUCT OR PARTICIPATE IN STAFF MEETINGS | 15 | 58 | -43 |
| B3 CONDUCT SUPERVISORY ORIENTATIONS OF NEWLY ASSIGNED PERSONNEL | 11 | 53 | -42 |
| D18 PREPARE OR UPDATE PERSONNEL TRAINING RECORDS | 24 | 65 | -41 |
| D7 COUNSEL INDIVIDUALS ON TRAINING PROGRESS | 17 | 57 | -40 |
| D20 REVIEW TRAINING STATUS OF INDIVIDUALS | 14 | 51 | -37 |
| B44 SUPERVISE AUTOMATIC TRACKING RADAR TECHNICIANS, AFSC 30373 | 3 | 39 | -36 |
| B43 SUPERVISE AUTOMATIC TRACKING RADAR REPAIRMAN, AFSC 30353 | 20 | 54 | -34 |

TABLE 6

TASKS WHICH MOST CLEARLY DIFFERENTIATE BETWEEN
7- AND 9-SKILL LEVEL 303X3 PERSONNEL
(PERCENT MEMBERS PERFORMING)

| TASK | DAFSC 30373 | DAFSC 30393 | DIFFERENCE |
|---|----------------|----------------|------------|
| A8 DRAFT ORGANIZATIONAL POLICIES | 15 | 69 | -54 |
| A7 DRAFT LOCAL DIRECTIVES OR OPERATIONAL PROCEDURES | 35 | 88 | -53 |
| B1 ASSIGN PERSONNEL TO DUTY POSITIONS | 40 | 89 | -49 |
| C29 EVALUATE WORK SCHEDULES | 24 | 72 | -48 |
| B46 SUPERVISE MILITARY PERSONNEL OTHER THAN AFS 303X3 | 17 | 63 | -46 |
| C9 EVALUATE LOCAL OPERATING PROCEDURES | 32 | 77 | -45 |
| B36 SCHEDULE LEAVES OR PASSES | 38 | 83 | -45 |
| B31 INITIATE PERSONNEL ACTIONS | 24 | 68 | -44 |
| C28 EVALUATE WORK METHODS OR WORK DISTRIBUTION | 25 | 69 | -44 |
| A2 COORDINATE OVERHAUL OF AUTOMATIC TRACKING SYSTEMS EQUIPMENT WITH OTHER SECTIONS OR AGENCIES | 21 | 63 | -42 |
| A14 EVALUATE UNIT TRAINING NEEDS | 32 | 74 | -42 |
| C8 EVALUATE INSPECTION REPORTS | 36 | 77 | -41 |
| E3 DISTRIBUTE CORRESPONDENCE, TECHNICAL INFORMATION, OR DIRECTIVES | 30 | 71 | -41 |
| A16 PLAN EQUIPMENT REPLACEMENT, REPAIRS, OR DISPOSAL | 22 | 63 | -41 |
| A4 COORDINATE OPERATIONAL ACTIVITIES WITH OTHER SECTIONS OR AGENCIES | 25 | 66 | -41 |
| B44 SUPERVISE AUTOMATIC TRACKING RADAR TECHNICIANS, AFSC 30373 | 40 | 80 | -40 |
| C34 INSPECT FACILITIES | 35 | 74 | -39 |
| C12 EVALUATE MAINTENANCE PRODUCTION REPORTS | 21 | 60 | -39 |
| C23 EVALUATE SUGGESTIONS OR COMPLAINTS | 30 | 69 | -39 |
| E4 DRAFT OR EDIT CORRESPONDENCE | 35 | 74 | -39 |

AFMS Groups

The trends found across DAFSC groups were also found when examining enlistment groups. Supervisory tasks showed an increasing amount of time spent as time in service increased while performance of operator functions, alignment of equipment, general radar repair, and support functions all showed a steady decline. The percent time spent isolating malfunctions remained fairly constant for the first three enlistment periods before decreasing during the fourth enlistment period.

In general, noticeable changes were found to occur after the first, third, and fifth enlistment periods. After the first enlistment period, members tend to become involved quickly with training and first line supervisory duties. Time spent in these areas increases from 12 percent to 30 percent at the second enlistment point. After the third enlistment period, incumbents tend to become primarily supervisors and the time spent performing technical tasks decreases sharply. After the fifth enlistment period, incumbents become workcenter supervisors.

In summary, the analysis across DAFSC groups and AFMS groups reflects a clear career progression from technician to first line supervisor and OJT trainer to workcenter supervisor.

ANALYSIS OF CONUS/OVERSEAS GROUPS

Differences in the jobs performed by CONUS members holding the 30353 DAFSC and overseas members holding the same DAFSC are associated primarily with major command differences. As reflected in the ANALYSIS OF MAJOR COMMAND GROUPS section of this report, CONUS members performed a diversity of missions and used a wide variety of pieces of equipment and test equipment. The average number of tasks performed by CONUS personnel was 103 tasks as compared to 161 tasks performed by overseas members.

Overseas personnel holding DAFSC 30353 were assigned primarily to SAC, with a small number assigned to PACAF and TAC. The vast majority of the overseas members were involved in RBS, ECM, and GDB operations. Of the 23 tasks which most clearly differentiated overseas personnel from CONUS, 20 were RBS, ECM, or GDB tasks (See Table 7). The remaining three tasks were in the areas of general radar and site support functions common to all systems. These tasks were also performed by a larger percentage of overseas personnel.

Overseas bases performed no MCGS, SGLS, or formal training missions, and a very small number of their personnel were stationed at mobile sites. For this reason, a limited number of different types of equipment and test equipment were used. In fact, the only piece of test equipment used by more than one or two members was the AN/PSM-6 test set.

Overseas 5-skill level personnel were considerably more experienced, having on the average 28 more months in the career ladder and 36 more months TAFMS than the CONUS members. There are several reasons for this. The overseas operation is more independent. Experienced technicians cannot be dispatched to troubleshoot or repair equipment as easily as they can within the CONUS. There are fewer facilities in which to OJT the less experienced technicians overseas. Several of the overseas units are operated not only for the United States, but also for other countries such as Germany or France.

TABLE 7

TASKS WHICH MOST CLEARLY DIFFERENTIATE BETWEEN CONUS AND OVERSEAS
PERSONNEL HOLDING DAFSC 30353
(PERCENT MEMBERS PERFORMING)

| TASK | CONUS (N=529) | OVERSEAS (N=53) | DIFFERENCE |
|--|------------------|--------------------|------------|
| H17 OPERATE OR PERFORM OPERATOR MAINTENANCE ON DIESEL GENERATORS | 17 | 56 | -39 |
| I99 PERFORM OPERATIONAL CHECKS OF COMMUNICATOR RADIOS | 17 | 56 | -39 |
| G17 PERFORM SITE FLY-IN VERIFICATIONS | 8 | 47 | -39 |
| I24 CONFIRM RBS SCORES WITH RECORDERS | 22 | 60 | -38 |
| I166 SIGN ON COMMUNICATOR TAPE RECORDERS | 14 | 51 | -37 |
| J28 ISOLATE MALFUNCTION IN RBS RADAR INTERMEDIATE FREQUENCY (IF) AMPLIFIERS | 23 | 60 | -37 |
| J32 ISOLATE MALFUNCTIONS IN RBS RANGE COMPUTER CIRCUITRY | 22 | 59 | -37 |
| F23 OPERATE SUPPORT EQUIPMENT (AGE) | 40 | 77 | -37 |
| J30 ISOLATE MALFUNCTIONS IN RBS RADAR POWER SUPPLY CIRCUITS | 24 | 60 | -36 |
| I159 RELAY, CONFIRM, OR REVIEW RBS PRE-MISSION RUN INFORMATION SUCH AS TARGETS, IP, OR RUN TYPES | 23 | 59 | -36 |
| I42 MARK OR MEASURE GROUND SPEED ON PLOTTING PAPER | 24 | 60 | -36 |
| I167 STAMP OR FOLD SCORED PLOTTING PAPER | 23 | 59 | -36 |
| I152 RECEIVE OR RECORD TRANSMITTED MISSION DETAILS FROM AIRCREWS | 15 | 51 | -36 |
| I78 PERFORM ELEVATION MOTOR PROTECTIVE CIRCUIT OR LIMIT SWITCH CHECKS | 21 | 57 | -36 |
| I91 PERFORM MODULATOR CHECKS | 29 | 64 | -35 |
| I23 CONFIRM ECM SCORES WITH ECM POSITIONS | 20 | 55 | -35 |
| I83 PERFORM I BAND RADAR SEARCH OR LOCK-ON PROCEDURES | 20 | 55 | -35 |
| I150 POSITION RADAR ANTENNAS AFTER OPERATIONS | 27 | 62 | -35 |
| I149 PLOT RBS MISSION RUN INFORMATION ON PLOTTING BOARDS | 16 | 51 | -35 |
| I101 PERFORM OPERATIONAL CHECKS OF INTERCOM SYSTEMS | 24 | 58 | -34 |
| J26 ISOLATE MALFUNCTIONS IN RBS AGC UNITS | 24 | 58 | -34 |
| I7 ADVISE OTHER SCORING CREW POSITIONS OF AUTOMATIC RADAR LOCK ON | 24 | 58 | -34 |
| K52 ALIGN OR ADJUST RBS RECORDING DEVICES SUCH AS COMPASSATORS OR BRUSHGRAPHS | 18 | 51 | -33 |

ANALYSIS OF TASK DIFFICULTY

From a listing of airmen identified for the AFS 303X3 job survey, 121 incumbents in the 7- and 9-skill levels from various commands and locations were selected for rating task difficulty. Tasks were rated on a seven-point scale from very-much-below average to very-much-above average difficulty, with difficulty defined as the length of time it takes an average incumbent to learn to do the task. Interrater agreement among the 51 raters, who returned booklets, was .93. Ratings were adjusted so that tasks of average difficulty have ratings of 5.00.

Of the 478 tasks rated 5.00 or above in difficulty, only 23 were performed by 25 percent or more of the survey respondents. These tasks are presented in Table 8. The most notable trend among the 478 tasks was that over one-quarter of the tasks involved isolating equipment malfunctions. Interestingly, MCGS and SGLS tasks (Duties L through R), which were performed by only approximately six percent of the respondents, were rated as quite difficult. Supervisory tasks (Duties A through C), as well as a number of the Training tasks (Duty D), were also rated among the most difficult. The Alignment and Adjustment of Equipment (Duties K and O) were rated only slightly above average in difficulty.

Of the 400 tasks rated below 5.00 in difficulty, 18 were performed by 45 percent or more of the survey respondents. These are presented in Table 9. The least difficult tasks appear to be related to the General Installation, Upkeep, and Repair of Equipment (Duties F, G, and H) and the RBS/ECM/GDB communicator's and mission plotter's jobs (Duty I). The performance of pre-operational checks (also Duty I) and airborne radar operations (Duty L) were rated slightly below average in difficulty.

TABLE 8

TASKS RATED ABOVE 5.00 IN DIFFICULTY WHICH WERE PERFORMED BY
25 PERCENT OR MORE OF THE SURVEY RESPONDENTS

| TASKS | DIFFICULTY INDEX | PERCENT MEMBERS PERFORMING |
|-------|------------------|----------------------------|
| E26 | 6.3 | 29 |
| J47 | | |
| B18 | 6.1 | 25 |
| J40 | 6.0 | 27 |
| B4 | 5.9 | 36 |
| F27 | 5.9 | 28 |
| J3 | 5.8 | 26 |
| J38 | 5.8 | 30 |
| B42 | 5.7 | 25 |
| F43 | 5.7 | 28 |
| K46 | 5.7 | 28 |
| D3 | 5.6 | 41 |
| C31 | 5.5 | 35 |
| B43 | 5.4 | 36 |
| K57 | 5.4 | 28 |
| J43 | 5.4 | 38 |
| F39 | 5.4 | 30 |
| K61 | 5.3 | 51 |
| D24 | 5.2 | 32 |
| D7 | 5.2 | 28 |
| K47 | 5.1 | 28 |
| K18 | 5.0 | 35 |
| D18 | 5.0 | 30 |
| | 5.0 | 34 |

TABLE 9

TASKS RATED BELOW 5.00 IN DIFFICULTY WHICH WERE PERFORMED BY
45 PERCENT OR MORE OF THE SURVEY RESPONDENTS

| TASKS | DIFFICULTY INDEX | PERCENT MEMBERS PERFORMING |
|--|------------------|----------------------------|
| F26 PERFORM POWER CHECKS OF RADAR SYSTEMS | 4.8 | 60 |
| K8 ADJUST OR PERFORM CHECKS OF RADAR OUTPUT POWER | 4.7 | 46 |
| K1 ADJUST ANTENNA SERVO SYSTEMS BALANCE | 4.6 | 46 |
| E7 PREPARE MAINTENANCE FORMS | 4.6 | 46 |
| K7 ADJUST MAGNETRON FREQUENCIES | 4.3 | 46 |
| F34 REMOVE OR INSTALL COMPONENTS SUCH AS RESISTORS, CAPACITORS, OR TRANSISTORS BY SOLDERING TECHNIQUES | 4.1 | 58 |
| F16 INSTALL OR REMOVE COMPONENTS ON CHASSIS | 3.9 | 51 |
| H21 PERFORM CORROSION CONTROL ON GROUND BASED ELECTRONIC EQUIPMENT, ELECTRONIC EQUIPMENT VANS, OR HOUSING VANS | 3.8 | 51 |
| F45 REMOVE OR INSTALL VACUUM TUBES OR CRYSTALS | 3.6 | 57 |
| H6 DRIVE SMALL GOVERNMENT VEHICLES SUCH AS PICKUPS OR PASSENGER VEHICLES | 2.8 | 50 |
| H19 PAINT EQUIPMENT OR FACILITIES | 2.6 | 52 |
| F20 LUBRICATE MECHANICAL BEARING SURFACES | 2.5 | 46 |
| F4 CLEAN RADAR CHASSIS | 2.2 | 55 |
| H20 PERFORM AREA BEAUTIFICATION | 1.9 | 55 |
| F3 CLEAN OR REPLACE INTERNAL DUST OR MOISTURE FILTERS | 1.9 | 49 |
| F40 REMOVE OR INSTALL MINOR HARDWARE SUCH AS BULBS OR FUSES | 1.8 | 62 |
| F5 CLEAN VANS, SHELTERS, OR INTERCONNECTING BUILDINGS | 1.7 | 60 |
| F2 CLEAN OR REPLACE EXTERNAL AIR FILTERS | 1.6 | 55 |

COMPARISON OF AFR 39-1 SPECIALTY DESCRIPTIONS
WITH SURVEY DATA

The AFR 39-1 Specialty Descriptions for the 30353/30333 AFSCs and the 30373 AFSC were compared against the survey data. Both specialty descriptions were technically accurate and complete as far as portraying the job performed by personnel at stationary sites. However, the heavy construction and installation tasks, and the support equipment operation and maintenance tasks associated with mobile sites were not covered.

The AFR 39-1 Specialty Description for the 30393 AFSC was also compared against the survey data, and found to cover all of the supervisory tasks performed by the 9-skill level survey respondents.

COMPARISON OF THE SPECIALTY TRAINING STANDARD (STS)
WITH SURVEY RESULTS

The current STS for AFSC 303X3, dated July 1976, covers the duties and tasks performed by the 3-, 5-, and 7-skill level Auto tracking Radar specialist/technician. Each of the STS subparagraphs containing task knowledge and performance requirements for the three skill levels were evaluated in terms of the percent performing related tasks. STS subparagraphs containing general information material or having only subject knowledge proficiency level requirements were not evaluated.

Overall, the STS appears to be an excellent general training document. All STS subparagraphs were consistent with the survey data, and all but one small area of inventory tasks could be matched to the STS. Unlike the AFR 39-1 specialty descriptions, the STS did include a paragraph on the installation of mobility sites: paragraph 14 C-E Planning and Installation and USAF C-E Programming and Policy Procedures. However, this paragraph contains subheadings pertaining only to planning policies and procedures. An additional subparagraph should be added to include the actual physical installation of the site.

SUMMARY OF BACKGROUND INFORMATION

In the background section of each inventory booklet, the survey respondent was asked to furnish specific information concerning his career background and his perceptual feelings about his current job. The following paragraphs summarize this information.

Method of Assignment

Seventy-four percent of the survey respondents entered the 303X3 career ladder by completing the resident technical training course at Keesler AFB, MS. Another nine percent retrained from another Air Force specialty. Ten percent of the survey respondents did not report how they entered the career ladder, and the remaining seven percent entered through various directed duty assignments.

Job Interest and Utilization of Talents and Training

Survey respondents were asked to rate their present job on three job satisfaction indices: how interesting they found the work, how well it utilized their talents, and how well it utilized their training. Compared to the normative figures derived from 1976 occupational survey data, both first enlistment and career 303X3 survey respondents fell well below the average on all three indices (See Table 10).

Job satisfaction comparisons were also made between CONUS and overseas respondents, and across respondents from the five major using commands. Differences were not found between CONUS and overseas respondents, but major differences were found among the five commands. The ATC instructors indicated the highest degree of job satisfaction. TAC and PACAF respondents indicated they were more satisfied with their jobs than were SAC and AFSC personnel (See Table 11). Since more TAC and PACAF respondents were involved in mobility operations, a logical assumption might be that respondents were more satisfied at mobility sites than at stationary sites. All survey respondents were grouped according to mobility versus stationary sites, and comparisons made. The data, shown in Table 12, reveals that this assumption is indeed true.

Reenlistment Intentions Compared To Actual Reenlistment Rates

Reenlistment intentions from the survey respondents and actual reenlistment rates for 303X3 personnel are reflected in Tables 13 and 14 respectively. Interestingly, the actual reenlistment rates were much higher than the reenlistment intentions expressed by survey respondents in the first-term, second-term, and career groups.

TABLE 10

JOB SATISFACTION INDICES COMPARED TO NORMATIVE GROUPS
(PERCENT MEMBERS RESPONDING)

| | 1st ENLIST COMPARISON | | CAREER COMPARISON | |
|--|-----------------------|--------------------------|----------------------------|---------------------------------|
| | 303X3 1st ENLIST | NORMATIVE* 1st ENLIST | 303X3 2nd-6th ENLIST | NORMATIVE* 2nd-6th ENLIST |
| I FIND MY JOB INTERESTING: | 53 | 65 | 62 | 80 |
| MY JOB UTILIZES MY TALENTS FAIRLY WELL OR BETTER: | 62 | 71 | 74 | 85 |
| MY JOB UTILIZES MY TRAINING FAIRLY WELL OR BETTER: | 59 | 79 | 62 | 83 |

* NORMATIVE PERCENTAGES ARE BASED ON RESPONSES FROM APPROXIMATELY 20,000 ENLISTED PERSONNEL SURVEYED IN 1976.

TABLE 11

JOB INTEREST, UTILIZATION OF TALENTS, AND UTILIZATION OF TRAINING
 BY CONUS/OVERSEAS GROUPS AND MAJOR USING COMMANDS
 (PERCENT MEMBERS PERFORMING)

| | CONUS 30350 N=529 | OVERSEAS 30350 N=53 | SAC N=546 | TAC N=209 | AFSC N=82 | ATC N=30 | PACAF N=20 |
|--|-------------------------|---------------------------|--------------|--------------|--------------|-------------|---------------|
| <u>JOB INTEREST</u> | | | | | | | |
| I FIND MY JOB: | | | | | | | |
| INTERESTING | 54 | 49 | 51 | 70 | 56 | 77 | 70 |
| <u>PERCEIVED UTILIZATION OF TALENTS</u> | | | | | | | |
| MY JOB UTILIZES MY TALENTS: | | | | | | | |
| FAIRLY WELL OR BETTER | 64 | 64 | 65 | 74 | 67 | 77 | 80 |
| <u>PERCEIVED UTILIZATION OF TRAINING</u> | | | | | | | |
| MY JOB UTILIZES MY TRAINING: | | | | | | | |
| FAIRLY WELL OR BETTER | 58 | 60 | 58 | 67 | 50 | 87 | 55 |

TABLE 12

JOB SATISFACTION INDICES BY MOBILITY VERSUS STATIONARY SITES
(PERCENT MEMBERS RESPONDING)

| | <u>MOBILITY SITES</u> N=102 | <u>STATIONARY SITES</u> N=805 |
|--|--------------------------------|----------------------------------|
| I FIND MY JOB INTERESTING: | 69 | 56 |
| MY JOB UTILIZES MY TALENTS FAIRLY WELL OR BETTER | 75 | 54 |
| MY JOB UTILIZES MY TRAINING FAIRLY WELL OR BETTER | 70 | 59 |

TABLE 13

REENLISTMENT INTENTIONS OF SURVEY SAMPLE
(PERCENT MEMBERS RESPONDING)

| | <u>FIRST-TERM</u> | <u>SECOND-TERM</u> | <u>CAREER</u> |
|----------------------|-------------------|--------------------|---------------|
| NO, OR PROBABLY NO | 56 | 34 | 26 |
| YES, OR PROBABLY YES | 34 | 46 | 58 |
| NO REPLY | 10 | 20 | 16 |

TABLE 14

ACTUAL REENLISTMENTS FOR 303X3 PERSONNEL
OCTOBER 1976 - JUNE 1977

| | <u>FIRST-TERM</u> | <u>SECOND-TERM</u> | <u>CAREER</u> |
|----------------------|-------------------|--------------------|---------------|
| ELIGIBLE TO REENLIST | 83 | 38 | 101 |
| ACTUALLY REENLISTED | 43 | 27 | 98 |
| REENLISTMENT RATE | 52% | 71% | 97% |

WRITE-IN COMMENTS

In the development of the survey instrument, every effort was made to include all duties and tasks performed by 303X3 personnel that were important to the accuracy and completeness of the survey; and to include all pieces of equipment and test equipment used in the performance of those duties and tasks. Due to the possibility of omissions in these areas, instructions for completing the inventory urged respondents to write in any duties, tasks, pieces of equipment or test equipment which were omitted.

In this survey, none of the write-ins contained significant duties or tasks which had been omitted. However, a large number of write-ins included test equipment and autotrack radar systems which had been omitted. Radar systems omitted included the AN/MPQ-10, AN/MPQ-10A, AN/GPG-79, and AN/FPS-16 systems. In addition, write-ins also indicated that the AN/APW-25 and AN/TPW-26 transporters, AN/TPW-1X and AN/TPW-2X equipment, and the Vitro 545-1 and Tasker Command Guidance Transmitters (CGTs) were not included. It is felt that omission of these systems and equipment had no serious impact on the final survey results. Inclusion of these items in the next survey of this career ladder is recommended.

COMPARISON TO PREVIOUS SURVEY

This survey's results have been compared to those of the previous survey of the Automatic Tracking Radar career ladder completed during June 1973. Those results were reported in Occupational Survey Report AFPT 90-303-805, dated 15 June 1973.

The results of this current survey mirror several of those in the previous report. In the 1973 report, 54 percent of the respondents were found to be performing strictly operator jobs. Job satisfaction was found to be lower for respondents performing operator jobs than for those performing maintenance jobs. A recommendation was made four years ago to split the career field into an operations AFSC and maintenance AFSC.

Recommendations were not made at that time to add certain mobile site construction and heavy equipment operation and maintenance tasks to the AFR 39-1 Specialty Descriptions and Specialty Training Standard. However, the increased percentage of 303X3 technicians assigned to TAC over the intervening four years has probably been a primary factor in increasing both the percentage of personnel performing these tasks and the percent time on these tasks.

DISCUSSION

1. Survey data reflect that 35 percent of the survey respondents were performing strictly operator jobs and that these respondents were less satisfied with their jobs than respondents in maintenance and mobile site operation/maintenance jobs. A similar operator/maintenance dichotomy was found in the jobs performed by 303X3 personnel responding to the previous survey. The third category that has recently emerged in the 303X3 field, mobile site operation/maintenance jobs, has come about primarily due to the increase in TAC personnel. A possible solution to the low job interest among SAC Autotracking personnel performing strictly operator jobs is to convert these specific job slots to a radar operator AFSC. This would avoid the problem of placing personnel with high AQE scores and extensive Autotracking Radar maintenance training in a job for which they are overqualified.
2. The AFR 39-1 Specialty Descriptions did not include tasks involving heavy construction and installation, as well as support equipment operation and maintenance associated with mobile sites. These tasks should be included in the next scheduled revision of these documents.
3. The Specialty Training Standard (STS) was found to be an excellent general training document. However, it is suggested that one small subparagraph be added to STS paragraph 14 to include the actual physical installation of radar sites.

APPENDIX A

TABLE A1

SUBGROUPS IDENTIFIED WITHIN THE MAJOR JOB GROUPS

I. RBS PERSONNEL (GRP131)

- A. RBS MISSION DATA RECORDERS/OPERATORS (GRP432)
- B. RBS MAINTENANCE TECHNICIANS (GRP464)
- C. RBS COMMUNICATORS (GRP423)
- D. RBS MISSION PLOTTERS/OPERATORS (GRP427)
- E. RBS OPERATOR TRAINEES (GRP373)
- F. AN/MPS-9 ECM OPERATORS (GRP200)
- G. AN/MPS-9 RBS OPERATORS (GRP205)
- H. RBS SUPERVISING MAINTENANCE TECHNICIANS (GRP231)
- I. RBS MAINTENANCE SUPERVISORS/OJT TRAINERS (GRP293)

II. MOBILE SITE PERSONNEL (GRP114)

- A. MOBILE SITE M-33 RADAR TECHNICIANS (GRP367)
- B. MOBILE SITE M-33 RADAR SUPERVISORS/OJT TRAINERS (GRP412)
- C. MOBILE SITE EW SIMULATOR TECHNICIANS (GRP460)
- D. MOBILE SITE AN/MPQ-T2 COMPUTER TECHNICIANS (GRP471)
- E. MOBILE SITE AN/MPQ-T2 RADAR TECHNICIANS (GRP387)
- F. MOBILE SITE MODULAR UNIT SPECIALISTS (GRP364)
- G. MOBILE SITE AN/TPB-1B GDB TECHNICIANS (GRP286)
- H. TAC MOBILE SITE MAINTENANCE SUPERVISORS/OJT TRAINERS (GRP240)
- I. MOBILE SITE OPERATIONS AND MAINTENANCE SUPERVISORY TECHNICIANS (GRP296)
- J. SAC MOBILE SITE MAINTENANCE SUPERVISORS/OJT TRAINERS (GRP355)
- K. AN/MPS-T1 CREW CHIEFS/OJT TRAINERS (GRP500)
- L. AN/MPS-T1 OPERATORS I (GRP468)
- M. AN/MPS-T1 OPERATOR TRAINEES (GRP278)
- N. AN/MPS-T1 MAINTENANCE TECHNICIANS (GRP250)

III. GENERAL EW PERSONNEL (GRP093)

IV. RBS OPERATOR PERSONNEL (GRP067)

- A. RBS OPERATORS (GRP125)
- B. AN/MSQ 77 RBS OPERATORS (GRP098)

V. RBS/GDB PERSONNEL (GRP049)

- A. GDB PLOTTING BOARD OPERATORS (GRP249)
- B. RBS MISSION DATA RECORDERS (GRP237)
- C. RBS OPERATORS/MISSION DATA PLOTTERS (GRP241)
- D. RBS COMMUNICATORS (GRP268)

TABLE A1 (CONTINUED)

SUBGROUPS IDENTIFIED WITHIN THE MAJOR JOB GROUPS

- VI. AN/MPS-T1 OPERATOR PERSONNEL (GRP037)
 - A. AN/MPS-T1 OPERATORS II (GRP202)
 - B. AN/MPS-T1 OPERATORS III (GRP211)
 - C. AN/MPS-T1 OPERATORS IV (GRP141)

- VII. SGLS PERSONNEL (GRP040)
 - A. SGLS 60-FOOT ANTENNA SUPERVISORS (GRP525)
 - B. SGLS 60-FOOT ANTENNA TECHNICIANS (GRP448)
 - C. SGLS 46-FOOT ANTENNA TECHNICIANS (GRP221)

- VIII. MCGS PERSONNEL (GRP022)
 - A. AIRBORNE RADAR OPERATORS (GRP359)
 - B. RPV TESTING PERSONNEL (GRP273)
 - C. MCGS MAINTENANCE TECHNICIANS (GRP493)
 - D. MCGS SUPERVISORS (GRP622)

- IX. MAINTENANCE CONTROL PERSONNEL (GRP062)
 - A. MAINTENANCE CONTROL SUPERVISORS (GRP291)
 - B. MAINTENANCE CONTROL SCHEDULERS (GRP265)
 - C. JOB CONTROLLERS (GRP187)

- X. MAINTENANCE MANAGERS (GRP101)
 - A. QUALITY CONTROL INSPECTORS (GRP116)
 - B. WORKCENTER SUPERVISORS (GRP178)
 - C. MAINTENANCE SUPERVISORS (GRP201)

- XI. TRAINING PERSONNEL (GRP039)
 - A. TRAINING CONTROL SUPERVISORS (GRP338)
 - B. FORMAL TECHNICAL TRAINING INSTRUCTORS (GRP228)
 - C. FORMAL TECHNICAL TRAINING SUPERVISORS (GRP157)

TABLE A1 (CONTINUED)

SUBGROUPS IDENTIFIED WITHIN THE MAJOR JOB GROUPS

XII. OPERATIONS MANAGERS (GRP042)

- A. MOBILE SITE OPERATIONS SHIFT SUPERVISORS (GRP362)
- B. OPERATIONS SHIFT SUPERVISORS (GRP275)
- C. NCOIC OPERATIONS (GRP180)
- D. OPERATIONS ANALYSTS I (GRP208)

XIII. RBS ANALYSTS AND PLOTTERS (GRP242)

- A. OPERATIONS ANALYSTS II (GRP292)
- B. RBS MISSION PLOTTERS (GRP363)

GROUP ID NUMBER AND TITLE: GRPl31 - RBS Personnel

NUMBER IN GROUP: 210

PERCENT OF SAMPLE: 23%

MAJOR COMMAND DISTRIBUTION: SAC (97%), ATC (1%), AFSC (1%), AFCS (1%)

LOCATION: CONUS (81%), OVERSEAS (19%)

DAFSC DISTRIBUTION: 30333 (5%), 30353 (81%), 30373 (13%), 30393 (1%)

AVERAGE GRADE: 4.2

AVERAGE TIME IN CAREER FIELD: 52 months

AVERAGE TIME IN SERVICE: 65 months

PERCENT MEMBERS IN FIRST ENLISTMENT: 51%

AVERAGE NUMBER OF PERSONNEL SUPERVISED: 1

EXPRESSED JOB INTEREST: DULL (19%), SO-SO (20%), INTERESTING (51%),
NOT REPORTED (10%)

PERCEIVED UTILIZATION OF TALENTS: LITTLE OR NOT AT ALL 31%
FAIRLY WELL OR BETTER 69%

PERCEIVED UTILIZATION OF TRAINING: LITTLE OR NOT AT ALL 30%
FAIRLY WELL OR BETTER 70%

AVERAGE NUMBER OF TASKS PERFORMED: 171

TIME SPENT ON DUTIES:

| <u>DUTY</u> | <u>AVERAGE TIME SPENT BY ALL MEMBERS</u> |
|---|--|
| I PERFORMING RADAR BOMB SCORING (RBS), ELECTRONIC COUNTERMEASURES (ECM), AND GROUND DIRECTED BOMBING (GDB) OPERATOR FUNCTIONS | 39 |
| K ALIGNING AND ADJUSTING RADAR EQUIPMENT | 19 |
| F PERFORMING GENERAL RADAR REPAIR TASKS | 14 |
| J ISOLATING MALFUNCTIONS IN RADAR EQUIPMENT | 12 |
| H PERFORMING SUPPORT FUNCTIONS | 4 |

GROUP DIFFERENTIATING TASKS:

TASKS:

I12 ANNOTATE OR INSPECT RANGE OR AZIMUTH OF TARGETS ON PLOTTING PAPER
I21 COMPUTE RADAR BOMB SCORING (RBS) MISSION SCORES
I159 RELAY, CONFIRM, OR REVIEW RBS PRE-MISSION RUN INFORMATION SUCH AS TARGETS,
IP, OR RUN TYPES
J32 ISOLATE MALFUNCTIONS IN RBS RANGE COMPUTER CIRCUITRY
K9 ADJUST PLOTTING BOARD LINEARITY
K50 ALIGN OR ADJUST RBS RADAR AGC CIRCUITRY
K52 ALIGN OR ADJUST RBS RECORDING DEVICES SUCH AS COMPARATORS OR BRUSHGRAPHS

GROUP ID NUMBER AND TITLE: GRP432 - RBS Mission Data Recorders/Operators

NUMBER IN GROUP: 83

PERCENT OF SAMPLE: 9%

MAJOR COMMAND DISTRIBUTION: SAC (100%)

LOCATION: CONUS (68%), OVERSEAS (32%)

DAFSC DISTRIBUTION: 30333 (1%), 30353 (94%), 30373 (5%)

AVERAGE GRADE: 4.1

AVERAGE TIME IN CAREER FIELD: 50 months

AVERAGE TIME IN SERVICE: 62 months

PERCENT MEMBERS IN FIRST ENLISTMENT: 53%

AVERAGE NUMBER OF PERSONNEL SUPERVISED: 1

EXPRESSED JOB INTEREST: DULL (19%), SO-SO (18%), INTERESTING (54%),
NOT REPORTED (9%)

PERCEIVED UTILIZATION OF TALENTS: LITTLE OR NOT AT ALL 34%
FAIRLY WELL OR BETTER 66%

PERCEIVED UTILIZATION OF TRAINING: LITTLE OR NOT AT ALL 29%
FAIRLY WELL OR BETTER 67%
NOT REPORTED 4%

AVERAGE NUMBER OF TASKS PERFORMED: 218

TIME SPENT ON DUTIES:

| <u>DUTY</u> | <u>AVERAGE TIME SPENT BY ALL MEMBERS</u> |
|---|--|
| I PERFORMING RADAR BOMB SCORING (RBS), ELECTRONIC COUNTERMEASURES (ECM), AND GROUND DIRECTED BOMBING (GDB) OPERATOR FUNCTIONS | 46 |
| K ALIGNING AND ADJUSTING RADAR EQUIPMENT | 18 |
| F PERFORMING GENERAL RADAR REPAIR TASKS | 12 |
| J ISOLATING MALFUNCTIONS IN RADAR EQUIPMENT | 11 |
| H PERFORMING SUPPORT FUNCTIONS | 4 |

GROUP DIFFERENTIATING TASKS:

TASKS

I11 ANNOTATE OR INSPECT BOMB RELEASE TIMES ON PLOTTING PAPER
I19 COMPUTE BALLISTICS INFORMATION
I21 COMPUTE RADAR BOMB SCORING (RBS) MISSION SCORES
I26 CROSS-CHECK OR PASS SCORES TO COMMUNICATORS
I39 INSPECT PLOTTING PAPER FOR REPLOTS
I130 PERFORM RADAR TO COMPUTER MARRIAGE CHECKS IN AZIMUTH, ELEVATION,
OR RANGE
I140 PERFORM SITE BOARD SET UP PROCEDURES FOR RBS MISSION RUNS
K51 ALIGN OR ADJUST RBS RADAR RANGE COMPUTERS

GROUP ID NUMBER AND TITLE: GRP464 - RBS Maintenance Technicians

NUMBER IN GROUP: 26

PERCENT OF SAMPLE: 3%

MAJOR COMMAND DISTRIBUTION: SAC (92%), ATC (4%), AFCS (4%)

LOCATION: CONUS (85%), OVERSEAS (12%), NOT REPORTED (3%)

DAFSC DISTRIBUTION: 30333 (8%), 30353 (73%), 30373 (19%)

AVERAGE GRADE: 4.0

AVERAGE TIME IN CAREER FIELD: 44 months

AVERAGE TIME IN SERVICE: 57 months

PERCENT MEMBERS IN FIRST ENLISTMENT: 50%

AVERAGE NUMBER OF PERSONNEL SUPERVISED: 1

EXPRESSED JOB INTEREST: DULL (11%), SO-SO (15%), INTERESTING (62%)
NOT REPORTED (8%)

PERCEIVED UTILIZATION OF TALENTS: LITTLE OR NOT AT ALL 12%
FAIRLY WELL OR BETTER 85%
NOT REPORTED 3%

PERCEIVED UTILIZATION OF TRAINING: LITTLE OR NOT AT ALL 4%
FAIRLY WELL OR BETTER 96%

AVERAGE NUMBER OF TASKS PERFORMED: 169

TIME SPENT ON DUTIES:

| <u>DUTY</u> | <u>AVERAGE TIME SPENT BY ALL MEMBERS</u> |
|---|--|
| I PERFORMING RADAR BOMB SCORING (RBS), ELECTRONIC COUNTERMEASURES (ECM), AND GROUND DIRECTED BOMBING (GDB) OPERATOR FUNCTIONS | 31 |
| K ALIGNING AND ADJUSTING RADAR EQUIPMENT | 25 |
| J ISOLATING MALFUNCTIONS IN RADAR EQUIPMENT | 17 |
| F PERFORMING GENERAL RADAR REPAIR TASKS | 14 |
| H PERFORMING SUPPORT FUNCTIONS | 4 |

GROUP DIFFERENTIATING TASKS:

TASKS

F16 INSTALL OR REMOVE COMPONENTS ON CHASSIS
J3 ISOLATE MALFUNCTIONS IN AZIMUTH OR ELEVATION ANGLE DETECTION CIRCUITRY
J32 ISOLATE MALFUNCTIONS IN RBS RANGE COMPUTER CIRCUITRY
J44 ISOLATE MALFUNCTIONS IN TV CAMERA OR MONITOR CIRCUITRY
J47 ISOLATE MALFUNCTIONS TO CIRCUIT CARD COMPONENTS SUCH AS
TRANSISTORS, INTEGRATED CHIPS, OR DIODES
K22 ALIGN OR ADJUST COMPUTER OR PLOTTING BOARD CONSOLE SERVO SYSTEMS

GROUP ID NUMBER AND TITLE: GRP423 - RBS Communicators

NUMBER IN GROUP: 5

PERCENT OF SAMPLE: .6%

MAJOR COMMAND DISTRIBUTION: SAC (100%)

LOCATION: CONUS (100%), OVERSEAS (0%)

DAFSC DISTRIBUTION: 30353 (100%)

AVERAGE GRADE: 3.8

AVERAGE TIME IN CAREER FIELD: 25 months

AVERAGE TIME IN SERVICE: 36 months

PERCENT MEMBERS IN FIRST ENLISTMENT: 100%

AVERAGE NUMBER OF PERSONNEL SUPERVISED: None

EXPRESSED JOB INTEREST: DULL (60%), SO-SO (20%), INTERESTING (20%),

PERCEIVED UTILIZATION OF TALENTS: LITTLE OR NOT AT ALL 60%
FAIRLY WELL OR BETTER 40%

PERCEIVED UTILIZATION OF TRAINING: LITTLE OR NOT AT ALL 60%
FAIRLY WELL OR BETTER 40%

AVERAGE NUMBER OF TASKS PERFORMED: 125

TIME SPENT ON DUTIES:

DUTY

AVERAGE TIME SPENT
BY ALL MEMBERS

| | |
|---|----|
| I PERFORMING RADAR BOMB SCORING (RBS), ELECTRONIC COUNTERMEASURES (ECM), AND GROUND DIRECTED BOMBING (GDB) OPERATOR FUNCTIONS | 54 |
| K ALIGNING AND ADJUSTING RADAR EQUIPMENT | 18 |
| F PERFORMING GENERAL RADAR REPAIR TASKS | 13 |
| J ISOLATING MALFUNCTIONS IN RADAR EQUIPMENT | 9 |
| H PERFORMING SUPPORT FUNCTIONS | 4 |

GROUP DIFFERENTIATING TASKS:

TASKS

I3 ADVISE AIRCREWS OF RANGE TIME, STATUS, OR CONDITIONS
I8 ADVISE RADAR OPERATORS OF RUN TERMINATIONS
I10 ANNOTATE COMMUNICATOR RECORDER TAPES
I99 PERFORM OPERATIONAL CHECKS OF COMMUNICATOR RADIOS
I152 RECEIVE OR RECORD TRANSMITTED MISSION DETAILS FROM AIRCREWS
I156 RECORD OR CONFIRM MISSION RUN SCORES WITH AIRCREWS
I157 RECORD OR CONFIRM POST-RELEASE INFORMATION WITH RECORDERS
I166 SIGN ON COMMUNICATOR TAPE RECORDERS

GROUP ID NUMBER AND TITLE: GRP427 - RBS Mission Plotters/Operators

NUMBER IN GROUP: 11

PERCENT OF SAMPLE: 1%

MAJOR COMMAND DISTRIBUTION: SAC (100%)

LOCATION: CONUS (91%), OVERSEAS (9%)

DAFSC DISTRIBUTION: 30333 (9%), 30353 (82%), 30373 (9%)

AVERAGE GRADE: 4.1

AVERAGE TIME IN CAREER FIELD: 40 months

AVERAGE TIME IN SERVICE: 52 months

PERCENT MEMBERS IN FIRST ENLISTMENT: 36%

AVERAGE NUMBER OF PERSONNEL SUPERVISED: 2

EXPRESSED JOB INTEREST: DULL (18%), SO-SO (55%), INTERESTING (9%),
NOT REPORTED (18%)

PERCEIVED UTILIZATION OF TALENTS: LITTLE OR NOT AT ALL 46%
FAIRLY WELL OR BETTER 54%

PERCEIVED UTILIZATION OF TRAINING: LITTLE OR NOT AT ALL 64%
FAIRLY WELL OR BETTER 36%

AVERAGE NUMBER OF TASKS PERFORMED: 165

TIME SPENT N DUTIES:

| <u>DUTY</u> | <u>AVERAGE TIME SPENT BY ALL MEMBERS</u> |
|---|--|
| I PERFORMING RADAR BOMB SCORING (RBS), ELECTRONIC COUNTERMEASURES (ECM), AND GROUND DIRECTED BOMBING (GDB) OPERATOR FUNCTIONS | 59 |
| F PERFORMING GENERAL RADAR REPAIR TASKS | 13 |
| K ALIGNING AND ADJUSTING RADAR EQUIPMENT | 9 |
| J ISOLATING MALFUNCTIONS IN RADAR EQUIPMENT | 5 |
| H PERFORMING SUPPORT FUNCTIONS | 4 |
| G PERFORMING SITE INSTALLATION AND MOVING FUNCTIONS | 2 |

GROUP DIFFERENTIATING TASKS:

TASKS

I12 ANNOTATE OR INSPECT RANGE OR AZIMUTH OF TARGETS ON PLOTTING PAPER
I18 COMPARE AIRCRAFT INITIAL POINT (IP) WITH IP CHARTS
I21 COMPUTE RADAR BOMB SCORING (RBS) MISSION SCORES
I28 ENCODE RBS SCORES
I34 INITIATE MPS-9 AIRCRAFT TRACKING
I44 MEASURE EARTH CURVATURE CORRECTION (ECC) ON PLOTTING PAPER
I53 OPERATE-11 GROUND BASED JAMMERS
K16 ALIGN OR ADJUST AN/GSA-91 INTERFERENCE BLANKERS

GROUP ID NUMBER AND TITLE: GRP373 - RBS Operator Trainees

NUMBER IN GROUP: 11

PERCENT OF SAMPLE: 1%

MAJOR COMMAND DISTRIBUTION: SAC (100%)

LOCATION: CONUS (100%), OVERSEAS (0%)

DAFSC DISTRIBUTION: 30333 (9%), 30353 (91%)

AVERAGE GRADE: 3.8

AVERAGE TIME IN CAREER FIELD: 29 months

AVERAGE TIME IN SERVICE: 35 months

PERCENT MEMBERS IN FIRST ENLISTMENT: 91%

AVERAGE NUMBER OF PERSONNEL SUPERVISED: None

EXPRESSED JOB INTEREST: DULL (27%), SO-SO (36%), INTERESTING (37%),

PERCEIVED UTILIZATION OF TALENTS: LITTLE OR NOT AT ALL 73%
FAIRLY WELL OR BETTER 27%

PERCEIVED UTILIZATION OF TRAINING: LITTLE OR NOT AT ALL 36%
FAIRLY WELL OR BETTER 64%

AVERAGE NUMBER OF TASKS PERFORMED: 117

TIME SPENT ON DUTIES:

| <u>DUTY</u> | <u>AVERAGE TIME SPENT BY ALL MEMBERS</u> |
|---|--|
| I PERFORMING RADAR BOMB SCORING (RBS), ELECTRONIC COUNTERMEASURES (ECM), AND GROUND DIRECTED BOMBING (GDB) OPERATOR FUNCTIONS | 46 |
| K ALIGNING AND ADJUSTING RADAR EQUIPMENT | 19 |
| F PERFORMING GENERAL RADAR REPAIR TASKS | 19 |
| H PERFORMING SUPPORT FUNCTIONS | 6 |

GROUP DIFFERENTIATING TASKS:

TASKS

- F3 CLEAN OR REPLACE INTERNAL DUST OR MOISTURE FILTERS
- F34 REMOVE OR INSTALL COMPONENTS SUCH AS RESISTORS, CAPACITORS, OR TRANSISTORS BY SOLDERING TECHNIQUES
- F40 REMOVE OR INSTALL MINOR HARDWARE SUCH AS BULBS OR FUSES
- H21 PERFORM CORROSION CONTROL ON GROUND BASED ELECTRONIC EQUIPMENT, ELECTRONIC EQUIPMENT VANS, OF HOUSING VANS
- I60 PERFORM AUTOMATIC TRACKING RADAR EQUIPMENT CLEANING OR LUBRICATING FUNCTIONS
- I83 PERFORM I BAND RADAR SEARCH OR LOCK-ON PROCEDURES
- I98 PERFORM OPERATIONAL CHECKS OF AZIMUTH, ELEVATION, OR RANGE AUTOMATIC TRACKING CIRCUITS
- I133 PERFORM RANGE COMPUTER CHECKS

GROUP ID NUMBER AND TITLE: GRP200 - AN/MPS-9 ECM Operators

NUMBER IN GROUP: 21

PERCENT OF SAMPLE: 2%

MAJOR COMMAND DISTRIBUTION: SAC (100%)

LOCATION: CONUS (95%), OVERSEAS (5%)

DAFSC DISTRIBUTION: 30333 (10%), 30353 (81%), NOT REPORTED (9%)

AVERAGE GRADE: 3.7

AVERAGE TIME IN CAREER FIELD: 33 months

AVERAGE TIME IN SERVICE: 41 months

PERCENT MEMBERS IN FIRST ENLISTMENT: 76%

AVERAGE NUMBER OF PERSONNEL SUPERVISED: None

EXPRESSED JOB INTEREST: DULL (19%), SO-SO (14%), INTERESTING (48%),
NOT REPORTED (19%)

PERCEIVED UTILIZATION OF TALENTS: LITTLE OR NOT AT ALL 28%
FAIRLY WELL OR BETTER 72%

PERCEIVED UTILIZATION OF TRAINING: LITTLE OR NOT AT ALL 62%
FAIRLY WELL OR BETTER 38%

AVERAGE NUMBER OF TASKS PERFORMED: 105

TIME SPENT ON DUTIES:

| <u>DUTY</u> | <u>AVERAGE TIME SPENT BY ALL MEMBERS</u> |
|---|--|
| I PERFORMING RADAR BOMB SCORING (RBS), ELECTRONIC COUNTERMEASURES (ECM), AND GROUND DIRECTED BOMBING (GDB) OPERATOR FUNCTIONS | 55 |
| K ALIGNING AND ADJUSTING RADAR EQUIPMENT | 16 |
| F PERFORMING GENERAL RADAR REPAIR TASKS | 14 |
| J ISOLATING MALFUNCTIONS IN RADAR EQUIPMENT | 6 |
| H PERFORMING SUPPORT FUNCTIONS | 3 |
| G PERFORMING SITE INSTALLATION AND MOVING FUNCTIONS | 2 |

GROUP DIFFERENTIATING TASKS:

TASKS

I34 INITIATE MPS-9 AIRCRAFT TRACKING
I77 PERFORM ECM MISSION RUN SCORINGS
I84 PERFORM IDENTIFICATION FRIEND OR FOE/SELECTION IDENTIFICATION
FEATURE (IFF/SIF) EQUIPMENT OPERATIONS
I100 PERFORM OPERATIONAL CHECKS OF IFF/SIF RADAR SYSTEMS
I119 PERFORM PRE-OPERATIONAL CHECKS OF ECM RADAR BOARDS
I121 PERFORM PRE-OPERATIONAL MPS-9 CALIBRATION CHECKS
I158 RECORD OR REVIEW OSCILLOGRAPH RUN DATA
K26 ALIGN OR ADJUST IFF/SIF EQUIPMENT

GROUP ID NUMBER AND TITLE: GRP205 - AN/MPS-9 RBS Operators

NUMBER IN GROUP: 7

PERCENT OF SAMPLE: .8%

MAJOR COMMAND DISTRIBUTION: SAC (100%)

LOCATION: CONUS (57%), OVERSEAS (43%)

DAFSC DISTRIBUTION: 30333 (29%), 30353 (71%)

AVERAGE GRADE: 4.3

AVERAGE TIME IN CAREER FIELD: 53 months

AVERAGE TIME IN SERVICE: 58 months

PERCENT MEMBERS IN FIRST ENLISTMENT: 57%

AVERAGE NUMBER OF PERSONNEL SUPERVISED: 1

EXPRESSED JOB INTEREST: DULL (43%), SO-SO (14%), INTERESTING (43%),

PERCEIVED UTILIZATION OF TALENTS: LITTLE OR NOT AT ALL 71%
FAIRLY WELL OR BETTER 29%

PERCEIVED UTILIZATION OF TRAINING: LITTLE OR NOT AT ALL 29%
FAIRLY WELL OR BETTER 57%
NOT REPORTED 14%

AVERAGE NUMBER OF TASKS PERFORMED: 104

TIME SPENT ON DUTIES:

| <u>DUTY</u> | <u>AVERAGE TIME SPENT BY ALL MEMBERS</u> |
|---|--|
| I PERFORMING RADAR BOMB SCORING (RBS), ELECTRONIC COUNTERMEASURES (ECM), AND GROUND DIRECTED BOMBING (GDB) OPERATOR FUNCTIONS | 49 |
| F PERFORMING GENERAL RADAR REPAIR TASKS | 25 |
| K ALIGNING AND ADJUSTING RADAR EQUIPMENT | 9 |
| H PERFORMING SUPPORT FUNCTIONS | 5 |

GROUP DIFFERENTIATING TASKS:

TASKS

F23 OPERATE SUPPORT EQUIPMENT (AGE)
F33 REMOVE OR INSTALL BRUSHES ON MOTORS OR GENERATORS
F36 REMOVE OR INSTALL CIRCUIT CARDS
I15 CALCULATE HEADING CORRECTIONS OR ACTUAL RANGE (AR) CORRECTIONS
FOR MISSION RUNS
I34 INITIATE MPS-9 AIRCRAFT TRACKING
I42 MARK OR MEASURE GROUND SPEED ON PLOTTING PAPER
I100 PERFORM OPERATIONAL CHECKS OF IFF/SIF RADAR SYSTEMS
I121 PERFORM PRE-OPERATIONAL MPS-9 CALIBRATION CHECKS

GROUP ID NUMBER AND TITLE: GRP231 - RBS Supervising Maintenance Technicians

NUMBER IN GROUP: 21

PERCENT OF SAMPLE: 2%

MAJOR COMMAND DISTRIBUTION: SAC (95%), AFCS (5%)

LOCATION: CONUS (86%), OVERSEAS (14%)

DAFSC DISTRIBUTION: 30353 (71%), 30373 (29%)

AVERAGE GRADE: 4.5

AVERAGE TIME IN CAREER FIELD: 65 months

AVERAGE TIME IN SERVICE: 89 months

PERCENT MEMBERS IN FIRST ENLISTMENT: 29%

AVERAGE NUMBER OF PERSONNEL SUPERVISED: 1

EXPRESSED JOB INTEREST: DULL (5%), SO-SO (29%), INTERESTING (52%),
NOT REPORTED (14%)

PERCEIVED UTILIZATION OF TALENTS: LITTLE OR NOT AT ALL 10%
FAIRLY WELL OR BETTER 90%

PERCEIVED UTILIZATION OF TRAINING: LITTLE OR NOT AT ALL 14%
FAIRLY WELL OR BETTER 86%

AVERAGE NUMBER OF TASKS PERFORMED: 117

TIME SPENT ON DUTIES:

| <u>DUTY</u> | <u>AVERAGE TIME SPENT BY ALL MEMBERS</u> |
|---|--|
| K ALIGNING AND ADJUSTING RADAR EQUIPMENT | 33 |
| J ISOLATING MALFUNCTIONS IN RADAR EQUIPMENT | 22 |
| F PERFORMING GENERAL RADAR REPAIR TASKS | 19 |
| B DIRECTING AND IMPLEMENTING | 7 |

GROUP DIFFERENTIATING TASKS:

TASKS

B18 DIRECT RADAR EQUIPMENT MAINTENANCE OR REPAIR FUNCTIONS
B19 DIRECT REPAIR OR CORROSION CONTROL OF EQUIPMENT
C31 INSPECT AUTOMATIC TRACKING RADAR EQUIPMENT FOR OPERATIONAL
READINESS
J26 ISOLATE MALFUNCTIONS IN RBS AGC UNITS
J30 ISOLATE MALFUNCTIONS IN RBS RADAR POWER SUPPLY CIRCUITS
J46 ISOLATE MALFUNCTIONS IN WAVE GUIDE PRESSURIZATION COMPONENTS

GROUP ID NUMBER AND TITLE: GRP293 - RBS Maintenance Supervisors/OJT Trainers

NUMBER IN GROUP: 14

PERCENT OF SAMPLE: 2%

MAJOR COMMAND DISTRIBUTION: SAC (100%)

LOCATION: CONUS (93%), OVERSEAS (7%)

DAFSC DISTRIBUTION: 30353 (36%), 30373 (57%), 30393 (7%)

AVERAGE GRADE: 5.5

AVERAGE TIME IN CAREER FIELD: 110 months

AVERAGE TIME IN SERVICE: 138 months

PERCENT MEMBERS IN FIRST ENLISTMENT: 0%

AVERAGE NUMBER OF PERSONNEL SUPERVISED: 1

EXPRESSED JOB INTEREST: DULL (7%), SO-SO (7%), INTERESTING (71%),
NOT REPORTED (15%)

PERCEIVED UTILIZATION OF TALENTS: LITTLE OR NOT AT ALL 7%
FAIRLY WELL OR BETTER 93%

PERCEIVED UTILIZATION OF TRAINING: LITTLE OR NOT AT ALL 7%
FAIRLY WELL OR BETTER 93%

AVERAGE NUMBER OF TASKS PERFORMED: 213

TIME SPENT ON DUTIES:

| <u>DUTY</u> | <u>AVERAGE TIME SPENT BY ALL MEMBERS</u> |
|---|--|
| K ALIGNING AND ADJUSTING RADAR EQUIPMENT | 18 |
| B DIRECTING AND IMPLEMENTING | 15 |
| J ISOLATING MALFUNCTIONS IN RADAR EQUIPMENT | 15 |
| F PERFORMING GENERAL RADAR REPAIR TASKS | 12 |
| C EVALUATING AND INSPECTING | 10 |
| I PERFORMING RADAR BOMB SCORING (RBS), ELECTRONIC COUNTER- MEASURES (ECM), AND GROUND DIRECTED BOMBING (GDB) OPERATOR FUNCTIONS | 8 |
| D TRAINING | 8 |
| E PREPARING AND MAINTAINING FORMS, RECORDS, AND REPORTS | 6 |

GROUP DIFFERENTIATING TASKS:

TASKS

B12 DIRECT MAINTENANCE CREWS
B18 DIRECT RADAR EQUIPMENT MAINTENANCE OR REPAIR FUNCTIONS
B27 IDENTIFY EQUIPMENT FOR REPAIR OR DISPOSAL
C31 INSPECT AUTOMATIC TRACKING RADAR EQUIPMENT FOR OPERATIONAL READINESS
D3 CONDUCT ON-THE-JOB TRAINING (OJT)
D7 COUNSEL INDIVIDUALS ON TRAINING PROGRESS
E23 UPDATE OR ANNOTATE TRAINING RECORDS
J43 ISOLATE MALFUNCTIONS IN TRIGGER GENERATOR CIRCUITRY
J46 ISOLATE MALFUNCTIONS IN WAVE GUIDE PRESSURIZATION COMPONENTS

GROUP ID NUMBER AND TITLE: GRP114 - Mobile Site Personnel

NUMBER IN GROUP: 171

PERCENT OF SAMPLE: 19%

MAJOR COMMAND DISTRIBUTION: TAC (57%), SAC (32%), PACAF (4%), AFSC (4%), AFCS (3%)

LOCATION: CONUS (93%), OVERSEAS (7%)

DAFSC DISTRIBUTION: 30333 (8%), 30353 (76%), 30373 (16%)

SEX: MALE (98%), FEMALE (2%)

AVERAGE GRADE: 4.0

AVERAGE TIME IN CAREER FIELD: 36 months

AVERAGE TIME IN SERVICE: 53 months

PERCENT MEMBERS IN FIRST ENLISTMENT: 68%

AVERAGE NUMBER OF PERSONNEL SUPERVISED: 1

EXPRESSED JOB INTEREST: DULL (14%), SO-SO (12%), INTERESTING (66%),
NOT REPORTED (8%)

PERCEIVED UTILIZATION OF TALENTS: LITTLE OR NOT AT ALL 26%
FAIRLY WELL OR BETTER 74%
NOT REPORTED 2%

PERCEIVED UTILIZATION OF TRAINING: LITTLE OR NOT AT ALL 29%
FAIRLY WELL OR BETTER 71%

AVERAGE NUMBER OF TASKS PERFORMED: 112

TIME SPENT ON DUTIES:

| <u>DUTY</u> | <u>AVERAGE TIME SPENT BY ALL MEMBERS</u> |
|---|--|
| I PERFORMING RADAR BOMB SCORING (RBS), ELECTRONIC COUNTERMEASURES (ECM), AND GROUND DIRECTED BOMBING (GDB) OPERATOR FUNCTIONS | 27 |
| F PERFORMING GENERAL RADAR REPAIR TASKS | 23 |
| K ALIGNING AND ADJUSTING RADAR EQUIPMENT | 14 |
| J ISOLATING MALFUNCTIONS IN RADAR EQUIPMENT | 8 |
| H PERFORMING SUPPORT FUNCTIONS | 7 |
| B DIRECTING AND IMPLEMENTING | 6 |
| G PERFORMING SITE INSTALLATION AND MOVING FUNCTIONS | 4 |
| E PREPARING AND MAINTAINING FORMS, RECORDS, AND REPORTS | 4 |
| C EVALUATING AND INSPECTING | 3 |
| D TRAINING | 3 |

GROUP DIFFERENTIATING TASKS:

TASKS

G20 TRANSPORT VANS OR EQUIPMENT SHELTERS TO OPERATING LOCATIONS
H5 DRIVE HEAVY-DUTY VEHICLES SUCH AS 1-1/2 TON TRUCKS OR 10 TON
TRACTOR-TRAILER COMBINATIONS
H10 MODIFY AIR FORCE TRAILER VANS FOR RADAR, MAINTENANCE, OR
OFFICE USES
H17 OPERATE OR PERFORM OPERATOR MAINTENANCE ON DIESEL GENERATORS
I1 ACKNOWLEDGE TRANSFER OF MPS-T1 GUIDANCE CONTROL TO MANUAL
CONTROL OPERATION
I37 PERFORM RUN-UP PROCEDURES OF MPS-T1 TRANSMITTERS

A 11

GROUP ID NUMBER AND TITLE: GRP460 - Mobile Site EW Simulator Technicians

NUMBER IN GROUP: 7

PERCENT OF SAMPLE: .8%

MAJOR COMMAND DISTRIBUTION: TAC (86%), SAC (14%)

LOCATION: CONUS (100%), OVERSEAS (0%)

DAFSC DISTRIBUTION: 30353 (100%)

AVERAGE GRADE: 3.7

AVERAGE TIME IN CAREER FIELD: 29 months

AVERAGE TIME IN SERVICE: 40 months

PERCENT MEMBERS IN FIRST ENLISTMENT: 86%

AVERAGE NUMBER OF PERSONNEL SUPERVISED: None

EXPRESSED JOB INTEREST: DULL (14%), SO-SO (57%), INTERESTING (29%)

PERCEIVED UTILIZATION OF TALENTS: LITTLE OR NOT AT ALL 43%
FAIRLY WELL OR BETTER 57%

PERCEIVED UTILIZATION OF TRAINING: LITTLE OR NOT AT ALL 57%
FAIRLY WELL OR BETTER 43%

AVERAGE NUMBER OF TASKS PERFORMED: 149

TIME SPENT ON DUTIES:

| <u>DUTY</u> | <u>AVERAGE TIME SPENT BY ALL MEMBERS</u> |
|---|--|
| F PERFORMING GENERAL RADAR REPAIR TASKS | 25 |
| I PERFORMING RADAR BOMB SCORING (RBS), ELECTRONIC COUNTERMEASURES (ECM), AND GROUND DIRECTED BOMBING (GDB) OPERATOR FUNCTIONS | 25 |
| K ALIGNING AND ADJUSTING RADAR EQUIPMENT | 12 |
| H PERFORMING SUPPORT FUNCTIONS | 10 |
| G PERFORMING SITE INSTALLATION AND MOVING FUNCTIONS | 9 |
| J ISOLATING MALFUNCTIONS IN RADAR EQUIPMENT | 7 |
| B DIRECTING AND IMPLEMENTING | 4 |
| E PREPARING AND MAINTAINING FORMS, RECORDS, AND REPORTS | 3 |
| D TRAINING | 3 |
| C EVALUATING AND INSPECTING | 3 |

GROUP DIFFERENTIATING TASKS:

TASKS

C33 INSPECT ELECTRONIC WARFARE (EW) SIMULATOR EQUIPMENT
D3 CONDUCT ON-THE-JOB TRAINING (OJT)
F6 CONSTRUCT ANTENNA MOUNTS
F29 REMOVE OR INSTALL AMPLIDYNES
G5 CONSTRUCT WALKWAYS FOR SITES
G11 INSTALL OR REMOVE GROUND POWER EQUIPMENT
G14 INSTALL OR REMOVE RADAR SIMULATORS
I55 PERFORM AMPLIFIER UNBALANCE INDICATOR CIRCUIT CHECKS
I62 PERFORM BAND CHANGING OR PULSE RECURRENCE FREQUENCY (PRF) CHANGING
PROCEDURES
J11 ISOLATE MALFUNCTIONS IN DIRECT CURRENT (DC) AMPLIFIERS

GROUP ID NUMBER AND TITLE: GRP367 - Mobile Site M-33 Radar Technicians

NUMBER IN GROUP: 31

PERCENT OF SAMPLE: 3%

MAJOR COMMAND DISTRIBUTION: TAC (87%), PACAF (10%), NOT REPORTED (3%)

LOCATION: CONUS (90%), OVERSEAS (10%)

DAFSC DISTRIBUTION: 30333 (10%), 30353 (84%), 30373 (7%)

SEX: MALE (97%), FEMALE (3%)

AVERAGE GRADE: 3.5

AVERAGE TIME IN CAREER FIELD: 24 months

AVERAGE TIME IN SERVICE: 35 months

PERCENT MEMBERS IN FIRST ENLISTMENT: 87%

AVERAGE NUMBER OF PERSONNEL SUPERVISED: None

EXPRESSED JOB INTEREST: DULL (10%), SO-SO (16%), INTERESTING (65%),
NOT REPORTED (10%)

PERCEIVED UTILIZATION OF TALENTS: LITTLE OR NOT AT ALL 25%
FAIRLY WELL OR BETTER 75%

PERCEIVED UTILIZATION OF TRAINING: LITTLE OR NOT AT ALL 23%
FAIRLY WELL OR BETTER 77%

AVERAGE NUMBER OF TASKS PERFORMED: 89

TIME SPENT ON DUTIES:

| <u>DUTY</u> | <u>AVERAGE TIME SPENT BY ALL MEMBERS</u> |
|---|--|
| F PERFORMING GENERAL RADAR REPAIR TASKS | 27 |
| I PERFORMING RADAR BOMB SCORING (RBS), ELECTRONIC COUNTER- MEASURES (ECM), AND GROUND DIRECTED BOMBING (GDB) OPERATOR FUNCTIONS | 26 |
| K ALIGNING AND ADJUSTING RADAR EQUIPMENT | 15 |
| H PERFORMING SUPPORT FUNCTIONS | 11 |
| J ISOLATING MALFUNCTIONS IN RADAR EQUIPMENT | 7 |
| G PERFORMING SITE INSTALLATION AND MOVING FUNCTIONS | 7 |

GROUP DIFFERENTIATING TASKS:

TASKS

F28 PERFORM VISUAL INSPECTIONS OF ELECTRO-MECHANICAL DEVICES
H5 DRIVE HEAVY-DUTY VEHICLES SUCH AS 1-1/2 TON TRUCKS OR 10 TON
TRACTOR-TRAILER COMBINATIONS
H17 OPERATE OR PERFORM OPERATOR MAINTENANCE ON DIESEL GENERATORS
I62 PERFORM BAND CHANGING OR PULSE RECURRENCE FREQUENCY (PRF)
CHANGING PROCEDURES
I98 PERFORM OPERATIONAL CHECKS OF AZIMUTH, ELEVATION, OR RANGE
AUTOMATIC TRACKING CIRCUITS
J8 ISOLATE MALFUNCTIONS IN CONICAL SCANNING CIRCUITRY
K1 ADJUST ANTENNA SERVO SYSTEMS BALANCE

GROUP ID NUMBER AND TITLE: GRP412 - Mobile Site M-33 Radar Supervisors/
OJT Trainers

NUMBER IN GROUP: 6

PERCENT OF SAMPLE: .7%

MAJOR COMMAND DISTRIBUTION: TAC (100%)

LOCATION: CONUS (100%), OVERSEAS (0%)

DAFSC DISTRIBUTION: 30353 (100%)

AVERAGE GRADE: 3.8

AVERAGE TIME IN CAREER FIELD: 27 months

AVERAGE TIME IN SERVICE: 43 months

PERCENT MEMBERS IN FIRST ENLISTMENT: 67%

AVERAGE NUMBER OF PERSONNEL SUPERVISED: 1

EXPRESSED JOB INTEREST: DULL (17%), SO-SO (0%), INTERESTING (66%),
NOT REPORTED (17%)

PERCEIVED UTILIZATION OF TALENTS: LITTLE OR NOT AT ALL 17%
FAIRLY WELL OR BETTER 66%
NOT REPORTED 17%

PERCEIVED UTILIZATION OF TRAINING: LITTLE OR NOT AT ALL 17%
FAIRLY WELL OR BETTER 66%
NOT REPORTED 17%

AVERAGE NUMBER OF TASKS PERFORMED: 88

TIME SPENT ON DUTIES:

| <u>DUTY</u> | <u>AVERAGE TIME SPENT BY ALL MEMBERS</u> |
|---|--|
| I PERFORMING RADAR BOMB SCORING (RBS), ELECTRONIC COUNTER- MEASURES (ECM), AND GROUND DIRECTED BOMBING (GDB) OPERATOR FUNCTIONS | 22 |
| F PERFORMING GENERAL RADAR REPAIR TASKS | 18 |
| H PERFORMING SUPPORT FUNCTIONS | 11 |
| B DIRECTING AND IMPLEMENTING | 11 |
| K ALIGNING AND ADJUSTING RADAR EQUIPMENT | 11 |
| D TRAINING | 7 |
| E PREPARING AND MAINTAINING FORMS, RECORDS, AND REPORTS | 6 |
| J ISOLATING MALFUNCTIONS IN RADAR EQUIPMENT | 5 |
| G PERFORMING SITE INSTALLATION AND MOVING FUNCTIONS | 5 |

GROUP DIFFERENTIATING TASKS:

TASKS

B16 DIRECT PREPARATION OR MAINTENANCE OF FORMS, RECORDS, REPORTS, OR FILES
B18 DIRECT RADAR EQUIPMENT MAINTENANCE OR REPAIR FUNCTIONS
C31 INSPECT AUTOMATIC TRACKING RADAR EQUIPMENT FOR OPERATIONAL READINESS
D3 CONDUCT ON-THE-JOB TRAINING (OJT)
D18 PREPARE OR UPDATE PERSONNEL TRAINING RECORDS
H15 OPERATE OR MAINTAIN GROUND SUPPORT EQUIPMENT
H33 PROCURE PARTS OR SUPPLIES FROM AIR FORCE OR ALLIED SERVICES
I30 IDENTIFY TRACKED AIRCRAFT
J40 ISOLATE MALFUNCTIONS IN SYNCHRONIZER CIRCUITRY

GROUP ID NUMBER AND TITLE: GRP471 - Mobile Site AN/MPQ-T2 Computer Technicians

NUMBER IN GROUP: 9

PERCENT OF SAMPLE: 1%

MAJOR COMMAND DISTRIBUTION: SAC (100%)

LOCATION: CONUS (100%), OVERSEAS (0%)

DAFSC DISTRIBUTION: 30353 (89%), 30373 (11%)

AVERAGE GRADE: 4.1

AVERAGE TIME IN CAREER FIELD: 36 months

AVERAGE TIME IN SERVICE: 49 months

PERCENT MEMBERS IN FIRST ENLISTMENT: 67%

AVERAGE NUMBER OF PERSONNEL SUPERVISED: None

EXPRESSED JOB INTEREST: DULL (22%), SO-SO (11%), INTERESTING (45%),
NOT REPORTED (22%)

PERCEIVED UTILIZATION OF TALENTS: LITTLE OR NOT AT ALL 44%
FAIRLY WELL OR BETTER 56%

PERCEIVED UTILIZATION OF TRAINING: LITTLE OR NOT AT ALL 33%
FAIRLY WELL OR BETTER 67%

AVERAGE NUMBER OF TASKS PERFORMED: 120

TIME SPENT ON DUTIES:

| <u>DUTY</u> | <u>AVERAGE TIME SPENT BY ALL MEMBERS</u> |
|---|--|
| I PERFORMING RADAR BOMB SCORING (RBS), ELECTRONIC COUNTERMEASURES (ECM), AND GROUND DIRECTED BOMBING (GDB) OPERATOR FUNCTIONS | 31 |
| F PERFORMING GENERAL RADAR REPAIR TASKS | 22 |
| K ALIGNING AND ADJUSTING RADAR EQUIPMENT | 22 |
| J ISOLATING MALFUNCTIONS IN RADAR EQUIPMENT | 15 |
| H PERFORMING SUPPORT FUNCTIONS | 4 |

GROUP DIFFERENTIATING TASKS:

TASKS

F28 PERFORM VISUAL INSPECTIONS OF ELECTRO-MECHANICAL DEVICES
F29 REMOVE OR INSTALL AMPLIDYNES
I55 PERFORM AMPLIFIER UNBALANCE INDICATOR CIRCUIT CHECKS
I62 PERFORM BAND CHANGING OR PULSE RECURRENCE FREQUENCY (PRF) CHANGING
PROCEDURES
J30 ISOLATE MALFUNCTIONS IN RBS RADAR POWER SUPPLY CIRCUITS
J34 ISOLATE MALFUNCTIONS IN RBS TRACKING INDICATORS
K48 ALIGN OR ADJUST RBS RADAR ANTENNA POSITIONING CIRCUITRY

GROUP ID NUMBER AND TITLE: GRP387 - Mobile Site AN/MPQ-T2 Radar Technicians

NUMBER IN GROUP: 7

PERCENT OF SAMPLE: .8%

MAJOR COMMAND DISTRIBUTION: SAC (100%)

LOCATION: CONUS (71%), OVERSEAS (29%)

DAFSC DISTRIBUTION: 30333 (14%), 30353 (86%)

AVERAGE GRADE: 3.7

AVERAGE TIME IN CAREER FIELD: 33 months

AVERAGE TIME IN SERVICE: 36 months

PERCENT MEMBERS IN FIRST ENLISTMENT: 100%

AVERAGE NUMBER OF PERSONNEL SUPERVISED: None

EXPRESSED JOB INTEREST: DULL (43%), SO-SO (14%), INTERESTING (43%)

PERCEIVED UTILIZATION OF TALENTS: LITTLE OR NOT AT ALL 57%
FAIRLY WELL OR BETTER 43%

PERCEIVED UTILIZATION OF TRAINING: LITTLE OR NOT AT ALL 29%
FAIRLY WELL OR BETTER 71%

AVERAGE NUMBER OF TASKS PERFORMED: 95

TIME SPENT ON DUTIES:

| <u>DUTY</u> | <u>AVERAGE TIME SPENT BY ALL MEMBERS</u> |
|---|--|
| I PERFORMING RADAR BOMB SCORING (RBS), ELECTRONIC COUNTER- MEASURES (ECM), AND GROUND DIRECTED BOMBING (GDB) OPERATOR FUNCTIONS | 37 |
| F PERFORMING GENERAL RADAR REPAIR TASKS | 27 |
| K ALIGNING AND ADJUSTING RADAR EQUIPMENT | 14 |
| J ISOLATING MALFUNCTIONS IN RADAR EQUIPMENT | 8 |
| H PERFORMING SUPPORT FUNCTIONS | 6 |
| E PREPARING AND MAINTAINING FORMS, RECORDS, AND REPORTS | 2 |

GROUP DIFFERENTIATING TASKS:

TASKS

- F14 FABRICATE POWER OR SIGNAL CABLES
- I52 OPERATE OR PERFORM PRE-OPERATIONAL CHECKS OF MPQ-T2 COMPARATOR
COMPUTER OPERATIONS
- I62 PERFORM BAND CHANGING OR PULSE RECURRENCE FREQUENCY (PRF)
CHANGING PROCEDURES
- I97 PERFORM MPQ-T2 OPERATOR MISSION RUN SCORING PROCEDURES
- I103 PERFORM OPERATIONAL CHECKS OF MPQ-T2 F/G BAND TRANSMITTERS
- J47 ISOLATE MALFUNCTIONS TO CIRCUIT CARD COMPONENTS SUCH AS
TRANSISTORS, INTEGRATED CHIPS, OR DIODES
- K76 PERFORM VOLTAGE STANDING WAVE RATIO (VSWR) CHECKS

GROUP ID NUMBER AND TITLE: GRP364 - Mobile Site Modular Unit Specialists

NUMBER IN GROUP: 6

PERCENT OF SAMPLE: .7%

MAJOR COMMAND DISTRIBUTION: SAC (50%), AFSC (33%), PACAF (17%)

LOCATION: CONUS (66%), OVERSEAS (17%), NOT REPORTED (17%)

DAFSC DISTRIBUTION: 30333 (17%), 30353 (83%)

AVERAGE GRADE: 3.5

AVERAGE TIME IN CAREER FIELD: 28 months

AVERAGE TIME IN SERVICE: 37 months

PERCENT MEMBERS IN FIRST ENLISTMENT: 67%

AVERAGE NUMBER OF PERSONNEL SUPERVISED: None

EXPRESSED JOB INTEREST: DULL (0%), SO-SO (17%), INTERESTING (83%)

PERCEIVED UTILIZATION OF TALENTS: LITTLE OR NOT AT ALL 0%
FAIRLY WELL OR BETTER 100%

PERCEIVED UTILIZATION OF TRAINING: LITTLE OR NOT AT ALL 17%
FAIRLY WELL OR BETTER 83%

AVERAGE NUMBER OF TASKS PERFORMED: 69

TIME SPENT ON DUTIES:

| <u>DUTY</u> | <u>AVERAGE TIME SPENT BY ALL MEMBERS</u> |
|---|--|
| F PERFORMING GENERAL RADAR REPAIR TASKS | 43 |
| K ALIGNING AND ADJUSTING RADAR EQUIPMENT | 20 |
| I PERFORMING RADAR BOMB SCORING (RBS), ELECTRONIC COUNTERMEASURES (ECM), AND GROUND DIRECTED BOMBING (GDB) OPERATOR FUNCTIONS | 16 |
| H PERFORMING SUPPORT FUNCTIONS | 7 |
| G PERFORMING SITE INSTALLATION AND MOVING FUNCTIONS | 4 |
| J ISOLATING MALFUNCTIONS IN RADAR EQUIPMENT | |

GROUP DIFFERENTIATING TASKS:

TASKS

F12 DISASSEMBLE OR ASSEMBLE MODULES
F18 INSTALL OR REMOVE CRIMPED WIRING TERMINALS ON COMPONENTS OR MODULE
WIRING
F21 LUBRICATE MECHANICAL COMPONENTS LOCATED WITHIN MODULES
F23 OPERATE SUPPORT EQUIPMENT (AGE)
F42 REMOVE OR INSTALL PLUG-IN UNITS LOCATED INSIDE MODULES
I53 OPERATE TLQ-11 GROUND BASED JAMMERS
K6 ADJUST HEATING OR COOLING SYSTEMS
K44 ALIGN OR ADJUST POWER INPUT REGULATORS

GROUP ID NUMBER AND TITLE: GRP286 - Mobile Site AN/TPD-1B GDB Technicians

NUMBER IN GROUP: 8

PERCENT OF SAMPLE: .9%

MAJOR COMMAND DISTRIBUTION: TAC (88%), PACAF (12%)

LOCATION: CONUS (88%), OVERSEAS (12%)

DAFSC DISTRIBUTION: 30353 (88%), 30373 (12%)

AVERAGE GRADE: 3.6

AVERAGE TIME IN CAREER FIELD: 28 months

AVERAGE TIME IN SERVICE: 42 months

PERCENT MEMBERS IN FIRST ENLISTMENT: 75%

AVERAGE NUMBER OF PERSONNEL SUPERVISED: 1

EXPRESSED JOB INTEREST: DULL (0%), SO-SO (0%), INTERESTING (100%)

PERCEIVED UTILIZATION OF TALENTS: LITTLE OR NOT AT ALL 0%
FAIRLY WELL OR BETTER 100%

PERCEIVED UTILIZATION OF TRAINING: LITTLE OR NOT AT ALL 38%
FAIRLY WELL OR BETTER 62%

AVERAGE NUMBER OF TASKS PERFORMED: 94

TIME SPENT ON DUTIES:

| <u>DUTY</u> | <u>AVERAGE TIME SPENT BY ALL MEMBERS</u> |
|---|--|
| I PERFORMING RADAR BOMB SCORING (RBS), ELECTRONIC COUNTERMEASURES (ECM), AND GROUND DIRECTED BOMBING (GDB) OPERATOR FUNCTIONS | 39 |
| F PERFORMING GENERAL RADAR REPAIR TASKS | 16 |
| K ALIGNING AND ADJUSTING RADAR EQUIPMENT | 12 |
| H PERFORMING SUPPORT FUNCTIONS | 9 |
| G PERFORMING SITE INSTALLATION AND MOVING FUNCTIONS | 7 |
| J ISOLATING MALFUNCTIONS IN RADAR EQUIPMENT | 6 |
| E PREPARING AND MAINTAINING FORMS, RECORDS, AND REPORTS | 4 |

GROUP DIFFERENTIATING TASKS:

TASKS

G7 INSTALL OR REMOVE BORESIGHT TOWERS
G20 TRANSPORT VANS OR EQUIPMENT SHELTERS TO OPERATING LOCATIONS
H16 OPERATE OR PERFORM OPERATOR MAINTENANCE ON 400 HERTZ GENERATORS
I72 PERFORM CROSS TALK CHECKS
I99 PERFORM OPERATIONAL CHECKS OF AZIMUTH, ELEVATION, OR RANGE
AUTOMATIC TRACKING CIRCUITS
I105 PERFORM OPERATIONAL CHECKS OF PLOTTING BOARDS
I110 PERFORM OPERATOR RADAR FREQUENCY CHANGE CHECKS
I155 RECORD OR CONFIRM BOMB AWAY TIME WITH AIRCRAFT
K41 ALIGN OR ADJUST PEN TRACKING SYSTEMS

GROUP ID NUMBER AND TITLE: GRP240 - TAC Mobile Site Maintenance Supervisors/
OJT Trainers

NUMBER IN GROUP: 8

PERCENT OF SAMPLE: .9%

MAJOR COMMAND DISTRIBUTION: TAC (63%), SAC (25%), PACAF (12%)

LOCATION: CONUS (88%), OVERSEAS (12%)

DAFSC DISTRIBUTION: 30353 (75%), 30373 (25%)

AVERAGE GRADE: 4.8

AVERAGE TIME IN CAREER FIELD: 65 months

AVERAGE TIME IN SERVICE: 106 months

PERCENT MEMBERS IN FIRST ENLISTMENT: 25%

AVERAGE NUMBER OF PERSONNEL SUPERVISED: 3

EXPRESSED JOB INTEREST: DULL (25%), SO-SO (12%), INTERESTING (50%),
NOT REPORTED (13%)

PERCEIVED UTILIZATION OF TALENTS: LITTLE OR NOT AT ALL 38%
FAIRLY WELL OR BETTER 62%

PERCEIVED UTILIZATION OF TRAINING: LITTLE OR NOT AT ALL 50%
FAIRLY WELL OR BETTER 50%

AVERAGE NUMBER OF TASKS PERFORMED: 76

TIME SPENT ON DUTIES:

| <u>DUTY</u> | <u>AVERAGE TIME SPENT BY ALL MEMBERS</u> |
|---|--|
| F PERFORMING GENERAL RADAR REPAIR TASKS | 30 |
| B DIRECTING AND IMPLEMENTING | 18 |
| H PERFORMING SUPPORT FUNCTIONS | 8 |
| D TRAINING | 8 |
| E PREPARING AND MAINTAINING FORMS, RECORDS, AND REPORTS | 8 |
| K ALIGNING AND ADJUSTING RADAR EQUIPMENT | 7 |
| G PERFORMING SITE INSTALLATION AND MOVING FUNCTIONS | 6 |
| C EVALUATING AND INSPECTING | 6 |
| J ISOLATING MALFUNCTIONS IN RADAR EQUIPMENT | 4 |

GROUP DIFFERENTIATING TASKS:

TASKS

B4 COUNSEL PERSONNEL ON PERSONAL OR MILITARY RELATED PROBLEMS
B18 DIRECT RADAR EQUIPMENT MAINTENANCE OR REPAIR FUNCTIONS
B43 SUPERVISE AUTOMATIC TRACKING RADAR REPAIRMEN, AFSC 30353
D3 CONDUCT ON-THE-JOB TRAINING (OJT)
D25 WRITE OR REVISE TRAINING MATERIALS
E26 WRITE AIRMAN PERFORMANCE REPORTS (APR)
H5 DRIVE HEAVY-DUTY VEHICLES SUCH AS 1-1/2 TON TRUCKS OR 10
TON TRACTOR-TRAILER COMBINATIONS
J8 ISOLATE MALFUNCTIONS IN CONICAL SCANNING CIRCUITRY

GROUP ID NUMBER AND TITLE: GRP296 - Mobile Site Operations and Maintenance
Supervisory Technicians

NUMBER IN GROUP: 12

PERCENT OF SAMPLE: 1%

MAJOR COMMAND DISTRIBUTION: TAC (84%), PACAF (8%), AFCS (8%)

LOCATION: CONUS (92%), OVERSEAS (8%)

DAFSC DISTRIBUTION: 30353 (25%), 30373 (75%)

AVERAGE GRADE: 5.2

AVERAGE TIME IN CAREER FIELD: 69 months

AVERAGE TIME IN SERVICE: 124 months

PERCENT MEMBERS IN FIRST ENLISTMENT: 8%

AVERAGE NUMBER OF PERSONNEL SUPERVISED: 7

EXPRESSED JOB INTEREST: DULL (0%), SO-SO (0%), INTERESTING (92%),
NOT REPORTED (8%)

PERCEIVED UTILIZATION OF TALENTS: LITTLE OR NOT AT ALL 8%
FAIRLY WELL OR BETTER 92%

PERCEIVED UTILIZATION OF TRAINING: LITTLE OR NOT AT ALL 25%
FAIRLY WELL OR BETTER 75%

AVERAGE NUMBER OF TASKS PERFORMED: 146

TIME SPENT ON DUTIES:

| <u>DUTY</u> | <u>AVERAGE TIME SPENT BY ALL MEMBERS</u> |
|---|--|
| B DIRECTING AND IMPLEMENTING | 21 |
| F PERFORMING GENERAL RADAR REPAIR TASKS | 13 |
| C EVALUATING AND INSPECTING | 11 |
| I PERFORMING RADAR BOMB SCORING (RBS), ELECTRONIC COUNTERMEASURES (ECM), AND GROUND DIRECTED BOMBING (GDB) OPERATOR FUNCTIONS | 11 |
| E PREPARING AND MAINTAINING FORMS, RECORDS, AND REPORTS | 9 |
| D TRAINING | 8 |
| H PERFORMING SUPPORT FUNCTIONS | 8 |
| K ALIGNING AND ADJUSTING RADAR EQUIPMENT | 6 |
| A PLANNING AND ORGANIZING | 5 |
| G PERFORMING SITE INSTALLATION AND MOVING FUNCTIONS | 5 |

GROUP DIFFERENTIATING TASKS:

TASKS

A19 PLAN PROCEDURES FOR MOVING EQUIPMENT TO OR FROM SITE LOCATIONS
B1 ASSIGN PERSONNEL TO DUTY POSITIONS
B12 DIRECT MAINTENANCE CREWS
B14 DIRECT OPERATIONAL CREWS
B37 SELECT INSTRUCTORS OR TRAINERS
E6 PERFORM POST-MISSION DATA REDUCTION PROCEDURES
H17 OPERATE OR PERFORM OPERATOR MAINTENANCE ON DIESEL GENERATORS
J40 ISOLATE MALFUNCTIONS IN SYNCHRONIZER CIRCUITRY
K7 ADJUST MAGNETRON FREQUENCIES
K46 ALIGN OR ADJUST RADAR RECEIVERS

A 20

GROUP ID NUMBER AND TITLE: GRP355 - SAC Mobile Site Maintenance
Supervisors/OJT Trainers

NUMBER IN GROUP: 6

PERCENT OF SAMPLE: .7%

MAJOR COMMAND DISTRIBUTION: SAC (67%), TAC (33%)

LOCATION: CONUS (100%), OVERSEAS (0%)

DAFSC DISTRIBUTION: 30353 (33%), 30373 (67%)

AVERAGE GRADE: 4.8

AVERAGE TIME IN CAREER FIELD: 45 months

AVERAGE TIME IN SERVICE: 77 months

PERCENT MEMBERS IN FIRST ENLISTMENT: 17%

AVERAGE NUMBER OF PERSONNEL SUPERVISED: 2

EXPRESSED JOB INTEREST: DULL (0%), SO-SO (0%), INTERESTING (100%)

PERCEIVED UTILIZATION OF TALENTS: LITTLE OR NOT AT ALL 17%
FAIRLY WELL OR BETTER 83%

PERCEIVED UTILIZATION OF TRAINING: LITTLE OR NOT AT ALL 0%
FAIRLY WELL OR BETTER 100%

AVERAGE NUMBER OF TASKS PERFORMED: 129

TIME SPENT ON DUTIES:

| <u>DUTY</u> | <u>AVERAGE TIME SPENT BY ALL MEMBERS</u> |
|---|--|
| F PERFORMING GENERAL RADAR REPAIR TASKS | 23 |
| I PERFORMING RADAR BOMB SCORING (RBS), ELECTRONIC COUNTERMEASURES (ECM), AND GROUND DIRECTED BOMBING (GDB) OPERATOR FUNCTIONS | 16 |
| K ALIGNING AND ADJUSTING RADAR EQUIPMENT | 15 |
| B DIRECTING AND IMPLEMENTING | 13 |
| J ISOLATING MALFUNCTIONS IN RADAR EQUIPMENT | 8 |
| D TRAINING | 7 |
| H PERFORMING SUPPORT FUNCTIONS | 6 |
| C EVALUATING AND INSPECTING | 5 |
| E PREPARING AND MAINTAINING FORMS, RECORDS, AND REPORTS | 3 |

GROUP DIFFERENTIATING TASKS:

TASKS

B12 DIRECT MAINTENANCE CREWS
C33 INSPECT ELECTRONIC WARFARE (EW) SIMULATOR EQUIPMENT
D3 CONDUCT ON-THE-JOB TRAINING (OJT)
F32 REMOVE OR INSTALL BEARINGS ON ROTATING DEVICES
F43 REMOVE OR INSTALL ROTATING JOINTS
F48 REPLACE OR RECONDITION WIRING
I9 ANNOTATE AREA INSPECTION RECORDS
I89 PERFORM LOCAL OSCILLATOR CHECKS
J17 ISOLATE MALFUNCTIONS IN MODULATOR CIRCUITRY
J38 ISOLATE MALFUNCTIONS IN SLIP RING ASSEMBLIES

GROUP ID NUMBER AND TITLE: GRP500 - AN/MPS-T1 Crew Chiefs/OJT Trainers

NUMBER IN GROUP: 7

PERCENT OF SAMPLE: .8%

MAJOR COMMAND DISTRIBUTION: SAC (57%), TAC (43%)

LOCATION: CONUS (100%), OVERSEAS (0%)

DAFSC DISTRIBUTION: 30353 (57%), 30373 (43%)

AVERAGE GRADE: 4.7

AVERAGE TIME IN CAREER FIELD: 47 months

AVERAGE TIME IN SERVICE: 64 months

PERCENT MEMBERS IN FIRST ENLISTMENT: 29%

AVERAGE NUMBER OF PERSONNEL SUPERVISED: 3

EXPRESSED JOB INTEREST: DULL (14%), SO-SO (14%), INTERESTING (72%)

PERCEIVED UTILIZATION OF TALENTS: LITTLE OR NOT AT ALL 14%
FAIRLY WELL OR BETTER 86%

PERCEIVED UTILIZATION OF TRAINING: LITTLE OR NOT AT ALL 29%
FAIRLY WELL OR BETTER 71%

AVERAGE NUMBER OF TASKS PERFORMED: 229

TIME SPENT ON DUTIES:

| <u>DUTY</u> | <u>AVERAGE TIME SPENT BY ALL MEMBERS</u> |
|---|--|
| I PERFORMING RADAR BOMB SCORING (RBS), ELECTRONIC COUNTERMEASURES (ECM), AND GROUND DIRECTED BOMBING (GDB) OPERATOR FUNCTIONS | 36 |
| K ALIGNING AND ADJUSTING RADAR EQUIPMENT | 13 |
| F PERFORMING GENERAL RADAR REPAIR TASKS | 13 |
| J ISOLATING MALFUNCTIONS IN RADAR EQUIPMENT | 11 |
| B DIRECTING AND IMPLEMENTING | 9 |
| C EVALUATING AND INSPECTING | 5 |
| D TRAINING | 5 |
| E PREPARING AND MAINTAINING FORMS, RECORDS, AND REPORTS | 4 |
| H PERFORMING SUPPORT FUNCTIONS | 3 |

GROUP DIFFERENTIATING TASKS:

TASKS

B14 DIRECT OPERATIONAL CREWS
B18 DIRECT RADAR EQUIPMENT MAINTENANCE OR REPAIR FUNCTIONS
D3 CONDUCT ON-THE-JOB TRAINING (OJT)
D18 PREPARE OR UPDATE PERSONNEL TRAINING RECORDS
H16 OPERATE OR PERFORM OPERATOR MAINTENANCE ON 400 HERTZ GENERATORS
I13 BRIEF ONCOMING SUPERVISORS ON SHIFT CHANGEOVERS
J19 ISOLATE MALFUNCTIONS IN MULTIPLEXERS OR ANALOG-TO-DIGITAL INTERFACES
K28 ALIGN OR ADJUST MODULAR CIRCUITRY

GROUP ID NUMBER AND TITLE: GRP468 - AN/MPS-T1 Operators I

NUMBER IN GROUP: 19

PERCENT OF SAMPLE: 2%

MAJOR COMMAND DISTRIBUTION: TAC (53%), SAC (47%)

LOCATION: CONUS (90%), OVERSEAS (5%), NOT REPORTED (5%)

DAFSC DISTRIBUTION: 30333 (11%), 30353 (89%)

AVERAGE GRADE: 3.7

AVERAGE TIME IN CAREER FIELD: 26 months

AVERAGE TIME IN SERVICE: 34 month

PERCENT MEMBERS IN FIRST ENLISTMENT: 95%

AVERAGE NUMBER OF PERSONNEL SUPERVISED: 1

EXPRESSED JOB INTEREST: DULL (21%), SO-SO (11%), INTERESTING (47%),
NOT REPORTED (21%)

PERCEIVED UTILIZATION OF TALENTS: LITTLE OR NOT AT ALL 37%
FAIRLY WELL OR BETTER 63%

PERCEIVED UTILIZATION OF TRAINING: LITTLE OR NOT AT ALL 32%
FAIRLY WELL OR BETTER 68%

AVERAGE NUMBER OF TASKS PERFORMED: 144

TIME SPENT ON DUTIES:

DUTY

AVERAGE TIME SPENT
BY ALL MEMBERS

| | |
|---|----|
| I PERFORMING RADAR BOMB SCORING (RBS), ELECTRONIC COUNTERMEASURES (ECM), AND GROUND DIRECTED BOMBING (GDB) OPERATOR FUNCTIONS | 40 |
| F PERFORMING GENERAL RADAR REPAIR TASKS | 20 |
| K ALIGNING AND ADJUSTING RADAR EQUIPMENT | 13 |
| J ISOLATING MALFUNCTIONS IN RADAR EQUIPMENT | 10 |
| H PERFORMING SUPPORT FUNCTIONS | 6 |

GROUP DIFFERENTIATING TASKS:

TASKS

C33 INSPECT ELECTRONIC WARFARE (EW) SIMULATOR EQUIPMENT
F23 OPERATE SUPPORT EQUIPMENT (AGE)
F24 PACK OR UNPACK COMPONENTS OR MODULES
H15 OPERATE OR MAINTAIN GROUND SUPPORT EQUIPMENT
I1 ACKNOWLEDGE TRANSFER OF MPS-T1 GUIDANCE CONTROL TO MANUAL CONTROL
OPERATION
I62 PERFORM BAND CHANGING OR PULSE RECURRENCE FREQUENCY (PRF)
CHANGING PROCEDURES
I96 PERFORM MPS-T1 TARGET SIMULATOR TRACKING LOOP ALIGNMENT PROCEDURES
I102 PERFORM OPERATIONAL CHECKS OF MPS-T1 COMPUTER FAULT INDICATORS

GROUP ID NUMBER AND TITLE: GRP278 - AN/MPS-T1 Operator Trainees

NUMBER IN GROUP: 8

PERCENT OF SAMPLE: .9%

MAJOR COMMAND DISTRIBUTION: TAC (75%), SAC (25%)

LOCATION: CONUS (100%), OVERSEAS (0%)

DAFSC DISTRIBUTION: 30333 (38%), 30353 (62%)

AVERAGE GRADE: 3.4

AVERAGE TIME IN CAREER FIELD: 22 months

AVERAGE TIME IN SERVICE: 28 months

PERCENT MEMBERS IN FIRST ENLISTMENT: 100%

AVERAGE NUMBER OF PERSONNEL SUPERVISED: None

EXPRESSED JOB INTEREST: DULL (13%), SO-SO (13%), INTERESTING (61%),
NOT REPORTED (13%)

PERCEIVED UTILIZATION OF TALENTS: LITTLE OR NOT AT ALL 50%
FAIRLY WELL OR BETTER 50%

PERCEIVED UTILIZATION OF TRAINING: LITTLE OR NOT AT ALL 50%
FAIRLY WELL OR BETTER 50%

AVERAGE NUMBER OF TASKS PERFORMED: 82

TIME SPENT ON DUTIES:

| <u>DUTY</u> | <u>AVERAGE TIME SPENT BY ALL MEMBERS</u> |
|---|--|
| I PERFORMING RADAR BOMB SCORING (RBS), ELECTRONIC COUNTERMEASURES (ECM), AND GROUND DIRECTED BOMBING (GDB) OPERATOR FUNCTIONS | 38 |
| F PERFORMING GENERAL RADAR REPAIR TASKS | 24 |
| K ALIGNING AND ADJUSTING RADAR EQUIPMENT | 11 |
| H PERFORMING SUPPORT FUNCTIONS | 9 |
| J ISOLATING MALFUNCTIONS IN RADAR EQUIPMENT | 9 |
| G PERFORMING SITE INSTALLATION AND MOVING FUNCTIONS | 4 |

GROUP DIFFERENTIATING TASKS:

TASKS

F22 LUBRICATE VAN OR TRAILER CHASSIS
G10 INSTALL OR REMOVE ENTRANCE STEPS OR GRILLS
G16 LEVEL SHELTERS OR VANS
H4 CONSTRUCT WOOD BUILDINGS OR FURNISHINGS
H6 DRIVE SMALL GOVERNMENT VEHICLES SUCH AS PICKUPS OR PASSENGER
VEHICLES
I1 ACKNOWLEDGE TRANSFER OF MPS-T1 GUIDANCE CONTROL TO MANUAL
CONTROL OPERATION
I83 PERFORM I BAND RADAR SEARCH OR LOCK-ON PROCEDURES
I137 PERFORM RUN-UP PROCEDURES OF MPS-T1 TRANSMITTERS

GROUP ID NUMBER AND TITLE: GRP250 - AN/MPS-T1 Maintenance Technicians

NUMBER IN GROUP: 9

PERCENT OF SAMPLE: 1%

MAJOR COMMAND DISTRIBUTION: SAC (78%), TAC (22%)

LOCATION: CONUS (100%), OVERSEAS (0%)

DAFSC DISTRIBUTION: 30333 (11%), 30353 (67%), 30373 (22%)

AVERAGE GRADE: 4.4

AVERAGE TIME IN CAREER FIELD: 46 months

AVERAGE TIME IN SERVICE: 81 months

PERCENT MEMBERS IN FIRST ENLISTMENT: 44%

AVERAGE NUMBER OF PERSONNEL SUPERVISED: 1

EXPRESSED JOB INTEREST: DULL (0%), SO-SO (0%), INTERESTING (89%),
NOT REPORTED (11%)

PERCEIVED UTILIZATION OF TALENTS: LITTLE OR NOT AT ALL 11%
FAIRLY WELL OR BETTER 89%

PERCEIVED UTILIZATION OF TRAINING: LITTLE OR NOT AT ALL 11%
FAIRLY WELL OR BETTER 89%

AVERAGE NUMBER OF TASKS PERFORMED: 87

TIME SPENT ON DUTIES:

| <u>DUTY</u> | <u>AVERAGE TIME SPENT BY ALL MEMBERS</u> |
|---|--|
| F PERFORMING GENERAL RADAR REPAIR TASKS | 33 |
| K ALIGNING AND ADJUSTING RADAR EQUIPMENT | 23 |
| J ISOLATING MALFUNCTIONS IN RADAR EQUIPMENT | 18 |

GROUP DIFFERENTIATING TASKS:

TASKS

F16 INSTALL OR REMOVE COMPONENTS ON CHASSIS
F32 REMOVE OR INSTALL BEARINGS ON ROTATING DEVICES
J9 ISOLATE MALFUNCTIONS IN DEAD-TIME GATE CIRCUITRY
J35 ISOLATE MALFUNCTIONS IN SCAN LOSS CIRCUITRY
J53 ISOLATE MALFUNCTIONS TO MPS-T1 REVERSE POWER TRIP CIRCUITS
K35 ALIGN OR ADJUST MPS-T1 MAGNETRON FILAMENT PROGRAMMERS

GROUP ID NUMBER AND TITLE: GRP093 - General EW Personnel

NUMBER IN GROUP: 33

PERCENT OF SAMPLE: 4%

MAJOR COMMAND DISTRIBUTION: TAC (42%), SAC (42%), PACAF (12%), AFSC (4%)

LOCATION: CONUS (83%), OVERSEAS (17%)

DAFSC DISTRIBUTION: 30333 (9%), 30353 (91%)

SEX: MALE (91%), FEMALE (9%)

AVERAGE GRADE: 3.7

AVERAGE TIME IN CAREER FIELD: 32 months

AVERAGE TIME IN SERVICE: 41 months

PERCENT MEMBERS IN FIRST ENLISTMENT: 82%

AVERAGE NUMBER OF PERSONNEL SUPERVISED: None

EXPRESSED JOB INTEREST: DULL (15%), SO-SO (24%), INTERESTING (52%),
NOT REPORTED (9%)

PERCEIVED UTILIZATION OF TALENTS: LITTLE OR NOT AT ALL 55%
FAIRLY WELL OR BETTER 45%

PERCEIVED UTILIZATION OF TRAINING: LITTLE OR NOT AT ALL 45%
FAIRLY WELL OR BETTER 55%

AVERAGE NUMBER OF TASKS PERFORMED: 40

TIME SPENT ON DUTIES:

| <u>DUTY</u> | <u>AVERAGE TIME SPENT BY ALL MEMBERS</u> |
|---|--|
| F PERFORMING GENERAL RADAR REPAIR TASKS | 36 |
| I PERFORMING RADAR BOMB SCORING (RBS), ELECTRONIC COUNTERMEASURES (ECM), AND GROUND DIRECTED BOMBING (GDB) OPERATOR FUNCTIONS | 21 |
| K ALIGNING AND ADJUSTING RADAR EQUIPMENT | 16 |
| H PERFORMING SUPPORT FUNCTIONS | 13 |

GROUP DIFFERENTIATING TASKS:

TASKS

F4 CLEAN RADAR CHASSIS
F26 PERFORM POWER CHECKS OF RADAR SYSTEMS
F34 REMOVE OR INSTALL COMPONENTS SUCH AS RESISTORS, CAPACITORS, OR
TRANSISTORS BY SOLDERING TECHNIQUES
F40 REMOVE OR INSTALL MINOR HARDWARE SUCH AS BULBS OR FUSES
H6 DRIVE SMALL GOVERNMENT VEHICLES SUCH AS PICKUPS OR PASSENGER
VEHICLES
H19 PAINT EQUIPMENT OR FACILITIES
H20 PERFORM AREA BEAUTIFICATION
H21 PERFORM CORROSION CONTROL ON GROUND BASED ELECTRONIC EQUIPMENT,
ELECTRONIC EQUIPMENT VANS, OR HOUSING VANS

GROUP ID NUMBER AND TITLE: GRP067 - RBS Operator Personnel

NUMBER IN GROUP: 11

PERCENT OF SAMPLE: 1%

MAJOR COMMAND DISTRIBUTION: SAC (64%), TAC (18%), ATC (18%)

LOCATION: CONUS (91%), OVERSEAS (9%)

DAFSC DISTRIBUTION: 30333 (9%), 30353 (91%)

AVERAGE GRADE: 3.8

AVERAGE TIME IN CAREER FIELD: 38 months

AVERAGE TIME IN SERVICE: 46 months

PERCENT MEMBERS IN FIRST ENLISTMENT: 82%

AVERAGE NUMBER OF PERSONNEL SUPERVISED: None

EXPRESSED JOB INTEREST: DULL (18%), SO-SO (18%), INTERESTING (55%),
NOT REPORTED (9%)

PERCEIVED UTILIZATION OF TALENTS: LITTLE OR NOT AT ALL 27%
FAIRLY WELL OR BETTER 73%

PERCEIVED UTILIZATION OF TRAINING: LITTLE OR NOT AT ALL 46%
FAIRLY WELL OR BETTER 54%

AVERAGE NUMBER OF TASKS PERFORMED: 49

TIME SPENT ON DUTIES:

| <u>DUTY</u> | <u>AVERAGE TIME SPENT BY ALL MEMBERS</u> |
|-------------|--|
|-------------|--|

| | |
|---|----|
| I PERFORMING RADAR BOMB SCORING (RBS), ELECTRONIC COUNTERMEASURES (ECM), AND GROUND DIRECTED BOMBING (GDB) OPERATOR FUNCTIONS | 58 |
| K ALIGNING AND ADJUSTING RADAR EQUIPMENT | 17 |

GROUP DIFFERENTIATING TASKS:

TASKS

I45 MONITOR INDICATORS SUCH AS SCOPES OR ERROR METERS DURING MISSION RUNS
I59 PERFORM AUTOMATIC GAIN CONTROL (AGC) CHECKS
I83 PERFORM I BAND RADAR SEARCH OR LOCK-ON PROCEDURES
I85 PERFORM INDICATOR LAMP CHECKS
I98 PERFORM OPERATIONAL CHECKS OF AZIMUTH, ELEVATION, OR RANGE
AUTOMATIC TRACKING CIRCUITS
I106 PERFORM OPERATIONAL CHECKS OF RADAR ORIENTATION AGAINST SURVEY
POINTS
K46 ALIGN OR ADJUST RADAR RECEIVERS

GROUP ID NUMBER AND TITLE: GRP125 - RBS Operators

NUMBER IN GROUP: 5

PERCENT OF SAMPLE: .6%

MAJOR COMMAND DISTRIBUTION: SAC (80%), TAC (20%)

LOCATION: CONUS (80%), OVERSEAS (20%)

DAFSC DISTRIBUTION: 30333 (20%), 30353 (80%)

AVERAGE GRADE: 3.8

AVERAGE TIME IN CAREER FIELD: 30 months

AVERAGE TIME IN SERVICE: 36 months

PERCENT MEMBERS IN FIRST ENLISTMENT: 100%

AVERAGE NUMBER OF PERSONNEL SUPERVISED: None

EXPRESSED JOB INTEREST: DULL (20%), SO-SO (20%), INTERESTING (60%)

PERCEIVED UTILIZATION OF TALENTS: LITTLE OR NOT AT ALL 40%
FAIRLY WELL OR BETTER 60%

PERCEIVED UTILIZATION OF TRAINING: LITTLE OR NOT AT ALL 40%
FAIRLY WELL OR BETTER 60%

AVERAGE NUMBER OF TASKS PERFORMED: 34

TIME SPENT ON DUTIES:

| <u>DUTY</u> | <u>AVERAGE TIME SPENT BY ALL MEMBERS</u> |
|---|--|
| I PERFORMING RADAR BOMB SCORING (RBS), ELECTRONIC COUNTERMEASURES (ECM), AND GROUND DIRECTED BOMBING (GDB) OPERATOR FUNCTIONS | 58 |
| F PERFORMING GENERAL RADAR REPAIR TASKS | 16 |

GROUP DIFFERENTIATING TASKS:

TASKS

- I45 MONITOR INDICATORS SUCH AS SCOPES OR ERROR METERS DURING MISSION RUNS
- I46 MONITOR RADAR EQUIPMENT VOLTAGE METERS DURING NON-SCORING PERIODS
- I58 PERFORM AUTOMATIC FREQUENCY CONTROL (AFC) CHECKS
- I60 PERFORM AUTOMATIC TRACKING RADAR EQUIPMENT CLEANING OR LUBRICATING FUNCTIONS
- I83 PERFORM I BAND RADAR SEARCH OR LOCK-ON PROCEDURES
- I106 PERFORM OPERATIONAL CHECKS OR RADAR ORIENTATION AGAINST SURVEY POINTS

GROUP ID NUMBER AND TITLE: GRP098 - AN/MSQ 77 RBS Operators

NUMBER IN GROUP: 5

PERCENT OF SAMPLE: .6%

MAJOR COMMAND DISTRIBUTION: SAC (60%), ATC (40%)

LOCATION: CONUS (100%), OVERSEAS (0%)

DAFSC DISTRIBUTION: 30353 (100%)

AVERAGE GRADE: 4.0

AVERAGE TIME IN CAREER FIELD: 52 months

AVERAGE TIME IN SERVICE: 62 months

PERCENT MEMBERS IN FIRST ENLISTMENT: 60%

AVERAGE NUMBER OF PERSONNEL SUPERVISED: None

EXPRESSED JOB INTEREST: DULL (20%), SO-SO (20%), INTERESTING (40%),
NOT REPORTED (20%)

PERCEIVED UTILIZATION OF TALENTS: LITTLE OR NOT AT ALL 20%
FAIRLY WELL OR BETTER 80%

PERCEIVED UTILIZATION OF TRAINING: LITTLE OR NOT AT ALL 60%
FAIRLY WELL OR BETTER 40%

AVERAGE NUMBER OF TASKS PERFORMED: 63

TIME SPENT ON DUTIES:

| <u>DUTY</u> | <u>AVERAGE TIME SPENT BY ALL MEMBERS</u> |
|---|--|
| I PERFORMING RADAR BOMB SCORING (RBS), ELECTRONIC COUNTERMEASURES (ECM), AND GROUND DIRECTED BOMBING (GDB) OPERATOR FUNCTIONS | 62 |
| K ALIGNING AND ADJUSTING RADAR EQUIPMENT | 21 |

GROUP DIFFERENTIATING TASKS:

TASKS

- I159 PERFORM AUTOMATIC FREQUENCY CONTROL (AFC) CHECKS
- I189 PERFORM LOCAL OSCILLATOR CHECKS
- I106 PERFORM OPERATIONAL CHECKS OF RADAR ORIENTATION AGAINST SURVEY
POINTS
- I136 PERFORM REFLECTED POWER CHECKS
- I147 PERFORM TRACKING INDICATOR CHECKS
- K39 ALIGN OR ADJUST PARAMETRIC AMPLIFIERS

GROUP ID NUMBER AND TITLE: GRP049 - RBS/GDB Personnel

NUMBER IN GROUP: 56

PERCENT OF SAMPLE: 6%

MAJOR COMMAND DISTRIBUTION: SAC (96%), AFSC (4%)

LOCATION: CONUS (96%), OVERSEAS (4%)

DAFSC DISTRIBUTION: 30333 (24%), 30353 (74%), 30373 (2%)

AVERAGE GRADE: 3.7

AVERAGE TIME IN CAREER FIELD: 27 months

AVERAGE TIME IN SERVICE: 38 months

PERCENT MEMBERS IN FIRST ENLISTMENT: 86%

AVERAGE NUMBER OF PERSONNEL SUPERVISED: None

EXPRESSED JOB INTEREST: DULL (23%), SO-SO (20%), INTERESTING (47%), NOT REPORTED (10%)

PERCEIVED UTILIZATION OF TALENTS: LITTLE OR NOT AT ALL 43%
FAIRLY WELL OR BETTER 57%

PERCEIVED UTILIZATION OF TRAINING: LITTLE OR NOT AT ALL 54%
FAIRLY WELL OR BETTER 46%

AVERAGE NUMBER OF TASKS PERFORMED: 61

TIME SPENT ON DUTIES:

| <u>DUTY</u> | <u>AVERAGE TIME SPENT BY ALL MEMBERS</u> |
|---|--|
| I PERFORMING RADAR BOMB SCORING (RBS), ELECTRONIC COUNTERMEASURES (ECM), AND GROUND DIRECTED BOMBING (GDB) OPERATOR FUNCTIONS | 68 |
| F PERFORMING GENERAL RADAR REPAIR TASKS | 12 |
| K ALIGNING AND ADJUSTING RADAR EQUIPMENT | 8 |
| H PERFORMING SUPPORT FUNCTIONS | 4 |

GROUP DIFFERENTIATING TASKS:

TASKS

I11 ANNOTATE OR INSPECT BOMB RELEASE TIMES ON PLOTTING PAPER

I18 COMPARE AIRCRAFT INITIAL POINT (IP) WITH IP CHARTS

I21 COMPUTE RADAR BOMB SCORING (RBS) MISSION SCORES

I28 ENCODE RBS SCORES

I42 MARK OR MEASURE GROUND SPEED ON PLOTTING PAPER

I155 RECORD OR CONFIRM BOMB AWAY TIME WITH AIRCRAFT

I159 RELAY, CONFIRM, OR REVIEW RBS PRE-MISSION RUN INFORMATION SUCH AS TARGETS, IP, OR RUN TYPES

GROUP ID NUMBER AND TITLE: GRP249 - GDB Plotting Board Operators

NUMBER IN GROUP: 6

PERCENT OF SAMPLE: .7%

MAJOR COMMAND DISTRIBUTION: SAC (100%)

LOCATION: CONUS (100%), OVERSEAS (0%)

DAFSC DISTRIBUTION: 30333 (67%), 30353 (33%)

AVERAGE GRADE: 3.0

AVERAGE TIME IN CAREER FIELD: 15 months

AVERAGE TIME IN SERVICE: 22 months

PERCENT MEMBERS IN FIRST ENLISTMENT: 83%

AVERAGE NUMBER OF PERSONNEL SUPERVISED: None

EXPRESSED JOB INTEREST: DULL (0%), SO-SO (33%), INTERESTING (67%)

PERCEIVED UTILIZATION OF TALENTS: LITTLE OR NOT AT ALL 17%
FAIRLY WELL OR BETTER 83%

PERCEIVED UTILIZATION OF TRAINING: LITTLE OR NOT AT ALL 0%
FAIRLY WELL OR BETTER 100%

AVERAGE NUMBER OF TASKS PERFORMED: 59

TIME SPENT ON DUTIES:

| <u>DUTY</u> | <u>AVERAGE TIME SPENT BY ALL MEMBERS</u> |
|---|--|
| I PERFORMING RADAR BOMB SCORING (RBS), ELECTRONIC COUNTERMEASURES (ECM), AND GROUND DIRECTED BOMBING (GDB) OPERATOR FUNCTIONS | 50 |
| F PERFORMING GENERAL RADAR REPAIR TASKS | 18 |
| K ALIGNING AND ADJUSTING RADAR EQUIPMENT | 17 |
| J ISOLATING MALFUNCTIONS IN RADAR EQUIPMENT | 8 |
| H PERFORMING SUPPORT FUNCTIONS | 5 |

GROUP DIFFERENTIATING TASKS:

TASKS

I154 PERFORM ALTIMETER CHECKS OR ADJUSTMENTS
I167 PERFORM COMPUTER OR PLOTTING CONSOLES SERVO CHECKS
I180 PERFORM EXTERNAL BOMB TONE SENSITIVITY ADJUSTMENTS
I105 PERFORM OPERATIONAL CHECKS OF PLOTTING BOARDS
I114 PERFORM PEN INTERCHANGE CHECKS
I140 PERFORM SITE BOARD SET UP PROCEDURES FOR RBS MISSION RUNS
I145 PERFORM TIME MARK CHECKS
K2 ADJUST BOMB TONE CIRCUITRY
K9 ADJUST PLOTTING BOARD LINEARITY

GROUP ID NUMBER AND TITLE: GRP237 - RBS Mission Data Recorders

NUMBER IN GROUP: 6

PERCENT OF SAMPLE: .7%

MAJOR COMMAND DISTRIBUTION: SAC (100%)

LOCATION: CONUS (100%), OVERSEAS (0%)

DAFSC DISTRIBUTION: 30333 (17%), 30353 (66%), 30373 (17%)

AVERAGE GRADE: 3.7

AVERAGE TIME IN CAREER FIELD: 21 months

AVERAGE TIME IN SERVICE: 36 months

PERCENT MEMBERS IN FIRST ENLISTMENT: 83%

AVERAGE NUMBER OF PERSONNEL SUPERVISED: None

EXPRESSED JOB INTEREST: DULL (33%), SO-SO (34%), INTERESTING (0%),
NOT REPORTED (33%)

PERCEIVED UTILIZATION OF TALENTS: LITTLE OR NOT AT ALL 83%
FAIRLY WELL OR BETTER 17%

PERCEIVED UTILIZATION OF TRAINING: LITTLE OR NOT AT ALL 67%
FAIRLY WELL OR BETTER 33%

AVERAGE NUMBER OF TASKS PERFORMED: 55

TIME SPENT ON DUTIES:

| <u>DUTY</u> | <u>AVERAGE TIME SPENT BY ALL MEMBERS</u> |
|---|--|
| I PERFORMING RADAR BOMB SCORING (RBS), ELECTRONIC COUNTERMEASURES (ECM), AND GROUND DIRECTED BOMBING (GDB) OPERATOR FUNCTIONS | 83 |
| F PERFORMING GENERAL RADAR REPAIR TASKS | 7 |

GROUP DIFFERENTIATING TASKS:

TASKS

I19 COMPUTE BALLISTICS INFORMATION
I21 COMPUTE RADAR BOMB SCORING (RBS) MISSION SCORES
I26 CROSS-CHECK OR PASS SCORES TO COMMUNICATORS
I28 ENCODE RBS SCORES
I42 MARK OR MEASURE GROUND SPEED ON PLOTTING PAPER
I154 RECORD OR ACKNOWLEDGE PLOTTER INFORMATION FROM MISSION RUNS

GROUP ID NUMBER AND TITLE: GRP241 - RBS Operators/Mission Data Plotters

NUMBER IN GROUP: 12

PERCENT OF SAMPLE: 1%

MAJOR COMMAND DISTRIBUTION: SAC (100%)

LOCATION: CONUS (92%), OVERSEAS (8%)

DAFSC DISTRIBUTION: 30333 (17%), 30353 (75%), 30373 (8%)

AVERAGE GRADE: 3.9

AVERAGE TIME IN CAREER FIELD: 35 months

AVERAGE TIME IN SERVICE: 47 months

PERCENT MEMBERS IN FIRST ENLISTMENT: 83%

AVERAGE NUMBER OF PERSONNEL SUPERVISED: None

EXPRESSED JOB INTEREST: DULL (33%), SO-SO (33%), INTERESTING (25%),
NOT REPORTED (9%)

PERCEIVED UTILIZATION OF TALENTS: LITTLE OR NOT AT ALL 33%
FAIRLY WELL OR BETTER 67%

PERCEIVED UTILIZATION OF TRAINING: LITTLE OR NOT AT ALL 67%
FAIRLY WELL OR BETTER 33%

AVERAGE NUMBER OF TASKS PERFORMED: 78

TIME SPENT ON DUTIES:

| <u>DUTY</u> | <u>AVERAGE TIME SPENT BY ALL MEMBERS</u> |
|---|--|
| I PERFORMING RADAR BOMB SCORING (RBS), ELECTRONIC COUNTERMEASURES (ECM), AND GROUND DIRECTED BOMBING (GDB) OPERATOR FUNCTIONS | 82 |
| F PERFORMING GENERAL RADAR REPAIR TASKS | 6 |

GROUP DIFFERENTIATING TASKS:

TASKS

I12 ANNOTATE OR INSPECT RANGE OR AZIMUTH OF TARGETS ON PLOTTING
PAPER
I18 COMPARE AIRCRAFT INITIAL POINT (IP) WITH IP CHARTS
I30 IDENTIFY TRACKED AIRCRAFT
I39 INSPECT PLOTTING PAPER FOR REPLOTS
I42 MARK OR MEASURE GROUND SPEED ON PLOTTING PAPER
I43 MEASURE CIRCULAR ERROR (CE) OR AZIMUTH ON PLOTTING PAPER
I45 MONITOR INDICATORS SUCH AS SCOPES OR ERROR METERS DURING
MISSION RUNS
I54 PERFORM ALTIMETER CHECKS OR ADJUSTMENTS
I83 PERFORM I BAND RADAR SEARCH OR LOCK-ON PROCEDURES

GROUP ID NUMBER AND TITLE: GRP268 - RBS Communicators

NUMBER IN GROUP: 9

PERCENT OF SAMPLE: 1%

MAJOR COMMAND DISTRIBUTION: SAC (100%)

LOCATION: CONUS (100%), OVERSEAS (0%)

DAFSC DISTRIBUTION: 30353 (100%)

AVERAGE GRADE: 4.0

AVERAGE TIME IN CAREER FIELD: 36 months

AVERAGE TIME IN SERVICE: 45 months

PERCENT MEMBERS IN FIRST ENLISTMENT: 78%

AVERAGE NUMBER OF PERSONNEL SUPERVISED: 1

EXPRESSED JOB INTEREST: DULL (33%), SO-SO (0%), INTERESTING (67%)

PERCEIVED UTILIZATION OF TALENTS: LITTLE OR NOT AT ALL 56%
FAIRLY WELL OR BETTER 44%

PERCEIVED UTILIZATION OF TRAINING: LITTLE OR NOT AT ALL 44%
FAIRLY WELL OR BETTER 56%

AVERAGE NUMBER OF TASKS PERFORMED: 69

TIME SPENT ON DUTIES:

DUTY

AVERAGE TIME SPENT
BY ALL MEMBERS

| | |
|---|----|
| I PERFORMING RADAR BOMB SCORING (RBS), ELECTRONIC COUNTERMEASURES (ECM), AND GROUND DIRECTED BOMBING (GDB) OPERATOR FUNCTIONS | 58 |
| F PERFORMING GENERAL RADAR REPAIR TASKS | 18 |
| K ALIGNING AND ADJUSTING RADAR EQUIPMENT | 10 |
| H PERFORMING SUPPORT FUNCTIONS | 5 |

GROUP DIFFERENTIATING TASKS:

TASKS

I13 ADVISE AIRCREWS OF RANGE TIME, STATUS, OR CONDITIONS
I18 ADVISE RADAR OPERATORS OF RUN TERMINATIONS
I10 ANNOTATE COMMUNICATOR RECORDER TAPES
I47 NOTE OR RELAY RANGE DEPARTURE TIME OF AIRCRAFT
I152 RECEIVE OR RECORD TRANSMITTED MISSION DETAILS FROM
AIRCREWS
I155 RECORD OR CONFIRM BOMB AWAY TIME WITH AIRCRAFT
I159 RELAY, CONFIRM, OR REVIEW RBS PRE-MISSION RUN INFORMATION
SUCH AS TARGETS, IP, OR RUN TYPES
I160 RELAY FEDERAL AVIATION ADMINISTRATION (FAA) INSTRUCTIONS
TO AIRCREWS
I166 SIGN ON COMMUNICATOR TAPE RECORDERS

GROUP ID NUMBER AND TITLE: GRP037 - AN/MPS-T1 Operator Personnel

NUMBER IN GROUP: 24

PERCENT OF SAMPLE: 3%

MAJOR COMMAND DISTRIBUTION: SAC (71%), TAC (29%)

LOCATION: CONUS (96%), OVERSEAS (4%)

DAFSC DISTRIBUTION: 30333 (38%), 30353 (62%)

SEX: MALE (87%), FEMALE (13%)

AVERAGE GRADE: 3.4

AVERAGE TIME IN CAREER FIELD: 22 months

AVERAGE TIME IN SERVICE: 28 months

PERCENT MEMBERS IN FIRST ENLISTMENT: 92%

AVERAGE NUMBER OF PERSONNEL SUPERVISED: None

EXPRESSED JOB INTEREST: DULL (25%), SO-SO (29%), INTERESTING (38%),
NOT REPORTED (8%)

PERCEIVED UTILIZATION OF TALENTS: LITTLE OR NOT AT ALL 50%
FAIRLY WELL OR BETTER 50%

PERCEIVED UTILIZATION OF TRAINING: LITTLE OR NOT AT ALL 46%
FAIRLY WELL OR BETTER 64%

AVERAGE NUMBER OF TASKS PERFORMED: 34

TIME SPENT ON DUTIES:

DUTY

AVERAGE TIME SPENT
BY ALL MEMBERS

| | |
|---|----|
| I PERFORMING RADAR BOMB SCORING (RBS), ELECTRONIC COUNTERMEASURES (ECM), AND GROUND DIRECTED BOMBING (GDB) OPERATOR FUNCTIONS | 55 |
| F PERFORMING GENERAL RADAR REPAIR TASKS | 26 |
| H PERFORMING SUPPORT FUNCTIONS | 8 |

GROUP DIFFERENTIATING TASKS:

TASKS

| | |
|---|--|
| I1 ACKNOWLEDGE TRANSFER OF MPS-T1 GUIDANCE CONTROL TO MANUAL CONTROL OPERATION | |
| I49 OPERATE MPS-T1 MANUAL TRACKER AZIMUTH OR ELEVATION CONTROLS | |
| I50 OPERATE MPS-T1 MANUAL TRACKER RANGE CONTROLS | |
| I51 OPERATE MPS-T1 MANUAL TRACKER T1 OR T2 CONTROLS | |
| I170 TURN OFF OR TURN ON MPS-T1 TRIGGERS | |

GROUP ID NUMBER AND TITLE: GRP202 - AN/MPS-T1 Operators II

NUMBER IN GROUP: 6

PERCENT OF SAMPLE: .7%

MAJOR COMMAND DISTRIBUTION: TAC (67%), SAC (33%)

LOCATION: CONUS (100%), OVERSEAS (0%)

DAFSC DISTRIBUTION: 30333 (17%), 30353 (83%)

AVERAGE GRADE: 3.5

AVERAGE TIME IN CAREER FIELD: 22 months

AVERAGE TIME IN SERVICE: 27 months

PERCENT MEMBERS IN FIRST ENLISTMENT: 100%

AVERAGE NUMBER OF PERSONNEL SUPERVISED: None

EXPRESSED JOB INTEREST: DULL (33%), SO-SO (0%), INTERESTING (67%)

PERCEIVED UTILIZATION OF TALENTS: LITTLE OR NOT AT ALL 33%
FAIRLY WELL OR BETTER 67%

PERCEIVED UTILIZATION OF TRAINING: LITTLE OR NOT AT ALL 50%
FAIRLY WELL OR BETTER 50%

AVERAGE NUMBER OF TASKS PERFORMED: 34

TIME SPENT ON DUTIES:

| <u>DUTY</u> | <u>AVERAGE TIME SPENT BY ALL MEMBERS</u> |
|---|--|
| F PERFORMING GENERAL RADAR REPAIR TASKS | 47 |
| I PERFORMING RADAR BOMB SCORING (RBS), ELECTRONIC COUNTERMEASURES (ECM), AND GROUND DIRECTED BOMBING (GDB) OPERATOR FUNCTIONS | 27 |
| H PERFORMING SUPPORT FUNCTIONS | 10 |

GROUP DIFFERENTIATING TASKS:

TASKS

F26 PERFORM POWER CHECKS OF RADAR SYSTEMS
F34 REMOVE OR INSTALL COMPONENTS SUCH AS RESISTORS, CAPACITORS, OR
TRANSISTORS BY SOLDERING TECHNIQUES
F37 REMOVE OR INSTALL DESICCANTS
I49 OPERATE MPS-T1 MANUAL TRACKER AZIMUTH OR ELEVATION CONTROLS
I50 OPERATE MPS-T1 MANUAL TRACKER RANGE CONTROLS
I137 PERFORM RUN-UP PROCEDURES OF MPS-T1 TRANSMITTERS

GROUP ID NUMBER AND TITLE: GRP211 - AN/MPS-T1 Operators III

NUMBER IN GROUP: 6

PERCENT OF SAMPLE: .7%

MAJOR COMMAND DISTRIBUTION: SAC (100%)

LOCATION: CONUS (100%), OVERSEAS (0%)

DAFSC DISTRIBUTION: 30333 (17%), 30353 (83%)

AVERAGE GRADE: 3.7

AVERAGE TIME IN CAREER FIELD: 27 months

AVERAGE TIME IN SERVICE: 37 months

PERCENT MEMBERS IN FIRST ENLISTMENT: 83%

AVERAGE NUMBER OF PERSONNEL SUPERVISED: None

EXPRESSED JOB INTEREST: DULL (33%), SO-SO (67%), INTERESTING (0%)

PERCEIVED UTILIZATION OF TALENTS: LITTLE OR NOT AT ALL 67%
FAIRLY WELL OR BETTER 33%

PERCEIVED UTILIZATION OF TRAINING: LITTLE OR NOT AT ALL 67%
FAIRLY WELL OR BETTER 33%

AVERAGE NUMBER OF TASKS PERFORMED: 56

TIME SPENT ON DUTIES:

| <u>DUTY</u> | <u>AVERAGE TIME SPENT BY ALL MEMBERS</u> |
|---|--|
| I PERFORMING RADAR BOMB SCORING (RBS), ELECTRONIC COUNTERMEASURES (ECM), AND GROUND DIRECTED BOMBING (GDB) OPERATOR FUNCTIONS | 66 |
| F PERFORMING GENERAL RADAR REPAIR TASKS | 18 |
| H PERFORMING SUPPORT FUNCTIONS | 8 |

GROUP DIFFERENTIATING TASKS:

TASKS

F26 PERFORM POWER CHECKS OF RADAR SYSTEMS
F37 REMOVE OR INSTALL DESICCANTS
I1 ACKNOWLEDGE TRANSFER OF MPS-T1 GUIDANCE CONTROL TO MANUAL
CONTROL OPERATION
I8 ADVISE RADAR OPERATORS OF RUN TERMINATIONS
I38 INSPECT OR INSTALL PAPER ON MPS-T1 TELETYPES
I48 OPERATE MPS-T1 GUIDANCE RADAR
I94 PERFORM MPS-T1 REFERENCE OPERATOR RADAR OPERATION

GROUP ID NUMBER AND TITLE: GRP141 - AN/MPS-T1 Operators IV

NUMBER IN GROUP: 5

PERCENT OF SAMPLE: .6%

MAJOR COMMAND DISTRIBUTION: SAC (80%), TAC (20%)

LOCATION: CONUS (100%), OVERSEAS (0%)

DAFSC DISTRIBUTION: 30333 (60%), 30353 (40%)

SEX: MALE (80%), FEMALE (20%)

AVERAGE GRADE: 3.2

AVERAGE TIME IN CAREER FIELD: 22 months

AVERAGE TIME IN SERVICE: 28 months

PERCENT MEMBERS IN FIRST ENLISTMENT: 80%

AVERAGE NUMBER OF PERSONNEL SUPERVISED: None

EXPRESSED JOB INTEREST: DULL (40%), SO-SO (20%), INTERESTING (20%),
NOT REPORTED (20%)

PERCEIVED UTILIZATION OF TALENTS: LITTLE OR NOT AT ALL 60%
FAIRLY WELL OR BETTER 40%

PERCEIVED UTILIZATION OF TRAINING: LITTLE OR NOT AT ALL 40%
FAIRLY WELL OR BETTER 60%

AVERAGE NUMBER OF TASKS PERFORMED: 13

TIME SPENT ON DUTIES:

| <u>DUTY</u> | <u>AVERAGE TIME SPENT BY ALL MEMBERS</u> |
|---|--|
| I PERFORMING RADAR BOMB SCORING (RBS), ELECTRONIC COUNTERMEASURES (ECM), AND GROUND DIRECTED BOMBING (GDB) OPERATOR FUNCTIONS | 79 |

GROUP DIFFERENTIATING TASKS:

TASKS

- I1 ACKNOWLEDGE TRANSFER OF MPS-T1 GUIDANCE CONTROL TO
MANUAL CONTROL OPERATION
- I17 CLOSE OR OPEN MPS-T1 CURTAINS BETWEEN CONSOLES AND
MANUAL TRACKERS
- I49 OPERATE MPS-T1 MANUAL TRACKER AZIMUTH OR ELEVATION CONTROLS
- I50 OPERATE MPS-T1 MANUAL TRACKER RANGE CONTROLS
- I69 PERFORM COMPUTER PRE-PROGRAMMED INFORMATION CHECKS SUCH AS
WEATHER OR TEMPERATURE INPUTS
- I70 PERFORM CONICAL SCANNING CHECKS

GROUP ID NUMBER AND TITLE: GRP040 - SGLS Personnel

NUMBER IN GROUP: 36

PERCENT OF SAMPLE: 4%

MAJOR COMMAND DISTRIBUTION: AFSC (100%)

LOCATION: CONUS (100%), OVERSEAS (0%)

DAFSC DISTRIBUTION: 30333 (3%), 30353 (81%), 30373 (14%), Not Reported (2%)

AVERAGE GRADE: 4.1

AVERAGE TIME IN CAREER FIELD: 50 months

AVERAGE TIME IN SERVICE: 57 months

PERCENT MEMBERS IN FIRST ENLISTMENT: 67%

AVERAGE NUMBER OF PERSONNEL SUPERVISED: 1

EXPRESSED JOB INTEREST: DULL (33%), SO-SO (17%), INTERESTING (42%),
NOT REPORTED (8%)

PERCEIVED UTILIZATION OF TALENTS: LITTLE OR NOT AT ALL 36%
FAIRLY WELL OR BETTER 64%

PERCEIVED UTILIZATION OF TRAINING: LITTLE OR NOT AT ALL 56%
FAIRLY WELL OR BETTER 44%

AVERAGE NUMBER OF TASKS PERFORMED: 51

TIME SPENT ON DUTIES:

| <u>DUTY</u> | <u>AVERAGE TIME SPENT BY ALL MEMBERS</u> |
|--|--|
| R PERFORMING SPACE GROUND LINK SYSTEM (SGLS) OPERATOR AND MAINTENANCE FUNCTIONS | 49 |
| F PERFORMING GENERAL RADAR REPAIR TASKS | 23 |
| C EVALUATING AND INSPECTING | 6 |
| B DIRECTING AND IMPLEMENTING | 6 |
| H PERFORMING SUPPORT FUNCTIONS | 5 |
| E PREPARING AND MAINTAINING FORMS, RECORDS, AND REPORTS | 3 |

GROUP DIFFERENTIATING TASKS:

TASKS

R5 ADJUST OR ALIGN SGLS POWER SUPPLIES
R12 ISOLATE MALFUNCTIONS IN SGLS SUPPORT EQUIPMENT SUCH AS AMPLIFIERS,
PREAMPLIFIERS, OSCILLATORS, OR CONTROL UNITS
R19 PERFORM CORROSION CONTROL CHECKS ON SGLS 46 OR 60-FOOT ANTENNAS
R20 PERFORM SERVICING OR LUBRICATION OF SGLS 46 OR 60-FOOT ANTENNA
MECHANICAL EQUIPMENT
R21 PERFORM SGLS EQUIPMENT OPERATION PROCEDURES
R24 REMOVE OR INSTALL COMPONENTS OF SGLS POWER SUPPLIES

GROUP ID NUMBER AND TITLE: GRP525 - SGLS 60-Foot Antenna Supervisors

NUMBER IN GROUP: 6

PERCENT OF SAMPLE: .7%

MAJOR COMMAND DISTRIBUTION: AFSC (100%)

LOCATION: CONUS (100%), OVERSEAS (0%)

DAFSC DISTRIBUTION: 30353 (67%), 30373 (17%), Not Reported (16%)

AVERAGE GRADE: 4.8

AVERAGE TIME IN CAREER FIELD: 71 months

AVERAGE TIME IN SERVICE: 72 months

PERCENT MEMBERS IN FIRST ENLISTMENT: 0%

AVERAGE NUMBER OF PERSONNEL SUPERVISED: 2

EXPRESSED JOB INTEREST: DULL (0%), SO-SO (0%), INTERESTING (100%)

PERCEIVED UTILIZATION OF TALENTS: LITTLE OR NOT AT ALL 0%
FAIRLY WELL OR BETTER 100%

PERCEIVED UTILIZATION OF TRAINING: LITTLE OR NOT AT ALL 100%
FAIRLY WELL OR BETTER 0%

AVERAGE NUMBER OF TASKS PERFORMED: 90

TIME SPENT ON DUTIES:

| <u>DUTY</u> | <u>AVERAGE TIME SPENT BY ALL MEMBERS</u> |
|--|--|
| R PERFORMING SPACE GROUND LINK SYSTEM (SGLS) OPERATOR AND MAINTENANCE FUNCTIONS | 33 |
| F PERFORMING GENERAL RADAR REPAIR TASKS | 18 |
| C EVALUATING AND INSPECTING | 13 |
| B DIRECTING AND IMPLEMENTING | 13 |
| D TRAINING | 10 |
| E PREPARING AND MAINTAINING FORMS, RECORDS, AND REPORTS | 5 |
| H PERFORMING SUPPORT FUNCTIONS | 3 |

GROUP DIFFERENTIATING TASKS:

TASKS

B33 INTERPRET POLICIES, DIRECTIVES, OR PROCEDURES FOR SUBORDINATES
C17 EVALUATE PROFICIENCY OF SATELLITE TRACKING PERSONNEL
C36 INSPECT SATELLITE TRACKING EQUIPMENT FOR OPERATIONAL READINESS
D3 CONDUCT ON-THE-JOB TRAINING (OJT)
E26 WRITE AIRMAN PERFORMANCE REPORTS (APR)
R4 ADJUST OR ALIGN SGLS 400 MEGAHERTZ (MHZ) RECEIVER SYSTEMS OR
TEST EQUIPMENT
R8 ISOLATE MALFUNCTIONS IN SGLS 60 FOOT ANTENNA SYSTEMS
R22 REMOVE OR INSTALL COMPONENTS OF SGLS 375 UHF TRANSMITTERS OR
TEST EQUIPMENT

GROUP ID NUMBER AND TITLE: GRP448 - SGLS 60-Foot Antenna Technicians

NUMBER IN GROUP: 14

PERCENT OF SAMPLE: 2%

MAJOR COMMAND DISTRIBUTION: AFSC (100%)

LOCATION: CONUS (100%), OVERSEAS (0%)

DAFSC DISTRIBUTION: 30333 (7%), 30353 (93%)

AVERAGE GRADE: 3.8

AVERAGE TIME IN CAREER FIELD: 33 months

AVERAGE TIME IN SERVICE: 38 months

PERCENT MEMBERS IN FIRST ENLISTMENT: 93%

AVERAGE NUMBER OF PERSONNEL SUPERVISED: None

EXPRESSED JOB INTEREST: DULL (21%), SO-SO (29%), INTERESTING (43%),
NOT REPORTED (7%)

PERCEIVED UTILIZATION OF TALENTS: LITTLE OR NOT AT ALL 21%
FAIRLY WELL OR BETTER 79%

PERCEIVED UTILIZATION OF TRAINING: LITTLE OR NOT AT ALL 57%
FAIRLY WELL OR BETTER 43%

AVERAGE NUMBER OF TASKS PERFORMED: 44

TIME SPENT ON DUTIES:

| <u>DUTY</u> | <u>AVERAGE TIME SPENT BY ALL MEMBERS</u> |
|--|--|
| R PERFORMING SPACE GROUND LINK SYSTEM (SGLS) OPERATOR AND MAINTENANCE FUNCTIONS | 57 |
| F PERFORMING GENERAL RADAR REPAIR TASKS | 29 |
| H PERFORMING SUPPORT FUNCTIONS | 6 |

GROUP DIFFERENTIATING TASKS:

TASKS

R2 ADJUST OR ALIGN CIRCUITS OR ASSEMBLIES OF SGLS 60 FOOT ANTENNAS
R9 ISOLATE MALFUNCTIONS IN SGLS 375 UHF TRANSMITTERS OR TEST EQUIPMENT
R16 PERFORM CHECKS ON SGLS SUPPORT EQUIPMENT SUCH AS AMPLIFIERS,
PREAMPLIFIERS, OSCILLATORS, OR CONTROL UNITS
R20 PERFORM SERVICING OR LUBRICATION OF SGLS 46 OR 60 FOOT ANTENNA
MECHANICAL EQUIPMENT
R21 PERFORM SGLS EQUIPMENT OPERATION PROCEDURES
R23 REMOVE OR INSTALL COMPONENTS OF SGLS 400 MHZ RECEIVERS OR TEST
EQUIPMENT

GROUP ID NUMBER AND TITLE: GRP221 - SGLS 46-Foot Antenna Technicians

NUMBER IN GROUP: 12

PERCENT OF SAMPLE: 1%

MAJOR COMMAND DISTRIBUTION: AFSC (100%)

LOCATION: CONUS (100%), OVERSEAS (0%)

DAFSC DISTRIBUTION: 30353 (92%), 30373 (8%)

AVERAGE GRADE: 3.8

AVERAGE TIME IN CAREER FIELD: 40 months

AVERAGE TIME IN SERVICE: 41 months

PERCENT MEMBERS IN FIRST ENLISTMENT: 92%

AVERAGE NUMBER OF PERSONNEL SUPERVISED: None

EXPRESSED JOB INTEREST: DULL (67%), SO-SO (8%), INTERESTING (17%),
NOT REPORTED (8%)

PERCEIVED UTILIZATION OF TALENTS: LITTLE OR NOT AT ALL 67%
FAIRLY WELL OR BETTER 33%

PERCEIVED UTILIZATION OF TRAINING: LITTLE OR NOT AT ALL 33%
FAIRLY WELL OR BETTER 67%

AVERAGE NUMBER OF TASKS PERFORMED: 48

TIME SPENT ON DUTIES:

| <u>DUTY</u> | <u>AVERAGE TIME SPENT BY ALL MEMBERS</u> |
|--|--|
| R PERFORMING SPACE GROUND LINK SYSTEM (SGLS) OPERATOR AND MAINTENANCE FUNCTIONS | 41 |
| F PERFORMING GENERAL RADAR REPAIR TASKS | 24 |
| C EVALUATING AND INSPECTING | 9 |
| E PREPARING AND MAINTAINING FORMS, RECORDS, AND REPORTS | 5 |
| H PERFORMING SUPPORT FUNCTIONS | 5 |

GROUP DIFFERENTIATING TASKS:

TASKS

C36 INSPECT SATELLITE TRACKING EQUIPMENT FOR OPERATIONAL READINESS
F26 PERFORM POWER CHECKS OF RADAR SYSTEMS
R1 ADJUST OR ALIGN CIRCUITS OR ASSEMBLIES OF SPACE GROUND LINK
SYSTEM (SGLS) 46 FOOT ANTENNAS
R7 ISOLATE MALFUNCTIONS IN SGLS 46 FOOT ANTENNA SYSTEMS
R17 PERFORM MECHANICAL CHECKS OR ELECTRICAL TESTS ON 46 FOOT SGLS
ANTENNAS
R26 REMOVE OR INSTALL COMPONENTS OR ASSEMBLIES OF SGLS 46 FOOT
ANTENNA SYSTEMS

GROUP ID NUMBER AND TITLE: GRP022 - MCGS Personnel

NUMBER IN GROUP: 56

PERCENT OF SAMPLE: 6%

MAJOR COMMAND DISTRIBUTION: TAC (64%), AFSC (29%), ATC (5%), AFCS (2%)

LOCATION: CONUS (96%), OVERSEAS (4%)

DAFSC DISTRIBUTION: 30333 (5%), 30353 (68%), 30373 (25%), 30393 (2%)

SEX: MALE (82%), FEMALE (18%)

AVERAGE GRADE: 4.3

AVERAGE TIME IN CAREER FIELD: 53 months

AVERAGE TIME IN SERVICE: 77 months

PERCENT MEMBERS IN FIRST ENLISTMENT: 54%

AVERAGE NUMBER OF PERSONNEL SUPERVISED: 1

EXPRESSED JOB INTEREST: DULL (13%), SO-SO (11%), INTERESTING (73%),
NOT REPORTED (3%)

PERCEIVED UTILIZATION OF TALENTS: LITTLE OR NOT AT ALL 16%
FAIRLY WELL OR BETTER 79%
NOT REPORTED 5%

PERCEIVED UTILIZATION OF TRAINING: LITTLE OR NOT AT ALL 30%
FAIRLY WELL OR BETTER 66%
NOT REPORTED 4%

AVERAGE NUMBER OF TASKS PERFORMED: 218

TIME SPENT ON DUTIES:

| <u>DUTY</u> | <u>AVERAGE TIME SPENT BY ALL MEMBERS</u> |
|---|--|
| N PERFORMING MCGS EQUIPMENT CHECKS AND OPERATIONS | 25 |
| O ALIGNING AND ADJUSTING MCGS EQUIPMENT | 15 |
| P ISOLATING MALFUNCTIONS IN MCGS EQUIPMENT | 14 |
| F PERFORMING GENERAL RADAR REPAIR TASKS | 8 |
| Q REMOVING AND INSTALLING MCGS EQUIPMENT | 6 |
| M PERFORMING MICROWAVE COMMAND GUIDANCE SYSTEM (MCGS) EQUIPMENT AIRBORNE OPERATIONS | 6 |
| L PERFORMING MICROWAVE COMMAND GUIDANCE SYSTEM (MCGS) AIRBORNE RADAR TECHNICIAN (ART) OPERATIONS | 5 |

GROUP DIFFERENTIATING TASKS:

TASKS

L9 PERFORM AIRBORNE RADAR POST-FLIGHT PROCEDURES
M1 ACQUIRE OR TRACK MCGS REMOTELY PILOTED VEHICLES (RPV)
N10 PERFORM AN/TPW-2, AN/TPW-2A, OR AN/TPW-3 ACTIVE TRACKING MODE PROCEDURES
N45 PERFORM MCGS PLOTTING BOARD PEN COINCIDENCE CHECKS
N56 PERFORM OPERATIONAL CHECKS OF MCGS SIGNAL DATA RECORDERS
O23 PERFORM AN/APW-23, AN/TPW-2, OR AN/APM-273 POWER SUPPLY ADJUSTMENTS
P39 ISOLATE MALFUNCTIONS IN MCGS AUTOMATIC GAIN CONTROL (AGC)
CIRCUITRY
Q14 INSTALL OR REMOVE PARTS OF MCGS RANGE COMPUTERS

GROUP ID NUMBER AND TITLE: GRP359 - Airborne Radar Operators

NUMBER IN GROUP: 10

PERCENT OF SAMPLE: 1%

MAJOR COMMAND DISTRIBUTION: TAC (100%)

LOCATION: CONUS (80%), OVERSEAS (20%)

DAFSC DISTRIBUTION: 30353 (50%), 30373 (40%), 30393 (10%)

AVERAGE GRADE: 5.2

AVERAGE TIME IN CAREER FIELD: 92 months

AVERAGE TIME IN SERVICE: 123 months

PERCENT MEMBERS IN FIRST ENLISTMENT: 10%

AVERAGE NUMBER OF PERSONNEL SUPERVISED: 1

EXPRESSED JOB INTEREST: DULL (0%), SO-SO (0%), INTERESTING (100%)

PERCEIVED UTILIZATION OF TALENTS: LITTLE OR NOT AT ALL 10%
FAIRLY WELL OR BETTER 90%

PERCEIVED UTILIZATION OF TRAINING: LITTLE OR NOT AT ALL 40%
FAIRLY WELL OR BETTER 50%
NOT REPORTED 10%

AVERAGE NUMBER OF TASKS PERFORMED: 101

TIME SPENT ON DUTIES:

| <u>DUTY</u> | <u>AVERAGE TIME SPENT BY ALL MEMBERS</u> |
|---|--|
| N PERFORMING MCGS EQUIPMENT CHECKS AND OPERATIONS | 28 |
| M PERFORMING MICROWAVE COMMAND GUIDANCE SYSTEM (MCGS) EQUIPMENT AIRBORNE OPERATIONS | 24 |
| L PERFORMING MICROWAVE COMMAND GUIDANCE SYSTEM (MCGS) AIRBORNE RADAR TECHNICIAN (ART) OPERATIONS | 24 |

GROUP DIFFERENTIATING TASKS:

TASKS

L8 PARTICIPATE IN DRONE MISSION BRIEFINGS OR DEBRIEFINGS
L28 PREPARE OR ANNOTATE AIRCRAFT FORMS
M1 ACQUIRE OR TRACK MCGS REMOTELY PILOTED VEHICLES (RPV)
M15 PERFORM IN-FLIGHT OPERATIONAL CHECKS OF RPV
M21 PERFORM RPV RECOVERY PHASE AIRBORNE PROCEDURES
M22 PREPARE POST-FLIGHT EQUIPMENT STATUS INFORMATION FOR
MAINTENANCE PERSONNEL

GROUP ID NUMBER AND TITLE: GRP273 - RPV Testing Personnel

NUMBER IN GROUP: 9

PERCENT OF SAMPLE: 1%

MAJOR COMMAND DISTRIBUTION: TAC (67%), AFSC (33%)

LOCATION: CONUS (100%), OVERSEAS (0%)

DAFSC DISTRIBUTION: 30333 (11%), 30353 (78%), 30373 (11%)

SEX: MALE (44%), FEMALE (56%)

AVERAGE GRADE: 3.6

AVERAGE TIME IN CAREER FIELD: 20 months

AVERAGE TIME IN SERVICE: 34 months

PERCENT MEMBERS IN FIRST ENLISTMENT: 89%

AVERAGE NUMBER OF PERSONNEL SUPERVISED: None

EXPRESSED JOB INTEREST: DULL (33%), SO-SO (22%), INTERESTING (33%),
NOT REPORTED (12%)

PERCEIVED UTILIZATION OF TALENTS: LITTLE OR NOT AT ALL 11%
FAIRLY WELL OR BETTER 89%

PERCEIVED UTILIZATION OF TRAINING: LITTLE OR NOT AT ALL 11%
FAIRLY WELL OR BETTER 89%

AVERAGE NUMBER OF TASKS PERFORMED: 130

TIME SPENT ON DUTIES:

| <u>DUTY</u> | <u>AVERAGE TIME SPENT BY ALL MEMBERS</u> |
|--|--|
| N PERFORMING MCGS EQUIPMENT CHECKS AND OPERATIONS | 38 |
| O ALIGNING AND ADJUSTING MCGS EQUIPMENT | 14 |
| F PERFORMING GENERAL RADAR REPAIR TASKS | 11 |
| P ISOLATING MALFUNCTIONS IN MCGS EQUIPMENT | 9 |
| Q REMOVING AND INSTALLING MCGS EQUIPMENT | 7 |
| H PERFORMING SUPPORT FUNCTIONS | 5 |
| K ALIGNING AND ADJUSTING RADAR EQUIPMENT | 3 |
| E PREPARING AND MAINTAINING FORMS, RECORDS, AND REPORTS | 3 |

GROUP DIFFERENTIATING TASKS:

TASKS

N2 PERFORM AN/APW-23, AN/APM-273, OR AN/TPW-2 POWER SUPPLY CHECKS
N11 PERFORM AN/TPW-2, AN/TPW-2A, OR AN/TPW-3 PASSIVE TRACKING MODE
PROCEDURES
N44 PERFORM MCGS PLOTTING BOARD INK CARTRIDGE CHECKS
N49 PERFORM MCGS RANGE COMPUTER CHECKS
O36 PERFORM MCGS AUTOMATIC GAIN CONTROL ADJUSTMENTS
O46 PERFORM MCGS MAGNETRON AFC ADJUSTMENTS

GROUP ID NUMBER AND TITLE: GRP493 - MCGS Maintenance Technicians

NUMBER IN GROUP: 27

PERCENT OF SAMPLE: 3%

MAJOR COMMAND DISTRIBUTION: TAC (59%), AFSC (37%), AFCS (3%)

LOCATION: CONUS (100%), OVERSEAS (0%)

DAFSC DISTRIBUTION: 30333 (7%), 30353 (86%), 30373 (7%)

SEX: MALE (81%), FEMALE (19%)

AVERAGE GRADE: 3.8

AVERAGE TIME IN CAREER FIELD: 32 months

AVERAGE TIME IN SERVICE: 47 months

PERCENT MEMBERS IN FIRST ENLISTMENT: 74%

AVERAGE NUMBER OF PERSONNEL SUPERVISED: 1

EXPRESSED JOB INTEREST: DULL (11%), SO-SO (15%), INTERESTING (85%),
NOT REPORTED (4%)

PERCEIVED UTILIZATION OF TALENTS: LITTLE OR NOT AT ALL 18%
FAIRLY WELL OR BETTER 78%
NOT REPORTED 4%

PERCEIVED UTILIZATION OF TRAINING: LITTLE OR NOT AT ALL 37%
FAIRLY WELL OR BETTER 63%

AVERAGE NUMBER OF TASKS PERFORMED: 255

TIME SPENT ON DUTIES:

| <u>DUTY</u> | <u>AVERAGE TIME SPENT BY ALL MEMBERS</u> |
|---|--|
| O ALIGNING AND ADJUSTING MCGS EQUIPMENT | 22 |
| P ISOLATING MALFUNCTIONS IN MCGS EQUIPMENT | 22 |
| N PERFORMING MCGS EQUIPMENT CHECKS AND OPERATIONS | 21 |
| F PERFORMING GENERAL RADAR REPAIR TASKS | 9 |
| Q REMOVING AND INSTALLING MCGS EQUIPMENT | 9 |
| K ALIGNING AND ADJUSTING RADAR EQUIPMENT | 3 |
| H PERFORMING SUPPORT FUNCTIONS | 3 |

GROUP DIFFERENTIATING TASKS:

TASKS

033 PERFORM MCGS ANTENNA POSITIONING SYNCHRONIZER ADJUSTMENTS
049 PERFORM MCGS NUTATOR REFERENCE GENERATOR ALIGNMENTS
P7 ISOLATE MALFUNCTIONS IN AN/APW-273 ANTENNA POSITIONING SYSTEM
CIRCUITRY
P41 ISOLATE MALFUNCTIONS IN MCGS AZIMUTH AND ELEVATION DRIVE MOTORS
P55 ISOLATE MALFUNCTIONS IN MCGS PLOTTING BOARD LIMIT MICROSCHWITCH
CIRCUITRY
P61 ISOLATE MALFUNCTIONS IN MCGS RANGE INDICATOR UNITS

GROUP ID NUMBER AND TITLE: GRP622 - MCGS Supervisors

NUMBER IN GROUP: 5

PERCENT OF SAMPLE: .6%

MAJOR COMMAND DISTRIBUTION: TAC (60%), AFSC (40%)

LOCATION: CONUS (100%), OVERSEAS (0%)

DAFSC DISTRIBUTION: 30353 (20%), 30373 (80%)

SEX: Male (80%), Not Reported (20%)

AVERAGE GRADE: 5.4

AVERAGE TIME IN CAREER FIELD: 118 months

AVERAGE TIME IN SERVICE: 151 months

PERCENT MEMBERS IN FIRST ENLISTMENT: 20%

AVERAGE NUMBER OF PERSONNEL SUPERVISED: 6

EXPRESSED JOB INTEREST: DULL (0%), SO-SO (0%), INTERESTING (100%)

PERCEIVED UTILIZATION OF TALENTS: LITTLE OR NOT AT ALL 0%
FAIRLY WELL OR BETTER 60%
NOT REPORTED 40%

PERCEIVED UTILIZATION OF TRAINING: LITTLE OR NOT AT ALL 20%
FAIRLY WELL OR BETTER 60%
NOT REPORTED 20%

AVERAGE NUMBER OF TASKS PERFORMED: 420

TIME SPENT ON DUTIES:

| <u>DUTY</u> | <u>AVERAGE TIME SPENT BY ALL MEMBERS</u> |
|--|--|
| P ISOLATING MALFUNCTIONS IN MCGS EQUIPMENT | 15 |
| O ALIGNING AND ADJUSTING MCGS EQUIPMENT | 15 |
| N PERFORMING MCGS EQUIPMENT CHECKS AND OPERATIONS | 15 |
| B DIRECTING AND IMPLEMENTING | 8 |
| F PERFORMING GENERAL RADAR REPAIR TASKS | 8 |
| C EVALUATING AND INSPECTING | 7 |
| Q REMOVING AND INSTALLING MCGS EQUIPMENT | 6 |
| E PREPARING AND MAINTAINING FORMS, RECORDS, AND REPORTS | 4 |
| A PLANNING AND ORGANIZING | 4 |
| D TRAINING | 4 |
| H PERFORMING SUPPORT FUNCTIONS | 3 |

GROUP DIFFERENTIATING TASKS:

TASKS

B12 DIRECT MAINTENANCE CREWS
B14 DIRECT OPERATIONAL CREWS
D3 CONDUCT ON-THE-JOB TRAINING (OJT)
E26 WRITE AIRMAN PERFORMANCE REPORTS (APR)
F43 REMOVE OR INSTALL ROTATING JOINTS
F47 REMOVE OR REPLACE POTTING COMPOUNDS
G10 INSTALL OR REMOVE ENTRANCE STEPS OR GRILLS
O33 PERFORM MCGS ANTENNA POSITIONING SYNCHRONIZER ADJUSTMENTS
P41 ISOLATE MALFUNCTIONS IN MCGS AZIMUTH AND ELEVATION DRIVE MOTORS
P61 ISOLATE MALFUNCTIONS IN MCGS RANGE INDICATOR UNITS

GROUP ID NUMBER AND TITLE: GRP062 - Maintenance Control Personnel

NUMBER IN GROUP: 36

PERCENT OF SAMPLE: 4%

MAJOR COMMAND DISTRIBUTION: SAC (67%), TAC (22%), PACAF (6%), AFSC (3%),
Not Reported (2%)

LOCATION: CONUS (85%), OVERSEAS (15%)

DAFSC DISTRIBUTION: 30333 (3%), 30353 (50%), 30373 (39%), 30393 (3%),
Not Reported (5%)

AVERAGE GRADE: 4.9

AVERAGE TIME IN CAREER FIELD: 69 months

AVERAGE TIME IN SERVICE: 104 months

PERCENT MEMBERS IN FIRST ENLISTMENT: 25%

AVERAGE NUMBER OF PERSONNEL SUPERVISED: None

EXPRESSED JOB INTEREST: DULL (20%), SO-SO (17%), INTERESTING (53%),
NOT REPORTED (10%)

PERCEIVED UTILIZATION OF TALENTS: LITTLE OR NOT AT ALL 50%
FAIRLY WELL OR BETTER 50%

PERCEIVED UTILIZATION OF TRAINING: LITTLE OR NOT AT ALL 75%
FAIRLY WELL OR BETTER 25%

AVERAGE NUMBER OF TASKS PERFORMED: 28

TIME SPENT ON DUTIES:

| <u>DUTY</u> | <u>AVERAGE TIME SPENT BY ALL MEMBERS</u> |
|--|--|
| E PREPARING AND MAINTAINING FORMS, RECORDS, AND REPORTS | 44 |
| B DIRECTING AND IMPLEMENTING | 19 |
| A PLANNING AND ORGANIZING | 16 |
| C EVALUATING AND INSPECTING | 15 |

GROUP DIFFERENTIATING TASKS:

TASKS

A15 FORECAST MAINTENANCE ACTIVITY SCHEDULES
A22 PREPARE MAINTENANCE SCHEDULES
B16 DIRECT PREPARATION OR MAINTENANCE OF FORMS, RECORDS, REPORTS,
OR FILES
E1 COMPILE MAINTENANCE DATA
E7 PREPARE MAINTENANCE FORMS
E22 UPDATE OR ANNOTATE STATUS BOARDS OR CHARTS

GROUP ID NUMBER AND TITLE: GRP291 - Maintenance Control Supervisors

NUMBER IN GROUP: 11

PERCENT OF SAMPLE: 1%

MAJOR COMMAND DISTRIBUTION: SAC (82%), TAC (9%), PACAF (9%)

LOCATION: CONUS (73%), OVERSEAS (27%)

DAFSC DISTRIBUTION: 30353 (27%), 30373 (55%), 30393 (9%), Not Reported (9%)

AVERAGE GRADE: 5.5

AVERAGE TIME IN CAREER FIELD: 75 months

AVERAGE TIME IN SERVICE: 127 months

PERCENT MEMBERS IN FIRST ENLISTMENT: 9%

AVERAGE NUMBER OF PERSONNEL SUPERVISED: 1

EXPRESSED JOB INTEREST: DULL (27%), SO-SO (9%), INTERESTING (55%),
NOT REPORTED (9%)

PERCEIVED UTILIZATION OF TALENTS: LITTLE OR NOT AT ALL 36%
FAIRLY WELL OR BETTER 64%

PERCEIVED UTILIZATION OF TRAINING: LITTLE OR NOT AT ALL 64%
FAIRLY WELL OR BETTER 36%

AVERAGE NUMBER OF TASKS PERFORMED: 53

TIME SPENT ON DUTIES:

| <u>DUTY</u> | <u>AVERAGE TIME SPENT BY ALL MEMBERS</u> |
|--|--|
| E PREPARING AND MAINTAINING FORMS, RECORDS, AND REPORTS | 32 |
| B DIRECTING AND IMPLEMENTING | 20 |
| C EVALUATING AND INSPECTING | 20 |
| A PLANNING AND ORGANIZING | 17 |
| D TRAINING | 6 |

GROUP DIFFERENTIATING TASKS:

TASKS

A2 COORDINATE OVERHAUL OF AUTOMATIC TRACKING SYSTEMS EQUIPMENT WITH
OTHER SECTIONS OR AGENCIES
A3 COORDINATE REPAIR OR OVERHAUL OF SUPPORT EQUIPMENT WITH OTHER SECTION
OR AGENCIES
A15 FORECAST MAINTENANCE ACTIVITY SCHEDULES
B16 DIRECT PREPARATION OR MAINTENANCE OF FORMS, RECORDS, REPORTS, OR
FILES
B27 IDENTIFY EQUIPMENT FOR REPAIR OR DISPOSAL
C5 EVALUATE EQUIPMENT OPERATIONAL, MAINTENANCE, OR REPAIR REPORTS
C18 EVALUATE REQUIREMENTS FOR MAINTENANCE OF EQUIPMENT
E8 PREPARE MAINTENANCE ORDERS, SCHEDULES, OR OPERATIONAL PROCEDURES

GROUP ID NUMBER AND TITLE: GRP265 - Maintenance Control Schedulers

NUMBER IN GROUP: 14

PERCENT OF SAMPLE: 2%

MAJOR COMMAND DISTRIBUTION: SAC (86%), TAC (7%), Not Reported (7%)

LOCATION: CONUS (93%), OVERSEAS (7%)

DAFSC DISTRIBUTION: 30333 (7%), 30353 (50%), 30373 (43%)

AVERAGE GRADE: 4.9

AVERAGE TIME IN CAREER FIELD: 83 months

AVERAGE TIME IN SERVICE: 112 months

PERCENT MEMBERS IN FIRST ENLISTMENT: 21%

AVERAGE NUMBER OF PERSONNEL SUPERVISED: None

EXPRESSED JOB INTEREST: DULL (14%), SO-SO (21%), INTERESTING (57%),
NOT REPORTED (8%)

PERCEIVED UTILIZATION OF TALENTS: LITTLE OR NOT AT ALL 43%
FAIRLY WELL OR BETTER 57%

PERCEIVED UTILIZATION OF TRAINING: LITTLE OR NOT AT ALL 79%
FAIRLY WELL OR BETTER 31%

AVERAGE NUMBER OF TASKS PERFORMED: 20

TIME SPENT ON DUTIES:

| <u>DUTY</u> | <u>AVERAGE TIME SPENT BY ALL MEMBERS</u> |
|--|--|
| E PREPARING AND MAINTAINING FORMS, RECORDS, AND REPORTS | 49 |
| B DIRECTING AND IMPLEMENTING | 19 |
| A PLANNING AND ORGANIZING | 17 |
| C EVALUATING AND INSPECTING | 12 |

GROUP DIFFERENTIATING TASKS:

TASKS

A22 PREPARE MAINTENANCE SCHEDULES
A23 SCHEDULE INSPECTIONS OF EQUIPMENT OR FACILITIES
B5 COORDINATE CANNIBALIZATION OF PARTS WITH HIGHER HEADQUARTERS
E9 PREPARE OR PROCESS REQUESTS FOR PARTS, TOOLS, EQUIPMENT,
PUBLICATIONS, OR SUPPLIES
E21 UPDATE OR ANNOTATE HISTORICAL RECORDS
E22 UPDATE OR ANNOTATE STATUS BOARDS OR CHARTS

GROUP ID NUMBER AND TITLE: GRP187 - Job Controllers

NUMBER IN GROUP: 7

PERCENT OF SAMPLE: .8%

MAJOR COMMAND DISTRIBUTION: SAC (43%), TAC (43%), PACAF (14%)

LOCATION: CONUS (72%), OVERSEAS (14%), Not Reported (14%)

DAFSC DISTRIBUTION: 30353 (72%), 30373 (14%), Not Reported (14%)

AVERAGE GRADE: 4.4

AVERAGE TIME IN CAREER FIELD: 37 months

AVERAGE TIME IN SERVICE: 71 months

PERCENT MEMBERS IN FIRST ENLISTMENT: 43%

AVERAGE NUMBER OF PERSONNEL SUPERVISED: None

EXPRESSED JOB INTEREST: DULL (14%), SO-SO (29%), INTERESTING (43%),
NOT REPORTED (14%)

PERCEIVED UTILIZATION OF TALENTS: LITTLE OR NOT AT ALL 86%
FAIRLY WELL OR BETTER 14%

PERCEIVED UTILIZATION OF TRAINING: LITTLE OR NOT AT ALL 100%
FAIRLY WELL OR BETTER 0%

AVERAGE NUMBER OF TASKS PERFORMED: 10

TIME SPENT ON DUTIES:

| <u>DUTY</u> | <u>AVERAGE TIME SPENT BY ALL MEMBERS</u> |
|--|--|
| E PREPARING AND MAINTAINING FORMS, RECORDS, AND REPORTS | 61 |
| B DIRECTING AND IMPLEMENTING | 17 |
| A PLANNING AND ORGANIZING | 13 |

GROUP DIFFERENTIATING TASKS:

TASKS

E1 COMPILE MAINTENANCE DATA
E7 PREPARE MAINTENANCE FORMS
E15 PREPARE STATUS, DEFICIENCY, OR ACTIVITY REPORTS
E22 UPDATE OR ANNOTATE STATUS BOARDS OR CHARTS

AD-A050 759

AIR FORCE OCCUPATIONAL MEASUREMENT CENTER LACKLAND A--ETC F/G 5/9
AUTOMATIC TRACKING RADAR CAREER LADDER AFSCS 30333, 30353, 3037--ETC(U)
NOV 77

UNCLASSIFIED

AFPT-90-303-252

NL

2 OF 2

AD
A050759



END
DATE
FILMED

4-78

DDC

GROUP ID NUMBER AND TITLE: GRP101 - Maintenance Managers

NUMBER IN GROUP: 79

PERCENT OF SAMPLE: 9%

MAJOR COMMAND DISTRIBUTION: SAC (53%), TAC (23%), PACAF (6%), AFSC (6%),
AFCS (5%), ADC (5%)

LOCATION: CONUS (80%), OVERSEAS (20%)

DAFSC DISTRIBUTION: 30353 (6%), 30373 (63%), 30393 (31%)

SEX: Male (95%), Female (1%), Not Reported (4%)

AVERAGE GRADE: 6.7

AVERAGE TIME IN CAREER FIELD: 157 months

AVERAGE TIME IN SERVICE: 204 months

PERCENT MEMBERS IN FIRST ENLISTMENT: 3%

AVERAGE NUMBER OF PERSONNEL SUPERVISED: 4

EXPRESSED JOB INTEREST: DULL (10%), SO-SO (5%), INTERESTING (80%),
NOT REPORTED (5%)

PERCEIVED UTILIZATION OF TALENTS: LITTLE OR NOT AT ALL 10%
FAIRLY WELL OR BETTER 87%
NOT REPORTED 3%

PERCEIVED UTILIZATION OF TRAINING: LITTLE OR NOT AT ALL 20%
FAIRLY WELL OR BETTER 77%
NOT REPORTED 3%

AVERAGE NUMBER OF TASKS PERFORMED: 65

TIME SPENT ON DUTIES:

| <u>DUTY</u> | <u>AVERAGE TIME SPENT BY ALL MEMBERS</u> |
|--|--|
| C EVALUATING AND INSPECTING | 34 |
| B DIRECTING AND IMPLEMENTING | 23 |
| E PREPARING AND MAINTAINING FORMS, RECORDS, AND REPORTS | 16 |
| A PLANNING AND ORGANIZING | 14 |
| D TRAINING | 6 |

GROUP DIFFERENTIATING TASKS:

TASKS

A1 CONDUCT OR PARTICIPATE IN STAFF MEETINGS
B1 ASSIGN PERSONNEL TO DUTY POSITIONS
B18 DIRECT RADAR EQUIPMENT MAINTENANCE OR REPAIR FUNCTIONS
B44 SUPERVISE AUTOMATIC TRACKING RADAR TECHNICIANS, AFSC 30373
C10 EVALUATE MAINTENANCE ACTIVITIES OR PROCEDURES
C29 EVALUATE WORK SCHEDULES
C34 INSPECT FACILITIES
E26 WRITE AIRMAN PERFORMANCE REPORTS (APR)

GROUP ID NUMBER AND TITLE: GRP116 - Quality Control Inspectors

NUMBER IN GROUP: 29

PERCENT OF SAMPLE: 3%

MAJOR COMMAND DISTRIBUTION: SAC (70%), TAC (10%), AFSC (7%), ADC (7%),
AFCS (3%), PACAF (3%)

LOCATION: CONUS (83%), OVERSEAS (17%)

DAFSC DISTRIBUTION: 30353 (7%), 30373 (91%), Not Reported (3%)

SEX: Male (97%), Female (3%)

AVERAGE GRADE: 6.1

AVERAGE TIME IN CAREER FIELD: 137 months

AVERAGE TIME IN SERVICE: 190 months

PERCENT MEMBERS IN FIRST ENLISTMENT: 0%

AVERAGE NUMBER OF PERSONNEL SUPERVISED: 1

EXPRESSED JOB INTEREST: DULL (10%), SO-SO (10%), INTERESTING (72%),
NOT REPORTED (8%)

PERCEIVED UTILIZATION OF TALENTS: LITTLE OR NOT AT ALL 10%
FAIRLY WELL OR BETTER 86%
NOT REPORTED 4%

PERCEIVED UTILIZATION OF TRAINING: LITTLE OR NOT AT ALL 14%
FAIRLY WELL OR BETTER 82%
NOT REPORTED 4%

AVERAGE NUMBER OF TASKS PERFORMED: 43

TIME SPENT ON DUTIES:

| <u>DUTY</u> | <u>AVERAGE TIME SPENT BY ALL MEMBERS</u> |
|--|--|
| C EVALUATING AND INSPECTING | 47 |
| E PREPARING AND MAINTAINING FORMS, RECORDS, AND REPORTS | 21 |
| B DIRECTING AND IMPLEMENTING | 12 |
| A PLANNING AND ORGANIZING | 11 |

GROUP DIFFERENTIATING TASKS:

TASKS

A23 SCHEDULE INSPECTIONS OF EQUIPMENT OR FACILITIES
C7 EVALUATE INSPECTION PROCEDURES
C10 EVALUATE MAINTENANCE ACTIVITIES OR PROCEDURES
C24 EVALUATE TECHNICAL ORDERS (TO) OR CHECKLISTS
C38 PREPARE INSPECTION REPORTS
E24 UPDATE TO, CHECKLISTS, OR REGULATIONS FILES

GROUP ID NUMBER AND TITLE: GRP178 - Workcenter Supervisors

NUMBER IN GROUP: 40

PERCENT OF SAMPLE: 4%

MAJOR COMMAND DISTRIBUTION: SAC (47%), TAC (32%), PACAF (8%), ATC (5%),
AFCS (5%), ADC (3%)

LOCATION: CONUS (75%), OVERSEAS (25%)

DAFSC DISTRIBUTION: 30353 (2%), 30373 (48%), 30393 (50%)

AVERAGE GRADE: 7.2

AVERAGE TIME IN CAREER FIELD: 173 months

AVERAGE TIME IN SERVICE: 220 months

PERCENT MEMBERS IN FIRST ENLISTMENT: 3%

AVERAGE NUMBER OF PERSONNEL SUPERVISED: 5

EXPRESSED JOB INTEREST: DULL (13%), SO-SO (4%), INTERESTING (83%)

PERCEIVED UTILIZATION OF TALENTS: LITTLE OR NOT AT ALL 10%
FAIRLY WELL OR BETTER 90%

PERCEIVED UTILIZATION OF TRAINING: LITTLE OR NOT AT ALL 20%
FAIRLY WELL OR BETTER 80%

AVERAGE NUMBER OF TASKS PERFORMED: 88

TIME SPENT ON DUTIES:

| <u>DUTY</u> | <u>AVERAGE TIME SPENT BY ALL MEMBERS</u> |
|--|--|
| B DIRECTING AND IMPLEMENTING | 29 |
| C EVALUATING AND INSPECTING | 28 |
| A PLANNING AND ORGANIZING | 15 |
| E PREPARING AND MAINTAINING FORMS, RECORDS, AND REPORTS | 14 |
| D TRAINING | 8 |

GROUP DIFFERENTIATING TASKS:

TASKS

A8 DRAFT ORGANIZATIONAL POLICIES
B33 INTERPRET POLICIES, DIRECTIVES, OR PROCEDURES FOR SUBORDINATES
B44 SUPERVISE AUTOMATIC TRACKING RADAR TECHNICIANS, AFSC 30373
C19 EVALUATE REQUIREMENTS FOR PUBLICATIONS, TOOLS, OR SUPPLIES
C23 EVALUATE SUGGESTIONS OR COMPLAINTS
C28 EVALUATE WORK METHODS OR WORK DISTRIBUTION
C30 INITIATE CORRECTIVE ACTION BASED ON INSPECTIONS OR EQUIPMENT
STATUS REPORTS
E4 DRAFT OR EDIT CORRESPONDENCE

GROUP ID NUMBER AND TITLE: GRP201 - Maintenance Supervisors

NUMBER IN GROUP: 6

PERCENT OF SAMPLE: .7%

MAJOR COMMAND DISTRIBUTION: SAC (32%), TAC (17%), PACAF (17%), AFCS (17%),
Not Reported (17%)

LOCATION: CONUS (83%), OVERSEAS (17%)

DAFSC DISTRIBUTION: 30353 (17%), 30373 (50%), 30393 (33%)

AVERAGE GRADE: 7.0

AVERAGE TIME IN CAREER FIELD: 154 months

AVERAGE TIME IN SERVICE: 212 months

PERCENT MEMBERS IN FIRST ENLISTMENT: 0%

AVERAGE NUMBER OF PERSONNEL SUPERVISED: 7

EXPRESSED JOB INTEREST: DULL (0%), SO-SO (0%), INTERESTING (83%),
NOT REPORTED (17%)

PERCEIVED UTILIZATION OF TALENTS: LITTLE OR NOT AT ALL 17%
FAIRLY WELL OR BETTER 66%
NOT REPORTED 17%

PERCEIVED UTILIZATION OF TRAINING: LITTLE OR NOT AT ALL 17%
FAIRLY WELL OR BETTER 66%
NOT REPORTED 17%

AVERAGE NUMBER OF TASKS PERFORMED: 46

TIME SPENT ON DUTIES:

| <u>DUTY</u> | <u>AVERAGE TIME SPENT BY ALL MEMBERS</u> |
|--|--|
| B DIRECTING AND IMPLEMENTING | 44 |
| A PLANNING AND ORGANIZING | 16 |
| C EVALUATING AND INSPECTING | 15 |
| E PREPARING AND MAINTAINING FORMS, RECORDS, AND REPORTS | 11 |
| D TRAINING | 8 |

GROUP DIFFERENTIATING TASKS:

TASKS

B12 DIRECT MAINTENANCE CREWS
B13 DIRECT MAINTENANCE OF PUBLICATIONS FILES
B18 DIRECT RADAR EQUIPMENT MAINTENANCE OR REPAIR FUNCTIONS
B19 DIRECT REPAIR OR CORROSION CONTROL OF EQUIPMENT
B21 DIRECT SUPPLY FUNCTIONS OR TOOL CRIB OPERATIONS
B36 SCHEDULE LEAVES OR PASSES

GROUP ID NUMBER AND TITLE: GRP039 - Training Personnel

NUMBER IN GROUP: 34

PERCENT OF SAMPLE: 4%

MAJOR COMMAND DISTRIBUTION: SAC (47%), ATC (38%), USAFSS (6%), AFCS (3%)

LOCATION: CONUS (91%), OVERSEAS (9%)

DAFSC DISTRIBUTION: 30353 (32%), 30373 (68%)

AVERAGE GRADE: 5.9

AVERAGE TIME IN CAREER FIELD: 124 months

AVERAGE TIME IN SERVICE: 183 months

PERCENT MEMBERS IN FIRST ENLISTMENT: 0%

AVERAGE NUMBER OF PERSONNEL SUPERVISED: 1

EXPRESSED JOB INTEREST: DULL (6%), SO-SO (15%), INTERESTING (74%),
NOT REPORTED (5%)

PERCEIVED UTILIZATION OF TALENTS: LITTLE OR NOT AT ALL 14%
FAIRLY WELL OR BETTER 83%
NOR REPORTED 3%

PERCEIVED UTILIZATION OF TRAINING: LITTLE OR NOT AT ALL 24%
FAIRLY WELL OR BETTER 76%

AVERAGE NUMBER OF TASKS PERFORMED: 41

TIME SPENT ON DUTIES:

| <u>DUTY</u> | <u>AVERAGE TIME SPENT BY ALL MEMBERS</u> |
|--|--|
| D TRAINING | 38 |
| B DIRECTING AND IMPLEMENTING | 18 |
| C EVALUATING AND INSPECTING | 17 |
| E PREPARING AND MAINTAINING FORMS, RECORDS, AND REPORTS | 12 |
| A PLANNING AND ORGANIZING | 8 |

GROUP DIFFERENTIATING TASKS:

TASKS

E26 WRITE AIRMAN PERFORMANCE REPORTS (APR)
E27 WRITE CIVILIAN PERFORMANCE RATINGS
D7 COUNSEL INDIVIDUALS ON TRAINING PROGRESS
D8 DEVELOP, ADMINISTER, CRITIQUE, OR SCORE TESTS
D9 DEVELOP TRAINING OR BRIEFING AIDS
D17 PREPARE LESSON PLANS
D18 PREPARE OR UPDATE PERSONNEL TRAINING RECORDS
D25 WRITE OR REVISE TRAINING MATERIALS

GROUP ID NUMBER AND TITLE: GRP338 - Training Control Supervisors

NUMBER IN GROUP: 11

PERCENT OF SAMPLE: 1%

MAJOR COMMAND DISTRIBUTION: SAC (91%), TAC (9%)

LOCATION: CONUS (82%), OVERSEAS (18%)

DAFSC DISTRIBUTION: 30353 (36%), 30373 (64%)

AVERAGE GRADE: 5.8

AVERAGE TIME IN CAREER FIELD: 123 months

AVERAGE TIME IN SERVICE: 188 months

PERCENT MEMBERS IN FIRST ENLISTMENT: 0%

AVERAGE NUMBER OF PERSONNEL SUPERVISED: None

EXPRESSED JOB INTEREST: DULL (0%), SO-SO (18%), INTERESTING (82%)

PERCEIVED UTILIZATION OF TALENTS: LITTLE OR NOT AT ALL 18%
FAIRLY WELL OR BETTER 82%

PERCEIVED UTILIZATION OF TRAINING: LITTLE OR NOT AT ALL 27%
FAIRLY WELL OR BETTER 73%

AVERAGE NUMBER OF TASKS PERFORMED: 39

TIME SPENT ON DUTIES:

| <u>DUTY</u> | <u>AVERAGE TIME SPENT BY ALL MEMBERS</u> |
|--|--|
| D TRAINING | 43 |
| B DIRECTING AND IMPLEMENTING | 20 |
| C EVALUATING AND INSPECTING | 15 |
| E PREPARING AND MAINTAINING FORMS, RECORDS, AND REPORTS | 12 |
| A PLANNING AND ORGANIZING | 8 |

GROUP DIFFERENTIATING TASKS:

TASKS

A14 EVALUATE UNIT TRAINING NEEDS
B17 DIRECT PREPARATION OF SITE TRAINING OR EDUCATIONAL PROGRAMS
B22 DIRECT UNIT GENERAL MILITARY TRAINING (GMT)
B23 DIRECT UNIT ON-THE-JOB TRAINING (OJT)
B37 SELECT INSTRUCTORS OR TRAINERS
D21 SCHEDULE PERSONNEL FOR TRAINING
D22 SCHEDULE TRAINING SESSIONS
D23 SELECT INSTRUCTORS

GROUP ID NUMBER AND TITLE: GRP228 - Formal Technical Training Instructors

NUMBER IN GROUP: 7

PERCENT OF SAMPLE: .8%

MAJOR COMMAND DISTRIBUTION: ATC (57%), USAFSS (29%), AFSC (14%)

LOCATION: CONUS (100%), OVERSEAS (0%)

DAFSC DISTRIBUTION: 30353 (29%), 30373 (71%)

AVERAGE GRADE: 6.0

AVERAGE TIME IN CAREER FIELD: 140 months

AVERAGE TIME IN SERVICE: 180 months

PERCENT MEMBERS IN FIRST ENLISTMENT: 0%

AVERAGE NUMBER OF PERSONNEL SUPERVISED: 1

EXPRESSED JOB INTEREST: DULL (0%), SO-SO (0%), INTERESTING (86%),
NOT REPORTED (14%)

PERCEIVED UTILIZATION OF TALENTS: LITTLE OR NOT AT ALL 14%
FAIRLY WELL OR BETTER 86%

PERCEIVED UTILIZATION OF TRAINING: LITTLE OR NOT AT ALL 14%
FAIRLY WELL OR BETTER 86%

AVERAGE NUMBER OF TASKS PERFORMED: 30

TIME SPENT ON DUTIES:

| <u>DUTY</u> | <u>AVERAGE TIME SPENT BY ALL MEMBERS</u> |
|------------------------------|--|
| D TRAINING | 52 |
| C EVALUATING AND INSPECTING | 19 |
| B DIRECTING AND IMPLEMENTING | 12 |

GROUP DIFFERENTIATING TASKS:

TASKS

D2 CONDUCT FORMAL CLASSROOM TRAINING
D7 COUNSEL INDIVIDUALS ON TRAINING PROGRESS
D8 DEVELOP, ADMINISTER, CRITIQUE, OR SCORE TESTS
D9 DEVELOP TRAINING OR BRIEFING AIDS
D13 PLAN OR DEVELOP RESIDENT TECHNICAL TRAINING COURSES
D17 PREPARE LESSON PLANS
D25 WRITE OR REVISE TRAINING MATERIALS

GROUP ID NUMBER AND TITLE: GRP157 - Formal Technical Training Supervisors

NUMBER IN GROUP: 7

PERCENT OF SAMPLE: .8%

MAJOR COMMAND DISTRIBUTION: ATC (100%)

LOCATION: CONUS (100%), OVERSEAS (0%)

DAFSC DISTRIBUTION: 30353 (29%), 30373 (71%)

AVERAGE GRADE: 6.3

AVERAGE TIME IN CAREER FIELD: 145 months

AVERAGE TIME IN SERVICE: 180 months

PERCENT MEMBERS IN FIRST ENLISTMENT: 0%

AVERAGE NUMBER OF PERSONNEL SUPERVISED: 4

EXPRESSED JOB INTEREST: DULL (0%), SO-SO (14%), INTERESTING (72%),
NOT REPORTED (14%)

PERCEIVED UTILIZATION OF TALENTS: LITTLE OR NOT AT ALL 0%
FAIRLY WELL OR BETTER 86%
NOT REPORTED 14%

PERCEIVED UTILIZATION OF TRAINING: LITTLE OR NOT AT ALL 0%
FAIRLY WELL OR BETTER 100%

AVERAGE NUMBER OF TASKS PERFORMED: 87

TIME SPENT ON DUTIES:

| <u>DUTY</u> | <u>AVERAGE TIME SPENT BY ALL MEMBERS</u> |
|--|--|
| D TRAINING | 28 |
| B DIRECTING AND IMPLEMENTING | 24 |
| C EVALUATING AND INSPECTING | 15 |
| E PREPARING AND MAINTAINING FORMS, RECORDS, AND REPORTS | 9 |

GROUP DIFFERENTIATING TASKS:

TASKS

B36 SCHEDULE LEAVES OR PASSES
B44 SUPERVISE AUTOMATIC TRACKING RADAR TECHNICIANS, AFSC 30373
C26 EVALUATE TRAINING MATERIALS
D7 COUNSEL INDIVIDUALS ON TRAINING PROGRESS
D10 DRAFT ACTIONS TO ADVANCE OR RETARD STUDENT COURSE PROGRESSION
D13 PLAN OR DEVELOP RESIDENT TECHNICAL TRAINING COURSES
E23 UPDATE OR ANNOTATE TRAINING RECORDS
E27 WRITE CIVILIAN PERFORMANCE RATINGS

GROUP ID NUMBER AND TITLE: GRP042 - Operations Managers

NUMBER IN GROUP: 51

PERCENT OF SAMPLE: 6%

MAJOR COMMAND DISTRIBUTION: SAC (98%), AFCS (2%)

LOCATION: CONUS (88%), OVERSEAS (12%)

DAFSC DISTRIBUTION: 30353 (33%), 30373 (55%), 30393 (10%),
NOT REPORTED (2%)

AVERAGE GRADE: 5.5

AVERAGE TIME IN CAREER FIELD: 97 months

AVERAGE TIME IN SERVICE: 144 months

PERCENT MEMBERS IN FIRST ENLISTMENT: 8%

AVERAGE NUMBER OF PERSONNEL SUPERVISED: 5

EXPRESSED JOB INTEREST: DULL (27%), SO-SO (16%), INTERESTING (57%),
NOT REPORTED (10%)

PERCEIVED UTILIZATION OF TALENTS: LITTLE OR NOT AT ALL 26%
FAIRLY WELL OR BETTER 72%
NOT REPORTED 2%

PERCEIVED UTILIZATION OF TRAINING: LITTLE OR NOT AT ALL 51%
FAIRLY WELL OR BETTER 43%
NOT REPORTED 6%

AVERAGE NUMBER OF TASKS PERFORMED: 63

TIME SPENT ON DUTIES:

| <u>DUTY</u> | <u>AVERAGE TIME SPENT BY ALL MEMBERS</u> |
|---|--|
| I PERFORMING RADAR BOMB SCORING (RBS), ELECTRONIC COUNTERMEASURES (ECM), AND GROUND DIRECTED BOMBING (GDB) OPERATOR FUNCTIONS | 29 |
| B DIRECTING AND IMPLEMENTING | 25 |
| C EVALUATING AND INSPECTING | 14 |
| D TRAINING | 12 |
| E PREPARING AND MAINTAINING FORMS, RECORDS, AND REPORTS | 9 |
| A PLANNING AND ORGANIZING | 7 |

GROUP DIFFERENTIATING TASKS:

TASKS

B1 ASSIGN PERSONNEL TO DUTY POSITIONS
B14 DIRECT OPERATIONAL CREWS
B36 SCHEDULES LEAVES OR PASSES
C2 EVALUATE CAUSES OF MISSION ABORTS OR OPERATIONAL DISCREPANCIES
C13 EVALUATE MISSION-ORIENTED OPERATIONAL PROCEDURES
C16 EVALUATE PROFICIENCY OF GROUND RADAR OPERATIONAL CREW PERSONNEL
E26 WRITE AIRMAN PERFORMANCE REPORTS (APR)
I14 BRIEF RADAR CREWS ON TYPES OF MISSIONS OR RELATED DATA

GROUP ID NUMBER AND TITLE: GRP362 - Mobile Site Operations Shift Supervisors

NUMBER IN GROUP: 6

PERCENT OF SAMPLE: .7%

MAJOR COMMAND DISTRIBUTION: SAC (100%)

LOCATION: CONUS (67%), OVERSEAS (33%)

DAFSC DISTRIBUTION: 30353 (50%), 30373 (50%)

AVERAGE GRADE: 5.7

AVERAGE TIME IN CAREER FIELD: 98 months

AVERAGE TIME IN SERVICE: 135 months

PERCENT MEMBERS IN FIRST ENLISTMENT: 0%

AVERAGE NUMBER OF PERSONNEL SUPERVISED: 6

EXPRESSED JOB INTEREST: DULL (17%), SO-SO (17%), INTERESTING (49%),
NOT REPORTED (17%)

PERCEIVED UTILIZATION OF TALENTS: LITTLE OR NOT AT ALL 33%
FAIRLY WELL OR BETTER 67%

PERCEIVED UTILIZATION OF TRAINING: LITTLE OR NOT AT ALL 67%
FAIRLY WELL OR BETTER 33%

AVERAGE NUMBER OF TASKS PERFORMED: 193

TIME SPENT ON DUTIES:

| <u>DUTY</u> | <u>AVERAGE TIME SPENT BY ALL MEMBERS</u> |
|---|--|
| I PERFORMING RADAR BOMB SCORING (RBS), ELECTRONIC COUNTERMEASURES (ECM), AND GROUND DIRECTED BOMBING (GDB) OPERATOR FUNCTIONS | 42 |
| B DIRECTING AND IMPLEMENTING | 17 |
| C EVALUATING AND INSPECTING | 9 |
| F PERFORMING GENERAL RADAR REPAIR TASKS | 8 |
| D TRAINING | 6 |

GROUP DIFFERENTIATING TASKS:

TASKS

B1 ASSIGN PERSONNEL TO DUTY POSITIONS
B15 DIRECT PRE-MISSION CHECK-OUTS OF EQUIPMENT OR MATERIALS
F23 OPERATE SUPPORT EQUIPMENT (AGE)
F41 REMOVE OR INSTALL MOTORS OR GENERATORS
H6 DRIVE SMALL GOVERNMENT VEHICLES SUCH AS PICKUPS OR
PASSENGER VEHICLES
I13 BRIEF ONCOMING SUPERVISORS ON SHIFT CHANGEOVERS
I123 PERFORM PRESHIFT AREA INSPECTIONS
I124 PERFORM PRESHIFT CREW MEMBER POSITION INSPECTIONS
I125 PERFORM PRESHIFT EQUIPMENT STATUS INSPECTIONS
I126 PERFORM PRESHIFT REVIEWS OF BRIEFINGS BOARDS

GROUP ID NUMBER AND TITLE: GRP275 - Operations Shift Supervisors

NUMBER IN GROUP: 14

PERCENT OF SAMPLE: 2%

MAJOR COMMAND DISTRIBUTION: SAC (100%)

LOCATION: CONUS (93%), OVERSEAS (7%)

DAFSC DISTRIBUTION: 30353 (29%), 30373 (71%)

AVERAGE GRADE: 5.3

AVERAGE TIME IN CAREER FIELD: 80 months

AVERAGE TIME IN SERVICE: 132 months

PERCENT MEMBERS IN FIRST ENLISTMENT: 0%

AVERAGE NUMBER OF PERSONNEL SUPERVISED: 6

EXPRESSED JOB INTEREST: DULL (29%), SO-SO (7%), INTERESTING (50%),
NOT REPORTED (14%)

PERCEIVED UTILIZATION OF TALENTS: LITTLE OR NOT AT ALL 36%
FAIRLY WELL OR BETTER 57%
NOT REPORTED 7%

PERCEIVED UTILIZATION OF TRAINING: LITTLE OR NOT AT ALL 43%
FAIRLY WELL OR BETTER 43%
NOT REPORTED 14%

AVERAGE NUMBER OF TASKS PERFORMED: 54

TIME SPENT ON DUTIES:

| <u>DUTY</u> | <u>AVERAGE TIME SPENT BY ALL MEMBERS</u> |
|---|--|
| I PERFORMING RADAR BOMB SCORING (RBS), ELECTRONIC COUNTERMEASURES (ECM), AND GROUND DIRECTED BOMBING (GDB) OPERATOR FUNCTIONS | 43 |
| B DIRECTING AND IMPLEMENTING | 28 |
| D TRAINING | 13 |
| C EVALUATING AND INSPECTING | 9 |
| E PREPARING AND MAINTAINING FORMS, RECORDS, AND REPORTS | 4 |

GROUP DIFFERENTIATING TASKS:

TASKS

B1 ASSIGN PERSONNEL TO DUTY POSITIONS
B15 DIRECT PRE-MISSION CHECK-OUTS OF EQUIPMENT OR MATERIALS
I13 BRIEF ONCOMING SUPERVISORS ON SHIFT CHANGEOVERS
I123 PERFORM PRESHIFT AREA INSPECTIONS
I124 PERFORM PRESHIFT CREW MEMBER POSITION INSPECTIONS
I125 PERFORM PRESHIFT EQUIPMENT STATUS INSPECTIONS
I126 PERFORM PRESHIFT REVIEWS OF BRIEFING BOARDS

GROUP ID NUMBER AND TITLE: GRP180 - NCOIC Operations

NUMBER IN GROUP: 15

PERCENT OF SAMPLE: 2%

MAJOR COMMAND DISTRIBUTION: SAC (100%)

LOCATION: CONUS (87%), OVERSEAS (13%)

DAFSC DISTRIBUTION: 30373 (67%), 30393 (33%)

AVERAGE GRADE: 6.3

AVERAGE TIME IN CAREER FIELD: 134 months

AVERAGE TIME IN SERVICE: 202 months

PERCENT MEMBERS IN FIRST ENLISTMENT: 0%

AVERAGE NUMBER OF PERSONNEL SUPERVISED: 5

EXPRESSED JOB INTEREST: DULL (0%), SO-SO (27%), INTERESTING (66%),
NOT REPORTED (7%)

PERCEIVED UTILIZATION OF TALENTS: LITTLE OR NOT AT ALL 7%
FAIRLY WELL OR BETTER 93%

PERCEIVED UTILIZATION OF TRAINING: LITTLE OR NOT AT ALL 40%
FAIRLY WELL OR BETTER 53%
NOT REPORTED 7%

AVERAGE NUMBER OF TASKS PERFORMED: 41

TIME SPENT ON DUTIES:

| <u>DUTY</u> | <u>AVERAGE TIME SPENT BY ALL MEMBERS</u> |
|---|--|
| B DIRECTING AND IMPLEMENTING | 30 |
| C EVALUATING AND INSPECTING | 22 |
| D TRAINING | 14 |
| A PLANNING AND ORGANIZING | 14 |
| E PREPARING AND MAINTAINING FORMS, RECORDS, AND REPORTS | 11 |
| I PERFORMING RADAR BOMB SCORING (RBS), ELECTRONIC COUNTERMEASURES (ECM), AND GROUND DIRECTED BOMBING (GDB) OPERATOR FUNCTIONS | 8 |

GROUP DIFFERENTIATING TASKS:

TASKS

A1 CONDUCT OR PARTICIPATE IN STAFF MEETINGS
A4 COORDINATE OPERATIONAL ACTIVITIES WITH OTHER SECTIONS OR
AGENCIES
A7 DRAFT LOCAL DIRECTIVES OR OPERATIONAL PROCEDURES
A24 SCHEDULE OPERATIONAL CREWS
B44 SUPERVISE AUTOMATIC TRACKING RADAR TECHNICIANS, AFSC 30373
C13 EVALUATE MISSION-ORIENTED OPERATIONAL PROCEDURES
C29 EVALUATE WORK SCHEDULES

GROUP ID NUMBER AND TITLE: GRP208 - Operations Analysts I

NUMBER IN GROUP: 5

PERCENT OF SAMPLE: .6%

MAJOR COMMAND DISTRIBUTION: SAC (100%)

LOCATION: CONUS (80%), OVERSEAS (20%)

DAFSC DISTRIBUTION: 30353 (80%), 30373 (20%)

AVERAGE GRADE: 4.8

AVERAGE TIME IN CAREER FIELD: 90 months

AVERAGE TIME IN SERVICE: 107 months

PERCENT MEMBERS IN FIRST ENLISTMENT: 40%

AVERAGE NUMBER OF PERSONNEL SUPERVISED: 1

EXPRESSED JOB INTEREST: DULL (0%), SO-SO (20%), INTERESTING (60%),
NOT REPORTED (20%)

PERCEIVED UTILIZATION OF TALENTS: LITTLE OR NOT AT ALL 20%
FAIRLY WELL OR BETTER 80%

PERCEIVED UTILIZATION OF TRAINING: LITTLE OR NOT AT ALL 60%
FAIRLY WELL OR BETTER 40%

AVERAGE NUMBER OF TASKS PERFORMED: 47

TIME SPENT ON DUTIES:

| <u>DUTY</u> | <u>AVERAGE TIME SPENT BY ALL MEMBERS</u> |
|---|--|
| I PERFORMING RADAR BOMB SCORING (RBS), ELECTRONIC COUNTERMEASURES (ECM), AND GROUND DIRECTED BOMBING (GDB) OPERATOR FUNCTIONS | 33 |
| C EVALUATING AND INSPECTING | 20 |
| E PREPARING AND MAINTAINING FORMS, RECORDS, AND REPORTS | 17 |
| B DIRECTING AND IMPLEMENTING | 11 |
| D TRAINING | 9 |
| A PLANNING AND ORGANIZING | 7 |

GROUP DIFFERENTIATING TASKS:

TASKS

B30 INITIATE METHODS FOR IMPROVING MISSION OPERATIONS
B35 REVIEW OR ANALYZE MISSION PRINTOUTS OR RECORDINGS
C2 EVALUATE CAUSES OF MISSION ABORTS OR OPERATIONAL DISCREPANCIES
C13 EVALUATE MISSION-ORIENTED OPERATIONAL PROCEDURES
C16 EVALUATE PROFICIENCY OF GROUND RADAR OPERATIONAL CREW
PERSONNEL
D9 DEVELOP TRAINING OR BRIEFING AIDS
E2 COMPILE MISSION RESULTS INTO TELEPHONE OR WRITTEN REPORTS
I20 COMPUTE ELECTRONIC COUNTERMEASURES (ECM) MISSION SCORES

GROUP ID NUMBER AND TITLE: GRP242 - RBS Analysts and Plotters

NUMBER IN GROUP: 16

PERCENT OF SAMPLE: 2%

MAJOR COMMAND DISTRIBUTION: SAC (100%)

LOCATION: CONUS (94%), OVERSEAS (6%)

DAFSC DISTRIBUTION: 30333 (67%), 30353 (94%)

SEX: MALE (94%), FEMALE (6%)

AVERAGE GRADE: 4.1

AVERAGE TIME IN CAREER FIELD: 36 months

AVERAGE TIME IN SERVICE: 61 months

PERCENT MEMBERS IN FIRST ENLISTMENT: 56%

AVERAGE NUMBER OF PERSONNEL SUPERVISED: None

EXPRESSED JOB INTEREST: DULL (38%), SO-SO (6%), INTERESTING (44%),
NOT REPORTED (12%)

PERCEIVED UTILIZATION OF TALENTS: LITTLE OR NOT AT ALL 50%
FAIRLY WELL OR BETTER 44%
NOT REPORTED 6%

PERCEIVED UTILIZATION OF TRAINING: LITTLE OR NOT AT ALL 75%
FAIRLY WELL OR BETTER 25%

AVERAGE NUMBER OF TASKS PERFORMED: 21

TIME SPENT ON DUTIES:

| <u>DUTY</u> | <u>AVERAGE TIME SPENT BY ALL MEMBERS</u> |
|---|--|
| I PERFORMING RADAR BOMB SCORING (RBS), ELECTRONIC COUNTERMEASURES (ECM), AND GROUND DIRECTED BOMBING (GDB) OPERATOR FUNCTIONS | 79 |

GROUP DIFFERENTIATING TASKS:

TASKS

I12 ANNOTATE OR INSPECT RANGE OR AZIMUTH OF TARGETS ON PLOTTING PAPER
I21 COMPUTE RADAR BOMB SCORING (RBS) MISSION SCORES
I28 ENCODE RBS SCORES
I29 EXTEND OR MEASURE AIRCRAFT TRACKS ON PLOTTING PAPER
I42 MARK OR MEASURE GROUND SPEED ON PLOTTING PAPER
I43 MEASURE CIRCULAR ERROR (CE) OR AZIMUTH ON PLOTTING PAPER

GROUP ID NUMBER AND TITLE: GRP292 - RBS Operations Analysts II

NUMBER IN GROUP: 7

PERCENT OF SAMPLE: .8%

MAJOR COMMAND DISTRIBUTION: SAC (100%)

LOCATION: CONUS (86%), OVERSEAS (14%)

DAFSC DISTRIBUTION: 30353 (100%)

SEX: MALE (86%), FEMALE (14%)

AVERAGE GRADE: 4.3

AVERAGE TIME IN CAREER FIELD: 44 months

AVERAGE TIME IN SERVICE: 66 months

PERCENT MEMBERS IN FIRST ENLISTMENT: 57%

AVERAGE NUMBER OF PERSONNEL SUPERVISED: None

EXPRESSED JOB INTEREST: DULL (14%), SO-SO (14%), INTERESTING (43%),
NOT REPORTED (29%)

PERCEIVED UTILIZATION OF TALENTS: LITTLE OR NOT AT ALL 29%
FAIRLY WELL OR BETTER 71%

PERCEIVED UTILIZATION OF TRAINING: LITTLE OR NOT AT ALL 57%
FAIRLY WELL OR BETTER 43%

AVERAGE NUMBER OF TASKS PERFORMED: 25

TIME SPENT ON DUTIES:

| <u>DUTY</u> | <u>AVERAGE TIME SPENT BY ALL MEMBERS</u> |
|---|--|
| I PERFORMING RADAR BOMB SCORING (RBS), ELECTRONIC COUNTERMEASURES (ECM), AND GROUND DIRECTED BOMBING (GDB) OPERATOR FUNCTIONS | 67 |
| E PREPARING AND MAINTAINING FORMS, RECORDS, AND REPORTS | 13 |
| C EVALUATING AND INSPECTING | 10 |
| B DIRECTING AND IMPLEMENTING | 5 |

GROUP DIFFERENTIATING TASKS:

TASKS

C2 EVALUATE CAUSES OF MISSION ABORTS OR OPERATIONAL DISCREPANCIES
C9 EVALUATE LOCAL OPERATING PROCEDURES
E2 COMPILER MISSION RESULTS INTO TELEPHONE OR WRITTEN REPORTS
I11 ANNOTATE OR INSPECT BOMB RELEASE TIMES ON PLOTTING PAPER
I20 COMPUTE ELECTRONIC COUNTERMEASURES (ECM) MISSION SCORES
I21 COMPUTE RADAR BOMB SCORING (RBS) MISSION SCORES

GROUP ID NUMBER AND TITLE: GRP363 - RBS Mission Plotters

NUMBER IN GROUP: 9

PERCENT OF SAMPLE: 1%

MAJOR COMMAND DISTRIBUTION: SAC (100%)

LOCATION: CONUS (100%), OVERSEAS (0%)

DAFSC DISTRIBUTION: 30333 (11%), 30353 (89%)

AVERAGE GRADE: 4.0

AVERAGE TIME IN CAREER FIELD: 30 months

AVERAGE TIME IN SERVICE: 58 months

PERCENT MEMBERS IN FIRST ENLISTMENT: 56%

AVERAGE NUMBER OF PERSONNEL SUPERVISED: None

EXPRESSED JOB INTEREST: DULL (56%), SO-SO (0%), INTERESTING (44%)

PERCEIVED UTILIZATION OF TALENTS: LITTLE OR NOT AT ALL 67%
FAIRLY WELL OR BETTER 22%
NOT REPORTED 11%

PERCEIVED UTILIZATION OF TRAINING: LITTLE OR NOT AT ALL 89%
FAIRLY WELL OR BETTER 11%

AVERAGE NUMBER OF TASKS PERFORMED: 18

TIME SPENT ON DUTIES:

DUTY

AVERAGE TIME SPENT
BY ALL MEMBERS

I PERFORMING RADAR BOMB SCORING (RBS), ELECTRONIC
COUNTERMEASURES (ECM), AND GROUND DIRECTED BOMBING
(GDB) OPERATOR FUNCTIONS

89

GROUP DIFFERENTIATING TASKS:

TASKS

I12 ANNOTATE OR INSPECT RANGE OR AZIMUTH OF TARGETS ON PLOTTING PAPER
I21 COMPUTE RADAR BOMB SCORING (RBS) MISSION SCORES
I28 ENCODE RBS SCORES
I29 EXTEND OR MEASURE AIRCRAFT TRACKS ON PLOTTING PAPER
I43 MEASURE CIRCULAR ERROR (CE) OR AZIMUTH ON PLOTTING PAPER
I67 PERFORM COMPUTER OR PLOTTING CONSOLES SERVO CHECKS

THE FOLLOWING TABLES SHOW THE RESULTS OF THE TESTS CONDUCTED ON THE
 SAMPLES OF SOIL TAKEN AT THE VARIOUS LOCATIONS MENTIONED IN THE
 LISTING OF SOIL SAMPLES ATTACHED TO THIS REPORT.
 THE TESTS WERE CONDUCTED AT THE LABORATORY OF THE UNITED STATES
 GEOLOGICAL SURVEY, WASHINGTON, D. C.

APPENDIX B

| NO. | LOCATION | DEPTH (FT.) | PERCENT SAND | PERCENT SILT | PERCENT CLAY | PLASTICITY INDEX | LIQUID LIMIT (%) | SHRINKAGE (%) |
|-----|----------|-------------|--------------|--------------|--------------|------------------|------------------|---------------|
| 1 | ... | ... | ... | ... | ... | ... | ... | ... |
| 2 | ... | ... | ... | ... | ... | ... | ... | ... |
| 3 | ... | ... | ... | ... | ... | ... | ... | ... |
| 4 | ... | ... | ... | ... | ... | ... | ... | ... |
| 5 | ... | ... | ... | ... | ... | ... | ... | ... |
| 6 | ... | ... | ... | ... | ... | ... | ... | ... |
| 7 | ... | ... | ... | ... | ... | ... | ... | ... |
| 8 | ... | ... | ... | ... | ... | ... | ... | ... |
| 9 | ... | ... | ... | ... | ... | ... | ... | ... |
| 10 | ... | ... | ... | ... | ... | ... | ... | ... |
| 11 | ... | ... | ... | ... | ... | ... | ... | ... |
| 12 | ... | ... | ... | ... | ... | ... | ... | ... |
| 13 | ... | ... | ... | ... | ... | ... | ... | ... |
| 14 | ... | ... | ... | ... | ... | ... | ... | ... |
| 15 | ... | ... | ... | ... | ... | ... | ... | ... |
| 16 | ... | ... | ... | ... | ... | ... | ... | ... |
| 17 | ... | ... | ... | ... | ... | ... | ... | ... |
| 18 | ... | ... | ... | ... | ... | ... | ... | ... |
| 19 | ... | ... | ... | ... | ... | ... | ... | ... |
| 20 | ... | ... | ... | ... | ... | ... | ... | ... |

JOB SPECIAL NUMBER AND TITLE: SPC021 - SURVEY RESPONDENTS ASSIGNED TO SAC

PERCENT OF TOTAL SAMPLE: 60%

LOCATION: CONUS (87%), OVERSEAS (13%)

SEX: MALE (99%), FEMALE (1%)

DAFSC DISTRIBUTION: 30333 (8%), 30353 (65%), 30373 (23%), 30393 (4%)

AVERAGE GRADE: 4.5

AVERAGE TAFMS: 82 MOS

AVERAGE TIME IN CAREER FIELD: 60 MOS

AVERAGE NUMBER OF TASKS PERFORMED: 101

| <u>REPRESENTATIVE TASKS</u> | <u>PERCENT MEMBERS PERFORMING</u> |
|---|---------------------------------------|
| K11 ADJUST RBS RADAR POWER SUPPLIES | 43 |
| I42 MARK OR MEASURE GROUND SPEED ON PLOTTING PAPER | 35 |
| I21 COMPUTE RADAR BOMB SCORING (RBS) MISSION SCORES | 34 |
| I20 COMPUTE ELECTRONIC COUNTERMEASURES (ECM) MISSION SCORES | 33 |
| I159 RELAY, CONFIRM, OR REVIEW RBS PRE-MISSION RUN INFORMATION SUCH AS TARGETS, IP, OR RUN TYPES | 33 |
| J31 ISOLATE MALFUNCTIONS IN RBS RADAR TRANSMITTER CIRCUITRY | 34 |
| I8 ADVISE RADAR OPERATORS OF RUN TERMINATIONS | 32 |
| J12 ISOLATE MALFUNCTIONS IN GDB AIRCRAFT COORDINATE CIRCUITRY | 6 |

| <u>DISTINGUISHING DUTY TITLES</u> | <u>PERCENT MEMBERS SELECTING</u> |
|---|--------------------------------------|
| RADAR OPERATOR IN RBS OPERATIONS | 29 |
| RBS MAINTENANCE TECHNICIAN | 27 |
| RBS MISSION PLOTTER | 20 |
| COMMUNICATOR IN RBS OPERATIONS | 17 |
| MISSION DATA RECORDER IN RBS OPERATIONS | 14 |
| RBS OPERATIONS SUPERVISOR | 9 |
| RBS MAINTENANCE SUPERVISOR | 6 |
| EW OPERATIONS | 28 |
| EW OPERATIONS SUPERVISOR | 7 |
| CREW CHIEF IN EW OPERATIONS | 5 |
| GDB PLOTTING BOARD OPERATOR | 7 |
| RADAR OPERATOR IN GDB OPERATIONS | 6 |
| GDB MISSION PLOTTER | 5 |
| MISSION DATA RECORDER IN GDB OPERATIONS | 3 |
| CREW CHIEF IN GDB OPERATIONS | 2 |
| GDB OPERATIONS SUPERVISOR | 1 |
| MOBILE SITE MAINTENANCE TECHNICIAN | 3 |

SPC021 (CONTINUED)

| <u>EQUIPMENT OPERATED</u> | <u>PERCENT MEMBERS SELECTING</u> |
|----------------------------|--------------------------------------|
| AN/MSQ-77 | 42 |
| MD-4 | 34 |
| AN/MPS-9 | 31 |
| AN/MSQ-2 | 27 |
| AN/MPQ-T2A | 25 |
| IFF | 25 |
| MB-9 | 23 |
| SIF | 23 |
| AN-GSA-91 | 18 |
| AN/MSQ-39 | 18 |
| AN/TLQ-11 | 16 |
| RECORD/REPRODUCE EQUIPMENT | 16 |
| POWERED CARPENTRY TOOLS | 15 |
| UHF/VHF/HF RADIO EQUIPMENT | 14 |
| AN/MPS-T1 | 14 |
| AN/TSQ-96 | 10 |
| AFT AN/TLQ-11 | 8 |
| AN/MPQ-T2 | 5 |
| GSA-90 | 5 |
| 1 1/2 - 10 TON TRUCKS | 4 |
| MB-2 | 3 |
| POWERED METAL TOOLS | 3 |
| OTHER | 2 |
| NONE | 4 |

| <u>TEST EQUIPMENT OPERATED</u> | <u>PERCENT MEMBERS SELECTING</u> |
|--------------------------------|--------------------------------------|
| AN/PSM-6 | 63 |
| OTHER | 11 |
| NONE | 25 |

JOB SPECIAL NUMBER AND TITLE: SPC022 - SURVEY RESPONDENTS ASSIGNED TO TAC

PERCENT OF TOTAL SAMPLE: 23%

LOCATION: CONUS (98%), OVERSEAS (2%)

SEX: MALE (91%), FEMALE (9%)

DAFSC DISTRIBUTION: 30333 (10%), 30353 (68%), 30373 (18%), 30393 (4%)

AVERAGE GRADE 4.2

AVERAGE TAFMS: 66 MOS

AVERAGE TIME IN CAREER FIELD: 47 MOS

AVERAGE NUMBER OF TASKS PERFORMED: 99

| EIGHT REPRESENTATIVE TASKS | <u>PERCENT MEMBERS PERFORMING</u> |
|---|---------------------------------------|
| H6 DRIVE SMALL GOVERNMENT VEHICLES SUCH AS PICKUPS OR PASSENGER VEHICLES | 72 |
| H17 OPERATE OR PERFORM OPERATOR MAINTENANCE ON DIESEL GENERATORS | 45 |
| H5 DRIVE HEAVY-DUTY VEHICLES SUCH AS 1-1/2 TON TRUCKS OR 10 TON TRACTOR-TRAILER COMBINATIONS | 45 |
| G20 TRANSPORT VANS OR EQUIPMENT SHELTERS TO OPERATING LOCATIONS | 39 |
| H10 MODIFY AIR FORCE TRAILER VANS FOR RADAR, MAINTENANCE, OR OFFICE USES | 35 |
| N40 PERFORM MCGS LOCAL OSCILLATOR CHECKS | 17 |
| M1 ACQUIRE OR TRACK MCGS REMOTELY PILOTED VEHICLES (RPV) | 10 |
| L10 PERFORM AIRBORNE RADAR PRE-FLIGHT PROCEDURES | 9 |

DISTINGUISHING DUTY TITLES

| | <u>PERCENT MEMBERS SELECTING</u> |
|---|--------------------------------------|
| MOBILE SITE MAINTENANCE TECHNICIAN | 31 |
| MOBILE SITE MAINTENANCE SUPERVISOR | 5 |
| EW OPERATIONS | 25 |
| CREW CHIEF IN EW OPERATIONS | 9 |
| EW OPERATIONS SUPERVISOR | 2 |
| MCGS MAINTENANCE/OPERATOR AN/APM-273 | 12 |
| MCGS MAINTENANCE/OPERATOR AN/TPW-2/2A | 12 |
| MCGS MAINTENANCE/OPERATOR AN/TPW-3 | 8 |
| CREW CHIEF MCGS OPERATIONS | 8 |
| MCGS OPERATIONS SUPERVISOR | 1 |
| AIRBORNE RADAR OPERATOR AN/APW-23 | 6 |
| RADAR OPERATOR IN GDB OPERATIONS | 4 |
| MISSION DATA RECORDER IN GDB OPERATIONS | 3 |

SPC022 (CONTINUED)

| <u>EQUIPMENT OPERATED</u> | <u>PERCENT MEMBERS SELECTING</u> |
|----------------------------------|--------------------------------------|
| 1 1/2 - 10 TON TRUCKS | 41 |
| UHF/VHF/HF RADIO EQUIPMENT | 29 |
| RECORD/REPRODUCE EQUIPMENT | 22 |
| AN/MPS-T1 | 17 |
| AN/APW-23 | 16 |
| POWERED CARPENTRY TOOLS | 14 |
| AN/APM-273 TST | 13 |
| M-33 | 13 |
| MD-4 | 13 |
| AN/TPW-2 | 12 |
| AN/TPW-2A | 12 |
| RAMP/WAREHOUSE EQUIPMENT | 10 |
| AN/MPS-9 | 9 |
| AN/MSQ-77 | 7 |
| AN/MPS-19 | 6 |
| POWERED METAL TOOLS | 6 |
| AN/TPB-1B | 5 |
| AN/MLQ-T3 | 5 |
| SIF | 4 |
| IFF | 3 |
| ACETYLENE/ELECTRIC WELDING TOOLS | 4 |
| CONSTRUCTION EQUIPMENT | 2 |
| AN/MSG-39 | 2 |
| OTHER | 17 |
| NONE | 12 |

| <u>TEST EQUIPMENT OPERATED</u> | <u>PERCENT MEMBERS SELECTING</u> |
|--------------------------------|--------------------------------------|
| AN/PSM-6 | 58 |
| AN/APM-265A | 13 |
| AN/APM-274 | 13 |
| AN/GPW-63 | 13 |
| OTHER | 32 |
| NONE | 18 |

JOB SPECIAL NUMBER AND TITLE: SPC024 - SURVEY RESPONDENTS ASSIGNED TO AFSC

PERCENT OF SAMPLE: 9%

LOCATION: CONUS (100%)

SEX: MALE (98%), FEMALE (2%)

DAFSC DISTRIBUTION: 30333 (5%), 30353 (70%), 30373 (18%), 30393 (5%)

AVERAGE GRADE: 4.4

AVERAGE TAFMS: 77 MOS

AVERAGE TIME CAREER FIELD: 62 MONTHS

AVERAGE NUMBER OF TASKS PERFORMED: 91

| <u>EIGHT REPRESENTATIVE TASKS</u> | | <u>PERCENT MEMBERS PERFORMING</u> |
|-----------------------------------|---|-----------------------------------|
| R20 | PERFORM SERVICING OR LUBRICATION OF SGLS 46 OR 60 FOOT ANTENNA MECHANICAL EQUIPMENT | 44 |
| R25 | REMOVE OR INSTALL COMPONENTS OF SGLS SUPPORT EQUIPMENT SUCH AS AMPLIFIERS, PREAMPLIFIERS, OSCILLATORS, OR CONTROL UNITS | |
| R12 | ISOLATE MALFUNCTIONS IN SGLS SUPPORT EQUIPMENT SUCH AS AMPLIFIERS, PREAMPLIFIERS, OSCILLATORS, OR CONTROL UNITS | 40 |
| R4 | ADJUST OR ALIGN SGLS 400 MEGAHERTZ (MHZ) RECEIVER SYSTEMS OR TEST EQUIPMENT | 28 |
| C36 | INSPECT SATELLITE TRACKING EQUIPMENT FOR OPERATIONAL READINESS | 26 |
| H5 | DRIVE HEAVY-DUTY VEHICLES SUCH AS 1-1/2 TON TRUCKS OR 10 TON TRACTOR-TRAILER COMBINATIONS | 26 |
| N53 | PERFORM MCGS TRANSMITTER FREQUENCY CHECKS | 20 |
| L10 | PERFORM AIRBORNE RADAR PRE-FLIGHT PROCEDURES | 9 |

| <u>DISTINGUISHING DUTY TITLES</u> | <u>PERCENT MEMBERS SELECTING</u> |
|---------------------------------------|----------------------------------|
| SGLS ANTENNA MAINTENANCE/OPERATOR | 43 |
| SGLS TRANSMITTER MAINTENANCE/OPERATOR | 43 |
| SGLS RECEIVER MAINTENANCE/SUPERVISOR | 23 |
| SATELLITE TRACKING SHIFT SUPERVISOR | 10 |
| 375 UHF XMTR MAINTENANCE/OPERATOR | 27 |
| 400 MHZ RCVR MAINTENANCE/OPERATOR | 27 |
| MCGS MAINTENANCE/OPERATOR AN/APM-273 | 18 |
| MCGS MAINTENANCE/OPERATOR AN/TPM-43 | 18 |
| MCGS MAINTENANCE/OPERATOR AN/TPW-2/2A | 18 |
| MCGS MAINTENANCE/OPERATOR AN/TPW-3 | 18 |
| MCGS MAINTENANCE/OPERATOR AN/MPW-3 | 16 |

SPC024 (CONTINUED)

| <u>DISTINGUISHING DUTY TITLES</u> | <u>PERCENT MEMBERS SELECTING</u> |
|------------------------------------|--------------------------------------|
| CREW CHIEF MCGS OPERATIONS | 7 |
| MCGS OPERATIONS SUPERVISOR | 2 |
| AIRBORNE RADAR OPERATOR AN/APW-23 | 7 |
| RESEARCH AND DEVELOPMENT | 13 |
| MULTIPLE DRONE CONTROL OPERATOR | 5 |
| MOBILE SITE MAINTENANCE TECHNICIAN | 9 |
| MOBILE SITE MAINTENANCE SUPERVISOR | 4 |

| <u>EQUIPMENT OPERATED</u> | <u>PERCENT MEMBERS SELECTING</u> |
|-----------------------------------|--------------------------------------|
| SGLS 10KW TRANSMITTERS | 46 |
| SGLS GROUND SCORE/ANALOG RANGE | 45 |
| UHF/VHF/HF RADIO EQUIPMENT | 39 |
| RECORD/REPRODUCE EQUIPMENT | 35 |
| 375 UHF TRANSMITTERS | 31 |
| 400 MHZ RECEIVERS | 31 |
| SGLS 60-FOOT ANTENNA | 29 |
| 1 1/2-10 TON TRUCKS | 28 |
| SGLS 46-FOOT ANTENNA | 20 |
| AN/TPM-43 | 20 |
| AN/TPW-2 | 20 |
| AN/TPW-2A | 20 |
| AN/TPW-3 | 20 |
| AN/APM-273 TST | 18 |
| AN/APW-23 | 16 |
| POWERED METAL TOOLS | 10 |
| POWERED CARPENTRY TOOLS | 9 |
| NIKE SYSTEM SUPPORT EQUIPMENT | 9 |
| AN/TPW-1 | 9 |
| AN/MPW-3 | 9 |
| AN/MLQ-T3 | 8 |
| MD-4 | 7 |
| RAMP/WAREHOUSE EQUIPMENT | 7 |
| IFF | 6 |
| MICROWAVE COMMUNICATION EQUIPMENT | 5 |
| SIF | 5 |
| MD-3 | 4 |
| CONSTRUCTION EQUIPMENT | 2 |
| OTHER | 10 |
| NONE | - |

SPC024 (CONTINUED)

| <u>TEST EQUIPMENT OPERATED</u> | <u>PERCENT MEMBERS SELECTING</u> |
|--------------------------------|--------------------------------------|
| AN/PSM-6 | 42 |
| AN/APM-265A | 20 |
| AN/APM-266/MPW-4 | 20 |
| AN/APM-274 | 20 |
| AN/GPW-63 | 20 |
| AN/TPM-44 | 20 |
| AN/47G 1912-9 | 18 |
| AN/APM 264A | 15 |
| OTHER | 7 |
| NONE | 10 |

JOB SPECIAL NUMBER AND TITLE: SPC028 - SURVEY RESPONDENTS ASSIGNED TO ATC

PERCENT OF SAMPLE: 3%

LOCATION: CONUS (100%)

SEX: MALE (100%)

DAFSC DISTRIBUTION: 30353 (47%), 30373 (53%)

AVERAGE GRADE 5.8

AVERAGE TAFMS: 164 MOS

AVERAGE TIME IN CAREER FIELD: 125 MOS

AVERAGE NUMBER OF TASKS PERFORMED: 73

| <u>EIGHT REPRESENTATIVE TASKS</u> | | <u>PERCENT MEMBERS PERFORMING</u> |
|-----------------------------------|---|-----------------------------------|
| D17 | PREPARE LESSON PLANS | 83 |
| D2 | CONDUCT FORMAL CLASSROOM TRAINING | 83 |
| D7 | COUNSEL INDIVIDUALS ON TRAINING PROGRESS | 80 |
| D8 | DEVELOP, ADMINISTER, CRITIQUE, OR SCORE TESTS | 77 |
| D6 | CONDUCT REMEDIAL TRAINING | 77 |
| C25 | EVALUATE TESTS OR TEST ITEMS | 67 |
| C26 | EVALUATE TRAINING MATERIALS | 67 |
| C27 | EVALUATE TRAINING PROGRAMS | 57 |

| <u>DISTINGUISHING DUTY TITLES</u> | <u>PERCENT MEMBERS SELECTING</u> |
|-----------------------------------|----------------------------------|
| FORMAL TRAINING INSTRUCTOR | 53 |
| FORMAL TRAINING SUPERVISOR | 13 |

| <u>EQUIPMENT OPERATED</u> | <u>PERCENT MEMBERS SELECTING</u> |
|----------------------------|----------------------------------|
| AN/MSQ-77 | 43 |
| AN/TSQ-81 | 33 |
| RECORD/REPRODUCE EQUIPMENT | 20 |
| MD-4 | 17 |
| AN/APM-273 | 13 |
| AN/APW-23 | 13 |
| AN/TPW-2 | 13 |
| IFF | 13 |
| UHF/VHF/HF | 10 |
| AN/MSQ-35 | 10 |
| AN/TPM-43 | 10 |
| AN/TPW-3 | 10 |
| OTHER | - |
| NONE | 37 |

SPC028 (CONTINUED)

| <u>TEST EQUIPMENT OPERATED</u> | <u>PERCENT MEMBERS SELECTING</u> |
|--------------------------------|--------------------------------------|
| AN/PSM-6 | 57 |
| AN/APM-264A | 13 |
| AN/APM-265A | 13 |
| AN/APM-274 | 10 |
| AN/TPM-44 | 10 |
| OTHER | - |
| NONE | 23 |

JOB SPECIAL NUMBER AND TITLE: SPC029 - SURVEY RESPONDENTS ASSIGNED TO PACAF

PERCENT OF SAMPLE: 2%

LOCATION: OVERSEAS (100%)

SEX: MALE (100%)

DAFSC DISTRIBUTION: 30353 (40%), 30373 (55%), 30393 (5%)

AVERAGE GRADE: 5.3

AVERAGE TAFMS: 142 MOS

AVERAGE TIME IN CAREER FIELD: 94 MOS

AVERAGE NUMBER OF TASKS PERFORMED: 74

| <u>EIGHT REPRESENTATIVE TASKS</u> | | <u>PERCENT MEMBERS PERFORMING</u> |
|-----------------------------------|---|---------------------------------------|
| H5 | DRIVE HEAVY-DUTY VEHICLES SUCH AS 1-1/2 TON TRUCKS OR 10 TON TRACTOR-TRAILER COMBINATIONS | 65 |
| H17 | OPERATOR OR PERFORM OPERATOR MAINTENANCE ON DIESEL GENERATORS | 55 |
| G20 | TRANSPORT VANS OR EQUIPMENT SHELTERS TO OPERATING LOCATIONS | 50 |
| G15 | INSTALL OR REMOVE TRACKING ANTENNA GROUPS | 50 |
| A19 | PLAN PROCEDURES FOR MOVING EQUIPMENT TO OR FROM SITE LOCATIONS | 45 |
| C32 | INSPECT COMPLETION OF SITE INSTALLATIONS | 35 |
| E2 | COMPILE MISSION RESULTS INTO TELEPHONE OR WRITTEN REPORTS | 35 |
| B46 | SUPERVISE MILITARY PERSONNEL OTHER THAN AFS 303X3 | 30 |

| <u>DISTINGUISHING DUTY TITLES</u> | | <u>PERCENT MEMBERS SELECTING</u> |
|------------------------------------|--|--------------------------------------|
| ZW OPERATIONS | | 25 |
| EW OPERATIONS SUPERVISOR | | 5 |
| MOBILE SITE MAINTENANCE TECHNICIAN | | 15 |
| MOBILE SITE MAINTENANCE SUPERVISOR | | 10 |

SPC029 (CONTINUED)

| <u>EQUIPMENT OPERATED</u> | <u>PERCENT MEMBERS SELECTING</u> |
|----------------------------|--------------------------------------|
| 1 1/2-10 TON TRUCKS | 65 |
| UHF/VHF/HF RADIO EQUIPMENT | 35 |
| MD-4 | 35 |
| M-33 | 30 |
| AN/MPS-19 | 25 |
| SCR 584 | 25 |
| AN/TPB-1B | 10 |
| POWERED CARPENTRY TOOLS | 10 |
| OTHER | 10 |
| NONE | 20 |

| <u>TEST EQUIPMENT OPERATED</u> | <u>PERCENT MEMBERS SELECTING</u> |
|--------------------------------|--------------------------------------|
| AN/PSM-6 | 70 |
| OTHER | 10 |
| NONE | 25 |

TABLE 10
 THE INTEREST, ATTENTION OF TRAINING, AND ATTITUDE OF TRAINING
 FOR VETERANS OF WAR

| ATTITUDE OF TRAINING | | ATTENTION OF TRAINING | | INTEREST OF TRAINING | |
|----------------------|--------|-----------------------|--------|----------------------|--------|
| PERCENTAGE | NUMBER | PERCENTAGE | NUMBER | PERCENTAGE | NUMBER |
| 1.1 | 1 | 1.1 | 1 | 1.1 | 1 |
| 2.2 | 2 | 2.2 | 2 | 2.2 | 2 |
| 3.3 | 3 | 3.3 | 3 | 3.3 | 3 |
| 4.4 | 4 | 4.4 | 4 | 4.4 | 4 |
| 5.5 | 5 | 5.5 | 5 | 5.5 | 5 |
| 6.6 | 6 | 6.6 | 6 | 6.6 | 6 |
| 7.7 | 7 | 7.7 | 7 | 7.7 | 7 |
| 8.8 | 8 | 8.8 | 8 | 8.8 | 8 |
| 9.9 | 9 | 9.9 | 9 | 9.9 | 9 |
| 10.0 | 10 | 10.0 | 10 | 10.0 | 10 |
| 11.1 | 11 | 11.1 | 11 | 11.1 | 11 |
| 12.2 | 12 | 12.2 | 12 | 12.2 | 12 |
| 13.3 | 13 | 13.3 | 13 | 13.3 | 13 |
| 14.4 | 14 | 14.4 | 14 | 14.4 | 14 |
| 15.5 | 15 | 15.5 | 15 | 15.5 | 15 |
| 16.6 | 16 | 16.6 | 16 | 16.6 | 16 |
| 17.7 | 17 | 17.7 | 17 | 17.7 | 17 |
| 18.8 | 18 | 18.8 | 18 | 18.8 | 18 |
| 19.9 | 19 | 19.9 | 19 | 19.9 | 19 |
| 20.0 | 20 | 20.0 | 20 | 20.0 | 20 |
| 21.1 | 21 | 21.1 | 21 | 21.1 | 21 |
| 22.2 | 22 | 22.2 | 22 | 22.2 | 22 |
| 23.3 | 23 | 23.3 | 23 | 23.3 | 23 |
| 24.4 | 24 | 24.4 | 24 | 24.4 | 24 |
| 25.5 | 25 | 25.5 | 25 | 25.5 | 25 |
| 26.6 | 26 | 26.6 | 26 | 26.6 | 26 |
| 27.7 | 27 | 27.7 | 27 | 27.7 | 27 |
| 28.8 | 28 | 28.8 | 28 | 28.8 | 28 |
| 29.9 | 29 | 29.9 | 29 | 29.9 | 29 |
| 30.0 | 30 | 30.0 | 30 | 30.0 | 30 |
| 31.1 | 31 | 31.1 | 31 | 31.1 | 31 |
| 32.2 | 32 | 32.2 | 32 | 32.2 | 32 |
| 33.3 | 33 | 33.3 | 33 | 33.3 | 33 |
| 34.4 | 34 | 34.4 | 34 | 34.4 | 34 |
| 35.5 | 35 | 35.5 | 35 | 35.5 | 35 |
| 36.6 | 36 | 36.6 | 36 | 36.6 | 36 |
| 37.7 | 37 | 37.7 | 37 | 37.7 | 37 |
| 38.8 | 38 | 38.8 | 38 | 38.8 | 38 |
| 39.9 | 39 | 39.9 | 39 | 39.9 | 39 |
| 40.0 | 40 | 40.0 | 40 | 40.0 | 40 |
| 41.1 | 41 | 41.1 | 41 | 41.1 | 41 |
| 42.2 | 42 | 42.2 | 42 | 42.2 | 42 |
| 43.3 | 43 | 43.3 | 43 | 43.3 | 43 |
| 44.4 | 44 | 44.4 | 44 | 44.4 | 44 |
| 45.5 | 45 | 45.5 | 45 | 45.5 | 45 |
| 46.6 | 46 | 46.6 | 46 | 46.6 | 46 |
| 47.7 | 47 | 47.7 | 47 | 47.7 | 47 |
| 48.8 | 48 | 48.8 | 48 | 48.8 | 48 |
| 49.9 | 49 | 49.9 | 49 | 49.9 | 49 |
| 50.0 | 50 | 50.0 | 50 | 50.0 | 50 |
| 51.1 | 51 | 51.1 | 51 | 51.1 | 51 |
| 52.2 | 52 | 52.2 | 52 | 52.2 | 52 |
| 53.3 | 53 | 53.3 | 53 | 53.3 | 53 |
| 54.4 | 54 | 54.4 | 54 | 54.4 | 54 |
| 55.5 | 55 | 55.5 | 55 | 55.5 | 55 |
| 56.6 | 56 | 56.6 | 56 | 56.6 | 56 |
| 57.7 | 57 | 57.7 | 57 | 57.7 | 57 |
| 58.8 | 58 | 58.8 | 58 | 58.8 | 58 |
| 59.9 | 59 | 59.9 | 59 | 59.9 | 59 |
| 60.0 | 60 | 60.0 | 60 | 60.0 | 60 |
| 61.1 | 61 | 61.1 | 61 | 61.1 | 61 |
| 62.2 | 62 | 62.2 | 62 | 62.2 | 62 |
| 63.3 | 63 | 63.3 | 63 | 63.3 | 63 |
| 64.4 | 64 | 64.4 | 64 | 64.4 | 64 |
| 65.5 | 65 | 65.5 | 65 | 65.5 | 65 |
| 66.6 | 66 | 66.6 | 66 | 66.6 | 66 |
| 67.7 | 67 | 67.7 | 67 | 67.7 | 67 |
| 68.8 | 68 | 68.8 | 68 | 68.8 | 68 |
| 69.9 | 69 | 69.9 | 69 | 69.9 | 69 |
| 70.0 | 70 | 70.0 | 70 | 70.0 | 70 |
| 71.1 | 71 | 71.1 | 71 | 71.1 | 71 |
| 72.2 | 72 | 72.2 | 72 | 72.2 | 72 |
| 73.3 | 73 | 73.3 | 73 | 73.3 | 73 |
| 74.4 | 74 | 74.4 | 74 | 74.4 | 74 |
| 75.5 | 75 | 75.5 | 75 | 75.5 | 75 |
| 76.6 | 76 | 76.6 | 76 | 76.6 | 76 |
| 77.7 | 77 | 77.7 | 77 | 77.7 | 77 |
| 78.8 | 78 | 78.8 | 78 | 78.8 | 78 |
| 79.9 | 79 | 79.9 | 79 | 79.9 | 79 |
| 80.0 | 80 | 80.0 | 80 | 80.0 | 80 |
| 81.1 | 81 | 81.1 | 81 | 81.1 | 81 |
| 82.2 | 82 | 82.2 | 82 | 82.2 | 82 |
| 83.3 | 83 | 83.3 | 83 | 83.3 | 83 |
| 84.4 | 84 | 84.4 | 84 | 84.4 | 84 |
| 85.5 | 85 | 85.5 | 85 | 85.5 | 85 |
| 86.6 | 86 | 86.6 | 86 | 86.6 | 86 |
| 87.7 | 87 | 87.7 | 87 | 87.7 | 87 |
| 88.8 | 88 | 88.8 | 88 | 88.8 | 88 |
| 89.9 | 89 | 89.9 | 89 | 89.9 | 89 |
| 90.0 | 90 | 90.0 | 90 | 90.0 | 90 |
| 91.1 | 91 | 91.1 | 91 | 91.1 | 91 |
| 92.2 | 92 | 92.2 | 92 | 92.2 | 92 |
| 93.3 | 93 | 93.3 | 93 | 93.3 | 93 |
| 94.4 | 94 | 94.4 | 94 | 94.4 | 94 |
| 95.5 | 95 | 95.5 | 95 | 95.5 | 95 |
| 96.6 | 96 | 96.6 | 96 | 96.6 | 96 |
| 97.7 | 97 | 97.7 | 97 | 97.7 | 97 |
| 98.8 | 98 | 98.8 | 98 | 98.8 | 98 |
| 99.9 | 99 | 99.9 | 99 | 99.9 | 99 |
| 100.0 | 100 | 100.0 | 100 | 100.0 | 100 |

APPENDIX C

TABLE C1

JOB INTEREST, UTILIZATION OF TALENTS, AND UTILIZATION OF TRAINING
FOR OPERATIONS JOB GROUPS

| OPERATIONS JOB GROUPS | AVERAGE OF RATINGS | | |
|-------------------------|---------------------|---------------------------|-----------------------------|
| | <u>JOB INTEREST</u> | <u>TALENT UTILIZATION</u> | <u>TRAINING UTILIZATION</u> |
| GRP432 (N=83) | 4.4 | 3.1 | 3.2 |
| GRP423 (N=5) | 3.4 | 2.6 | 2.4 |
| GRP427 (N=11) | 3.9 | 2.5 | 2.3 |
| GRP373 (N=11) | 4.0 | 2.5 | 2.9 |
| GRP200 (N=21) | 4.3 | 3.0 | 3.0 |
| GRP205 (N=7) | 3.7 | 2.6 | 2.7 |
| GRP468 (N=19) | 4.1 | 3.3 | 3.3 |
| GRP278 (N=8) | 4.9 | 3.0 | 3.0 |
| GRP125 (N=5) | 4.6 | 2.6 | 3.4 |
| GRP098 (N=5) | 4.3 | 3.6 | 3.2 |
| GRP249 (N=6) | 4.7 | 3.2 | 3.7 |
| GRP237 (N=6) | 3.0 | 2.0 | 2.5 |
| GRP241 (N=12) | 3.7 | 2.8 | 2.5 |
| GRP268 (N=9) | 4.0 | 2.3 | 2.6 |
| GRP202 (N=6) | 4.2 | 3.2 | 3.0 |
| GRP211 (N=6) | 3.2 | 2.3 | 2.3 |
| GRP141 (N=5) | 3.3 | 2.2 | 2.6 |
| GRP363 (N=9) | <u>3.1</u> | <u>2.1</u> | <u>1.8</u> |
| TOTAL AVERAGE * (N=234) | 4.1 | 2.9 | 2.9 |

* WEIGHTED BY NUMBER OF PERSONNEL IN EACH GROUP

TABLE C2

JOB INTEREST, UTILIZATION OF TALENTS, AND UTILIZATION OF TRAINING
FOR MOBILE OPS/MAINT AND MAINTENANCE JOB GROUPS

| MOBILE MAINT/OPS JOB GROUPS | AVERAGE OF RATINGS | | |
|-------------------------------|--------------------|-----------------------|-------------------------|
| | JOB INTEREST | TALENT UTILIZATION | TRAINING UTILIZATION |
| GRP367 (N=31) | 4.9 | 3.3 | 3.4 |
| GRP412 (N=6) | 4.6 | 2.8 | 2.8 |
| GRP460 (N=7) | 3.9 | 2.7 | 2.7 |
| GRP471 (N=9) | 3.9 | 2.8 | 3.1 |
| GRP387 (N=7) | 3.9 | 2.9 | 2.9 |
| GRP364 (N=6) | 5.5 | 4.0 | 4.5 |
| GRP286 (N=8) | 5.8 | 3.9 | 3.5 |
| GRP240 (N=8) | 4.0 | 3.6 | 3.0 |
| GRP296 (N=12) | 5.5 | 3.8 | 3.6 |
| GRP355 (N=6) | 5.5 | 3.7 | 4.5 |
| TOTAL AVERAGE * (N=100) | 4.8 | 3.3 | 3.4 |
| <u>MAINTENANCE JOB GROUPS</u> | | | |
| GRP464 (N=26) | 5.1 | 4.0 | 4.6 |
| GRP231 (N=21) | 4.8 | 4.1 | 4.0 |
| GRP293 (N=14) | 5.2 | 3.7 | 4.3 |
| GRP500 (N=7) | 4.9 | 3.7 | 4.0 |
| GRP250 (N=9) | 5.6 | 4.3 | 3.9 |
| TOTAL AVERAGE * (N=77) | 5.1 | 4.0 | 4.2 |

* WEIGHTED BY NUMBER OF PERSONNEL IN EACH GROUP

TABLE C3

JOB INTEREST, UTILIZATION OF TALENTS, AND UTILIZATION OF TRAINING
FOR OTHER CATEGORIES OF JOB GROUPS

| MAINTENANCE CONTROL JOB GROUPS | AVERAGE OF RATINGS | | |
|--|--------------------|-----------------------|-------------------------|
| | JOB INTEREST | TALENT UTILIZATION | TRAINING UTILIZATION |
| GRP291 (N=11) | 4.5 | 3.5 | 2.6 |
| GRP265 (N=14) | 4.6 | 3.1 | 2.1 |
| GRP187 (N=7) | 4.3 | 2.0 | 1.6 |
| TOTAL AVERAGE * (N=32) | 4.5 | 3.0 | 2.2 |
| MAINTENANCE MANAGEMENT JOB GROUPS | | | |
| GRP178 (N=40) | 5.2 | 4.5 | 4.3 |
| GRP201 (N=6) | 5.6 | 4.2 | 3.8 |
| TOTAL AVERAGE * (N=46) | 5.3 | 4.5 | 4.2 |
| TRAINING PERSONNEL JOB GROUPS | | | |
| GRP338 (N=11) | 5.2 | 3.8 | 3.5 |
| GRP228 (N=7) | 6.0 | 4.1 | 4.4 |
| GRP157 (N=7) | 5.3 | 3.7 | 4.7 |
| TOTAL AVERAGE * (N=25) | 5.5 | 3.9 | 4.1 |
| SGLS JOB GROUPS | | | |
| GRP525 (N=6) | 5.5 | 4.0 | 1.8 |
| GRP448 (N=14) | 4.4 | 3.3 | 2.6 |
| GRP221 (N=12) | 2.9 | 2.3 | 2.5 |
| TOTAL AVERAGE * (N=32) | 4.0 | 3.1 | 2.4 |
| MCGS JOB GROUPS | | | |
| GRP359 (N=10) | 5.8 | 3.9 | 3.0 |
| GRP273 (N=9) | 4.0 | 3.1 | 3.4 |
| GRP493 (N=27) | 4.7 | 3.0 | 3.0 |
| GRP622 (N=5) | 5.8 | 4.0 | 4.3 |
| TOTAL AVERAGE * (N=51) | 4.9 | 3.3 | 3.2 |
| OPERATIONS MANAGEMENT JOB GROUPS | | | |
| GRP362 (N=6) | 4.8 | 3.5 | 2.5 |
| GRP275 (N=14) | 3.7 | 3.0 | 2.8 |
| GRP180 (N=15) | 5.1 | 3.8 | 3.2 |
| TOTAL AVERAGE * (N=35) | 4.5 | 3.4 | 2.9 |
| QUALITY CONTROL JOB GROUPS | | | |
| GRP208 (N=5) | 5.3 | 2.8 | 2.4 |
| GRP292 (N=7) | 4.6 | 3.1 | 2.0 |
| GRP116 (N=29) | 4.9 | 4.1 | 4.0 |
| TOTAL AVERAGE * (N=41) | 4.9 | 3.8 | 3.5 |
| "OTHER" JOB GROUP | | | |
| GRP093 (N=33) | 4.2 | 2.7 | 2.9 |

* WEIGHTED BY NUMBER OF PERSONNEL IN EACH GROUP