

AD-A048 310

FOREIGN TECHNOLOGY DIV WRIGHT-PATTERSON AFB OHIO
POSITION-SENSITIVE RADIATION DETECTOR, (U)
JUL 77 M A ITSKOVSKIY, L S KREMENCHUGSKIY
FTD-ID(RS)T-1086-77

F/G 1/13

UNCLASSIFIED

NL

| OF |
ADA048310



END
DATE
FILMED
2 - 78
DDC

D

FOREIGN TECHNOLOGY DIVISION




POSITION-SENSITIVE RADIATION DETECTOR


by

M. A. Itskovskiy, L. S. Kremenchugskiy,
S. K. Sklyarenko

AD-A048310



Approved for public release;
distribution unlimited.



FTD- ID(RS)T-1086-77

EDITED TRANSLATION

FTD-ID(RS)T-1086-77

15 July 1977

MICROFICHE NR: *FTD-77-C-000861*

POSITION-SENSITIVE RADIATION DETECTOR

By: M. A. Itskovskiy, L. S. Kremenchugskiy,
S. K. Sklyarenko

English pages: 5

Source: USSR Patent Number 265487, 9 March 1970,
PP. 1-2

Country of origin: USSR
Translated by: Carol S. Nack
Requester: DRDMI/YDL

Approved for public release; distribution unlimited.

THIS TRANSLATION IS A RENDITION OF THE ORIGINAL FOREIGN TEXT WITHOUT ANY ANALYTICAL OR EDITORIAL COMMENT. STATEMENTS OR THEORIES ADVOCATED OR IMPLIED ARE THOSE OF THE SOURCE AND DO NOT NECESSARILY REFLECT THE POSITION OR OPINION OF THE FOREIGN TECHNOLOGY DIVISION.

PREPARED BY:

TRANSLATION DIVISION
FOREIGN TECHNOLOGY DIVISION
WP-AFB, OHIO.

FTD-

ID(RS)T-1086-77

Date 15 July 1977

U. S. BOARD ON GEOGRAPHIC NAMES TRANSLITERATION SYSTEM

Block	Italic	Transliteration	Block	Italic	Transliteration
А а	А а	A, a	Р р	Р р	R, r
Б б	Б б	B, b	С с	С с	S, s
В в	В в	V, v	Т т	Т т	T, t
Г г	Г г	G, g	У у	У у	U, u
Д д	Д д	D, d	Ф ф	Ф ф	F, f
Е е	Е е	Ye, ye; E, e*	Х х	Х х	Kh, kh
Ж ж	Ж ж	Zh, zh	Ц ц	Ц ц	Ts, ts
З з	З з	Z, z	Ч ч	Ч ч	Ch, ch
И и	И и	I, i	Ш ш	Ш ш	Sh, sh
Й й	Й й	Y, y	Щ щ	Щ щ	Shch, shch
К к	К к	K, k	Ъ ъ	Ъ ъ	"
Л л	Л л	L, l	Ы ы	Ы ы	Y, y
М м	М м	M, m	Ь ь	Ь ь	'
Н н	Н н	N, n	Э э	Э э	E, e
О о	О о	O, o	Ю ю	Ю ю	Yu, yu
П п	П п	P, p	Я я	Я я	Ya, ya

*ye initially, after vowels, and after ь, ь; e elsewhere.
 When written as ë in Russian, transliterate as yë or ë.
 The use of diacritical marks is preferred, but such marks may be omitted when expediency dictates.

GREEK ALPHABET

Alpha	Α α	α	Nu	Ν ν	ν
Beta	Β β	β	Xi	Ξ ξ	ξ
Gamma	Γ γ	γ	Omicron	Ο ο	ο
Delta	Δ δ	δ	Pi	Π π	π
Epsilon	Ε ε	ε	Rho	Ρ ρ	ρ
Zeta	Ζ ζ	ζ	Sigma	Σ σ	ς
Eta	Η η	η	Tau	Τ τ	τ
Theta	Θ θ	θ	Upsilon	Υ υ	υ
Iota	Ι ι	ι	Phi	Φ φ	φ
Kappa	Κ κ	κ	Chi	Χ χ	χ
Lambda	Λ λ	λ	Psi	Ψ ψ	ψ
Mu	Μ μ	μ	Omega	Ω ω	ω

RUSSIAN AND ENGLISH TRIGONOMETRIC FUNCTIONS

Russian	English
sin	sin
cos	cos
tg	tan
ctg	cot
sec	sec
cosec	csc
sh	sinh
ch	cosh
th	tanh
cth	coth
sch	sech
csch	csch
arc sin	\sin^{-1}
arc cos	\cos^{-1}
arc tg	\tan^{-1}
arc ctg	\cot^{-1}
arc sec	\sec^{-1}
arc cosec	\csc^{-1}
arc sh	\sinh^{-1}
arc ch	\cosh^{-1}
arc th	\tanh^{-1}
arc cth	\coth^{-1}
arc sch	sech^{-1}
arc csch	csch^{-1}
—	
rot	curl
lg	log

GRAPHICS DISCLAIMER

figures, graphics, tables, equations, etc.
 were extracted into this translation were extracted
 the best quality copy available.

1086

POSITION-SENSITIVE RADIATION DETECTOR

M. A. Itskovskiy, L. S. Kremenchugskiy and S. K. Sklyarenko

Physics Institute of the Academy of Sciences UkrSSR

The invention is related to the position-sensitive and servo radiation converters which have recently become increasingly more popular in electrooptical equipment.

There are two types of photoelectric position-sensitive devices: the electric bridge, which is a combination of optical, electrical and mechanical elements, and the radiation detector with coordinate-dependent sensitivity.

The second type of device is more promising than the first, since it has a short time lag and is very compact.

The problem with photoelectric position-sensitive devices which operate at room temperature is their limited spectral characteristic, caused by the red boundary of the photoeffect. Their sensitivity is limited to the visible and near infrared regions of the spectrum.

The purpose of this invention is to broaden the spectral range of their operation while increasing coordinate sensitivity and speed. In order to do this, a pyroelectric crystal with a solid irradiated electrode on one side and one or several point electrodes on the opposite side of the crystal is used as the detection element.

The figure shows a schematic diagram of the pyroelectric position-sensitive detector.

The position-sensitive detector consists of a pyroactive crystal in the form of plane-parallel plate 1, which is irradiated by solid electrode 2. This solid electrode is a layer of silver upon which an absorptive coating layer 3 has been applied, e.g., gold black. The opposite (point) electrode is a disk 50 μm in diameter. Triglycine sulfate single crystals from the "y"-section or polarized barium

titanate ceramics approximately 100 μm thick are used as the pyroactive material. The sensing element is protected from electromagnetic fields and mechanical effects by a permalloy housing with a viewing window made of a material which is transparent in the spectral range in question.

The operating principle of the pyroelectric position-sensitive detector is as follows.

The modulated radiation flux in the form of the focused optical system of a narrow beam is absorbed by the layer of black and causes local heating of the pyroactive crystal. The change in the crystal's temperature generates polarized charges which vary with the modulation frequency to originate on the surface of the crystal, resulting in the manifestation of voltage between the upper solid and lower point electrodes.

The required coordinate-sensitive dependence can be obtained by varying the thickness of the irradiated electrode and the modulation frequency.

The main features of the detector are:

- 1) the voltage-watt sensitivity with the maximum sensitivity at

a modulation frequency of 20 Hz is 2000 V/W;

2) under the conditions set forth in P. 1, the sensitivity threshold is $5 \cdot 10^{-9}$ W/Hz;

3) the time constant is 10^{-5} - 10^{-6} s;

4) the spectral range of sensitivity is 0.5-40 μm when using gold black.

This position-sensitive detector can be used in any part of the electromagnetic spectrum.

Subject of Invention

This invention is a position-sensitive radiation detector which consists of a detector, a viewing window which is transparent in the spectral range in question, a screening housing, and electrical leads. It differs in that in order to broaden the spectral range of the device's operation and raise its coordinate sensitivity and speed, the sensing element is made from a pyroactive crystal, e.g., pyroactive barium titanate ceramics.

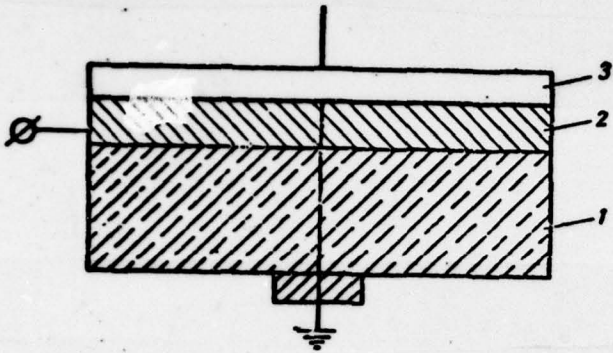


Figure.


UNCLASSIFIED

SECURITY CLASSIFICATION OF THIS PAGE (When Data Entered)

REPORT DOCUMENTATION PAGE		READ INSTRUCTIONS BEFORE COMPLETING FORM																		
1. REPORT NUMBER FTD-ID(RS)T-1086-77	2. GOVT ACCESSION NO.	3. RECIPIENT'S CATALOG NUMBER																		
4. TITLE (and Subtitle) POSITION-SENSITIVE RADIATION DETECTOR		5. TYPE OF REPORT & PERIOD COVERED Translation																		
		6. PERFORMING ORG. REPORT NUMBER																		
7. AUTHOR(s) M. A. Itskovskiy, L. S. Kremenchugskiy, S. K. Sklyarenko		8. CONTRACT OR GRANT NUMBER(s)																		
9. PERFORMING ORGANIZATION NAME AND ADDRESS Foreign Technology Division Air Force Systems Command U. S. Air Force		10. PROGRAM ELEMENT, PROJECT, TASK AREA & WORK UNIT NUMBERS																		
11. CONTROLLING OFFICE NAME AND ADDRESS		12. REPORT DATE 9 March 1970																		
		13. NUMBER OF PAGES 5																		
14. MONITORING AGENCY NAME & ADDRESS (if different from Controlling Office)		15. SECURITY CLASS. (of this report) UNCLASSIFIED																		
		15a. DECLASSIFICATION/DOWNGRADING SCHEDULE																		
16. DISTRIBUTION STATEMENT (of this Report) Approved for public release; distribution unlimited.																				
17. DISTRIBUTION STATEMENT (of the abstract entered in Block 20, if different from Report)																				
18. SUPPLEMENTARY NOTES																				
19. KEY WORDS (Continue on reverse side if necessary and identify by block number)																				
20. ABSTRACT (Continue on reverse side if necessary and identify by block number) 18		<table border="1"><tr><td colspan="2">ACCESSION FOR</td></tr><tr><td>NTIS</td><td>White Section <input checked="" type="checkbox"/></td></tr><tr><td>DDC</td><td>Buff Section <input type="checkbox"/></td></tr><tr><td>UNANNOUNCED</td><td><input type="checkbox"/></td></tr><tr><td>JUSTIFICATION</td><td></td></tr><tr><td colspan="2">BY</td></tr><tr><td colspan="2">DISTRIBUTION/AVAILABILITY CODES</td></tr><tr><td>Dist.</td><td>AVAIL. and/or SPECIAL</td></tr><tr><td>A</td><td></td></tr></table>	ACCESSION FOR		NTIS	White Section <input checked="" type="checkbox"/>	DDC	Buff Section <input type="checkbox"/>	UNANNOUNCED	<input type="checkbox"/>	JUSTIFICATION		BY		DISTRIBUTION/AVAILABILITY CODES		Dist.	AVAIL. and/or SPECIAL	A	
ACCESSION FOR																				
NTIS	White Section <input checked="" type="checkbox"/>																			
DDC	Buff Section <input type="checkbox"/>																			
UNANNOUNCED	<input type="checkbox"/>																			
JUSTIFICATION																				
BY																				
DISTRIBUTION/AVAILABILITY CODES																				
Dist.	AVAIL. and/or SPECIAL																			
A																				

DISTRIBUTION LIST

DISTRIBUTION DIRECT TO RECIPIENT

ORGANIZATION	MICROFICHE	ORGANIZATION	MICROFICHE
A205 DMATC	1	E053 AF/INAKA	1
A210 DMAAC	2	E017 AF/RDXTR-W	1
B344 DIA/RDS-3C	8	E404 AEDC	1
C043 USAMIA	1	E408 AFWL	1
C509 BALLISTIC RES LABS	1	E410 ADTC	1
C510 AIR MOBILITY R&D LAB/FIO	1	E413 ESD	2
C513 PICATINNY ARSENAL	1	FTD	
C535 AVIATION SYS COMD	1	CCN	1
C557 USAIIC	1	ETID	3
C591 FSTC	5	NIA/PHS	1
C619 MIA REDSTONE	1	NICD	5
D008 NISC	1		
H300 USAICE (USAREUR)	1		
P005 ERDA	1		
P055 CIA/CRS/ADD/SD	1		
NAVORDSTA (50L)	1		
	1		
NASA/KSI	1		
AFIT/LD	1		