

AD-A046 650

TEXAS A AND M UNIV COLLEGE STATION DEPT OF CHEMISTRY

F/G 7/2

REACTIONS OF POTASSIUM-GRAPHITE.(U)

NOV 77 D E BERGBREITER, J M KILLOUGH

N00014-77-C-0426

UNCLASSIFIED

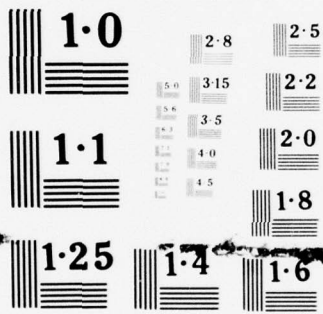
TR-1

NL

| OF |  
ADA  
046650



END  
DATE  
FILMED  
12-77  
DDC



NATIONAL BUREAU OF STANDARDS  
MICROCOPY RESOLUTION TEST CHART

AD A O 46650

AD NO. DDC FILE COPY

REPORT DOCUMENTATION PAGE		READ INSTRUCTIONS BEFORE COMPLETING FORM
1. REPORT NUMBER <u>Technical Report</u>	2. GOVT ACCESSION NO.	3. RECIPIENT'S CATALOG NUMBER <u>(14) TR-1</u>
4. TITLE (and Subtitle) <u>Reactions of Potassium-Graphite,</u>	<u>12</u>	5. TYPE OF REPORT & PERIOD COVERED Interim Tech. Report
7. AUTHOR(s) <u>David E. Bergbreiter James M. Killough</u>		6. PERFORMING ORG. REPORT NUMBER
9. PERFORMING ORGANIZATION NAME AND ADDRESS Texas A&M University Department of Chemistry College Station, Texas 77843	15	8. CONTRACT OR GRANT NUMBER(s) <u>N0014-77-C-0426</u>
11. CONTROLLING OFFICE NAME AND ADDRESS Office of Naval Research Arlington, Va.	11 1	10. PROGRAM ELEMENT, PROJECT, TASK AREA & WORK UNIT NUMBERS
14. MONITORING AGENCY NAME & ADDRESS (if different from Controlling Office)		12. REPORT DATE <u>November 1977</u>
		13. NUMBER OF PAGES <u>98 (12) 35 p.</u>
		15. SECURITY CLASS. (of this report)
		15a. DECLASSIFICATION/DOWNGRADING SCHEDULE
16. DISTRIBUTION STATEMENT (of this Report) Approved for public release, distribution unlimited.		
17. DISTRIBUTION STATEMENT (of the abstract entered in Block 20, if different from Report)		
18. SUPPLEMENTARY NOTES		
19. KEY WORDS (Continue on reverse side if necessary and identify by block number) Potassium-graphite, intercalation compounds, rubidium-graphite, cesium-graphite, sodium naphthalene, polymeric reagent, organometallic polymer.		
20. ABSTRACT (Continue on reverse side if necessary and identify by block number) Potassium-graphite, a typical alkali metal-graphite intercalation compound, has been found to undergo reactions with organic substrates by both one and two electron processes. The reaction of weak protic acids like water and alcohols with C <sub>8</sub> K proceeds both by simple deprotonation of the protic acid by the Lewis base C <sub>8</sub> K to give a partially reduced graphite and by reduction leading to hydrogen formation. ESCA spectra of the graphite product of these reactions, titrations of soluble base in these reactions of C <sub>8</sub> K and proton		

DDC  
NOV 21 1977  
F

407997

*[Handwritten signature]*

## 20. ABSTRACT

sources, and measurement of the amount of hydrogen evolved on reaction of  $C_8K$  and an alcohol all suggest that the reactivity of  $C_8K$  toward proton acids is substrate size dependent. In general, Lewis base abstraction of a proton by  $C_8K$  seems to be more important with smaller alcohols. One electron processes may be relatively more important in reactions of larger alcohols at the surface or edges of  $C_8K$ . The acid-base chemistry of rubidium-graphite and cesium-graphite was shown to be similar to that observed for  $C_8K$ . Study of products formed on reaction of alkyl halides with  $C_8K$  show that one electron transfer is an important reaction pathway for reductions with potassium-graphite. Characteristic radical rearrangements observed in the reduction of 5-hexenyl halides provided positive evidence for the intermediacy of free radicals. Attempts to trap carbanionic intermediates or alkylpotassium species with magnesium bromide were unsuccessful. However, transient carbanionic species or alkyl halide radical anions may have been present since reduction of tetrahydrofurfural chloride with  $C_8K$  led to the rearranged product, pentene-5-ol. Typical products observed in reductions of alkyl chlorides were alkanes. Alkyl iodides reacted with  $C_8K$  to give Wurtz coupled products. Alkyl bromides had reactivity intermediates between that of alkyl chlorides and alkyl iodides. Other substrates were also briefly examined and the reductions observed in these cases generally correlated well with known chemistry of soluble aromatic radical anions like sodium naphthalene. The usefulness of potassium-graphite as a polymeric reagent was evaluated.

ACCESSION	
NTIS	
DEC	
UNANNOUNCED	
JUSTIFICATION	
BY	
DISTRIBUTION/AVAIL. CODES	
DATE	
A	

OFFICE OF NAVAL RESEARCH

Contract N00014-77-C00426

Task No. NR 356-658

TECHNICAL REPORT NO. 1

Reactions of Potassium-Graphite

Prepared for Publication

in the

Journal of the American Chemical Society

Texas A&M University  
Department of Chemistry  
College Station, Texas 77801

November 1, 1977

Reproduction in whole or in part is permitted for  
any purpose of the United States Government

Approved for Public Release; Distribution Unlimited.

Graphite readily forms intercalation compounds with both electron donor and electron acceptor molecules in which intercalated molecules are inserted between the planes of the original graphite structure.<sup>1</sup> These intercalation compounds have been used as catalysts<sup>2</sup> and as reagents<sup>3</sup> in a number of reactions and, in addition, possess somewhat unusual physical characteristics such as modified electronic properties<sup>4</sup> and a distinctive solid state structure.<sup>5</sup> Our interest in this class of compounds arose primarily as a result of the unusual chemical and physical properties of alkali metal-graphites such as potassium-graphite. We were specifically intrigued by the catalytic activity of potassium-graphite<sup>6</sup> and the surprising similarity of potassium-graphite to Group VIII metals in reactions like catalytic hydrogenation and Fischer-Tropsch synthesis.<sup>7</sup> Alkali metal-graphites such as potassium-graphite are presumably related to the polycyclic aromatic radical anions generated in the reduction of coal or heavy oils by strong reducing agents.<sup>8</sup> The reduced species formed in these reactions are presently of interest as intermediates for the derivatization of coal or petroleum tars. Alkali metal-graphites would also be heterogeneous analogs of the well studied homogeneous aromatic radical anions<sup>9</sup> and might be expected to act as polymeric versions of these reagents.<sup>10</sup> Since the reducing ability of alkali metal-graphites is an essential aspect of their chemistry in each of the examples described above, we have studied the reactions of potassium-graphite with reducible organic substrates in some detail in order to better understand these unusual materials. Our results show potassium-graphite and other alkali metal-graphites react with functional groups by both single electron transfer mechanisms and by two electron processes. This chemistry is similar to that of the soluble aromatic radical anions such as sodium naphthalene which also act as one electron reducing agents and as Lewis bases. However, some differences have been noted for the heterogeneous alkali metal-graphites, possibly as a result of

heterogeneous nature of the graphite reagent.

Most of our studies have dealt with potassium-graphite which is a typical alkali metal-graphite intercalation compound. Both the structure of potassium-graphite and its reactivity in catalysis have been extensively studied. As is observed with other alkali metal-graphite intercalation compounds, potassium-graphite exists in a number of discrete stable structural forms or "stages" in which the ratio of carbon to alkali metal can be 8:1, 24:1, 36:1, 48:1, etc. Our work has been concerned mainly with  $C_8K$  whose structure is shown in Figure I.<sup>11</sup>

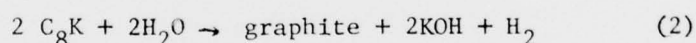
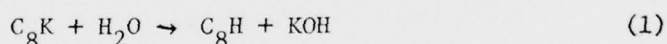
### Results and Discussion

Potassium-graphite and other alkali metal-graphites are commercially available as pyrophoric solids that are very sensitive to either water or oxygen. Potassium-graphite ( $C_8K$ ) can be easily prepared by the procedure of Lalancette in which stoichiometric amounts of potassium and graphite are allowed to react at 100°C under an argon atmosphere.<sup>12</sup> The resulting gold colored solid is  $C_8K$  and is stable as a suspension in either tetrahydrofuran (THF), diethyl ether, or pentane for at least 24 h at room temperature. As is discussed in the experimental section,  $C_8K$  can be prepared from various types of graphite without difficulty.

We have established that the  $C_8K$  prepared according to the procedures described above is a heterogeneous reagent by several methods. First, centrifugation of a THF suspension of the gold  $C_8K$  followed by an aqueous quench of the clear supernatant failed to show the presence of any base. If  $C_8K$  had appreciable solubility in THF or if appreciable amounts of soluble by-products were formed during the preparation of  $C_8K$ , some base would have been detected by this procedure. We have also been able to eliminate the possibility that trace amounts of a soluble species formed during the direct reaction of potassium and graphite acts as an electron carrier in reactions of  $C_8K$  by employing a simple two phase test patterned after the procedures developed by Rebek for detection

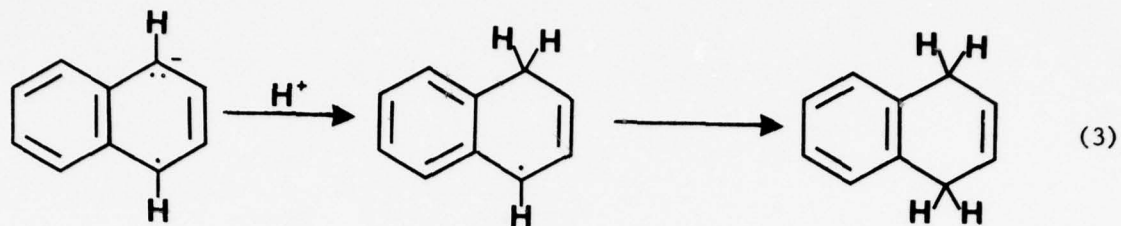
of reactive intermediates.<sup>13</sup> Under conditions where a soluble organomercurial such as *n*-butylmercuric bromide or phenylmercuric bromide is reduced completely by C<sub>8</sub>K to mercury metal and hydrocarbon, there is no apparent reduction of a polymeric organomercurial prepared from macroreticular polystyrene. Under similar conditions, a soluble aromatic radical anion such as lithium naphthalene is known to completely reduce this polymeric organomercurial.<sup>14</sup> The failure to observe any mercury metal in the interior of polystyrylmercuric chloride treated with C<sub>8</sub>K is consistent with the argument that the polymer bound mercurial is physically precluded from being reduced by a heterogeneous reagent such as C<sub>8</sub>K. This observation would not be consistent with the presence of a soluble species acting as an electron carrier.

As we have previously described, potassium-graphite reacts in THF with weak proton acids like water according to equations 1 and 2 with reaction 1 being the predominant reaction.<sup>15,16</sup> Thus, deprotonation to form hydroxide (with water) or an alkoxide (with an alcohol) and a partially reduced graphite by a two electron process apparently competes with electron transfer and hydrogen formation. Similar observations have been reported recently for



the reaction of enolizable esters,<sup>17</sup> nitriles,<sup>17</sup> and ketones<sup>18</sup> with potassium-graphite and are also in agreement with earlier studies in which C<sub>8</sub>K was used as a base to effect condensation reactions of carbonyl compounds.<sup>19</sup> This acid-base chemistry is comparable to the known chemistry of soluble aromatic radical anions (equation 3).<sup>20,21</sup> Nonetheless, the reactions of potassium-graphite with water or alcohols do possess several features that may be related to the nature of potassium-graphite as is shown by the data presented in Table I.





As these data show, the predominant reaction in most cases is equation 1 in which hydrogen is not evolved. However, hydrogen formation (equation 2) does seem to be qualitatively more important with larger alcohols. For example, water as a proton source produces less evolved hydrogen than methanol which in turn gives rise to somewhat less evolved hydrogen than larger alcohols. Hydrogen formation also appears to be more important if solvents such as pentane or diethyl ether are used which do not form suspensions that are as well dispersed as those formed in THF. In most cases, some of the hydroxide or alkoxide formed in these acid-base reactions remains with the graphite as either a strongly absorbed or as an intercalated species. Complete removal of the potassium hydroxide or alkoxide formed from the reaction of potassium-graphite with water or alcohol requires hot aqueous acid or extraction with hot ethanol, suggesting that at least part of the hydroxide or alkoxide remaining with the graphite may actually be intercalated. This absorbed or intercalated potassium hydroxide or alkoxide can be seen in the ESCA spectra of graphite samples even after washing with copious amounts of water (cf. Figure II). These ESCA spectra show that the product graphite from reaction of water, methanol, and tert-butanol with  $C_8K$  has a carbon 1s peak that is progressively broader (as measured by peak width at half height) as the size of the protic acid decreases. This result is in agreement with the data of Table I which imply that reaction 1, which forms a modified graphite, is more important with smaller proton acids than is hydrogen evolution. The data of Table I also

suggest that there is a relationship between the size of the reacting alcohol and the amount of base found in solution after reaction of the alcohol with  $C_8K$ . In general, smaller alkoxides are absorbed or intercalated by the graphite to a greater extent than larger alkoxides. The only exception to this generalization is the result from reaction of the surfactant alcohol 1-octadecanol with commercial  $C_8K$  or  $C_8Rb$  in which the amount of base detected in solution was anomalously low.

We briefly studied the reactions of water and alcohols with commercial potassium-graphite ( $C_8K$ ), rubidium-graphite ( $C_8Rb$ ), and cesium-graphite ( $C_8Cs$ ) to see if there were any significant differences between these three types of alkali metal-graphites in reactions with proton acids. As is shown by the data in Table I, the results obtained were similar to those described above for potassium-graphite prepared from reaction of potassium and graphite.

Overall, the results of these acid-base experiments are in accord with the hypothesis that there is some difference in reactivity between the interior and the surface or edges of potassium-graphite and that this different reactivity is manifested in the qualitative differences in products observed in reactions of various alcohols with  $C_8K$ . While other explanations for the observed behavior might be advanced, we feel that the suggestion that potassium-graphite reacts predominantly by electron transfer at the surface or edges and predominantly by two electron processes within the lamellar structure is an attractive proposal that would be consistent with our results.

We have also found that there is no reaction between potassium-graphite and species less acidic than alcohols, like primary or secondary amines. Addition of either cyclohexylamine or pyrrolidine to a gold colored THF suspension of potassium-graphite results in no detectable reaction and in no change in the color of the potassium-graphite. Although we could not exclude kinetic effects arising from the heterogeneous nature of  $C_8K$ , this result corresponds to what would have been predicted on the basis that the basicity of potassium-graphite should be

comparable to or less than the basicity of the potassium triphenylmethyl anion.<sup>22</sup>

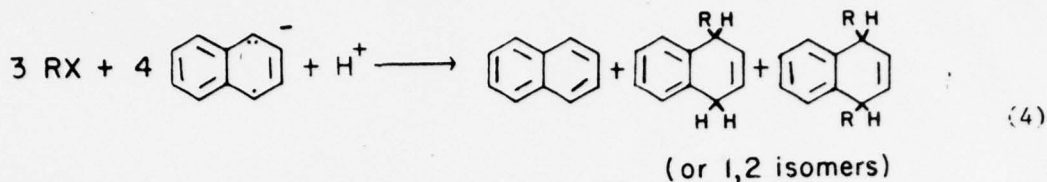
Reductions with Potassium-Graphite. Potassium-graphite and specifically  $C_8K$  has been reported to act as a reducing reagent in several organic and inorganic reactions. Previous workers have demonstrated that potassium-graphite can be used to reduce ketones to alcohols,  $\alpha,\beta$ -unsaturated sulfones to alkenes,<sup>23</sup> and a variety of transition metal complexes to the corresponding reduced complexes containing either anionic<sup>24</sup> or zero valent metal atoms.<sup>25</sup> The reaction of potassium-graphite with alkyl halides leading to Wurtz type coupling products from aryl and benzyl halides has also been reported.<sup>26</sup> In our initial studies of the reducing ability and mode of action of  $C_8K$  we have focused our attention on the reduction of alkyl halides and sulfonates because of the availability of structural probes for the mechanisms of these reductions and because of the large amount of comparative data available for analogous homogeneous systems.

The results of reduction of a variety of simple monofunctional alkyl and aryl halides and sulfonate esters with  $C_8K$  are listed in Table II. Several aspects of these data deserve comment. Inspection of the data from the reduction of primary, secondary, and tertiary alkyl chlorides with  $C_8K$  shows that this reaction gives synthetically useful yields of hydrocarbon products with minor amounts of alkenes being formed in the secondary and tertiary alkyl chloride examples. Although there are a number of well established procedures available for the replacement of halogen by hydrogen such as the use of trialkyltin hydrides or boron hydride reducing agents,<sup>27</sup>  $C_8K$  might find limited use as an alternative reagent for such transformations. Potassium-graphite is also moderately effective at reducing aryl chlorides and bromides. However, intercalation or absorption of the arenes produced in this reaction limits the value of this procedure. The interactions of aromatic compounds with alkali metal-graphites which may be occurring in this example are preceded in previous work and

could involve electron transfer,<sup>28</sup> hydrogen abstraction,<sup>29</sup> or possibly simple absorption phenomena. Similar effects have been noted in other reactions of  $C_8K$  with aromatic substrates. Substitution of primary alkyl iodides for primary alkyl chlorides in reactions with  $C_8K$  results in Wurtz type coupling of the alkyl iodide to form hydrocarbon dimers with little or no reduction product being formed. The use of large excesses of  $C_8K$  can lead to increases in the amount of reduction product formed, but dimer formation remains the predominant reaction for alkyl iodides and  $C_8K$ . Primary alkyl bromides show intermediate reactivity patterns in reaction with  $C_8K$ , forming both reduced and coupled products. If secondary alkyl bromides or iodides are used elimination to form an alkene is the predominant reaction.<sup>30</sup> The choice of solvents is also important to these reactions, possibly because of solvation or swelling of the alkali metal-graphite intercalation compound. While THF produces a tractable and reactive suspension of potassium-graphite, pentane or diethyl ether do not and reactions in these latter two solvents generally did not go to completion unless large excesses of  $C_8K$  were used. Product distributions in these different solvents also vary with more hydrogen substitution typically observed in pentane. In general, THF is the preferred solvent for these reductions since reactions are typically done within 30 min at room temperature as measured by glpc.

Just as there are analogies between the Lewis basicity of heterogeneous potassium-graphite and homogeneous aromatic radical anions, there are also similarities in the reactions of halides with these two types of reagents. However, there are significant differences. Perhaps the most important of these differences is the apparent lack of alkylation of the potassium-graphite by any type of alkyl halide. In nearly all cases examined, high mass balances were obtained, thus limiting the amount of possible alkylation to less than 5%. This result is significantly different than the results found in the reaction of sodium naphthalene with primary alkyl halides in which significant amounts of

monoalkylation and dialkylation are observed (equation 4).<sup>31</sup> These data can



also be compared to results obtained in reactions of anions produced from coal and various shale oils with alkyl halides.<sup>8</sup> In these cases some alkylation does occur. On the basis of our results with graphite anions we would expect that the majority of this alkylation is occurring on heteroatoms rather than on the carbon skeleton. Recent studies with sodium naphthalene reduced Athabasca asphaltene qualitatively agree with this expectation although in this case alkylation on carbon apparently did occur to some extent.

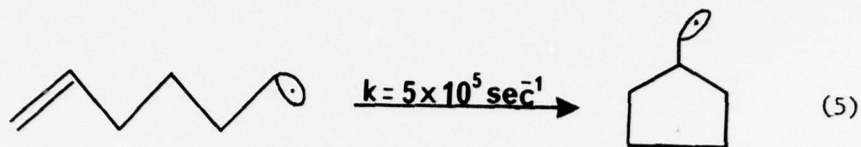
We briefly studied the reaction of alkyl and aryl sulfonate esters with potassium-graphite in the hope that carbon-oxygen bond cleavage might occur. The results listed in Table I show that reduction apparently occurs at sulfur and that the principle product observed is sulfur-oxygen bond cleavage rather than carbon-oxygen bond cleavage. As was observed for alkyl halides, reaction of potassium-graphite with secondary sulfonate esters leads to elimination instead of reduction. The products of these reductions are alcohols which can be obtained in good yields only if the graphite product from these reaction mixtures is extracted for 24 h with refluxing ethyl alcohol in a Soxhlet extraction apparatus. The apparent absorption or intercalation of alkoxides has been alluded to previously in discussions of acid-base chemistry of potassium-graphite and is apparently occurring in these reactions as well. Similar cleavages of sulfur-oxygen bonds on reaction of sulfonate esters with sodium naphthalene have been reported previously.<sup>32</sup> Although sulfur-oxygen cleavage (or elimination in secondary cases) is the predominant reaction with most sulfonate esters, we were able to observe predominant carbon-oxygen cleavage in the reaction of a

benzyl methanesulfonate ester with potassium-graphite (cf. Table III).

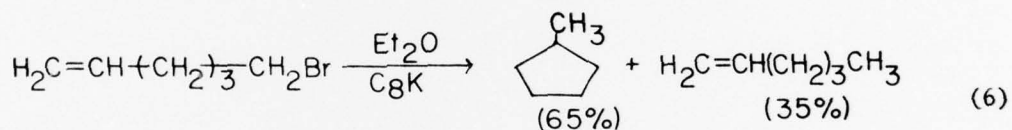
The reduction of alkyl halides by potassium-graphite provides a convenient way to study how potassium-graphite reacts since well established structural probes are available which make it possible to distinguish between alkyl radicals, which are the expected products of one electron reductions of alkyl halides by  $C_8K$ , and carbanionic intermediates, which are the expected products of two electron reductions of alkyl halides by  $C_8K$ . In addition to providing information about the mechanism of potassium-graphite reductions, comparison of the results obtained from reactions of alkyl halides and  $C_8K$  with previous studies involving similar alkyl halides with both metals<sup>33</sup> and soluble aromatic radical anions suggests that heterogeneous reactions of metals may be related to the experimentally more tractable reactions of homogeneous aromatic radical anions. The results which we have obtained by studying the mechanism of  $C_8K$  reductions of alkyl halides show that potassium-graphite predominantly forms alkyl free radicals or free radical like intermediates, possibly by one electron reduction of an alkyl halide to a radical anion and subsequent homolysis. Although trapping experiments designed to trap alkylpotassium species failed, the rearrangement observed in the reduction of tetrahydrofurfuryl chloride by  $C_8K$  may be due to the presence of a transient carbanionic intermediate or to rearrangement of the halide radical anion (vide infra).

A possible mechanism for the reduction of alkyl halides by  $C_8K$  is that outlined in Scheme I. The most probable first step in these reductions is formation of an alkyl halide radical anion.<sup>34</sup> Fragmentation of this halide radical anion through one of the pathways shown could then account for the observed products. Our first efforts to study this mechanism concentrated on establishing whether or not alkyl free radicals were intermediates in these reductions. To do this we employed several different structural probes for

radical intermediates. For example, the extent of cyclization of 5-hexenyl groups is a widely used probe for radical intermediates (equation 5) and is a relatively sensitive structural probe because of the facility of this

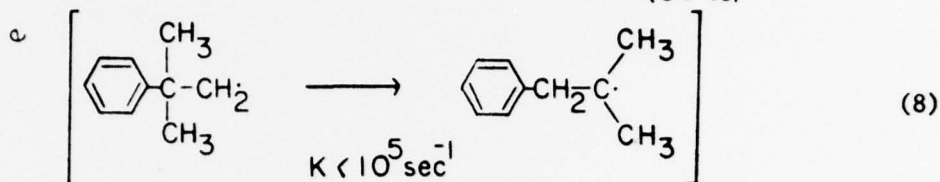
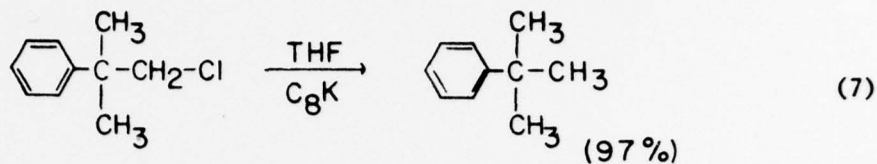


rearrangement reaction.<sup>35</sup> When either 5-hexenyl chloride or 5-hexenyl bromide was allowed to react with  $\text{C}_8\text{K}$  in diethyl ether we observed that the major hexane product was methylcyclopentane, the product expected if 5-hexenyl radicals were intermediates in these reductions (equation 6). The large amount of cyclization observed in these reactions is not consistent with formation and



rearrangement of an anionic intermediate. It is best explained by formation of a 5-hexenyl radical which either cyclized (equation 5) or abstracted hydrogen from the solvent to form methylcyclopentane or 1-hexene respectively.

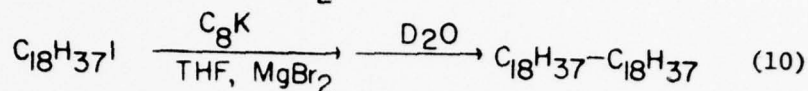
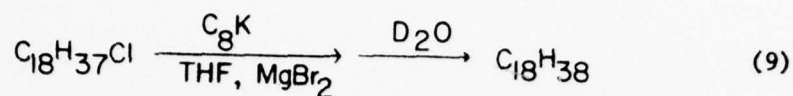
Although reaction 6 was successful in detecting a radical or radical-like intermediate in reductions of an alkyl halide with  $\text{C}_8\text{K}$ , equation 7 which employed the less sensitive structural probe 2-methyl-2-phenyl-1-chloropropane was not successful.<sup>36</sup> Had a radical intermediate been formed in this case, it could have rearranged to form an isobutylbenzene radical according to equation 8. The absence of significant rearrangement in this case means that either radicals



are not intermediates in this reduction or that this rearrangement is significantly slower than than equation 5. This rearrangement must also be significantly slower than further reduction of the radical intermediate by  $\text{C}_8\text{K}$  or hydrogen abstraction from the solvent ether if there is a radical intermediate. Although the rate for reduction of an alkyl radical by  $\text{C}_8\text{K}$  cannot be obtained, comparison of the known rates for reaction 5 ( $k = 5 \times 10^5 \text{ sec}^{-1}$ ), estimated rates for reaction 8 ( $k < 10^5 \text{ sec}^{-1}$ ), and estimated rates for hydrogen abstraction from diethyl ether by butyl radicals (ca.  $10^4 - 10^5 \text{ sec}^{-1}$ )<sup>37,38</sup> show that neophyl radicals could be intermediates in these reduction. These data further suggest that any free radicals formed in these reductions must have a relatively short lifetime.

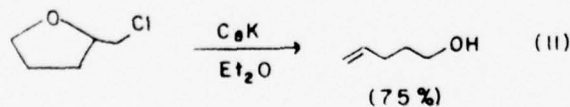
Although the above experiments do provide good evidence for alkyl radical intermediates, experiments designed to detect anionic intermediates were less definitive. Negative evidence for alkylpotassium intermediates was obtained by trapping experiments using anhydrous magnesium bromide. When a primary alkyl chloride or alkyl iodide was allowed to react with potassium-graphite according to equation 9 or 10 in a saturated THF solution of magnesium bromide





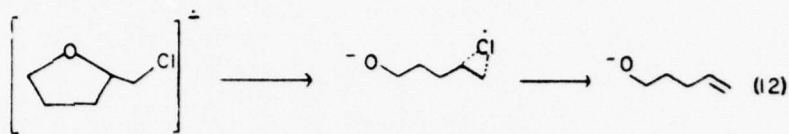
and quenched with either  $\text{D}_2\text{O}$  or carbon dioxide, no products which would correspond to an intermediate Grignard reagent could be detected. In addition, the high yield of dimer typically formed in reaction of alkyl iodides and  $\text{C}_8\text{K}$  was unaffected by the added magnesium bromide. Had an alkylpotassium reagent been formed in these reductions, magnesium bromide would have been expected to intercept it to form a Grignard reagent which would then have been trapped by either deuterium oxide or carbon dioxide. A similar experiment has been successfully used to demonstrate the presence of carbanionic intermediates in reductions of alkyl halides by sodium naphthalene.<sup>39</sup> Although the results of these experiments cannot rule out a transient carbanion-like intermediate in  $\text{C}_8\text{K}$  reductions of alkyl halides, these data can eliminate the possibility that electrophilic attack on an intermediate alkylpotassium species is responsible for formation of dimeric products (e.g. pathway 4 in Scheme I).

Evidence for the presence of anionic intermediates was provided by the reduction of tetrahydrofurfuryl chloride by  $\text{C}_8\text{K}$  (equation 11).



The observed products in this case are not those expected for a radical intermediate but are the type of product expected from a carbanionic intermediate since the tetrahydrofurfuryl radical is known to form methyl tetrahydrofuran<sup>40</sup>

while the corresponding anion is reported to ring open to give 4-penten-1-ol as observed in reaction 11.<sup>41</sup> However, these results could also be in accord with rearrangement of the first formed alkyl halide radical anion to a ring opened product (equation 12), so this result cannot be considered to be



unambiguous evidence for the formation of transient carbanions.<sup>42</sup> Nevertheless these results conclusively show that formation of alkyl radicals does not account for all of the observed products in reduction of alkyl halides with  $C_8K$ .

Potassium-graphite reacts with other reducible organic substrates besides simple alkyl halides, sulfonate esters, and weak protic acids. Some representative examples of these reactions are listed in Table III. As is shown in the Table, 1,2-dibromides are readily reduced to the corresponding olefins without further reduction of the carbon-carbon double bond. This reaction is reminiscent of similar reactions with metals or soluble aromatic radical anions.<sup>43</sup> 1,2-Dimethanesulfonate esters also react with  $C_8K$ . However, unlike the known reactions of vicinal dimesylates with soluble aromatic radical anions like sodium naphthalene which produce high yields of alkenes,<sup>44</sup> the reaction of vicinal dimesylates with potassium graphite produces a rather complicated product mixture. Although the major product formed from reaction of simple alkyl 1,2-dimesylates with  $C_8K$  is an alkene, elimination to form the corresponding carbonyl compound (or compounds) and formation of epoxide (in the cyclohexane-1,2-dimethanesulfonate case) are side reactions. The reduction of 1,2-dimesylates by potassium-graphite is further complicated by the observation that the reduction of the dimesylate of hydrobenzoin yields the hydrocarbon 1,2-diphenylethane instead of stilbene or phenyl benzyl ketone. Separate control experiments have established that stilbene

is not reduced by potassium-graphite under the reaction conditions (we observe only isomerization of (Z)-stilbene to (E)-stilbene as has been previously reported)<sup>45</sup> suggesting that the hydrocarbon product in the reduction of hydrobenzoin dimesylate is the result of cleavage of what is essentially a dibenzyl mesylate. Cleavage of benzyl mesylates to hydrocarbons was noted previously (vide supra). Other substrates that can be reduced by  $C_8K$  and that were briefly examined include: alkyl and arylmercuric halides, which were reduced to the corresponding hydrocarbons; epoxides, which either undergo partial reduction to alcohols (cyclohexene oxide) or no reaction (1-octene oxide); and ketones, which can either be reduced or deprotonated. Alkenes and esters were not reduced by  $C_8K$  in THF at 25°C to any measurable extent although previous reports show that alkenes can be reduced at higher temperatures or pressures in the presence of hydrogen.<sup>2</sup> Thiobenzyl ethers also react with  $C_8K$  in THF at 25°C to give unknown products. In this example, neither toluene nor thiophenol was detected by glpc, possibly because these products, if formed, were strongly absorbed by the graphite.

The use of potassium-graphite as a reagent in organic synthesis is representative of the potential for graphite intercalation compounds as polymeric reagents. Potassium-graphite can accomplish many of the reactions known for its soluble analog sodium naphthalene and has the distinct advantage that soluble by-products which interfere with product isolation are not formed. Comparison of the chemistry of potassium metal with that of potassium-graphite also illustrates the ability of graphite to modify the reactivity of this highly reactive metal in a potentially useful way. Nonetheless, the applicability of potassium-graphite itself as a reagent is probably limited because suitable alternative procedures for accomplishing many of its reactions are available and because of the lack of selectivity of even intercalated potassium. Perhaps the most useful aspect of potassium-graphite chemistry is not its reducing ability but rather the Lewis basicity of potassium-graphite. In addition to readily forming potassium

alkoxides,  $C_8K$  also can usefully deprotonate carbonyl compounds to form enolate anions. In this case potassium-graphite has a decided advantage over other bases in that the enolates, like the alkoxides studied in this work, may be intercalated or absorbed on the graphite so that subsequent monoalkylation is especially facile.<sup>46</sup> Potassium-graphite does have some utility as a reducing agent in organic chemistry, e.g. the reduction of dimethylates to olefins, the reduction of alkyl halides, etc., but these transformations are all well known and can be accomplished easily with other procedures. The main advantage of potassium-graphite as a reducing agent is apparently in the area of inorganic chemistry and has been the subject of previous communications by other workers.<sup>24,25</sup>

#### Conclusion.

Intercalation of potassium in graphite is a good example of how reactive reagents may have their chemistry modified by intercalation in graphite. Potassium-graphite has distinctly different reactivity than potassium toward a variety of substrates including water, alcohols, alkyl halides, ketones, esters, etc. We have shown that potassium-graphite acts as a Lewis base and as a one electron reducing agent. In the reaction of alkyl halides with  $C_8K$ , the predominant reaction appears to proceed by a single electron transfer pathway, at least in cases where elimination is not a problem. Unlike its homogeneous analog sodium naphthalene,  $C_8K$  does not transfer two electrons to produce detectable amounts of anionic intermediates although transient anion formation could not be excluded. Another difference between the heterogeneous  $C_8K$  and soluble aromatic radical anions is the absence of significant amounts of alkylation in the  $C_8K$  reductions of alkyl halides. Although these  $C_8K$  reductions of alkyl halides are not catalytic reactions, the descriptive chemistry of  $C_8K$  manifested in alkyl halide reductions may be important in catalysis with  $C_8K$  as well.

The reactions of weak acids like water and alcohols with alkali metal-graphites illustrates some of the unique properties of these graphite intercalation compounds. Our results from hydrogen evolution measurements, the measurement of soluble base formed, and the analysis of the ESCA spectra of graphite products in reactions of weak protic acids with potassium-graphite are all in qualitative agreement with the hypothesis that there is a difference in the mode of reaction of potassium-graphite with reagents that react at interior sites and with reagents that cannot reach these sites and must react at the edges or the surface of the alkali metal-graphite. More specifically, our results suggest that electron transfer, at least with protons as substrates, is more important at the surface of  $C_8K$ . However, Lewis basicity can be observed with hindered substrates in other cases (e.g. tert-alkyl halides).

Although the potential of potassium-graphite as a reagent in organic synthesis seems limited,  $C_8K$  does show useful reactivity in several types of reactions. Perhaps its most useful role might be that of a base in the rapid formation of alkoxides or of stabilized carbanions derived from carbonyl compounds. It reacts more rapidly than potassium in these proton abstraction reactions and is readily prepared. Potassium-graphite has an advantage over soluble aromatic radical anions in comparable reactions since it is essentially a polymeric reagent and can be easily separated from any reaction products by filtration. Potassium-graphite has only limited value as a reducing agent. Potassium-graphite also has some disadvantages as a synthetic reagent. First, it is a very reactive material and is easily decomposed by traces of air or water. Second, while its preparation is comparatively straightforward, it is a heterogeneous reagent and is subject to many of the problems associated with the use of heterogeneous species. Finally intercalation of products within the potassium-graphite or product graphite can pose problems in some situations. In general, we would expect that potassium-graphite should be considered as a

polymeric reagent in any reaction in which sodium naphthalene has been found to be useful.

Acknowledgment. We thank the Donors of the Petroleum Research Fund, administered by the American Chemical Society, and the Office of Naval Research for support. The Hewlett-Packard 5950A ESCA spectrometer used in this work was purchased with the aid of NSF grant GP-41563 to Texas A&M University.

## Experimental Section

General Methods. All reactions of the air and water sensitive intercalation compounds were carried out in flame-dried glassware under argon or nitrogen atmospheres using standard techniques for air sensitive materials.<sup>48</sup> Nitrogen was dried by passage through a drying tower of calcium chloride, argon was used without further purification. Tetrahydrofuran and other ethereal and hydrocarbon solvents were distilled from a purple solution or suspension of disodium benzophenone dianion prior to use. Melting points were determined on a Thomas-Hoover capillary melting point apparatus and are uncorrected. NMR spectra were recorded on a Varian T-60 spectrometer using tetramethylsilane as an internal standard. IR spectra were taken using sodium chloride plates or sodium chloride cells on a Beckman IR-8 spectrometer. Perkin-Elmer Model 3920 and Antek Model 400 gas chromatographs were used for gplc analyses. All organics were purchased from Aldrich Chemical Co. or other commercial sources in reagent quality and used as supplied. Two different grades of graphite were used in the preparation of  $C_8K$ . Either Union Carbide SP-2 grade graphite or Fisher grade 38 graphite proved equally satisfactory and no differences were detected in the chemistry of the potassium-graphites formed from these two graphites. Potassium metal (Fisher) was used as supplied after carefully cutting clean pieces<sup>49</sup> under mineral oil and removing the mineral oil with pentane under an argon atmosphere. ESCA spectra were taken on a Hewlett-Packard 5950A ESCA spectrometer. Potassium, rubidium, and cesium graphites were also purchased commercially from Alfa-Ventran Inorganics.

Potassium-graphite. Potassium-graphite was prepared by the procedure of Lalancette.<sup>12</sup> In small scale reactions,  $C_8K$  was prepared by adding a stoichiometric amount of graphite to a flame-dried centrifuge tube containing a magnetic stirring bar under argon and then flushing the graphite containing centrifuge tube with more argon. Potassium metal was added to the centrifuge

tube and the system again flushed with argon. Heating this mixture of potassium and graphite to 100°C with vigorous stirring formed gold colored  $C_8K$  within 1 h. Larger scale reactions were conveniently carried out in a 300-ml, flame-dried, two-necked, round-bottomed flask using an overhead stirrer to insure adequate mixing.

<sup>50</sup>

~~General procedure for reaction of alcohols, water, or amines with alkali metal-graphites.~~ Excess alkali metal-graphite ( $C_8K$ ,  $C_8Rb$ , or  $C_8Cs$ ) was either weighed into a flame-dried, 40-ml centrifuge tube equipped with a magnetic stirring bar in a dry box or transferred as a THF slurry into a flame-dried 40-ml centrifuge tube containing a magnetic stirring bar. After adding sufficient THF or ether to make a 20-ml suspension, the reaction mixture was attached to a gas buret. The acidic substrate was then added and the evolved hydrogen measured with the gas buret after equilibration.<sup>51</sup> Following this measurement, the sample was centrifuged to compact the graphite and aliquots of the supernatant liquid were withdrawn by syringe and injected into 50 ml of water. Titration with 0.1 N HCl to a phenolphthalein end-point was used to measure the soluble base.

Samples of graphite for ESCA experiments were collected from representative examples of the above experiments by first quenching any unreacted  $C_8K$  with excess water (or methanol or tert-butanol), collecting the graphite product by suction filtration, and washing this product with water (or alcohol). After drying in a vacuum oven overnight, these graphite samples were examined by ESCA. The spectra obtained (Figure II and reference 16) showed the presence of potassium as well as a broadened carbon 1s signal. The broadened  $C_{1s}$  line was in accord with the hypothesis that a partially hydrogenated graphite had been formed.

~~Reaction of alkyl halides and potassium-graphite.~~ A THF slurry of  $C_8K$  prepared as described above was stirred at 25°C and the neat alkyl or aryl halide was added dropwise using a syringe. The reactions appeared to be over immediately since the characteristic color of  $C_8K$  disappeared, but the reaction



mixture was allowed to stir an additional hour at 25°C and then quenched by cautiously adding water. Extraction of the resulting aqueous solution with ether yielded a solution of the hydrocarbon product which was analyzed by glpc using unexceptional internal standard techniques.

Isolated yields of hexatriacontane were obtained in the reaction of octadecyl iodide and  $C_8K$  after recrystallization of the crude product from absolute ethanol. The hexatriacontane thus prepared had mp 76-77° (lit.<sup>52</sup> mp 73-75°).

~~Reduction of Sulfonate Esters with Potassium-Graphite.~~ The same general procedure used for reductions of alkyl and aryl halides with  $C_8K$  was used for the reductions of alkyl and aryl methanesulfonate or *p*-toluenesulfonate esters. In these reactions, a 24 h extraction with refluxing ethanol of the graphite product of these reactions was required for recovery of all of the alcohol product as determined by glpc.

~~Methanesulfonic Acid Esters~~ of alcohols and diols were prepared according to literature procedures<sup>53</sup> and had spectral properties and physical properties in accord with literature values.

~~1,2-Octanediol~~ was prepared from 1-octene according to the procedure of Cope et.al.<sup>54</sup> in 75% yield and had mp 30°C (lit.<sup>54</sup> mp 30°C) and NMR ( $CDCl_3$ )  $\delta$  4.5 (broad s, 2 H), 3.2 - 3.9 (m, 2H), 1.0 - 1.6 (m, 11 H), 0.9 (t, 3H).

~~Tetrahydrofurfuryl Chloride~~ was prepared according to a literature procedure<sup>41</sup> in 76% yield and had bp 42-44°C (11 Torr) [lit.<sup>41</sup> bp 41-42°C (11 Torr)]; NMR (neat)  $\delta$  3.6 - 4.3 (m, 3H), 3.5 (two overlapping d, 2H), 1.9 (m, 4H).

~~trans Cyclohexane-1,2-diol~~ was prepared from cyclohexene according to the procedure of Roebuck and Adkins<sup>55</sup> in 60% yield and had mp 100.5 - 102°C (lit.<sup>55</sup> mp 101.5 - 103°C); NMR ( $CDCl_3$ )  $\delta$  4.3 (s, 2H), 3.3 (m, 2H), 1.0 - 2.2 (m, 8H)

~~Benzyl Phenyl Thiether.~~ To a solution of 3.3g (50 mmol) of potassium hydroxide in methanol was added 10.4g (94 mmol) of thiophenol. The mixture was allowed to stir for 5 min and 5.76 ml (50 mmol) of benzyl chloride was added

over a 10 min period. The resulting milky white solution was neutralized with 10% HCl and extracted with two 50-ml portions of ether. The organic phases were combined and washed with saturated sodium chloride solution, dried ( $\text{MgSO}_4$ ), and concentrated under reduced pressure. Recrystallization from ethanol gave 6.83g of the desired product (68% yield); mp 42-43°C (lit.<sup>56</sup> mp. 42-43.5°C); NMR ( $\text{CDCl}_3$ )  $\delta$  7.2 (s, 10H), 4.1 (s, 2H).

~~2-Methyl-2-phenyl-1-chloropropane~~ was prepared according to a literature procedure<sup>57</sup> in 66% yield and had bp 116-120°C (40 Torr) (lit.<sup>57</sup> bp 97-98°C (10 Torr)); NMR (neat)  $\delta$  7.2 (s, 5H), 3.4 (s, 2H), 1.3 (s, 6H).

~~1-Chloro-5-hexene~~ was prepared according to the procedure of Hooz and Gilani<sup>58</sup> in 68% yield and had bp 39-42°C (10 Torr) (lit.<sup>59</sup> bp 55°C (32 Torr)); NMR ( $\text{CCl}_4$ )  $\delta$  4.8-6.20 (m, 3H), 3.39 (t, 2H), 1.44-2.37 (m, 6H).

~~p-Toluenesulfonate Esters~~ were prepared according to the method of Fieser and Fieser.<sup>60</sup>

~~1-Iodoctadecane~~ was prepared from 1-chlorooctadecane and sodium iodide in acetone<sup>61</sup> and had mp 32-33°C (lit.<sup>62</sup> mp 34°C).

~~Iodocyclohexane~~ was prepared according to an Organic Syntheses procedure.<sup>63</sup>

Table I. The Reaction of Alkali Metal-Graphites<sup>22</sup> with Water, Alcohols and Amines.

Alkali metal-graphite	Acidic Substrate	Hydrogen Evolved <sup>a</sup> (mmol H <sub>2</sub> /mmol (ROH).)	Soluble Base <sup>a</sup> (mmol/mmol (ROH).)	C <sub>8</sub> K/[ROH]. <sup>c</sup>
C <sub>8</sub> K	H <sub>2</sub> O	0.04 <sup>b</sup>	0.0	— <sup>c</sup>
C <sub>8</sub> K <sup>d</sup>	H <sub>2</sub> O	0.08	0.0	4.6
C <sub>8</sub> Rb <sup>d</sup>	H <sub>2</sub> O	0.13	0.0	2.1
C <sub>8</sub> Cs <sup>d</sup>	H <sub>2</sub> O	0.11	0.0	
C <sub>8</sub> K	CH <sub>3</sub> OH	0.19	0.07	7.5
C <sub>8</sub> K <sup>d</sup>	CH <sub>3</sub> OH	0.12	0.11	10.4
C <sub>8</sub> Rb <sup>d</sup>	CH <sub>3</sub> OH	0.18	0.20	4.7
C <sub>8</sub> Cs <sup>d</sup>	CH <sub>3</sub> OH	0.15	0.04	3.1
C <sub>8</sub> K	CH <sub>3</sub> (CH <sub>2</sub> ) <sub>2</sub> CH <sub>2</sub> OH	0.18	0.87	18.6
C <sub>8</sub> K	CH <sub>3</sub> CH <sub>2</sub> CH(CH <sub>3</sub> )OH	0.18	0.75	18.6
C <sub>8</sub> K	(CH <sub>3</sub> ) <sub>3</sub> COH	0.16	0.40	19.3
C <sub>8</sub> K	CH <sub>3</sub> (CH <sub>2</sub> ) <sub>6</sub> CH <sub>2</sub> OH	0.25	0.76	44.3
C <sub>8</sub> K	CH <sub>3</sub> (CH <sub>2</sub> ) <sub>16</sub> CH <sub>2</sub> OH	0.30	0.69	65.4
C <sub>8</sub> K	CH <sub>3</sub> (CH <sub>2</sub> ) <sub>5</sub> CH(CH <sub>3</sub> )OH	0.24	0.83	43.7
C <sub>8</sub> K	CH <sub>3</sub> (CH <sub>2</sub> ) <sub>6</sub> CH <sub>2</sub> OH <sup>e</sup>	0.38	0.67	28.4
C <sub>8</sub> K	CH <sub>3</sub> (CH <sub>2</sub> ) <sub>5</sub> CH(CH <sub>3</sub> )OH <sup>e</sup>	0.43	0.78	28.8
C <sub>8</sub> K <sup>d</sup>	CH <sub>3</sub> (CH <sub>2</sub> ) <sub>6</sub> CH <sub>2</sub> OH	0.30	0.67	42.6
C <sub>8</sub> K <sup>d</sup>	CH <sub>3</sub> (CH <sub>2</sub> ) <sub>5</sub> CH(CH <sub>3</sub> )OH	0.27	0.69	42.6
C <sub>8</sub> K <sup>d</sup>	CH <sub>3</sub> (CH <sub>2</sub> ) <sub>16</sub> CH <sub>2</sub> OH	0.21	0.21	27.1
C <sub>8</sub> Rb <sup>d</sup>	CH <sub>3</sub> (CH <sub>2</sub> ) <sub>6</sub> CH <sub>2</sub> OH	0.31	0.43	18.4
C <sub>8</sub> Rb <sup>d</sup>	CH <sub>3</sub> (CH <sub>2</sub> ) <sub>5</sub> CH(CH <sub>3</sub> )OH	0.31	0.73	18.2
C <sub>8</sub> Rb <sup>d</sup>	CH <sub>3</sub> (CH <sub>2</sub> ) <sub>16</sub> CH <sub>2</sub> OH	0.20	0.10	29.7
C <sub>8</sub> Cs <sup>d</sup>	CH <sub>3</sub> (CH <sub>2</sub> ) <sub>6</sub> CH <sub>2</sub> OH	0.29	0.65	11.9
C <sub>8</sub> Cs <sup>d</sup>	CH <sub>3</sub> (CH <sub>2</sub> ) <sub>5</sub> CH(CH <sub>3</sub> )OH	0.31	0.68	11.7
C <sub>8</sub> Cs <sup>d</sup>	CH <sub>3</sub> (CH <sub>2</sub> ) <sub>16</sub> CH <sub>2</sub> OH	0.23	0.58	22.1
C <sub>8</sub> K	c-C <sub>6</sub> H <sub>11</sub> NH <sub>2</sub>	0.0 <sup>f</sup>	0.0 <sup>f</sup>	43.5
C <sub>8</sub> K	c-C <sub>4</sub> H <sub>8</sub> NH	0.0 <sup>f</sup>	0.0 <sup>f</sup>	51.3

<sup>a</sup>The estimated error in these numbers is  $\pm 20\%$ .

<sup>b</sup>Average value from 12 different reactions in which the evolved hydrogen ranged from 0.01 - 0.05 mmol/mmol C<sub>8</sub>K when excess C<sub>8</sub>K was used. <sup>c</sup>Various ratios of C<sub>8</sub>K/H<sub>2</sub>O were employed ranging from 4.6 to 23.3 (mmol/mmol). If excess H<sub>2</sub>O was used hydrogen evolution measured from 0.01 - 0.08 mmol/mmol H<sub>2</sub>O. <sup>d</sup>Commercial samples of alkali metal-graphite were used. <sup>e</sup>Diethyl ether was used in place of tetrahydrofuran in this example. <sup>f</sup>No hydrogen evolution or soluble base other than the original amine was detected.

Table II. Reaction of Monofunctional Alkyl and Aryl Halides and Alkyl Sulfonate Esters with Potassium-Graphite ( $C_8K$ ).

Substrate	Solvent	$C_8K/RX$ (mmol/mmol)	Products (% yield)	Material Balance %
$CH_3(CH_2)_{16}CH_2Cl$	Pentane	7.2	$C_{18}H_{38}$ (80) <sup>a</sup>	80
$CH_3(CH_2)_{16}CH_2Cl$	$Et_2O$	3.5	$C_{18}H_{38}$ (93)	93
$CH_3(CH_2)_{16}CH_2Cl$	THF	6.2	$C_{18}H_{38}$ (86) <sup>b</sup>	86
$CH_3(CH_2)_{16}CH_2Br$	THF	6.7	$C_{18}H_{38}$ (38), $C_{36}H_{74}$ (56) <sup>c</sup>	94
$CH_3(CH_2)_{16}CH_2I$	Pentane	13.3	$C_{18}H_{38}$ (100) <sup>d</sup>	100
	Pentane	3.1	$C_{18}H_{38}$ (47), $C_{36}H_{74}$ (53)	100
	$Et_2O$	4.6	$C_{18}H_{38}$ (28), $C_{36}H_{74}$ (62) <sup>c</sup>	90
	THF	3.2	$C_{18}H_{38}$ (20), $C_{36}H_{74}$ (68) <sup>c</sup>	88
	THF	11.4	$C_{18}H_{38}$ (26), $C_{36}H_{74}$ (73) <sup>c</sup>	99
	THF	29.9	$C_{18}H_{38}$ (32), $C_{36}H_{74}$ (68)	100
$CH_3(CH_2)_{16}CH_2OTs$	THF	23.0	$C_{18}H_{38}$ (10), $C_{18}H_{37}OH$ (90) <sup>e</sup>	100
$CH_3(CH_2)_{16}CH_2OTs$	THF	12.6	$C_{18}H_{38}$ (0), $C_{18}H_{37}OH$ (95) <sup>e</sup>	95
$c-C_6H_{11}Cl$	THF	8.4	$c-C_6H_{12}$ (84), $c-C_6H_{10}$ (15)	99
$CH_3(CH_2)_3C(CH_3)_2Cl$	THF	7.8	$CH_3(CH_2)_3CH(CH_3)_2$ (81), $C_7H_{14}$ (19)	100
$c-C_6H_{11}Br$	THF	9.0	$c-C_6H_{12}$ (56), $c-C_6H_{10}$ (40)	96
$CH_3(CH_2)_4CH(CH_3)Br$	THF	11.9	$CH_3(CH_2)_5CH_3$ (54), $C_7H_{14}$ (46)	100
$c-C_6H_{11}I$	THF	6.4	$c-C_6H_{12}$ (5), $C_6H_{10}$ (88)	93
$p-CH_3C_6H_4Cl$	THF	10.1	$CH_3C_6H_5$ (50), $p-CH_3C_6H_4Cl$ (50)	100
$p-CH_3C_6H_4Br$	THF	5.9	$CH_3C_6H_5$ (48), $p-CH_3C_6H_4Br$ (52)	100
$C_6H_5OTs$	THF	6.4	$C_6H_5OH$ (61)	61

<sup>a</sup> Under these conditions, 50% of the starting halide did not react. <sup>b</sup> Under these conditions, 33% of the starting halide did not react. <sup>c</sup> This yield is an isolated, recrystallized yield (EtOH), mp 76-77°C (lit.<sup>52</sup> mp 73-75°C). <sup>d</sup> Under these conditions, 60% of the starting halide did not react. <sup>e</sup> The alcohol product was obtained after a 24 h extraction of the product graphite with refluxing absolute ethanol.

Table III. Reaction of Potassium-Graphite and Various Reducible Organic Substrates in Tetrahydrofuran at @5°C.

Substrate	Product (Glpc % yield)
$\overline{\text{CH}_2-\text{CH}_2\text{CH}_2\text{COCH}_2\text{CH}_2}$	$\overline{\text{CH}_2\text{CH}_2\text{CH}_2\text{CH}(\text{OH})\text{CH}_2\text{CH}_2}$ (85)
(Z)- $\text{C}_6\text{H}_5\text{CH}=\text{CHC}_6\text{H}_5$	(E)- $\text{C}_6\text{H}_5\text{CH}=\text{CHC}_6\text{H}_5$ (62)
$\overline{\text{CH}_2(\text{CH}_2)_4\text{CHBrCHBr}(\text{CH}_2)_4\text{CH}_2}$	$\overline{\text{CH}_2(\text{CH}_2)_4\text{CH}=\text{CH}(\text{CH}_2)_4\text{CH}_2}$ (93)
n- $\text{C}_6\text{H}_{13}\text{CH}(\text{O})\text{CH}_2$	-- <sup>a</sup>
$\text{C}_8\text{H}_{17}\text{CHBrCH}_2\text{Br}$	$\text{C}_8\text{H}_{17}\text{CH}=\text{CH}_2$ (94)
$\text{C}_6\text{H}_5\text{CH}(\text{OMs})\text{CH}(\text{OMs})\text{C}_6\text{H}_5$	$\text{C}_6\text{H}_5\text{CH}_2\text{CH}_2\text{C}_6\text{H}_5$ (72)
trans- $\overline{\text{CH}_2\text{CH}_2\text{CH}(\text{OMs})\text{CHOMs}}\text{CH}_2\text{CH}_2$	c- $\text{C}_6\text{H}_{10}$ (43) <sup>b</sup>
$\text{C}_6\text{H}_{13}\text{CH}(\text{OMs})\text{CH}_2\text{OMs}$	$\text{C}_6\text{H}_{13}\text{CH}=\text{CH}_2$ (58) <sup>c</sup>
$\text{C}_6\text{H}_5\text{HgCl}$	$\text{C}_6\text{H}_5$ (96)
$\text{C}_6\text{H}_{13}\text{CH}=\text{CH}_2$	— <sup>d</sup>
$\text{C}_6\text{H}_5\text{CO}_2\text{CH}_3$	— <sup>d</sup>
$\text{C}_6\text{H}_5\text{SCH}_2\text{C}_6\text{H}_5$	— <sup>e</sup>

<sup>a</sup>With a ratio of  $\text{C}_8\text{K}/\text{epoxide}$  of 14mmol/0.7mmol only starting material could be detected by glpc. <sup>b</sup>Other products included 16% cyclohexene oxide and 13% cyclohexanone. <sup>c</sup>Other products included 18% 2-octanone and 12% octanal. No 1-octene oxide was detected. <sup>d</sup>No detectable reaction was observed. <sup>e</sup>Although the potassium-graphite immediately decolorized indicating reaction, no products were found by gas chromatography.

## References and Notes

- (1) L. B. Ebert, Annual Rev. Mat. Sci., 6, 181 (1976); M. E. Vol'pin, Y. N. Novikov, N. D. Lapkina, V. I. Kasatochkin, Y. U. Struchkov, M. E. Kazarkov, R. A. Stukan, V. A. Povitskij, Y. S. Karimov, and A. V. Zvarikina, J. Am. Chem. Soc., 97, 3366 (1975); R. C. Croft, Quart. Rev., 14, 1 (1960); and J. M. Lalancette, L. Roy, and J. Lafontaine, Can. J. Chem., 54, 2505 (1976).
- (2) M. A. M. Boersma, Catal. Rev. Sci. Eng., 10, 243 (1974).
- (3) H. B. Kagan, Chem. Tech., 510 (1976), and H. B. Kagan, Pure Appl. Chem., 46, 177 (1976).
- (4) For example see A. R. Ubbelohde, Carbon, 14, 1 (1976); H. Fuzellier, J. Melin, and A. Herold, Carbon, 15, 45 (1977); and E. R. Falardeau, G. M. Foley C. Zeller and F. L. Vogel, Chem. Commun., 389 (1977) and references in each for representative examples of graphite intercalates with modified electronic character.
- (5) M. C. Robert, M. Oberlin, and J. Mering, Chem. Phys. Carbon, 10, 141 (1973).
- (6) Y. N. Novikov and M. E. Vol'pin, Russ. Chem. Rev., 40, 733 (1971).
- (7) K. Tamaru, Cat. Rev., 4, 161 (1970).
- (8) T. Ignasiak, A. V. Kemp-Jones, and O. P. Strausz, J. Org. Chem., 42, 312 (1977) and H. W. Sternberg and C. L. Delle Donne, Fuel, 53, 172 (1974), and references in each.
- (9) J. F. Garst, Accounts Chem. Res., 4, 400 (1971); N. L. Holy, Chem. Rev., 74, 243 (1974); and M. Szwarc, Accounts Chem. Res., 5, 169 (1972).
- (10) C. C. Leznoff, Chem. Soc. Rev., 3, 65 (1974), J. I. Crowley and H. Rapoport, Accounts Chem. Res., 9, 135 (1976).
- (11) A. Schleede and M. Wellmann, Z. Physik. Chem., B18, 1 (1932).
- (12) J. M. Lalancette, G. Rollin, and P. Dumas, Can. J. Chem., 50, 3058 (1972).
- (13) J. Rebek Jr. and F. Gavina, J. Am. Chem. Soc., 97, 3453 (1975).
- (14) J. M. Burlitch and R. C. Winterton, J. Am. Chem. Soc., 97, 5605 (1975).
- (15) Reaction 1 cannot be completely excluded, cf. W. Rudorff and E. Schulze, Z. Anorg. Chem., 277, 156 (1954).
- (16) D. E. Bergbreiter and J. M. Killough, Chem. Commun., 913 (1976).
- (17) D. Savoia, C. Trombini, and A. Umani-Ronchi, Tetrahedron Lett., 653 (1977).
- (18) H. Hart, B. Chen, and C. Peng, Tetrahedron Lett., 5121 (1977). We thank Professor Hart for informing us of these results prior to publication.

- (19) W. Rochus and R. Kickuth, Ger. Patent 1,095, 832 (1957); Chem. Abstracts, 56, 10976d.
- (20) S. Bank and B. Bockrath, J. Am. Chem. Soc., 93, 430 (1971), and J. F. Garst and J. A. Pacifici, ibid., 97, 1802 (1975).
- (21) The drawings in equation 3 and throughout this paper omit cations for the sake of clarity. This omission is not intended to suggest anything about the association of the cation and corresponding anion.
- (22) F. G. Bordwell, J. E. Bares, J. E. Bartness, G. J. McCollum, M. Van Der Puy, N. R. Vanier, and W. S. Matthews, J. Org. Chem., 42, 321 (1977).
- (23) D. Savoia, C. Trombini, and A. Umani-Ronchi, J. Chem. Soc., Perkin I, 123 (1977).
- (24) C. Ungurenasu and M. Palie, Chem. Commun., 388 (1975).
- (25) K. A. Jensen, B. Nygaard, G. Clisson, and P. H. Nielson, Acta. Chem. Scand., 19, 768 (1965).
- (26) F. Glocking and D. Kingstone, Chem. Ind., 8, 1037 (1961).
- (27) For a recent summary of procedures for reduction of alkyl halides to hydrocarbons see R. O. Hutchins, D. Kandasamy, C. A. Maryanoff, D. Masilamani, and B. E. Maryanoff, J. Org. Chem., 42, 82 (1977).
- (28) I. B. Rashkov, I. M. Panayotov, and N. Tyutyulkov, Bull. Chem. Soc. Fr., 1271 (1975).
- (29) J. M. Lalancette and R. Roussel, Can. J. Chem., 54, 2110 (1976) and F. Beguin and R. Setton, Chem. Commun., 611 (1976) have both reported that potassium-graphite readily absorbs benzene and reacts to form biphenyl.
- (30) Unlike the authors of ref. 17, we do not always see Wurtz coupled products with alkyl halides. We have not investigated the effect of changing the temperature of our reductions to match this previous report.
- (31) G. D. Sargent and G. A. Lux, J. Am. Chem. Soc., 90, 7160 (1968), and J. F. Garst, J. T. Barbas, and F. E. Barton, II, ibid., 90, 7159 (1968).
- (32) J. R. Ganson, S. Schulenberg, and W. D. Closson, Tetrahedron Lett., 4397 (1970).
- (33) R. J. Rogers, H. L. Mitchell, Y. Fujiwara, and G. M. Whitesides, J. Org. Chem., 39, 857 (1974) and references therein.
- (34) Alkyl halide radical anions have now been postulated to be the initial products in some electron transfer reactions of reducing agents and alkyl halides, cf. S. Bank and D. A. Juckett, J. Am. Chem. Soc., 98, 7742 (1976) and J. F. Garst, R. D. Roberts, and J. A. Pacifici, ibid., 99, 3528 (1977).
- (35) R. C. Lamb, P. W. Ayers, and M. K. Toney, J. Am. Chem. Soc., 85, 3483 (1963); J. F. Garst, P. W. Ayers, and R. C. Lamb, ibid., 88, 4260 (1966); J. F. Garst and F. E. Barton, Tetrahedron Lett., 587 (1969).

- (36) C. L. Hill and G. M. Whitesides, J. Am. Chem. Soc., 96, 870 (1974), and references cited therein.
- (37) Assuming that the reactivity of n-alkyl radicals approximates that of methyl radicals and that diethyl ether or THF have a hydrogen donating ability intermediate between that of dimethyl ether and diisopropyl ether, (calculated bimolecular rate constants of 40 and 700 l/mol-sec respectively)<sup>38</sup> these rate constants can be estimated (solvent concentration was estimated at 50 M).
- (38) C. Walling, Pure Appl. Chem., 15, 69 (1967), and A. F. Trotman-Dickenson, Quart. Rev., 7, 198 (1953).
- (39) S. Bank and J. F. Bank, Tetrahedron Lett., 4533 (1967).
- (40) J. F. Garst, Am. Chem. Soc. Div. Petrol. Chem. Prepr., 13, D65 (1968).
- (41) L. A. Brooks and H. R. Snyder, "Organic Syntheses, Vol. III.," E. C. Horning, Ed., Wiley, New York, N.Y., 1955, p. 698.
- (42) J. F. Garst and C. D. Smith, J. Am. Chem. Soc., 98, 1520 (1975) have described electron transfer reactions of alkyl iodides with alkali benzophenone ketyls precursors of alkyl radical intermediates. However, this case, no rearrangement of tetrahydrofurfuryl iodide derived products was observed. Although these data do not support a reaction like equation 12, different rates or reaction pathways in these systems make it impossible to rule out equation 12 as a route to 4-penten-1-ol products in reductions of similar halides with potassium-graphite.
- (43) J. F. Garst, J. A. Pacifici, V. D. Singleton, M. F. Ezzel, and J. I. Morris, J. Am. Chem. Soc., 97, 5242 (1975).
- (44) J. C. Carnahan and W. D. Closson, Tetrahedron Lett., 3447 (1972).
- (45) Lalancette and Roussel (reference 29) have previously observed this isomerization reaction.
- (46) Preliminary examination of solutions from reaction of cyclohexanone and potassium-graphite (1.4:5.59 mmol/mmol ratio of reactants) shows no soluble base, J. M. Killough, unpublished results.
- (47) These alkali metal graphites can be obtained either from Alfa Inorganics or Callery Mine Safety Co.
- (48) H. C. Brown, "Organic Syntheses via Boranes," Wiley, New York, N.Y., 1975.
- (49) Older potassium whose surface was tarnished failed to form  $C_8K$  in several different preparations. In our experience, fresh, clean pieces of potassium are essential for the successful preparation of potassium-graphite in small (ca. 25 mmol) scale reactions.
- (50) Adequate mixing was essential for these reactions. In the absence of adequate mixing the formation of  $C_8K$  typically did not go to completion unless excess potassium metal was used.



- (51) The volume of evolved gas did not change for 24 h after the addition of the acidic substrate was completed. The amount of evolved gas was typically measured after 1 h after this addition had been completed.
- (52) S. R. A. Pollock and R. Stevens, Ed. "Dictionary of Organic Compounds," Oxford University Press, London, 1965.
- (53) R. K. Crossland and K. L. Servis, J. Org. Chem., 35, 3195 (1970).
- (54) A. C. Cope, L. J. Fleekenstein, S. Moon and H. E. Petree, J. Am. Chem. Soc., 85, 3752 (1963).
- (55) A. Roebuck and H. Adkins, "Organic Syntheses Coll. Vol. III.," E. C. Horning, Ed., Wiley, New York, N.Y., 1955, p. 217.
- (56) H. Hepworth and H. W. Clapham, J. Chem. Soc., 1193 (1921).
- (57) W. T. Smith, Jr. and J. T. Sellas, "Organic Syntheses, Coll. Vol. IV," N. Rabjohn, Ed., Wiley, New York, N.Y., 1963, p. 702.
- (58) J. Hooz and S. S. H. Gilani, Can. J. Chem., 46, 86 (1968).
- (59) C. L. Jenkins and J. K. Kochi, J. Org. Chem., 36, 3103 (1971).
- (60) L. F. Fieser and M. Fieser, "Reagents for Organic Synthesis, Vol. I," Wiley, New York, N.Y., 1967, p. 1180.
- (61) D. E. Bergbreiter and G. M. Whitesides, J. Org. Chem., 40, 779 (1975).
- (62) R. C. Weast, Ed., "Handbook of Chemistry and Physics," Chemical Rubber Company, Cleveland, 1972, p. C-396.
- (63) H. Stone and H. Schechter, "Organic Syntheses, Coll. Vol. IV," N. Rabjohn, Ed., Wiley, New York, N.Y., 1963, p. 543.

Figure I. Schematic representation of potassium-graphite ( $C_8K$ ). The dotted spheres represent potassium atoms within the graphite framework.

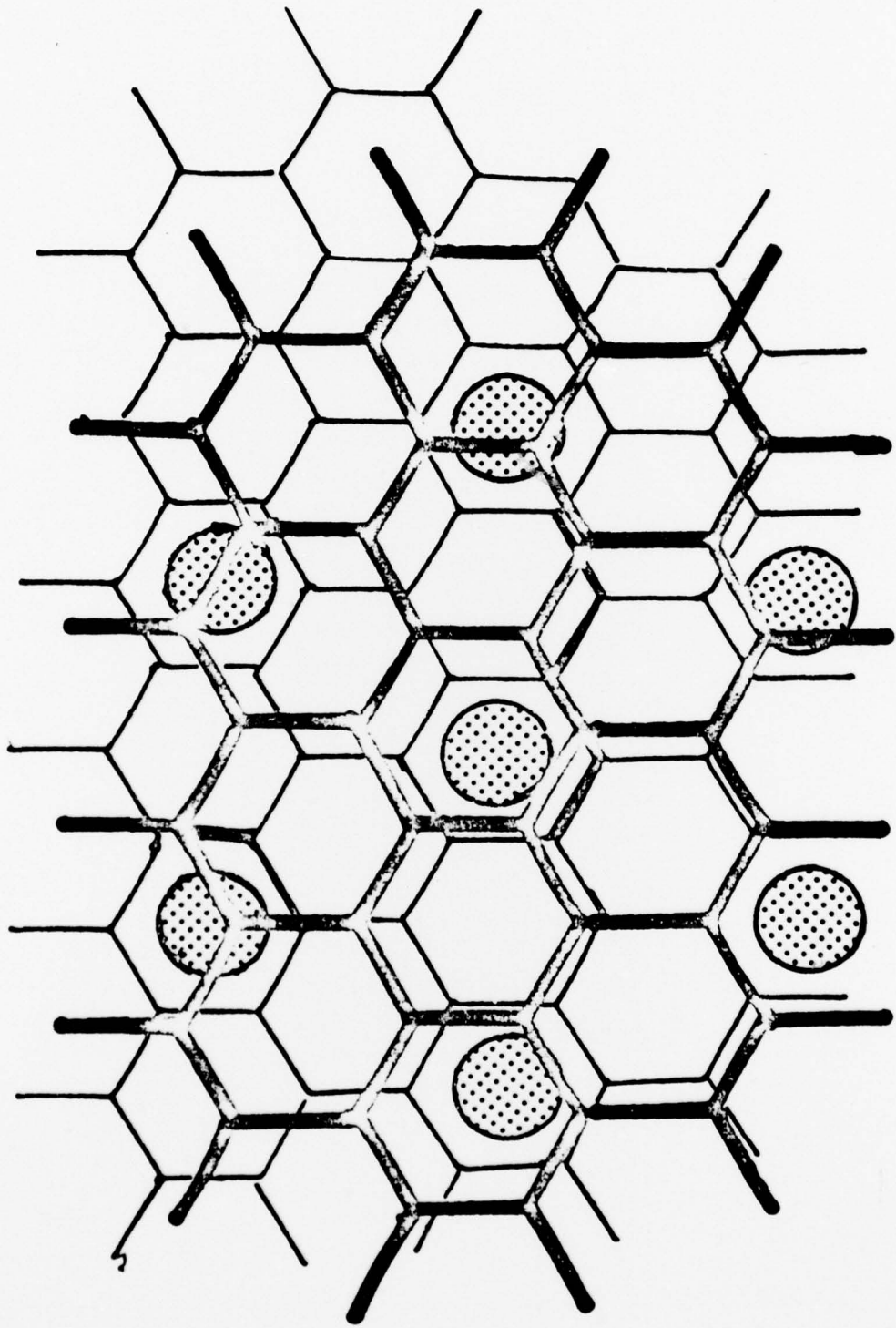
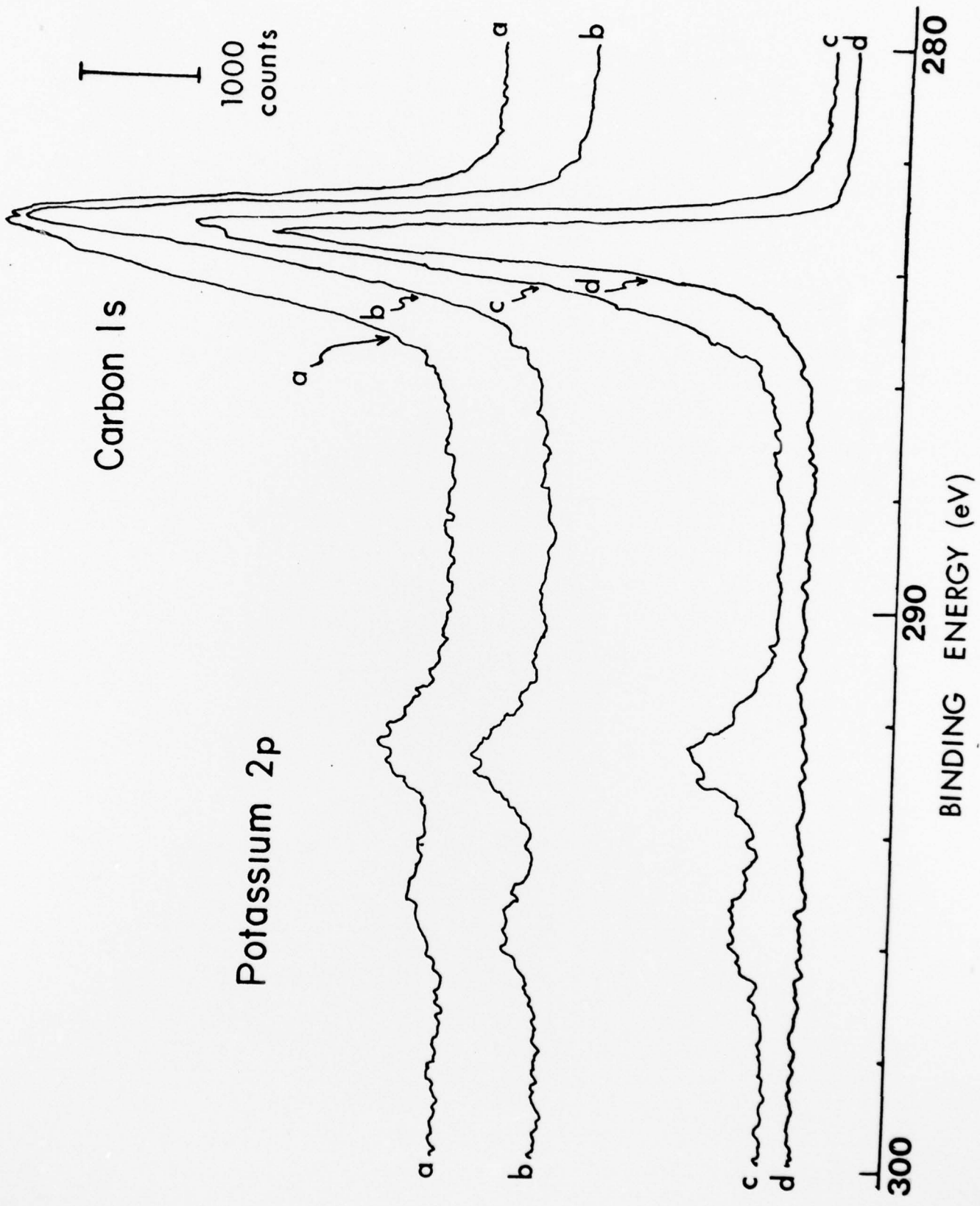
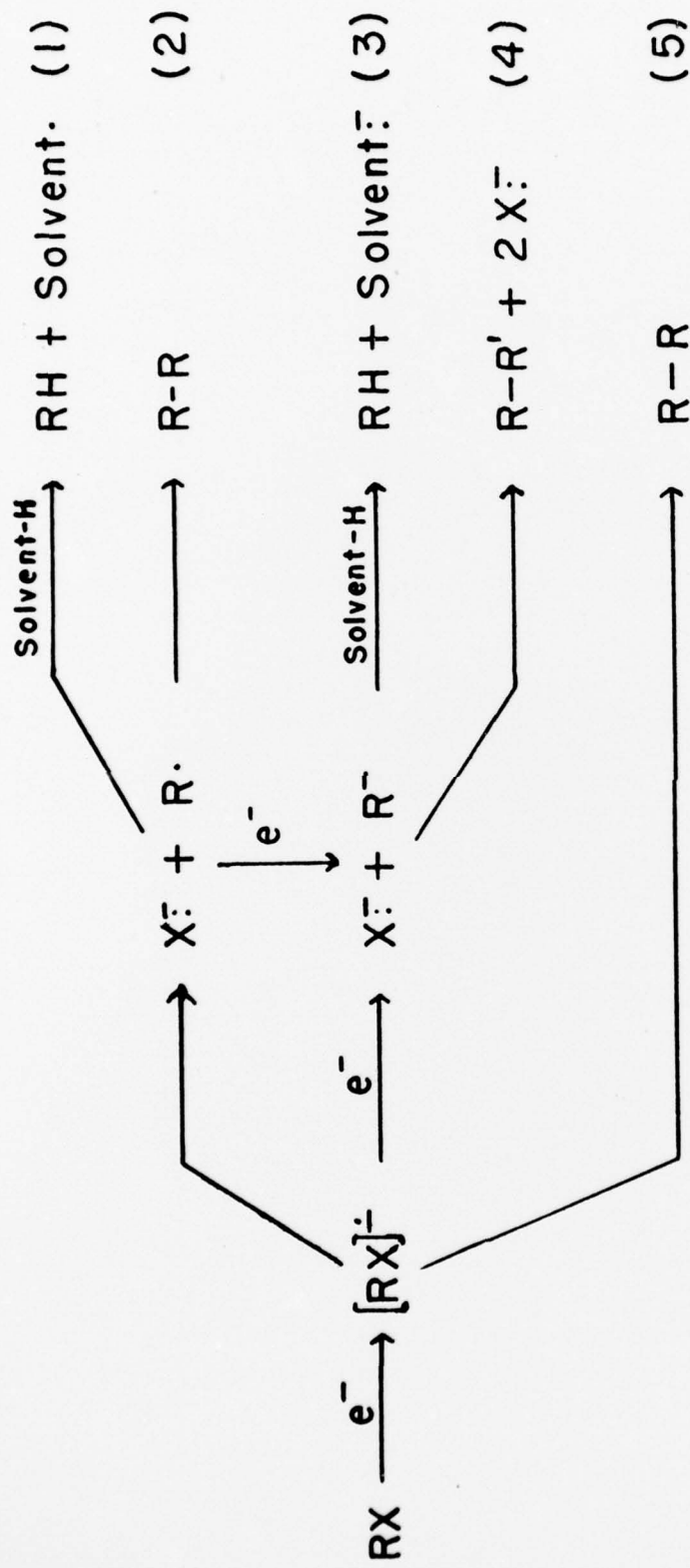


Figure II. ESCA spectra of product graphite from reaction of weak protic acids and  $C_8K$ : (a) graphite product from  $C_8K + H_2O$ ; (b) graphite product from  $C_8K + CH_3OH$ ; (c) graphite product from  $C_8K + (CH_3)_3COH$ ; and (d) starting graphite. The small peaks between 290 and 300 eV are due to intercalated or absorbed potassium species.





Scheme I. Mechanism for reduction of alkyl halides by  $\text{C}_8\text{K}$ .

TECHNICAL REPORT DISTRIBUTION LIST

<u>No. Copies</u>		<u>No. Copies</u>	
2	Office of Naval Research Arlington, Virginia 22217 Attn: Code 472	12	Defense Documentation Center Building 5, Cameron Station Alexandria, Virginia 22314
6	Office of Naval Research Arlington, Virginia 22217 Attn: Code 102IP 1	1	U.S. Army Research Office P.O. Box 12211 Research Triangle Park, N.C. 27709 Attn: CRD-AA-IP
1	ONR Branch Office 536 S. Clark Street Chicago, Illinois 60605 Attn: Dr. Jerry Smith	1	Naval Ocean Systems Center San Diego, California 92152 Attn: Mr. Joe McCartney
1	ONR Branch Office 715 Broadway New York, New York 10003 Attn: Scientific Dept.	1	Naval Weapons Center China Lake, California 93555 Attn: Head, Chemistry Division
1	ONR Branch Office 1030 East Green Street Pasadena, California 91106 Attn: Dr. R. J. Marcus	1	Naval Civil Engineering Laboratory Port Hueneme, California 93041 Attn: Mr. W. S. Haynes
1	ONR Branch Office 760 Market Street, Rm. 447 San Francisco, California 94102 Attn: Dr. P. A. Miller	1	Professor O. Heinz Department of Physics & Chemistry Naval Postgraduate School Monterey, California 93940
1	ONR Branch Office 495 Summer Street Boston, Massachusetts 02210 Attn: Dr. L. H. Peebles	1	Dr. A. L. Slafkosky Scientific Advisor Commandant of the Marine Corps (Code RD-1) Washington, D.C. 20380
1	Director, Naval Research Laboratory Washington, D.C. 20390 Attn: Code 6100	1	Office of Naval Research Arlington, Virginia 22217 Attn: Dr. Richard S. Miller
1	The Asst. Secretary of the Navy (R&D) Department of the Navy Room 4E736, Pentagon Washington, D.C. 20350		
1	Commander, Naval Air Systems Command Department of the Navy Washington, D.C. 20360 Attn: Code 310C (H. Rosenwasser)		



TECHNICAL REPORT DISTRIBUTION LIST

<u>No. Copies</u>		<u>No. Copies</u>
	Dr. T. C. Williams Union Carbide Corp. Chemicals and Plastics Tarrytown Technical Center Tarrytown, New York	1
	Dr. R. Soulen Contract Research Dept. Pennwalt Corp. 900 First Avenue King of Prussia, Pennsylvania 19406	1
	Dr. A. G. MacDiarmid University of Pennsylvania Department of Chemistry Philadelphia, Pennsylvania 19174	1
	Dr. G. Dunks Union Carbide Corp. Corporate Research Laboratory Tarrytown Technical Center Tarrytown, New York 10591	1
	Dr. A. Rheingold SUNY Plattsburg Department of Chemistry Plattsburg, New York 12901	1
	Dr. C. Pittman University of Alabama Department of Chemistry University, Alabama 35486	1
	Dr. H. Allcock Pennsylvania State University Department of Chemistry University Park, Pennsylvania 16802	1
	Dr. M. Kenney Case-Western University Department of Chemistry Cleveland, Ohio 44106	1
	Dr. R. Lenz University of Massachusetts Department of Chemistry Amherst, Massachusetts 01002	1
	Dr. M. David Curtis University of Michigan Department of Chemistry Ann Arbor, Michigan 48105	
	Dr. M. Good University of New Orleans Department of Chemistry Lakefront New Orleans, Louisiana 70122	1
	Douglas Aircraft Co. 3855 Lakewood Boulevard Long Beach, California 90846 Attn: Technical Library C1 290/36-84 AUTO-Sutton	1
	NASA-Lewis Research Center 21000 Brookpark Road Cleveland, Ohio 44135 Attn: Dr. T. T. Serafini, MS 49-1	1
	Dr. J. Griffith Naval Research Laboratory Chemistry Section, Code 6120 Washington, D.C. 20375	1
	Dr. G. Goodman Globe-Union Inc. 5757 North Green Bay Avenue Milwaukee, Wisconsin 53201	1
	Dr. E. Fischer, Code 2853 Naval Ship Research and Development Ctr. Annapolis Division Annapolis, Maryland 21402	1
	Dr. Martin H. Kaufman, Head Materials Research Branch (Code 4542) Naval Weapons Center China Lake, California 93555	1
	Dr. J. Magill University of Pittsburg Metallurgical and Materials Engineering Pittsburg, Pennsylvania 22230	
	Dr. C. Allen University of Vermont Department of Chemistry Burlington, Vermont 05401	
	<del>Dr. D. Bergbreiter Texas A&amp;M University Department of Chemistry College Station, Texas 77843</del>	