

AD-A046 623

WASHINGTON UNIV SEATTLE DEPT OF MECHANICAL ENGINEERING  
RAPID CRACK PROPAGATION AND ARREST IN POLYMERS. (U)  
OCT 77 A S KOBAYASHI, S MALL

F/6 11/9


N00014-76-C-0060

UNCLASSIFIED


TR-30

NL

| OF |  
40  
A046623




END  
DATE  
FILMED  
12-77  
DDC



1.0



1.1



1.25



1.4



1.6



MICROCOPY RESOLUTION TEST CHART  
NATIONAL BUREAU OF STANDARDS-1963-A

AD A 0 46623

14  
b.s.

Office of Naval Research

15

Contract N00014-76-C-0060, NR 064-478

9

Technical Report, No. 30

14

TR-30

6

RAPID CRACK PROPAGATION AND ARREST IN POLYMERS.

by

10

A.S. Kobayashi and S. Mall

11

October 1977

12 16p.

The research reported in this technical report was made possible through support extended to the Department of Mechanical Engineering, University of Washington, by the Office of Naval Research under Contract N00014-76-C-0060, NR 064-478. Reproduction in whole or in part is permitted for any purpose of the United States Government.

AD No. \_\_\_\_\_  
DDC FILE COPY

Department of Mechanical Engineering  
College of Engineering  
University of Washington

DDC  
RECEIVED  
NOV 21 1977  
RECEIVED  
B

**DISTRIBUTION STATEMENT A**  
Approved for public release;  
Distribution Unlimited

400 344

LB

## INTRODUCTION

As a result of concerted research efforts of the past two decades, many of the basic problems in linear fracture mechanics have been resolved with the gradual acceptance of fracture mechanics as a design tool in industry. Although linear fracture mechanics can be used effectively in preventing much of the predicted fracture modes, there are limited occasions when fracture cannot be avoided due to unusual loading conditions which may or may not occur during the lifetime of a structure. As a secondary safety measure, a crack arrest mechanism which could prevent catastrophic failures of critical structural components are thus required in some designs. Since the design of a crack arrest mechanism requires knowledge of fracture dynamics, increasing research efforts are being expended in studying the basic laws which govern rapid crack propagation and crack arrest. Progress in fracture dynamics, however, is hampered by the lack of comparable theoretical and experimental tools which contributed to the rapid progress made in linear fracture mechanics.

Following the pioneering paper of Wells and Post<sup>1</sup>, three groups of researchers<sup>2-8</sup> have used either dynamic photoelastic technique or dynamic caustics\* to determine experimentally the dynamic state of stress surrounding a propagating crack tip in various birefringent polymers. These optical techniques can be used to determine within reasonable accuracy the dynamic stress intensity factor of a rapidly running or arresting crack. No comparable experimental technique exists for measuring the dynamic stress intensity factor in a fracturing metal plate. As a result, considerable data on the fracture dynamic properties of birefringent polymers have been generated for the purpose of providing insights into the dynamic fracture toughness,  $K_{ID}$ , and crack arrest stress intensity factor,  $K_{IA}$ , of metals. In the following a review and comparison of published fracture dynamic properties of four birefringent polymers, a polyester resin Homalite-100, epoxy resin Araldite B, modified epoxy resin and polycarbonate, are given.

## DYNAMIC FRACTURE TOUGHNESS

Dynamic fracture toughness,  $K_{ID}$ , is the dynamic counterpart of the static fracture toughness,  $K_{IC}$ , and is equal to the measured dynamic stress intensity factor,  $K_{ID}^{dyn}$ , in a fracturing material. Considerable direct<sup>6-8</sup> and indirect<sup>10,12</sup> evidence showing unique relations between  $K_{ID}$  and crack velocity,  $\dot{a}$ , for the above polymers and some metals have been generated to date. The  $K_{ID}$  versus  $\dot{a}$  relations of birefringent polymers were established through the use of various fracture specimens, such as those shown in Figure 1. For these polymeric fracture specimens, one notes considerable differences in specimen sizes in contrast to the small differences between the respective dilatational wave velocities shown in Table 1. Thus the transit time for a dynamic event to reach a moving crack tip would be predominantly governed by the specimen size, which could result in differences in dynamic responses of specimens of similar configuration but different sizes. The extent of dynamic interaction with the crack velocity and possibly with the postulated material property of  $K_{ID}$  is not clear at this time but it is generally understood that smaller fracture specimens will accentuate the dynamic effects.<sup>12</sup>

Using dynamic photoelasticity, T. Kobayashi and his colleagues<sup>6,7</sup> determined  $K_{ID}$  in a variety of single-edged notch (SEN) specimens, wedge-loaded double cantilever beam (DCB) specimens and wedge-loaded contoured DCB (C-DCB) specimens machined from 12.7mm thick Homalite-100 plates as shown in Figure 2. Figure 3 shows the  $K_{ID}$  determined by the authors for similar SEN and smaller DCB specimens machined from thinner Homalite-100 plates. Other than the large data scatter<sup>5</sup>, which is not evident in Figure 3, the authors'  $K_{ID}$  versus  $\dot{a}$  relations and those of T. Kobayashi et al. for different Homalite-100 plates are in reasonable agreement under static loading.

\* For a more detailed explanation of the lesser known method of caustics, see for example Reference 9.

PER Form 50

DISTRIBUTION/AVAILABILITY CODES		
Dist.	AVAIL.	and/or SPECIAL

Figure 3 also shows the same 9.5mm thick Homalite-100 plate tested under the impact loading of dynamic tear testing (DTT)<sup>2,5</sup>. Although data scatters are considerably larger in the DTT results, the averaged  $K_{I0}$  as shown in Figure 3 is substantially lower than the corresponding  $K_{I0}$  in statically loaded specimens at lower crack velocities. The lower  $K_{I0}$  at lower  $\dot{a}$  is obtained when the crack propagates into the region closer to the impact zone which is still in compression under highly dynamic loading condition which probably does not exist in static loading of other specimens shown in Figure 1. This change in minimum  $K_{I0}$  under dynamic loading could cast doubt on the validity of using the minimum dynamic fracture toughness,  $K_{Im}$ , as a conservative estimate of a fracture criterion.<sup>13</sup>

Figure 4 shows the  $K_{I0}$  versus  $\dot{a}$  curves for Araldite-B<sup>8</sup>, two modified epoxies<sup>7</sup> and polycarbonate<sup>5</sup>. The static fracture toughness of these polymers varied from somewhat tough to extremely tough material in comparison to the brittle Homalite-100 plates and are thus grouped separately in this figure. It is interesting to note that the spread in the bifurcated  $K_{I0}$  versus  $\dot{a}$  curves for the tougher, modified epoxies is approximately equal to the scatter band in Araldite B and polycarbonate specimens. Also note that the slant in  $K_{I0}$  versus  $\dot{a}$  curves of the DDT specimens in Figures 3 and 4 suggest again that the minimum  $K_{I0}$  at lower  $\dot{a}$  could be significantly altered under dynamic loading.

Since the dynamic effect in a finite size fracture specimen is governed by its loading conditions, such effect could be detected in statically loaded fracture specimens if the crack initiation stress intensity factor,  $K_{I0}$ , is extremely high. Figure 5 shows the  $K_{I0}$  versus  $\dot{a}$  curves for two different wedge-loaded DCB specimens<sup>3,7</sup> machined from different Homalite-100 plates. As shown in Figure 1, the two DCB specimens differed by more than a factor of 2 in linear dimensions but both specimens were loaded at a high  $K_{I0}$  of more than twice the  $K_{I0}$  values, thus causing the crack to run through the entire specimen height without arresting. Despite the difference in sizes, both  $K_{I0}$  versus crack extension relations, and more so the  $\dot{a}$  versus crack extension relations, were very similar thus indicating that the stress wave effects generated by a crack propagating at the same  $\dot{a}$  will be similar but its influence on  $K_{I0}$  will vary with the transit time of the stress wave returning to the propagating crack tip.

The above results show that  $K_{I0}$  is influenced by stress wave effects and that  $K_{I0}$  at lower  $\dot{a}$  could be altered significantly under dynamic loading. In the absence of significant dynamic effects, however, a unique  $K_{I0}$  versus  $\dot{a}$  relation of the  $\Gamma$  shape appears to adequately characterize the dynamic fracture response of these birefringent polymers.

#### CRACK ARREST STRESS INTENSITY FACTOR

The results of Figure 2 and much of Figure 3 have led Irwin<sup>13</sup> and others<sup>6,7,15</sup> to postulate the use of minimum dynamic fracture toughness,  $K_{Im}$ , as a conservative estimate of a crack arrest stress intensity factor,  $K_{Ia}$ . In addition, Kalthoff et al.<sup>8</sup> have shown that this  $K_{Im}$  is indeed a material property as shown in Figure 6 by the constant  $K_{Ia}^{dyn}$  observed in six wedge-loaded DCB specimens machined from Araldite B plates. Noting that the existence of such  $K_{Ia}^{dyn}$  could be a characteristic response of the particular specimen geometry, the authors replotted some previously published crack arrest data<sup>14</sup> in Figure 7 following the format of Kalthoff et al. For the four SEN specimens with a geometry shown in Figure 1, not only did a constant  $K_{Ia}^{dyn}$  similar to the Kalthoff data exist but also the corresponding static stress intensity factor after crack arrest,  $K_{Ia}^{stat}$ , varied with the total crack length at arrest as shown by Kalthoff et al.<sup>8</sup>. This variation in  $K_{Ia}^{stat}$  refutes the contention of some that crack arrest can be characterized by a material property which is the static stress intensity factor a few milliseconds after crack arrest<sup>13,15</sup>.

The differences between  $K_{I0}^{dyn}$  obtained for the larger SEN specimen in Figures 7 and the lower  $K_{Im}$  observed in the smaller DCB specimens in Figure 3, needless to mention the noticeable difference in  $K_{Im}$  obtained from the DTT



specimens, leads one to speculate again that dynamic effects may significantly alter the observed  $K_{Im}$  in different specimens. Despite the high  $K_{I0}$  (varied from one and one-half to four times the  $K_{Ic}$ ) in Kalthoff's wedge-loaded DCB specimens, the tougher Araldite B material seemed to attenuate the stress wave effects more than in brittle Homalite-100 wedge-loaded DCB specimens of similar size<sup>7</sup>. As a result, the apparent existence of a  $K_{Im}$  would be more noticeable in the Araldite B specimens loaded under fixed wedge-displacement condition<sup>8</sup>.

#### CONCLUSION

There is mounting evidence supporting the existence of a unique  $K_{I0}$  versus  $\dot{a}$  relation which was derived from fracture dynamic experiments using large polymeric specimen subjected to static loading. The existence of such unique  $K_{I0}$  versus  $\dot{a}$  relation and hence the validity of a  $K_{Im}$  as a conservative estimate of the crack arrest stress intensity factor under dynamic loading, however, remain unresolved.

#### ACKNOWLEDGEMENT

The results of this investigation were obtained in a research contract funded by the Office of Naval Research under Contract No. N00014-76-C-0060, NR 064-478. The authors wish to acknowledge the support and encouragement of Drs. N.R. Perrone and D. Mulville of ONR during the course of this investigation.

#### REFERENCES

1. A.A. Wells and D. Post, *Proc. of Society for Experimental Stress Analysis*, 16, 69 (1958).
2. A.S. Kobayashi and C.F. Chan, *Experimental Mechanics*, 16, 176 (May 1976).
3. A.S. Kobayashi, S. Mall and M.H. Lee, *Cracks and Fracture*, ASTM STP 601, 274 (June 1976).
4. A.S. Kobayashi, B.G. Wade and W.B. Bradley, *Deformation and Fracture of High Polymers*, H.H. Kausch, J.A. Hassell and R.I. Jaffee, Ed., Plenum Press, New York, 487 (1973).
5. S. Mall, "A Numerical-Experimental Investigation of Dynamic Fracture", a Ph.D. dissertation submitted to University of Washington (1977).
6. T. Kobayashi and J.W. Dally, *Fast Fracture and Crack Arrest*, ASTM STP 627, 257 (July 1977).
7. G.R. Irwin, J.W. Dally, T. Kobayashi, W.L. Fournery and J.M. Etheridge, "A Photoelastic Characterization of Dynamic Fracture", University of Maryland Report prepared for the U.S. Nuclear Regulatory Commission, NUREG-0072, NRC-5, December 1976.
8. J. Kalthoff, J. Beinert and S. Winkler, *Fast Fracture and Crack Arrest*, ASTM STP 627, 161 (July 1977).
9. P.S. Theocaris, *J. of Applied Mechanics*, *Trans. of ASME*, 37, Series E, No. 2, 409 (June 1970).
10. R.G. Hoagland, P.C. Gehlen, A.R. Rosenfield and G.T. Hahn, *Fast Fracture and Crack Arrest*, ASTM STP 627, 203 (July 1977).
11. G.T. Hahn, P.C. Gehlen, R.G. Hoagland, C.W. Marschall, M.F. Kanninen, C. Popelar and A.R. Rosenfield, "Critical Experiments, Measurements and Analyses to Establish a Crack Arrest Methodology for Nuclear Pressure Vessel Steels", Task 62, Second Annual Report, Battelle Columbus Laboratories BMI-1959 (October 1976).
12. M.F. Kanninen, E. Mills, G.T. Hahn, C.W. Marschall, D. Corek, A. Coyle, K. Masubushi, K. Itoga, "A Study of Ship Hull Crack Arrest Systems", Project SR-226, Battelle Columbus Laboratories Report (December 18, 1977).
13. G.R. Irwin, *Dynamic Fracture Toughness*, The Welding Institute, Cambridge, 1 (July 1976).

14. W.B. Bradley and A.S. Kobayashi, *Engrg. Fracture Mechanics*, 3, 317 (June 1971).
15. R.P. Crosley and E.J. Ripling, *Fast Fracture and Crack Arrest*, ASTM STP 627, 203 (July 1977).

Table 1. Elastic Properties of Model Materials for Fracture Specimens

Material	Static		Dynamic		Fracture Toughness MPa $\sqrt{m}$	Dilatational Wave Velocity m/sec
	Modulus of Elasticity GPa	Poisson's Ratio	Modulus of Elasticity GPa	Poisson's Ratio		
Homalite-100 [2-4]	3.72	0.345	4.65	0.345	0.650	2400
Homalite-100 [5]	3.72	0.36	4.80	0.36	0.415	2590
Homalite-100 [6,7]	3.86	-	4.82	0.31	0.450	2150
Modified Epoxy Blend No.3[7]	3.01	-	3.95	0.34	1.180	1970
Modified Epoxy Blend No.12[7]	3.97	-	4.07	0.37	0.910	2020
Araldite B [8]	3.38	0.33	3.66	0.39	0.790	2500
Polycarbonate [5]	2.38	0.36	2.72	0.36	3.340	1960

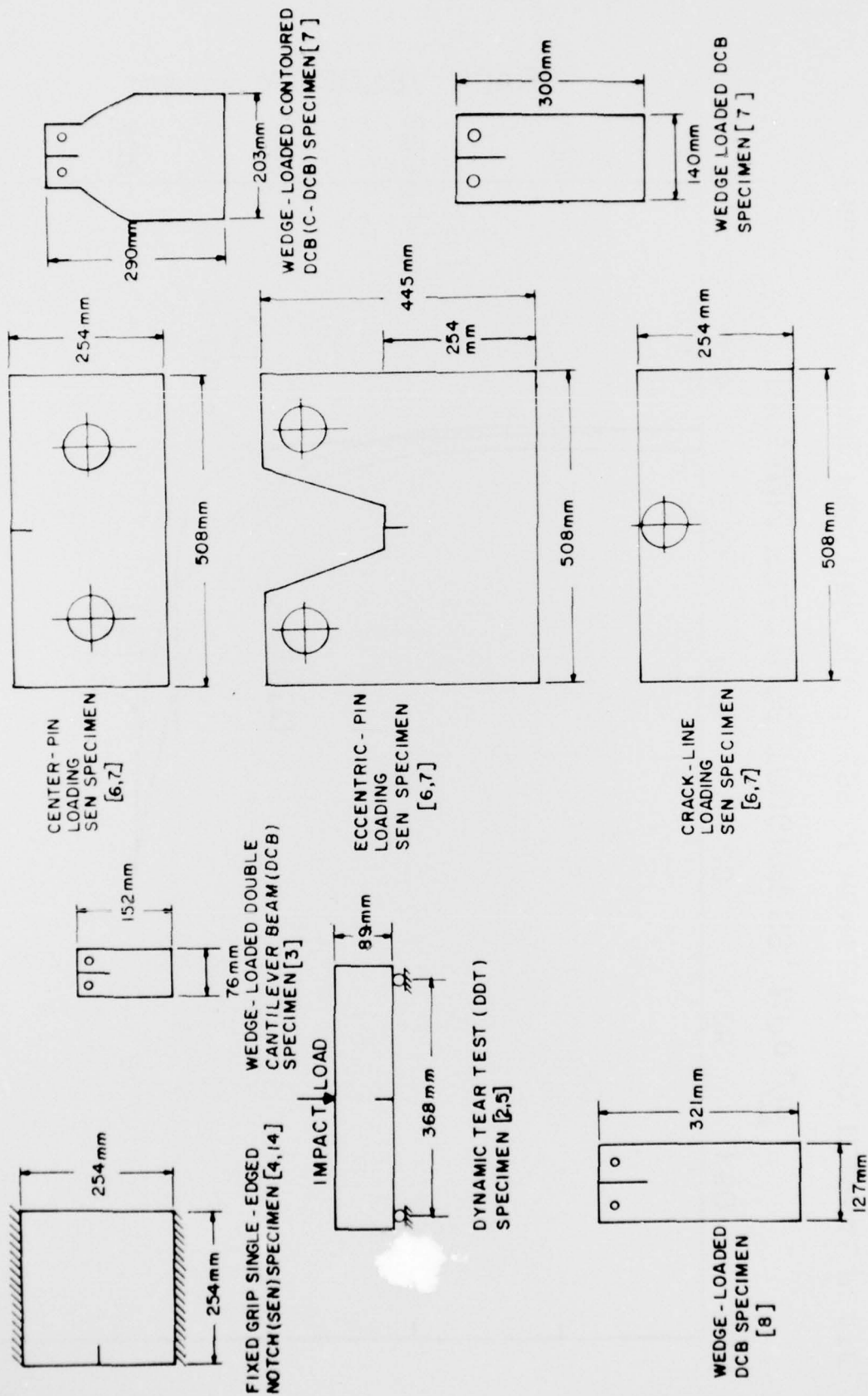


FIGURE 1. SPECIMENS USED IN FRACTURE DYNAMIC ANALYSIS



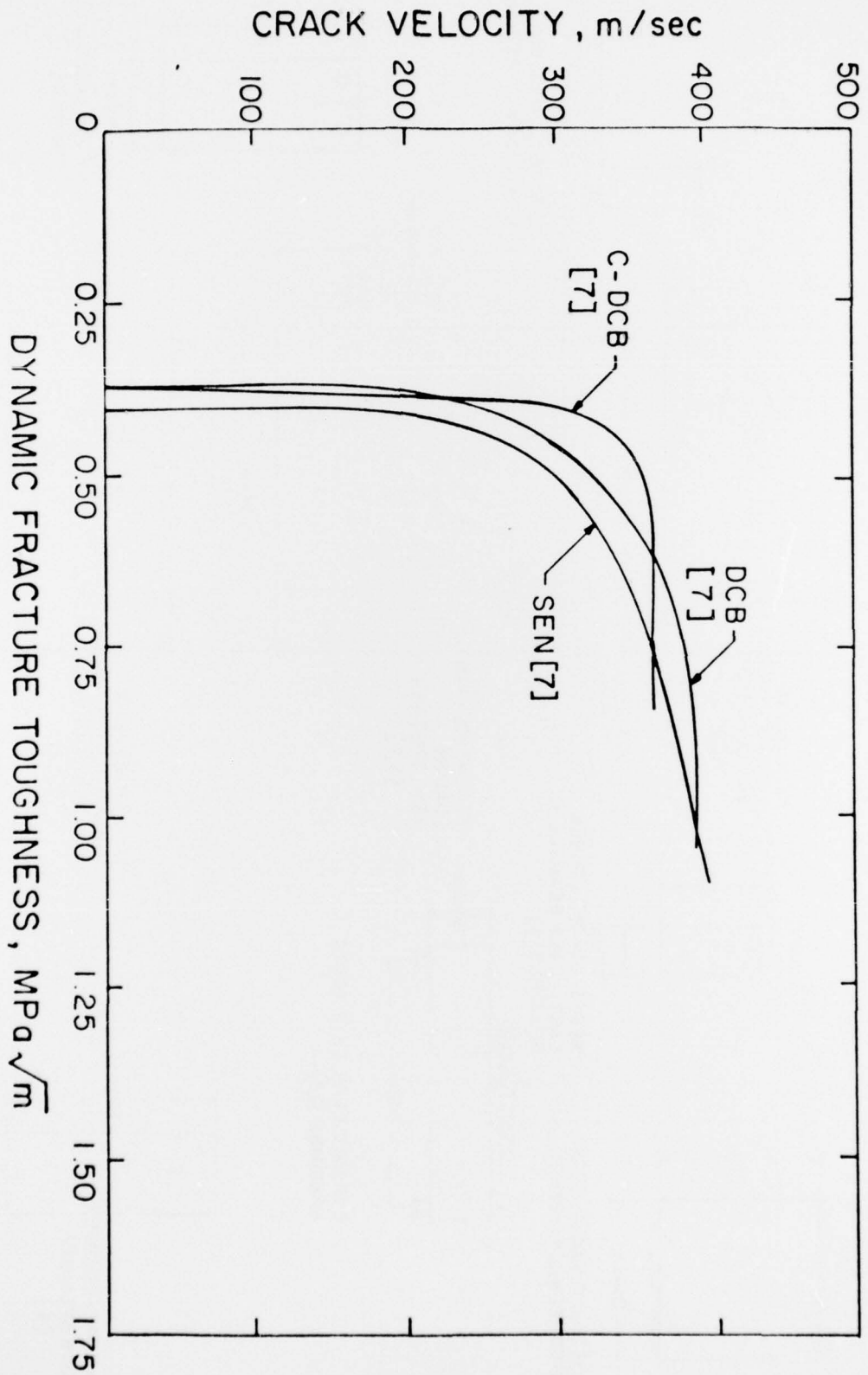


FIGURE 2. DYNAMIC FRACTURE TOUGHNESS OF HOMALITE-100, NOMINAL PLATE THICKNESS 12.7 mm.

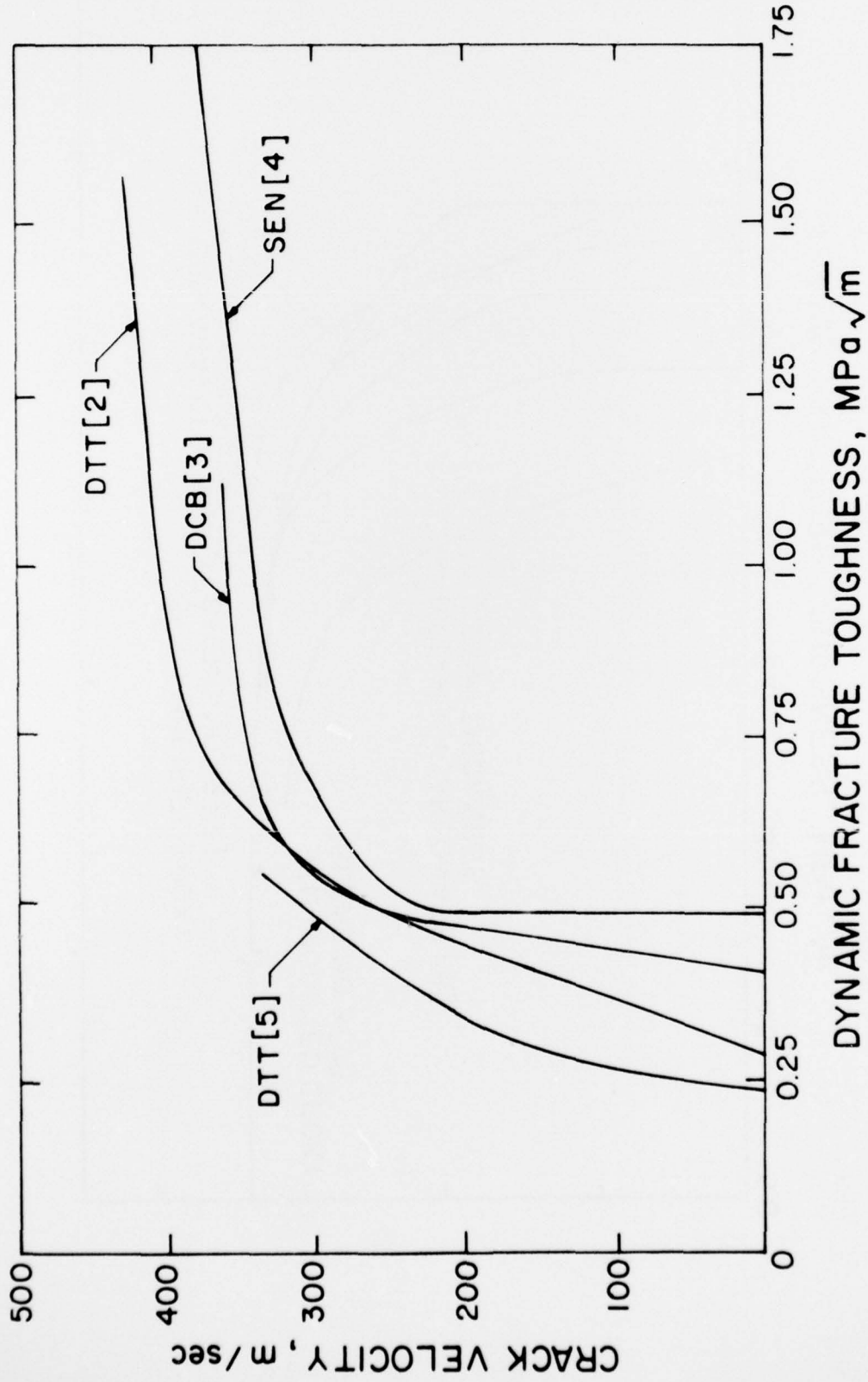


FIGURE 3. DYNAMIC FRACTURE TOUGHNESS OF HOMALITE-100, NOMINAL PLATE THICKNESS 9.5 mm.

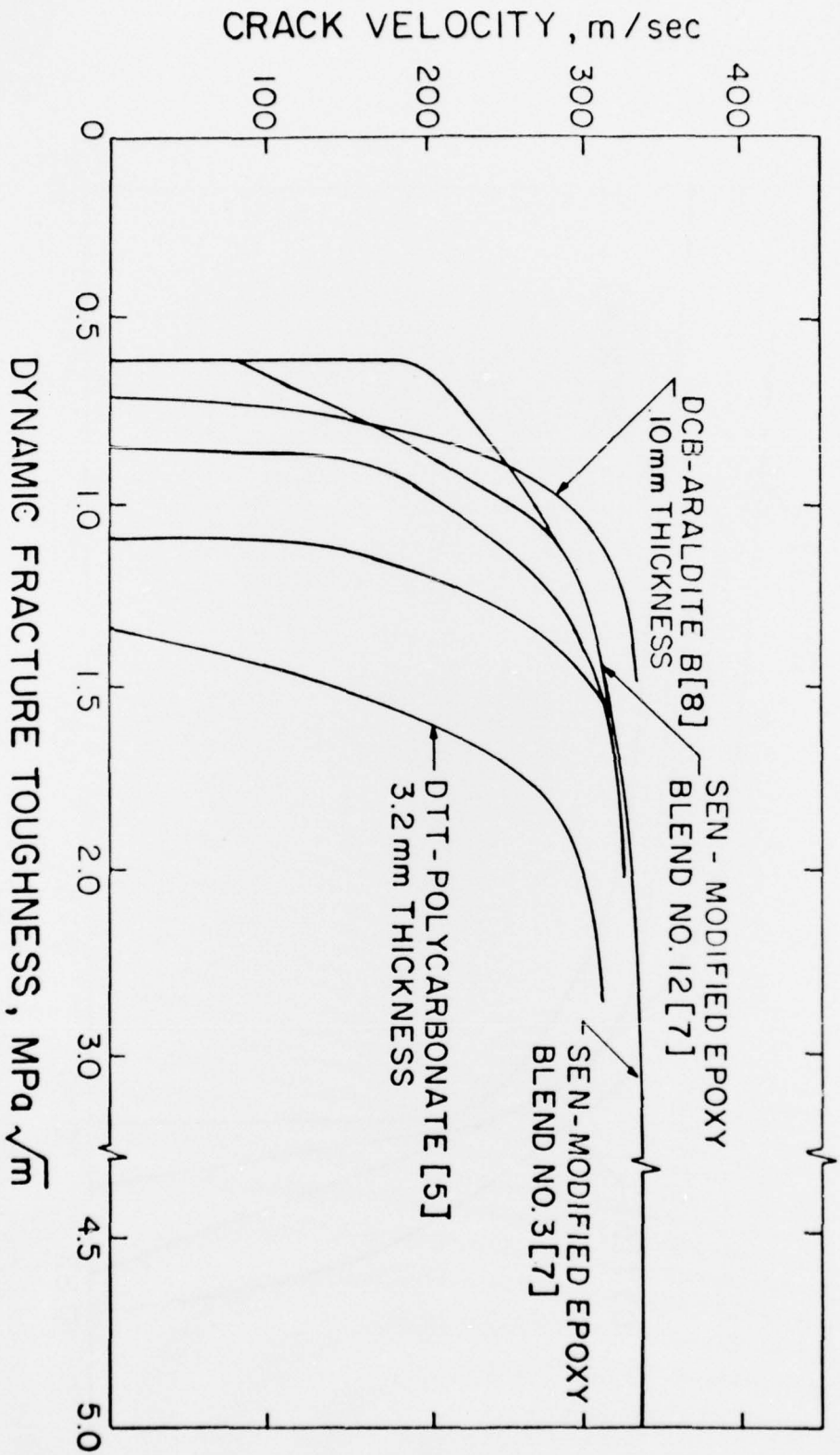


FIGURE 4. DYNAMIC FRACTURE TOUGHNESS OF EPOXIES AND POLYCARBONATE

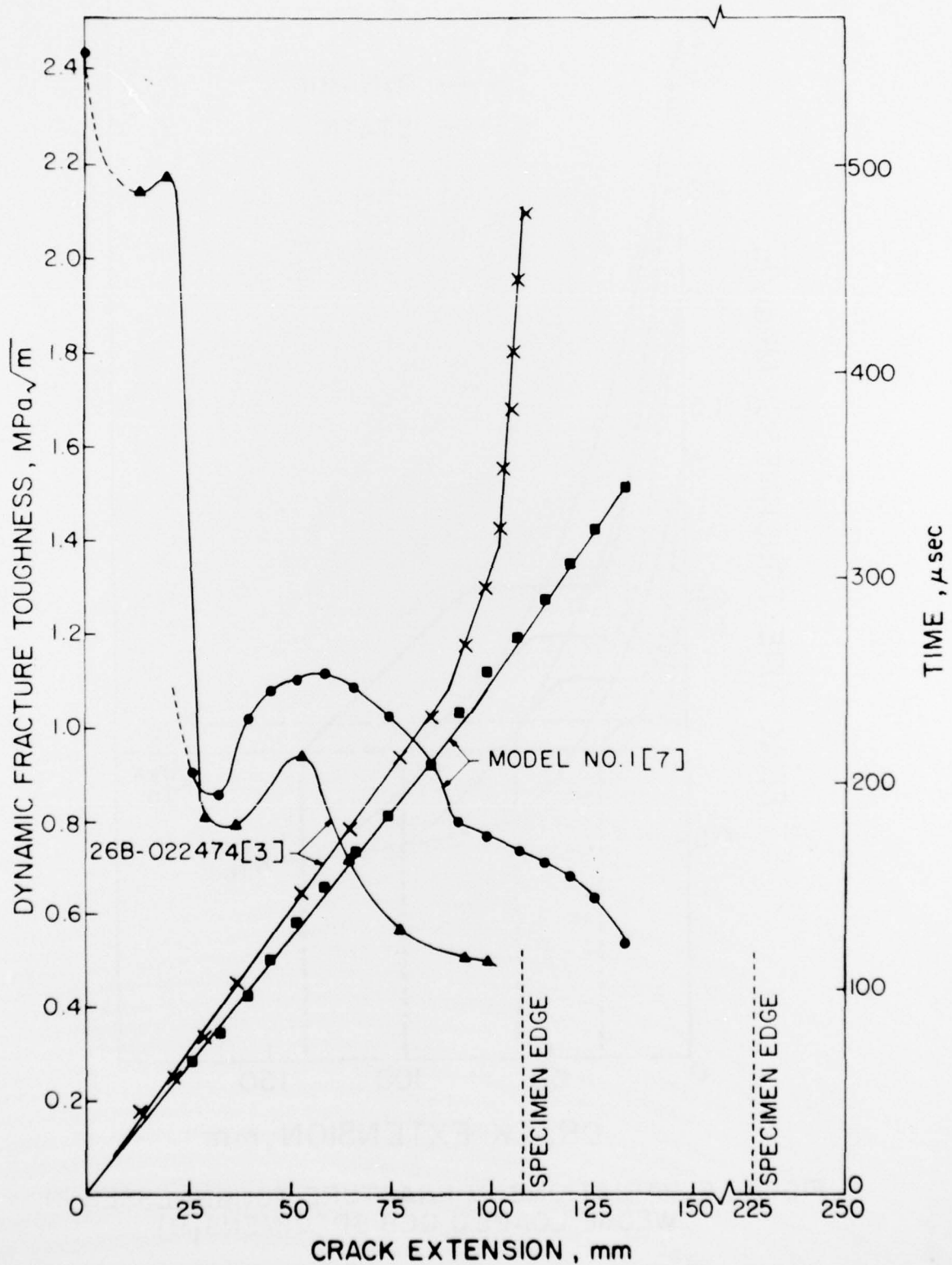


FIGURE 5. VARIATION OF DYNAMIC FRACTURE TOUGHNESS AND CRACK EXTENSION VERSUS TIME RELATION IN TWO WEDGE-LOADED DCB SPECIMENS WITHOUT CRACK ARREST.

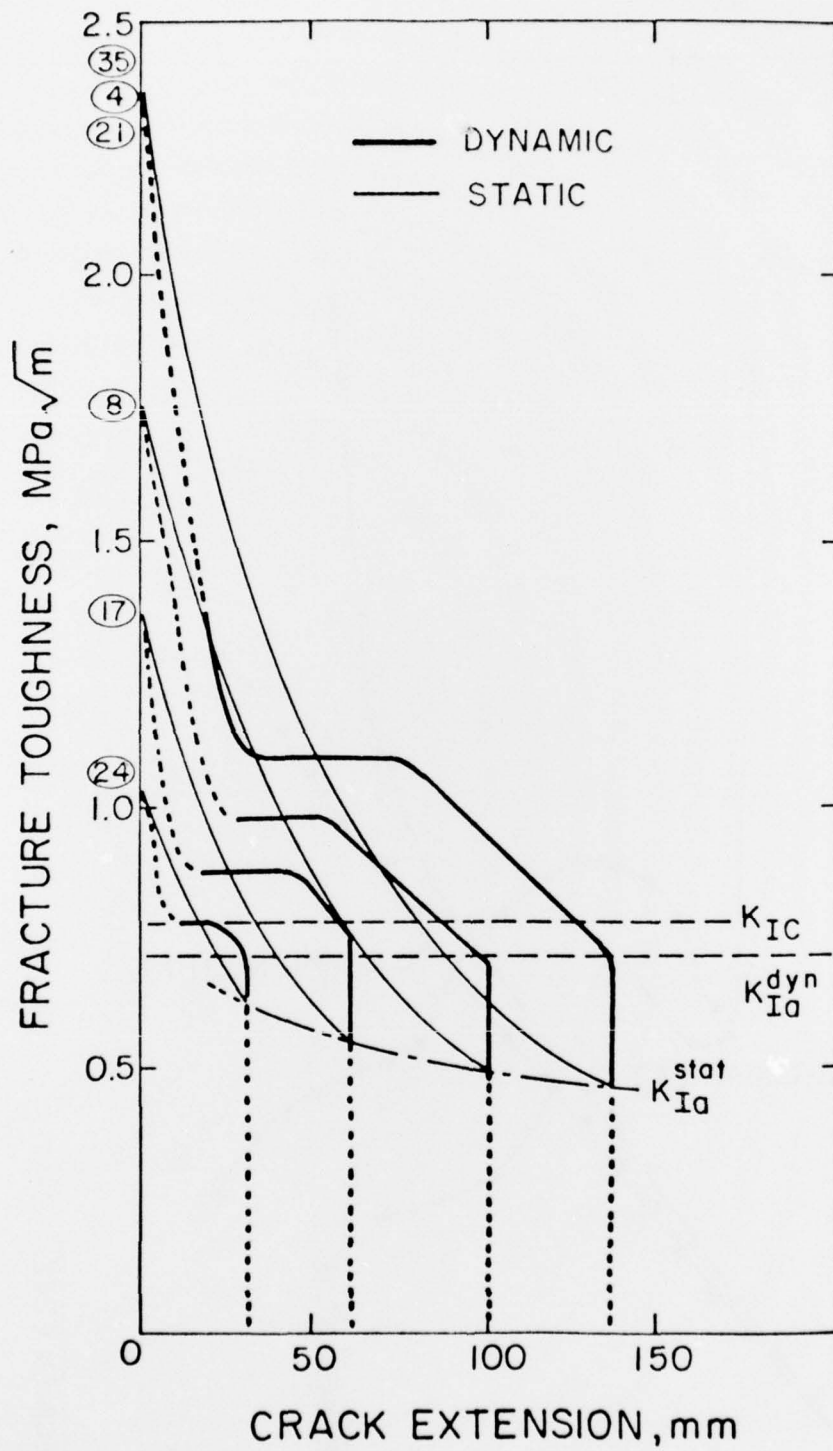


FIGURE 6. VARIATIONS IN FRACTURE TOUGHNESSES IN WEDGE-LOADED DCB SPECIMENS [8]



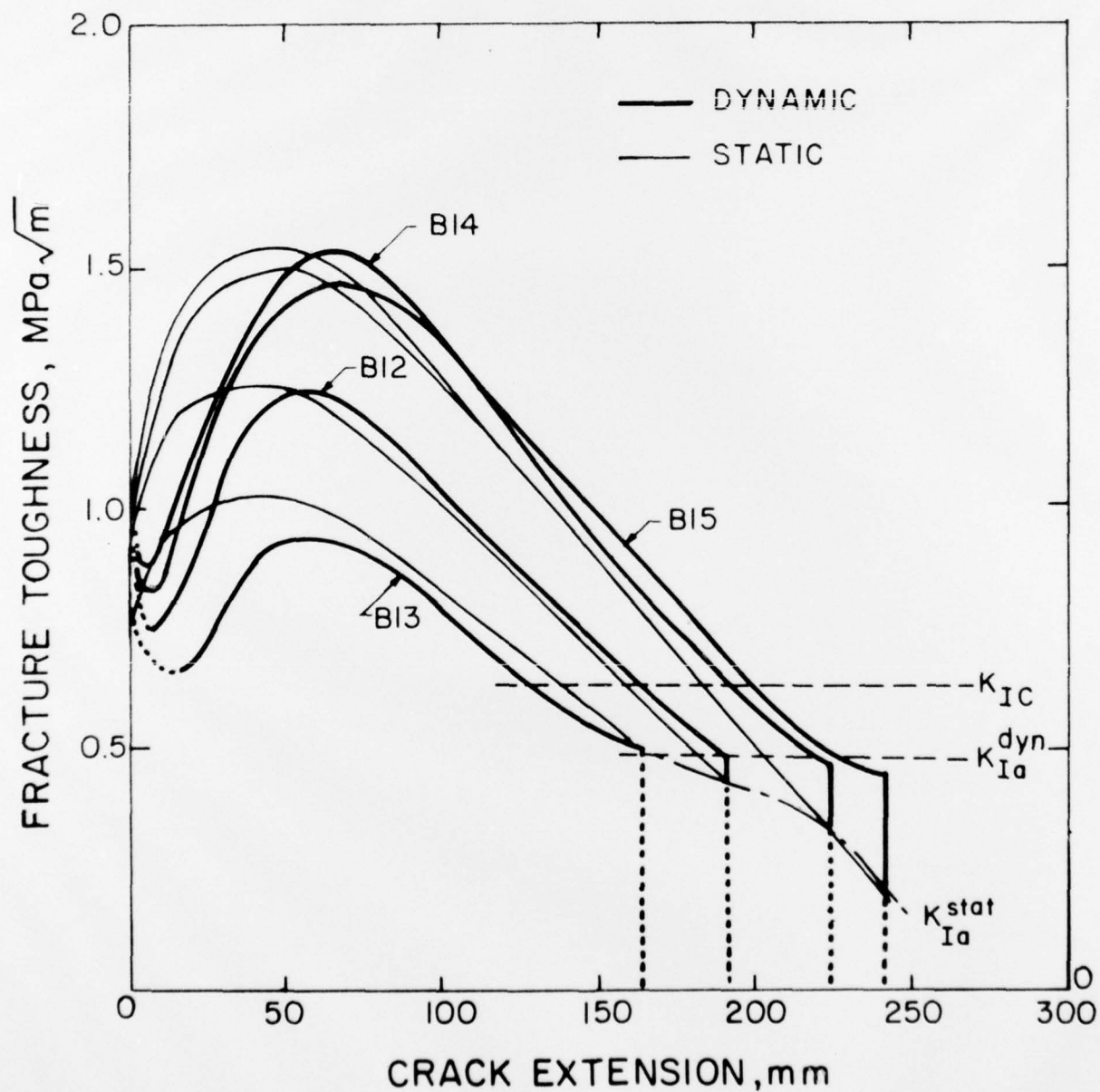


FIGURE 7. VARIATIONS IN FRACTURE TOUGHNESSES IN WEDGE-LOADED DCB SPECIMENS [14]

## PART 1 - GOVERNMENT

Administrative and Liaison Activities  
Office of Naval Research  
Department of the Navy  
Arlington, VA 22217  
Attn: Code 474 (20)  
471  
200

Director  
Office of Naval Research Branch Office  
435 Summer Street  
Boston, MA 02210

Director  
Office of Naval Research Branch Office  
534 South Clark Street  
Chicago, IL 60606

Director  
Office of Naval Research  
New York Area Office  
715 Broadway - 5th Floor  
New York, NY 10003

Director  
Office of Naval Research Branch Office  
1030 East Green Street  
Pasadena, CA 91106

Director  
Office of Naval Research  
San Francisco Area Office  
One Hallidie Plaza, Suite 601  
San Francisco, CA 94102

Naval Research Laboratory (6)  
Code 2627  
Washington, D.C. 20375

Defense Documentation Center (12)  
Cameron Station  
Alexandria, VA 22314

NAVY  
Naval Research Laboratory  
Washington, D.C. 20375  
Attn: Code 8400

8410  
8430  
8440  
6300  
6390  
6380

Undersea Explosion Research Division  
Naval Ship Research & Dev. Center  
Norfolk Naval Shipyard  
Portsmouth, VA 23709  
Attn: Dr. E. Palmer, Code 177

## Navy (Continued)

David W. Taylor Naval Ship Research  
and Development Center  
Annapolis, MD 21402  
Attn: Code 2740  
281  
281

U.S. Naval Weapons Center  
China Lake, CA 93555  
Attn: Code 4062  
4520

Commanding Office  
U.S. Naval Civil Engineering Laboratory  
Code L31  
Port Hueneme, CA 93041

Naval Surface Weapons Center  
White Oak  
Silver Spring, MD 20910  
Attn: Code WP-10  
WA-20

Technical Director  
Naval Ocean Systems Center  
San Diego, CA 92152

Supervisor of Shipbuilding  
U.S. Navy  
Newport News, VA 23607

U.S. Navy Underwater Sound Reference Division  
Naval Research Laboratory  
P.O. Box 8337  
Orlando, FL 32806

Chief of Naval Operations  
Department of the Navy  
Washington, DC 20350  
Attn: Code OP-09B

Strategic Systems Project Office  
Department of the Navy  
Washington, DC 20376  
Attn: NSP-200

Naval Air Systems Command  
Department of the Navy  
Washington, DC 20367  
Attn: Code 5302 (Aerospace & Structures)  
604 (Technical Library)  
320B (Structures)

Naval Air Development Center  
Director, Aerospace Mechanics  
Warminster, PA 18974

U.S. Naval Academy  
Engineering Department  
Annapolis, MD 21402

## Navy (Continued)

Naval Facilities Engineering Command  
200 Stovall Street  
Alexandria, VA 22332  
Attn: Code 03 (Research & Development)  
04B  
045  
14114 (Technical Library)

Naval Sea Systems Command  
Department of the Navy  
Washington, DC 20362  
Attn: Code 03 (Research & Technology)  
037 (Ship Silencing Division)  
035 (Mechanics & Materials)

Naval Ship Engineering Center  
Department of the Navy  
Washington, DC 20362  
Attn: Code 6105G  
6114  
61200  
6128  
6129

Commanding Officer and Director  
David W. Taylor Naval Ship Research  
and Development Center  
Bethesda, MD 20034  
Attn: Code 042

17  
172  
173  
174  
1800  
1102.1  
1900  
1901  
1945  
1960  
1962

Naval Underwater Systems Center  
Newport, RI 02840  
Attn: Dr. R. Trainor

Naval Surface Weapons Center  
Dahlgren Laboratory  
Dahlgren, VA 22448  
Attn: Code DG-20  
DG-30

Technical Director  
Mare Island Naval Shipyard  
Vallejo, CA 94592

Army  
Commanding Officer (2)  
U.S. Army Research Office  
P.O. Box 12211  
Research Triangle Park, NC 27709  
Attn: Mr. J. J. Murray, CRD-AA-1P

## Army (Continued)

Water/let Arsenal  
MAG55 Research Center  
Water/let, NY 12189  
Attn: Director of Research

U.S. Army Materials and Mechanics  
Research Center  
Watertown, MA 02172  
Attn: Dr. R. Shea, DRXMR-T

U.S. Army Missile Research & Dev. Center  
Redstone Scientific Information Center  
Chief, Document Section  
Redstone Arsenal, AL 35809

Army Research and Development Center  
Fort Belvoir, VA 22060

## Air Force

Commander WADD  
Wright-Patterson Air Force Base  
Dayton, OH 45433  
Attn: Code WWRMDD

AFFDL (FODS)  
Structures Division  
AFLE (MCEEA)

Chief, Applied Mechanics Group  
U.S. Air Force Institute of Technology  
Wright-Patterson Air Force Base  
Dayton, OH 45433

Chief, Civil Engineering Branch  
WLRC, Research Division  
Air Force Weapons Laboratory  
Kirtland Air Force Base  
Albuquerque, NM 87117

Air Force Office of Scientific Research  
Bolling Air Force Base  
Washington, DC 20332

Attn: Mechanics Division  
Department of the Air Force  
Air University Library  
Maxwell Air Force Base  
Montgomery, AL 36112

## NASA

National Aeronautics & Space Administration  
Structures Research Division  
Langley Research Center  
Langley Station  
Hampton, VA 23365

National Aeronautics & Space Administration  
Associate Administrator for Advanced  
Research and Technology  
Washington, D.C. 02546

## NASA (Continued)

Scientific & Technical Information Facility  
NASA Representative (S-AK/DE)  
P.O. Box 5700  
Bethesda, MD 20014

## Other Government Activities

Commandant  
Chief, Testing & Development Division  
U.S. Coast Guard  
1300 E Street, NW  
Washington, DC 20226

Technical Director  
Marine Corps Development and  
Education Command  
Quantico, VA 22134

Director  
National Bureau of Standards  
Washington, DC 20034  
Attn: Mr. B.L. Wilson, EM 219

Dr. M. Gaus  
National Science Foundation  
Environmental Research Division  
Washington, DC 20550

Library of Congress  
Science and Technology Division  
Washington, DC 20540

Director  
Defense Nuclear Agency  
Washington, DC 20305  
Attn: SPSS

Director Defense Research & Engineering  
Technical Library  
Room 3C128  
The Pentagon  
Washington, DC 20301

Mr. Jerome Persh  
Staff Specialist for Materials  
and Structures  
ODDRME, The Pentagon  
Room 3D10B9  
Washington, DC 20301

Chief, Airframe & Equipment Branch  
FS-120  
Office of Flight Standards  
Federal Aviation Agency  
Washington, DC 20553

Chief, Research and Development  
Maritime Administration  
Washington, DC 20235

Picatinny Arsenal  
Plastics Technical Evaluation Center  
Attn: Technical Information Center  
Dover, NJ 07801

## Other Government Activities (Continued)

Deputy Chief, Office of Ship Construction  
Maritime Administration  
Washington, DC 20235  
Attn: Mr. U.L. Russo

National Academy of Sciences  
National Research Council  
Ship Hull Research Committee  
2101 Constitution Avenue  
Washington, DC 20418  
Attn: Mr. A.R. Lytle

National Science Foundation  
Engineering Mechanics Section  
Division of Engineering  
Washington, DC 20550

Commander Field Command  
Defense Nuclear Agency  
Sandia Base  
Albuquerque, NM 87115

Atomic Energy Commission  
Div. of Reactor Dev. & Tech.  
Germantown, Maryland 20767

## PART 2 - CONTRACTORS AND OTHER TECHNICAL COLLABORATORS

## Universities

Dr. J. Tinsley Oden  
University of Texas at Austin  
145 Engineering Science Building  
Austin, TX 78712

Professor Julius Milkowitz  
California Institute of Technology  
Div. of Engineering & Applied Sciences  
Pasadena, CA 91109

Dr. Harold Liebowitz, Dean  
School of Engineering & Applied Science  
George Washington University  
Washington, DC 20052

Professor Eli Sternberg  
California Institute of Technology  
Div. of Engineering & Applied Science  
Pasadena, CA 91109

Professor Paul M. Naghd  
University of California  
Department of Mechanical Engineering  
Berkeley, CA 94720

Professor P.S. Symonds  
Brown University  
Division of Engineering  
Providence, RI 02912

Professor A.J. Durelli  
Oakland University  
School of Engineering  
Rochester, MI 48063

Professor F.L. DiMaggio  
Columbia University  
Department of Civil Engineering  
New York, NY 10027

Professor Norman Jones  
Massachusetts Institute of Technology  
Department of Ocean Engineering  
Cambridge, MA 02139

Professor E.J. Skudrzyk  
Pennsylvania State University  
Applied Research Laboratory  
Department of Physics  
State College, PA 16801

Professor J. Kampner  
Polytechnic Institute of New York  
Dept. of Aerospace Engrg. & Applied Mech.  
333 Jay Street  
Brooklyn, NY 11201

Professor J. Klosney  
Polytechnic Institute of New York  
Dept. of Aerospace Engrg. & Applied Mechanics  
333 Jay Street  
Brooklyn, NY 11201

Professor R.A. Schapery  
Texas A&M University  
Department of Civil Engineering  
College Station, TX 77843

Professor Walter D. Pilkey  
University of Virginia  
Research Laboratories for the Engineering  
Sciences  
School of Engineering and Applied Sciences  
Charlottesville, VA 22901

Professor K.D. Willmert  
Clarkson College of Technology  
Department of Mechanical Engineering  
Potsdam, NY 13676

Dr. H.G. Schaeffer  
University of Maryland  
Aerospace Engineering Department  
College Park, MD 20742

Dr. Walter E. Haessler  
Texas A&M University  
Aerospace Engineering Department  
College Station, TX 77843

Dr. B.S. Berger  
University of Maryland  
Department of Mechanical Engineering  
College Park, MD 20742

Dr. L.A. Schmit  
University of California  
School of Engineering & Applied Science  
Los Angeles, CA 90024

Dr. Hussein A. Kamel  
University of Arizona  
Dept. of Aerospace & Mechanical Engineering  
Tucson, AZ 85721

Dr. S.J. Fenves  
Carnegie-Mellon University  
Department of Civil Engineering  
Schenley Park  
Pittsburgh, PA 15213

Dr. Ronald L. Huston  
Dept. of Engineering Analysis  
University of Cincinnati  
Cincinnati, OH 45221

Universities (Continued)

Professor G.C.M. Sih  
Lehigh University  
Institute of Fracture and  
Solid Mechanics  
Bethlehem, PA 18015

Professor Albert S. Kobayashi  
University of Washington  
Department of Mechanical Engineering  
Seattle, WA 98195

Professor Daniel Frederick  
Virginia Polytechnic Institute and  
State University  
Dept. of Engineering Mechanics  
Blacksburg, VA 24061

Professor A.C. Eringen  
Dept. of Aerospace & Mech. Sciences  
Princeton University  
Princeton, NJ 08540

Professor E.H. Lee  
Stanford University  
Div. of Engineering Mechanics  
Stanford, CA 94305

Professor Albert J. King  
Wayne State University  
Biomechanics Research Center  
Detroit, MI 48202

Dr. V.R. Hodgson  
Wayne State University  
School of Medicine  
Detroit, MI 48202

Dean B.A. Boley  
Northwestern University  
Department of Civil Engineering  
Evanston, IL 60201

Professor P.G. Hodge, Jr.  
University of Minnesota  
Dept. of Aerospace Engineering  
and Mechanics  
Minneapolis, MN 55455

Dr. D.C. Drucker  
University of Illinois  
Dean of Engineering  
Urbana, IL 61801

Professor N.M. Newmark  
University of Illinois  
Dept. of Civil Engineering  
Urbana, IL 61803

Professor E. Reissner  
University of California, San Diego  
Dept. of Applied Mechanics  
La Jolla, CA 92037

Professor William A. Nash  
University of Massachusetts  
Dept. of Mechanics & Aerospace Engineering  
Amherst, MA 01002

Professor G. Herrmann  
Stanford University  
Department of Applied Mechanics  
Stanford, CA 94305

Professor J.D. Achenbach  
Northwestern University  
Department of Civil Engineering  
Evanston, IL 60201

Professor G.R. Irwin  
University of Maryland  
Dept. of Mechanical Engineering  
College Park, MD 20742

Professor S.B. Dong  
University of California  
Department of Mechanics  
Los Angeles, CA 90024

Professor Burt Paul  
University of Pennsylvania  
Towne School of Civil and  
Mechanical Engineering  
Philadelphia, PA 19104

Professor H.W. Liu  
Syracuse University  
Dept. of Chemical Engineering & Metallurgy  
Syracuse, NY 13210

Professor S. Bodner  
Technion R&D Foundation  
Haifa, Israel

Professor Werner Goldsmith  
University of California  
Dept. of Mechanical Engineering  
Berkeley, CA 94720

Professor R.S. Rivlin  
Lehigh University  
Center for the Application of Mathematics  
Bethlehem, PA 18015

Professor F.A. Cozzarelli  
State University of New York at Buffalo  
Div. of Interdisciplinary Studies  
Karr Parker Engineering Building  
Chemistry Road  
Buffalo, NY 14214

Professor Joseph L. Rose  
Drexel University  
Dept. of Mechanical Engineering & Mechanics  
Philadelphia, PA 19104

Universities (Continued)

Professor Kent R. Wilson  
University of California, San Diego  
Department of Chemistry  
La Jolla, CA 92093

Professor B.K. Donaldson  
University of Maryland  
Aerospace Engineering Department  
College Park, MD 20742

Professor Joseph A. Clark  
Catholic University of America  
Dept. of Mechanical Engineering  
Washington, DC 20064

Professor T.C. Huang  
University of Wisconsin-Madison  
Dept. of Engineering Mechanics  
Madison, WI 53706

Dr. Samuel B. Batdorf  
University of California  
School of Engineering & Applied Science  
Los Angeles, CA 90024

Industry and Research Institutes

U.S. Naval Postgraduate School  
Library  
Code 0384  
Monterey, CA 93940

Webb Institute of Naval Architecture  
Attn: Librarian  
Crescent Beach Road, Glen Cove  
Long Island, NY 11542

Unclassified

SECURITY CLASSIFICATION OF THIS PAGE (When Data Entered)

REPORT DOCUMENTATION PAGE		READ INSTRUCTIONS BEFORE COMPLETING FORM
1. REPORT NUMBER TR No. 30	2. GOVT ACCESSION NO.	3. RECIPIENT'S CATALOG NUMBER TR-30
4. TITLE (and Subtitle) Rapid Crack Propagation and Arrest in Polymers		5. TYPE OF REPORT & PERIOD COVERED Interim Report
		6. PERFORMING ORG. REPORT NUMBER 30
7. AUTHOR(s) A.S. Kobayashi and S. Mall		8. CONTRACT OR GRANT NUMBER(s) N00014-76-C-0060 ✓ NR 064-478
9. PERFORMING ORGANIZATION NAME AND ADDRESS University of Washington Department of Mechanical Engineering ✓ Seattle, Washington 98195		10. PROGRAM ELEMENT PROJECT TASK AREA & WORK UNIT NUMBERS
11. CONTROLLING OFFICE NAME AND ADDRESS Office of Naval Research Arlington, Virginia		12. REPORT DATE October 1977
		13. NUMBER OF PAGES 15
14. MONITORING AGENCY NAME & ADDRESS (if different from Controlling Office)		15. SECURITY CLASS (of this report) Unclassified
		15a. DECLASSIFICATION/DOWNGRADING SCHEDULE
16. DISTRIBUTION STATEMENT (of this Report) <div style="border: 1px solid black; padding: 5px; text-align: center;">DISTRIBUTION STATEMENT A Approved for public release; Distribution Unlimited</div>		
17. DISTRIBUTION STATEMENT (of the abstract entered in Block 20, if different from Report)		
18. SUPPLEMENTARY NOTES		
19. KEY WORDS (Continue on reverse side if necessary and identify by block number) Fracture Mechanics      Fracture Dynamics Crack Propagation      Dynamic Photoelasticity Crack Arrest              Dynamic Caustics		
20. ABSTRACT (Continue on reverse side if necessary and identify by block number) Published fracture dynamic properties of four birefringent polymers, i.e. polyester resin Homalite-100, epoxy resin Araldite B, modified epoxy resins and polycarbonate, determined by dynamic photoelasticity and dynamic caustics are reviewed. Despite mounting evidence of unique dynamic fracture toughness, $K_{ID}$ , versus crack velocity, $\dot{a}$ , relations of these polymers fractured under static loading, such relations could not be duplicated in fracture specimens loaded dynamically. The existence of unique $K_{ID}$ versus $\dot{a}$ relations and the		

DD FORM 1473  
1 JAN 73

EDITION OF 1 NOV 68 IS OBSOLETE  
S/N 0102-014-6601

Unclassified

(continued on reverse)

SECURITY CLASSIFICATION OF THIS PAGE (When Data Entered)



(Continued) validity of a minimum dynamic fracture toughness,  $K_{Im}$ ,  
as a conservative estimate of the crack arrest stress intensity factor  
for polymers subjected to dynamic loading remains in doubt.