

AD-A045 702

ITT GILFILLAN VAN NUYS CA
UNATTENDED/MINIMALLY ATTENDED RADAR STUDY. VOLUME I. EXECUTIVE --ETC(U)
AUG 77

F/G 17/9

F30602-76-C-0383

UNCLASSIFIED

ITTG-TP-0002/L-7018-VOL-1

RADC-TR-77-270-VOL-1

NL

1 OF 1
ADA
045702



END
DATE
FILMED

11-77

DDC

AD A045702

RADC-TR-77-270, Volume I (of three)
Final Technical Report
August 1977



UNATTENDED/MINIMALLY ATTENDED RADAR STUDY
Executive Summary

ITT Gilfillan

A045543



Approved for public release; distribution unlimited.

AD No. _____
DDC FILE COPY

ROME AIR DEVELOPMENT CENTER
Air Force Systems Command
Griffiss Air Force Base, New York 13441



This report has been reviewed by the RADC Information Office (OI) and is releasable to the National Technical Information Service (NTIS). At NTIS it will be releasable to the general public, including foreign nations.

This report has been reviewed and is approved for publication.

APPROVED:

Adrian S. Briggs

ADRIAN S. BRIGGS
Project Engineer

APPROVED:

Joseph L. Ryerson

JOSEPH L. RYERSON
Technical Director
Surveillance Division

FOR THE COMMANDER:

Carlo P. Crocetti

CARLO P. CROCETTI
Chief, Plans Office

If your address has changed or if you wish to be removed from the RADC mailing list, or if the addressee is no longer employed by your organization, please notify RADC (DAP) Griffiss AFB NY 13441. This will assist us in maintaining a current mailing list.

Do not return this copy. Retain or destroy.

The radar designs recommended for UAR and MAR displayed the greatest potential for optimally satisfying all stated requirements. These designs are detailed in Volume II of the report. The UAR, a 60 nmi 2D radar, automatically outputs target track data that can be remoted to manned logistics nodes and/or ROCCs via narrowband communications links. It provides all altitude surveillance coverage of aircraft targets between 100 and 100,000 feet, and is configurable to be sufficiently reliable to guarantee, to a >90 percent confidence level, failure-free system operation for periods of time from three months to one year. The MAR, a 200 nmi 3D radar, also automatically outputs target track data to logistics nodes and/or ROCCs. It provides all altitude 3D coverage of aircraft targets between 100 and 100,000 feet, and is configurable to be sufficiently reliable to guarantee, to a >90 percent confidence level, failure-free system operation for periods of time from five days to 0.5 month.

Volume I provides an Executive Summary of the Unattended/Minimally Attended Radar Study. Volume II presents alternative approaches investigated and details the radar designs recommended. Volume III presents data estimating radar acquisition and Life Cycle Costs.

ACCESSION for	
NTIS	White Section <input checked="" type="checkbox"/>
DDC	Buff Section <input type="checkbox"/>
UNANNOUNCED JUSTIFICATION	
BY	DISTRIBUTION/AVAILABILITY CODES
Dist.	SPECIAL
A	

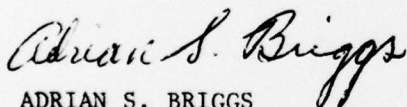
UNCLASSIFIED

SECURITY CLASSIFICATION OF THIS PAGE (When Data Entered)

EVALUATION

The effort reported is one of three parallel study contracts performed under Project E233 by direction of ESD/XR. These reports identify alternative concepts and activity necessary to support the development of a short-range, unattended radar and a long-range minimally attended radar. The short-range radar is being viewed for application in DEW Line to replace the AN/FPS-19 and the long-range radar is being viewed for application by the Alaskan Air Command to replace the AN/FPS-93. These studies provide the assurance that current technology can support the development of unattended/minimally attended radars that offer improved performance and can significantly reduce operating and maintenance costs.

These efforts were performed in accordance with 1978-1982 TPO III, Thrust C Advanced Sensor Technology. The results will be used by ESD to develop system acquisition strategy for SEEK FROST (Project 2448), PE 12412F. It also provides supplemental data supporting SEEK IGL00 (Project 968H), PE 12325F.



ADRIAN S. BRIGGS
Project Engineer

TABLE OF CONTENTS

	<u>Page</u>
Introduction	1
Unattended Radar (UAR)	1
Minimally Attended Radar (MAR)	3
Recommended R&D	5

EXECUTIVE SUMMARY

Introduction

This volume presents an overview/summary of the findings of a five-month study of Unattended/Minimally Attended Radars (UAR/MAR) conducted by ITT Gilfillan for RADC under Contract No. F30602-76-C-0383.

The study was directed to evaluate alternative radar designs that can potentially provide unattended/minimally attended radar operations at low cost. Consequently, a major study objective was to identify R&D activities that should be undertaken to support the development of UARs/MARs that could, in the 1980's, provide the Air Force with increased long term, cost effective systems.

Two types of radars were addressed: a short range, 60 nmi, 2D radar designed for long term (three months to one year) unattended operations in remote areas (e.g., the Arctic); and a medium range 150-200 nmi, 3D radar designed for cost effective minimally attended operations.

Unattended Radar (UAR)

The UAR design must achieve very high operational reliability at low Life Cycle Cost (LCC) and provide automatic target detection/tracking with narrowband remoting of surveillance data on aircraft at low to high altitudes.

To best provide all altitude coverage, and to automatically output surveillance data compatible with narrowband links, the UAR operating frequency selection is L-band (1215-1400 MHz).

The reliability required for unattended operations (system MTBF on the order of 10^4 hours) can be achieved if full advantage is taken of high reliability components and modular redundancy. Cost, of course, is an ever present consideration. Up to a point, increasing the reliability of a system decreases its LCC. Beyond that point, improvements in system reliability, obtained for example, through the employment of massive redundancy, seriously escalates system LCC. Reliability -- LCC optimization is consequently of paramount importance. Several alternative designs were considered for the UAR. The recommended approach, shown in Figure 1, provides a 2D surveillance performance capability that is compatible with the stated goals and can be configured to provide unattended failure-free operations (≥ 90 percent confidence level) for periods of time from three months to one year. The average unit production cost (based on a quantity of 80 systems) is estimated to be

\$454,821 for a 3-month, failure-free system
\$480,921 for a 6-month, failure-free system
\$527,403 for a 12-month, failure-free system.

The three month failure-free system has a 20-year life cycle cost (acquisition plus support) of approximately \$81M. The LCCs for the 6-month and 12-month failure-free systems are higher than the 3-month system.

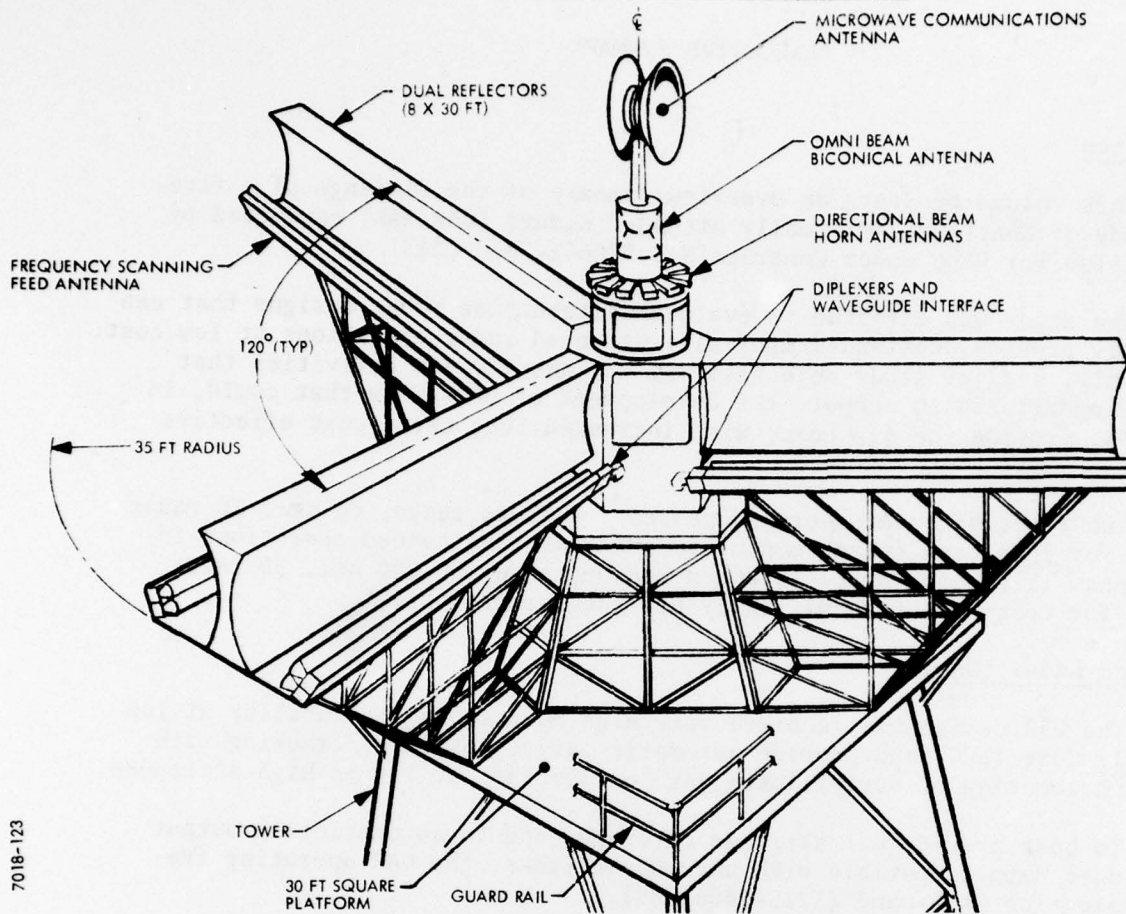


Figure 1. UAR Conceptual Sketch (Tri-Form Arrangement)

Other pertinent UAR performance parameters are listed below:

UAR Parameters

Antenna Type	6 array faces, frequency scanned in azimuth: 1 elevation TX beam and 1 elevation RX beam formed in either of two positions to cover a lower or upper EL sector
Frame Time	360° azimuth in six seconds
Operating Frequency Band	1215-1400 MHz
Prime Power Required	518.5 watts dc
RF Power Output	2 kW peak, 100 watts average
Probability of Detection	0.9 for 1m ² SWI TGT at 30 nmi
System MTBF	88,760 hours (0.906 probability of failure-free system operation for 1.0 year)

Minimally Attended Radar (MAR)

The MAR requirements are sufficiently different from the UAR, e.g., more prime power available, less reliability required, to permit selection of less restrictive design approaches. Since low and high altitude surveillance and automatic data remoting, however, are common requirements to both UAR and MAR, L-band is also specified as the optimum operating frequency band for the MAR.

The lower system reliability required for the MAR is satisfied by a system that employs a single mechanically rotated antenna array and a single-stage tube type (TWT) transmitter.

The recommended MAR design approach, shown in Figure 2, provides a 3D surveillance capability that is compatible with stated goals and can be made sufficiently reliable to provide failure-free operations (≥ 90 percent confidence level) for periods of time from 5 days to 0.5 month.

The attainment of higher radar reliability (greater than 0.5 months) would necessitate the investigation of different design approaches, e.g., solid state transmitters. Time, however, did not permit the development of these approaches for the MAR.

The average unit production cost (based on a quantity of 20) estimated for the MAR is as follows:

\$2,110K for a 5 day failure-free system
\$2,640K for a 0.5 month failure-free system

Other pertinent MAR performance parameters are listed in the table below:

MAR Parameters

Antenna Type	Single array face, mechanical rotation in azimuth 1 elevation TX beam and six simultaneous elevation RX beams phase scanned between a lower and upper E1 sector
Frame Time	360 ⁰ azimuth in 12 seconds
Operating Frequency Band	1215-1400 MHz
Prime Power Required	60 kw ac
RF Power Output	200 kw peak, 5 kw average
Probability of Detection	0.9 for 1m ² SWI TGT at 150 nmi
System MTBF	4275 hours (0.918 probability of failure-free system operation for 0.5 month).

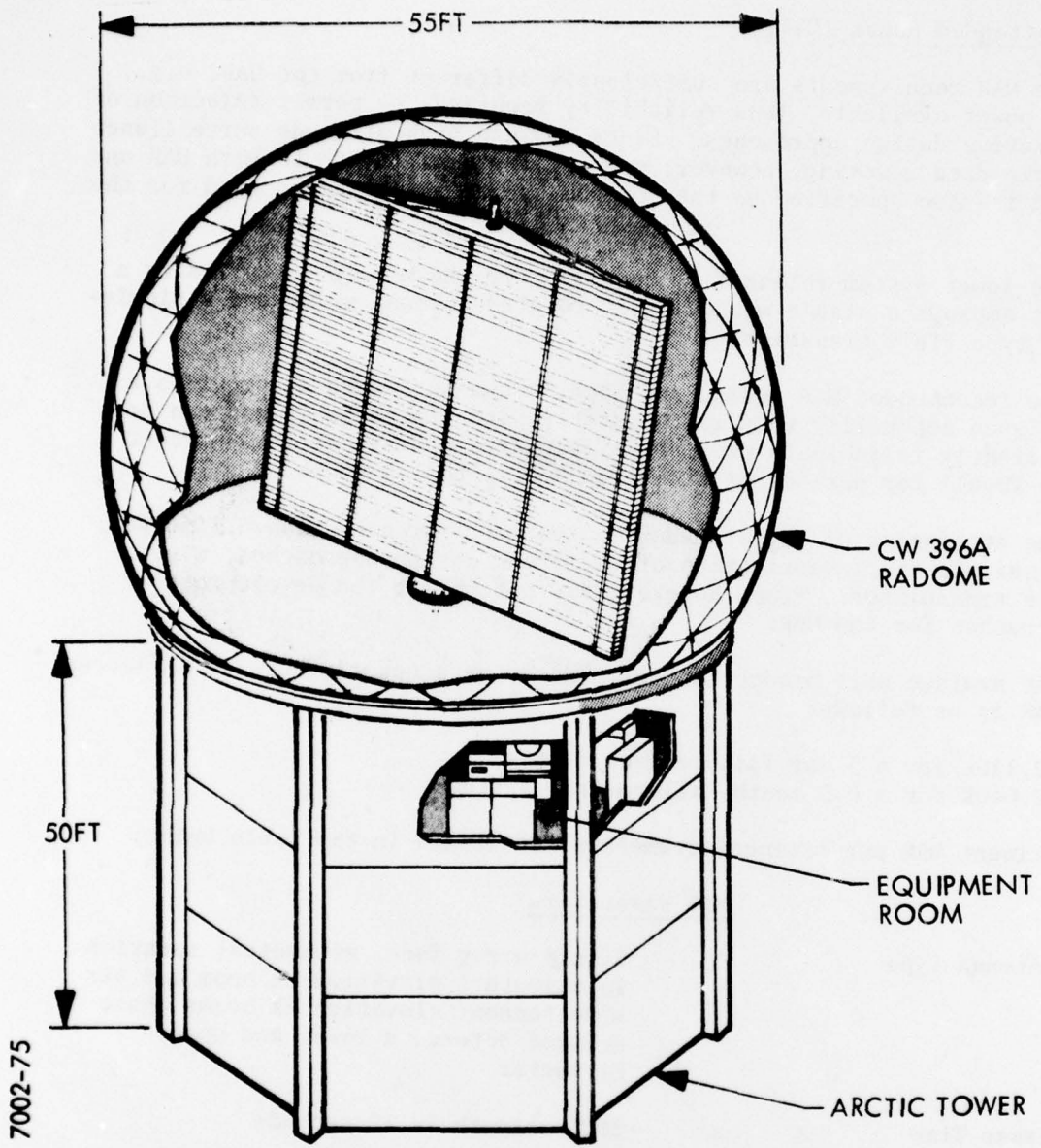


Figure 2. Artists Concept MAR

Recommended R & D

To support the early definition and development of unattended and minimally attended radars, ITT Gilfillan recommends: 1) that the UAR/MAR study be continued so that systems' requirements can be optimized prior to USAF generation of system specifications; 2) that those system elements, e.g., M/N solid state transmitter and M/N digital processor, that have shown the greatest potential for reducing overall system technical risk and cost, be developed immediately.

In keeping with the above recommendations, ITT Gilfillan has structured a comprehensive company funded program (requirements optimization studies and hardware developments) that is in direct support of the UAR/MAR program objectives.

MISSION
of
Rome Air Development Center

RADC plans and conducts research, exploratory and advanced development programs in command, control, and communications (C³) activities, and in the C³ areas of information sciences and intelligence. The principal technical mission areas are communications, electromagnetic guidance and control, surveillance of ground and aerospace objects, intelligence data collection and handling, information system technology, ionospheric propagation, solid state sciences, microwave physics and electronic reliability, maintainability and compatibility.



Printed by
United States Air Force
Hanscom AFB, Mass. 01731