

AD-A043 837

ARMY MEDICAL INTELLIGENCE AND INFORMATION AGENCY WAS--ETC F/G 6/14
THE TEN MOST FREQUENT PHYSICAL DEFECTS FOUND ON FIRST EXAMINEES--ETC(U)
AUG 77

UNCLASSIFIED

USAMIIA-K-8418

NL

1 of 1
ADA043837



END
DATE
FILMED
9-77
DDC



DEPARTMENT OF THE ARMY
U.S. ARMY MEDICAL INTELLIGENCE AND INFORMATION AGENCY
WASHINGTON, D.C. 20314

AD A 043837

12 8p. P
B.S.

USAMIIA TRANSLATION

Number: 14 USAMIIA-K-8418

Date Completed: 11 31 Aug 1977

Language: German

Geographic Area:

English Title: 6 THE TEN MOST FREQUENT PHYSICAL DEFECTS FOUND ON FIRST EXAMINEES OF AGE CLASS 1956
Foreign Title: (Die 10 haeufigsten koerperfehler bei erstuntersuchten des gehurtsjahrganges 1956)

Author: Not Given

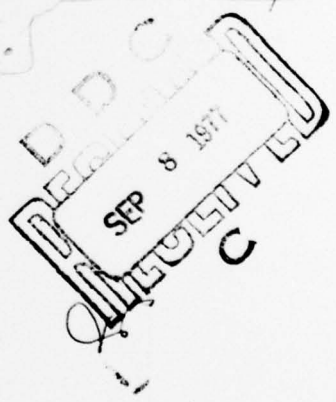
Source Document: 21 Trans. from Statistische Informationen aus dem Sanitaets- und Gesundheitswesen der Bundeswehr, No 107 4p.

Pages Translated: All (4) Nov 76.

Publisher:

Date/Place Publication: November 1976

Distribution Statement: Approved for public release; distribution unlimited



Graphics NOT Reproducible

AD NO. DDIC FILE COPY



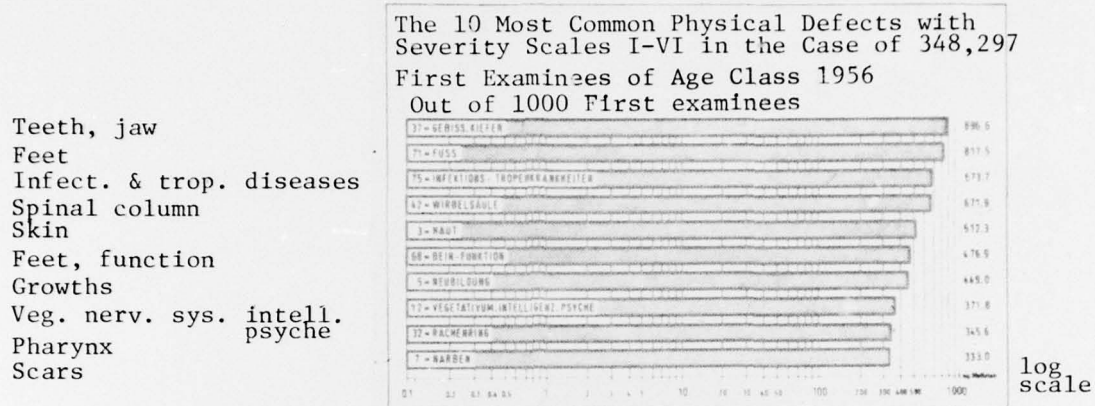
409 112

mt

THE TEN MOST FREQUENT PHYSICAL DEFECTS FOUND ON FIRST EXAMINEES
OF AGE CLASS 1956**

/1*

CHART I



A. PRELIMINARY REMARKS

Owing to a change in Section 8a of the conscription law by article of law of 29 July 1972, the defect table of Central Service Regulation 46/1 had to be modified especially with respect to the assignment of specific physical defects to severity scales IV and VI. On the basis of practical experience, the defect table was modified at the end of 1974, and a part of the defects again received severity scale IV. This has an effect in the present representation only to the extent that now, in the case of severity scale IV, we find defect 59 (joints) appearing which did not occur in this severity scale in the previous year (cf. Stat. Inf. No. 102).

In order to achieve direct comparability of charts, a logarithmic scale was selected for the present representations (cf. Stat. Inf. No. 70). With this type of representation, the high values appear reduced and the low values are magnified with respect to their nontransformed form. This enables, in spite of the various orders of magnitude, all charts to be represented using the same scale. All frequencies stated are in reference to 1000 persons examined.

B. EXAMINATION - STATISTICAL UNIVERSE

The survey shown here is based on the results of the following carried out in the period from 1 January 1975 to 31 December 1975:

1. First examinations of conscripts (draft registration examinations)

* Numbers in the right margin indicate pagination in the original text.

**Statistische Informationen, Aus Dem Sanitäts- und Gesundheitswesen der Bundeswehr, No. 107, November 1976.

2. First examinations of volunteer applicants (acceptance examinations)
3. Fitness evaluations which are undertaken on the basis of official data for inmates of psychiatric clinics and institutions as well as for incapacitated persons.

The personnel category given in items 1 to 3 includes with its 348,297 evaluated individuals about 86% of the recorded male members of the age class 1956 (ca. 407,000). The examination results thereby provide a survey not only concerning the fitness for military duty but also concerning the general state of health of this age class.

A more detailed report concerning the examination results of age class 1956 appears in the volume series Contributions to Military Medical Statistics.

C. FINDINGS

/2

In the case of the 348,297 initial examinees, 3,153 plottable physical defects were ascertained. There are accordingly on the average about nine defects for each person examined.

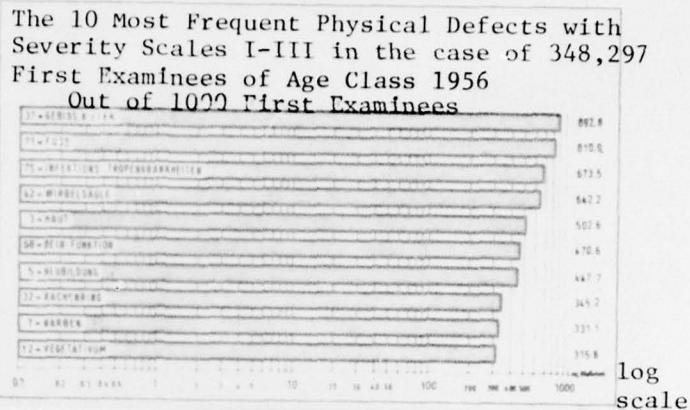
I. The 10 most frequent physical defects of severity scales I-VI are shown in Chart I. At the top of the list we find defects of the teeth-mouth-jaw area with 896.6%. These chiefly involve damages to teeth which have or have not been given medical attention. The second most frequent with 817.5% were deformations of the feet (flatfeet, metatarsus latus, metatarsus varus) with and without complaints. Far more than half of the examinees revealed damages to the spinal column (671.9%).

In the case of physical defects, infectious diseases and the changes of skin following in seriousness of frequency, leg function, growths and changes on the pharynx, there was preponderantly involved illnesses withstood without aftereffects such as measles and other childhood diseases or concerning more or less insignificant findings such as, for example, acne, warts, liver spots, well-healed wounds, slight degrees of knockknees or bowlegs and fissured tonsils. The cases otherwise with defects of the vegetative nervous system, the psyche and intelligence. Indeed, vegetative disturbances are in the preponderancy although severe defects of the psyche and intelligence appear for example more frequently than do severe defects of the spinal column. They are located in the first position with a severity scale of VI (cf. Chart V).

II. Chart II shows the distribution of the 10 most frequent physical defects with severity scales I-III. In the series, there appears a shift with respect to Chart I only to the extent that the disturbances of the vegetative nervous system appear on this chart only after the defects of the pharynx and scars. The reason for this is that defects of the psyche and intelligence in the case of the above degrees of severity cannot appear as authorized since they are to be evaluated only with severity scales IV, V and VI.

CHART II

Teeth, jaws
 Feet
 Infect/tropical diseases
 Vertebral column
 Skin
 Legs, function
 Growths
 Pharynx
 Scars
 Vegetative nervous system



III. Physical defects with severity scale IV (cf. Chart III) have a considerable significance in the defense-medical view. They condition as main defects indeed not only the fitness for military service but are accompanied by a limitation in basic training and for specific activities. In first position, and indeed in the case of one out of every 28 persons examined, there are physical defects of severity scale IV involving poor eyesight (35.7%). This degree of severity is present when the minimum acuteness of vision with glasses amounts to 100% in one eye and 10% in the other eye or in each eye over 50% when corrected with glasses between +5 and +8 or -6 and -10 dptr spherically or +3 and +4 dptr cylindrically (singly or in combination).

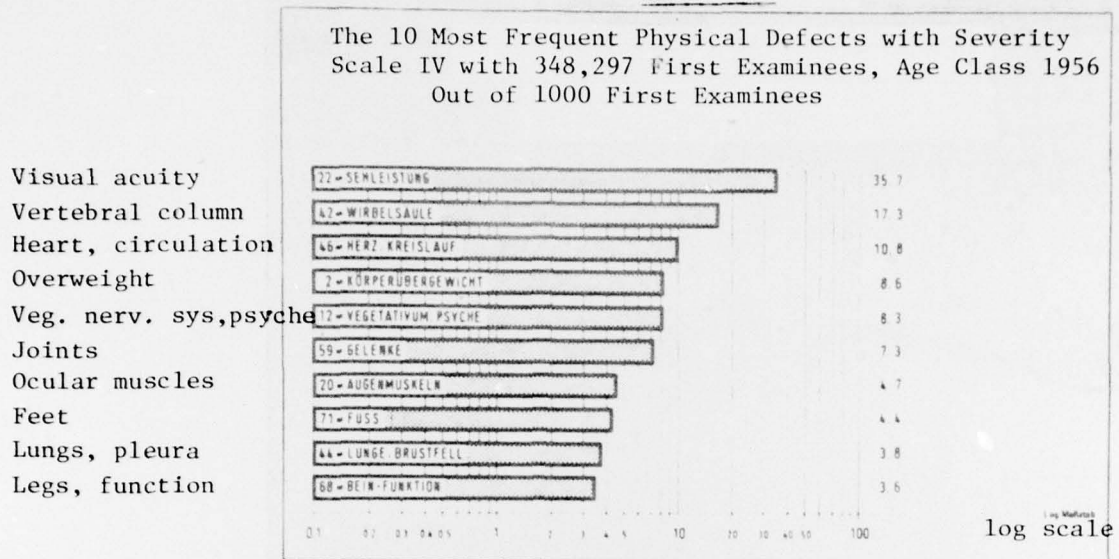
Following this are the more severe changes in the vertebral column such as scoliosis, wedge-shaped deformation of vertebra and disk damages without essential complaints and amounting to 7.3%. In third position, we find with 10.8% the defects of heart and circulation. It is just the last-mentioned physical defects which indicate that early and continuous countermeasures are indicated to a great extent in order to raise the health of the population to a better level.

The following defects play only a subordinate role since their proportion lies under 10%. Nevertheless, the excess weight condition with a frequency of 8.6% should be mentioned since it appears also in the case of severity scales V and VI among the first 10 physical defects and this although the current limiting values are set relatively high in the Bundeswehr. Newly appearing under the 10 most frequent physical defects are defects of the joints with severity scale IV as opposed to age class 1955 and amounting to 7.3%.

IV. In the case of physical defects with severity scale V (cf. Chart IV), there mostly involved are acute or such health disorders which could be cured or improved by therapeutic measures, e.g., an operation. The cure or improvement must predictably last longer than four weeks and at the most five years. These defects accordingly make the examinee "temporarily unfit for military service".

CHART III

/3



In the chart below, heart and circulatory damages were most frequent with 18.1% whereby mostly concerned was a slight circulatory instability leading to collapse, which appears correctable with appropriate training. In the second position, we find the acute disorders and injuries of joints amounting to 9.4%. On the third and sixth place, there appear defects of the bone (mainly fractures) with 8.3% and defects of skull and brain trauma with 6.1%. If the two last-mentioned physical defects are counted together, it results that at the time of the draft registration or acceptance examination, ca. 5000, i.e., 14.4%, of the evaluated 19-year-old males of this one age class suffer from the acute consequences of an accident. At the same time, not inconsiderable and severe lasting consequences of accidents, i.e., health disorders which are to be classified into severity scales IV and VI were found in the case of 2,900 first examinees (ca. 8.3%) and as follows:

With severity scale IV: Defect No. 6 = 952 = 2.73%
 Defect No. 16 = 304 = 0.87%


With severity scale VI: Defect No. 6 = 903 = 2.59%
 Defect No. 16 = 750 = 2.15%

Between these two defects appear the injuries to the vertebral column (7.7%) which are accessible to a treatment with much promise of success as also are the acute disorders of the stomach, intestine and liver, with 6.5%, from gastritis up to hepatitis with incomplete recovery. Following these are the retarded mental condition or nervous exhaustion states with 5.6%, acute disorders of the urinary system with 4.9%, the overweight already mentioned in severity scale IV with 4.3% and in the last position acute exzema of the skin with 4.0%.

/3

CHART IV

The 10 Most Frequent Physical Defects with Severity Class V with 348,297 First Examinees, Age Class 1956 Out of 1000 First Examinees



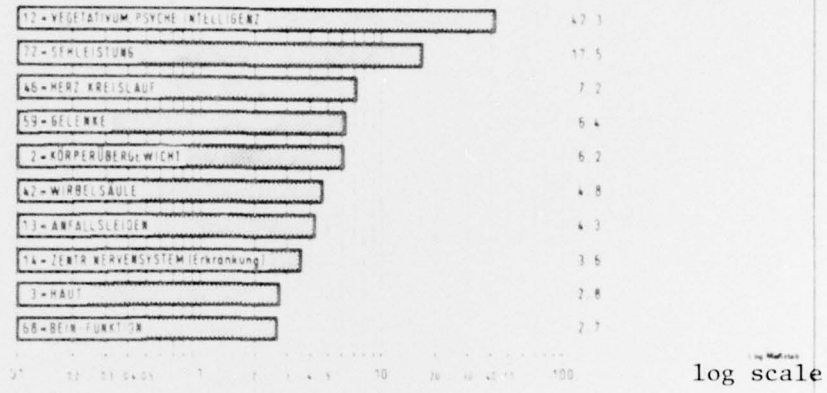
In the case of physical defects with the severity scale VI (cf. Chart V), severe damages are found to remain which exclude any possible military service. Herewith are also included the main defects contained in the personnel category mentioned under B3.

In the first position are found the severe defects of intelligence, mind and vegetative nervous system with 42.3%. In seventh place, we find genuine epilepsy with 4.3% and in eighth place disorders of the central nervous system with 3.6% so that we have a total of 50.2% in all of the examinees having such illnesses, i.e., ca. 17,500 of the evaluated 19-year-old males were concerned in this one age class. With 17.5%, the defective vision is in second position followed by severe defects of heart and circulation with 7.2%. In fourth place, we find disorders and consequences of injuries to the joints with 6.4%. After this again comes condition of overweight again with 6.2%. In sixth place, we find the severe modifications of the vertebral column with 4.8%. Exzema and other affections of the skin have 2.8% and the severe disturbances of leg functions occupy the tenth position with 2.7%.

CHART V

The 10 Most Frequent Physical Defects with Severity Scale VI with 348,297 First Examinees, Age Class 1956
Out of 1000 First Examinees

Veg. nerv. sys., psyche,
intelligence
Visual acuity
Heart, circulation
Joints
Overweight cond.
Vertebral column
Epilepsy
Central NS (disorder)
Skin
Legs, function



SUMMARY

1. The results of medical draft registration examinations of ca. 348,000 19-year-old males are described. These make up about 86% of the persons recorded in age class 1956.

2. Under the physical defects with severity scales I-III, the most frequent defects are found in the set of teeth and deformations of feet. In the fourth place of the frequency series, ~~we find~~ defects of the vertebral column. This makes quite apparent the need for timely social and medical preventive measures. *→ are found*

3. Under the physical defects with severity scale IV, we find defective vision in the first position. This is followed by vertebral column changes, heart and circulation injuries, overweight and debility as well as neurol and psychopathies.

4. Under physical defects with severity scale V are recorded acute and treatable health disturbances. The most frequent among these are such defects of heart and circulation. They are followed by acute disorders and injuries of joints and vertebral column modifications. In the case of 14.4% (1955, 13.2%) of the statistical universe, there were found as yet unhealed bone fractures and skull-brain traumas as consequences of accidents.

5. Under the physical defects with severity scale VI, there are in the first place defects in intelligence, psyche and vegetative nervous system. This is followed far down on the scale by defective vision. The further

defects play only a slight role when seen on the whole owing to their relatively rare occurrence.

6. In contrast of these values with those determined with age class 1955, there results in all only nonessential differences which do not allow a conclusion to be made concerning a change in health status.

ACCESSION for		
NTIS	White Section	<input checked="" type="checkbox"/>
DDC	Buff Section	<input type="checkbox"/>
UNANNOUNCED		<input type="checkbox"/>
JUSTIFICATION		
BY		
DISTRIBUTION/AVAILABILITY CODES		
Dist.	W. R. L.	SPECIAL
A		