

AD-A031 786


B-K DYNAMICS INC ROCKVILLE MD
POM-79 MINI-NAMPS FUNCTION AND SPECIFICATION, (U)
SEP 76 G D CHRISTIE
BKD-TR-3-213


F/G 5/9

UNCLASSIFIED

N00014-76-C-0726
NL

1 of 3
ADA031786





ACCESSION for	
NTIS	White Section <input checked="" type="checkbox"/>
DDC	Ref Section <input type="checkbox"/>
UNCLASSIFIED	<input type="checkbox"/>
JUSTIFICATION	
BY	
DISTRIBUTION/AVAILABILITY CODES	
Dist.	AVAIL. and/or SPECIAL
A	

TR-3-213

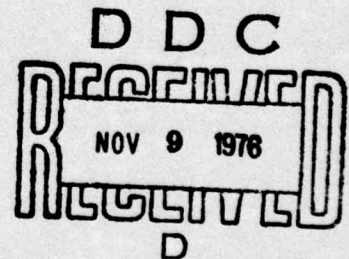
**POM-79 MINI-NAMPS
FUNCTION AND SPECIFICATION**

30 September 1976

Gary D. Christie

This report was prepared under the
Navy Manpower Research and Development Program of the
Office of Naval Research
under Contract N00014-76-C-0726 and N00014-72-C-0526
by B-K Dynamics, Inc.
15825 Shady Grove Road
Rockville, Maryland 20850

**COPY AVAILABLE TO DDC DOES NOT
PERMIT FULLY LEGIBLE PRODUCTION**



Approved for public release; distribution unlimited

BOK
DYNAMICS, INC.

UNCLASSIFIED

SECURITY CLASSIFICATION OF THIS PAGE (When Data Entered)

REPORT DOCUMENTATION PAGE		READ INSTRUCTIONS BEFORE COMPLETING FORM
1. REPORT NUMBER (14) BKD-TR-3-213	2. GOVT ACCESSION NO	3. RECIPIENT'S CATALOG NUMBER
4. TITLE (and Subtitle) (6) POM 79 MINI-NAMPS FUNCTION AND SPECIFICATION		5. TYPE OF REPORT & PERIOD COVERED Technical System Description
7. AUTHOR(s) (10) Gary D. Christie		6. PERFORMING ORG. REPORT NUMBER
9. PERFORMING ORGANIZATION NAME AND ADDRESS B-K Dynamics, Inc. 15825 Shady Grove Rd., Rockville, Md. 20850		8. CONTRACT OR GRANT NUMBER(s) (15) N00014-76-C-0726, N00014-72-C-0526
11. CONTROLLING OFFICE NAME AND ADDRESS Office of Naval Research (Code 434) Department of the Navy Arlington, Virginia 22217		10. PROGRAM ELEMENT, PROJECT, TASK AREA & WORK UNIT NUMBERS
14. MONITORING AGENCY NAME & ADDRESS (if different from Controlling Office)		12. REPORT DATE (11) 30 Sep 1976
		13. NUMBER OF PAGES (12) 278 p.
		15. SECURITY CLASS. (of this report)
		15a. DECLASSIFICATION/DOWNGRADING SCHEDULE
16. DISTRIBUTION STATEMENT (of this Report) Approved for Public Release; Distribution Unlimited		
17. DISTRIBUTION STATEMENT (of the abstract entered in Block 20, if different from Report)		
18. SUPPLEMENTARY NOTES		
19. KEY WORDS (Continue on reverse side if necessary and identify by block number) MINI-NAMPS POM Assessment Manpower INC/DEC Personnel		
20. ABSTRACT (Continue on reverse side if necessary and identify by block number) The MINI-NAMPS Programmer's Manual is designed for the technical staff responsible for operating and maintaining the MINI-NAMPS System. It describes the purpose, necessary preparation, and execution order of the various tasks comprising the system. Sample terminal sessions are included for those tasks executed in an interactive environment and sample outputs are provided to clarify specific program capabilities.		

DD FORM 1 JAN 73 1473

EDITION OF 1 NOV 65 IS OBSOLETE
S/N 0102-014-66011

UNCLASSIFIED

SECURITY CLASSIFICATION OF THIS PAGE (When Data Entered)

387575 Jones

TABLE OF CONTENTS

	<u>Page</u>
<u>Foreward</u>	
1. <u>Purpose and Organization of the Manual</u>	
1.1 Purpose	1
1.2 Organization	1
2. <u>Storage Information</u>	
2.1 General	3
2.2 Programs	3
2.2.1 Source Code	3
2.2.2 Load Modules	4
2.3 Job Control Language (JCL)	4
2.4 Data	5
3. <u>Delta Subsystem</u>	
3.1 General	6
3.2 Delta Collection	6
3.2.1 DDRAWLD	6
3.3 Delta Edit and Load	8
3.3.1 DDELTEDIT	8
3.3.2 DDELTLD	16
3.4 Delta Query/Select	17
3.4.1 DELTAQ. CLIST	17
3.4.2 DDELTAQB	24

3.5	Delta Extract	26
3.5.1	DDDELTEXT	26
3.5.2	DDFINRED	29
3.5.3	DDNECDMP	33
3.6	DB Delta Bypass	35
3.6.1	DDBPSELECT	35
3.6.2	DDBPFORMAT	38
3.6.3	DDBPDELTRP	40
4.	<u>Support Subsystem</u>	
4.1	General	43
4.2	Quality Ratio Gen	43
4.2.1	DDREQRATIO	43
4.2.2	DDNAMPNARM	44
4.2.3	DDNNREP	46
4.2.4	DDNARMTAPE	48
4.3	Support Ratio Gen	49
4.3.1	DDINTERPTP	49
4.3.2	DDSUPRATIO	51
4.4	Support Gen	54
4.4.1	DDCALCSUPP	54
4.4.2	DDREFORMAT	56
4.4.3	DDSUPPREPT	57
5.	<u>Enlisted Requirement Subsystem</u>	
5.1	General	60

5.2	Enlisted Base Load	60
5.2.1	DDRAWREQ	60
5.2.2	DDEBASELD	61
5.2.3	DDFORMAT	66
5.2.4	DDYRSSUB	69
5.3	Base Constraints Application	71
5.3.1	DDARTIN	71
5.3.2	DDARTESIA	73
5.3.3	DDARTOUT	80
5.3.4	DDESPAPP	82
5.4	Enlisted Base Update	86
5.4.1	DDEUPDATE	86
6.	<u>Enlisted Inventory Subsystem</u>	
6.1	General	90
6.2	Inventory Base Load	90
6.2.1	DDVIDEXT	90
6.2.2	DDIBASELD	93
6.2.3	DDESPAPP	96
6.3	MFAST/Inventory Projection	99
6.3.1	DDMRATES	99
6.3.2	DDMFAST	100
6.3.3	DDMREFORM	101
7.	<u>Enlisted NEC Subsystem</u>	
7.1	General	103

7.2	Load/Update/Punch	103
7.2.1	DDNEPROGL	103
7.2.2	DDNEPROG	106
8.	<u>Officer Requirement Subsystem</u>	
8.1	General	112
8.2	Officer Base Load	112
8.2.1	DDOBASELD	113
8.3	Officer Base Update	118
8.3.1	DDOUPDATE	118
9.	<u>Base Reports/Display Subsystem</u>	
9.1	General	120
9.2	Plot Query	120
9.2.1	DDPLOTDL	120
9.2.2	PLOTCLIST	125
9.3	Batch Plots	126
9.3.1	DDPLOTB	127
9.4	ERP/ORP/Compare	132
9.4.1	DDBKERPREP	132
9.4.2	DDBKORP	138
9.4.3	DDBASECOMP	142

APPENDICES

- A) PROGS78 (TABLE OF CONTENTS)
- B) NAMPS78 (TABLE OF CONTENTS)
- C) DDJOBS78 (TABLE OF CONTENTS)
- D) COMMON MINI-NAMPS DATA SET LAYOUTS
- E) MINI-NAMPS TERMINOLOGY
- F) POM-78 PLOTTING SYSTEM - USERS GUIDE
- G) POM-78 DELTA QUERY - USERS GUIDE
- H) SYSTEM FLOW CHARTS

1.0 PURPOSE AND ORGANIZATION OF THE MANUAL

BOK
DYNAMICS, INC.
15825 SHADY GROVE ROAD
ROCKVILLE, MARYLAND 20850

1. Purpose and Organization of the Manual

1.1 Purpose:

The MINI-NAMPS Programmer's Manual is designed for the technical staff responsible for operating and maintaining the MINI-NAMPS System. It describes the purpose, necessary preparation, and execution order of the various tasks comprising the system. Sample terminal sessions are included for those tasks executed in an interactive environment and sample outputs are provided to clarify specific program capabilities.

The manual assumes that members of the staff are familiar with the following:

- a) IBM computing equipment
- b) IBM System 360/370 Operating System
- c) IBM Job Control Language
- d) NIH Computer Center Conventions (an NIH User's Guide is required)
- e) The NIH Command Language (WYLBUR)
(a WYLBUR manual is required)
- f) The Command Language TSO
(a TSO manual is required)
- g) FORTRAN, COBOL, and PL/I

1.2 Organization:

The manual is organized into nine major sections. Section 2, STORAGE INFORMATION, identifies the facility on which the MINI-NAMPS System presently operates, the methods by which the system is accessed, and the storage location of the system's programs, job control language, and data bases.

Sections 3 through 9 describe the seven major tasks of the MINI-NAMPS system, and appear in the order in which the tasks are generally executed. The section titles, along with their subsections indicate the function of the major task as follows:

- 3) DELTA SUBSYSTEM
Collection
Edit and Load
Query/Select
Extract
Bypass
- 4) SUPPORT SUBSYSTEM
Quality Ratio Gen
Support Ratio Gen
Support
- 5) ENLISTED REQUIREMENT SUBSYSTEM
Enlisted Base Load
Base Constraints
Base Update
- 6) ENLISTED INVENTORY SUBSYSTEM
Inventory Base Load
MFAST/Inventory Projection
- 7) ENLISTED NEC SUBSYSTEM
Load/Update/Punch
- 8) OFFICER REQUIREMENT SUBSYSTEM
Officer Base Load
Base Update
- 9) BASE REPORTS/DISPLAY SUBSYSTEM
Plot Query
Batch Plots
ERP/ORP Compare

Sections 3 through 8 are subdivided to parallel the logical flow of execution. Section 9 is subdivided into report/display categories that indicate the nature of a report. These subsections each describe a sequence of sub-tasks. Sub-tasks are streams of JCL, each of which is a distinct JOB and derives its name from the major program it executes. Where necessary, the sub-tasks are presented in the order in which they must be executed.

NOTE: The names of sections, subsections, and sub-tasks (JOBS), and the organizational method described above are reflected in the Mini-NAMPS System flow chart. (See Appendix H)

2.0 STORAGE INFORMATION

BOK

DYNAMICS, INC.
15825 SHADY GROVE ROAD
ROCKVILLE, MARYLAND 20850

2. Storage Information

2.1 General:

The MINI-NAMPS system is presently operating at the National Institutes of Health Computer Center under the IBM System 360/370 Operating System with HASP. WYLBUR is the primary mode of access; TSO and Batch mode serve as secondary access methods. All programs, data sets, and job control language referenced herein reside under the Department of the Navy account number WEU2 and are accessed with the initials LLC.

2.2 Programs:

2.2.1 Source Code

The source code for each program is stored within the data set WEU2LLC.PROGS78 on magnetic tape. The code must be transferred from tape to a disk pack before it can be listed and edited using the WYLBUR terminal command languages. WEU2GSX.TAPE.TODISK on disk pack FILE07 is the utility program which performs this function. Each program in WEU2LLC.PROGS78 is preceded by a name record which is identified by START * OF * appearing to the left of the program name. The WYLBUR LIST command can thus be

used to extract a specific program. By separately listing the name records, a convenient table of contents is provided. (see Appendix A)

2.2.2 Load Modules

The load module of each source program is stored in the partitioned data set WEU2LLC.NAMPS78 on magnetic tape.(see Appendix B). The names of individual members conform to the program-name records in WEU2LLC.PROGS78. For example, the program entitled ARTIN.PLI in WEU2LLC.PROGS78 is accessed by the name ARTIN in WEU2LLC.NAMPS78.

2.3 Job Control Language (JCL):

All JCL required to execute the programs of the MINI-NAMPS system are found within the data set WEU2LLC.DDJOB78 stored on magnetic tape. (see Appendix C). Each set of JCL contains a start and END record which indicate the name and function of that particular set. The name is of the form DDPROGRAM where PROGRAM indicates the primary program executed in a particular job stream. This name is also used as a Subtask title in this manual. For example, to execute the program EBASELD, use the JCL set DDEBASELD, and the procedure described in DDEBASELD. WYLBUR's LIST command can be used to list all START cards and provide a convenient table of contents.

The interactive programs (PLOTQ, DELTAQ), which run under TSO and are accessed with the same account code and initials as WYLBUR, are executed by typing in the command: "EXEC PROGNAME". (no JCL is required).

NOTE: Before submitting jobs extracted from DDNPJOBS, it should be verified that data set names specified on output DD cards do not already exist on the FILE packs.

2.4 Data:

The current data is stored exclusively on magnetic tape (9 track, 1600 bpi. standard label). The data includes the IDMS data base, several versions of enlisted Inventory and Requirement data bases, and various other data necessary for control and definition.

Throughout this manual, references are made to Base Identification Codes and Common MINI-NAMPS Base Formats. Descriptions and graphical representations of these terms may be found in Appendix E (MINI-NAMPS Terminology) and Appendix D (Common MINI-NAMPS Data Set Layouts).

NOTE: All program, JCL, and data set names are detailed on the system flow chart (see Appendix H).

3.0 DELTA SUBSYSTEM

BOK

DYNAMICS, INC.
15825 SHADY GROVE ROAD
ROCKVILLE, MARYLAND 20850

3.0 Delta Subsystem

3.1 General

The Delta Subsystem is comprised of modules exclusively concerned with processing the data collected by the Manpower-Data Collection Forms and makes use of the Integrated Data Base Management System - IDMS. The functions the Subsystem performs are: loading the keypunched data and extraction from the MAPMIS of additional data; editing the data with regard to completeness, validity of all codes, and logical consistency of codes used; loading data into the IDMS data base; interactive query and flagging for inclusion in a selected DELTA (see Appendix G); the extraction and reformatting of various inputs to other subsystems; the production of a final report for implementation of all increments/decrements included in the final selected DELTA.

3.2 Delta Collection

The Delta Collection subsection details the procedures for loading and editing requirement changes. The Manpower Change Forms are submitted by sponsors, claimants, and OP-121; the data is then keypunched onto cards and if specified, additional officer and enlisted requirements are extracted from MAPMIS and supplied on magnetic tapes.

3.2.1 DDRAWLD

The Job and Its Purpose:

DDRAWLD creates a sequential data set containing requirement changes from the Manpower Data Collection Forms and the additional extracted requirements from the MAPMIS system. The data is sorted and blocked in a format acceptable for editing by DDELTEDIT.

```

//GZCCRDS JOB (WFU2,386,B),'POM 78 NAMPS'
//*MESSAGE 037965,RS;037966,RS
//INCRD EXEC PGM=IEBGENER
//SYSPRINT DD SYSOUT=A
//SYSIN DD DUMMY
//SYSUT2 DD DSN=WEU2G7C.RAWCRDS,UNIT=FILE,DISP=(NEW,KEEP),
//      VOL=SER=FILE05,DCB=(RECFM=FB,LRECL=80,BLKSIZE=800),
//      SPACE=(TRK,(5,1),RLSE)
//SYSUT1 DD *
//*   PLACE CARD DECK HERE
/*
//SORT1 EXEC LITSRT
//SORTIN DD DSN=WEU2G7C.RAWCRDS,DISP=OLD,UNIT=FILE,
//      VOL=SER=FILE05,DCB=(LRECL=80,BLKSIZE=800,RECFM=FB)
//      DD DSN=RENQUAL.UOP102C,DISP=OLD,UNIT=2420,
//      VOL=(PRIVATE,RETAIN,SER=037965),LABEL=(1,SL)
//      DD DSN=ROFFQUAL.UOP102C,DISP=OLD,UNIT=2420,
//      VOL=(PRIVATE,RETAIN,SER=037966),LABEL=(1,SL)
//SORTOUT DD DSN=WEU2G7C.RAWDELTA,UNIT=FILE,DISP=(NEW,KEEP),
//      VOL=SER=FILE05,DCB=(RECFM=FB,LRECL=80,BLKSIZE=3120),
//      SPACE=(TRK,(20,5),RLSE)
//SYSIN DD *
SORT FIELDS=(2,23,A,1,1,A),FORMAT=CH,SIZE=E5000
/*

```

Data Sets Required:

- 1) //SYSUT1, card deck with Manpower Data Collection Form changes.
- 2) //SORTIN
 - a) RAWCRDS, data set created from card load.
 - b) RENLQUAL.UOP102C, enlisted requirement extract tape from BUPERS.
 - c) ROFFQUAL.UOP102C, officer requirement extract tape from BUPERS.

Preparation:

- 1) Extract DDRAWLD from DDJOBS78
- 2) //SORTIN, change XXXXXX and YYYYYY to the appropriate tape serial numbers.

Generated Output:

- 1) //SYSUT2, RAWCRDS, a sequential data set with changes submitted on keypunched cards.
- 2) //SORTOUT, RAWDELTA, sorted sequential data set with all changes submitted on cards and magnetic tapes.

3.3 Delta Edit and Load

The IDMS data base management system allows the user to access information based on logical relationships established between individual data elements which must be identified by valid codes. To insure that data obtained from extract tapes and Data Collection Forms is free of any errors that would prevent loading, DDELTEDIT processes each input record to locate and identify invalid codes and inconsistent relationships. The reformatted output is then acceptable for sorting and loading into the data base by DDELTLTD.

3.3.1 DDELTEDIT

The Job and Its Purpose:

DDELTEDIT edits and reformats for loading into the IDMS data base all changes (deltas) submitted via Manpower Data Collection Forms and extract tapes. Each record relating to the quantity and quality of POM-78 increments and decrements is examined for coding and relational errors. Invalid data is rejected and the type and location of errors are noted for corrections and resubmittal.

```

//GZCDLT JOB (WEU2,386,B),'POM 78 NAMPS'
//RUNIT EXEC PLYXCALL,NAME='WEU2LLC.NAMPS78',DISK=PDS005,
// PROGRAM=DELTEEDIT,CORE=200K
//GO.ERMESG DD DSN=WEU2GZC.ERMESG.DELTEEDIT,VOL=SER=FILE05,
// UNIT=FILE,DISP=(OLD,KEEP)
//GO.CARDIN DD DSN=WEU2GZC.RAWDELTA,VOL=SER=FILE45,
// UNIT=FILE,DISP=(OLD,KEEP),DCB=(RECFM=FB,LRFCL=80,BLKSIZE=3120)
//GO.CARDOUT DD DSN=WEU2GZC.CARDOUT.DELTA.DATE,VOL=SER=FILE45,
// UNIT=FILE,DISP=(NEW,KEEP),DCB=(RECFM=F,LRECL=128,
// BLKSIZE=3072),SPACE=(TRK,(5,1),RLSE)
//GO.BADOUT DD DSN=WEU2GZC.BADOUT.DELTA.DATE,VOL=SER=FILE45,
// UNIT=FILE,DISP=(NEW,KEEP),DCB=(RECFM=F,LRFCL=128,
// BLKSIZE=3072),SPACE=(TRK,(2,1),RLSE)
//GO.CLAIM DD DSN=WEU2LLC.NAMPS78.INDEX(CLAINDY),VOL=SER=PDS005,
// UNIT=FILE,DISP=(SHR,KEEP)
//GO.GRADES DD DSN=WEU2GZC.PAYGRADE.DELTEEDIT,VOL=SER=FILE05,
// UNIT=FILE,DISP=OLD
//GO.OFFCODE DD DSN=WEU2LLC.NAMPS78.INDEX(DESINDXI),VOL=SER=PDS005,
// UNIT=FILE,DISP=OLD
//GO.ENLCODE DD DSN=WEU2LLC.NAMPS78.INDEX(RATINDXI),VOL=SER=PDS005,
// UNIT=FILE,DISP=(SHR,KEEP)
//GO.SYSIN DD *
OPRN YR DATE
TITL ***DELTEEDIT ROUTINE - REJECTED RECORDS***

```

Data Sets Required:

- 1) //GO.CARDIN, RAWDELTA, sorted input data set (output from DDRAWLD containing requirement changes.
- 2) //GO.CLAIM, CLAINDX, index of valid claimant codes and titles.
- 3) //GO.GRADES, PAYGRADE.DELTEEDIT, index of valid paygrades for enlisted, officer, GS civilian, and WB civilian.
- 4) //GO.OFFCODE, DESINDXI index of valid officer designators, including obsolete designator codes and replacement codes.

- 5) //GO.ENLCODE, RATINDXI, index of valid enlisted rating codes and titles.
- 6) //GO.ERMESG, ERMESG. DELTEDIT, error message data set.


Preparation:

- 1) Extract DDELTEDIT from DDJOBS78
- 2) //GO.CARDOUT,CARDOUT.DELTA.DATE,change DELTA and DATE to the data set identification.
- 3) /GO.BADOUT, BADOUT.DELTA.DATE, change DELTA and DATE to the data set identification.
- 4) //GO.SYSIN OPRN YR DATE, change YR to the current year and DATE to the current date.

Generated Output:

- 1) //GO.CARDOUT, CARDOUT.DELTA DATE, sequential data set containing valid reformatted requirements input for DDELTLTD
- 2) //GO.BADOUT, BADOUT.DELTA.DATE, sequential data set containing all invalid records.
- 3) //GO.SYSOUT, SYSOUT=A, report containing type and location of errors in the input data set RAWDELTA.

Data Set Layouts:



PROGRAM: DDELTEEDIT

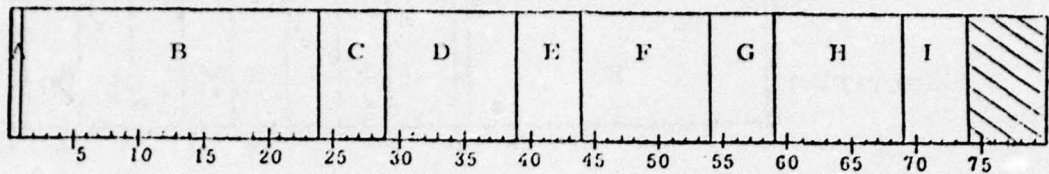
LRECL = 80

INPUT FILE: GO.CARDIN

DSORG = PS

- A - CARD TYPE
- B - SPONSOR CODE
- C - CLAIMANT CODE
- D - REASON
- E - SPP NUMBER
- F - INC/DEC SIGN
- G - INC/DEC NUMBER
- H - AFF ACTIVITY #1
- I - INC/DEC TITLE
- J - PRIORITY
- K - S/S CODE
- L - PROGRAM ELEMENT #
- M - UIC #1
- N - CHANGE TYPE
- O - USING ACTIVITY
- P - START YEAR
- Q - AFF ACTIVITY #2 (IF APPLICABLE)

CARD TYPE 2



PROGRAM: DDELTEDIT

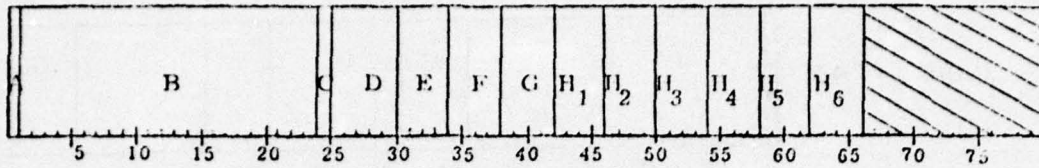
LRECL = 80

INPUT FILE: GO.CARDIN

DSORG = PS

- A - CARD TYPE (2)
- B - IDENTIFICATION INFORMATION
(SEE GO.CARDIN CARD TYPE #1)
- C - UIC #2
- D - AFF ACTIVITY #3
- E - UIC #3
- F - AFF ACTIVITY #4
- G - UIC #4
- H - AFF ACTIVITY #5
- I - UIC #5

CARD TYPE 3



PROGRAM: DDELTEDIT

LRECL = 80

INPUT FILE: GO.CARDIN

DSORG = PS

A - CARD TYPE = 3

B - IDENTIFICATION INFORMATION
(SEE GO.CARDIN CARD TYPE #1)

C - OEGW

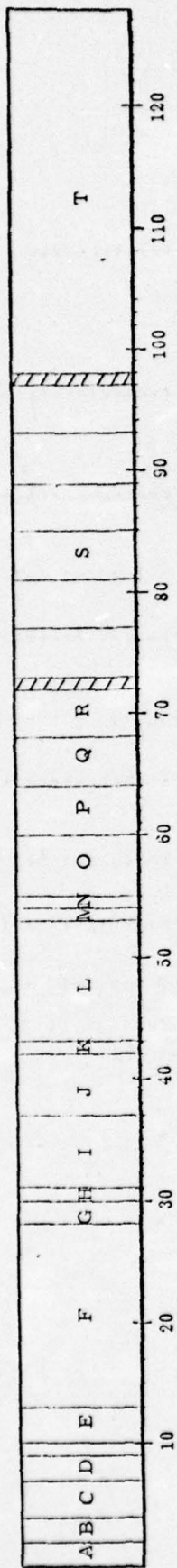
D - BILLET SEQUENCE NUMBER

E - RATING/DESIGNATOR

F - PAYGRADE

G - PRI/NOBC/NEC

H₁ - H₆ - INCREMENTS/DECREMENTS FOR FISCAL YEARS 77-82



LRECL = 128

DSORG = PS

PROGRAM: DDELTDIT

OUTPUT FILE: GO.CARDOUT

S - BILLETS (SIX DIMENSIONAL ARRAY OF FOUR CHARACTERS)

T - DELTA FLAG (30 FLAGS OF ONE CHARACTER EACH)

- A - SPONSOR
- B - CLAIMANT
- C - CHARACTERS 'SPP'
- D - SPP NUMBER
- E - INCREMENT/DECREMENT NUMBER
- F - TITLE
- G - PRIORITY
- H - SEA SHORE CODE
- I - PE NUMBER
- J - UIC
- K - CHANGE TYPE
- L - ACTIVITY
- M - SUB CODE
- N - CEGW
- O - BILLET SEQUENCE NUMBER
- P - RATING DESIGNATOR
- Q - PAYGRADE
- R - NEC

Sample Output:

```
*****  
ALL RECORDS:          0560SPP01  6710001400  ARE INVALID  
****ERROR: INVALID INC/DEC NUMBER  
****ERROR: INVALID PRIORITY  
****ERROR: USING ACTIVITY NOT EQUAL TO APP ACTIVITY FOR CHANGE TYPE3  
****ERROR: INVALID START YEAR
```

```
*****  
CARD 2 IS INVALID  
CARD 2 INFORMATION:    20570SPP01-002671800210V07777  
****ERROR: ID INFORMATION DOES NOT MATCH CARD TYPE 1
```

```
*****  
CARD 3 FOR THE FOLLOWING ACTIVITIES IS REJECTED  
ACTIVITY:              6718002100  
ACTIVITY:              6818002111  
CARD 3 INFORMATION:    30570SPP01-00367180021002    4100  058346+000  -2-2  -2  -2  -2  
****ERROR: ID INFORMATION DOES NOT MATCH CARD TYPE 1
```

```
*****  
CARD 3 FOR THE FOLLOWING ACTIVITIES IS REJECTED  
ACTIVITY:              6718002100  
ACTIVITY:              6818002111  
CARD 3 INFORMATION:    30570SPP01-00267180021001    1311  033290+000-1  -1  -1  -1  -1  
****ERROR: ID INFORMATION DOES NOT MATCH CARD TYPE 1
```

```
*****  
CARD 3 FOR THE FOLLOWING ACTIVITIES IS REJECTED  
ACTIVITY:              CSGN A  
ACTIVITY:              CSGN B  
CARD 3 INFORMATION:    303600T02+001CSGN A    2    QW    08    +000+000+000+1  +1  +1  
****ERROR: INVALID DESIGNATED RATING
```

```
*****  
CARD 3 FOR THE FOLLOWING ACTIVITIES IS REJECTED  
ACTIVITY:              6718002100  
CARD 3 INFORMATION:    30570SPP01-00367180021002    6800E18  8346+000-1  -1  -1  -1  -1  
****ERROR: INVALID PAYGRADE
```

3.3.2 DDELTLD

The Job and Its Purpose:

DDELTLD (COBOL) is the program which loads all changes to the IDMS data base using the output from DDELTEDIT. Input records are sorted by mission sponsor and increment/decrement number before being loaded according to a predefined schema.

```
//JJJDEX JCB (WEU2,396,C,3000,30), 'POM 78 NAMPS', MSGLEVEL=(2,0)
//SORT EXEC LITSRT, REGION=200K
//LSORT.SORTIN DD DSN=WEU2JJJ.CARDOUT.DELTA.DATE, UNIT=FILE,
//          DISP=OLD, DCE=(LRECL=128, BLKSIZE=3072, RECFM=FB),
//          VOL=SER=FILE45
//LSORT.SORTOUT DD DSN=*.SORTIN, UNIT=FILE, VOL=SER=FILE45,
//          DISP=(OLD, KEEP), DCE=*.SORTIN
//LSORT.SYSIN DD *
//DELTLD EXEC PGM=DELTLD, REGION=300K
//* *****
//* ***** $$          EXECUTE  DELTLD          *****
//* *****
//STEPLIB DD DSN=WEU2ILC.NAMPS78, UNIT=FILE, VOL=SER=PDS008, DISP=SHR
//NAMPSDB DD DSN=WEU2JJJ.NAMPSDB, UNIT=FILE, VOL=SER=FILE43, DISP=OLD
//SYSOUT DD SYSOUT=A, DCB=(LRECL=133, BLKSIZE=133)
//IDMSJRNL DD DUMMY
//INFILE DD DSN=WEU2JJJ.CARDOUT.DELTA.DATE, UNIT=FILE, VOL=SER=FILE45,
//          DISP=SHR
```

Data Sets Required:

- 1) //LSORT.SORTIN, CARDOUT.DELTA.DATE, output from DDELTEDIT,
- 2) //NAMPSDB, NAMPSDB, the NAMPS IDMS data base
- 3) //INFILE, CARDOUT.DELTA.DATE, output from DDELTEDIT after sort operation.

Preparation:

- 1) Extract DDELTLTLD from DDJOBS78
- 2) //LSORT.SORTIN, CARDOUT.DELTA.DATE, change DELTA and DATE to appropriate data set identifications.
- 3) //INFILE, same as step 2

Generated Output:

- 1) //LSORT.SORTOUT, CARDOUT.DELTA.DATE, sorted output from DDELTEEDIT.
- 2) //SYSOUT, SYSOUT=A, list of all records loaded into IDMS data base.

3.4 DeltaQuery/Select

The Delta Query/Select subsection of Delta Subsystem consists of two programs which interface with the MININAMPS IDMS database. The DELTAQ program allows the user to interactively query the data base, and a batch version, DELTAQB, is used when large amounts of output are expected or immediate results are not necessary.

3.4.1 DELTAQ.CLIST

The Job and Its Purpose:

DELTAQ.CLIST allows the user to interactively query the contents of the IDMS database. The user may query a specific delta for billets which meet specified criteria and to array the output in one of several ways. For each query command, only those records which meet delta restrictions as well as range requirements will be considered.

NOTE: The user should be familiar with interactive command language used in the TSO operating environment. A detailed explanation of all commands required to execute DELTAQ.CLIST is found in POM-78 DELTA QUERY-USER'S GUIDE in Appendix G.

The program DELTAQ is in load module form and is a member of the load library WEU2LLC.NAMPS78.LOAD; the source code for DELTAQ is found in WEU2LLC.PROG78.

```
FREEALL
TERM LINESIZE(81)
ALLOC FILE(NAMPSDB) DS('WEU2JJJ.NAMPSDB'/KEY) SHR VOL(FILE43)
ALLOC FILE(IDMSJRN) BL(6512) SPACE(900,100) NEW
ALLOC FILE(SPOINDX) DA('WEU2LLC.NAMPS78.INDEX(SPOINDX)'/KEY) SHR VOL(PDS005)
ALLOC FILE(TITI) DA('WEU2JJJ.TITLES'/KEY) SHR VOL(FILE05)
ALLOC FILE(QMSG) DA('WEU2JJJ.QMSG'/KEY) SHR VOL(FILE05)
ALLOC FILE(SIDS) DA('WEU2JJJ.SIDS'/KEY) SHR VOL(FILE05)
ALLOC FILE(QJRNL) DA('WEU2JJJ.QJRNL'/KEY) MOD VOL(FILE05)
ALLOC FILE(PRNTF) DA('WEU2JJJ.PRNTF'/KEY) MOD VOL(FILE05)
ALLOC FILE(SYSIN) DA(*)
ALLOC FILE(SYSPRINT) DA(*)
CALL'WEU2LLC.NAMPS78(DELTAQ)'/KEY
FREEALL
WHEN SYSRC(EQ 511) SUBMIT DDDELTAQB HOLD
END
```

Data Sets Required:

- 1) ALLOC FILE (NAMPSDB), NAMPSDB, IDMS database.
- 2) ALLOC FILE (SPOINDX), SPOINDX, index of valid program element sponsor codes and titles.

- 3) ALLOC FILE (TITL), TITLES, sequential file containing header titles for terminal display.
- 4) ALLOC FILE (SIDS), SIDS, sequential file containing valid mission sponsor codes with increment/decrement numbers

Preparation:

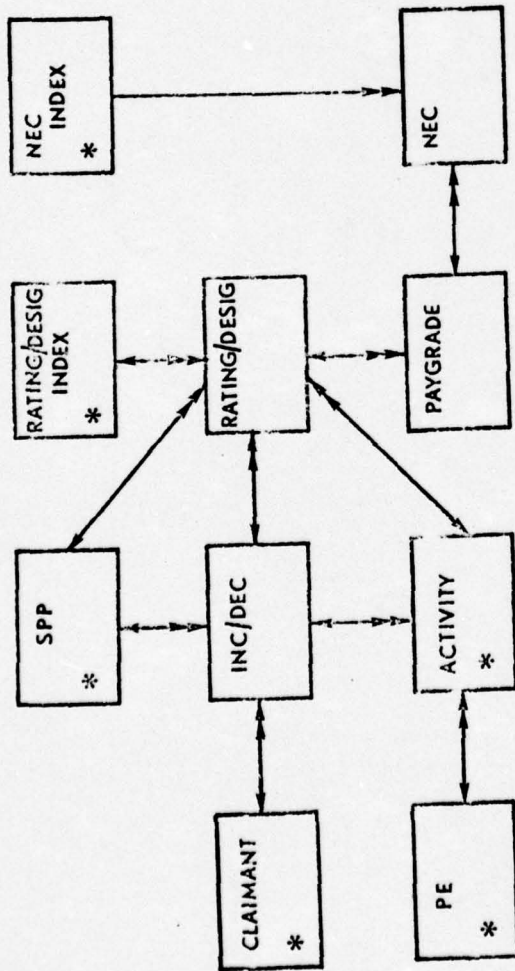
DELTAQ.CLIST is executed in the TSO operating environment and therefore requires cataloging certain data sets prior to execution. A detailed explanation of this procedure is found in the data set WEU2GSX.QUERY.RESTORE on disk file 07.

Generated Output:

- 1) ALLOC FILE (QJRNL), journal containing date, time, and commands used in each terminal session.
- 2) ALLOC FILE (PRNTF), sequential file with PRNT command information accessed in batch version of delta query (DELTAQB)
- 3) ALLOC FILE (SYSPRINT), terminal session output
See Sample Session.

Data Set Layout & IDMS SCHEMA:

DELTAGG (IDMS DATABASE)



* ENTRY POINTS

↔ Indicates access path in both directions.

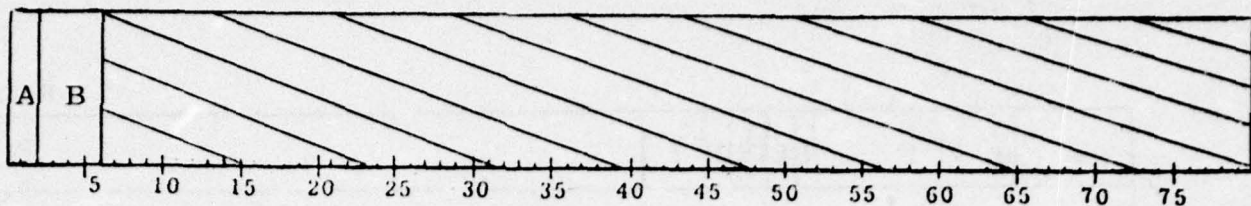
→ Indicates access path in one direction only

↔ Indicates one to many relationship.

DATA ITEMS AVAILABLE

RECORD TYPE

SPP:	SPP Number
CLAIMANT:	CLAIMANT code, long title
RATING/DESIG. INDEX:	RATING/DESIG. abbreviation, numeric RATING/DESIG. code, Rating Group code
INC/DEC:	INC/DEC number, INC/DEC title, Priority code, delta flags, SPONSOR code
RATING/DESIG.	RATING/DESIG. code, OEGW code, Billet quantity - FY 77 thru FY 82, delta flags
ACTIVITY:	ACTIVITY code, UIC, REASON code
PAYGRADE:	PAYGRADE code, Billet quantity - FY 77 thru FY 82.
NEC INDEX:	NEC code
NEC:	NEC/NOBC codes, Billet quantity - FY 77 thru FY 82
PE:	Program Element number



PROGRAM: DELTAQ


LRECL = 6

FILE: SIDS

DSORG = PS

A - SPONSOR #

B - INC-DEC NUMBER



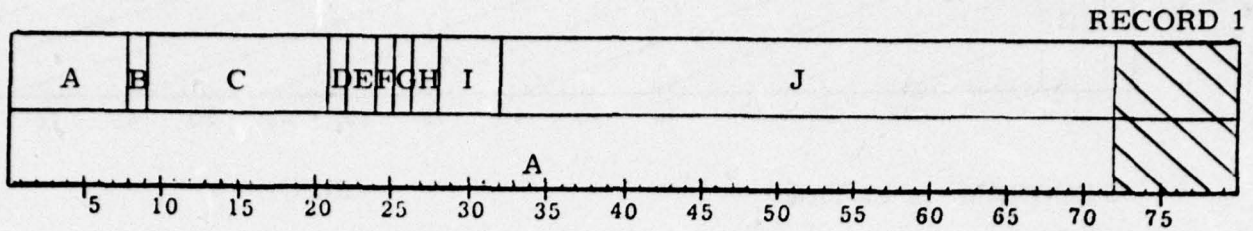
PROGRAM: DELTAQ

LRECL = 80

FILE: QJRNL

DSORG = PS

A - LEFT JUSTIFIED IMAGE OF INPUT COMMAND (SEE APPENDIX G)



PROGRAM: DELTAQ

LRECL = 72

FILE: PRNTF

DSORG = PS

RECORD 1: A - DATE

B - FILLER

C - TIME

D - FILLER

E - DELTA

F - BASE (OEGW)

G - FILLER

H - ILOC VARIABLE

I - ENLISTED RATING (RDS-EHOLD)

J - RANG VARIABLE (2.5) '9999'

RECORD 2: A - LEFT JUSTIFIED IMAGE OF 'PRNT' COMMAND
(SEE APPENDIX G)

3.4.2 DDELTAQB

The Job and Its Purpose:

DDELTAQB is the batch version of DELTAQ and is designed to process requests specifying large amounts of output or results which are not required immediately. DELTAQB is initiated from the interactive session using the "PRNT" command. Upon entering the command, syntax and range checks are made. The command, along with other necessary information, is written to a file and is accessed when the batch program executes.

```
//JJJPRNT JOB (WEU2,386,B), 'POM 78 NAMPS', MSGLEVEL=(2,0)
/*ROUTE PRINT REMOTE70
/*NOTIFY
//* *****
//* ***** $$ DELTAQ BATCH PRNT ROUTINE *****
//* *****
//DELTAQB EXEC PGM=DELTAQB, REGION=180K
//STEPLIB DD DSN=WEU2LLC.NAMPS78, UNIT=FILE, VOL=SER=PDS005, DISP=SHR
//NAMPSDB DD DSN=WEU2JJJ.NAMPSDB, UNIT=FILE, VOL=SER=FILE43, DISP=SHR
//SYSPRINT DD SYSOUT=A
//SYSOUT DD SYSOUT=A, DCB=(LRECL=133, BLKSIZE=133)
//SYSUDUMP DD DUMMY
//IDMSJRNL DD DUMMY
//QJRNL DD DUMMY, DCB=(LRECL=80, BLKSIZE=3120, RECFM=FB)
//SPOINDEX DD DSN=WEU2LLC.NAMPS78.INDEX(SPOINDEX), UNIT=FILE,
// DISP=SHR, VOL=SER=PDS005
//TITL DD DSN=WEU2JJJ.TITLES, UNIT=FILE, VOL=SER=FILE05, DISP=SHR
//PRNTF DD DSN=WEU2JJJ.PRNTF, UNIT=FILE, VOL=SER=FILE05, DISP=OLD
//SYSIN DD *
```

Data Sets Required:

- 1) //NAMPSDB, NAMPSDB, IDMS data base
- 2) //SPOINDEX, SPOINDEX, index containing valid sponsor codes and titles.
- 3) //TITL, TITLES, sequential file containing header titles for output display.

- 4) //PRNTF, PRNTF, sequential file with PRNT command information.

Preparation:

- 1) Extract DDELTAQB from DDJOBS78
- 2) Insure that DELTAQ.CLIST was executed and that PRNT commands specifying information to be retrieved from the IDMS data base were issued.

Generated Output:

- 1) //SYSOUT, SYSOUT=A, date, time, delta base, and the command line prefixed to each set of output.

3.5 Delta Extract

The Delta Extract subsection of Delta Subsystem is a set of programs designed to retrieve information from the IDMS database for special purpose reporting or formatting. Programs in this subsection provide the primary input for the Support and Enlisted NEC Subsystems.

3.5.1 DDELTEXT

The Job and Its Purpose:

DDELTEXT extracts billet information for a specified delta from the IDMS data base. Information consists of billets by fiscal year and paygrade for unique sponsor, rating, and program element. The output is processed by the Support Subsystem which adds required support billets.

```
//JJJDEXT JOB (WEU2,386,C,100),'POM 78 NAMPS',MSGLEVEL=(2,0)
//DELTEXT EXEC PGM=DELTEXT,REGION=160K
//* *****
//* ***** $$ EXTRACT DATA BASE DELTA *****
//* *****
//STEPLIB DD DSN=WEU2LLC.NAMPS78,UNIT=FILE,VOL=SER=PDS008,DISP=SHR
//NAMPSDB DD DSN=WEU2JJJ.NAMPSDB,UNIT=FILE,VOL=SER=FILE43,DISP=SHR
//IDMSJRNL DD DUMMY
//SYSOUT DD SYSOUT=A
//SYSPRINT DD SYSOUT=A
//SYSIN DD *
//OUTFILE DD DSN=WEU2JJJ.DEITA01,UNIT=FILE,VOL=SER=FILE28,
// DCB=(RECFM=FB,LRECL=231,BLKSIZE=12936),
// SPACE=(TRK,(99,9),RLSE),DISP=(OLD,KEEP)
```

Data Sets Required:

- 1) //NAMPSDB, NAMPSDB, the NAMPS IDMS data base.
- 2) //STEPLIB, IDMSLIB, load module library containing DELTEXT program

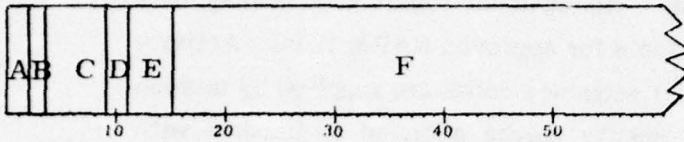
Preparation:

- 1) Extract DDELTEXT from DDJOBS78
- 2) //OUTFILE, DELTAXX, change XX to the delta number being extracted
- 3) //SYSIN
CNTR XX, change XX to the delta number

Generated Output:

- 1) //OUTFILE, DELTAXX, extracted billet information used by Support Subsystem.

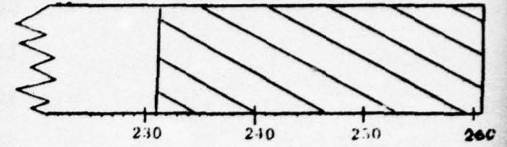
Data Set Layouts:



PROGRAM: DELTEXT

FILE: OUTFILE

- A - DELTA NUMBER
- B - OEGW
- C - PROGRAM ELEMENT NUMBER
- D - SPONSOR NUMBER
- E - RATE ABBREVIATION
- F - FISCAL YR X GRADE ARRAY (6x9)



LRECL = 261

DSORG = PS

3.5.2 DDFINREP

The Job and Its Purpose

DDFINREP produces a report displaying rating/designator, paygrade, NEC/NOBC, and billets for approved increments and decrements defined by the selected delta. An optional report will display only total requirements for approved NARM titles. Activity titles and billet sequence codes are supplied by mission sponsors and quality maybe adjusted to balance with approved NARM totals. DDFINREP is used by OP-103 to update MAFIOSO and by OP-100 to update the MAPMIS billet file.

```
//GZCREP JOB (WEU2,386,C,100,30),'POM 78 NAMPS',MSGLEVEL=(2,0)
/*NOTIFY
//*      *****                               *****
//*      ***** $$      EXECUTE  FINREP      *****
//*      *****                               *****
//FINREP EXEC PGM=FINREP,REGION=300K
//STEPI1B DD DSN=WEU2ILC.NAMPS78,UNIT=FILE,VOL=SER=PDS008,DISP=SHR
//NAMPSDB DD DSN=WEU2JJJ.NAMPSDB,UNIT=FILE,VOL=SER=FILE43,
//      DISP=SHR
//SYSUDJMP DD DUMMY
//IDMSJRNL DD DUMMY
//SYSOUT DD SYSOUT=A
//SYSPRINT DD SYSOUT=A,DCB=(RECFM=FBA,LRECL=133,BLKSIZE=1330)
//SPOINDX DD DSN=WEU2LLC.NAMPS78.INDEX(PESTNDX),DISP=SHR,UNIT=FILE,
// VOL=SER=PDS005,DCB=(RECFM=FB,LRECL=80,BLKSIZE=3120)
//SPPINDY DD DSN=WEU2GZC.NARMSID,DISP=SHR,UNIT=FILE,
// VOL=SER=FILE08,DCB=(RECFM=FB,LRECL=80,BLKSIZE=3120)
//RATINDY DD DSN=WEU2LLC.NAMPS78.INDEX(RATINDXI),DISP=SHR,UNIT=FILE,
// VOL=SER=PDS005,DCB=(RECFM=FB,LRECL=80,BLKSIZE=3120)
//SYSIN DD *,DCB=BLKSIZE=80
CNTLOE
DELT20
SPPN09 09
```


Data Sets Required

- 1) //NAMPSDB, NAMPSDB, IDMS database
- 2) //SPOINDEX, PESINDEX, index containing valid program element sponsor codes and titles.
- 3) //SPPINDEX, NARMSID, sequential file containing approved NARM mission sponsor codes, increments/decrements, and titles.
- 4) //RATINDEX, RATINDEXI index of valid rating codes and titles.

Preparation:

- 1) Extract DDFINREP from DDJOBS78
- 2) //SYSIN, change control cards to indicate type of report, delta number, and range of mission sponsors.
 - a) CNTL Parm Card, insert type of report (col 6)
 - '0' = full report
 - '1' = totals by NARM titles
 - b) CNTL Parm Card, insert lines control character (col 8)
 - '0' = do not skip lines when quality > 1.
 - '1' = skip lines when quality > 1.
 - c) SPPN Parm Card, insert range of mission sponsors to be included in the report.
- 3) //SYSPRINT, SYSOUT=A, implementation report in specified format (See Sample Output)

SEP# 08

TOTAL OFFICERS FOR: MNGHENT + CONTROL

TOTAL ENLISTED FOR: MNGHENT + CONTROL

TOTAL OFFICERS FOR: NAVY MANPOWER PRO

TOTAL ENLISTED FOR: NAVY MANPOWER PRO

TOTAL OFFICERS FOR: RED SHORE ESTAB

TOTAL ENLISTED FOR: RED SHORE ESTAB

TOTAL OFFICERS FOR: PCS PROCEED TIME

TOTAL ENLISTED FOR: PCS PROCEED TIME

TOTAL OFFICERS FOR: ACCESSION LEAD TIME

TOTAL ENLISTED FOR: ACCESSION LEAD TIME

TOTAL OFFICERS FOR SPP# 08

TOTAL ENLISTED FOR SPP# 08

SAMPLE OUTPUT:

E/A	EOE	EX7B	EX7Y	EX10	EX61	EXF2
0004	0004	0004	0004	0004	0004	0004
0001	0001	0001	0001	0001	0001	0001
0003	0003	0003	0003	0003	0003	0003
0038	0038	0038	0038	0038	0036	0038
0000	0000	0000	0000	0000	0000	0000
-1000	-1000	-1000	-1000	-1000	-1000	-1000
-0130	-0130	-0130	-0130	-0130	-0130	-0130
-0697	-0697	-0697	-0697	-0697	-0697	-0697
0979	0979	0979	0551	0143	0059	0044
4400	4400	4400	0000	0000	0000	0000
0856	0856	0856	0428	0020	-0064	-0079
2742	2742	2742	-1658	-1658	-1658	-1658

SPP# 01 SPONSOR: OP-03

INC/DEC# -312 TITLE: TWO ATP TO NRP

ACTIVITY CODE: G306-0161-00 ACTIVITY NAME:

A BSC BILLET TITLE

UIC: 07161

PNORC/PNEC	DES/GRD	RTG/RATE	RANK/PG	EFF DATE	B/A	JOB	FY78	FY79	FY80	FY81	FY82
9274	1110K		02		-001	-001	-001	-001	-001	-001	-001
9274	1110K		02		-001	-001	-001	-001	-001	-001	-001
0000		BM3	E04		-0002	-0002	-0002	-0002	-0002	-0002	-0002
0000		EMPV	E03		-001	-001	-001	-001	-001	-001	-001
0000		ENPV	E03		-001	-001	-001	-001	-001	-001	-001
4294		EN3	E04		-001	-001	-001	-001	-001	-001	-001
4244		EN3	E04		-001	-001	-001	-001	-001	-001	-001
1436		ETP3	E04		-001	-001	-001	-001	-001	-001	-001
9770		HTPN	E03		-001	-001	-001	-001	-001	-001	-001
5343		HT3	E04		-001	-001	-001	-001	-001	-001	-001
4952		HT2	E05		-001	-001	-001	-001	-001	-001	-001
3532		HSSN	E03		-001	-001	-001	-001	-001	-001	-001
0000		Q*SN	E03		-001	-001	-001	-001	-001	-001	-001
0000		S*SN	E03		-001	-001	-001	-001	-001	-001	-001
0000		SA	E02		-002	-002	-002	-002	-002	-002	-002
9700		SN	E03		-001	-001	-001	-001	-001	-001	-001
9700		SN	E03		-002	-002	-002	-002	-002	-002	-002

TOTAL OFFICERS FOR ACTIVITY 0306-0161-00

TOTAL ENLISTED FOR ACTIVITY 0306-0161-00

-0017 -0017 -0017 -0017 -0017 -0017 -0017 -0017 -0017

3.5.3 DDNECDMP

The Job and Its Purpose:

DDNECDMP is an extracting and reformatting program designed to output a data set used as a primary input to the Enlisted NEC Subsystem. Information is retrieved from the MINI-NAMPS IDMS database by rating, paygrade, NEC, billets count, and sea shore code. The reformatted records are stored in file NECDELXX for subsequent processing.

```
//GSYNEC JOB (WEU2,386,C,100,30),'POM 78 NAMPS',MSGLEVEL=(2,0)
//GO EXEC PLYCALL,NAME='WFU2LLC.NAMPS78',DISK=PDS005,
//      PROGRAM=NECDMP,CORE=200K
//* *****
//* ***** $F      EXECUTE *****
//* *****
//STEPLIB DD DSN=WEU2LLC.NAMPS78,UNIT=FILE,VOL=SER=PDS008,DISP=SHR
//NAMPSDB DD DSN=WEU2JJJ.NAMPSDB,UNIT=FILE,VOL=SER=FILE743,DISP=SHR
//FNEC DD DSN=WEU2GSX.NECDELXX,UNIT=FILE,VOL=SER=FILE28,DISP=(NEW,KEEP),
//      DCB=(RECFM=FB,LRFL=53,BLKSIZE=3498),SPACE=(TRK,(50,5),RLSE)
//IDMSJRNL DD DUMMY
//SVSPRINT DD SYSOUT=A
```

Data Sets Required:

- 1) //NAMPSDB, NAMPSDB, MINI-NAMPS IDMS data base.


Preparation:

- 1) Extract DDNECDMP from DDJOBS78
- 2) //FNEC, NECDELXX, change XX to the delta number.
- 3) Submit a Class C job - execution time = 100.

Generated Output:

- 1) //FNEC, NECDELXX, extracted NEC information within delta XX formatted as input for Enlisted NEC Subsystem.

Data Set Layout:



PROGRAM: NECDUMP

LRECL = 53

OUTPUT FILE: FNEC

DSORG = PS

A - ACTIVITY

B - RATING

C - PAYGRADE

D - NEC

E - BILLETS (Array of 6 years, each year contains 5 characters)

F - SEA SHORE CODE

3.6 DB Delta Bypass

The Delta Bypass subsection is a set of procedures which allow the users of MINI-NAMPS 78 the alternative of extracting, formatting, and summarizing data within a specified delta without accessing the IDMS database. Due to the time constraints involved in reloading the data base in the event of a sudden System failure, this subsection was provided as a backup procedure. Thus the functioning of other MINI-NAMPS subsystem need not be degraded because of DATA BASE problems.

3.6.1 DDBPSELCT

The Job and Its Purpose:

DDBPSELCT performs the same function as DDDELTEXT while by-passing the IDMS MINI-NAMPS data base. Mission sponsor codes with associated increment/decrement numbers for a specified delta are contained in a sequential input file. Records with matching sponsor-inc/dec combinations are subsequently extracted from the CARDOUT.DELTA.DATE file for reformatting by DDBPFORMAT.

```

//LLCBPASS JOB (WEU2,386,B,30,30),' POM 78 NAMPS ',MSGLEVEL=(2,0)
//STEP01 EXEC PGM=SORT,REGION=300K,PARM='SIZE=MAX'
//SORTIN DD DSN=WEU2JJJ.CARDOUT.DELTA.DATE,VOL=SER=FILE44,
// DISP=(SHR,KEEP),UNIT=FILE,DCB=(RECFM=FB,LRECL=128,BLKSIZE=3072)
// DD DSN=WEU2JJJ.CARDOUT.DELTA.DATE,VOL=SER=FILE45,
// DISP=(SHR,KEEP),UNIT=FILE,DCB=(RECFM=FB,LRECL=128,BLKSIZE=3072)
// DD DSN=WEU2JJJ.CARDOUT.DELTA.DATE,VOL=SER=FILE44,
// DISP=(SHR,KEEP),UNIT=FILE,DCB=(RECFM=FB,LRECL=128,BLKSIZE=3072)
// DD DSN=WEU2JJJ.CARDOUT.DELTA.DATE,VOL=SER=FILE44,
// DISP=(SHR,KEEP),UNIT=FILE,DCB=(RECFM=FB,LRECL=128,BLKSIZE=3072)
// DD DSN=WEU2JJJ.CARDOUT.DELTA.DATE,VOL=SER=FILE44,
// DISP=(SHR,KEEP),UNIT=FILE,DCB=(RECFM=FB,LRECL=128,BLKSIZE=3072)
// DD DSN=WEU2JJJ.CARDOUT.DELTA.DATE,VOL=SER=FILE44,
// DISP=(SHR,KEEP),UNIT=FILE,DCB=(RECFM=FB,LRECL=128,BLKSIZE=3072)
// DD DSN=WEU2JJJ.CARDOUT.DELTA.DATE,VOL=SER=FILE45,
// DISP=(SHR,KEEP),UNIT=FILE,DCB=(RECFM=FB,LRECL=128,BLKSIZE=3072)
//SORTOUT DD DSN=EE&DBASE,DISP=(NEW,PASS,DELETE),UNIT=SYSDA,
// DCB=(RECFM=FB,LRECL=128,BLKSIZE=12928),SPACE=(TRK,(150,10),RLSE),
// SEP=(SORTIN)
//SORTLIB DD DSN=ESORTLIB,DISP=(SHR,PASS),SEP=(SORTIN,SORTOUT)
//SORTWK01 DD UNIT=SYSDA,SPACE=(CYL,(10),,CONTIG),
// SEP=(SORTIN,SORTOUT,SORTLIB)
//SORTWK02 DD UNIT=SYSDA,SPACE=(CYL,(10),,CONTIG),
// SEP=(SORTIN,SORTOUT,SORTLIB,SORTWK01)
//SORTWK03 DD UNIT=SYSDA,SPACE=(CYL,(10),,CONTIG),
// SEP=(SORTIN,SORTOUT,SORTLIB,SORTWK01,SORTWK02)
//SYSOUT DD SYSOUT=A
//SYSUDUMP DD DUMMY
//SYSIN DD *
    SORT FIELDS=(8,6,A),FORMAT=CH,FILSZ=E20000
    END
//STEP02 EXEC PGM=SORT,REGION=300K,PARM='SIZE=MAX'
//SORTIN DD DSN=WEU2LLC.SID.INDEX,DISP=(SHR,KEEP),UNIT=FILE,
// VOL=SER=FILE06,DCB=(RECFM=FB,LRECL=80,BLKSIZE=3120)
//SORTOUT DD DSN=EE&INCDEC,DISP=(NEW,PASS,DELETE),UNIT=SYSDA,
// DCB=*.SORTIN,SPACE=(TRK,(10,1),RLSE)
//SORTLIB DD DSN=ESORTLIB,DISP=(SHR,PASS),SEP=(SORTOUT)
//SORTWK01 DD UNIT=SYSDA,SPACE=(CYL,(10),,CONTIG),
// SEP=(SORTOUT,SORTLIB)
//SORTWK02 DD UNIT=SYSDA,SPACE=(CYL,(10),,CONTIG),
// SEP=(SORTOUT,SORTLIB,SORTWK01)
//SORTWK03 DD UNIT=SYSDA,SPACE=(CYL,(10),,CONTIG),
// SEP=(SORTOUT,SORTLIB,SORTWK01,SORTWK02)
//SYSOUT DD SYSOUT=A
//SYSUDUMP DD DUMMY
//SYSIN DD *
    SORT FIELDS=(1,6,A),FORMAT=CH,FILSZ=E1000
    END
//STEP09 EXEC DSSCR,NAME='WEU2LLC.DELTAXX.EXTRACT',DISK=FILE32
//STEP03 EXEC CBLACALL,NAME='WEU2LLC.NAMPS78',DISK=PDS005,
// PROGRAM=BPSELECT,CORE=80K
//GO.DBASE DD DSN=EE&DBASE,DISP=(OLD,DELETE),UNIT=SYSDA,
// DCB=*.STEP01.SORTOUT
//GO.INCDEC DD DSN=EE&INCDEC,DISP=(OLD,DELETE),UNIT=SYSDA,
// DCB=*.STEP02.SORTOUT
//GO.SBASE DD DSN=WEU2LLC.DELTAXX.EXTRACT,DISP=(NEW,KEEP),UNIT=FILE,
// DCB=(RECFM=FB,LRECL=128,BLKSIZE=3072),VOL=SER=FILE32,
// SPACE=(TRK,(100,10),RLSE)
//GO.SYSIN DD *
XX WHERE 'XX' IS DELTA NUMBER

```

Data Sets Required:

- 1) //SORTIN,CARDOUT.DELTA.DATE, output from DELTEDIT containing requirement changes
- 2) //SORTIN,SID.INDEX, file containing mission sponsor codes and increment/decrement numbers for a given delta.

Preparation:

- 1) Extract DDBPSELCT from DDJOBS78
- 2) //SORTIN, CARDOUT.DELTA.DATE, change DELTA and DATE to appropriate identification code.
- 3) //STEP09 , DELTAXX, EXTRACT
//GO.SBASE , DELTAXX. EXTRACT
//SORTIN , DELTAXX.EXTRACT
change XX to the appropriate delta number.

Generated Output:

- 1) //GO.SBASE, DELTAXX, EXTRACT, extracted records for delta XX

3.6.2 DDBPFORMAT

The Job and Its Purpose:

DDBPFORMAT reformats the DELTAXX.EXTRACT data set created by DDBPSELCT. The reformatted data is stored in a sequential file and is referenced by the Support Subsystem.

```
//LLCBPFOR JOB (WEU2,386,B,30,30),'POM 78 NAMPS'  
//STEP05 EXEC PGM=SORT,REGION=300K,PARM='SIZE=MAX'  
//SORTIN DD DSN=WEU2LLC.DELTAXX.EXTRACT,DISP=(SHR,KEEP),UNIT=FILE,  
// DCB=*.STEP03.GO.SBASE,VOL=SER=FILE32  
//SORTOUT DD DSN=88SBASES,DISP=(NEW,PASS,DELETE),UNIT=SYSDA,  
// DCB=*.STEP01.SORTOUT,SPACE=(TRK,(100,10),RLSE),  
// SEP=(SORTIN)  
//SORTLIB DD DSN=8SORTLIB,DISP=(OLD,PASS),SEP=(SORTIN,SORTOUT)  
//SORTWK01 DD UNIT=SYSDA,SPACE=(CYL,(10),,CONTIG),  
// SEP=(SORTIN,SORTOUT,SORTLIB)  
//SORTWK02 DD UNIT=SYSDA,SPACE=(CYL,(10),,CONTIG),  
// SEP=(SORTIN,SORTOUT,SORTLIB,SORTWK01)  
//SORTWK03 DD UNIT=SYSDA,SPACE=(CYL,(10),,CONTIG),  
// SEP=(SORTIN,SORTOUT,SORTLIB,SORTWK01,SORTWK02)  
//SYSOUT DD SYSOUT=A  
//SYSUDUMP DD DUMMY  
//SYSIN DD *  
    SORT FIELDS=(1,2,A,55,1,A,61,4,A),FORMAT=CH,FILSZ=E20000  
    END  
//STEP08 EXEC DSSCR,NAME='WEU2JJJ.DELTAXX',DISK=FILE32  
//STEP06 EXEC CBLACALL,NAME='WEU2LLC.NAMPS78',DISK=PDS005,  
// PROGRAM=BPFORMAT,CORE=150K  
//GO.SBASE DD DSN=88SBASES,DISP=(OLD,DELETE),UNIT=SYSDA,  
// DCB=*.STEP01.SORTOUT  
//GO.DELTAX DD DSN=WEU2JJJ.DELTAXX,DISP=(NEW,KEEP,DELETE),UNIT=FILE,  
// VOL=SER=FILE32,DCB=(RECFM=FB,LRECL=339,BLKSIZE=128*2),  
// SPACE=(TRK,(100,10),RISE)  
//GO.SYSIN DD *  
XX WHERE 'XX' IS DELTA INC/DEC NUMBER
```

Data Sets Required:

- 1) //GO.DELT2, DELTAXX. EXTRACT, output from DDBPSELCT containing sorted requirement data for delta XX.

Preparation:

- 1) Extract DDBPFORMAT from DDJOBS78
- 2) DELTA XX.EXTRACT, change XX to the specified delta number.
- 3) //GO.SYSIN, input the delta number

Generated Output:

- 1) //GO.DELTSX, DELTAXX, reformatted requirement data for delta XX used as input for Support Sub-system.

3.6.3 DDBPDELTRP

The Job and Its Purpose:

DDBPDELTRP produces a summary report, similar to the OP-103 Implementation Report, displaying requirements for a selected delta.

```

//GSXRPT JOB (WEU2,386,C,110,30),'POM 78 NAMPS'
//* SORTS BY SPP,INC/DEC,SPONSOR,ACTIVITY,OEGW,NEC,RATING,PAYGRADE
//SORT? EXEC LITSRT
//SORTIN DD DSN=WEU2GSX.DELTAXX.EXTRACT,UNIT=FILE,DISP=SHR,
// VOL=SER=FILE32,DCB=(LRECL=128,BLKSIZE=3072,RECFM=FB)
//SORTOUT DD DSN=WEU2GSX.SORTED.DELTAXX.EXTRACT,UNIT=FILE,
// VOL=SER=FILE28,DCB=(LRECL=128,BLKSIZE=3072,RECFM=FB),
// DISP=(NEW,KEEP),SPACE=(TRK,(130,10),RISE)
//SYSIN DD *
SOFT FIELDS=(8,2,A,10,4,A,1,2,A,44,10,A,55,1,D,69,4,A,61,4,A,65,4,A),
FORMAT=CH,SIZE=20000
/*
//GO EXEC PLYCALL,NAME='WEU2LLC.NAMPS78',DISK=PDS005,
// PROGRAM=BPDELTRP,CORE=150K,OPTIONS='CS(48)'
//GO.SPPDX DD DSN=WEU2LLC.MSPINDX,DISP=SHR,UNIT=FILE,
// VOL=SER=FILE06,DCB=(RECFM=FB,LRECL=80,BLKSIZE=3120)
//GO.SPODX DD DSN=WEU2LLC.NAMPS78.INDEX(PESINDX),DISP=SHR,UNIT=FILE,
// VOL=SER=PDS005,DCB=(RECFM=FB,LRECL=80,BLKSIZE=3120)
//GO.DATA DD DSN=WEU2GSX.SORTED.DELTAXX.EXTRACT,UNIT=FILE,DISP=SHR,
// VOL=SER=FILE28,DCB=(LRECL=128,BLKSIZE=3072,RECFM=FB)
//GO.SYSPRINT DD SYSOUT=A
//GO.DIAGNOS PD SYSOUT=A
//GO.SYSOUT DD SYSOUT=A
```

Data Sets Required:

- 1) //SORTIN, DELTAXX.EXTRACT, output from DDBPSELCT
- 2) //GO.SPPDX, MSPINDX, index of valid mission sponsor codes and titles.
- 3) //GO.SPODX, PESINDX, index of valid program element sponsor codes and titles.
- 4) //GO.DATA, SORTED.DELTAXX.EXTRACT, sorted output from DDBPSELCT

Preparation:

- 1) Extract DDBPDELTRP from DDJOBS78
- 2) //SORTIN, DELTAXX.EXTRACT, change XX to specified delta number
- 3) //SORTOUT, SORTED.DELTAXX.EXTRACT, change XX to specified delta number.
- 4) //GO.DATA, SORTED.DELTAXX.EXTRACT, change XX to the specified delta number.

Generated Output:

- 1) //SORTOUT, SORTED.DELTAXX.EXTRACT, sorted output from DDBPSELCT
- 2) //SYSOUT, SYSOUT=A, summary report

Data Set Layouts:

A	B	C	D	E	F	G	H	I	J	K	L	M	N	O	P	Q	R	S	T			
10	15	20	25	30	35	40	45	50	55	60	65	70	75	80	85	90	95	100	105	110	115	120

PROGRAM: DPDELTRP
 FILE: DATA
 LRECL = 128
 DSORG = PS

S - BILLETS (SIX DIMENSIONAL ARRAY OF FOUR CHARACTERS)
 T - DELTA FLAG (30 FLAGS OF ONE CHARACTER EACH)

- A - SPONSOR
- B - CLAIMANT
- C - CHARACTERS 'SPP'
- D - SPP NUMBER
- E - INCREMENT/DECREMENT NUMBER
- F - TITLE
- G - PRIORITY
- H - SEA SHORE CODE
- I - PE NUMBER
- J - UIC
- K - CHANGE TYPE
- L - ACTIVITY
- M - SUB CODE
- N - OEGW
- O - BILLET SEQUENCE NUMBER
- P - RATING DESIGNATOR
- Q - PAYGRADE
- R - NEC

4.0 SUPPORT SUBSYSTEM

BOK

DYNAMICS, INC.
15825 SHADY GROVE ROAD
ROCKVILLE, MARYLAND 20850

4. Support Subsystem

4.1 General:

The Support Subsystem interfaces with NARM while providing essential input for other Subsystems within MINI-NAMPS 78. The principal function of this subsystem is to determine the support billets which are added to a selected delta to create a new enlisted requirement base. Requirement ratios by sponsor, rating, and paygrade for each program element are calculated according to their distribution in an enlisted requirement base supplied from the MAPMIS System. Requirement ratios by program element are furnished to OP-901 and support billet ratios by program element are returned. Using the requirement distribution ratios and support ratios from NARM, final support ratios by sponsor, rating, and paygrade are calculated. These are applied to an extracted delta and the resultant requirement plus support are stored in a data set for subsequent updating to create a new enlisted requirement base.

4.2 Quality Ratio Gen

The four programs which comprise the Quality Ratio Gen subsection use an enlisted requirement base from the MAPMIS System to determine the distribution ratios of billets by rating and paygrade. Output from this subsection is utilized by MINI-NAMPS 78 Support Subsystem and OP-901.

4.2.1 DDREQRATIO

The Job and Its Purpose:

DDREQRATIO inputs an enlisted requirement base extracted from the MAPMIS System and generates ratios of billets by Sponsor, rating, and paygrade for each program element.

```

//LLCNARM2 JOB (WEU2,386,C,150,30), ' POM 78 NAMPS ',MSGLEVEL=(2,0)
//STEP01 EXEC PGM=SORT,REGION=300K,PARM='CORE=300K,SIZE=MAX'
//SORTIN DD DSN=WEU2LLC.RAWREQ.DATE,DISP=(SHR,KEEP),UNIT=FILE,
// VOL=SER=FILE34,DCB=(RECFM=FB,LRECL=53,BLKSIZE=3498)
//SORTOUT DD DSN=88REQMNTS,DISP=(NEW,PASS,DELETE),UNIT=SYSDA,
// SPACE=(TRK,(90,5),RLSE),DCB=(RECFM=FB,LRECL=53,BLKSIZE=12985),
// SEP=(SORTIN)
//SORTLIB DD DSN=8SORTLIB,DISP=(SHR,PASS),
// SEP=(SORTIN,SORTOUT)
//SORTWK01 DD UNIT=SYSDA,SPACE=(CYL,(5),,CONTIG),
// SEP=(SORTIN,SORTOUT,SORTLIB)
//SORTWK02 DD UNIT=SYSDA,SPACE=(CYL,(5),,CONTIG),
// SEP=(SORTIN,SORTOUT,SORTLIB,SORTWK01)
//SORTWK03 DD UNIT=SYSDA,SPACE=(CYL,(5),,CONTIG),
// SEP=(SORTIN,SORTOUT,SORTLIB,SORTWK01,SORTWK02)
//SYSOUT DD SYSOUT=A
//SYSUDUMP DD DUMMY
//SYSIN DD *
    SORT FIELDS=(1,6,A,17,2,A,12,3,A),FORMAT=CH,FILSZ=E18000
END
//STEP02 EXEC CBLACALL,NAME='WEU2LLC.NAMPS78',DISK=PDS005,
// PROGRAM=REQRATIO,CORE=80K
//GO.REQMENTS DD DSN=88REQMNTS,DISP=(OLD,DELETE),UNIT=SYSDA,
// DCB=*.STEP01.SORTOUT
//GO.RATIO DD DSN=88REQRATS,DISP=(NEW,PASS,DELETE),UNIT=SYSDA,
// DCB=(RECFM=FB,LRECL=57,BLKSIZE=12996),
// SPACE=(TRK,(100,10),RLSE)
//GO.REPRT DD SYSOUT=A
//STEP03 EXEC DSSCR,NAME='WEU2LLC.REQMENTS.RATIOS',DISK=FILE06
//STEP05 EXEC PGM=SORT,REGION=300K,PARM='CORE=300K,SIZE=MAX'
//SORTIN DD DSN=88REQRATS,DISP=(OLD,DELETE),UNIT=SYSDA,
// DCB=*.STEP04.GO.RATIO
//SORTOUT DD DSN=WEU2LLC.REQMENTS.RATIOS,DISP=(NEW,KEEP),UNIT=FILE,
// VOL=SER=FILE06,DCB=*.SORTIN,
// SPACE=(TRK,(100,10),RLSE),
// SEP=(SORTIN)
//SORTLIB DD DSN=8SORTLIB,DISP=(SHR,PASS),
// SEP=(SORTIN,SORTOUT)
//SORTWK01 DD UNIT=SYSDA,SPACE=(CYL,(10),,CONTIG),
// SEP=(SORTIN,SORTOUT,SORTLIB)
//SORTWK02 DD UNIT=SYSDA,SPACE=(CYL,(10),,CONTIG),
// SEP=(SORTIN,SORTOUT,SORTLIB,SORTWK01)
//SORTWK03 DD UNIT=SYSDA,SPACE=(CYL,(10),,CONTIG),
// SEP=(SORTIN,SORTOUT,SORTLIB,SORTWK01,SORTWK02)
//SYSOUT DD SYSOUT=A
//SYSUDUMP DD DUMMY
//SYSIN DD *
    SORT FIELDS=(1,6,A),FORMAT=CH,FILSZ=E36000
END

```


Data Sets Required:

- 1) //SORTIN, RAWREQ.DATE, enlisted requirement base extracted from the MAPMIS System.

Preparation:

- 1) Extract DDREQRATIO from DDJOBS78
- 2) //SORTIN, RAWREQ.DATE, change DATE to the month and day identifying the requirement base.

Generated Output:

- 1) //SORTOUT, REQMENTS.RATIOS, calculated ratios of billets by sponsor, rating, and paygrade for each program element.
- 2) //SYSOUT, SYSOUT=A, summary report of calculated ratios.

4.2.2 DDNAMPNARM

The Job and Its Purpose:

DDNAMPNARM is the first of three related programs which determine the distribution ratios by rating and paygrade for each program element in an enlisted requirement base. The ratios are eventually stored on magnetic tape and are used by OP-901 for NARM evaluation.

```

//LLCNARMA JOB (WEU2,386,B,30,30),' POM 78 NAMPS ',MSGLEVEL=(2,0)
//STEP01 EXEC PGM=SORT,REGION=300K,PARM='CORE=300K,SIZE=MAX'
//SORTIN DD DSN=WEU2LLC.RAWREQ.DATE,DISP=(SHR,KEEP),UNIT=FILE,
// VOL=SER=FILE34,DCB=(RECFM=FB,LRECL=53,BLKSTZF=3498)
//SORTOUT DD DSN=88REQMNTS,DISP=(NEW,PASS,DELETE),UNIT=SYSDA,
// SPACE=(TRK,(90,5),RLSE),DCB=(RECFM=FB,LRECL=53,BLKSI7E=12985),
// SEP=(SORTIN)
//SORTLIB DD DSN=8SORTLIB,DISP=(SHR,PASS),
// SEP=(SORTIN,SORTOUT)
//SORTWK01 DD UNIT=SYSDA,SPACE=(CYL,(6),,CONTIG),
// SEP=(SORTIN,SORTOUT,SORTLIB)
//SORTWK02 DD UNIT=SYSDA,SPACE=(CYL,(6),,CONTIG),
// SEP=(SORTIN,SORTOUT,SORTLIB,SORTWK01)
//SORTWK03 DD UNIT=SYSDA,SPACE=(CYL,(6),,CONTIG),
// SEP=(SORTIN,SORTOUT,SORTLIB,SORTWK01,SORTWK02)
//SYSOUT DD SYSOUT=A
//SYSUDUMP DD DUMMY
//SYSIN DD *
    SORT FIELDS=(1,10,A),FORMAT=CH,FILSZ=E18000
//STEP02 EXEC CBLACALL,NAME='WEU2LLC.NAMPS78',DISK=PDS005,
// PROGRAM=NAMPNARM,CORE=170K
//GO.REQMNTS DD DSN=88REQMNTS,DISP=(OLD,DELETE),UNIT=SYSDA,
// DCB=*.STEP01.SORTOUT
//GO.REPRTS DD SYSOUT=A
//GO.SORTIN DD DSN=WEU2LLC.RATSORT,DISP=(OLD,KEEP),UNIT=FILE,
// VOL=SER=FILE06,DCB=(RECFM=FB,LRECL=96,BLKSIZE=12960)
//STEP04 EXEC PGM=SORT,REGION=300K,PARM='CORE=300K,SIZE=MAX'
//SORTIN DD DSN=WEU2LLC.RATSORT,DISP=(OLD,KEEP),UNIT=FILE,
// VOL=SER=FILE06,DCB=(RECFM=FB,LRECL=96,BLKSIZE=12960)
//SORTOUT DD DSN=*.SORTIN,DISP=(OLD,KEEP),UNIT=FILE,
// VOL=SER=FILE06,DCB=*.SORTIN
//SORTLIB DD DSN=8SORTLIB,DTSP=(SHR,PASS),
// SEP=(SORTOUT)
//SORTWK01 DD UNIT=SYSDA,SPACE=(CYL,(6),,CONTIG),
// SEP=(SORTOUT,SORTLIB)
//SORTWK02 DD UNIT=SYSDA,SPACE=(CYL,(6),,CONTIG),
// SEP=(SORTOUT,SORTLIB,SORTWK01)
//SORTWK03 DD UNIT=SYSDA,SPACE=(CYL,(6),,CONTIG),
// SEP=(SORTOUT,SORTLIB,SORTWK01,SORTWK02)
//SYSOUT DD SYSOUT=A
//SYSUDUMP DD DUMMY
//SYSIN DD *
    SORT FIELDS=(11,6,A,31,5,A),FORMAT=CH,FILSZ=E6000

```

Data Sets Required:

- 1) //SORTIN, RAWREQ.DATE, enlisted requirement base extracted from the MAPMIS System.

Preparation:

- 1) Extract DDNAMPNARM from DDJOBS 78
- 2) //SORTIN, RAWREQ.DATE, change DATE to the month and day identifying the requirement base.

Generated Output:

- 1) //SORTOUT, RATSORT, sorted sequential data set containing distribution ratios.

4.2.3 DDNNREP

The Job and Its Purpose:

This program produces a report of the ratios generated by DDNAMPNARM.

```
//LLCNARMB JOB (WEU2,386,B,30,30),' POM 78 NAMPS ',MSGLEVEL=(2,0)
//STEP02 EXEC CBLACALL,NAME='WEU2IIC.NAMPS78',DISK=PDS005,
// PROGRAM=NNREP,CORE=40K
//GO.REPRTS DD SYSOUT=A
//GO.SORTOUT DD DSN=WEU2IIC.RATSORT,DISP=(OLD,KFP),UNIT=FILE,
// VOL=SER=FILE06,DCB=(RECFM=FB,LRECL=96,BLKSIZE=12960)
```

Data Sets Required:

- 1) //GO.SORTOUT, RATSORT, data set containing distribution ratios calculated by DDNAMPNARM.

Preparation:

- 1) Extract DDNEPREP from DDJOBS78

Generated Output:

- 1) //GO.REPRTS, SYSOUT=A, generated report (see Sample Output)

Sample Output:

P.E.	SPONSOR	RATING	GRADE	FY77	FY78	FY79	FY80	FY81
010042	06	EM	7	.003378	.003378	.003378	.003378	.003378
010042	06	EM	4	.005068	.005068	.005068	.005068	.005068
010042	06	BU	3	.005068	.005068	.005068	.005068	.005068
010042	06	BU	6	.001689	.001689	.001689	.001689	.001689
010042	06	BU	5	.001689	.001689	.001689	.001689	.001689
010042	06	CE	5	.001689	.001689	.001689	.001689	.001689
010042	06	CM	3	.001689	.001689	.001689	.001689	.001689
010042	06	CM	5	.001689	.001689	.001689	.001689	.001689
010042	06	CM	4	.006757	.006757	.006757	.006757	.006757
010042	06	CN	3	.001689	.001689	.001689	.001689	.001689
010042	06	CTR	6	.001689	.001689	.001689	.001689	.001689
010042	06	CTO	5	.003378	.003378	.003378	.003378	.003378
010042	06	CTO	4	.001689	.001689	.001689	.001689	.001689
010042	06	CTR	7	.001689	.001689	.001689	.001689	.001689
010042	06	DK	7	.001689	.001689	.001689	.001689	.001689
010042	06	DK	6	.003378	.003378	.003378	.003378	.003378
010042	06	DM	7	.001689	.001689	.001689	.001689	.001689
010042	06	DM	6	.003378	.003378	.003378	.003378	.003378
010042	06	DM	5	.006757	.006757	.006757	.006757	.006757
010042	06	DM	4	.003378	.003378	.003378	.003378	.003378
010042	06	DP	8	.001689	.001689	.001689	.001689	.001689
010042	06	DP	6	.003378	.003378	.003378	.003378	.003378
010042	06	DP	5	.005068	.005068	.005068	.005068	.005068
010042	06	DP	4	.001689	.001689	.001689	.001689	.001689
010042	06	DS	6	.005068	.005068	.005068	.005068	.005068
010042	06	DS	4	.003378	.003378	.003378	.003378	.003378
010042	06	DT	5	.001689	.001689	.001689	.001689	.001689
010042	06	EN	7	.001689	.001689	.001689	.001689	.001689
010042	06	EN	6	.001689	.001689	.001689	.001689	.001689
010042	06	EN	5	.001689	.001689	.001689	.001689	.001689
010042	06	EO	3	.001689	.001689	.001689	.001689	.001689
010042	06	ET	7	.003378	.003378	.003378	.003378	.003378
010042	06	ETN	5	.008446	.008446	.008446	.008446	.008446
010042	06	ETN	4	.025338	.025338	.025338	.025338	.025338
010042	06	ET	6	.001689	.001689	.001689	.001689	.001689
010042	06	HM	7	.001689	.001689	.001689	.001689	.001689
010042	06	HM	6	.001689	.001689	.001689	.001689	.001689
010042	06	HM	5	.001689	.001689	.001689	.001689	.001689
010042	06	IS	7	.001689	.001689	.001689	.001689	.001689
010042	06	IS	6	.003378	.003378	.003378	.003378	.003378
010042	06	JO	8	.001689	.001689	.001689	.001689	.001689
010042	06	JO	7	.003378	.003378	.003378	.003378	.003378
010042	06	JO	6	.000000	.000000	.000000	.000000	.000000
010042	06	JO	6	.001689	.001689	.001689	.001689	.001689
010042	06	JO	5	.003378	.003378	.003378	.003378	.003378
010042	06	JO	4	.003378	.003378	.003378	.003378	.003378
010042	06	LI	7	.003378	.003378	.003378	.003378	.003378
010042	06	LI	6	.001689	.001689	.001689	.001689	.001689
010042	06	LI	5	.005068	.005068	.005068	.005068	.005068
010042	06	LI	4	.005068	.005068	.005068	.005068	.005068
010042	06	Mh	7	.001689	.001689	.001689	.001689	.001689
010042	06	MM	5	.006757	.006757	.006757	.006757	.006757
010042	06	MM	4	.011824	.011824	.011824	.011824	.011824
010042	06	MS	7	.005068	.005068	.005068	.005068	.005068
010042	06	MS	2	.003378	.003378	.003378	.003378	.003378
010042	06	MS	3	.011824	.011824	.011824	.011824	.011824
010042	06	MS	3	.000000	.000000	.000000	.000000	.000000
010042	06	MS	6	.013514	.013514	.013514	.013514	.013514
010042	06	MS	6	.000000	.000000	.000000	.000000	.000000
010042	06	MS	6	.003378	.003378	.003378	.003378	.003378

4.2.4 DDNARMTAPE

The Job and Its Purpose:

DDNARMTAPE stores the ratios calculated by NAMPNARM on a 7-track magnetic tape for distribution to OP-901.

```
//LLCNARMC JOB (WEU2,386,B,30,30),' POM 78 NAMPS ',MSGLEVEL=(2,0)
/*ROUTE XEQ 7TRACK
/*MESSAGE 015048,W
//STEP02 EXEC CBLACALL,NAME='WEU2LLC.NAMPS78',DISK=PDS005,
// PROGRAM=NARMTAPE,CORE=40K
//GO.NARMTAP1 DD DSN=WEU2LLC.NAMPS.NARM,DISP=(NEW,KEEP),UNIT=TAPE7,
// VOL=SER=015048,DCB=(RECFM=U,BLKSIZE=222,DEN=2,TRTCH=ET),
// LABEL=(1,NL)
//GO.NARMTAP2 DD DSN=*.GO.NARMTAP1,DISP=(NEW,KEEP),UNIT=TAPE7,
// VOL=SER=015048,DCB=*.GO.NARMTAP1,
// LABEL=(2,NL)
//GO.NARMTAP3 DD DSN=*.GO.NARMTAP1,DISP=(NEW,KEEP),UNIT=TAPE7,
// VOL=SER=015048,DCB=*.GO.NARMTAP1,
// LABEL=(3,NL)
//GO.SORTOUT DD DSN=WEU2LLC.RATSORT,DISP=(OLD,KEEP),UNIT=FILE,
// VOL=SFR=FILE06,DCB=(RECFM=FB,IRECL=96,BLKSIZE=12960)
//STEP04 EXEC PRINT
//PRINT.SYSUT1 DD DSN=*.STEP02.GO.NARMTAP1,DISP=(OLD,KEEP),UNIT=TAPE7,
// VOL=SER=015048,DCB=*.STEP02.GO.NARMTAP1,
// LABEL=(2,NL)
```

Data Sets Required:

- 1) //GO.SORTOUT, RATSORT, data set containing distribution of ratios from NAMPNARM

Preparation:

- 1) Extract DDNARMTAPE from DDJOBS78
- 2) Change XXXXXX to the tape volume serial number on which ratios are being recorded.

Generated Output:

- 1) //GO.NARMTAP1, tape header label
- 2) //GO.NARMTAP2, distribution ratios stored on 7-track tape
- 3) //GO.NARMTAP3, tape trailer label

4.3 Support Ratio Gen

Support ratios by program element are furnished by NARM and must be applied to requirement billet distributions. The Support Ratio Gen Subsection performs the functions of reformatting the input data from 7-track tape and calculating support ratios by sponsor, rating, and paygrade for each program element.

4.3.1 DDINTERPTP

The Job and Its Purpose:

DDINTERPTP translates the NARM support ratios contained on 7-track magnetic tape into a format accessible by NIH WYLBUR commands.

```
//LLCNARM3 JOB (WEU2,386,B,30,30),' POM 78 NAMPS ',MSGLEVEL=(2,0)
/*ROUTE XEQ 7TRACK
/*MESSAGE 011069,RS
//STEP02 EXEC DSSCR,NAME='WEU2LLC.NARM.RATIOS',DISK=FILE06
//STEP01 EXEC CBLACALL,NAME='WEU2LLC.NAMPS78',DISK=PDS005,
// PROGRAM=INTERPTP,CORE=70K
//GO.NARMTAPE DD DSN=NARMTAPE,DISP=(OLD,KEEP),UNIT=TAPE7,
// VOL=SER=011068,DCB=(RECFM=J,BLKSIZE=222,DEN=2,TRTCH=ET),
// LABEL=(2,NI)
//GO.NARMRATS DD DSN=WEU2LLC.NARM.RATIOS,DISP=(NEW,KEEP),UNIT=FILE,
// VOL=SER=FILE06,DCB=(RECFM=FB,LRECL=72,BLKSIZE=3456),
// SPACE=(TRK,(1,1),RLSE)
```

Data Sets Required:

- 1) //GO.NARMTAPE, NARMTAPE, 7-track magnetic tape from NARM containing support ratios by program element.

Preparation:

- 1) Extract DDINTERPTP from DDJOBS78
- 2) Change XXXXXX to the 7-track tape volume serial number.

Generated Output:

- 1) //GO.NARMRATS, NARM.RATIOS, reformatted NARM support ratios by program element.

4.3.2 DDSUPRATIO

The Job and Its Purpose:

DDSUPRATIO uses the reformatted NARM ratios, detailing support in terms of program element, and redistributes this support by sponsor, rating, and paygrade. New support ratios are calculated corresponding to requirement billets distributions determined by REQRATIO. Duplicate records are removed in the procedure.

```

//LICNARM4 JOB (WEU2,386,C,150,30),' POM 78 NAMPS ',MSGLEVEL=(2,0)
//STEP01 EXEC PGM=SORT,REGION=300K,PARM='CORE=300K,SIZE=MAX'
//SORTIN DD DSN=WEU2LLC.NARM.RATIOS,DISP=(OLD,KEEP),UNIT=FILE,
// VOL=SER=FILE06,DCB=(RECFM=FB,LRECL=72,BLKSIZE=3096)
//SORTOUT DD DSN=88NARMRATS,DISP=(NEW,PASS,DELETE),UNIT=SYSDA,
// SPACE=(TRK,(1,1),RLSE),DCB=*.SORTIN,SEP=(SORTIN)
//SORTLIB DD DSN=88SORTLIB,DISP=(SHR,PASS),SEP=(SORTIN,SORTOUT)
//SORTWK01 DD UNIT=SYSDA,SPACE=(CYL,(2),,CONTIG),
// SEP=(SORTIN,SORTOUT,SORTLIB)
//SORTWK02 DD UNIT=SYSDA,SPACE=(CYL,(2),,CONTIG),
// SEP=(SORTIN,SORTOUT,SORTLIB,SORTWK01)
//SORTWK03 DD UNIT=SYSDA,SPACE=(CYL,(2),,CONTIG),
// SEP=(SORTIN,SORTOUT,SORTLIB,SORTWK01,SORTWK02)
//SYSOUT DD SYSOUT=A
//SYSUDUMP DD DUMMY
//SYSIN DD *
SORT FIELDS=(7,6,A),FORMAT=CH,FILSZ=E200
END
//STEP02 EXEC CBLACALL,NAME='WEU2LLC.NAMPS78',DISK=PDS005,
// PROGRAM=SUPPRATIO,CORF=300K
//GO.REQRATS DD DSN=WEU2LLC.REQMENTS.RATIOS,DISP=(OLD,KEEP),UNIT=FILE,
// VOL=SER=FILE06,DCB=(RECFM=FB,LRECL=57,BLKSIZE=12996)
//GO.NARMRATS DD DSN=88NARMRATS,DISP=(OLD,DELETE),UNIT=SYSDA,
// DCB=*.STEP01.SORTOUT
//GO.SUPPRATS DD DSN=88SUPPRATS,DISP=(NEW,PASS),UNIT=SYSDA,
// SPACE=(TRK,(300,50),PLSE),DCB=(RECFM=FB,LRECL=195,BLKSIZE=12870)
//STEP04 EXEC PGM=SORT,REGION=300K,PARM='CORE=300K,SIZE=MAX'
//SORTIN DD DSN=88SUPPRATS,DISP=(OLD,DELETE),UNIT=SYSDA,
// DCB=*.STEP02.GO.SUPPRATS
//SORTOUT DD DSN=88SORTRATS,DISP=(NEW,PASS),UNIT=SYSDA,
// SPACE=(TRK,(300,10),RLSE),DCB=*.SORTIN,SEP=(SORTIN)
//SORTLIB DD DSN=88SORTLIB,DISP=(SHR,PASS),SEP=(SORTIN,SORTOUT)
//SORTWK01 DD UNIT=SYSDA,SPACE=(CYL,(12),,CONTIG),
// SEP=(SORTIN,SORTOUT,SORTLIB)
//SORTWK02 DD UNIT=SYSDA,SPACE=(CYL,(12),,CONTIG),
// SEP=(SORTIN,SORTOUT,SORTLIB,SORTWK01)
//SORTWK03 DD UNIT=SYSDA,SPACE=(CYL,(12),,CONTIG),
// SEP=(SORTIN,SORTOUT,SORTLIB,SORTWK01,SORTWK02)
//SYSOUT DD SYSOUT=A
//SYSUDUMP DD DUMMY
//SYSIN DD *
SORT FIELDS=(1,6,A),FORMAT=CH,FILSZ=E20000
END
//STEP05 EXEC DSSCR,NAME='WEU2LLC.SUPPORT.RATIOS',DISK=FILE17
//STEP06 EXEC CBLACALL,NAME='WEU2LLC.NAMPS78',DISK=PDS005,
// PROGRAM=SUMDUPS,CORE=70K
//GO.SORTRATS DD DSN=88SORTRATS,DISP=(OLD,DELETE),UNIT=SYSDA,
// DCB=*.STEP04.SORTOUT
//GO.SUPPRATS DD DSN=WEU2LLC.SUPPORT.RATIOS,DISP=(NEW,KEEP),UNIT=FILE,
// VOL=SER=FILE17,DCB=*.GO.SORTRATS,SPACE=(TRK,(100,10),RLSE)

```

Data Sets Required:

- 1) //SORTIN, NARM.RATIOS, sequential data set containing support in terms of program element.
- 2) //GO.REQRATS, REQMENTS.RATIOS, ratios of billets by sponsor, rating, and paygrade for each program element.

Preparation:

- 1) Extract DDSUPRATIO from DDJOBS78
- 2) Execute program as a class C job with time option = 150 and lines option = 30.

Generated Output:

- 1) //GO.SUPPRATS, SUPPORT.RATIOS, sequential data set containing ratios by sponsor, rating, and paygrade for each program element.

4.4 Support Gen

Creation of a new enlisted requirement base necessitates the addition of support billets to extracted billets for a specified delta. The Support Gen Subsection calculates the required support using ratios from the preceding subsection and generates a new base. A before and after comparison report displaying support billets by sponsor and rating is the final function of this subsection.

4.4.1 DDCALCSUPP

The Job and Its Purpose:

DDCALCSUPP calculates the support billets required for an extracted delta using support ratios calculated by SUPRATIO.

```
//LLCSUPP1 JOB (WEU2,386,B,30,30),' POM 78 NAMPS ',MSGLEVEL=(2,0)
//STEP02 EXEC CBLACALL,NAME='WEU2LLC.NAMPS78',DISK=PDS005,
// PROGRAM=CALCSUPP,CORE=100K
//GO.DELTAX DD DSN=WEU2JJJ.DELTAXX,DISP=(SHR,KEEP),UNIT=FILE,
// VOL=SER=FILE32,DCB=(RECFM=FB,LRECL=339,BLKSIZE=12882)
//GO.RATIOS DD DSN=WEU2LIC.SUPPORT.RATIOS,DISP=(OLD,KEEP),UNIT=FILE,
// VOL=SER=FILE17,DCB=(RECFM=FB,LRECL=195,BLKSIZE=12870)
//GO.DELT1 DD DSN=WEU2LLC.DELT1,DISP=(OLD,KEEP),UNIT=FILE,
// DCB=(RECFM=FB,LRECL=19,BLKSIZE=13015),VOL=SER=FILE32
//GO.SYSIN DD *
XX WHERE 'XX' IS DELTA NUMBER
```

Data Sets Required:

- 1) //GO.DELTAX, DELTAXX, sequential data set containing extracted requirements for a specified delta.
- 2) //GO.RATIOS, SUPPORT.RATIOS, support ratios for sponsors, ratings, and paygrades by program element.

Preparation:

- 1) Extract DDCALCSUPP from DDJOBS78
- 2) //GO.DELTAX, DELTAXX, change XX to the specified delta number
- 3) //GO.SYSIN, change XX to the specified delta number.

Generated Output:

- 1) //GO.DELT1, DELT1, sequential data set containing support billets by sponsor, rating and paygrade.

4.4.2 DDREFORMAT

The Job and Its Purpose:

This program reformats the intermediate file containing support calculations into a 6 x 9 array conformable for input to DDEUPDATE.

```
//LICSUPP2 JOB (WEU2,386,B,30,30),' POM 78 NAMPS ',MSGLEVEL=(2,0)
//STEP04 EXEC PGM=SORT,REGION=300K,PARM='CORE=300K,SIZE=MAX'
//SORTIN DD DSN=WEU2LLC.DELT1,DISP=(OLD,KEEP),UNIT=FILE,
// DCB=(RECFM=FB,LRECL=19,BLKSIZE=13015),VOL=SER=FILE32
//SORTOUT DD DSN=88DEL1S,DISP=(NEW,PASS,DELETE),UNIT=SYSDA,
// SPACE=(TRK,(40,10),RLSE),DCB=*.SORTIN,SEP=(SORTIN)
//SORTLIB DD DSN=8SORTLIB,DISP=(SHR,PASS),SEP=(SORTIN,SORTOUT)
//SORTWK01 DD UNIT=SYSDA,SPACE=(CYL,(3),,CONTIG),
// SEP=(SORTIN,SORTOUT,SORTLIB)
//SORTWK02 DD UNIT=SYSDA,SPACE=(CYL,(3),,CONTIG),
// SEP=(SORTIN,SORTOUT,SORTLIB,SORTWK01)
//SORTWK03 DD UNIT=SYSDA,SPACE=(CYL,(3),,CONTIG),
// SEP=(SORTIN,SORTOUT,SORTLIB,SORTWK01,SORTWK02)
//SYSOUT DD SYSOUT=A
//SYSUDUMP DD DUMMY
//SYSIN DD *
  SORT FIELDS=(1,1,A,2,2,A,8,1,A,4,3,A,7,1,A),FORMAT=CH,FILSZ=E120000
  END
//STEP05 EXEC CBLACALL,NAME='WEU2LLC.NAMPS78',DISK=PDS005,
// PROGRAM=SNUMPROB,CORE=70K
//GO.DELT1 DD DSN=88DEL1S,DISP=(OLD,DELETE),UNIT=SYSDA,
// DCB=*.STEP04.SORTOUT
//GO.DELT2 DD DSN=88DEL2S,DISP=(NEW,PASS,DELETE),UNIT=SYSDA,
// SPACE=(TRK,(10,1),RLSE),DCB=(RECFM=FB,LRECL=13,BLKSIZE=13026)
//STEP07 EXEC PGM=SORT,REGION=300K,PARM='CORE=300K,SIZE=MAX'
//SORTIN DD DSN=88DEL2S,DISP=(OLD,DELETE),UNIT=SYSDA,
// DCB=*.STEP05.GO.DELT2
//SORTOUT DD DSN=88DEL2S,DISP=(NEW,PASS,DELETE),UNIT=SYSDA,
// SPACE=(TRK,(1,1),RLSE),DCB=*.SORTIN,SEP=(SORTIN)
//SORTLIB DD DSN=8SORTLIB,DISP=(SHR,PASS),SEP=(SORTIN,SORTOUT)
//SORTWK01 DD UNIT=SYSDA,SPACE=(CYL,(3),,CONTIG),
// SEP=(SORTIN,SORTOUT,SORTLIB)
//SORTWK02 DD UNIT=SYSDA,SPACE=(CYL,(3),,CONTIG),
// SEP=(SORTIN,SORTOUT,SORTLIB,SORTWK01)
//SORTWK03 DD UNIT=SYSDA,SPACE=(CYL,(3),,CONTIG),
// SEP=(SORTIN,SORTOUT,SORTLIB,SORTWK01,SORTWK02)
//SYSOUT DD SYSOUT=A
//SYSUDUMP DD DUMMY
//SYSIN DD *
  SORT FIELDS=(1,6,A),FORMAT=CH,FILSZ=E120000
  END
//STEP08 EXEC DSSCR,NAME='WEU2LLC.SDELTA1X',DISK=FILE17
//STEP09 EXEC CBLACALL,NAME='WEU2LLC.NAMPS78',DISK=PDS005,
// PROGRAM=REFORMAT,CORE=70K
//GO.DELT2 DD DSN=88DEL2S,DISP=(OLD,DELETE),UNIT=SYSDA,
// DCB=*.STEP07.SORTOUT
//GO.DELT1X DD DSN=WEU2LLC.SDELTA1X,DISP=(NEW,KEEP),UNIT=FILE,
// VOL=SER=FILE17,DCB=(RECFM=FB,LRECL=339,BLKSIZE=12882),
// SPACE=(TRK,(2,1),RLSE)
//GO.SYSIN DD *
  XX WHERE 'XX' IS DELTA NUMBER
```

Data Sets Required:

- 1) //SORTIN, DELT1, intermediate data set containing support billets.

Preparation:

- 1) Extract DDREFORMAT from DDJOBS78.
- 2) //GO.DELTSX, SDELTA~~XX~~, change ~~XX~~ to the specified delta number.
- 3) //GO.SYSIN, change ~~XX~~ to the specified delta number.

Generated Output:

- 1) //GO.DELTSX, SDELTA~~XX~~, sequential data set with reformatted support billets for delta ~~XX~~.

4.4.3 DDSUPPREPT

The Job and Its Purpose:

DDSUPPREPT uses the initial delta extract file (DELTA~~XX~~) and the file containing calculated support (SDELTA~~XX~~) and generates a before and after report. The output is formatted to display support calculated for each sponsor, sponsor and rating, and individual rating.

```

//LLCSUPP3 JOB (WEU2,386,B,30,30),' POM 78 NAMPS ',MSGLEVEL=(2,0)
//STEP11 EXEC PGM=SORT,REGION=300K,PARM='CORE=300K,SIZE=MAX'
//SORTIN DD DSN=WEU2JJJ.DELTAXX,DISP=(OLD,KEEP),UNIT=FILE,
// VOL=SER=FILE32,DCB=(RECFM=FB,LRECL=339,BLKSIZE=128*2)
//SORTOUT DD DSN=SEDELTA,DISP=(NEW,PASS,DELETE),UNIT=SYSDA,
// SPACE=(TRK,(50,10),RLSE),DCE=*.SORTIN,SEP=(SORTIN)
//SORTLIB DD DSN=ESORTLIB,DISP=(SHR,PASS),SEP=(SORTIN,SORTOUT)
//SORTWK01 DD UNIT=SYSDA,SPACE=(CYL,(3),,CONTIG),
// SEP=(SORTIN,SORTOUT,SORTLIB)
//SORTWK02 DD UNIT=SYSDA,SPACE=(CYL,(3),,CONTIG),
// SEP=(SORTIN,SORTOUT,SORTLIB,SORTWK01)
//SORTWK03 DD UNIT=SYSDA,SPACE=(CYL,(3),,CONTIG),
// SEP=(SORTIN,SORTOUT,SORTLIB,SORTWK01,SORTWK02)
//SYSOUT DD SYSOUT=A
//SYSUDUMP DD DUMMY
//SYSIN DD *
SORT FIELDS=(10,5,A),FORMAT=CH,FILSZ=E120000
END
//STEP12 EXEC CBLACALL,NAME='WEU2LLC.NAMPS78',DISK=PDS005,
// PROGRAM=SUPPREPT,CORE=200K
//GO.DELTAX DD DSN=SEDELTA,DISP=(OLD,DELETE),UNIT=SYSDA,
// DCB=(RECFM=FB,LRECL=339,BLKSIZE=128*2)
//GO.DELTSX DD DSN=WEU2LLC.SDELTA,DISP=(SHR,KEEP),UNIT=FILE,
// VOL=SER=FILE17,DCB=(RECFM=FB,LRECL=339,BLKSIZE=128*2)
//GO.REPRT DD SYSOUT=A

```

Data Sets Required:

- 1) //SORTIN, DELTAXX, sequential data set with extracted billets for delta XX.
- 2) //GO.DELTSX, SDELTA, sequential data set with calculated support for delta XX.

Preparation:

- 1) Extract DDSUPPREPT from DDJOBS78
- 2) //SORTIN, DELTAXX, change XX to the specified delta number.
- 3) //GO.DELTSX, SDELTA, change XX to the specified delta number.

Generated Output:

- 1) //GO.REPRT, SYSOUT=A, before and after report displaying support billets for delta XX.

Sample Output:

DELTA=F7		PAY GRADES									TOTAL
SPONSOR=01		E1	E2	E3	E4	E5	E6	E7	E8	E9	
ALSP	DELTA	+0	+0	+0	+0	+0	+0	+0	+0	+0	+0
FY77	SUPP-TAIL	+0	+0	+0	+0	+0	+0	+0	+0	+0	+0
	TOTAL-DELTA	+0	+0	+0	+0	+0	+0	+0	+0	+0	+0
ALSP	DELTA	+0	+0	+4	-282	-328	-168	-108	-64	-15	-961
FY78	SUPP-TAIL	+0	+0	-4	-19	-16	-9	-9	-2	+0	+941
	TOTAL-DELTA	+0	+0	+0	-301	-344	-177	-117	-66	-15	-20
ALSP	DELTA	+0	+0	+4	-282	-328	-168	-108	-64	-15	-961
FY79	SUPP-TAIL	+0	+0	+1	+12	+13	+9	+2	+3	+1	+41
	TOTAL-DELTA	+0	+0	+5	-270	-315	-159	-106	-61	-14	-920
ALSP	DELTA	+0	+0	+4	-282	-328	-168	-108	-64	-15	-961
FY80	SUPP-TAIL	+0	+0	-2	-22	-20	-11	-9	-6	-1	+929
	TOTAL-DELTA	+0	+0	+2	-304	-348	-179	-117	-70	-16	-32
ALSP	DELTA	+0	+0	+4	-282	-328	-168	-108	-64	-15	-961
FY81	SUPP-TAIL	+0	+0	+0	-4	-3	-4	-1	-1	+0	-13
	TOTAL-DELTA	+0	+0	+4	-286	-331	-172	-109	-65	-15	-974
ALSP	DELTA	+0	+0	+4	-282	-328	-168	-108	-64	-15	-961
FY82	SUPP-TAIL	+0	+0	+0	-12	-8	-7	-5	-3	+0	-35
	TOTAL-DELTA	+0	+0	+4	-294	-336	-175	-113	-67	-15	-996

5.0 ENLISTED REQUIREMENT SUBSYSTEM



DYNAMICS, INC.
15825 SHADY GROVE ROAD
ROCKVILLE, MARYLAND 20850

5. Enlisted Requirement Subsystem

5.1 General:

The Enlisted Requirement Subsystem accomplishes the following tasks: enlisted base load, base constraints application, and enlisted base update.

5.2 Enlisted Base Load:

The Enlisted Base Load subsection allows for loading of the Enlisted requirement from two sources, NAVCOSSACT's QRA System and the Billet File of MAPMIS. The QRA System requirement base does not detail billet counts to the sponsor level. Consequently, DDEBASELD generates a Base indicating sponsor distribution for subsequent use in distributing the QRA derived base to sponsors. Two additional sub-tasks in this subsection operate exclusively on QRA requirements bases. DDFORMAT reformats a QRA base to conform to a common MINI-NAMPS BASE format while DDYRSSUB creates a new base using selected billets from two reformatted QRA enlisted requirement bases.

5.2.1 DDRAWREQ

The Job and Its Purpose:

DDRAWREQ is the initial step in the formatting of a new requirement data base. It reads the magnetic tape, sorts the data, and places it on disk.

```
//LLCGETRR JOB (WEU2,386,B), 'POM 78 NAMPS'  
//*MESSAGE 035461,RS  
//* SORT REQMENTS BY SPONSOR # RATE CODE  
// EXEC LITSRT  
//SORTIN DD UNIT=2420,VOL=(PRIVATE,RETAIN,SER=035461),  
// DSN=REQMENTS.UEDYJAN,LABEL=(1,SL),DISP=(OLD,KEEP)  
//SORTOUT DD DSN=WEU2LLC.RAWREQ.DATE,UNIT=FILE,DISP=(NEW,KEEP),  
// VOL=SER=FILE35,DCB=(RECFM=FB,LRECL=53,BLKSIZE=3498),  
// SPACE=(TRK,(100,10),RLSE)  
//SYSIN DD *  
SORT FIELDS=(17,2,A,7,5,A),FORMAT=CH,SIZE=E36000  
/*
```

Data Sets Required:

- 1) //SORTIN, REQMENTS.UEDYJAN, the requirement data base received from the MAPMIS Billet File on magnetic tape.

Preparation:

- 1) Extract DDRAWREQ from DDJOBS 78
- 2) Change MESSAGE and SORTIN cards to reflect current tape volume number
- 3) Change REQMENTS.UEDYJAN to tape data set name if necessary.

Generated Output:

- 1) //SORTOUT, RAWREQ.DATE, the requirement data base sorted by rating code and program element sponsor.

5.2.2 DDEBASELD

The Job and Its Purpose:

This JOB changes the format of the 53 byte records placed on disk by DDRAWREQ and creates a PL/1 regional (3) data set containing 350 byte records. Each 350 byte record is accessible by rating and program element sponsor and contains the number of billets for paygrade (E1-E9) per fiscal year, i.e., a 9 by 6 array. A total record per rating is inserted and identified by sponsor code 99. ALL NAVY totals are stored in the last keyed record in the dataset and are identified by rating code 9999.

```

//ICEBASL JOB (WEU2,386,B,30,30),'POM 78 NAMPS'
// EXEC PLIXCALL,NAME='WEU2LLC.NAMPS78',DISK=PDS005,
// PROGRAM=EBASELD,CORE=160K
//GO.IP DD DSN=WEU2LLC.RAWREQ.DATE,DISP=SHR,UNIT=FILE,
// VOL=SER=FILE34,DCB=(RECFM=FB,LRECL=53,BLKSIZE=3498)
//* DUMMY DD CARD BELOW IF 1 APPEARS IN COL 6 OF 'OPRN' CARD
//GO.BASEOUT DD DSN=WEU2LLC.EA00S,DISP=(NEW,KEEP),
// DCB=(RECFM=F,LRECL=350,BLKSIZE=350,LIMCT=1,OPTCD=E),
// UNIT=FILE,SPACE=(TRK,(112)),VOL=SER=FILE35
//GO.SYSOUT DD SYSOUT=A
//GO.SYSPRINT DD SYSOUT=A
//GO.INRAT DD DSN=WEU2LLC.NAMPS78.INDEX(RATINDX),DISP=SHR,
// UNIT=FILE,VOL=SER=PDS005,
// DCB=(RECFM=FB,LRECL=80,BLKSIZE=3120)
//GO.INSP DD DSN=WEU2LLC.NAMPS78.INDEX(PESINDX),DISP=SHR,
// UNIT=FILE,VOL=SER=PDS005,
// PCB=(RECFM=FB,LRECL=80,BLKSIZE=3120)
//GO.SYSIN DD *,DCB=BLKSIZE=80
DATE78 XX
TIT1 9 FEB 76 PENQUAL DATA USED TO SPREAD QRA DATA TO SPONSORS
OPRNYZ 17 105 BASID

```

Data Sets Required:

- 1) //GO.IP, RAWREQ.DATE, the output data set generated by DDRAWREQ.
- 2) //GO.INRAT, RATINDX, index containing valid enlisted ratings, paygrades, and titles.
- 3) //GO.INSP, PESINDX, index containing valid program element sponsor codes and titles.
- 4) //GO.SYSIN, control records.

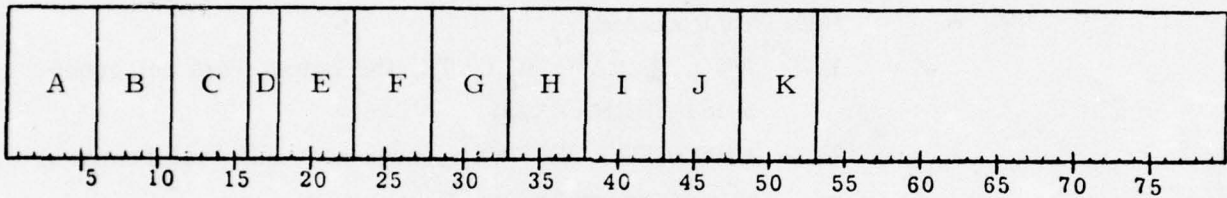
Preparation:

- 1) Extract DDEBASELD from DDJOBS78.
- 2) If old EA 00S still exists on disk, copy to tape and save as an historical file then scratch the version on disk.
- 3) Adjust //GO.SYSIN control cards as required.
 - a) DATE control card
 - columns 5-6 Pom year
 - columns 8-9 range of years
 - b) TIT1 control card
 - columns 5-80 title
 - c) OPRN control card
 - column 5 1 = no report generated, else 0.
 - column 6 1 = no base generated, else 0.
 - columns 8-9 number of sponsor codes in SPOINDEX
 - columns 11-13 number of rating codes in RATINDX
 - columns 15-19 base identification code

Generated Output:

- 1) //GO.BASEOUT, EA00S , PL/1 regional (3) data set
with enlisted requirements by sponsor, rating, and
paygrade.
- 2) //GO.SYSOUT, SYSOUT=A, requirement report if speci-
fied, otherwise all NAVY totals.

Data Set Layouts:



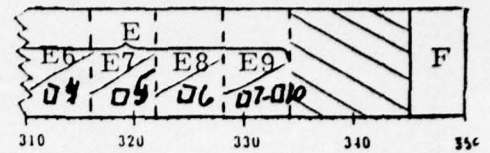
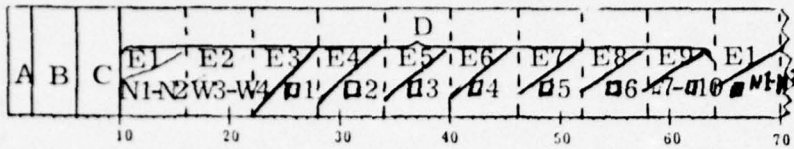
PROGRAM: EBASELD

LRECL = 53

INPUT: GO.IP

DSORG = PS

- A - PROGRAM ELEMENT CODE
- B - NUMERIC RATING CODE PLUS GRADE CODE
- C - RATE CODE (EXAMP SN, BMCS)
- D - P.E. SPONSOR CODE
- E - PROJ. REQUIREMENTS FOR POM-YR - 2
- F - PROJ. REQUIREMENTS FOR POM-YR - 1
- G - PROJ. REQUIREMENTS FOR POM-YR
- H - PROJ. REQUIREMENTS FOR POM-YR + 1
- I - PROJ. REQUIREMENTS FOR POM-YR + 2
- J - PROJ. REQUIREMENTS FOR POM-YR + 3



PROGRAM: EBASELD

LRECL = 350

FILE: EAXXY

DSORG = DA (REGIONAL 3)

A - SPONSOR (P. E.) CODE

B - RATING ABREV.

C - NUMERIC RATING CODE

D - 1st FISCAL YR (POM YR - 1) PROJ. REQUIREMENTS
9 PAYGRADES

•
•
•

E - 6th FISCAL YR (POM YR + 4) PROJ. REQUIREMENTS (POM YR + 3=POM YR + 4)

F - BASE IDENTIFICATION CODE

Sample Output:

9 FEB 76 REMOVAL DATA USED TO SPREAD QRA DATA TO SPONSORS											PAGE	7
PROGRAM SIGNSOE CP-01	FISCAL YEAR	1	2	3	4	GRADE			8	9	TOTAL	
						5	6	7				
RATING - LM 4100	1977	0	0	75	183	126	210	135	19	27	775	
	1978	0	0	75	183	126	210	135	19	27	775	
	1979	0	0	75	183	126	210	135	19	27	775	
	1980	0	0	75	183	126	210	135	19	27	775	
	1981	0	0	75	183	126	210	135	19	27	775	
	1982	0	0	75	183	126	210	135	19	27	775	
RATING - PM 3800	1977	0	0	30	113	91	155	170	20	11	590	
	1978	0	0	30	113	91	155	170	20	11	590	
	1979	0	0	30	113	91	155	170	20	11	590	
	1980	0	0	30	113	91	155	170	20	11	590	
	1981	0	0	30	113	91	155	170	20	11	590	
	1982	0	0	30	113	91	155	170	20	11	590	
RATING - IO 5410	1977	0	0	20	37	37	33	15	1	0	143	
	1978	0	0	20	37	37	33	15	1	0	143	
	1979	0	0	20	37	37	33	15	1	0	143	
	1980	0	0	20	37	37	33	15	1	0	143	
	1981	0	0	20	37	37	33	15	1	0	143	
	1982	0	0	20	37	37	33	15	1	0	143	
RATING - FO 5380	1977	0	0	0	0	0	0	0	0	1	1	
	1978	0	0	0	0	0	0	0	0	1	1	
	1979	0	0	0	0	0	0	0	0	1	1	
	1980	0	0	0	0	0	0	0	0	1	1	
	1981	0	0	0	0	0	0	0	0	1	1	
	1982	0	0	0	0	0	0	0	0	1	1	
RATING - IT 1000	1977	0	0	0	0	0	109	51	28	11	199	
	1978	0	0	0	0	0	110	50	28	11	199	
	1979	0	0	0	0	0	110	50	28	11	199	
	1980	0	0	0	0	0	110	50	28	11	199	
	1981	0	0	0	0	0	110	50	28	11	199	
	1982	0	0	0	0	0	110	50	28	11	199	
RATING - LFN1001	1977	0	0	40	113	127	0	0	0	0	280	
	1978	0	0	40	113	127	0	0	0	0	280	
	1979	0	0	40	113	127	0	0	0	0	280	
	1980	0	0	40	113	127	0	0	0	0	280	
	1981	0	0	40	113	127	0	0	0	0	280	
	1982	0	0	40	113	127	0	0	0	0	280	
RATING - ETR1002	1977	0	0	20	110	130	0	0	0	0	260	
	1978	0	0	20	110	130	0	0	0	0	260	
	1979	0	0	20	110	130	0	0	0	0	260	
	1980	0	0	20	110	130	0	0	0	0	260	
	1981	0	0	20	110	130	0	0	0	0	260	
	1982	0	0	20	110	130	0	0	0	0	260	
RATING - PW 0350	1977	0	0	19	25	47	18	10	3	0	122	
	1978	0	0	19	25	47	18	10	3	0	122	
	1979	0	0	19	25	47	18	10	3	0	122	
	1980	0	0	19	25	47	18	10	3	0	122	
	1981	0	0	19	25	47	18	10	3	0	122	
	1982	0	0	19	25	47	18	10	3	0	122	

5.2.3 DDFORMAT

The Job and Its Purpose:

DDFORMAT reformats an enlisted requirement base from NAVCOSSACT's QRA System and creates 350 BYTE data set conformable to a common MINI-NAMPS base format. Billets, by fiscal year and paygrade, are stored at an all sponsor level for each Enlisted rating.

```
//GSYFOR JOB (WEU2,386,B,30,30),'POM 78 NAMPS'  
//GO EXEC PLYCALL,NAME='WEU2LLC.NAMPS78',DISK=PDS005,  
// PROGRAM=FORMAT,CORE=150K,OPTIONS='CS(48)'  
//GO.QRAIN DD DSN=WEU2GSX.INPUT.DATASET,VOL=SER=FILE07,  
// UNIT=FILE,DISP=(OLD,KEEP),  
// DCB=(RECFM=FB,LRECL=80,BLKSIZE=3120)  
//GO.INRAT DD DSN=WEU2LLC.NAMPS78.INDEX(RATINDX),DISP=SHR,  
// UNIT=FILE,VOL=SER=PDS005,  
// DCB=(RECFM=FB,LRECL=80,BLKSIZE=3120)  
//GO.EBASE DD DSN=WEU2GSX.EBASFX,UNIT=FILE,  
// VOL=SER=FILE35,DISP=(NEW,KEEP),  
// DCB=(RECFM=F,LRECL=350,BLKSIZE=350),  
// SPACE=(TRK,(10),RLSE)  
//GO.SYSOUT DD SYSOUT=A  
//GO.SYSPRINT DD SYSOUT=A  
//GO.SYSIN DD *,DCB=BLKSIZE=80  
DATE78  
OPRN105 EA000
```

Data Sets Required:

- 1) //GO.QRAIN, INPUT.DATASET, Enlisted requirement base from QRA with billet counts by rating.
- 2) //GO.INRAT, RATINDX, index containing valid rating codes, paygrades, and titles.
- 3) //GO.SY SIN, control records

Preparation:

- 1) Extract DDFORMAT from DDJOBS78
- 2) //GO.QRAIN, change INPUT.DATASET to the data set name of the QRA requirement base.
- 3) //GO.EBASE, EBASFX, change X to the correct Enlisted requirement base number.

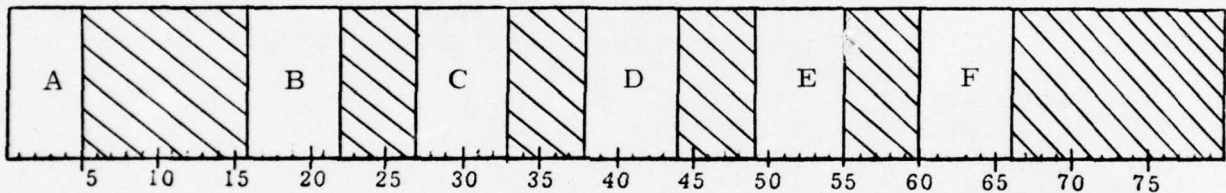
4) //GO.SYSIN

- a) DATE control card
columns 5-6 POM year
- b) OPRN control card
columns 5-7 number of ratings in RATINDX
columns 9-13 base identification code of
reformatted requirement base.

Generated Output:

- 1) //GO.EBASE, EBASEX, reformatted requirement base.

Data Set Layouts:



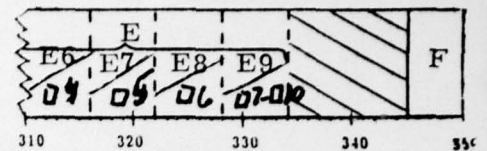
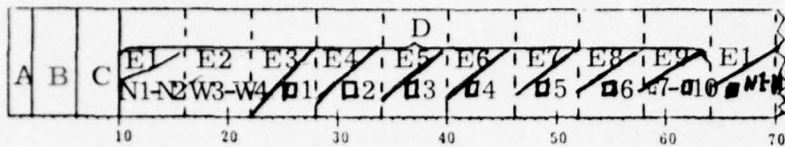
PROGRAM: FORMAT

LRECL = 80

FILE: QRAIN

DSORG = PS

- A - RATING/RATE
- B - BILLETS FOR 1977
- C - BILLETS FOR 1978
- D - BILLETS FOR 1979
- E - BILLETS FOR 1980
- F - BILLETS FOR 1981



PROGRAM: FORMAT

LRECL = 350

FILE: EAXXY

DSORG = PS

A - SPONSOR (P. E.) CODE

B - RATING ABREV.

C - NUMERIC RATING CODE

D - 1st FISCAL YR (POM YR - 1) PROJ. REQUIREMENTS
9 PAYGRADES

•
•
•

E - 6th FISCAL YR (POM YR + 4) PROJ. REQUIREMENTS (POM YR + 3=POM YR + 4)

F - BASE IDENTIFICATION CODE

5.2.4 DDYRSSUB

The Job and Its Purpose:

The QRA requirement base is restricted to a single paygrade constraint over the six out years. Because of this inability to vary the top six paygrade ratio, DDYRSSUB creates an enlisted base using requirements from several QRA bases with different paygrade ratios.

```
//GSXYRS JOB (WEU2,386,B,30,30),'POM 78 NAMPS'  
//GO EXEC PITYCALL,NAME='WEU2IIC.NAMPS78',DTSK=PLS005,  
//      PROGRAM=YRSSUB,CORE=150K,OPTIONS='CS(48)'  
//GO.EBASE1 DD DSN=WEU2GSX.EBASE1,UNIT=FILE,  
//           VOL=SER=FILE07,DISP=SHR,  
//           DCB=(RECFM=F,LRECL=350,BLKSIZE=350)  
//GO.EBASE2 DD DSN=WEU2GSX.EBASE2,UNIT=FILE,  
//           VOL=SER=FILE07,DISP=SHR,  
//           DCB=(RECFM=F,LRECL=350,BLKSIZE=350)  
//GO.EBASE3 DD DSN=WEU2GSX.EBASE,UNIT=FILE,  
//           VOL=SER=FILE07,DISP=(NEW,KEEP),  
//           DCB=(RECFM=F,LRECL=350,BLKSIZE=350),  
//           SPACE=(TRK,(1))  
//GO.SYSOUT DD SYSOUT=A  
//GO.SYSPRINT DD SYSOUT=A  
//GO.SYSIN DD *,DCB=BLKSIZE=80  
CPRN 4 5 6
```

Data Sets Required:

- 1) //GO.EBASE1, EBASE1, enlisted requirement baseto which changes are to be applied.
- 2) //GO.EBASE2, EBASE2, enlisted requirement base from which selected billet counts are to be extracted.
- 3) //GO.SYSIN, control record

Preparation:

- 1) Extract DDYRSSUB from DDJOBS78.
- 2) //GO.EBASE1, EBASE1, change EBASE1 to the identification code of the appropriate QRA requirement base if necessary.
- 3) //GO.EBASE2, EBASE2, same as step 2.
- 4) //GO.SYSIN
OPRN control card
columns 6, 8, 10, 12, 14 out years in EBASE2 to be substituted into EBASE1.

Generated Output:

- 1) GO.EBASE 3, EBASE 3, enlisted requirement base made up of selected years from EBASE 1 and EBASE 2.

5.3 Base Constraints Application:

Along with the modification made possible by the Enlisted Base Update subsection, the system is also capable of making the following adjustments to the Requirement data set.

- 1) Adjusting the total end strength by fiscal year.
- 2) "Fencing" specified ratings from changes by fiscal year.

All the above modifications are carried out at the appropriate level of detail by the ARTESIA program. Three additional programs are required; one to format the input to ARTESIA; one to reformat the output from ARTESIA; and, since ARTESIA operates on ratings without regard to program element sponsor, one to reapportion the requirements to each program element sponsor.

5.3.1 DDARTIN

The Job and Its Purpose:

DDARTIN extracts the total billets by rating, paygrade, and fiscal year from a Mini-NAMPS PL/1 regional (3) requirement data set and formats each record for input to ARTESIA.

```
//LLCARTIN JOB (WEU2,386,B,30,30),'POM 78 NAMPS'  
// EXEC PLIXCALL,NAME='WEU2LLC.NAMPS78',DISK=PDS005,  
// PROGRAM=ARTIN,CORE=100K  
//GO.OUT DD DSN=WEU2LLC.ART.INBASID,DISP=(NEW,KEEP),  
// VOI=SER=FILE36,DCB=(RECFM=FB,LRECL=80,BLKSIZE=3120),  
// UNIT=FILE,SPACE=(TRK,(4,1))  
//GO.IN DD DSN=WEU2LLC.BASID,DISP=SHR,  
// DCB=(RECFM=F,LRECL=350,BLKSIZE=350,LIMCT=1,OPTCD=E),  
// UNIT=FILE,VOL=SER=FILE36
```

Data Sets Required:

- 1) //GO.IN, BASID, any Enlisted requirement data set.

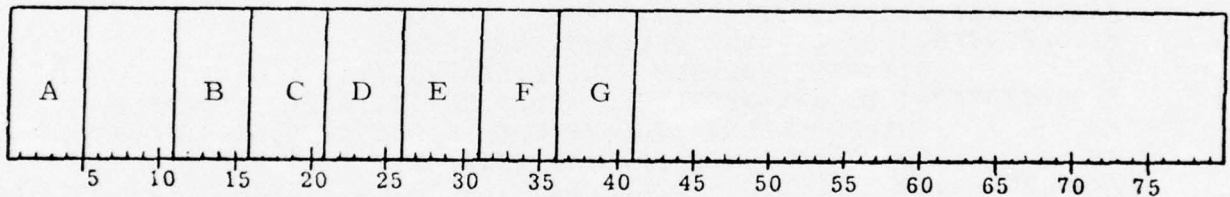
Preparation:

- 1) Extract DDARTIN from DDJOBS78
- 2) //GO.IN, change BASID to the appropriate Enlisted requirement base identification code.
- 3) //GO.OUT, ART.INBASID, change BASID to the Enlisted requirement base identification code.

Generated Output:

- 1) //GO.OUT, ART.INBASID, input data set for ARTESIA.

Data Set Layouts:



PROGRAM: ARTIN

LRECL = 80

OUTPUT: GO.OUT

DSORG = PS

- A - RATE (EXAMP: BM4, ADCM)
- B - PROJ. REQUIREMENTS FOR POM YR - 1
- C - PROJ. REQUIREMENTS FOR POM YR
- D - PROJ. REQUIREMENTS FOR POM YR + 1
- E - PROJ. REQUIREMENTS FOR POM YR + 2
- F - PROJ. REQUIREMENTS FOR POM YR + 3
- G - PROJ. REQUIREMENTS FOR POM YR + 4

5.3.2 DDARTESIA

The Job and Its Purpose:

DDARTESIA adjusts the top six ratio and end strength of the Enlisted requirement data base by fiscal year. It also allows for "fencing" specified ratings from changes by fiscal year. If desired, DDARTESIA produces two output card decks. One card deck serves as input to the FAST model, which can then project a new inventory based on the new requirement data base. The other card deck serves as input to STAPLAN, a system that determines training requirements.

```
//LLCARTO JOB (WEU2,386,B,,10),'PCM 78 NAMPS'  
//RUNIT EXEC FOPGCALL,NAME='WEU2LLC.NAMPS78',DISK=PDS005,  
// PROGRAM=ARTESIA,CORE=140K  
//GO.FT16F001 DD DUMMY,DCB=BLKSIZE=80  
//GO.FT04F001 DD SYSOUT=A,DCB=(RECFM=FA,LRECL=133,BLKSIZE=133)  
//GO.FT10F001 DD DUMMY  
//GO.FT11F001 DD DSN=WEU2LLC.ART.OTBASID,UNIT=FILE,  
// DISP=(NEW,KEEP),DCB=(LRECL=80,BLKSIZE=3120,RECFM=FB),  
// SPACE=(TRK,(2,1)),VOL=SER=FILE36  
//GO.FT05F001 DD UNIT=FILE,DISP=SHR,VOL=SER=FILE06,  
// DSN=WEU2LLC.ARTESIA.DATA.BASID  
//GO.FT09F001 DD DSN=WEU2LLC.ART.INBASID,  
// UNIT=FILE,VOL=SER=FILE36,DISP=SHR  
//GO.FT07F001 DD DSN=WEU2LLC.STAPLAN.BASID.INDIV,UNIT=FILE,  
// VOL=SER=FILE36,DCB=(RECFM=FB,LRECL=80,BLKSIZE=80),  
// SPACE=(TRK,(2,1)),DISP=(NEW,KEEP)  
//GO.FT08F001 DD DSN=WEU2LLC.FAST.BASID,UNIT=FILE,DISP=(NEW,KEEP),  
// VOL=SER=FILE36,DCB=(RECFM=FB,LRECL=80,BLKSIZE=80),  
// SPACE=(TRK,(2,1))
```

Data Sets Required:

- 1) //GO.FT05F001, ARTESIA.DATA.BASID, the input control file. (see Preparation)
- 2) //GO.FT09F001 ART.INBASID, the input Enlisted requirement data set produced by DDARTIN.

Preparation:

- 1) Extract DDARTESIA from DDJOBS78
- 2) //GO.FT09F001 ART.INBASID, change BASID to the appropriate requirement base identification code.

- 3) //GO. FT11F001, ART.OTBASID, same as step 2.
- 4) //GO. FT07F001, STAPLAN.BASID, same as step 2.
- 5) //GO. FT05001, ARTESIA.DATA.BASID, make the following modifications:

- a) Line 1 contains the first year to be processed, followed by the number of years to be processed repeated three times (i.e. "77060606" for FY 77 for the first year, 6 years to be processed)
- b) Line numbers 12 through 17 contain authorized end strengths by paygrade in columns 12 through 70. Desired end strengths are in columns 73-78. The last two digits found in columns 79-80 indicate to ARTESIA what modifications to perform. The codes are defined as follows:

00 = throughput data, do not modify

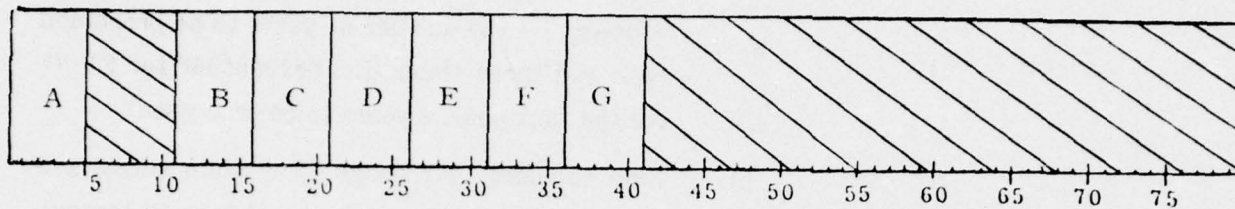
01 = modify incoming requirements to specified paygrade totals.

02 = modify incoming requirements to the ALL NAVY endstrengths specified in columns 73-78 without regard to paygrade totals.

Generated Output:

- 1) //GO. FT04F001, SYSOUT = A, provides a before/after adjustment audit trail and indicates any unmatched or missing ratings.
- 2) //GO. FT07F001, STAPLAN.BASID, data set that serves as input to STAPLAN.
- 3) //GO. FT11F001, ART.OTBASID, adjusted output requirement data set which must be reformatted by ARTOUT and reapportioned by ESPAPP.

Data Set Layouts:



PROGRAM: ARTESIA

LRECL = 80

OUTPUT: GO.FT07F001 (PART 1)

DSORG = PS

A - RATE CODE

B - PROJ. REQUIREMENTS FOR POM YR - 1

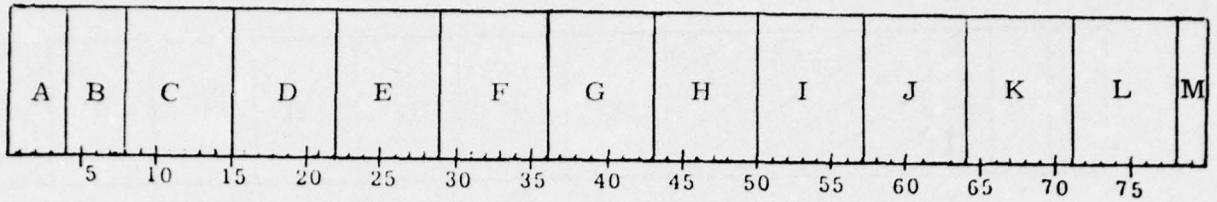
C - PROJ. REQUIREMENTS FOR POM YR

D - PROJ. REQUIREMENTS FOR POM YR + 1

E - PROJ. REQUIREMENTS FOR POM YR + 2

F - PROJ. REQUIREMENTS FOR POM YR + 3

G - PROJ. REQUIREMENTS FOR POM YR + 4



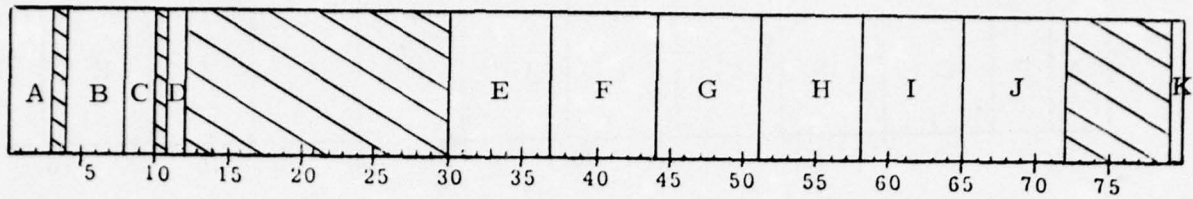
PROGRAM: ARTESIA

LRECL = 80

OUTPUT: GO.FT07F001 (PART 2)

DSORG = PS

- A - STAPLAN ID CODE
- B - NUMERIC RATING CODE
- C - PROJ REQ FOR PAYGRADE E1
- D - PROJ REQ FOR PAYGRADE E2
- E - PROJ REQ FOR PAYGRADE E3
- F - PROJ REQ FOR PAYGRADE E4
- G - PROJ REQ FOR PAYGRADE E5
- H - PROJ REQ FOR PAYGRADE E6
- I - PROJ REQ FOR PAYGRADE E7
- J - PROJ REQ FOR PAYGRADE E8
- K - PROJ REQ FOR PAYGRADE E9
- L - PROJ REQ FOR PAYGRADES E1-E9
- M - STAPLAN ID CODE



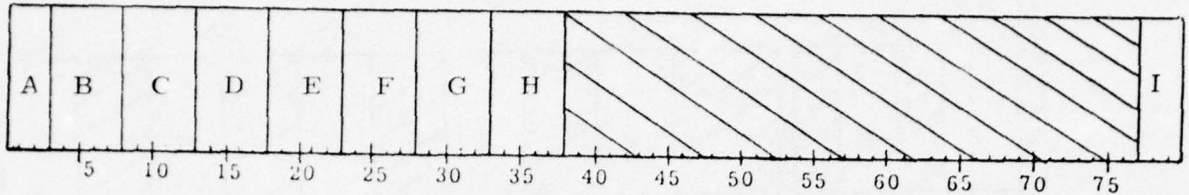
PROGRAM: ARTESIA

LRECL = 30

OUTPUT: GO.FT08F001 (FAST/ADIN)

DSORG = PS

- A - RATING ABBREVIATION
- B - NUMERIC RATING CODE
- C - FISCAL YR PROJECTED
- D - ADIN ID CODE
- E - PROJ. REQUIREMENTS FOR POM YR - 1
- F - PROJ. REQUIREMENTS FOR POM YR
- G - PROJ. REQUIREMENTS FOR POM YR + 1
- H - PROJ. REQUIREMENTS FOR POM YR + 2
- I - PROJ. REQUIREMENTS FOR POM YR + 3
- J - PROJ. REQUIREMENTS FOR POM YR + 4
- K - ADIN ID CODE



PROGRAM: ARTESIA

LRECL = 80

OUTPUT: GO.FT07F001 (PART 3 - STAPLAN INPUT)

DSORG = PS

A - STAPLAN P.G. ID CODE

'405' = E3

'406' = E4-E9

B - PROJ. REQUIREMENTS FOR POM YR - 1

C - PROJ. REQUIREMENTS FOR POM YR

D - PROJ. REQUIREMENTS FOR POM YR + 1

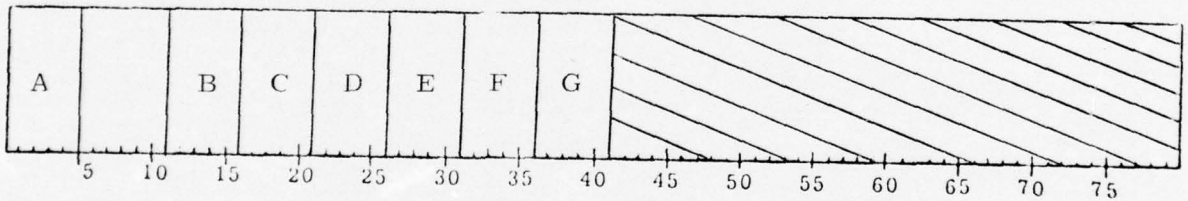
E - PROJ. REQUIREMENTS FOR POM YR + 2

F - PROJ. REQUIREMENTS FOR POM YR + 3

G - PROJ. REQUIREMENTS FOR POM YR + 4

H - PROJ. REQUIREMENTS FOR POM YR + 5

I - RATING ABBREVIATION



PROGRAM: ARTESIA

LRECL = 80

INPUT: GO.FT09F001 (Requirement Cards)

DSORG = PS

A - RATE (EXAMP: BM4, ADCM)

B - PROJ. REQUIREMENTS FOR POM YR - 1

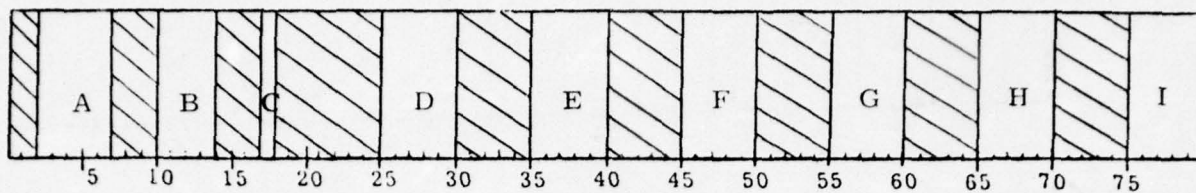
C - PROJ. REQUIREMENTS FOR POM YR

D - PROJ. REQUIREMENTS FOR POM YR + 1

E - PROJ. REQUIREMENTS FOR POM YR + 2

F - PROJ. REQUIREMENTS FOR POM YR + 3

G - PROJ. REQUIREMENTS FOR POM YR + 4



PROGRAM: ARTESIA

LRECL = 80

OUTPUT: GO.FT11F001 (Requirement File)

DSORG = PS

A - RATE (EXAMPLE: BMCS, ADJSN)

B - NUMERIC RATING CODE

C - PAYGRADE

D - PROJ. REQUIREMENTS FOR POM YR - 1

E - PROJ. REQUIREMENTS FOR POM YR

F - PROJ. REQUIREMENTS FOR POM YR + 1

G - PROJ. REQUIREMENTS FOR POM YR + 2

H - PROJ. REQUIREMENTS FOR POM YR + 3

I - PROJ. REQUIREMENTS FOR POM YR + 4

5.3.3 DDARTOUT

The Job and Its Purpose:

DDARTOUT reformats the ARTESIA output to conform to the common 350 byte MINI-NAMPS base format. The PL/1 regional (1) data set allows the user to access the requirement base by rating for each paygrade and fiscal year.

```
//LICAROUT JOB (WEU2,386,B),'POM 78 NAMPS'  
// EXEC PLIXCALL,NAME='WEU2LLC.NAMPS78',DISK=PDS005,  
// PROGRAM=ARTOUT,CORE=100K  
//GO.SYSPRINT DD SYSOUT=A  
//GO.IN DD UNIT=FILE,VOL=SER=FILE36,DISP=SHR,  
// DSN=WEU2LIC.ART.OTBASID  
//GO.OUT DD UNIT=FILE,DISP=(,KEEP),  
// DSN=WEU2LLC.BASID69,SPACE=(TRK,(2,2)),  
// VOL=SER=FILE34,DCB=(RECFM=F,IRECL=350,BLKSIZE=350)  
//GO.SYSIN DD *,DCB=BLKSIZE=80  
CPRN BASID  
/*
```

Data Sets Required:

- 1) //GO.IN, ART.OTBASID, output data set from ARTESIA.
- 2) //GO.SYSIN, control record

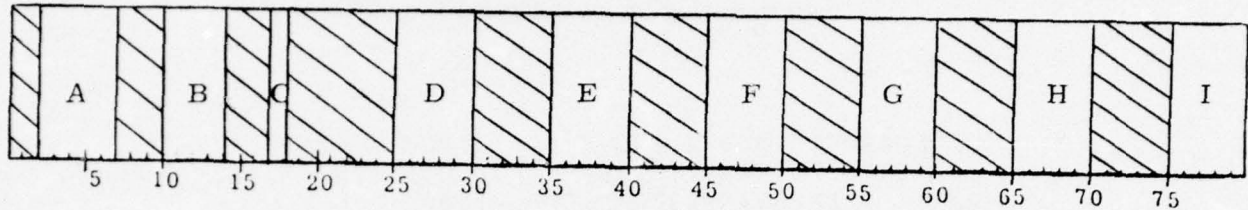
Preparation:

- 1) Extract DDARTOUT from DDJOBS78
- 2) //GO.IN, ART.OTBASID, change BASID to the requirement base identification code of the ARTESIA output data set.
- 3) //GO.OUT, BASID69, change BASID to the appropriate base identification code. (same as step 2)
- 4) //GO.SYSIN
OPRN control card
columns 6-10 insert base identification code

Generated Output:

- 1) //GO.OUT, BASID69, PL/1 regional (1) data set containing the adjusted requirement base. It is input to DDESPAPP.

Data Set Layouts:



PROGRAM: ARTOUT

LRECL = 80

INPUT: GO.IN

DSORG = PS

- A - RATE (EXAMPLE BMCM)
- B - NUMERIC RATING CODE
- C - PAY GRADE
- D - REQUIREMENT FOR POM YR - 1
- E - REQUIREMENT FOR POM YR
- F - REQUIREMENT FOR POM YR + 1
- G - REQUIREMENT FOR POM YR + 2
- H - REQUIREMENT FOR POM YR + 3
- I - REQUIREMENT FOR POM YR + 4

AD-A031 786

B-K DYNAMICS INC ROCKVILLE MD
POM-79 MINI-NAMPS FUNCTION AND SPECIFICATION, (U)
SEP 76 G D CHRISTIE
BKD-TR-3-213

F/G 5/9

UNCLASSIFIED

N00014-76-C-0726
NL

2 of 3
ADA031786



The image displays a microfiche card with a grid of 112 frames (14 columns by 8 rows). The top row of frames contains the document's title and identification information. The remaining 107 frames contain various technical content, including text, diagrams, and tables. The text is too small to read, but the layout suggests a comprehensive technical specification document. The frames are arranged in a regular grid, with some frames appearing to contain diagrams or tables, while others contain blocks of text.

5.3.4 DDESPAPP

The Job and Its Purpose:

Because the ARTESIA program disregards program element sponsor codes, the result, BASID69, no longer contains them. DDESPAPP reapportions the adjusted requirement ratings to program element sponsors. It achieves this by applying a ratio (rating per program element sponsor/total rating) to the rating totals of BASID69. This ratio is computed from the unadjusted requirement data set as output by DDEBASELD.

```
//LLCESPAP JOB (WEU2,386,C,30,30),'POM 78 NAMPS'  
// EXEC PLIXCALL,NAME='WEU2LLC.NAMPS78',DISK=PDS005,  
// PROGRAM=ESPAPP,CORE=160K  
//GO.EREQSP DD DSN=WEU2LLC.EA00S,DISP=OLD,UNIT=FILE,VOL=SER=FILE35,  
// DCB=(RECFM=F,LRECL=350,BLKSIZE=350,LIMCT=1,OPTCD=E)  
//GO.EREQIN1 DD DSN=WEU2LLC.BASID69,DISP=SHR,UNIT=FILE,  
// VOL=SER=FILE34,DCB=(RECFM=F,LRECL=350,BLKSIZE=350)  
//GO.EREQIN0 DD DSN=WEU2LLC.BASID69,DISP=SHR,UNIT=FILE,  
// VOL=SER=FILE34,DCB=(RECFM=F,LRECL=350,BLKSIZE=350)  
//GO.EREQOUT DD DSN=WEU2LLC.BASID,DISP=(NEW,KEEP),UNIT=FILE,  
// VOL=SER=FILE34,DCB=(RECFM=F,LRECL=350,BLKSIZE=350,LIMCT=1,OPTCD=F),  
// SPACE=(TRK,(112))  
//GO.RATINDX DD DSN=WEU2LLC.NAMPS78.INDEX(RATINDX),  
// DISP=SHR,UNIT=FILE,  
// VOL=SER=PDS005,DCB=(RECFM=FB,LRECL=80,BLKSIZE=3120)  
//GO.SYSIN DD *,DCB=BLKSIZE=80  
OPRN 105 BASID X  
/*
```

Data Sets Required:

- 1) //GO.EREQSP, EA00S, PL/1 regional (3) data set containing unadjusted requirements by sponsor, rating, paygrade, and fiscal year. (output from DDEBASELD).
- 2) //GO.EREQIN1, BASID69, PL/1 regional (1) data set containing requirements by rating (output from DDARTOUT).
- 3) //GO.EREQIN0, BASID69, sequential data set containing requirements by rating (output from DDARTOUT).
- 4) //GO.RATINDEX, RATINDEX, index containing valid enlisted rating codes, paygrades, and titles.

NOTE: BASID69, the output from DDARTOUT, may be a sequential or direct access data set. Coding for both types of data sets are included in the JCL and the user must specify on a control card that type which is to be accessed.

Preparation:

- 1) Extract DDESPAPP from DDJOBS78.
- 2) //GO.EREQIN1, BASID69, change BASID to the base identification code of the unapportioned requirement data set from DDARTOUT.
- 3) //GO.EREQIN0, same as step 3
- 4) //GO.SYSIN

OPRN control card

columns 6-8 number of ratings in RATINDEX
columns 10-14 base identification of output data set
column 16 if 1, then BASID69 will be read as direct access regional (1). If 0, then BASID69 will be read sequentially.

Generated Output:

- 1) //GO.EREQOUT, BASID PL/1 regional (3) direct access data set with requirements by rating reapportioned to include program element sponsor. The data set conforms with the common MINI-NAMPS base format.

5.4 Enlisted Base Update:

POM 78 MINI-NAMPS maintain a permanent Enlisted requirement base with the capability of creating an updated version on an as required basis. DDEUPDATE will update any Enlisted requirement base using a selected DELTAXX with generated support and create a new base. It is the responsibility of the staff to identify this new data set as a new master base or an alternate base.

5.4.1 DDEUPDATE

The Job and Its Purpose:

DDEUPDATE creates a PL/1 regional (3) Enlisted requirement base by updating an existing base with a selected delta and generated support billets. Requirements are stored in the data set by fiscal year and paygrade and are accessible by rating code and program element sponsor. A report is generated to display total requirement changes by fiscal year and paygrade.

```
//GZCUPTR JOB (WEU2,386,B),'POM 78 NAMPS'  
//PLI EXEC PLYCALL,NAMF='WEU2LLC.NAMPS78',DISK=PDS005,  
// PROGRAM=UPDATE,CORE=200K  
//GO.RATENDX DD DSN=WEU2LLC.NAMPS78.INDEX(RATINDX),DISP=(SHR,KEEP),  
// VOL=SER=PDS005,UNIT=FILE,DCB=(RECFM=FB,LRECL=80,  
// BLKSIZE=3120)  
//GO.DESINDX DD DUMMY  
//GO.REQIN DD DSN=WEU2LLC.SDELTA,DISP=(SHR,KEEP),  
// VOL=SER=FILE17,UNIT=FILE,DCB=(RECFM=FB,LRECL=339,BLKSIZE=12882)  
//GO.DATEUP DD DSN=WEU2LLC.EAXXY,DISP=(OLD,KEEP),  
// VOL=SER=FILE34,UNIT=FILE,DCB=(RECFM=F,LRECL=350,LIMCT=1,OPTCD=E)  
//GO.NEWBASE DD DSN=WEU2GZC.EAZZY,DISP=(NEW,KEEP),UNIT=FILE,  
// VOL=SER=FILE39,DCB=(RECFM=F,LRECL=350,LIMCT=1,OPTCD=E),  
// SPACE=(TRK,112)  
//GO.SYSOUT DD SYSOUT=A  
//GO.SYSPRINT DD SYSOUT=A  
//GO.SYSIN DD *  
OPR2 1976 105 ZZZZ YYYY  
TITL ENLISTED REQUIREMENTS UPDATE REPORT -
```

Data Sets Required:

- 1) //GO.REQIN, SDELTA~~XX~~, extracted delta plus support billets from DDREFORMAT.
- 2) //GO.DATEUP, EAXXY, enlisted requirement base to which update billets are applied.
- 3) //GO.RATINDX, RATINDX, index data set containing valid rating codes, paygrades and titles.
- 4) //GO.SYSIN, control records.

Preparation:

- 1) Extract DDEUPDATE from DDJOBS78.
- 2) //GO.REQIN, SDELTA~~XX~~, change ~~XX~~ to the number of the extracted delta.
- 3) //GO.DATEUP, EAXXY, change to the base identification code of the master Enlisted requirement base.
- 4) //GO.NEWBASE, EAZZY, change EAXXY to the identification code of the new Enlisted requirement base (see Appendix E for detailed instructions)
- 5) //GO.SYSIN
OPRN control card
column 5 2 for enlisted base update
columns 7-10 current year
columns 12-14 number of ratings in RATINDX
columns 16-20 identification code of new base
columns 22-26 identification code of base being updated.



TITL control card
columns 6-72 update report title

Generated Output:

- 1) //GO.NEWBASE, EAZZY, PL/1 regional (3) requirement base after delta plus support has been applied.

2) //GO.SYSOUT, SYSOUT=A, report displaying total requirement changes by fiscal year and paygrade.

Data Set Layouts:



PROGRAM: DDUPDATE

LRECL = 339

INPUT FILE: GO.REQIN

DSORG = PS

A - DELTA NUMBER

B - O, E, G, W

C - PROGRAM ELEMENT

D - SPONSOR CODE

E - RATING OR DESIGNATOR CODE

F_{ij} - BILLETS/MEN FOR FY i AND PAYGRADE j. (6 x 9 ARRAY)

Sample Output:

REQUIREMENTS UPDATE REPORT - ENLISTED 19/05/76

BILLETS FOR BLANK RATINGS

YEAR	GRADE								
	1	2	3	4	5	6	7	8	9
1977	+0000	+0000	+0000	+0000	+0000	+0000	+0000	+0000	+0000
1978	+0000	+0000	+0000	+0009	+0000	+0000	+0009	+0032	+0000
1979	+0000	+0000	+0000	+0009	+0000	+0000	+0012	+0033	+0000
1980	+0000	+0000	+0000	+0009	+0000	+0000	+0014	+0035	+0000
1981	+0000	+0000	+0000	+0009	+0000	+0000	+0014	+0036	+0000
1982	+0000	+0000	+0000	+0009	+0000	+0000	+0014	+0043	+0000

NUMBER OF BILLETS ADDED

YEAR	GRADE								
	1	2	3	4	5	6	7	8	9
1977	-0047	-0001	-0015	-0021	-0031	-0022	-0015	-0001	+0001
1978	-3581	+3127	-3489	-1759	-0992	-0700	-0200	-0099	-0018
1979	-2964	+3941	-0111	-0035	+0224	+0072	+0053	-0059	+0005
1980	-1132	+2462	-0299	-0103	+0183	+0057	+0004	-0072	-0010
1981	-1014	+3299	+0006	+0014	+0247	+0118	-0020	-0079	-0007
1982	-1515	+3335	-0177	+0020	+0352	+0234	+0018	-0056	-0004

6.0 ENLISTED INVENTORY SUBSYSTEM

6. Enlisted Inventory Subsystem

6.1 General:

The Enlisted Inventory Subsystem accomplishes the two major tasks of Inventory Base Load and MFAST Inventory Projection. The Inventory data bases specify the projected manpower available to the Navy for up to six fiscal years and are created from magnetic tape which contain output from the ADSTAP system.

6.2 Inventory Base Load:

ADSTAP.FAST generates an Enlisted Inventory Projection based on a specified Enlisted Requirement Base. Sub-tasks within the Inventory Base Load subsection load this Projected Inventory Base and make adjustments to certain Rating structure differences between existing personnel planning systems and manpower planning systems. DDESPAPP then distributes the Inventory base over Sponsors and stores the base in the standard Mini-NAMPS format.

6.2.1 DDVIDEXT

The Job and Its Purpose:

DDVIDEXT selects the appropriate data (VID) from the ADSTAP tape provided by the Navy and writes it to a disk data set.

```
//LLCVIDX JOB (WEU2,386,B),'POM 78 NAMPS'  
//MESSAGE 034360,R  
//RUNIT EXEC FORGCALL,NAME='WEU2LIC.NAMPS78',DISK=PDS005,  
// PROGRAM=VIDEXT  
//GO.FT08F001 DD DSN=ADSTAP.UFAST.OUTPUT,DISP=(OLD,KEEP),  
// UNIT=2420,LABEL=(,SL),DCB=(LRECL=1040,BLKSIZE=5204,  
// RECFM=VBS),VOL=SER=034360  
//GO.FT09F001 DD DSN=WEU2LLC.DXXXINV,DISP=(NEW,PASS),  
// VOL=SER=FILE36,UNIT=FILE,SPACE=(TRK,(20,2)),  
// DCB=(RECFM=FB,LRECL=80,BLKSIZE=3120)  
//GO.FT10F001 DD *  
996 = VID CODE TO BE EXTRACTED FROM FAST TAPE  
/*  
//SORTT EXEC IITSRT  
//SORTIN DD DSN=WEU2LLC.DXXXINV,DISP=(OLD,DELETE)  
//SORTOUT DD DSN=WEU2LLC.EINVLDIR.BASID,DISP=(NEW,KEEP),UNIT=FILE,  
// VOL=SER=FILE36,SPACE=(TRK,(10,2)),DCB=*.SORTIN  
//SYSIN DD *  
SORT FIELDS=(9,4,A,13,4,D,1,4,A),FORMAT=CH,SIZE=E3000  
/*
```

Data Sets Required:

- 1) //GO.FT08F001, the current ADSTAP - FAST binary output tape.

Preparation:

- 1) Extract DDVIDEXT from DDJOBS78
- 2) //GO.FT09F001, DXXXINV, change XXX to the current month. (i.e. XXX=FEB for February)
- 3) //SORTIN, same as step 2.
- 4) Insure that the tape volume number on the MESSAGE and GO.FT08F001 cards corresponds to that of the ADSTAP - FAST tape.
- 5) //SORTOUT, EINVLIN.BASID, change BASID to the appropriate Inventory base identification code.

Generated Output:

- 1) //SORTOUT, EINVLIN.BASID, a disk data set containing selected VID's sorted by Rating, VID, and fiscal year.

Data Set Layouts:

BINARY TAPE FILE
READ WITH FORTRAN UNFORMATED READ
(See program source)

1040

PROGRAM: VIDEXT LRECL = 1040

INPUT: GO.FT08F001 DSORG = PS (BINARY DATA FROM ADSTAP.UFAST)

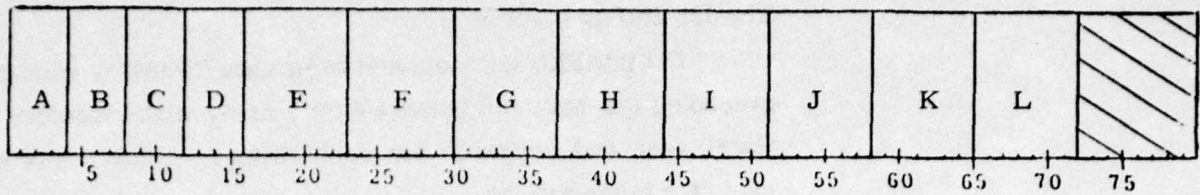
VARIABLE 1: RFY - RELATIVE FISCAL YR.

VARIABLE 2: AFY - ACTUAL FISCAL YR.

VARIABLE 3: RATING - NUMERIC RATING CODE

VARIABLE 4: VID - FAST VARIABLE IDENTIFICATION

VARIABLE 5: ARRAY - PROJECTED INVENTORY (32, 8)



PROGRAM: VIDEXT

LRECL = 80

OUTPUT: GO.FT09F001

DSORG = PS

- A - RELATIVE FISCAL YEAR
- B - ACTUAL FISCAL YEAR
- C - NUMERIC RATING CODE
- D - VID ('0996' USED FOR POM 78)
- E - PAYGRADE E1-E3 PROJ. INVENTORY
- F - PAYGRADE E4 PROJ. INVENTORY
- G - PAYGRADE E5 PROJ. INVENTORY
- H - PAYGRADE E6 PROJ. INVENTORY
- I - PAYGRADE E7 PROJ. INVENTORY
- J - PAYGRADE E8 PROJ. INVENTORY
- K - PAYGRADE E9 PROJ. INVENTORY
- L - PAYGRADE E1-E9 PROJ. INVENTORY

6.2.2 DDIBASELD

The Job and Its Purpose:

DDIBASELD extracts and reformats inventory from the preceding sub-task and builds a 6 by 9 array with inventory by fiscal year and paygrade for each rating. Adjustments are made for super-ratings.

```
//LLCEINVL JOB (WPU2,386,B,30,30),'PCM 78 NAMPS'  
// EXEC PLYCALL,NAME='WPU2LLC.NAMPS78',DISK=PDS005,  
// PROGRAM=TBASELD,CORE=100K  
//GO.EINV DD DSN=WPU2LLC.BASID69,UNIT=FILE,VOL=SER=FILE34,  
// DISP=(NEW,KEEP),SPACE=(TRK,(5)),  
// DCB=(RECFM=F,LRECL=350,BLKSIZE=350)  
//GO.INVRAW DD DSN=WPU2LLC.EINVIDIN.BASID,DISP=(OLD,KEEP),  
// DCB=(RECFM=FB,LRECL=80,BLKSIZE=3120),UNIT=FILE,  
// VOL=SER=FILE36  
//GO.INRAT DD DSN=WPU2LLC.NAMPS78.INDEX(RATINDX),DISP=SHR,UNIT=FILE,  
// VOL=SER=FILE35,  
// DCB=(RECFM=FB,LRECL=80,BLKSIZE=3120)  
//GO.SYSIN DD *,DCB=BLKSIZE=80  
DATE78  
OPRNA BASID 996
```

Data Sets Required:

- 1) //GO.INVRAW, EINVDIN.BASID, reformatted ADSTAP-FAST or M-FAST inventory.
- 2) //GO.INRAT, RATINDX, index data set containing valid Enlisted rating codes, paygrades, and titles.
- 3) //GO.SYSIN, control records

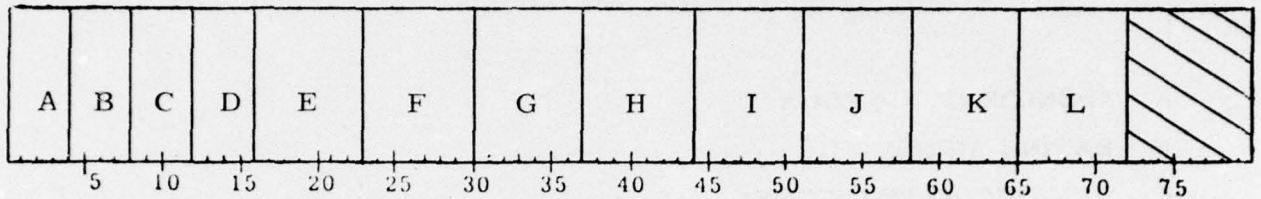
Preparation:

- 1) Extract DDIBASELD from DDJOBS78.
- 2) //GO.INVRAW, EINVDIN.BASID, change BASID to the appropriate identification code of the Inventory data set created by DDVIDEXT or DDMFAST.
- 3) //GO.EINV, BASID69, same as step 2.
- 4) //GO.SYSIN
 - a) DATE control card
columns 5-6 POM year
 - b) OPRN control card
column 5 M=M-FAST input
A=ADSTAP-FAST input
columns 7-11 Inventory base identification code
columns 13-15 VID code (usually 996)

Generated Output:

- 1) //GO.EINV,BASID69, PL/1 regional (1) data set containing an Inventory base with identification code BASID. Inventory is stored by fiscal year and paygrade for each rating, with paygrades 1-3 totaled.

Data Set Layouts:



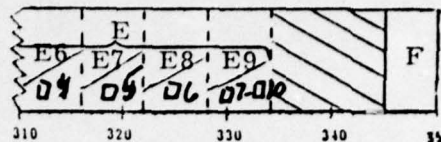
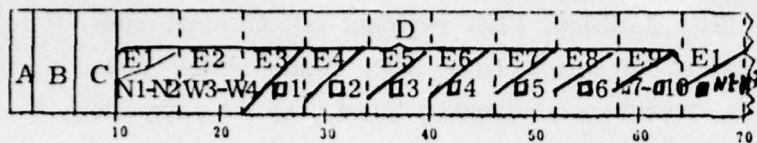
PROGRAM: IBASELD

LRECL = 80

OUTPUT: GO.INURAW

DSORG = PS

- A - RELATIVE FISCAL YEAR
- B - ACTUAL FISCAL YEAR
- C - NUMERIC RATING CODE
- D - VID ('0996' USED FOR POM 78)
- E - PAYGRADE E1-E3 PROJ. INVENTORY
- F - PAYGRADE E4 PROJ. INVENTORY
- G - PAYGRADE E5 PROJ. INVENTORY
- H - PAYGRADE E6 PROJ. INVENTORY
- I - PAYGRADE E7 PROJ. INVENTORY
- J - PAYGRADE E8 PROJ. INVENTORY
- K - PAYGRADE E9 PROJ. INVENTORY
- L - PAYGRADE E1-E9 PROJ. INVENTORY



PROGRAM: IBASELD

LRECL = 350

FILE:

DSORG = DA (REGIONAL I)

IAXXY

A - SPONSOR (P. E.) CODE

B - RATING ABREV.

C - NUMERIC RATING CODE

D - 1st FISCAL YR (POM YR - 1) PROJ. REQUIREMENTS
9 PAYGRADES

•
•
•

E - 6th FISCAL YR (POM YR + 4) PROJ. REQUIREMENTS (POM YR + 3=POM YR + 4)

F - BASE IDENTIFICATION CODE

6.2.3 DDESPAPP

The Job and Its Purpose:

The Enlisted Inventory Base loaded by IBASELD contains projected inventory at the ALL-Navy level. DDESPAPP reapportions this base and distributes inventory over Sponsors. The output data set is stored in the standard MINI-NAMPS base format.

```
//IICESPAP JOB (WEU2,386,C,30,30),'POM 78 NAMPS'  
// EXEC PLYCALL,NAME='WEU2LLC.NAMPS78',DISK=PDS005,  
// PROGRAM=ESPAPP,CORE=160K  
//GO.EREQSP DD DSN=WEU2LLC.EA00S,DISP=OLD,UNIT=FILE,VOL=SER=FILE35,  
// DCB=(RECFM=F,LRECL=350,BLKSIZE=350,LMCT=1,OPTCD=E)  
//GO.EREQIN1 DD DSN=WEU2LLC.BASID69,DISP=SHR,UNIT=FILE,  
// VOL=SER=FILE34,DCB=(RECFM=F,LRECL=350,BLKSIZE=350)  
//GO.EREQIN0 DD DSN=WEU2LLC.BASID69,DISP=SHR,UNIT=FILE,  
// VOL=SER=FILE34,DCB=(RECFM=F,LRECL=350,BLKSIZE=350)  
//GO.EREQOUT DD DSN=WEU2LLC.BASID,DISP=(NEW,KEEP),UNIT=FILE,  
// VOL=SER=FILE34,DCB=(RECFM=F,LRECL=350,BLKSIZE=350,LMCT=1,OPTCD=E),  
// SPACE=(TRK,(112))  
//GO.RATINDY DD DSN=WEU2LLC.NAMPS78.INDEX(RATINDY),  
// DISP=SHR,UNIT=FILE,  
// VOL=SER=PDS005,DCB=(RECFM=FB,LRECL=80,BLKSIZE=3120)  
//GO.SYSIN DD *,DCB=BLKSIZE=80  
CPRN 105 BASID X  
/*
```

Data Sets Required:

- 1) //GO.EREQSP, EA00S, start enlisted requirement base used to reapportion inventory to Sponsors.
- 2) //GO.EREQIN1, BASID69, All-Navy level Projected Inventory base from IBASELD.
- 3) //GO.RATINDX, RATINDX, index data set containing valid Enlisted rating codes, paygrades, and titles.
- 4) //GO.SYSIN, control records

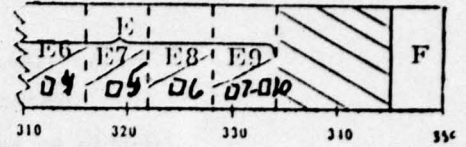
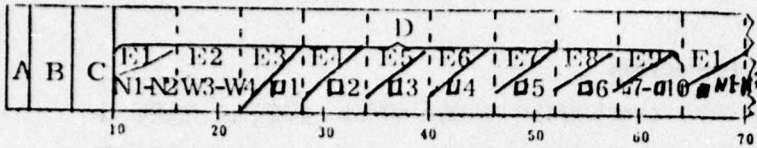
Preparation:

- 1) Extract DDESPAPP from DDJOBS78.
- 2) //GO.EREQIN1, BASID69, change BASID to the Inventory base identification code output from IBASELD.
- 3) //GO.EREQOUT, BASID, change BASID to the identification code of the reapportioned Inventory base (same as in step 2).
- 4) //GO.SYSIN
OPRN control card
columns 6-8 number of ratings in RATINDX
columns 10-14 inventory base identification code
column 16 1 for regional (1) data set

Generated Output:

- 1) //GO.EREQOUT, BASID, PL/1 regional (3) data set containing Sponsor apportioned Enlisted Inventory base.

Data Set Layouts:



PROGRAM: EBASELD

LRECL = 350

FILE: IAXXY

DSORG = DA (REGIONAL 3)

A - SPONSOR (P. E.) CODE

B - RATING ABREV.

C - NUMERIC RATING CODE/

D - 1st FISCAL YR (POM YR - 1) PROJ. REQUIREMENTS
9 PAYGRADES

•
•
•

E - 6th FISCAL YR (POM YR + 4) PROJ. REQUIREMENTS (POM YR + 3=POM YR + 4)

F - BASE IDENTIFICATION CODE

6.3 M-FAST/Inventory Projection

Because of time constraints, under which ADSTAP.FAST is unable to respond, the interim Inventory projection module MFAST was incorporated into the MINI-NAMPS system. DDMRATES uses as input the FAST system log of a start base projection and computes inventory ratios by rating and fiscal year. DDMFAST then approximates the output of ADSTAP.FAST, within confidence limits, using the previously calculated ratios and an updated Enlisted requirement base processed through DDMREFORM.

6.3.1 DDMRATES

The Job and Its Purpose:

DDMRATES inputs the FAST system log of a start base projection and computes ratios of inventory by Enlisted rating and fiscal year.

```
//JJJMPAT JOB (WEU2,386,C,99), 'POM 78 NAMPS', REGION=200K, MSGLEVEL=(2,0)
/*MESSAGE 027674,RS;027690,RS
//MRATES EXEC PLIXCOMP,OPTIONS='NAG,NO(E),NSTG,NOP'
//SYSIN DD *
//GO EXEC PLIXLKG0,PARM,LOAD=' '
//GO.FAST DD DSN=ADSTAP.FAST.TAPE2,UOL=SER=027674,UNIT=2420,
//          DCB=(LRECL=133,BLKSIZE=133,RECFM=FB),LABEL=1,
//          DISP=OLD
//          DD DSN=ADSTAP.UFAST.TAPE2,UOL=SER=027690,UNIT=2420,
//          DCB=(LRECL=133,BLKSIZE=133,RECFM=FB),LABEL=1,
//          DISP=OLD
//GO.OUTFILE DD DSN=WEU2JJJ.FRATES,UOL=SER=FILE06,UNIT=FILE,
//            DISP=NEW,DCB=(LRECL=92,BLKSIZE=3128,RECFM=FB),
//            SPACE=(TRK,(30,5),RLSE)
//SORT EXEC LITSRT,COND=(8,LE)
//LSORT.SORTIN DD DSN=*.GO.GO.OUTFILE,UNIT=FILE,UOL=SER=FILE06,
//              DISP=OLD,DCB=*.GO.GO.OUTFILE
//LSORT.SORTOUT DD DSN=*.SORTIN,UNIT=FILE,UOL=SER=FILE06,
//              DISP=(OLD,KEEP),DCB=*.SORTIN
//LSORT.SYSIN DD *
SORT FIELDS=(3,4,A,1,2,A,7,2,A),FORMAT=CH,FILSZ=E5000
?
```

Data Sets Required:

- 1) //GO.FAST, FAST.TAPE2, FAST system log of a start base projection. (magnetic tape from BUPERS)

Preparation:

- 1) Extract DDMRATES from DDJOBS78
- 2) Change MESSAGE and GO.FAST statements to reflect appropriate tape volume numbers.
- 3) Submit as class C job with the time option = 99 (See JCL)

Generated Output:

- 1) //GO.OUTFILE, FRATES, ratios by rating and fiscal year used as input to MFAST.

6.3.2 DDMFAST

The Job and Its Purpose:

DDMFAST calculates Projected Enlisted Inventory which approximates within satisfactory confidence limits the output of ADSTAP.FAST.

```
//JJJMFSTE JOB (NEU2,386,B), 'POM 78 NAMPS',MSGLEVEL=(2,0)
//* *****
//* ***** ** EXECUTE MFAST *****
//* *****
//MFAST EXEC PGM=MFAST,REGION=250K
//STEPLIB DD DSN=NEU2LLC.NAMPS78,UNIT=FILE,UOL=SER=PDS008,DISP=SHR
//SYSPRINT DD SYSOUT=A,DCB=(RECFM=FBA,LRECL=133,BLKSIZE=133)
//SYSOUT DD SYSOUT=A,DCB=(LRECL=133,BLKSIZE=1330)
//RATES DD DSN=NEU2JJJ.FRATES,UOL=SER=FILE06,UNIT=FILE,DISP=SHR
//INV DD DSN=NEU2JJJ.MBASID,UOL=SER=FILE06,UNIT=FILE,DISP=SHR
//SYSIN DD *
?
```

Data Sets Required:

- 1) //RATES, FRATES, inventory ratios by rating and fiscal year as output from DDMRATES.
- 2) //INV, MBASID, updated Enlisted requirement base.

Preparation:

- 1) Extract DDMFAST from DDJOBS78.
- 2) //INV, MBASID, change BASID to the appropriate updated Enlisted base identification code.

Generated Output:

- 1) //SYSOUT, SYSOUT=A, projected inventory base.

6.3.3 DDMREFORM

The Job and Its Purpose:

DDMREFORM reformats any updated Enlisted requirement base and creates a data set suitable for input to DDMFAST.

```
//JJJMREFM JOB (WEU2,386,B,5),'POM 78 NAMPS'  
// EXEC PLIXCALL,NAME='WEU2LLC.NAMPS78',DISK=PDS005,  
// PROGRAM=MRFFORM,CORE=60K  
//GO.EBASE DD DSN=WEU2JJJ.BASID,DISP=OLD,UNIT=FILE,VOL=SER=FILE35,  
// DCB=(RECFM=F,I RECL=350,BLKSIZE=350,LIMCT=1,OPTCD=E)  
//GO.MEBASE DD DSN=WEU2JJJ.MBASID,DISP=(NEW,KEEP),UNIT=FILE,  
// VOL=SER=FILE35,DCB=(RECFM=FB,LRECL=80,BLKSIZE=3120),  
// SPACE=(TRK,(10,2))  
//GO.RDEX DD DSN=WEU2LLC.NAMPS78.INDEX(RATINDY),DISP=SHR,UNIT=FILE,  
// VOL=SER=FILE06,DCB=(RECFM=FB,LRECL=80,BLKSIZE=3120)
```

Data Sets Required:

- 1) //GO.EBASE, BASID, updated Enlisted Requirement base.
- 2) //GO.RDEX, RATINDX, index containing valid Enlisted rating codes, paygrades and title.

Preparation:

- 1) Extract DDMREFORM from DDJOBS78.
- 2) //GO.EBASE, BASID, change BASID to the appropriate Enlisted base identification code.
- 3) //GO.MEBASE, MBASID, same as step 2.

Generated Output:

- 1) //GO.MEBASE, MBASID, reformatted Enlisted Requirement base used as input to MFAST.

7.0 ENLISTED NEC SUBSYSTEM

7. Enlisted NEC Subsystem

7.1 General

The Enlisted NEC Subsystem is comprised of a single subsection which processes NEC data exclusively for interface with, and support of, the C-School Planning System, SISTERN.

7.2 LOAD/UPDATE/PUNCH

Two programs perform the tasks specified in this subsection. DDNEPROGL is a load program which uses NEC data extracted from the MAPMIS billet file to create a master data set conformable for input to the SISTERN System. DDNEPROG performs the remaining two tasks dependent on a parameter specified at run time. The final DELTAXX, extracted from the IDMS data base, is used to update the master NEC data set. Billet counts for each updated NEC are extracted and punched cards are provided as input for SISTERN and C-School Planning.

7.2.1 DDNEPROGL

The Job and Its Purpose:

DDNEPROGL inputs enlisted requirements from the MAPMIS System and extracts information required to create two NEC related data sets. NECMAST is a PL/1 regional (1) dataset containing sea and shore billets by NEC and rating. NECINDX is a sequential dataset which provides an index of all the NEC, rating, and submarine code combinations extracted from the requirement data.

```

//GSXNEPL JOB (WEU2,386,C,250,30),'POM 78 NAMPS'
//GO EXEC PLIXCALL,NAME='WEU2LLC.NAMPS78',DISK=PDS005,
//      PROGRAM=NEPROG,CORF=200K
//GO.P2 DD DUMMY
//GO.P1 DD DUMMY
//GO.S2 DD SYSOUT=A,DCB=(RECFM=F,LRECL=80,BLKSIZE=80)
//GO.S1 DD SYSOUT=A,DCB=(RECFM=F,LRECL=80,BLKSIZE=80)
//GO.SYSIN DD *
DATE XYYY
LOAD
//GO.F1 DD DSN=WEU2GSY.REQMNTS.UDYENAL,UNIT=FILE,DISP=(OLD,KEEP),
//      VOL=SER=FILE28,DCB=(RECFM=FB,LRECL=126,BLKSIZE=3150)
//GO.F2 DD DSN=WEU2GSY.NECMAST,VOL=SER=FILE32,UNIT=FILE,
//      DCB=(RECFM=F,LRECL=127),DISP=(NEW,KEEP),SPACE=(TRK,(50,5),RLSE)
//GO.F3 DD DUMMY
//GO.F4 DD DSN=WEU2GSY.NECINDX,VOL=SER=FILE32,UNIT=FILE,
//      DCB=(RECFM=FB,LRECL=8,BLKSIZE=3520),SPACE=(TRK,(2,1),RLSE),
//      DTSP=(NEW,KEEP)
//GO.F5 DD DUMMY

```

Data Sets Required:

- 1) //GO.F1, REQMNTS.UDYENAL, enlisted requirement data base from the MAPMIS System.

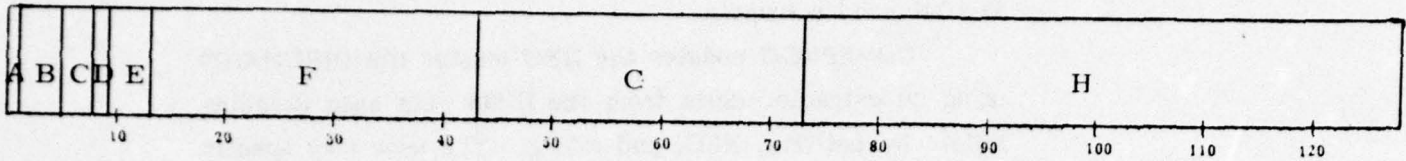
Preparation:

- 1) Extract DDNEPROGL from DDJOBS78
- 2) //GO.SYSIN
 - a) DATE XYYY, change XX to the year and YY to the month corresponding to the effective starting date.
- 3) Submit DDNEPROGL as a Class C job with the time option = 250.

Generated Output:

- 1) //GO.F2, NECMAST, NEC master file detailing sea and shore billets by NEC and rating.
- 2) //GO.F4, NECINDX, index data set with all NEC, rating, and submarine code combinations located in the requirement base.

Data Set Layouts:



PROGRAM: NEPROG

LRECL = 127

INPUT FILE: F1

DSORG = DA (REGIONAL 1)

A - UPDATE CODE

B - NEC

C - RATING

D - SUB CODE

E - DATE

F - SEA BILLETS (Array of 5 years)

G - SHORE BILLETS (Array of 5 years)

H - CURRENT FY REQUIREMENTS (Array of 9 paygrades)

7.2.2 DDNEPROG

The Job and Its Purpose:

DDNEPROG updates the NEC master file (NECMAST) using an extracted delta from the IDMS data base detailing billets by activity, NEC, and rating. The user may specify changed NEC requirements or all NEC requirements be output on punched cards for subsequent C-School planning.

```
//GSXNEP JOB (WEU2,386,C,250,30),'POM 78 NAMPS'  
//SORT2 EXEC LITSRT  
//SORTIN DD DSN=WEU2GSX.NECDELXX,UNIT=FILE,DISP=SHR,  
//      VOL=SER=FILE28,DCB=(RECFM=FB,LRECL=53,BLKSIZE=3498)  
//SORTOUT DD DSN=WEU2GSX.SORT.NECDELXX,UNIT=FILE,DISP=(NEW,KEEP),  
//      VOL=SER=FILE28,DCB=(RECFM=FB,LRECL=53,BLKSIZE=3498),  
//      SPACE=(TRK,(90,10),RLSE)  
//SYSIN DD *  
      SORT FIELDS=(19,4,A,11,4,A),FORMAT=CH,SIZE=E20000  
/*  
//GO EXEC PLIXCALL,NAME='WEU2LLC.NAMPS78',DISK=PLS005,  
//      PROGRAM=NEPROG,CORE=200K  
//GO.P2 DD DSN=WEU2GSX.CHANGED.NECS2,UNIT=FILE,DISP=(NEW,KEEP),  
//      VOL=SER=FILE32,DCB=(RECFM=FB,LRECL=80,BLKSIZE=3120),  
//      SPACE=(TRK,(50,10),RLSE)  
//GO.P1 DD DSN=WEU2GSX.CHANGED.NECS1,UNIT=FILE,DISP=(NEW,KEEP),  
//      VOL=SER=FILE32,DCB=(RECFM=FB,LRECL=80,BLKSIZE=3120),  
//      SPACE=(TRK,(50,10),RLSE)  
//GO.S2 DD SYSOUT=A,DCB=(RECFM=F,LRECL=80,BLKSIZE=80)  
//GO.S1 DD SYSOUT=A,DCB=(RECFM=F,LRECL=80,BLKSIZE=80)  
//GO.SYSIN DD *  
DATE XYYY  
UPDT  
FNCH ALL CHG  
//GO.F1 DD DUMMY  
//GO.F6 DD DSN=WEU2GSX.NECMAST,VOL=SER=FILE32,UNIT=FILE,  
//      DCB=(RECFM=F,LRECL=127),DISP=(OLD,KEEP)  
//GO.F3 DD DUMMY  
//GO.F4 DD DSN=WEU2GSX.NECINDX,VOL=SER=FILE32,UNIT=FILE,DISP=SHR  
//      DCB=(RECFM=FB,LRECL=8,BLKSIZE=3520)  
//GO.F5 DD DSN=WEU2GSX.SORT.NECDELXX,UNIT=FILE,DISP=(OLD,KEEP),  
//      VOL=SER=FILE32,DCB=(RECFM=FB,LRECL=53,BLKSIZE=3498)
```

Data Sets Required:

- 1) //SORTIN,NECDELXX, billets by activity, NEC, and rating extracted from the IDMS data base.
- 2) //GO.F6, NECMAST, NEC master file containing sea and shore billets by NEC and rating.
- 3) //GO.F4, NECINDEX, index data set with all NEC, rating, and submarine activity code combinations contained in the requirement base.

Preparation:

- 1) Extract DDNEPROG from DDJOBS78.
- 2) //SORTIN, NECDELXX, change XX to the delta number.
- 3) //SORTOUT, SORT.NECDELXX, change XX to the delta number.
- 4) //GO.F5, SORT.NECDELXX, change XX to the delta number.
- 5) //GO.SYSIN
 - a) DATE XYY, change XYY to the year and month of the effective starting date.
 - b) UPDT , must always be coded/
 - c) PNCH NEC CHG , must always be coded
(ALL) (ALL)
NEC/ALL - if NEC, then punch those requirements specified in GO.F3 data set.
-if ALL, then punch all requirements

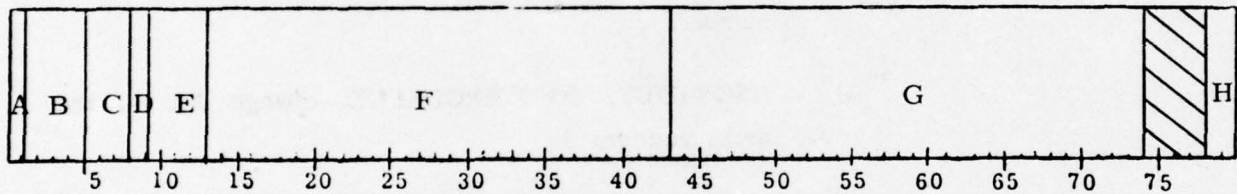
CHG/ALL - if CHG, then punch updated requirements only
- if ALL, then punch all requirements in NECMAST

- 6) Submit DDNEPROG as a Class C job with the time option = 250.

Generated Output:

- 1) //GO.P1, CHANGED.NECS1, punch file for card type 6.
(see Data Set Layouts)
- 2) //GO.P2, CHANGED.NECS2, punch file for card type 5.
(see Data Set Layouts)

Data Set Layouts:



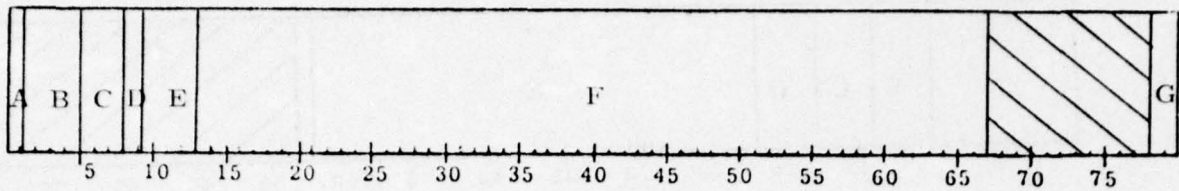
PROGRAM: NEPROG

LRECL = 80

OUTPUT FILE: P1

DSORG = PS

- A - UPDATE CODE
- B - NEC
- C - RATING
- D - SUB CODE
- E - DATE
- F - SEA BILLETS (Array of 5 years)
- G - SHORE BILLETS (Array of 5 years)
- H - CARD TYPE ('05')



PROGRAM: NEPROG

OUTPUT FILE: P2

A - UPDATE CODE

B - NEC

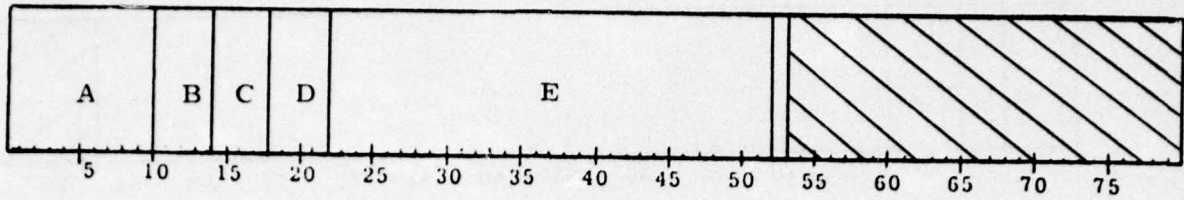
C - RATING

D - SUB CODE

E - DATE

F - CURRENT FY REQUIREMENTS (Array of 9 paygrades, descending)

G - CARD TYPE ('06')



PROGRAM: NEPROG

LRECL = 53

INPUT FILE: F5

DSORG = PS

A - ACTIVITY

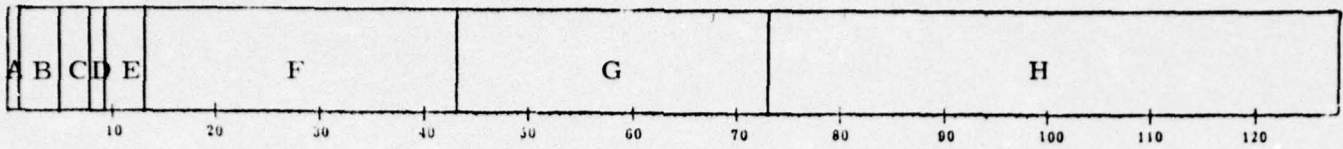
B - RATING

C - PAYGRADE

D - NEC

E - BILLETS (Array of 6 years, each year contains 5 characters)

F - SEA SHORE CODE



PROGRAM: NEPROG

LRECL = 127

OUTPUT FILE (DDNEPROGL): F2

DSORG = REGIONAL (1)

UPDATE FILE (DDNEPROG): F6

A - UPDATE CODE

B - NEC

C - RATING

D - SUB CODE

E - DATE

F - SEA BILLETS (Array of 5 years)

G - SHORE BILLETS (Array of 5 years)

H - CURRENT FY REQUIREMENTS (Array of 9 paygrades)

8.0 OFFICER REQUIREMENT SUBSYSTEM

BOK
DYNAMICS, INC.
15825 SHADY GROVE ROAD
ROCKVILLE, MARYLAND 20850

8. Officer Requirement Subsystem

8.1 GENERAL:

The Officer Requirement Subsystem is designed to perform two specific functions accomplishing the tasks of loading and updating the Officer Requirement data base. DDOBASELD uses output from the MAPMIS System contained on magnetic tape to load an initial Officer base. DDOUPDATE provides the capability of updating any of the Officer bases using a selected delta extracted from the IDMS data base. Each Officer Requirement base specifies the projected officer manpower required by the Navy for six fiscal years beginning in POM YR-1. or with the year previous to the POM.

8.2 OFFICER BASE LOAD:

The Base Load subsection details the procedure for loading a new officer requirement data base. Because of programming and storage considerations, only nine officer paygrades are stored in the requirement base. The paygrade conversion is detailed in table T.7.2.

<u>Code</u>	<u>Grade</u>	<u>Abbr.</u>	<u>Data Base Paygrade</u>
P	Warrant Officer-1	WO1	01
O	Chief Warrant Officer-2	CWO2	01
N	Chief Warrant Officer-3	CWO3	02
M	Chief Warrant Officer-4	CWO4	02
L	Ensign	ENS	03
K	Lieutenant (Junior Grade)	LTJG	04
J	Lieutenant	LT	05
I	Lieutenant Commander	LCDR	06
H	Commander	CDR	07
G	Captain	CAPT	08
B,C,D	Admiral	ADM,VADM, RDMV	09

TABLE T.8.2

8.2.1 DDOBASELD

The Job and its Purpose:

DDOBASELD reformats an officer requirements base and creates a regional (3) file accessible by sponsor, designator, and requirements by fiscal year and paygrade. Program elements are excluded in the reformatting process and a unique base identification is inserted. An optional report may be specified by the user to display billets by fiscal year and paygrade within designators and program element sponsors. All sponsor and all navy totals by fiscal year and paygrade are also displayed. Creation of the regional (3) file may be suppressed so that only the report is generated.

```
//GZCOBLD JOB (WEU2,386,B,30,30),'POM 78 NAMPS'  
/*MESSAGE XXXXXX,RS  
//SOFTER EXEC LITSRT  
//SORTIN DD DSN=REQMNTS.UODYJAN,DISP=OLD,UNIT=2420,  
// VOL=(PRIVATE,RETAIN,SER=XXXXXX),LABEL=(1,SL)  
//SORTOUT DD DSN=WEU2GZC.OFF.REQIN,DISP=(NEW,KEEP),  
// VOL=SER=FILE34,UNIT=FILE,SPACE=(TRK,(20,2),RLSE),  
// DCB=(RECFM=FB,LRECL=49,BLKSIZE=3038)  
//SYSIN DD *  
SORT FIELDS=(12,2,A,7,4,A),FORMAT=CH,SIZE=E5000  
/*  
//RUNIT EXEC PLYCALL,NAMF='WEU2LLC.NAMPS78',DISK=PDS005,  
// PROGRAM=OBASELD,CORE=300K  
//GO.IP DD DSN=WEU2GZC.OFF.REQIN,DISP=OLD,UNIT=FILE,  
// VOL=SER=FILE34,DCB=(RECFM=FB,LRECL=49,BLKSIZE=3038)  
//GO.OUTBASE DD DSN=WEU2GZC.OAXXX,DISP=(NEW,KEEP),  
// UNIT=FILE,DCB=(RECFM=F,LRECL=350,BLKSIZE=350),  
// VOL=SER=FILE36,SPACE=(TRK,120)  
//GO.INDES DD DSN=WEU2LLC.NAMPS78.INDEX(DESINDX).INIT,DISP=SHR,  
// UNIT=FILE,VOL=SER=PDS005,DCB=(RECFM=FB,LRECL=80,BLKSIZE=3120)  
//GO.INSP DD DSN=WEU2LLC.NAMPS78.INDEX(PESINDX),DISP=SHR,  
// UNIT=FILE,VOL=SER=PDS005,DCB=(RECFM=FB,LRECL=80,BLKSIZE=3120)  
//GO.SYSOUT DD SYSOUT=A  
//GO.SYSPRINT DD SYSOUT=A  
//GO.SYSIN DD *,DCB=BLKSIZE=80  
DATE78 06  
TIT1 REQUIREMENT REPORT - BASE 0A000  
OPRNO1 17 150 OAXXX  
//
```

Data Sets Required:

- 1) //SORTIN, REQMENTS.ODYJAN, the officer requirement data base received from BUPERS on magnetic tape.
- 2) //GO.IP, OFF.REQIN, the sorted officer base to be reformatted and loaded.
- 3) //GO.INDES, DESINDEX, the index of valid officer designator codes, paygrades, and titles.
- 4) //GO.INSR, PESINDEX, the index of valid program element sponsors with short and long titles.

Preparation:

- 1) Extract DDOBASELD from DDJOBS78.
- 2) //GO.OUTBASE, change OAXXX to the base identification to be loaded.
- 3) //GO.SORTIN, change ZZZZZZ to the tape volume number.
- 4) //GO.SYSIN
OPRNYZ 17 150 OAXXX
 - a) change OAXXX to the base identification.
 - b) Y = '1', no sponsor - designator report will be generated.
Y = '0', will generate a report detailing officer requirement by fiscal year and paygrade for each designator within a program element sponsor, total officer requirements for each program element sponsor, and all Navy officer requirements.


c) Z = '1', the officer base will not be loaded on disk.

Z = '0', base OAXXX will be loaded on disk.

Generated Output:

- 1) GO.OUTBASE, OAXXX, the officer requirement formatted in the standard MINI-NAMPS Base format.
- 2) //GO.SYSOUT, SYSOUT=A, the requirements report with billets by fiscal year and paygrade for designators within program element sponsors, totals for program element sponsors, and ALL NAVY totals. See Sample Output.

Data Set Layouts:



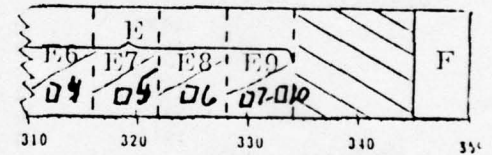
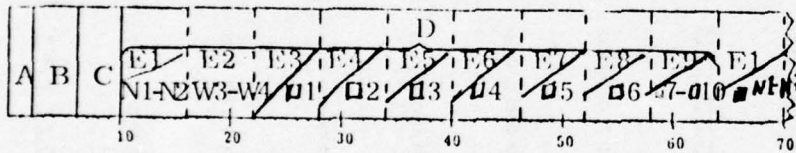
PROGRAM: DD0BASELD

LRECL = 49

FILE: GQ.IP

DSORG = PS

- A - PROGRAM ELEMENT
- B - DESIGNATOR CODE
- C - SPONSOR CODE
- D - B/A
- E - BILLETS BY FISCAL YEAR
- F - BLANK



PROGRAM: IBASELD

LRECL = 350

FILE: OAXXY

DSORG = DA (REGIONAL 3)

- A - SPONSOR (P. E.) CODE
- B - RATING ABREV./DESIGNATOR
- C - NUMERIC RATING CODE/BLANK
- D - 1st FISCAL YR (POM YR - 1) PROJ. REQUIREMENTS
9 PAYGRADES/RANKS
-
-
-
- E - 6th FISCAL YR (POM YR + 4) PROJ. REQUIREMENTS (POM YR + 3=POM YR + 4)
- F - BASE IDENTIFICATION CODE

SAMPLE OUTPUT:

REQUIREMENT REPORT - BASE 0A000											PAGE
PROGRAM SPONSOR	FISCAL YEAR	1	2	3	4	GRADE 5	6	7	8	9	TOTAL
DESIGNATOR - 1050	1977	0	0	0	0	0	0	0	1528	0	1528
	1978	0	0	0	0	0	0	0	1483	0	1483
	1979	0	0	0	0	0	0	0	1505	0	1505
	1980	0	0	0	0	0	0	0	1452	0	1452
	1981	0	0	0	0	0	0	0	1443	0	1443
	1982	0	0	0	0	0	0	0	1443	0	1443
DESIGNATOR - 1110	1977	0	0	0	0	262	0	0	0	0	262
	1978	0	0	0	0	263	0	0	0	0	263
	1979	0	0	0	0	263	0	0	0	0	263
	1980	0	0	0	0	263	0	0	0	0	263
	1981	0	0	0	0	263	0	0	0	0	263
	1982	0	0	0	0	263	0	0	0	0	263
DESIGNATOR - 1120	1977	0	0	0	0	0	0	0	618	0	618
	1978	0	0	0	0	0	0	0	480	0	480
	1979	0	0	0	0	0	0	0	543	0	543
	1980	0	0	0	0	0	0	0	446	0	446
	1981	0	0	0	0	0	0	0	446	0	446
	1982	0	0	0	0	0	0	0	446	0	446
DESIGNATOR - 1130	1977	0	0	0	0	0	189	0	0	0	189
	1978	0	0	0	0	0	187	0	0	0	187
	1979	0	0	0	0	0	187	0	0	0	187
	1980	0	0	0	0	0	182	0	0	0	182
	1981	0	0	0	0	0	182	0	0	0	182
	1982	0	0	0	0	0	182	0	0	0	182
DESIGNATOR - 1160	1977	0	0	13	0	0	0	0	0	0	13
	1978	0	0	13	0	0	0	0	0	0	13
	1979	0	0	13	0	0	0	0	0	0	13
	1980	0	0	13	0	0	0	0	0	0	13
	1981	0	0	13	0	0	0	0	0	0	13
	1982	0	0	13	0	0	0	0	0	0	13
DESIGNATOR - 1170	1977	0	0	30	0	0	0	0	0	0	30
	1978	0	0	30	0	0	0	0	0	0	30
	1979	0	0	30	0	0	0	0	0	0	30
	1980	0	0	30	0	0	0	0	0	0	30
	1981	0	0	30	0	0	0	0	0	0	30
	1982	0	0	30	0	0	0	0	0	0	30
DESIGNATOR - 1300	1977	0	0	0	0	0	0	30	0	0	30
	1978	0	0	0	0	0	0	30	0	0	30
	1979	0	0	0	0	0	0	30	0	0	30
	1980	0	0	0	0	0	0	30	0	0	30
	1981	0	0	0	0	0	0	30	0	0	30
	1982	0	0	0	0	0	0	30	0	0	30
DESIGNATOR - 1301	1977	0	0	0	0	0	0	126	0	0	126
	1978	0	0	0	0	0	0	126	0	0	126
	1979	0	0	0	0	0	0	126	0	0	126
	1980	0	0	0	0	0	0	126	0	0	126
	1981	0	0	0	0	0	0	126	0	0	126
	1982	0	0	0	0	0	0	126	0	0	126

8.3 OFFICER BASE UPDATE

Similar to the Enlisted Subsystem, POM-78 MINI-NAMPS maintains a permanent officer requirement data base with the capability of creating an updated version on an as-required basis. The job DDOUPDATE will update any officer requirement data base using a selected Delta XX and create a new one; it is the responsibility of the staff to identify this new data set as a new master base or an alternate base.

8.3.1 DDOUPDATE

The Job and its Purpose:

DDOUPDATE creates a regional (3) officer requirement base using a selected delta as input. Data is reformatted to exclude program element and include a unique base identification code. Requirements are stored by fiscal year and paygrade and are accessible by designator code and program element sponsor. A report is generated to display total requirement changes by fiscal year and paygrade.

```
//GZCUPTR JOB (WEU2,386,B), 'POM 78 NAMPS'  
//PLI EXEC PLIXCALL, NAME='WEU2LLC.NAMPS78', DISK=PDS005,  
// PROGRAM=UPDATE, CORE=200K  
//GO.DESINDX DD DSN=WEU2ILC.NAMPS78.INDEX (DESINDX), DTSP=(OLD,KEEP),  
// VOL=SER=PDS005, UNIT=FILE, DCB=(RECFM=FB, LRECL=80,  
// BLKSIZE=3120)  
//GO.RATINDX DD DUMMY  
//GO.REQIN DD DSN=WEU2LLC.SDELTAXX, DISP=(SHR,KEEP),  
// VOL=SER=FILE17, UNIT=FILE, DCB=(RECFM=FB, LRECL=339, BLKSIZE=12882)  
//GO.DATEUP DD DSN=WEU2LLC.OAXXY, DISP=(OLD,KEEP),  
// VOL=SER=FILE34, UNIT=FILE, DCB=(RECFM=F, LRECL=350, LIMCT=1, OPTCD=E)  
//GO.NEWBASE DD DSN=WEU2LLC.OAZZY, DISP=(NEW,KEEP), UNIT=FILE,  
// VOL=SER=FILE39, DCB=(RECFM=F, LRECL=350, LIMCT=1, OPTCD=E),  
// SPACE=(TRK,112)  
//GO.SVSOUT DD SYSOUT=A  
//GO.SYSPRINT DD SYSOUT=A  
//GO.SYSIN DD *  
OPRN1 1976 106 OAZZY OAXXY  
TITL OFFICER REQUIREMENTS UPDATE REPORT -
```

Data Sets Required:

- 1) //GO.REQIN, SDELTA~~XX~~, delta XX requirement changes as generated from Support Subsystem.
- 2) //GO.DATEUP, OAYYY, base identification code of base to be updated.
- 3) //GO.NEWBASE, OAZZZ, base identification code of new base.
- 4) //GO.DESINDEX, DESINDEX, index of valid officer designator codes and titles.

Preparation:

- 1) Extract DDOUPDATE from DDJOBS78
- 2) //GO.REQIN, SDELTA~~XX~~, change XX to the delta number.
- 3) //GO.DATEUP, OAYYY, change YYY to the base identification code of the base being updated.
- 4) //GO.NEWBASE, OAZZZ, change XXX to the base identification code of the base being created.
- 5) //GO.SYSIN
OPRN1 1976 106 OAZZZ OAYYY
 - a) Change OAZZZ to base identification code of base being created (new base)
 - b) Change OAYYY to base identification code of base being updated (current base)

9.0 BASE REPORTS/DISPLAY SUBSYSTEM

BOK
DYNAMICS, INC.
15825 SHADY GROVE ROAD
ROCKVILLE, MARYLAND 20850

9. Base Reports/Display Subsystem

9.1 GENERAL

The three subsections of the Base Reports/Display subsystem allow the users of MINI-NAMPS to match requirements with requirements or inventory, print detailed requirement reports, and compare bases. This is accomplished by:

- 1) the interactive plot query which allows users to display single plots and query for ratings/designators which differ by more than a specified criterion (see Section 10.2.2);
- 2) the plot reports, in which requirement and inventory are plotted by fiscal year, (see Section 10.3.1)
- 3) the Enlisted and Officer Requirements Plans
- 4) the base comparison report.

9.2 Plot Query

The two programs which comprise the Plot Query subsection provide the users of MINI-NAMPS 78 with the capabilities of storing, retrieving, and displaying billets/men by fiscal year and paygrade for any enlisted or officer requirement base or enlisted inventory base. Each base is loaded with billets/men aggregated at an all NAVY level. In addition, a base identification code and narrative is stored and provides a unique description of the contents of each base.

9.2.1 DDPLOTDL

The Job and Its Purpose:

DDPLOTDL a) reformats a regional (3) enlisted/officer requirement base or enlisted inventory base and appends a new base to PLOTD, the regional (1) file containing all current bases; b) inserts the base identification code and description in the regional (1) file containing base narratives (STATUS); c) deletes an existing base and description from PLOTD and STATUS. Information in PLOTD may be accessed sequentially or directly, using ratings or

designators as keys. Within each rating/designator, billets/men are stored by fiscal year and paygrade for each base at an all sponsor level. All Navy totals by fiscal year and paygrade are stored in the last keyed record in file PLOTD.

```
//GZCPLTLD JOB (WEU2,386,B,30,30),'POM 78 NAMPS'  
//RUNIT EYEC PLEXCALL,NAME='WEU2LLC.NAMPS78',DISK=PDS005,  
// PROGRAM=PLCTDLD,CORF=250K  
//GO.BSTATUS DD DSN=WEU2LLC.STATUS,DISP=(OLD,KEEP),UNIT=FILE,  
// VOL=SER=FILE34,DCB=(RECFM=F,LRECL=800,BLKSIZE=800),  
// SPACE=(TRK,(10,2),RLSE)  
//GO.PLOTD DD DSN=WEU2LLC.PLOTD,DISP=(OLD,KEEP),UNIT=FILE,  
// VOL=SER=FILE34,DCB=(RECFM=F,LRECL=12785,BLKSIZE=12785),  
// SPACE=(TRK,112)  
//GO.BASE1 DD DUMMY  
//GO.BASE3 DD DSN=WEU2LLC.BXYYZ,DISP=SHR,UNIT=FILE,  
// VOL=SER=FILE34,DCB=(RECFM=F,LRECL=350,BLKSIZE=350,LIMCI=1,OPTCD=F)  
//GO.RATINDX DD DSN=WEU2LLC.NAMPS78.INDEX(RATINDX),DISP=(SHR,KEEP),  
// UNIT=FILE,VOL=SER=PDS005,DCB=(RECFM=FB,LRECL=80,BLKSIZE=3120)  
//GO.DESINDX DD DSN=WEU2LLC.NAMPS78.INDEX(DESINDX),DISP=(SHR,KEEP),  
// UNIT=FILE,VOL=SER=PDS005,DCB=(RECFM=FB,LRECL=80,BLKSIZE=3120)  
//GO.SYSIN DD *  
TIT1E PROJECTED ENLISTED AUTHORIZATIONS (NAMPS REPORT 21.13)  
TIT2A ORIGINAL SOURCE 30 JAN BILLET FILE (RENQUAL)  
TIT301 BASE EA002 (REPORT 21.03) WITH DELTA 01 SPP APPLIED  
TIT42 CONSTRAINED PAYGRADES (62.2) BASED ON EA010 END STRENGTH  
DATE78  
CNTR105 BXYYZ V W
```

Data Sets Required:

- 1) //GO.STATUS, STATUS, PL/1 regional (1) file containing base identification codes and descriptions.
- 2) //GO.PLOTD, PLOTD, PL/1 regional (1) file containing billets/men by fiscal year and paygrade for each base.
- 3) //GO.BASE3, BXYYZ, any enlisted/officer requirement base or enlisted inventory base.
- 4) //GO.RATINDX, RATINDX, index of valid enlisted rating codes and titles.
- 5) //GO.DESINDX, DESINDX, index of valid officer designator codes and titles.

Preparation:

- 1) Extract DDPLOTDL from DDJOBS78
- 2) //GO.BASE3, BXYYZ, change data set to appropriate base identification code (see POM-78 NAMPS PLOTTING SYSTEM USERS GUIDE for explanation of coding)
- 3) //GO.SYSIN
 - a) DATE XX must always be coded
XX specifies the POM year
 - b) CNTRAAA BXYYZ 3 W must always be coded.
AAA = 105 for enlisted base
= 106 for officer base

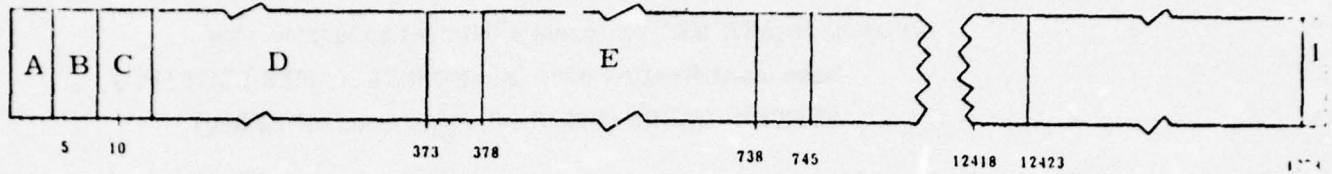
BXYYZ = base identification code
W = '1' for initial load of file PLOTD
= '2' for adding a base to PLOTD and STATUS
= '3' for deleting a base from PLOTD
and STATUS
 - c) TITNB description must always be coded
TITNX description must always be coded
TITN YY description must always be coded
TITNZ description must always be coded

N = sequentially numbered title card
BXYYZ = base identification code.

Generated Output:

- 1) //GO.BSTATUS, STATUS, updated regional (1) file containing base descriptions.
- 2) //GO.PLOTD, PLOTD, updated regional (1) file containing billets/men by fiscal year and pay grade for each base.

Data Set Layouts:



PROGRAM: PLOTLD

LRECL = 12785

FILE: GO.PLOTD

DSORG = DA (REGIONAL 1)

A - RATING (DA KEY)

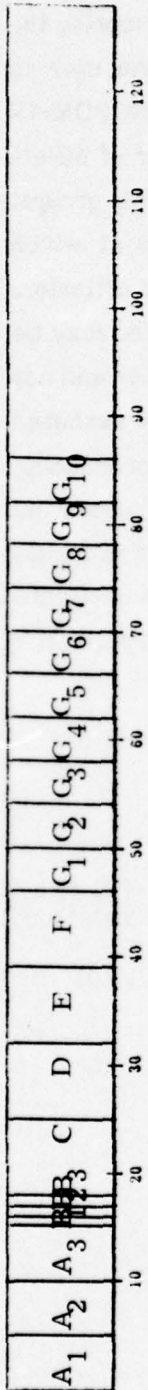
B - DESIGNATOR (DA KEY)

C - BASE IDENTIFICATION CODE #1

D - 10 BY 6 ARRAY, 6 BYTES PER ITEM-ENL/OFF REQUIREMENTS
(10 = 9 PAYGRADE AND TOTAL)
(6 = 6 FISCAL YRS: POM-1 thru POM+4)

E - 35 BASES AS DEFINED BY C AND D

F - POM YR



PROGRAM: PLOTD LRECL = 86

OUTPUT FILE: STATOUT DSORG = PS

A_{1,2,3} = BASE IDENTIFICATIONS

B = PLOT LABELS

C = RTGP TYPE (LIST, DOD, OPI, ETC)

D = SUM/NOSUM

E = PG/NOPG

F = RAT/NORAT

G_{1-G10} = RATINGS/DESIGNATORS IN LIST KEYWORD STRING

9.2.2 PLOTCLIST

The Job and Its Purpose:

PLOTCLIST is one of three interactive programs that comprise the POM-78 NAMPS Information Retrieval Subsystem. It allows the user to display plots using data from any of the available bases of the POM-78 NAMPS system for the purpose of comparing the selected number of billets and/or men in the bases for specified ratings/paygrades, and rating groups. Additionally, it allows the user to query those ratings/paygrades at which the absolute difference of the billets and/or men meet a specified criterion. Plots may be displayed at the all Navy level and the print command may be used to specify that plots are to be listed offline on the NIH printer and not displayed at the terminal. PLOTCLIST runs under TSO and is executed with the command: EXEC PLOTCLIST. PLOTCLIST, as used in the preceding command, is a TSO C-LIST (See Appendix F) which includes all allocation and call commands necessary for executing the program. The user should refer to the POM-78 PLOTTING SYSTEM - USER'S GUIDE for complete explanations and examples of all commands required to execute the program. (APPENDIX F)

```
FREEALL
ALLOC FILE (STATUS) DA ('WEU2LLC.STATUS'/KEY) SHR VOL (FILE34)
ALLOC FILE (RATIN) DA ('WEU2LLC.NAMPS78.INDEX (RATINDX) '/KEY) SHR VOL (PDS005)
ALLOC FILE (DESIN) DA ('WEU2LLC.NAMPS78.INDEX (DESINDX) '/KEY) SHR VOL (PDS005)
ALLOC FILE (PLOTD) DA ('WEU2LLC.PLOTD'/KEY) SHR VOL (FILE34)
ALLOC FILE (STATOUT) DA ('WEU2GZC.STATOUT'/KEY) VOL (FILE07) SP (50,10) BL (86) NEW
FREE FILE (SYSPRINT)
FREE FILE (SYSOUT)
ALLOC FILE (SYSPRINT) DA (*)
ALLOC FILE (SYSOUT) DA (*)
ALLOC FILE (SYSIN) DA (*)
CALL 'WEU2LLC.NAMPS78 (PLOTCLIST) '/KEY '/00'
WHEN SYSRC (NE 511) EXEC PROC5
FREE FILE (STATUS)
FREE FILE (RATIN)
FREE FILE (DESIN)
FREE FILE (PLOTD)
SUBMIT BATCH.PLOT
FREE FILE (STATOUT)
UNCAT STATOUT
END
FREE FILE (STATOUT)
SCRATCH STATOUT
END
```

Data Sets Required:

- 1) PLOTD aPL/1 regional (1) data set with billets and/or men by rating/paygrade for each available base.
- 2) RATIN, a sequential data set containing valid rating codes.
- 3) DESIN, a sequential data set containing valid designator codes.
- 4) STATUS, aPL/1 regional (1) Data set containing identifications and descriptions of all available bases.
- 5) STATOUT, a sequential data set containing all information necessary to produce plots offline at the NIH printer.
- 6) PLOTCLIST, a TSO data set containing allocate and call commands as follows:

NOTE: Key must be replaced by the designated keyword for initials WEU2.

Preparation:

- 1) Logon to TSO with the same account code and initials as used for WYLBUR, then type in: EXEC PLOTCLIST
- 2) Refer to POM-78 PLOTTING SYSTEM USER'S GUIDE for Commands. (Appendix F)

9.3 Batch Plots

This batch version of the Plotting function is used when Plots are desired to the Sponsor level. With the exception of the Criterion command function, all capabilities of PLOTCLIST are available in the batch version.

9.3.1 DD PLOTB

The Job and Its Purpose:

DDPLOTB produces plots of ratings (designators) and rating (designator)/ paygrades on the All Navy level as well as on the program element sponsor level. It is designed to allow two or three sets of data to be plotted. Thus, one can show: Requirement vs. Inventory; Alternate Requirement vs. Requirement; Alternate Requirement vs. Requirement vs. Inventory; etc. The system is additionally flexible in that it allows first, a graduated level of detail ranging from an ALL NAVY plot to a plot showing a particular paygrade of a rating or designator for an individual program element sponsor; and second, the ordering of plot reports alphabetically or in various groups with accompanying group totals. Control cards determine the type of plots that are produced. Each frame indicates billets on the Y-axis and fiscal year (77-82) on the X-axis.

```
//LLCPLOTB JOB (WEU2,386,B,30,30),'POM 78 NAMPS'  
// EXEC PLIXCALL,NAME='WEU2LLC.NAMPS78',DISK=PDS005,  
// PROGRAM=PLOTB,COPE=200K  
//* INB1 THRU INB3 ARE USED ONLY WHEN SPONSOR PLOTS ARE SPECIFIED  
//GO.INB1 DD DSN=WEU2LLC.BASID,UNIT=FILE,VOL=SER=FILE36,  
// DISP=SHR,DCB=(RECFM=F,LRECL=350,BLKSIZE=350,LIMCT=1,OPTCD=E),  
//GO.INB2 DD DCB=(RECFM=F,LRECL=350,BLKSIZE=350,LIMCT=1,OPTCD=E),  
// DSN=WEU2LLC.BASID,UNIT=FILE,VOL=SER=FILE34,DISP=SHR  
//GO.INB3 DD DCB=(RECFM=F,LRECL=350,BLKSIZE=350,LIMCT=1,OPTCD=E),  
// DSN=WEU2LLC.BASID,UNIT=FILE,VOL=SER=FILE34,DISP=SHR  
//GO.RDINDX DD DSN=WEU2LLC.NAMPS78.INDEX(RATINDX),UNIT=FILE,  
// VOL=SER=PDS005,DISP=SHR,DCB=(RECFM=FB,LRECL=80,BLKSIZE=3120)  
//GO.SPOINDX DD DSN=WEU2LLC.NAMPS78.INDEX(PESINDX),UNIT=FILE,  
// VOL=SER=PDS005,DISP=SHR,DCB=(RECFM=FB,LRECL=80,BLKSIZE=3120)  
//GO.GRPINDX DD DSN=WEU2LLC.NAMPS78.INDEX(GRPINDX),UNIT=FILE,  
// VOL=SER=PDS005,DISP=SHR,DCB=(RECFM=FB,LRECL=80,BLKSIZE=3120)  
//GO.PLOTS DD SYSOUT=A  
//GO.BSTATUS DD DSN=WEU2LLC.STATUS,UNIT=FILE,VOL=SER=FILE34,  
// DISP=SHR,DCB=(RECFM=FB,LRECL=800,BLKSIZE=3200)  
//GO.PLOTD DD DSN=WEU2LLC.PLOTD,UNIT=FILE,VOL=SER=FILE34,  
// DISP=SHR,DCB=(RECFM=F,LRECL=12785,BLKSIZE=12785)  
//GO.COVER DD DSN=WEU2LLC.COVER.R2411,UNIT=FILE,  
// VOL=SER=FILE06,DISP=(OLD,KEEP),DCB=(RECFM=FB,LRECL=80,BLKSIZE=3120)  
//GO.SYSIN DD *,DCB=BLKSIZE=90  
DATE78  
TIT1***NAMPS REPORT 24.11 - ALNAV RATING/PAYGRADE ***  
OPRNX BASID1 BASID2 BASID3 ALLZY 105  
/*
```

Data Sets Required:

- 1) //GO.SYSIN, control cards.
- 2) //GO.PLOTD, PL/1 regional (1) data set containing requirements by fiscal year and paygrade for each base at the All Sponsor level.
- 3) //GO.RDINDEX, RATINDEX, index data set containing valid enlisted rating codes, paygrades, and titles.
- 4) //GO.SPDINDEX, PESINDEX, index data set containing valid program element sponsor codes and title.
- 5) //GO.GRPINDEX, GRPINDEX, index data set containing DOD and HEW group titles.
- 6) //GO.BSTATUS, STATUS, PL/1 regional (1) data set with identification codes and descriptions for each base in PLOTD.
- 7) //GO.COVER, COVER.REPORT, data set containing cover information for a plot report.
- 8) //GO.INB1, BASID, PL/1 regional (3) Enlisted or Officer Requirement base or Enlisted Inventory base with requirements apportioned by sponsor and rating/designator.
- 9) //GO.INB2, BASID, comparison base (same as #8)
- 10) //GO.INB3, BASID, comparison base (same as #8)

NOTE: If only two bases are to appear with the plotted output, then GO.INB3 should be dummied.

Preparation:

- 1) **Extract DDPLOTB from DDJOBS78**
- 2) **//GO.COVER, COVER.REPORT, change REPORT to the appropriate identifier code (see Appendix F) and modify description in data set.**
- 3) **//GP.INB1, BASID, change BASID to the identification code of the specified Enlisted/Officer requirement or Enlisted Inventory base.**
- 4) **//GO.INB2, BASID, same as step 3.**
- 5) **//GO.INB3, BASID, if three bases are to be plotted, then follow instructions for step 3. Otherwise, this data set should be dummied.**
- 6) **//GO.SYSIN, specify desired parameters as follows:**
 - a) **DATE control card**
columns 5-6 POM year
columns 7-17 current date
 - b) **TITX control card**
column 4 title card number (max=9)
columns 5-72 narrative
 - c) **OPRN control card**
column 5 number of bases to be plotted
(min=2, max=3)
columns 7-11 first base identification code
(must be requirements)
column 12 lable corresponding to first base
columns 14-18 second base identification code
columns 19 label correspond to second base
columns 21-25 third base identification code
column 26 lable corresponding to third base
column 21-31 ALL1 = rating plots
ALL2 = rating/paygrade plots
ALL3 = sponsor rating plots
ALL4 = sponsor rating/paygrade plots

column 32	1 = alphabetic rating order/numeric designator order
	2 = HEW (OP01) rating group/officer design groups.
	3 = DOD (PERS) Rating Group (not valid for officer base)
columns 34-36	number of ratings in RATINDX/ number of designators in DEXINDX
columns 37-38	starting sponsor range
columns 40-41	end sponsor range

Generated Output:

- 1) //GO.PLOTS, SYSOUT=A, the plot report. Depending on the parameters specified on the 'ALL' control card, the data set may exceed the line number limit specified on the JOB card (see JCL). Presently, this limit is set to 30,000 lines. If the output is expected to exceed this limit an NIH defined SPOUT tape must be created to receive the output.

Sample Output:

***NAMPS REPORT 24.12 - ALNAV RATING/PAYGRADE ***

PAGE 194

RATING: YN E9

B	122					
I	120					
L	118					
L	116				*	*
E	114		A		*	
T	112		*	*		B
S	110			B	B	B
/	108	*				
M	106	I				
E	104					
N	102					
	100					
		77	78	79	80	81
						82

RATING: YN

B	9500					
I	9400					A
L	9300	*	B		*	B
L	9200		*	*		
E	9100					
T	9000					
S	8900			I		I
/	8800					
M	8700					
E	8600				I	
N	8500					I
	8400					
		77	78	79	80	81
						82

NAVY TOTAL E4

B	98700					
I	98200					A
L	97700					*
L	97200				A	
E	96700					B
T	96200			A	B	B
S	95700	*	B			
/	95200			B		
M	94700		*			
E	94200			I		
N	93700					
	93200				I	I
		77	78	79	80	81
						82

9.4 ERP/ORP/Compare

9.4.1 DDBKERPREP

The Job and Its Purpose:

The JOB DDBKERPREP generates requirements data in a format similar to that of the OP-01's Enlisted Requirement Plan for six fiscal years.

```
//LLCBKERA JOB (WEU2,386,B),'POM 78 NAMPS'  
//SORT1 EXEC I'TSRT  
//SORTIN DD DSN=WEU2LLC.ART.OTBASID,DISP=SHR,UNIT=FILE,  
//          DCB=(LRECL=80,BLKSIZE=3120,RECFM=FB),VOL=SER=FILE36  
//SORTOUT DD DSN=EEARTSRTD,UNIT=SYSDA,DISP=(NEW,PASS),  
//          SPACE=(TRK,(5,1)),DCB=*.SORTIN  
//SYSTN DD *  
          SORT FIELDS=(11,4,A,18,1,D),FORMAT=CH,SIZE=E600  
/*  
//RUNIT EXEC CBLACALL,NAME='WEU2LLC.NAMPS78',  
//          PROGRAM=BKERPREP,DISK=PDS005,CORE=80K  
//GO.TTLCRDS DD DSN=WEU2LLC.NAMPS78.INDEX(ERPTITLE),UNIT=FILE,  
//          DCB=(RECFM=FB,LRECL=80,BLKSIZE=3120),VOL=SER=PDS005,  
//          DISP=(OLD,KEEP)  
//GO.INPPAT DD DSN=EEARTSRTD,DISP=(OLD,PASS,KEEP),  
//          DCB=(LRECL=80,BLKSIZE=3120,RECFM=FB)  
//GO.OFFCAND DD DSN=WEU2LLC.OFFCAND,UNIT=FILE,DISP=SHR,  
//          VOL=SER=PIE06,DCB=(RECFM=FB,LRECL=80,BLKSIZE=3120)  
//GO.ERPRPT DD SYSOUT=A
```

Data Sets Required:

- 1) //SORTIN, ART.OTBASID, the output of the program ARTESIA.
- 2) //GO.TTLCRDS, ERPTITLE, index containing titles from the Navy ERA.
- 3) //GO.OFFCAND, OFFCAND, a data set containing the rating and number of candidates eligible for officer training in each fiscal year.

Preparation:

- 1) Extract DDBKERPREP from DDJOBS78.
- 2) //SORTIN, change BASID to the identification code of the base output from ARTESIA.

Generated Output:

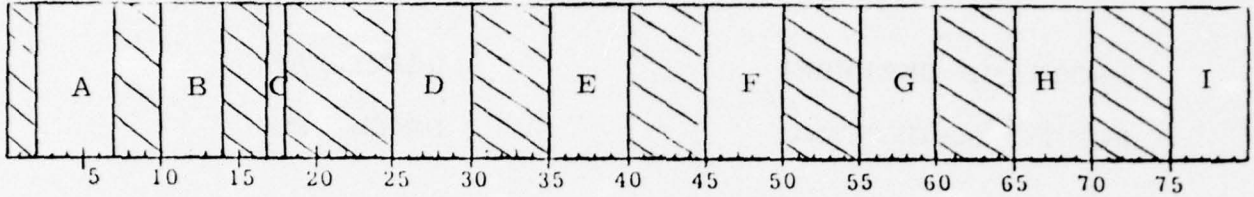
- 1) //GO.ERPRPT, the ENLISTED REQUIREMENTS PLAN manual formatted for 8½ by 11 paper.

NOTE:

The load module BRERPREP is currently set up for fiscal years 1977 thru 1982. When these years no longer apply, it will be necessary to update the COBOL source code and recreate the load module. Follow the instructions below to update the source code.

- 1) Extract BKERPREP.COB from WEU2LLC.PROGS78.
- 2) Renumber using WYLBUR's NUMBER command.
- 3) Change all '1977', '1978', '1979', '1980', '1981', '1982' to the applicable years.
- 4) Modify line 499 to contain the appropriate span of years.
- 5) Modify line 503 to contain the appropriate date.
- 6) Replace the source code in WEU2LLC.PROGS78.
- 7) Save the source code as a separate data set.
- 8) Recreate the load module.

Data Set Layouts:




PROGRAM: BKERPREP

LRECL = 80

INPUT: GO.INREQ

DSORG = PS

- A - RATE (EXAMPLE BCM)
- B - NUMERIC RATING CODE
- C - PAY GRADE
- D - REQUIREMENT FOR POM YR - 1
- E - REQUIREMENT FOR POM YR
- F - REQUIREMENT FOR POM YR + 1
- G - REQUIREMENT FOR POM YR + 2
- H - REQUIREMENT FOR POM YR + 3
- I - REQUIREMENT FOR POM YR + 4



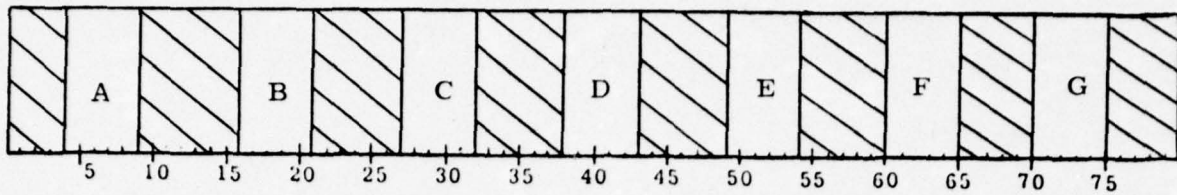
PROGRAM: BKERPREP

LRECL = 80

INPUT: GO.TTLCARDS

DSORG = PS

- A - RATING ABBREVIATION
- B - RATING TITLE
- C - NUMERIC RATING CODE



PROGRAM: BKERPREP

LRECL = 80

INPUT: GO.OFFCAND

DSORG = PS

A - OC TITLE

B - OC REQUIREMENT POM YR - 1

C - OC REQUIREMENT POM YR

D - OC REQUIREMENT POM YR + 1

E - OC REQUIREMENT POM YR + 2

F - OC REQUIREMENT POM YR + 3

G - OC REQUIREMENT POM YR + 4

Sample Output:

AVIATION STRUCTURAL MECHANIC

PAGE 71

PROJECTED REQUIREMENTS						
RATE	FY 1977	FY 1978	FY 1979	FY 1980	FY 1981	FY 1982
AMCS	384	380	365	357	361	361
AMSC	521	513	510	497	502	502
AMS 1	1296	1278	1238	1205	1210	1210
AMS 2	1640	1609	1567	1567	1571	1571
AMS 3	1832	1798	1769	1785	1793	1793
AMHC	430	424	422	407	411	411
AMH 1	1091	1075	1060	1040	1050	1050
AMH 2	1324	1299	1300	1296	1299	1299
AMH 3	1610	1582	1571	1600	1609	1609
AMEC.	161	161	162	160	159	159
AME 1	532	525	508	491	494	494
AME 2	656	657	647	631	641	641
AME 3	730	735	724	704	709	709
TOTAL	12207	12036	11843	11740	11809	11809

STRIKERS						
AMSAN	1786	1830	1795	1728	1743	1743
AMHAN	1253	1291	1275	1224	1232	1232
AMEAN	570	554	543	526	530	530
TOTAL	3609	3675	3613	3478	3505	3505

9.4.2 DDBKORP

The Job and Its Purpose:

DDBKORP generates requirements data in a format similar to that of the Chief of Naval Operations Officer Requirements Plan for six fiscal years.

```
//GZCORP JOB (WEU2,386,B,30,30),'POM 78 NAMPS'  
//RUNIT EXEC PLYCALL,NAME='WEU2LIC.NAMPS78',DISK=PDS005,  
// PROGRAM=BKORP,CORE=250K  
//GO.HEADING DD DSN=WEU2GZC.HEADER.BKORP,DISP=OLD,UNIT=FILE,  
// VOL=SER=FILE06,DCB=(RECFM=F,LRECL=120,BLKSIZE=4800)  
//GO.TITLES DD DSN=WEU2GZC.TITLE.BKORP,DISP=OLD,UNIT=FILE,  
// VOL=SER=FILE06,DCB=(RECFM=F,LRECL=130,BLKSIZE=5200)  
//GO.DESINDX DD DSN=WEU2LLC.NAMPS78.INDEX(DESINDX),DISP=SHR,UNIT=FILE,  
// VOL=SER=PDS005,DCB=(RECFM=FB,LRECL=80,BLKSIZE=3120)  
//GO.OBASE DD DSN=WEU2LLC.OAXXX,DISP=SHR,UNIT=FILE,  
// VOL=SER=FILE36,DCB=(RECFM=F,LRECL=350,BLKSIZE=350)  
//GO.COVER DD DSN=WEU2GZC.COVER.PAGE.BKORP,DISP=OLD,UNIT=FILE,  
// VOL=SER=FILE06,DCB=(RECFM=FB,LRECL=80,BLKSIZE=3120)  
//GO.BUILD DD DSN=WEU2GZC.BUILD.BKORP,DISP=OLD,UNIT=FILE,  
// VOL=SER=FILE06,DCB=(RECFM=FB,LRECL=80,BLKSIZE=3120)  
//GO.SYSOUT DD SYSOUT=A,DCB=(RECFM=FBA,LRECL=120,BLKSIZE=2400)  
//GO.SYSIN DD *,DCB=BLKSIZE=80
```

Data Sets Required:

- 1) //GO.DESINDX, DESINDX, the index of valid officer designator codes, paygrades, and titles.
- 2) //GO.OBASE, OAXXX, any regional (3) officer requirements base.
- 3) //GO.TITLES, TITLE.BKORP, a sequential data set containing titles for each report page.
- 4) //GO.BUILD, BUILD, BKORP, a sequential data set containing ranges of designators and paygrades included on each page of the report.
- 5) //GO.HEADING, HEADER.BKORP, a sequential data set containing print characters for requirements plan matrix.
- 6) //GO.COVER,COVER.PAGE,BKORP, cover page information.

Preparation:

- 1) Extract DDBKORP from DDJOBS78.
- 2) //GO.OBASE, change OAXXX to the appropriate officer requirements base.

- 3) //GO.COVER, modify COVER.PAGE.BKORP to contain appropriate title page information.

Generated Output:

- 1) //GO.SYSOUT, SYSOUT=A, the Officer Requirements Plan.
See Sample Output.

Data Set Layouts:

A

PROGRAM: DDBKORP LRECL = 130 130
INPUT FILE: GO.TITLES DSORG = PS

A = REPORT GENERATOR TITLE

A

PROGRAM: DDBKORP LRECL = 120 120
INPUT FILE: GO.HEADING DSORG = PS

A = PRINT CHARACTERS FOR A GIVEN MATRIX LINE



PROGRAM: DDBKORP

LRECL = 80

INPUT FILE: GO.BUILD

DSORG = PS

A - KEY NUMBER OF FIRST DESIGNATOR IN MATRIX

B - KEY NUMBER OF LAST DESIGNATOR IN MATRIX

C - HIGHEST PAYGRADE IN MATRIX

D - LOWEST PAYGRADE IN MATRIX

E - 0-1 DIGIT TO SPECIFY MATRIX TYPE
(0=SHORT FORM 1=EXPANDED FORM)

Sample Output:

DESIGNATOR 1650 REQUIREMENT
SPECIAL DUTY OFFICER (PUBLIC AFFAIRS)

GRADE	FY 1977	FY 1976	FY 1975	FY 1966	FY 1961	FY 1952	FAC*		
							T	E	R
FLAG	0	0	0	0	0	0			
CAFT	161	161	161	158	156	158			
CDR	84	83	83	83	83	83			
LCDR	299	300	289	286	286	286			
LT	141	140	139	139	139	139			
LTJG	0	0	0	0	0	0			
ENS	0	0	0	0	0	0			
TOTAL	685	684	672	666	666	666			

9.4.3 DDBASCOMP

The Job and Its Purpose:

DDBASCOMP generates a display comparing any two enlisted bases. The types of bases included in the comparison may be requirement vs. requirement, requirement vs. inventory, inventory vs. requirement, or inventory vs. inventory. The display compares billets/men by rating and paygrade at an all Navy level as well as billets/men for each specific program element sponsor with rating and paygrade.

```
//GSXBASE JOB (WEU2,386,B,30,30), 'POM 78 NAMPS'  
//GO EXEC PLIXCALL, NAME='WEU2LLC.NAMPS78', DISK=PDS005,  
// PROGRAM=BASCOMP, CORE=150K, OPTIONS='CS(48)'  
//GO.COVER DD DSN=WEU2GSX.COVER, DISP=SHR,  
// UNIT=FILE, VOL=SER=FILE07,  
// DCB=(RECFM=FB, LRECL=80, BLKSIZE=3120)  
//GO.STATUS1 DD DSN=WEU2LLC.STATUS, DISP=SHR,  
// UNIT=FILE, VOL=SER=FILE34,  
// DCB=(RECFM=F, LRECL=800, BLKSIZE=800)  
//GO.SPODX DD DSN=WEU2LLC.NAMPS78.INDEX(PESINDX), DISP=SHR,  
// UNIT=FILE, VOL=SER=PDS005,  
// DCB=(RECFM=FB, LRECL=80, BLKSIZE=3120)  
//GO.INRAT DD DSN=WEU2LLC.NAMPS78.INDEX(RATINDX), DISP=SHR,  
// UNIT=FILE, VOL=SER=PDS005,  
// DCB=(RECFM=FB, LRECL=80, BLKSIZE=3120)  
//GO.REGA3 DD DSN=WEU2LLC.BASEID1, DISP=SHR,  
// DCB=(RECFM=F, LRECL=350, BLKSIZE=350, LIMCT=1, OPTCD=E),  
// UNIT=FILE, VOL=SER=FILE34  
//GO.REGB3 DD DSN=WEU2LLC.BASEID2, DISP=SHR,  
// DCB=(RECFM=F, LRECL=350, BLKSIZE=350, LIMCT=1, OPTCD=E),  
// UNIT=FILE, VOL=SER=FILE34  
//GO.SYSOUT DD SYSOUT=A  
//GO.SYSPRINT DD SYSOUT=A  
//GO.LISTOUT DD SYSOUT=A  
//GO.DIAGNOS DD SYSOUT=A  
//GO.SVSIN DD *, DCB=BLKSIZE=80  
DATE78 1978  
OPRN INPUT1 INPUT2 105
```

Data Sets Required:

- 1) //GO.STATUS1, STATUS, PL/1 regional (1) file containing base identification codes and base descriptions.
- 2) //GO.SPODX, PESINDX, index program element sponsors and titles.

- 3) //GO.INRAT, RATINDX, index of valid enlisted rating codes and titles.
- 4) //GO.REGA3, BASEID1, PL/1 regional (3) file containing requirement or inventory base.
- 5) //GO.REGB3, BASEID2, PL/1 regional (3) file containing requirement of inventory base.
- 6) //GO.COVER, COVER, sequential data set with cover page information.

Preparation:

- 1) Extract DDBASCOMP from DDJOBS78
- 2) //GO.REGB3, BASEID2, change BASEID2 to comparison base identification code.
- 3) //GO.REGB3, BASEID2, change BASEID2 to comparison base identification code.
- 4) //GO.SYSIN
 - a) DATEFY YEAR must always be coded
FY = POM year
YEAR = year in which bases are to be compared
 - b) OPRN INPUT1 INPUT2 105 must always be coded
INPUT1 = primary base identification code
INPUT2 = comparison base identification

Generated Output:

- 1) //GO.SYSOUT, SYSOUT = A, comparison display.
(See Sample Output)

Sample Output:

BASE COMPARISON REPORT														
0300 - OS	2028	1983	1712	1676	1480	979	694	694	155	157	57	56	6126	5545
0450 - OT	365	334	346	316	277	288	123	123	32	31	13	14	1156	1106
2700 - PC	423	462	279	287	113	118	44	50	7	7	9	9	875	933
7600 - PH	459	502	470	482	361	375	159	159	44	44	8	8	1501	1570
1080 - PI	0	0	0	0	0	0	0	0	0	0	8	12	8	12
4600 - PM	30	33	35	36	40	42	19	19	0	0	0	0	124	130
1800 - PN	1256	1074	1564	1361	1537	1599	794	796	198	200	110	107	5459	5137
7000 - PR	445	374	489	444	283	294	107	107	16	16	7	7	1347	1242
0200 - QM	1031	995	854	1025	809	608	753	755	87	88	43	41	3577	3512
1500 - RM	4881	5218	3973	4078	2583	2687	1425	1426	391	395	146	143	13399	13947
2490 - SM	1533	1607	1169	1201	919	956	301	302	118	119	69	68	4109	4253
2000 - SK	2311	2141	2141	1915	1749	1821	1153	1154	293	296	132	130	7779	7457
0250 - SN	917	686	799	607	718	736	152	152	41	41	12	12	2639	2234
3600 - SW	0	0	0	0	0	0	0	0	0	0	0	0	0	0
0800 - ST	0	0	0	0	0	0	0	0	0	0	72	65	72	65
0401 - STG	1044	1141	903	927	711	739	309	307	123	108	0	0	3090	3222
0404 - STS	919	1005	664	682	580	603	246	245	129	112	0	0	2538	2647
5700 - SW	208	209	150	155	167	174	83	83	19	19	0	0	627	640
7200 - TD	485	253	522	268	397	413	138	139	36	36	17	16	1595	1125
0500 - TH	1030	1024	1044	1071	764	795	403	403	139	141	62	61	3442	3495
5800 - UT	272	297	313	321	220	229	79	79	28	26	21	25	933	977
1700 - YW	2750	3112	2589	2120	2214	2303	1294	1294	337	341	111	108	9295	9278
TOTAL	95528	95527	84821	84546	68357	68364	32224	32224	8771	8775	3766	3761	293467	293197
ZA001 SHORTAGE	0	0	0	0	7	0	0	0	4	4	0	0	11	11
IA002 EXCESS	1	1	275	0	0	0	0	0	0	0	5	5	201	201

APPENDICES

BOK

DYNAMICS, INC.
15825 SHADY GROVE ROAD
ROCKVILLE, MARYLAND 20850

APPENDIX A

TABLE OF CONTENTS - PROGS78

START *OF* PLOTDL.D.PLI
START *OF* BKORP.PLI
START *OF* UPDATE.PLI
START *OF* OBASELD.PLI
START *OF* DELTEDIT.PLI
START *OF* PLOT.C.PLI
START *OF* FINREP.PLI
START *OF* EKERPREP.COB
START *OF* PIOTB.PLI
START *OF* ARTOUT.PLI
START *OF* ARTESIA.FORT
START *OF* VIDEXT.FORT
START *OF* IBASELD.PLI
START *OF* EBASELD.PLI
START *OF* ARTIN.PLI
START *OF* ARTOUT.PLI
START *OF* ESPAPP.PLI
START *OF* MREFORM.PLI
START *OF* DELTEXT.PLI
START *OF* DELTLD.PLI
START *OF* MRATES.PLI
START *OF* MFAST.PLI
START *OF* DELTAQ.PLI
START *OF* DELTAQB.PLI
START *OF* NEPROG.PLI
START *OF* BASCOMP.PLI
START *OF* FORMAT.PLI
START *OF* BPDELTRP.PLI
START *OF* YRSSUB.PLI
START *OF* NECDMP.PLI
START *OF* NEPROG.PLI
START *OF* SNUMPROB.COB
START *OF* REFORMAT.COB
START *OF* SUPPREPT.COB
START *OF* NAMPNARM.COB
START *OF* NNREP.COB
START *OF* INTERPTP.COB
START *OF* NARMTAPE.COB
START *OF* REQRATIO.COB
START *OF* SUPRATIO.COB
START *OF* SUMDUPS.COB
START *OF* BPSELCT.COB
START *OF* BPPFORMAT.COB
START *OF* CALCSUPP.COB

APPENDIX B

TABLE OF CONTENTS - NAMPS78

MEMBR	ARTESIA
MEMBR	ARTIN
MEMBR	ARTOUT
MEMBR	BASCOMP
MEMBR	BKERAREP
MEMBR	BKORP
MEMBR	BPDELTRP
MEMBR	BPSELCT
MEMBR	CAICSUPP
MEMBR	DELTAQ
MEMBR	DELTAQB
MEMBR	DELTEDIT
MEMBR	DELTEXT
MEMBR	DELTLD
MEMBR	EBASELD
MEMBR	ESPAPP
MEMBR	FINREP
MEMBR	FORMAT
MEMBR	IBASELD
MEMBR	INTERPTP
MEMBR	MFAST
MEMBR	MREFORM
MEMBR	NAMPNARM
MEMBR	NARMTAPE
MEMBR	NECDMP
MEMBR	NEPROG
MEMBR	NNREP
MEMBR	OBASELD
MEMBR	PLOTB
MEMBR	PLOTC
MEMBR	PLOTDL
MEMBR	REFORMAT
MEMBR	REQRATIO
MEMBR	SNUMPROB
MEMBR	SUMDUPS
MEMBR	SUPPREPT
MEMBR	SUPRATIO
MEMBR	UPDATE
MEMBR	VIDEXT
MEMBR	YRSSUB

APPENDIX C

TABLE OF CONTENTS - DDJOBS78

```

/** START *OF* PLOT.CLIST - INTERACTIVE PLOTTING ROUTINE
/** START *OF* DDPLOTDL0 - COPY REG(3) BASE TO PLOTD
/** START *OF* DDBKORP - CREATE OFFICER REQUIREMENTS REPORT
/** START *OF* DDOUPDATE - UPDATE REG(3) OFFICER BASE
/** START *OF* DDEUPDATE - UPDATE REG(3) ENLISTED BASE
/** START *OF* DDOBASELD - LOAD OFFICER BASE FROM REQUIREMENTS
/** START *OF* DDELTEDIT - LOCATE ERRORS AND REFORMAT REQUIREMENTS DATA
/** START *OF* DDPLOTB.BATCH - PRINT PLOTS AT NIH FROM STATUS FILE
/** START *OF* DDFINREP - CREATE IMPLEMENTATION REPORT
/** START *OF* DDDRAWLD - LOAD AND SORT DELTA
/** START *OF* DDVIDEXT - EXTRACTS RAW INVENTORY FROM FAST TAPE
/** START *OF* DDIBASELD - REFORMATS INVENTORY TO 9BY6 ARRAY
/** START *OF* DDARTESIA - ADJUSTS REQNTS TO SPECIFIED TOP6 RATIO
/** START *OF* DDARTOUT - REFORMATS OUTPUT OF ARTESIA TO 9BY6 ARRAY
/** START *OF* DDARTIN - REFORMATS REGIONAL(3) BASE FOR INPUT TO ARTESIA
/** START *OF* DDEBASELD - REFORMATS RAW REQ TO BASE FORMAT:
/** START *OF* DEPLOTB - GENERATES PLOT REPORTS
/** START *OF* DDESPAPP - APPORTIONS BILLETS TO APPROPRIATE SPONSORS
/** START *OF* DDDRAWREQ - LOADS RAW REQUIREMENTS FROM TAPE TO DISK
/** START *OF* DDBKERPREP - GENERATES REQUIREMENTS IN ERP FORMAT
/** START *OF* DDMREFORM - FORMATS ENL BASE FOR INPUT TO MFAST
/** START *OF* DDDELTEXT - EXTRACTS SPECIFIED DELTA FROM IDMS BASE
/** START *OF* DDDELTL0 - LOADS IDMS DATA BASE
/** START *OF* DDMRATES - COMPUTES INVENTORY RATIOS FROM FAST LOG
/** START *OF* DDMFAST - PROGRAM TO SIMULATE ADSTAP.FAST OUTPUT
/** START *OF* DDFORMAT - FORMATS ENLISTED REQUIREMENTS BASE
/** START *OF* DDBPDELTRP - BYPASS FINAL REPORT GENERATOR
/** START *OF* DDBASCOMP - PRODUCES COMPARISON REPORT BETWEEN BASES
/** START *OF* DDYRSSUB - REPLACES REQNTS OF BASE1 WITH BASE2
/** START *OF* DDNECDMP - CREATES A DATABASE FROM IDMS DATABASE
/** START *OF* DDNEPROGL - LOAD PART OF NEPROG, CREATES NECMAST
/** START *OF* DDNEPROG - UPDATE AND PUNCH PORTION OF NEC SUBSYSTEM
/** START *OF* DDREQRATIO - COMPUTES REQUIREMENTS RATIOS
/** START *OF* DDSUPPREPT - SUPPORT CALCULATIONS REPORT
/** START *OF* DDNNREP - PROGRAM TO GEN REPORT OF NARMTAPE
/** START *OF* DDSUPRATIO - CALCS GENERAL RATIOS FOR SUPPORT ALGORITHM
/** START *OF* DDNARMTAPE - CREATES REQNT RATIOS TAPE FOR NARM
/** START *OF* DDNAMPNARM - PROGRAM TO PRODUCE OP901 7TRACK TAPE
/** START *OF* DDINTERPTP - PROGRAM READS NARM TAPE WITH SUPPORT RATIOS
/** START *OF* DDREFORMAT - PROG REFORMAT CALCED SUPP RECDS INTO 9X6 MAT
/** START *OF* DDCALCSUPP - PROGRAM CALCULATES SUPPORT FOR GIVEN DELTA
/** START *OF* DDBPSELCT - PROGRAM BY PASSES IDMS LOAD/EXTRACT FOR SUPP
/** START *OF* DDBPFORMAT - REFORMATS DELTAXX.EXTRACT
/** START *OF* DELTAQ.CLIST - INTERACTIVE IDMS QUERY
/** START *OF* DDELTAQB - PATCH VERSION OF DELTA QUERY

```


APPENDIX D

COMMON MINI-NAMPS DATA SET LAYOUTS

Standard Data Set Layout Format

A	B	C	D	
---	---	---	---	--

PROGRAM: Program using file*

LRECL = Logical Record Length

FILE: DDNAME

DSORG = File Type

A = description


B = description

C = description

D = description

etc.

* If blank the file is used by all or many programs.



PROGRAM:

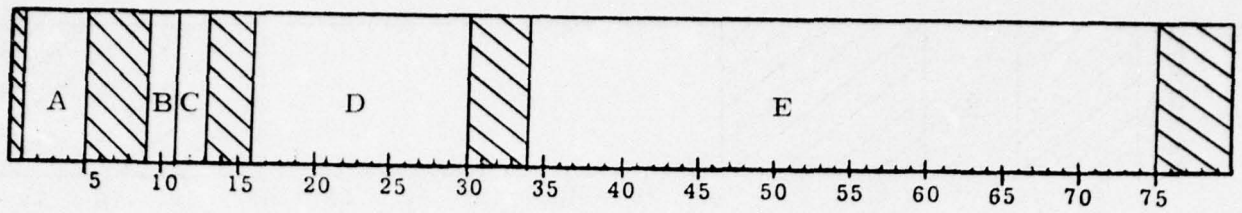
LRECL = 80

INPUT:

RATINDX

DSORG = PS

- A - RATING ABBREVIATION
- B - NUMERIC RATING CODE
- C - DUMMY GROUP CODE ('00')
- D - OP-01 GROUP CODE
- E - PERS GROUP CODE (DOD)
- F - ALLOWABLE PAYGRADES
- G - RATING TITLE



PROGRAM:


LRECL = 80

INPUT:

DESIDX

DSORG = PS

- A - DESIGNATOR CODE
- B - DUMMY GROUP CODE ('00')
- C - OFFICER GROUP STRUCTURE CODE
- D - ALLOWABLE RANKS
- E - DESIGNATOR TITLE



PROGRAM:

LRECL = 80

INPUT:


PESINDEX

DSORG = PS

A - SPONSOR CODE (P.E.)

B - SHORT SPONSOR TITLE

C - LONG SPONSOR TITLE



PROGRAM:

LRECL = 80

INPUT:

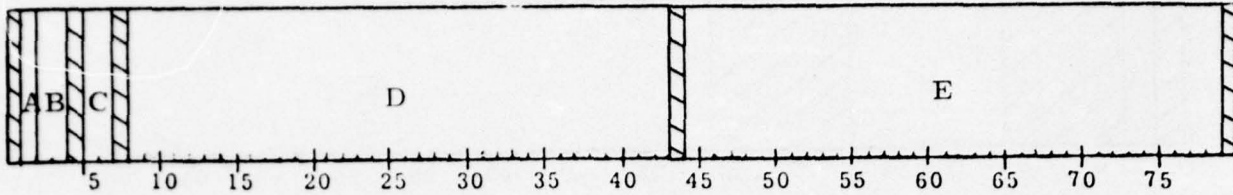
CLAINDX

DSORG = PS

A - CLAIMANT CODE

B - SHORT CLAIMANT TITLE

C - LONG CLAIMANT TITLE



PROGRAM:

LRECL = 80

INPUT:

GRPINDEX

DSORG = PS

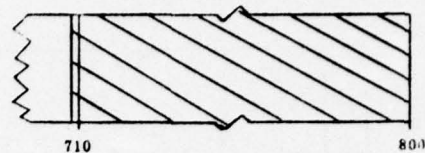
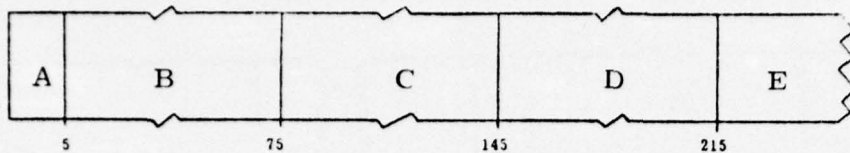
A - HR CODE - OFF/ENL

B - OP-01 RATING GROUP CODE/OFFICER GROUP CODE

C - PERS RATING GROUP CODE (DOD)

D - OP-01 GROUP TITLE/OFFICER GROUP TITLE

E - PERS GROUP TITLE



PROGRAM:

LRECL = 800

INPUT FILE: STATUS

DSORG = DA REGIONAL (1)

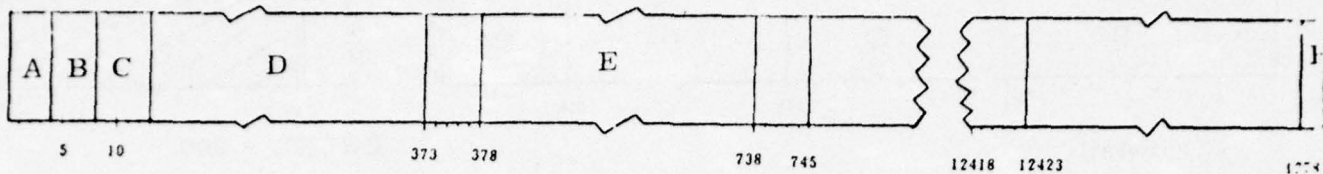
A - BASE IDENTIFICATION

B - BASE TYPE NARRATIVE

C - START BASE ID NARRATIVE

D - DELTA CODE NARRATIVE

E - CONSTRAINED/UNCONSTRAINED NARRATIVE



PROGRAM:

LRECL = 12785

FILE: PLOT D

DSORG = DA (REGIONAL 1)

A - RATING (DA KEY)

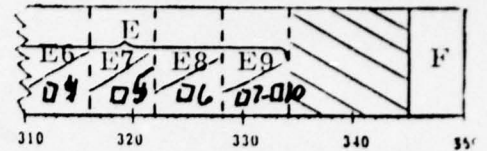
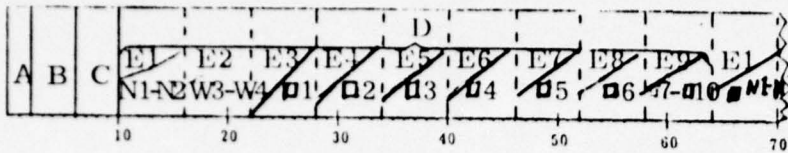
B - DESIGNATOR (DA KEY)

C - BASE IDENTIFICATION CODE #1

D - 10 BY 6 ARRAY, 6 BYTES PER ITEM-ENL/OFF REQUIREMENTS
 (10 = 9 PAYGRADE AND TOTAL)
 (6 = 6 FISCAL YRS: POM-1 thru POM+4)

E - 35 BASES AS DEFINED BY C AND D

F - POM YR



PROGRAM:

LRECL = 350

FILE: EAXXY
IAXXY
OAXXY

DSORG = PS
DSORG = DA (REGIONAL 1/3)

A - SPONSOR (P. E.) CODE

B - RATING ABREV./DESIGNATOR

C - NUMERIC RATING CODE/BLANK

D - 1st FISCAL YR (POM YR - 1) PROJ. REQUIREMENTS
9 PAYGRADES/RANKS

•
•
•

E - 6th FISCAL YR (POM YR + 4) PROJ. REQUIREMENTS (POM YR + 3=POM YR + 4)

F - BASE IDENTIFICATION CODE

APPENDIX E
MINI-NAMPS TERMINOLOGY

This terminology consists of dynamic terms which are logically structured so as to define a data aggregates source, content, and applied constraints. These terms are used as names for specific data aggregates both by the user in conversation, interactive query and in specifying report content, and by the system for data identification and tracking. The terms and their definition appear below:

- o BASE Any one of the following data aggregates (dates sets) which are all stored in the same format
 - 1) Enlisted Requirements
 - 2) Enlisted Projected Inventory
 - 3) Officer Requirements
- o DELTAGG The collection of all increment/decrement loaded into the NAMPS DB (IDMS database)
- o DELTA A collection of increments/decrements whose collection criterion was stipulated by OP-121 (see section 3) for further information on DELTA content) and which is a subset of DELTAGG flagged.

EXAMPLES:

DELTA01 - All INC/DEC's of SPP=07.

DELTA20 - All INC/DEC's.

o BASID

The 5 character alphanumeric code that uniquely identifies a Base to the system and its users. The positional characters are defined as follows:

POSITION 1:

- E Enlisted Requirements
- I Enlisted Projected Inventory
- O Officer Requirements

POSITION 2:

- A 1 February starting Base
- B 1 March starting Base
- .
- .

POSITION 3 through 4:

- 00 No DELTA's have been applied (except PBS's which are included in the starting base from OP-102).
- 01 DELTA01 has been applied.

POSITION 5:

- 0 No constraints
- 1 Authorized end strength and paygrade constraints
- 2 Alternate end strength and paygrade constraints
- .
- .

EXAMPLES:

- EA001 = a) Enlisted Requirements
b) 1 February starting base used
c) No DELTA applied
d) Authorized end strength and paygrade constraints
- EB200 = a) Enlisted Requirements
b) 1 March starting base used
c) DELTA20 applied
d) Unconstrained

OA000 = a) Officer Requirements
b) 1 February starting base used
c) No DELTA applied
d) Unconstrained

NOTE: All Base ID information is available on the PLOTG query
if NARRATIVE=YES. It will also accompany all other
reports.

APPENDIX F
PLOTTING SYSTEM - USER'S GUIDE

INDEX

	<u>Page</u>
1.0 PROGRAM DESCRIPTION	1
2.0 COMMANDS	1
2.1 BASE	1
2.2 LABL	2
2.3 TASK	3
2.4 CRIT	3
2.5 RTGP	4
2.6 DOIT	6
2.7 PRINT	7
2.8 END	7
3.0 TIME SHARING OPTION (TSO)	8
3.1 Summary	8
3.2 LOGON Procedure	8
3.3 Executing PLOTG	8
3.4 LOGOFF Procedure	9
4.0 SAMPLE SESSION	10
ENCLOSURE A	13

1.0 PROGRAM DESCRIPTION

1.1 The PLOT Query is one of two interactive information retrieval modules and is a part of the POM-78 NAMPS Report and Display subsystem. Its function is two fold:

- The Plot Query allows the user to display plots using data from any of the available Bases of the POM-78 NAMPS System for the purpose of comparing the selected number of Billets and/or Men in the bases for specified Ratings/Paygrades, and Rating Groups.
- Additionally it allows the user, after he has specified 2 bases to query for those ratings/paygrades at which the absolute difference of the Billets and/or Men meet a specified criterion.

2.0 COMMANDS

2.1 BASE = BZXXY, BZXXY
BZXXY, BZXXY, BZXXY

where B = type of base
Z = start BASE ID
XX = Delta ID XX (01,02,03,.....35)
Y = Top-Six Ratio + End Strength Combination

Description:

The BASE command is used to specify which of the available bases are to be queried or used for plotting. The types of available bases are: Enlisted Manpower Requirements, Projected Personnel Inventory, and Officer Manpower Requirements. The number of bases in each type is determined by the number of what-if Delta's that have been applied. (OP-121 will always be aware of available bases.)

Keyword Specification:

No less than two or more than three keywords may be specified. If the intended task is to query, only two bases may be specified. If the intended task is to plot, two or three bases may be specified.

The type of base is indicated as follows:

E = Enlisted Manpower Requirement
I = Projected Personnel Inventory
O = Officer Manpower Requirement

The specific base of a particular type is indicated as follows:

Start BASE ID: (Z)

A = 1 February Billet File

B = 1 March Billet File

:

.

Delta ID: (XX)

00 = After PBD's, before SPP

01 = Base 0 with Delta 01 applied at authorized End Strength and Top-Six Ratio. (In the case of inventory, the inventory generated using Reg. BASE 1.)

02 = Base 0 with Delta 02 applied at authorized End Strength and Top-Six Ratio.

nn = The available number depends on the number of Delta's that have been applied.

Constraint ID: (Y)

0 = Unconstrained base

1 = Authorized End Strength and Top-Six Ratio

n = Alternate End Strength and Top-Six Ratio

Examples:

BASE = EA000, EA001, IA000

Use the Enlisted Manpower Requirement. (Unconstrained), Enlisted Manpower Requirement (at Authorized End Strength and Top-Six Ratio), and Projected Personnel Inventory - fed by EA001. Starting base was 1 February.

BASE = EA001, EA011

Use the Enlisted Manpower Requirements before any Delta has been applied, and the Enlisted Manpower Requirements to which Delta 01 has been added. Starting base was 1 February.

Special Considerations:

Exactly two (2) bases must be specified for TASK = QUERY. For TASK=PLOT, two (2) or three (3) bases may be specified.

2.2 LABL = A, A
A, A, A, where A = any printable character

Description:

The LABL command assigns the character that is to be associated with each base specified in the BASE command, and which will appear in the plots.

Description:

The CRIT command specifies the criterion to be used to compare the difference of the two bases specified in the BASE command.

Keyword Specifications:

The first two keywords are always required; the third keyword is specified only if you wish to compare at a specific paygrade level. The fiscal year specified determines in which year the comparison will be done.

(i.e., If POM-YR = 78 then the valid YY values are:
77,78,79,80,81,82)

The % difference specifies how great the minimum difference must be between the ratings of the two bases specified by the BASE command in order to meet the selection criterion.

The valid range for XX is .01 through .99. The paygrade (ZZ) is specified only if the comparison is to be done at a specific paygrade. The valid range is 01 through 09 for officers, and 04 through 09 for Enlisted. If the paygrade keyword is not given, the comparison will be done at total rating level.

Examples:

CRIT = 78,.05

Select all ratings whose % difference is equal to or greater than .05. Compare in fiscal year 78.

CRIT = 80, .10, 05

Select all ratings whose % difference is equal to or greater than .10; compare at paygrade E5 only in fiscal year 80.

Special Considerations:

Paygrade must be 2 digit number in range 01-09 ..

2.5 RTGP = DOD (XX)
OP1 (XX)
OGP (XX) SUM PG RAT(Y-Z)
LIST(RATING 1, RATING 2,... , NOSUM, NOPG, NORAT
(DESIGNATOR 1,...

Description:

The RTGP command specifies the particular ratings or designators to be plotted and the desired format for each plot. The RTGP command must be used in conjunction with the TASK = PLOT command

Keyword Specifications:

Primary Keywords -

- DOD(XX) - RATING GROUPS used by PERS-2 where
XX = specific rating group (2 digit
number)
- OPI(XX) - RATING GROUPS used by HEW where
XX = specific rating group
- OGP(XX) - DESIGNATOR GROUP where XX =
specific designator group

NOTE: See Enclosure A for rating/designator groups

LIST (RATING 1, RATING 2,)

or

LIST (DESIGNATOR 1, DESIGNATOR 2,)

Specific list of ratings or designators to be plotted. A maximum
of 10 ratings or designators may be specified.

Secondary Keywords:

SUM/NOSUM, PG/NOPG, RAT (Y-Z)/NORAT

SUM, PG - all ratings/designators specified by primary RTGP
keyword will be aggregated before plotting. Plots will be
printed by specific paygrade (default secondary keywords)

SUM, NOPG - all ratings/designators specified by primary
keyword will be aggregated before plotting. Plot will be
at total rating/designator level.

NOSUM, PG - plots will be by individual rating/designator
and specific paygrade.

NOSUM, NOPG - plots will be by individual rating/designator
at total paygrade levels.

RAT(Y-Z) - compute the ratio of paygrades Y-Z to the total
rating/designator level. RAT(Y-Z) can only be used if PG
is specified. Y and Z can be any 2 digits between 1 and 9
with Y less than Z.

NORAT - no ratio calculated (default)

Examples:

RTGP = LIST (AB, ABH), SUM, PG, RAT (4-7)

For the bases specified in the BASE command, aggregate ratings AB and ABH and display plots by paygrade. Calculate the ratio of paygrades 4-7 to total AB + ABH rating levels.

RTGP = DOD (10), NOSUM, NOPG

For the bases specified in the BASE command, display plots of all ratings in PERS-2 rating group 10 at total levels.

RTGP = LIST (1050, 1610, 1800, 2100), NOSUM, PG

Display plots of designator 1050, 1610, 1800, and 2100 individually by paygrade.

RTGP = LIST (BM), SUM, NOPG, RAT (7-9)

Display plot of rating BM at total level. Calculate the ratio of paygrades E7 through E9 to total levels, i.e., $\frac{E7 - E9}{E1 - E9}$

Special Considerations:

The RTGP keywords must be a continuous string of characters separated by commas. The first blank field will terminate the RTGP command. Ratings or designators in the LIST keyword must be enclosed in parentheses and separated by commas.

If BASE type is E or I then only primary keywords DOD(), OP 1 () and LIST (RATING 1,...) are applicable.

If BASE type is O then only primary keywords OGP (), and LIST (DESIGNATOR 1,) are applicable.

A maximum of 10 ratings or designators may be used with the LIST primary keyword.

2.6 DOIT

Description:

DOIT causes execution of specified TASK (PLOT or QUERY) on defined BASES.

Keyword Specification:

None

Special Considerations:

If TASK = QUERY, then the following information must be supplied before execution of the DOIT command:

TASK = QUERY
BASE = BZXXY, BZXXY
CRIT = YY, XX, ZZ (where ZZ is optional)

If TASK = PLOT, then the following must be supplied:

TASK = PLOT
BASE = BZXXY, BZXXY, BZXXY
LABL = 1, 2, 3 (any two or three characters)
RTGP = (RTGP information)

2.7 PRINT

Description:

If TASK = PLOTS then PRINT causes same action as DOIT, except that the results will be printed off-line (at NIH)

Keyword Specification:

None

Example:

PRINT

Special Considerations:

Is only valid if TASK = PLOT.

2.8 END

Description:

Returns program control to the executive routine. All selected plots specified by PRINT commands will be printed off-line at NIH (a job number will appear after the END OF SESSION statement)

Keyword Specification:

None

Example:

END

Special Considerations:

None

3.0 Time Sharing Option (TSO)

3.1 Summary

The interactive programs within the MINI-NAMPS System are executed using the Time Sharing Option of OS. In conversational mode, execution starts as soon as you send the instruction from the terminal, and results are printed at the terminal as soon as the program produces them. This section describes the commands necessary to:

- Identify yourself to the system
- Define characteristics of the session
- End your terminal session.

3.2 LOGON Procedure

a) The first thing you must do to begin a terminal session is to establish communication with the NIH computer facilities. This is dependent on the type of terminal and coupling system available for the user. Since telephone numbers change periodically, it is suggested that users refer to recent issues of the NIH publication INTERFACE or call the NIH Computer Center for current telephone numbers.

b) Once your terminal has received a signal, type LOGON followed by identification information in the following format:

```
LOGON      aaaaiii/ttt/bbb  REGION (nnn)
where:     aaaa  is your account code
           iii   are your initials
           ttt  is the terminal identification number
           bbb  is the account box number
           nnn  is the core storage required
              (300 is required to execute PLOTG
              and DELTAQ)
```

after typing in the appropriate information hit the carriage return button on your terminal.

c) The system will prompt you for your keyword on the next line as follows:

```
KEYWORD?  key
```

where: key is your designated keyword

after typing your keyword, hit the carriage return button.

3.3 Executing PLOTG

To execute the interactive program PLOTG simply type EXEC PLOTG and hit carriage return. The program will execute and commands should be input according to the formats described in the users' guide.

3.4 LOGOFF Procedure

End your terminal session by typing LOGOFF followed by a carriage return. The command will display billing information for the session; display date, time, and length of session; and disconnect your terminal from TSO.

4.0 SAMPLE SESSION

IKJ54012A ENTER LOGON -

logon meu2gzc/n88/386 region(250)

KEYWORD? ***

MEU2GZC LOGON IN PROGRESS AT 09:56:07 ON MAY 13, 1976

HIH/DCRT/DCB **TSO**

mvs testing available for free testing until 5.00 pm. today

job notification as described in interface 62 now effective

TSO LINE 180

READY

exec plotc

POM - 78 NAMPS PLOT SYSTEM

SESSION STARTED: 09:59 05/13/76

NARRATIVE?: no

BASES AVAILABLE

OFFICER: OA000

ENLISTED: EA001 EA002 EA000 EA010 EA012 IA002 IA012

?: task=query

?: base=ea002,ia002

?: crit=78,.10

?: doit

SELECTED RATINGS:

ADR	AU	BR	CTI	CU	EO	EN	FTB	GMM	MA	MU	NC
PI	SM	TD									

?: task=plot

?: base=ea002,ia002

?: labl=e,i

?: rtgp=list(gmm),pg,rat(5-8)

AD-A031 786

B-K DYNAMICS INC ROCKVILLE MD
POM-79 MINI-NAMPS FUNCTION AND SPECIFICATION, (U)
SEP 76 G D CHRISTIE
BKD-TR-3-213

F/G 5/9

UNCLASSIFIED

N00014-76-C-0726
NL

3 OF 3
ADA031786



END
DATE
FILMED
12 - 76

E EA002 PROJECTED UNLISTED AUTHORITY RATINGS (NAMPs REPORT 21.03)
 I IA002 PROJECTED UNLISTED RESPONSIBLE INVENTORY

SUM: ALL RATINGS/DESIGNATORS IN
 RTGP=LIST - GMM

PAYGRADE: 04

N	406								
E	400								
N	394		I						
/	388								
B	382				I				
I	376					*		E	E
L	370								I
L	364				E				
E	358	I	E						
T	352							I	
S	346	E							
	340								
		77	78	79	80	81	82		

60?: yes

SUM: ALL RATINGS/DESIGNATORS IN
 RTGP=LIST - GMM

PAYGRADE: 05

N	420					E		E	*
E	390	E	E		E	I		I	
N	360				I				
/	330								
B	300								
I	270								
L	240		I						
L	210								
E	180								
T	150								
S	120								
	90	I							
		77	78	79	80	81	82		

60?: no

 *
 * RATIO(5-8) = 69.000% *
 *

?: rtgp=list(9999).nopp,rat(4-9)

?: do it

E EA002 PROJECTED ENLISTED AUTHORIZATIONS (NAMPS REPORT 21.03)
I IA002 PROJECTED ENLISTED PERSONNEL INVENTORY

SUM: ALL RATINGS/DESIGNATORS IN
RTGP=LIST - 9999

PAYGRADE: 1 - 9

M 483500
E 482600
N 481700
/ 480800
B 479900
I 479000
L 478100
L 477200
E 476300
T 475400
S 474500
473600

77 78 79 80 81 82

*
* RATIO(4-9) = 61.500% *
*

?: print

?: end

SESSION ENDED: 10:05 05/13/76 *****

JOB 663 GZCPLOT SUBMITTED

READY

logoff

CHARGE = \$6.09

CPU TIME = 2.31 SECONDS (MODEL 168)

ELAPSED TIME = 00:10:19

I/O COUNT = 2

REGION = 172K

WEU2GZC LOGGED OFF TSO AT 10:06:39 ON MAY 13, 1976+

ENCLOSURE A

<u>GROUP</u>	<u>TITLE</u>
DOD (00)	Area 0 - Gun Crew & Seamanship Specialist
DOD (01)	Area 1 - Electronic Equip Repairman
DOD (02)	Area 2 - Communications & Intell Spec
DOD (03)	Area 3 - Medical & Dental Specialists
DOD (04)	Area 4 - Other Tech & Allied Specialists
DOD (05)	Area 5 - Administrative Spec & Clerks
DOD (06)	Area 6 - Elec/Mech Equip. Repairmen
DOD (07)	Area 7 - Craftman
DOD (08)	Area 8 - Service & Supply Handlers
DOD (09)	Area 9 - Non Designated
OP1 (01)	Group I - Deck
OP1 (02)	Group II - Ordnance
OP1 (03)	Group III - Electronics
OP1 (04)	Group IV - Precision Equipment
OP1 (05)	Group V - Administration and Clerical
OP1 (06)	Group VI - Miscellaneous
OP1 (07)	Group VII - Engineering and Hull
OP1 (08)	Group VIII - Construction
OP1 (09)	Group IX - Aviation
OP1 (10)	Group X - Medical
OP1 (11)	Group XI - Dental
OP1 (12)	Apprenticeships
OGP (13)	Unrestricted Line
OGP (14)	Restricted Line
OGP (15)	Unrestricted Line-Perspective Staffcorps
OGP (16)	Staff Corps
OGP (17)	Lim Dty Off - Line (Surface)
OGP (18)	Lim Dty Off - Line (Submarine)
OGP (19)	Lim Dty Off - Line (Aviation)
OGP (20)	Lim Dty Off - Line (General)
OGP (21)	Lim Dty Off - Staff Corps
OGP (22)	Warrant Off - Line (Surface)
OGP (23)	Warrant Off - Line (Submarine)
OGP (24)	Warrant Off - Line (Aviation)
OGP (25)	Warrant Off - Line (General)
OGP (26)	Warrant Off - Staff Corps

APPENDIX G
POM-78 DELTA QUERY - USER'S GUIDE

INDEX

	<u>Page</u>
1.0 PROGRAM DESCRIPTION	1
2.0 COMMANDS	1
2.1 SETD	1
2.2 SETB	1
2.3 SHOW	2
2.4 LIST	4
2.5 PRNT	7
2.6 SUMI	8
2.7 RATE	9
2.8 FLAG	10
2.9 END	11
3.0 TIME SHARING OPTION (TSO)	11
3.1 Summary	11
3.2 LOGON Procedure	12
3.3 Executing DELTAQ	12
3.4 LOGOFF Procedure	12
4.0 SAMPLE SESSION	13

1.0 Program Description

1.1 The Delta Query System is one of two interactive information retrieval modules and interfaces with the IDMS database. Its function is two fold:

- It allows the user to query a specific delta for billets which meet specific criteria and to array the output in one of several ways.
- It allows the user to define a DELTAXX for subsequent extraction or query by flagging or unflagging specified INC/DEC's.

2.0 Commands

2.1 SETD [X]

where X = a one or two digit delta number between 1 and 30.

Description:

The SETD command is used to specify the delta or reset the delta. If no 'X' is specified, the current delta will be displayed.

Keyword Specification:

X

Examples:

SETD 20

(Reply) Delta Reset to 20

SET D

(Reply) Present Delta is 20

Special Considerations:

Only billets which are market as belonging to the specific delta will be considered when querying.

NOTE: Items shown in brackets are optional. The brackets themselves do not comprise a part of the command.

2.2 SETB [AAA]

where AAA = one of the 5 valid 3 character keywords.

Description:

The SETB command is used to restrict the query to a specified base. Optionally, the present base will be displayed if no keyword is specified.

Keyword Specification:

Valid Keywords are:

ENL - Enlisted
OFF - Officer
GSC - General Service Civilian
WBC - Wage Board Civilian
ALL - All of the above.

Examples:

SETB ENL
(Reply) Base Reset to ENL
SETB
(Reply) Present Base is ENL

Special Considerations:

Only billet counts from records which meet the specified base will be considered in the query. If 'ALL' is used, all records will be considered regardless of base.

2.3 SHOW SPP (X/Y)

Description:

The show command will list by SPP each increment-decrement in the data base and it's character title. If no SPP is specified or the keyword 'SPP' is left off, all will be displayed. One SPP or a range of SPP's may be specified using the SPP keyword.

2.3.1 Examples:

COMMAND?: show spp(6)

SPP	SID	SPONSOR	TITLE
06	+001	OP-098	GLOVEP OFFICER

·
·
·

COMMAND?: show spp(6/7)

SPP	SID	SPONSOR	TITLE
06	+001	OP-098	GLOVEP OFFICER
07	+001	OP-02	TRIDENT SDR
	+002	OP-02	MISSILE CONVERTS
	+004	OP-02	TRIDENT MONITOR
	+005	OP-02	SEOC PROGRAM
	+006	OP-02	SUPPLY SUPPORT
	+007	OP-02	FBI COMBATSYSTE
	+008	OP-02	SUBR PINE TPNC
	+009	OP-02	STRIKER ASST (3)
	+010	OP-02	REFIT SITE SUPP

·
·
·
·

COMMAND?: show

SPP	SID	SPONSOR	TITLE
01	+301	OP-03	AGHS F480
	-301	OP-03	AO BILLET EXCES
	-302	OP-03	AO BILLET EXCES
	-306	OP-03	INAC ARS EARLY
	-307	OP-03	INAC ARS EARLY
	-308	OP-03	AE'S TO NPE
	-309	OP-03	AE'S TO NPE
	-310	OP-03	INACT AF59
	-311	OP-03	INACT SIX ATF
	-312	OP-03	TWO ATFS TO NPE
	-313	OP-03	INACT AP-28
	-500	OP-04	SPC COMBAT SUPP
	-501	OP-04	NAVCONSPORC
	02	+005	OP-04
+006		OP-04	PHYSICIANS ASST
+007		OP-04	PHYSICIANS ASST
+008		OP-04	PHYSICIANS ASST
+009		OP-04	PHYSICIANS ASST
+010		OP-04	PHYSICIANS ASST
+011		OP-04	PHYSICIANS ASST
+012		OP-04	PHYSICIANS ASST
+013		OP-04	PHYSICIANS ASST
+014		OP-04	PHYSICIANS ASST
+015		OP-04	PHYSICIANS ASST

:

Keyword Specification:

'SPP' is the only keyword allowed and is optional. If not specified, all SPP's will be listed.

Special Considerations:

None

2.4 LIST KEY_i [(X [/Y])]

Where KEY₁ is a valid 3 character abbreviation

X is an optional number

Y is an optional number

Description:

This list command allows the user to query the data base through a fixed sequence of keywords and optional ranges associated with each keyword. See pp. 6 for allowed sequences of keywords. Billets are displayed in successively finer levels of detail as additional valid keywords are added to each of the 1st three entry keywords. No additional keywords are allowed for entry keyword 'NEC'. The four entry keywords are:

SPP

PEN

RDS

NEC (No additional keywords allowed)

Keyword Specification:

Exceptions to the following general discussion on keyword usage will be listed for each keyword following the discussion.

In general, each keyword may be followed by an optional parenthesized range specification of the form:

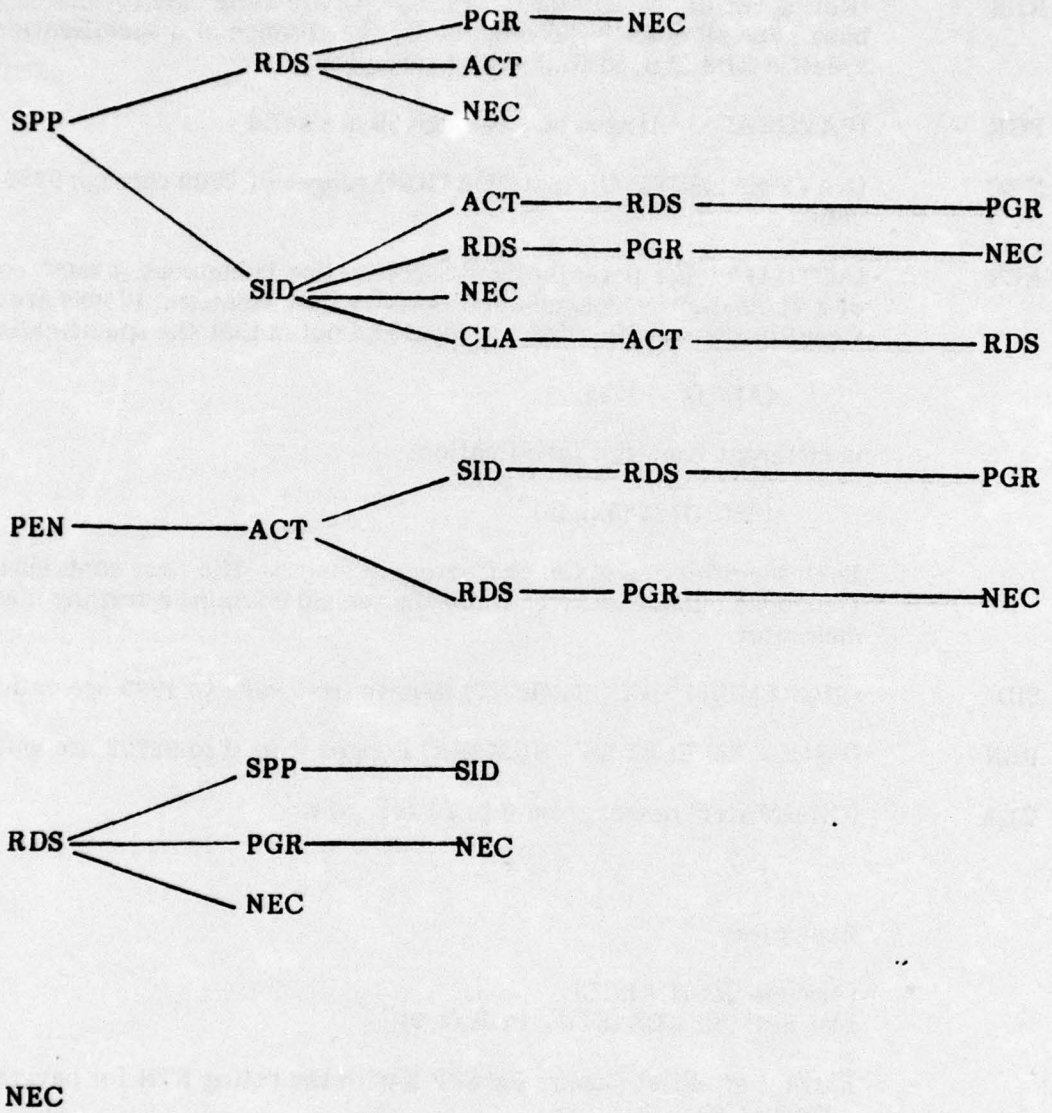
KEY (X/Y)

Where X = an appropriate starting value for a range specification or, if no '/Y' is specified, the value the record must have for the key specified before it may be reconsidered.

'/Y' = if used, indicates the inclusive maximum value the record may have specified before it may be considered.

If no range specification is indicated, all records are considered. Each keyword and its optional range is separated by a comma (',') or space character.

THE FOUR ENTRY KEYWORDS AND THEIR VALID EXTENSIONS
ARE:



DISCUSSION OF SPECIFIC KEYWORDS AND EXCEPTIONS:

- SPP** Ranges of 1 through 15 are valid
- RDS** (Rating (ENL), Designator (OFF) Ranges are valid only for officer (OFF) base. For all other bases only all, by the absence of a specification, or a specific RDS (AB, STG...) will be accepted.
- PGR** (PAYGRADE) Ranges of 1 through 99 are valid
- NEC** (NAVY ENLISTED CLASSIFICATION) ranges of 0000 through 9999 are valid.
- ACT** (ACTIVITY) If a parenthesized specification is included it must consist of a 10 character alphanumeric activity specification. Blanks are significant in the specification. It should be noted that the specification:
- (ABCD 12345)
- is different from the specification:
- (ABCD12345....45)
- Each specification is ten characters in length. The first contains an embedded blank character while the second contains a trailing blank character.
- SID** (INCREMENT - DECREMENT) Ranges from -999 to +999 are valid
- PEN** (PROGRAM ELEMENT NUMBER) Ranges from 0 to 99999 are valid
- CLA** (CLAIMANT) ranges from 0 to 99 are valid

Examples:

(Assume Set B = ENL)
List SPP (3), RDS (ETN), PGR (4/9)

Extract all Billet Counts for SPP 3 with the rating ETN for paygrades 4 through 9.

LIST PEN, ACT

Extract all program element numbers and list all activities present within each with associated billet counts

(Assume SETB = ENL)
LIST RDS, SPP

Extract billet counts for all ratings and list by SPP within each rating.

Special Considerations:

Caution must be used with commands which have the potential for producing voluminous output. For instance

LIST SPP, RDS, PGR

in its unqualified form (no ranges specified defaults to all for each keyword) will produce one line of output for each paygrade within each rating within each SPP. With the potential of 9 SPP's, 105 ratings within each SPP, and up to 9 paygrades within each rating, one could get up to 8500 lines of output with all categories filled. For queries such as this it is suggested that the PRNT command be used.

For online queries it is suggested that appropriate ranges be specified. For instance:

LIST SPP (3), RDS, PGR (4/7)

would produce a maximum of 420 lines of output, but more likely much less since it is not probable that all ratings would contain all paygrades.

2.5 PRNT

KEY_i [(X [/Y])]

where KEY_i is a valid 3 character abbreviation.

X_i is an optional number

Y is an optional number

Description:

The PRNT command uses identical keywords and rules as the LIST command. Refer to the LIST command for a description of available options.

The PRNT command produces a batch type job which normally begins execution shortly after the interactive session ends. It should be used where large amounts of output are expected or immediate results are not necessary. Upon entering the command, syntax and range checks are made. If no errors are detected, the command, along with other necessary information are written to a file and the message 'command accepted' is issued. The output of the batch job will contain the date, time, delta base, and command line prefixed to each set of output.

Keyword Specification:

Refer to explanation under the LIST command.

Examples:

(ASSUME SETB=OFF)

PRNT, SPP, RDS, PGR

Produce a batch listing of billet counts for all paygrades for each officer designator within each SPP.

(ASSUME SETB = ENL)

PRNT SPP, SID (-10/+10), RDS, PGR, NEC

Produce a batch listing of billet counts by Navy enlisted classification, within each paygrade for each rating. Additionally, use only records whose increment decrement falls in the range -10 to +10. Order the listing by SPP and produce a listing for each SPP present in the data base.

Special Considerations:

This command is generally used for queries which are expected to produce large amounts of output or where quick response is not necessary. Overnight or faster service can generally be expected for the PRNT command.

2.6 SUMI KEY,...,KEY
 SUM_i ([±]) SUM_j ...([±]) SUM_n

Where I = a single digit 0 through 9 or the alpha character 's'.

KEY: = Any valid series of key words and ranges as specified under the LIST command.

SUM_i = a series of 'SUM' keywords (up to a maximum of 9) suffixed with a unique index and prefixed with a '+' or '-' sign. If no sign is indicated, '+' will be assumed.

Description and Keyword Specification:

The Sum Command Employs Three Basic Forms:

(1) SUM_i KEY,...,KEY

Displays and stores the sum under the index i for the combination of keywords specified. Keywords are the same as those under the LIST command.

(2) SUM_i ([±]) SUM_j,..., ([±]) SUM_n

Displays and stores the sum under the index i after performing the indicated addition and subtraction. Each index must be in the range 0 to 9 and must be unique for each entry of the command (SUM0 = + SUM1 - SUM2 + SUM1 would be invalid) because the index '1' is used more than once.

(3) SUMS

Displays all the SUM_i counts presently stored for each index i along with a description derived from the first 40 characters of the command line excluding the command itself. (No Key used for SUMS command)

Examples:

SUM5 SPP, RDS (ETN)

(ASSUME SETB = 'ENL')

Sum billet counts which qualify under the keywords and ranges specified, store the totals under index 5, and print the totals at the terminal.

SUM3 SUM1 - SUM2 + SUM4

Subtract (by year) the six years of billet counts stored under index 2 from those stored under index 1; Add those stored under Index 4, store the result under Index 3 for each of the 6 years: print the result at the terminal.

SUMS

List for each Index 0 through 9 the description and billet counts, if any, stored for that index.

Special Considerations:

None

2.7 RATE SUM_i SUM_j

Where i & j are indices in the range 0 through 9.

Description:

The RATE command computes the quotient to 5 decimal places by year of the billet counts stored under index i divided by the billet counts stored under index j. The six quotients are not retained by DELTAQ. Attempted division by zero will yield a zero quotient.

Keyword Specifications:

Only two key words are allowed and are mandatory. For user clarification, the keywords may be separated by the slash (/) character, but is not required.

Examples:

Rate SUM1 SUM2

(WHERE SUM1, SUM2 have been previously defined with the SUM command)

Divide the six years of billet counts stored under Index 1 by the six years of billet counts stored under Index 2 and print the results at the terminal. If SUM2 contains any zeros, the corresponding result will contain zeros.

Special Considerations:

None

2.8 FLAG

Description:

The FLAG command invokes a separate routine which allows the user to FLAG (UNFLAG) INCREMENT-DECREMENTS by SPP number and DELTA.

The DELTA FLAG routine embodies its own set of commands in much the same manner as the main routine.

SETD [X]

The SETD command sets the appropriate DELTA to be flagged where X is an optional 2 digit number. This command, though exactly the same in syntax as the SETD command described in Section 2.1, is used only by the FLAG routine and must be initialized each time the FLAG routine is entered. As in the main-routine, if no DELTA is specified, the present DELTA will be displayed.

SPP [X]

The SPP command sets the particular SPP to which the increment-decrements entered in the FLAG command are to apply. Optionally, if no 'X' is specified, the present SPP will be displayed.

FLAG/UNFL (±) XXX/ (±) YYY, (±) ZZZ

The FLAG/UNFLAG command will FLAG or UNFLAG the INCREMENT-DECREMENTS specified for the DELTA and SPP specified in the SETD and SPP commands. The INCREMENT-DECREMENT list specified may consist of individual numbers separated by commas and/or ranges or INCREMENT DECREMENTS separated by slashes, each complete range specification being separated by a comma.

Optionally, the word 'FILE' may be substituted for the increment-decrement list. In this case, the routine will read SPP INC/DEC combinations off a file and perform FLAGGING/UNFLAGGING based on the contents of the file. (B-K Dynamics should be consulted prior to each use of this command).

In either case, at the conclusion of each flag command, a list of INCREMENT/DECREMENTS FLAGGED/UNFLAGGED will be displayed followed by an optional list of those which were not found under the SPP specified. This list will not appear if all INCREMENT-DECREMENTS were found.

EXAMPLES: (ASSUME SETD 01, SPP, 05)

FLAG + 301, -215, +212/220, +300

FLAG the individual INC/DECs +301, -215, +300, and all in the range from +212 to +220 inclusive, in DELTA 01 for SPP 05.

FLAG FILE

Read in SPP-INC/DEC combinations from the standard input file (SIDS) and FLAG. B-K Dynamics should be contacted for instructions on setting up the file before using this command. The SPP need not be set before using this command.

UNFL -20/+112, +115, -300

UNFLAG all INC/DECs in the inclusive range -20 to -112 and +115, -300. For the DELTA and SPP previously set.

COPY XX

The COPY command works against a previously set DELTA and SPP specified. It will copy the FLAG from the DELTA 'XX' to the DELTA specified in the SETD command. The message 'COPY COMPLETE' will be issued upon completion of the copy.

2.9 END

Description:

The END command halts execution of DELTAQ, submits a job for batch processing if the PRNT command was used during the session, and returns control to TSO for execution of other on-line routines.

Keyword Specification:

None

Example:

END

Terminate the present DELTAQ session, submit a batch job if the PRNT command was used, return control to TSO.

Special Considerations:

None

3.0 Time Sharing Option (TSO)

3.1 Summary

The interactive programs within the MINI-NAMPS System are executed using the Time Sharing Option of OS. In conversational mode, execution starts as soon as you send the instruction from the terminal, and results are printed at the terminal as soon as the program produces them. This section describes the commands necessary to:

- Identify yourself to the system
- Define characteristics of the session
- End your terminal session.

3.2 LOGON Procedure

a) The first thing you must do to begin a terminal session is to establish communication with the NIH computer facilities. This is dependent on the type of terminal and coupling system available for the user. Since telephone numbers change periodically, it is suggested that users refer to recent issues of the NIH publication INTERFACE or call the NIH Computer Center for current telephone numbers.

b) Once your terminal has received a signal, type LOGON followed by identification information in the following format:

```
LOGON      aaaaiii/ttt/bbb REGION (nnn)
where:     aaaa  is your account code
           iii   are your initials
           ttt   is the terminal identification number
           bbb   is the account box number
           nnn   is the core storage required
               (300 is required to execute PLOTQ
               and DELTAQ)
```

after typing in the appropriate information hit the carriage return button on your terminal.

c) The system will prompt you for your keyword on the next line as follows:

```
KEYWORD?  key
```

where: key is your designated keyword

after typing your keyword, hit the carriage return button.

3.3 Executing DELTAQ

To execute the interactive program DELTAQ simply type EXEC DELTAQ and hit carriage return. The program will execute and commands should be input according to the formats described in the users' guide.

3.4 LOGOFF Procedure

End your terminal session by typing LOGOFF followed by a carriage return. The command will display billing information for the session; display date, time, and length of session; and disconnect your terminal from TSO.

4.0 SAMPLE SESSION

Copy available to DDC does not permit fully legible reproduction

```

DELTA LINE LTR
LOGON WEL@DPS/888-336
REMARKS? REAR
REMARKS? LOGON IN PROCESS AT 1543946 ON JUL 29 1976
ALUCERT-000 - *X*P*P* - TSO
PLEASE REPORT ALL PROBLEMS VIA PTP
11:20 AM 8/1/76 ALL PDC JOBS IN PRINT HOLD HAVE BEEN PRINTED LOCAL
LOCAL TO PDCS. NOTES ADDED TO UNDERWRITE INTERFAC063
TSO LINE LTR
READY
EXEC DELTA
    
```

```

DELTA QUERY
WHICH DELTA (SET0)? 02
FOR WHICH SPSE (SET3)? ENL
    
```

COMMAND? SHOW SPB(01)

SPB	SID	SPONSOR	TITLE
01	-301	OP-03	NO BILLET EXCES
	-302	OP-03	NO BILLET EXCES
	-306	OP-03	INAC APS EARLY
	-307	OP-03	INAC APS EARLY
	-308	OP-03	APS'S TO NPF
	-309	OP-03	APS'S TO NPF
	-310	OP-03	INACT APS9
	-311	OP-03	INACT SIX ATF
	-312	OP-03	IND APES TO NPF
	-300	OP-04	SFC COMBAT SUPP
	-301	OP-04	MANCOMSFCPC

COMMAND? LIST SPB(01),RDS(EM),RGR

SPB	RDS	RGR	FY77	FY78	FY79	FY80	FY81	FY82
01	30	3	+0	-1	-1	-1	-1	-1
		4	+0	-34	-30	-33	-23	-22
		5	+0	-23	-17	-10	-10	-10
		6	+0	-26	-19	-12	-12	-12
		7	+0	-5	-3	+0	+0	+0
		8	+0	-6	-6	-5	-5	-5
		9	+0	-2	-1	-1	-1	-1

```

COMMAND? SETB OFF
BASE RESET TO OFF
COMMAND? SETD 20
DELTA RESET TO 20
    
```

COMMAND?: LIST PRESS

PRG	SET	DEL	FY77	FY78	FY79	FY80	FY81	FY82
1110	1	00 05	40	-8	-8	-8	-8	-8
1110			40	-1	-1	-1	-1	-1
2100			40	-1	-1	-1	-1	-1
2200			40	-3	-3	-3	-3	-3
3100			40	-3	-3	-3	-3	-3
4100			40	-1	-1	-1	-1	-1
6110			40	-1	-1	-1	-1	-1
6130			40	-2	-2	-2	-2	-2
7110			40	-1	-1	-1	-1	-1
7130			40	-3	-3	-3	-3	-3
7140			40	-1	-1	-1	-1	-1
7160			40	-1	-1	-1	-1	-1
7180			40	-1	-1	-1	-1	-1
7410			40	-1	-1	-1	-1	-1
7510			40	-1	-1	-1	-1	-1

COMMAND?: SUM1 SPP(01)

SUM1 = 40 -140 -127 -92 -87 -77

COMMAND?: SUM2 SPP(02)

SUM2 = 40 +94 -103 -97 -95 +45

COMMAND?: SUM3 SUM1+SUM2

SUM3 = 40 -46 -230 -189 -182 -32

COMMAND?: FLAG

DELTA FLAG

FLAG COMMAND?: SPP 01
SPP SET TO 01

FLAG COMMAND?: SETD 02
DELTA SET TO 02

FLAG COMMAND?: UNFL -301,-302,

UNFLAGGED:
-301 -302

FLAG COMMAND?: FLAG -301,-302,

FLAGGED: -301 -302

FLAG COMMAND?: END

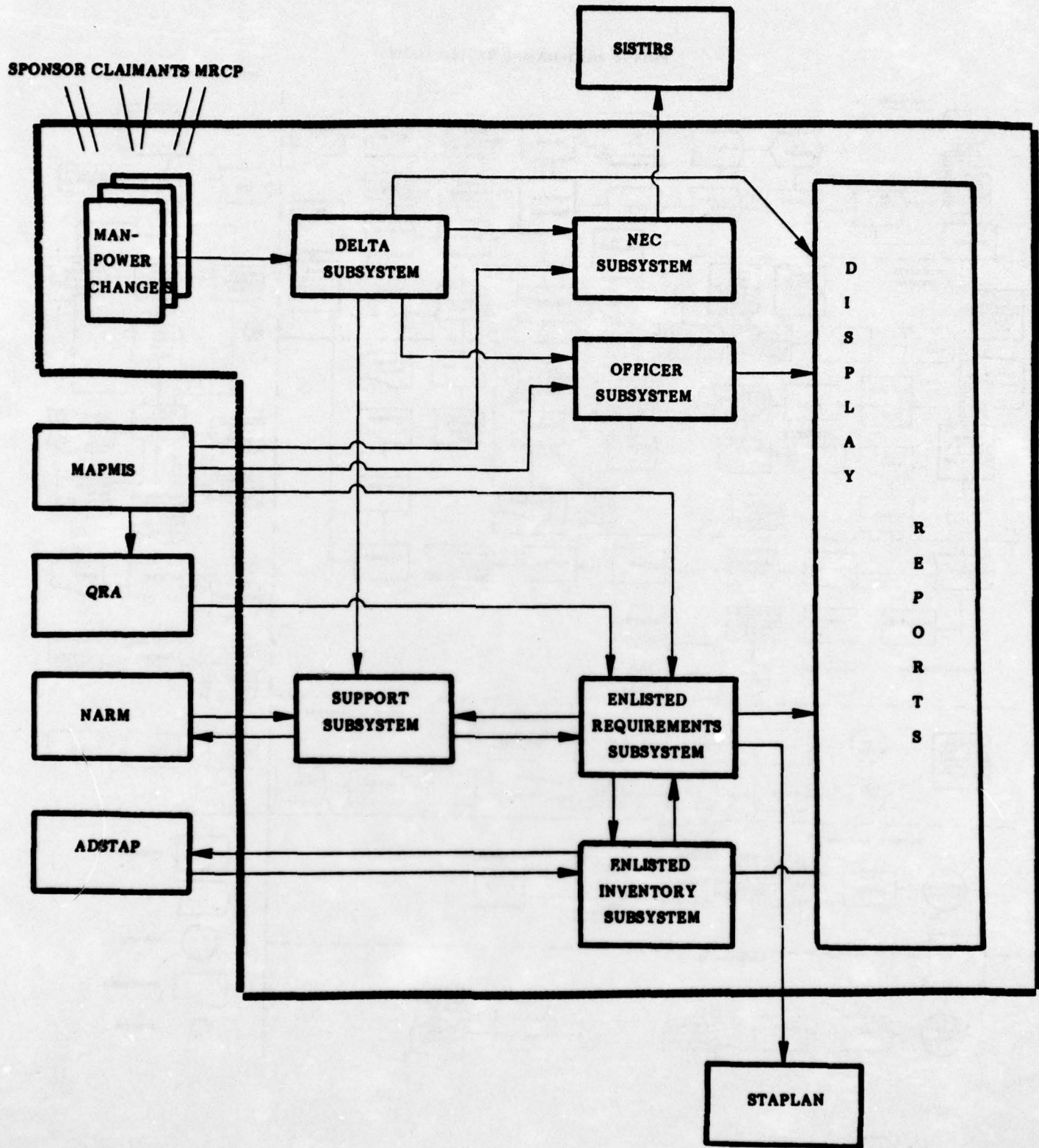
END DELTA FLAG

COMMAND?: END

END
REF 51.00.020 76.00.229

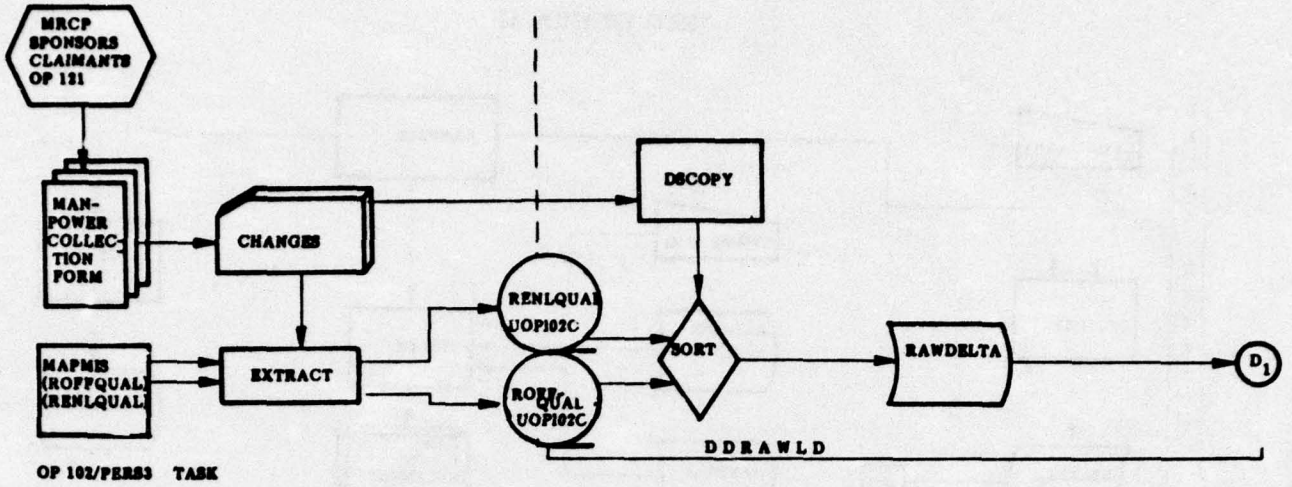
APPENDIX H
SYSTEM FLOW CHARTS

POM-78 MINI-NAMPS SYSTEM/SUBSYSTEM INTERFACE

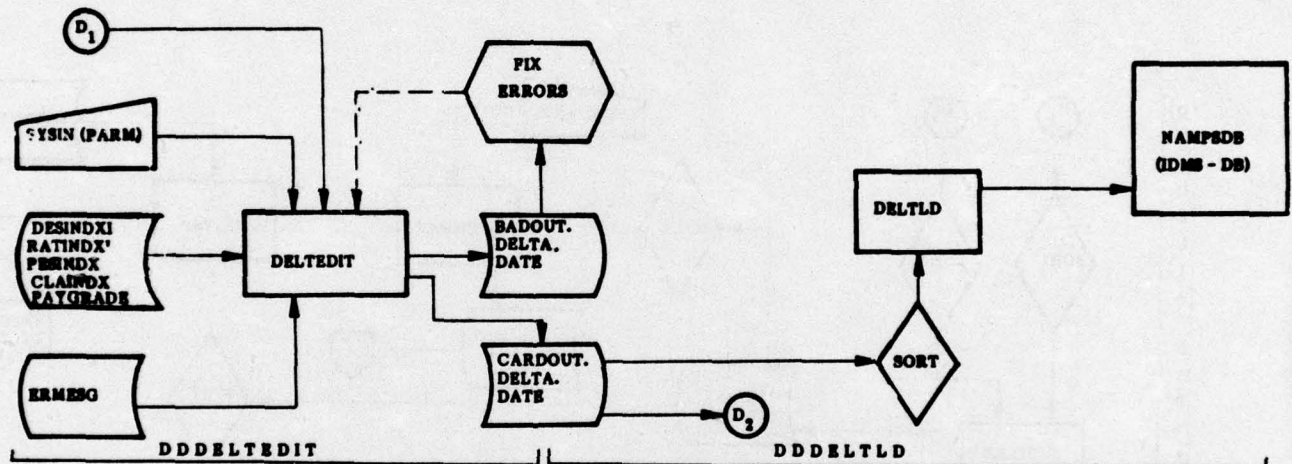


DELTA SUBSYSTEM 1

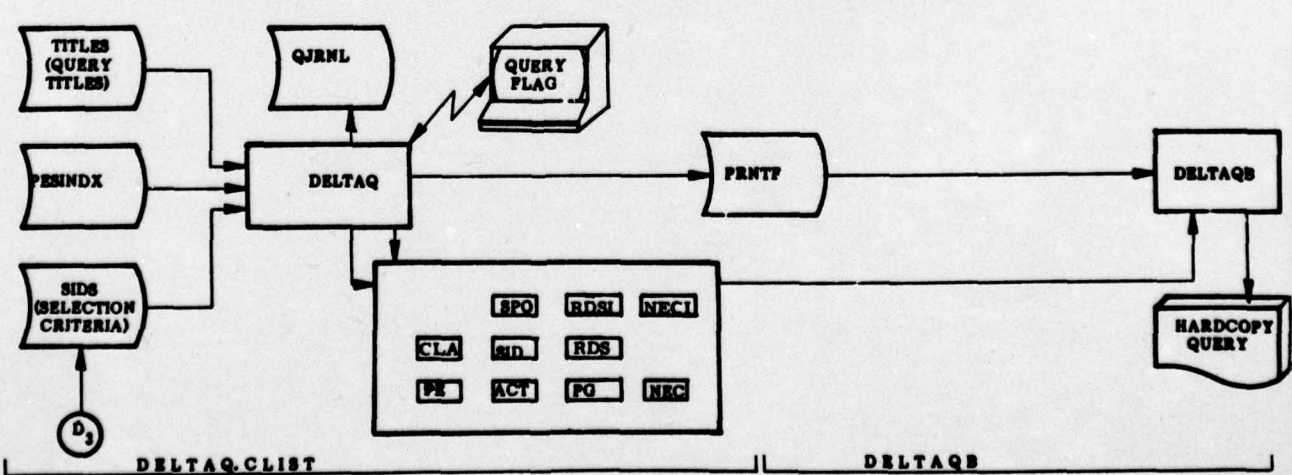
DELTA COLLECTION



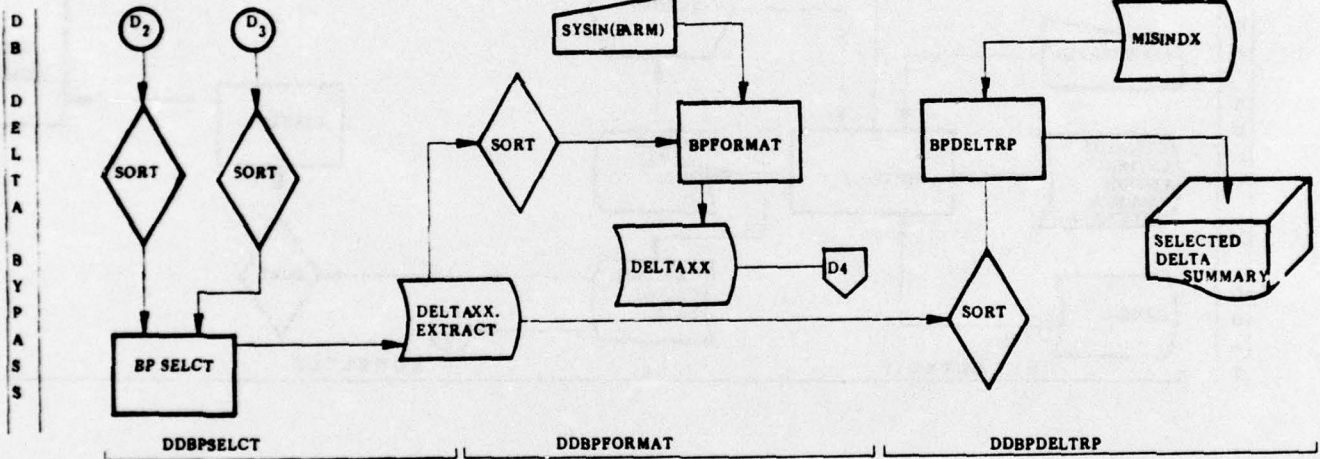
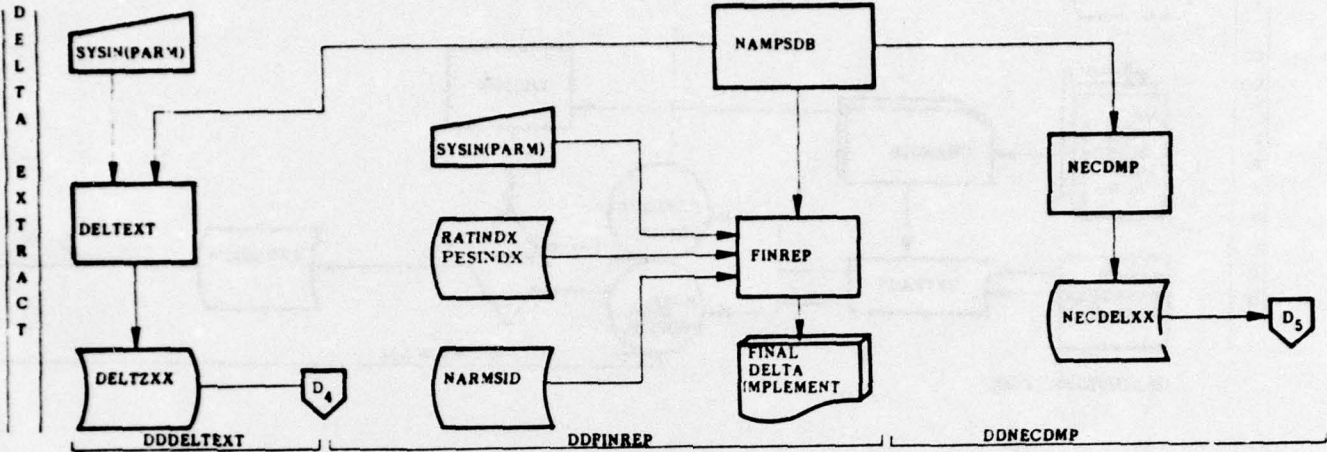
DELTA EDIT & LOAD



DELTA QUERY / SELECT

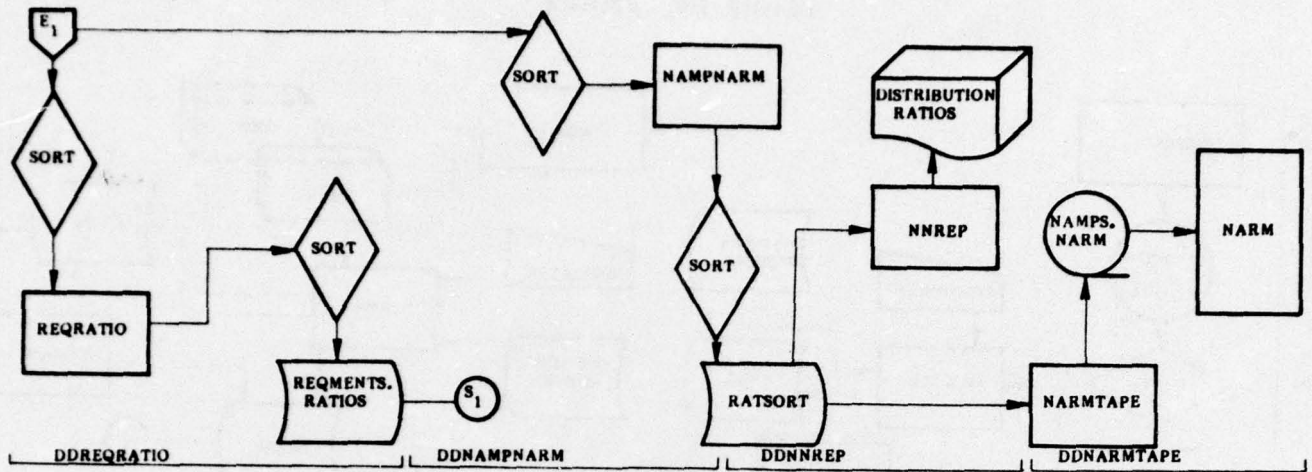


DELTA SUBSYSTEM 11

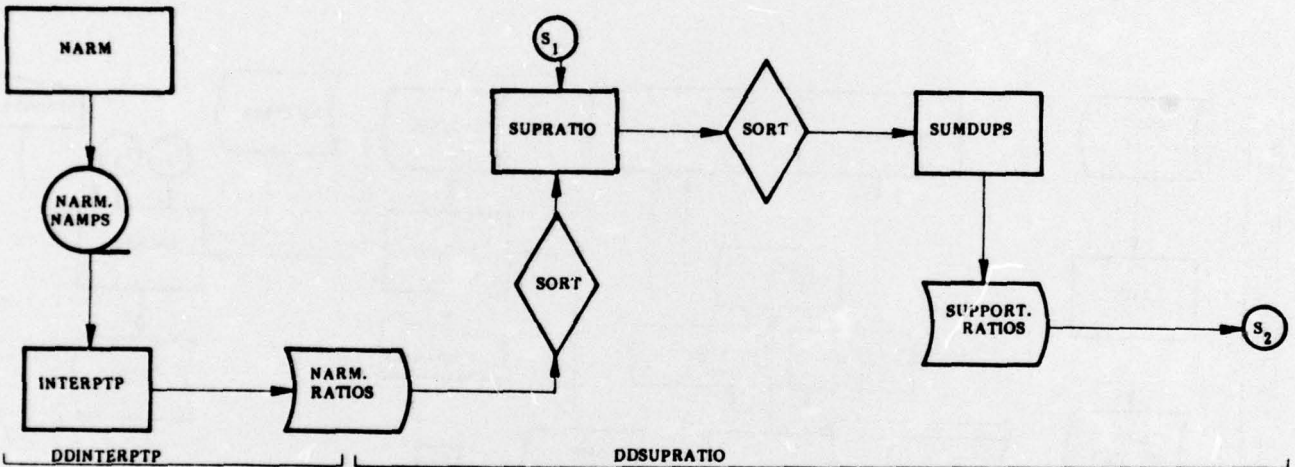


SUPPORT SUB SYSTEM

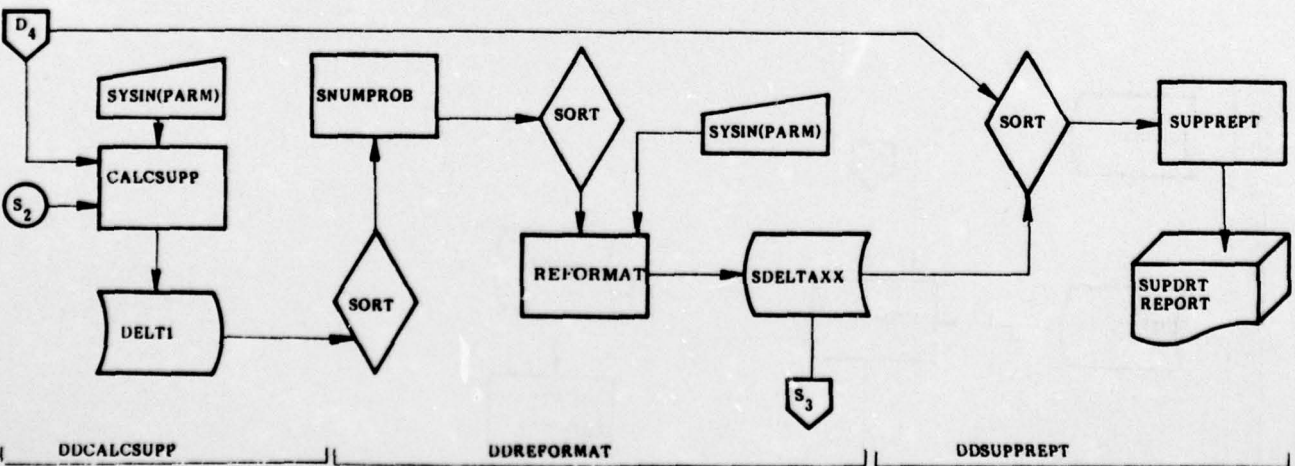
QUALITY RATIO GEN



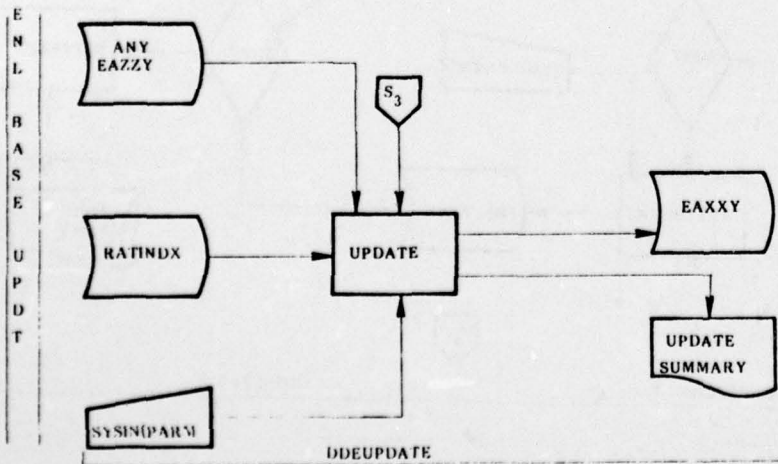
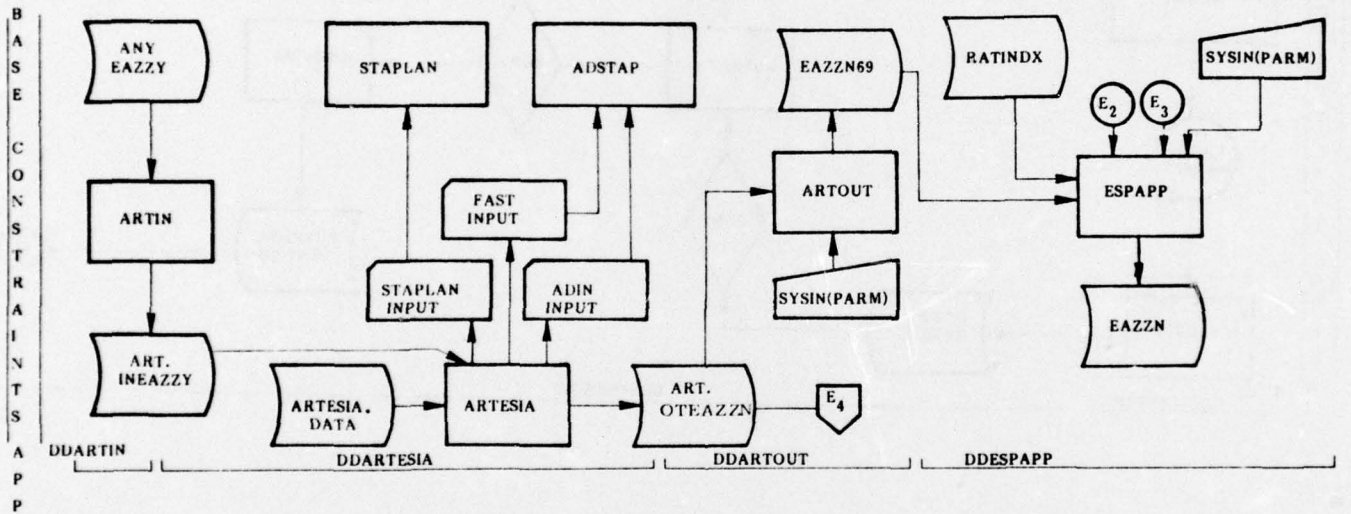
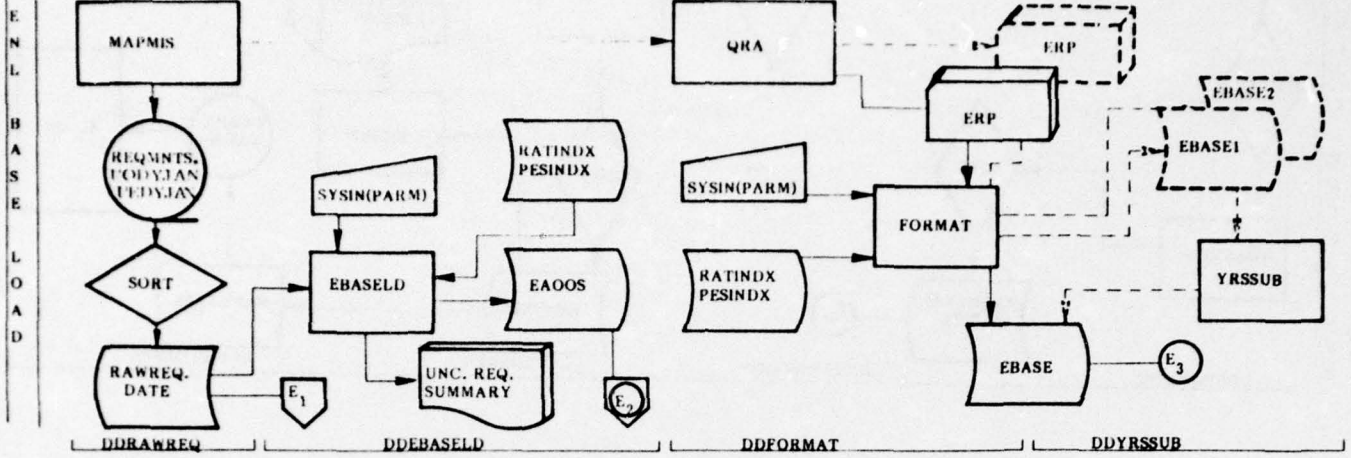
SUPPORT RATIO GEN



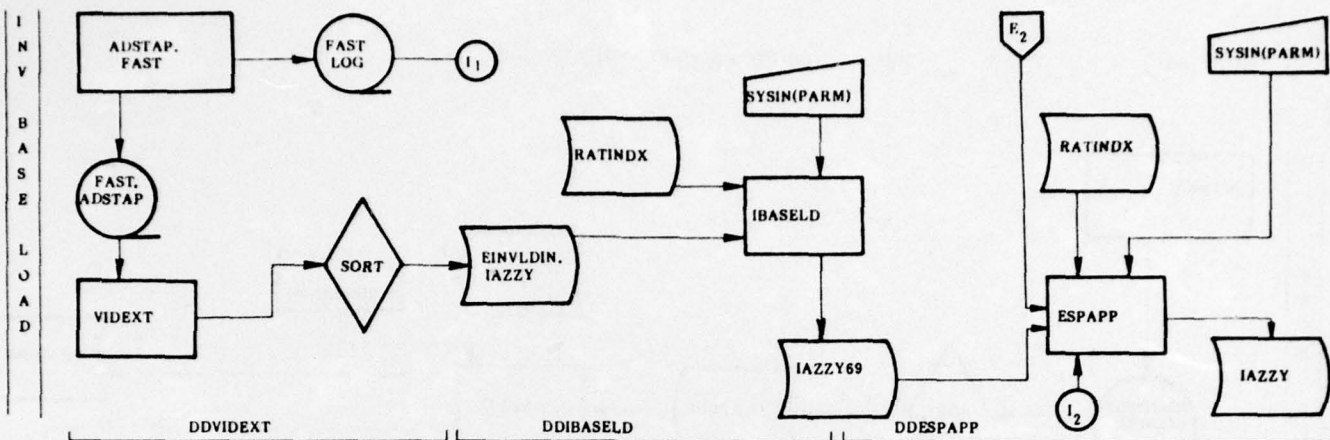
SUPPORT GEN



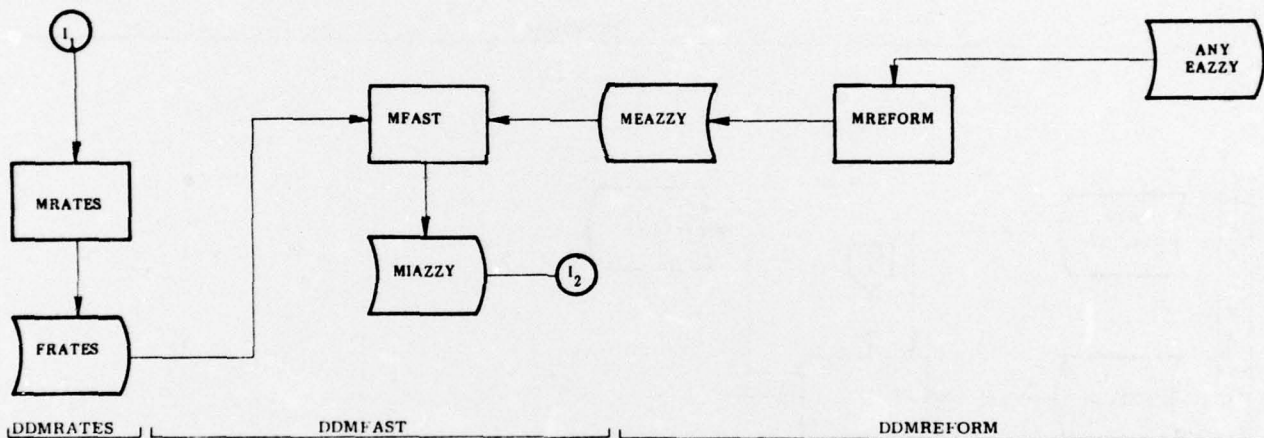
ENLISTED REQ. SUBSYSTEM



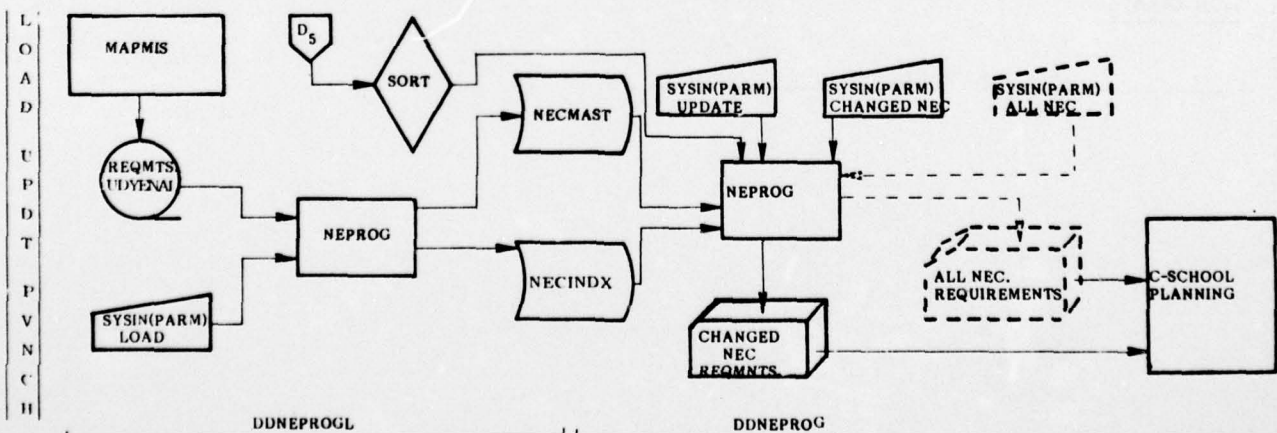
ENLISTED INV. SUBSYSTEM



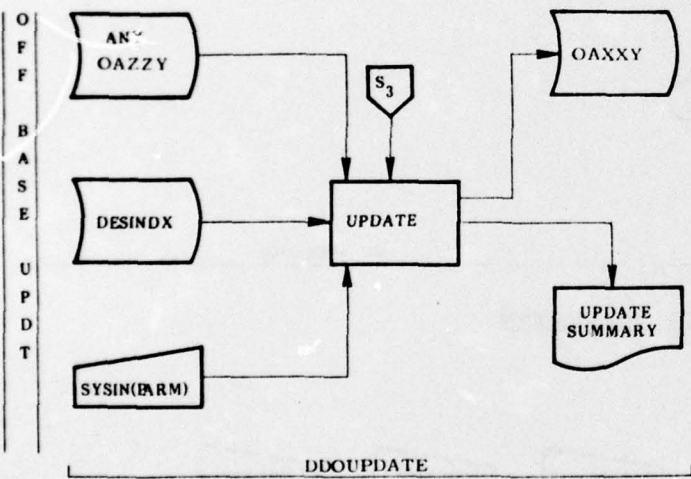
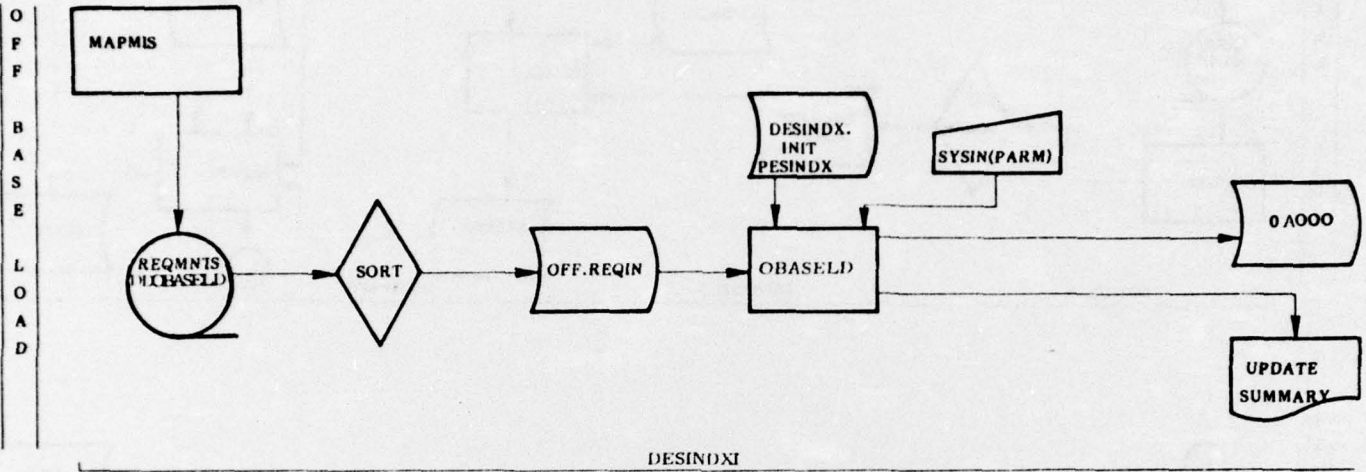
FAST INVENTORY PROJ



ENLISTED NEC SUBSYSTEM



OFFICER REQ. SUBSYSTEM



BASE REPORTS DISPLAY

