

175152

DNA 3788T

A UNIVERSAL IMPEDANCE FOR SOILS

Mission Research Corporation
735 State Street
Santa Barbara, California. 93101

October 1975

Topical Report for Period 1 July 1975—30 September 1975

CONTRACT No. DNA 001-75-C-0094

APPROVED FOR PUBLIC RELEASE;
DISTRIBUTION UNLIMITED.

PRICES SUBJECT TO CHANGE

THIS WORK SPONSORED BY THE DEFENSE NUCLEAR AGENCY
UNDER RD&E RMSS CODE B323075464 R99QAXEA09452 H2590D.

Prepared for

Director

DEFENSE NUCLEAR AGENCY

Washington, D. C. 20305

REPRODUCED BY
NATIONAL TECHNICAL
INFORMATION SERVICE
U. S. DEPARTMENT OF COMMERCE
SPRINGFIELD, VA. 22161



ADA 025759

UNCLASSIFIED

SECURITY CLASSIFICATION OF THIS PAGE (When Data Entered)

REPORT DOCUMENTATION PAGE		READ INSTRUCTIONS BEFORE COMPLETING FORM
1. REPORT NUMBER DNA 3788T	2. GOVT ACCESSION NO.	3. RECIPIENT'S CATALOG NUMBER
4. TITLE (and Subtitle) A UNIVERSAL IMPEDANCE FOR SOILS		5. TYPE OF REPORT & PERIOD COVERED Topical Report for Period 1 Jul 75-30 Sep 75
		6. PERFORMING ORG. REPORT NUMBER MRC-N-214
7. AUTHOR(s) Conrad L. Longmire Ken S. Smith		8. CONTRACT OR GRANT NUMBER(s) DNA 001-75-C-0094
9. PERFORMING ORGANIZATION NAME AND ADDRESS Mission Research Corporation 735 State Street Santa Barbara, California 93101		10. PROGRAM ELEMENT, PROJECT, TASK AREA & WORK UNIT NUMBERS NWED Subtask R99QAXEA094-52
11. CONTROLLING OFFICE NAME AND ADDRESS Director Defense Nuclear Agency Washington, D.C. 20305		12. REPORT DATE October 1975
		13. NUMBER OF PAGES 27
14. MONITORING AGENCY NAME & ADDRESS (if different from Controlling Office)		15. SECURITY CLASS (of this report) UNCLASSIFIED
		15a. DECLASSIFICATION/DOWNGRADING SCHEDULE
16. DISTRIBUTION STATEMENT (of this Report) Approved for public release; distribution unlimited.		
17. DISTRIBUTION STATEMENT (of the abstract entered in Block 20, if different from Report)		
18. SUPPLEMENTARY NOTES This work sponsored by the Defense Nuclear Agency under RDT&E RMSS Code B323075464 R99QAXEA09452 H2590D.		
19. KEY WORDS (Continue on reverse side if necessary and identify by block number) Electrical Properties of Soils Dielectric Constant of Soils Conductivity of Soils		
20. ABSTRACT (Continue on reverse side if necessary and identify by block number) A set of universal formulae are proposed for the dielectric constant and conductivity of soils over the frequency range 5 Hz to 3×10^{10} Hz. These formulae are based on an RC network model, with parameters adjusted to fit Scott's data for soils and Wilkenfeld's data for some concrete and grout samples.		

DD FORM 1 JAN 73 1473


EDITION OF 1 NOV 65 IS OBSOLETE

UNCLASSIFIED

SECURITY CLASSIFICATION OF THIS PAGE (When Data Entered)

UNCLASSIFIED

SECURITY CLASSIFICATION OF THIS PAGE(When Data Entered)



UNCLASSIFIED

SECURITY CLASSIFICATION OF THIS PAGE(When Data Entered)

TABLE OF CONTENTS

	PAGE
LIST OF ILLUSTRATIONS	2
SECTION 1—INTRODUCTION	3
SECTION 2—THE RC NETWORK MODEL	6
SECTION 3—THE UNIVERSAL SOIL	9
SECTION 4—WILKENFELD'S DATA	16
SECTION 5—SUMMARY	17
REFERENCES	24

LIST OF ILLUSTRATIONS

FIGURE		PAGE
1	Relative dielectric constant of soils. Solid curves are Scott's fits to results of measurements of many samples. Circles are from our universal formulae.	4
2	Electrical conductivity of soils. Solid curves are Scott's fits to results of measurements of many soils. Circles are from our universal formulae.	5
3	Equivalent network for arbitrary two-terminal RC network.	7
4	Universal curve for relative dielectric constant ϵ_r . Points are calculated from Equation (12), with Equations (17) and (18) and Table 1. Smooth curve is drawn through decade points.	11
5	Frequency scale factor F and zero frequency conductivity σ_0 from Scott's results.	14
6	Universal curve for conductivity $\sigma - \sigma_0$. Points are calculated from Equation (13), with Equation (17) and Table 1. Smooth curve is drawn through decade points.	15
7	Relative dielectric constant and conductivity for Sample 1. Data points are Wilkenfeld's. Curves are from universal formulae with $F = 0.007$, and $\sigma_0 = 0$.	18
8	Relative dielectric constant and conductivity for Sample 2. Data points are Wilkenfeld's. Curves are from universal formulae with $F = 1.0$, and $\sigma_0 = 0$.	19
9	Relative dielectric constant and conductivity for Sample 3. Data points are Wilkenfeld's. Curves are from universal formulae with $F = 2.50$, and $\sigma_0 = 0$.	20
10	Relative dielectric constant and conductivity for Sample 4. Data points are Wilkenfeld's. Curves are from universal formulae with $F = 0.50$, and $\sigma_0 = 0$.	21
11	Relative dielectric constant and conductivity for Sample 5. Data points are Wilkenfeld's. Curves are our universal formulae with $F = 5.0$, and $\sigma_0 = 0$.	22

1. INTRODUCTION

Several years ago Scott¹ reported the results of measurements of the dielectric constant ϵ and the conductivity σ of many samples of soils, over the frequency range 10^2 to 10^6 Hz. He noted that the results for the many samples could be correlated quite well in terms of just one parameter, the water content. By averaging his data, he produced a set of curves $\epsilon(f)$ and $\sigma(f)$ as functions of frequency f for various values of water content. These curves are reproduced in Figures 1 and 2. Thus if one knows the water content of a soil, one can predict what its ϵ and σ will be with generally useful accuracy. Or, if one measures ϵ or σ at some frequency, one can use Scott's curves to predict ϵ and σ over the frequency range 10^2 to 10^6 Hz.

In 1971, the present author proposed a time-domain method for solving Maxwell's equations in dispersive soils, based on the assumption that each volume element of the soil could be represented by an RC network. He and Longley² worked out the parameters for the network by fitting Scott's averaged curves. A consequence of the RC network model is that the variation of ϵ and σ with frequency are not independent. In fact if the variation of ϵ is given, the variation of σ is determined, or vice versa; only a constant remains to be chosen freely in either case. Scott's curves obey this relation rather well.

The author also noticed the fact that all of Scott's curves for $\epsilon(f)$ will very nearly coincide with each other if displaced to the right or left, i.e., that there is just one curve for $\epsilon(f/f_0)$, where f_0 scales with water content. In terms of the RC network, this means that as the water content is varied, only the R values change, while the C values remain fixed, as we shall see below. However, this fact was not used in Reference 2.

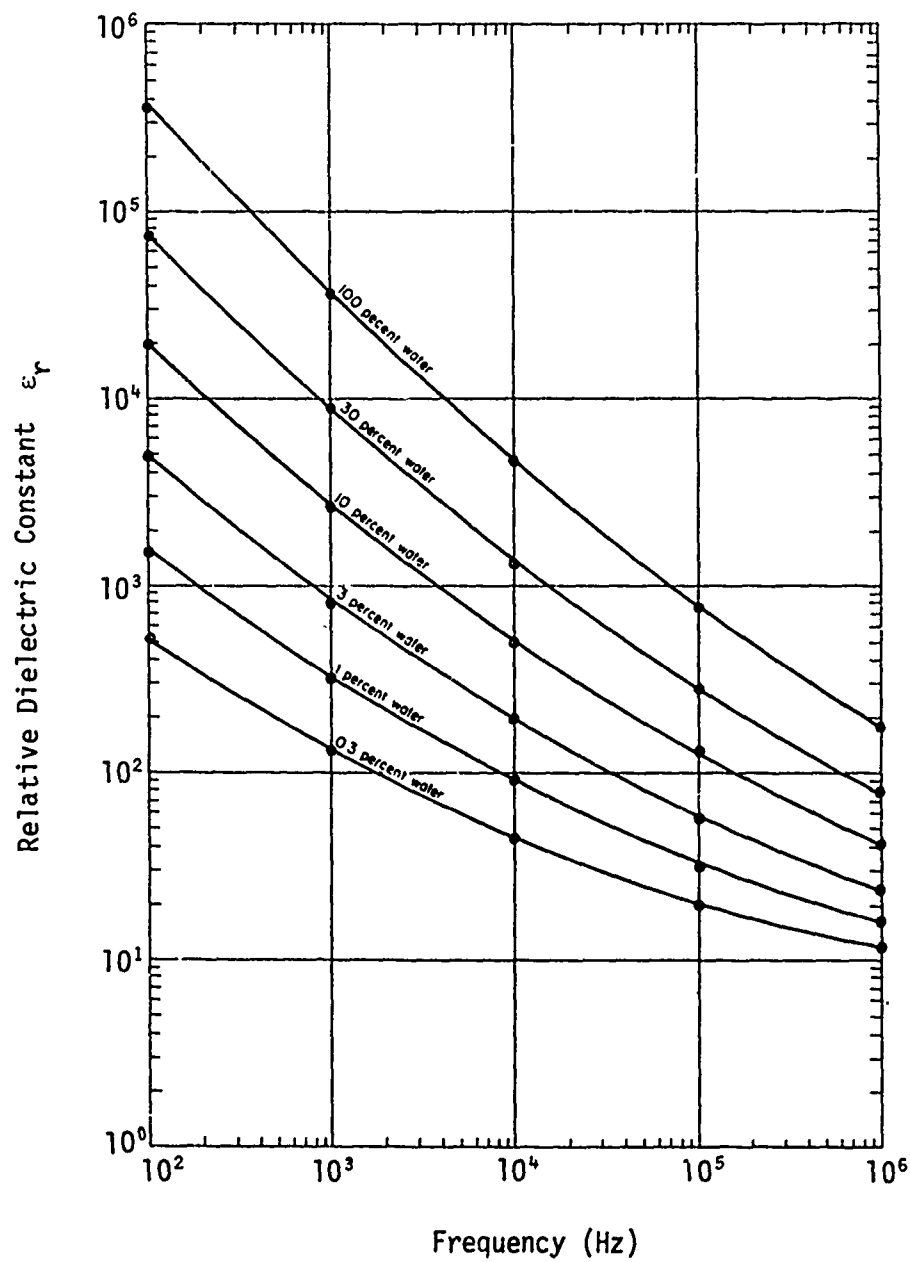


Figure 1. Relative dielectric constant of soils. Solid curves are Scott's fits to results of measurements of many samples. Circles are from our universal formulae.

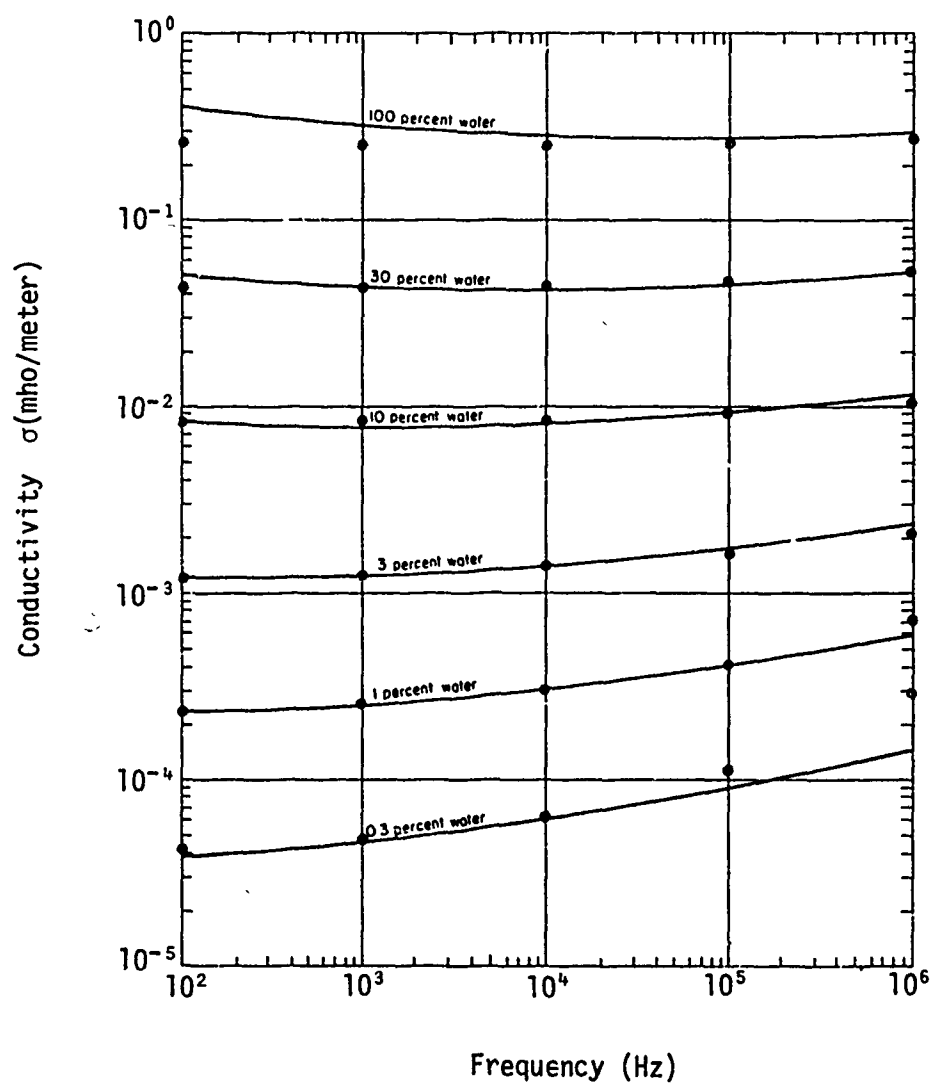


Figure 2. Electrical conductivity of soils. Solid curves are Scott's fits to results of measurements of many soils. Circles are from our universal formulae.

Recently, Wilkenfeld³ has measured ϵ and σ for several samples of concrete and grout over the frequency range 10^6 to 2×10^8 Hz. In examining this data, we found that it connected rather well with Scott's curves, and also obeys the RC network relation between variations in ϵ and σ . We therefore decided to make a universal impedance (actually, admittance) function which would include both Scott's and Wilkenfeld's data.

2. THE RC NETWORK MODEL

Maxwell's equations in a non-magnetic medium are (MKS units)

$$\frac{\partial \vec{B}}{\partial t} = - \nabla \times \vec{E} , \quad (1)$$

$$\epsilon \frac{\partial \vec{E}}{\partial t} + \sigma \vec{E} = \frac{1}{\mu_0} \nabla \times \vec{B} . \quad (2)$$

In the frequency domain, the properties ϵ and σ of the medium are contained in the relation between the (total) current density \vec{J} and electric field \vec{E} ($E \sim e^{i\omega t}$),

$$\vec{J} = (i\omega\epsilon + \sigma)\vec{E} \equiv Y(\omega)\vec{E} . \quad (3)$$

This equation defines the admittance Y appearing between opposite faces of a cubic meter of the medium. We have assumed here that Y is isotropic, although that is not necessary. We have also made the standard assumption that the relation between \vec{J} and \vec{E} is linear.

The basic assumption of our model is that the cubic meter of medium is equivalent to a network of resistors and capacitors, as far as the relation between \vec{J} and \vec{E} is concerned. The inductance of space is included in other terms in Maxwell's equations, but our model assumes that there are no helical conduction paths in the medium—a reasonable assumption for soils.

An arbitrary two-terminal RC network can be replaced by an equivalent network of the type shown in Figure 3 with the same impedance, as a function

of frequency, as the arbitrary network. R_0 is the resistance at zero frequency, C_∞ is the capacitance at infinite frequency, and the other branches provide transient responses with various time constants. The admittance of the equivalent network is

$$Y = \frac{1}{R_0} + i\omega C_\infty + \sum_{n=1}^N \frac{1}{R_n + \frac{1}{i\omega C_n}} \quad (4)$$

$$= \frac{1}{R_0} + i\omega C_\infty + \sum_{n=1}^N \frac{i\omega C_n (1 - i\omega R_n C_n)}{1 + (\omega R_n C_n)^2} \quad (5)$$

The real and imaginary parts of Y are related to σ and ϵ through Equation 3. Defining, for brevity,

$$\beta_n = (R_n C_n)^{-1}, \quad (6)$$

we have

$$\epsilon = C_\infty + \sum_{n=1}^N \frac{C_n}{1 + (\omega/\beta_n)^2}, \quad (7)$$

$$\sigma = \frac{1}{R_0} + \sum_{n=1}^N C_n \beta_n \frac{(\omega/\beta_n)^2}{1 + (\omega/\beta_n)^2}. \quad (8)$$

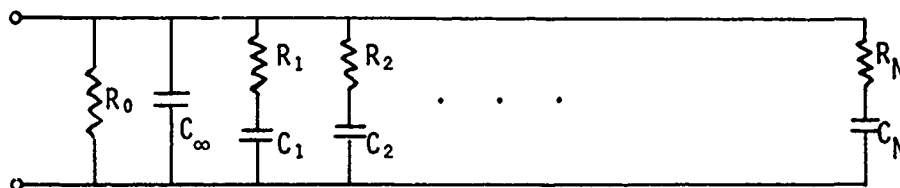


Figure 3. Equivalent network for arbitrary two-terminal RC network.

From these expressions it is clear that if $\epsilon(\omega)$ has been specified, σ is fixed except for an additive constant, and vice versa. It is also clear that if changing the water content changes only the frequency scale of ϵ , then the C_n must be independent of water content and all of the β_n must scale by the same factor.

Equations (7) and (8) also show that ϵ decreases with increasing frequency, while σ increases. Since

$$\frac{1}{1 + (\omega/\beta_n)^2} + \frac{(\omega/\beta_n)^2}{1 + (\omega/\beta_n)^2} = 1 ,$$

the decrease in ϵ and the increase in σ , due to the n'th term, are related by

$$\begin{aligned} \Delta\sigma(\text{mho/m}) &= -\beta_n \Delta\epsilon(\text{farad/m}) \\ &= \beta_n \epsilon_0 \Delta\epsilon_r . \end{aligned} \tag{9}$$

Here we have introduced the relative dielectric constant ϵ_r and the dielectric constant ϵ_0 of vacuum

$$\left. \begin{aligned} \epsilon_r &= \epsilon/\epsilon_0 , \\ \epsilon_0 &= 8.85 \times 10^{-12} \text{ farad/m} . \end{aligned} \right\} \tag{10}$$

In the neighborhood of a given central frequency f_c , the variation in ϵ and σ will be dominated by the term with $\beta_n \approx 2\pi f_c$, so that we may write Equation (9) as

$$\left. \begin{aligned} \Delta\sigma(\text{mho/m}) &\approx -2\pi\epsilon_0 f_c \Delta\epsilon_r , \\ &\approx -5.5 \times 10^{-11} f_c \Delta\epsilon_r . \end{aligned} \right\} \tag{11}$$

This relation provides a useful rough test of the consistency of experimental data with our model.

Since most data are given for ϵ_r rather than ϵ , and in terms of frequency f rather than ω , we rewrite Equations (7) and (8) as

$$\epsilon_r = \epsilon_\infty + \sum_{n=1}^N \frac{a_n}{1 + (f/f_n)^2} \quad (\text{relative}) , \quad (12)$$

$$\sigma = \sigma_0 + 2\pi\epsilon_0 \sum_{n=1}^N a_n f_n \frac{(f/f_n)^2}{1 + (f/f_n)^2} \left(\frac{\text{mho}}{\text{m}} \right) . \quad (13)$$

The connection with Equations (7) and (8) is obviously

$$\left. \begin{aligned} C_\infty &= \epsilon_0 \epsilon_\infty , & C_n &= \epsilon_0 a_n , \\ R_0 &= \sigma_0^{-1} , & \beta_n &= 2\pi f_n . \end{aligned} \right\} \quad (14)$$

3. THE UNIVERSAL SOIL

In this section, we shall produce a single formula for ϵ_r of the type of Equation (12) in which only the f_n scale with water content, and all f_n scale by the same factor. We start with Scott's curve for 10 percent water. We extend it to higher frequencies by shifting the curves for lower water content to the right until they coincide with the 10 percent curve. It can be seen from Figure 1 that the shifted 0.3 percent curve will then extend to approximately 10^8 Hz. Similarly, we extend the 10 percent curve to lower frequencies by shifting the curves for higher water content to the left until they coincide with the 10 percent curve. It can be seen from Figure 1 that the shifted 100 percent curve will then extend down to about 5 Hz, and we extrapolated it to 1 Hz.

The curve so obtained runs from 10^0 to 10^8 Hz, and at its upper end ϵ_r is about 11. One of Wilkenfeld's samples was a very dry concrete for which ϵ_r was as low as 6.0 at 2×10^8 Hz (see Figure 7). By adjoining this data smoothly to the extended 10 percent Scott curve, we extended the latter

to 3×10^{10} Hz (equivalent). For good measure, we then extrapolated ϵ_r to 10^{12} Hz, bringing the final ϵ_r down to about 5, a value appropriate for crystalline materials typically found in soils. Whether these last two decades will prove useful for some exceptionally dry soil is speculative. The entire curve is graphed in Figure 4.

It should be borne in mind that the actual data on which this curve is based was for frequencies between 10^2 and 2×10^8 Hz. Extrapolations to 5 Hz and 3×10^{10} Hz are based on the universal RC network model, and extrapolation beyond these frequencies is based simply on graphical extrapolation of the curves.

The factor F by which the frequency must be scaled to bring Scott's ϵ_r curves for water content P percent into coincidence with the 10 percent curve is graphed versus P in Figure 5. The function F(P) is fitted to a few percent by the formula

$$F = (P/10)^{1.28} . \quad (15)$$

This factor is defined such that the frequencies f_n or β_n scale as

$$\left. \begin{aligned} f_n(P) &= F(P)f_n(10 \text{ percent}) , \\ \beta_n(P) &= F(P)\beta_n(10 \text{ percent}) . \end{aligned} \right\} \quad (16)$$

These results imply that the resistances R_n decrease with increasing water content, as $P^{-1.28}$. The sense of this variation of the R_n with P is reasonable, but why the power should be 1.28, rather than 1.00 say, is unexplained.

The very large dielectric constant at the lower frequencies, much larger than the value 80 for pure water, is puzzling if one thinks in terms of good dielectric materials. Soils typically contain a broad size spectrum of crystalline grains, with electrolytically conducting fissures between. One is reminded somewhat of the behavior of electrolytic capacitors. It has been suggested that the large dielectric constants are actually evidence

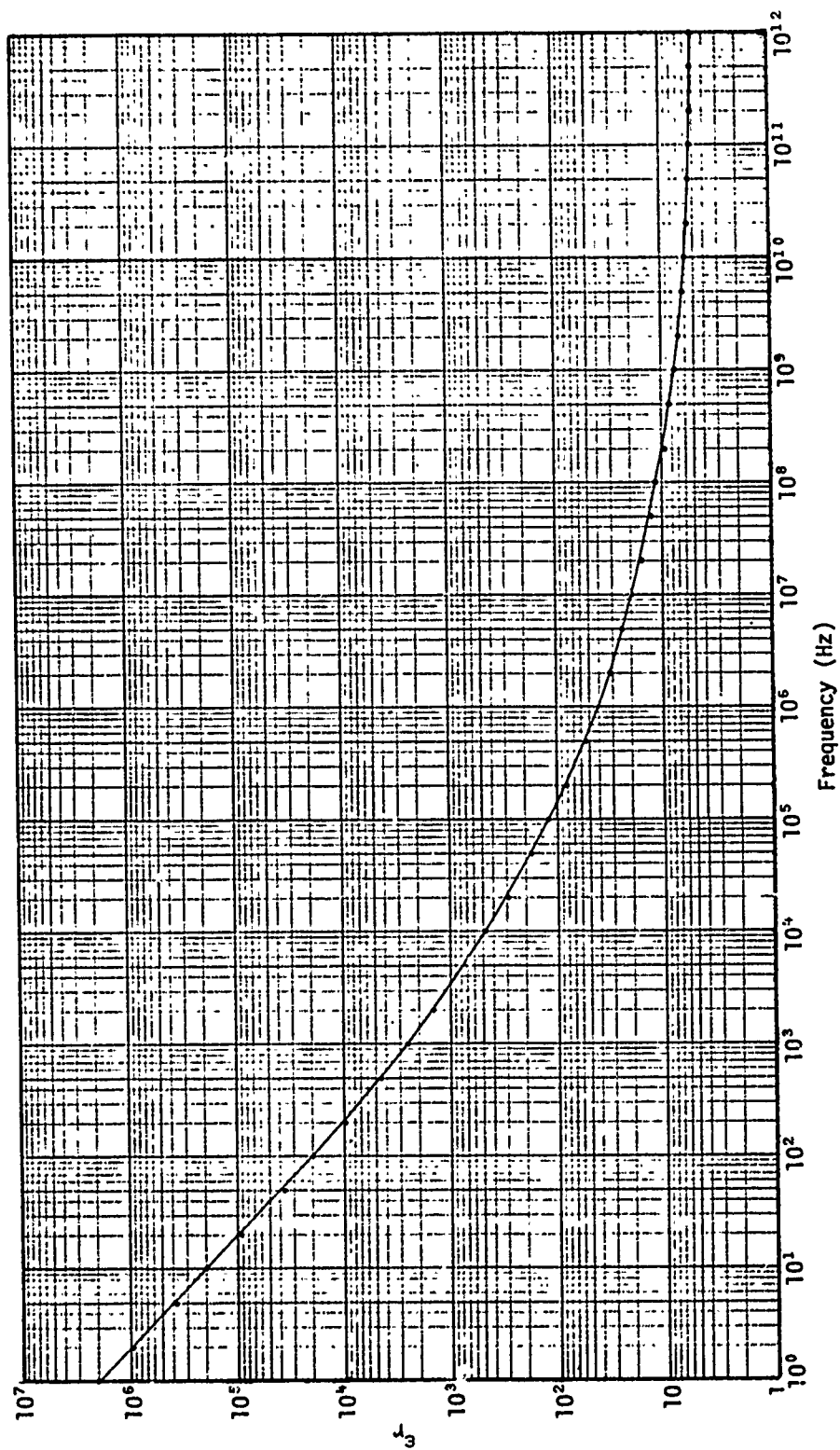


Figure 4. Universal curve for relative dielectric constant ϵ_r . Points are calculated from Equation (12), with Equations (17) and (18) and Table 1. Smooth curve is drawn through decade points.

of a phenomenon occurring at the electrodes of the sample holder, rather than in the body of the material. However, Scott went to great pains to assure good electrical contact with the sample.

Having thus obtained a curve for ϵ_r at $P = 10$ percent, we fitted it by the formula (12), choosing one f_n per decade, i.e., we let

$$f_n = 10^{n-1} \text{ Hz}, \quad n = 1, 2, 3, \dots, 13. \quad (17)$$

The value of ϵ_∞ chosen was

$$\epsilon_\infty = 5.00. \quad (18)$$

The values of the a_n are listed in Table 1. Points computed from Equation (12) using these values are indicated as dots in Figure 4. The computed points are on the curve at the decade lines where the fit values were chosen, but fall slightly below the curve in the middle of each decade. The fit could be improved by increasing the number N of f_n 's, but the present fit is probably adequate, in view of the general nature of our undertaking.

Table 1. Coefficient a_n for universal soil.

n	a_n^*	n	a_n	n	a_n
1	3.40(6)	6	1.33(2)	11	9.80(-1)
2	2.74(5)	7	2.72(1)	12	3.92(-1)
3	2.58(4)	8	1.25(1)	13	1.73(-1)
4	3.38(3)	9	4.80(0)		
5	5.26(2)	10	2.17(0)		

* 3.40(6) means 3.40×10^6

Having the a_n , we then computed the quantity $\sigma - \sigma_0$ from Equation (13), and the result is graphed in Figure 6. The computed points are shown as dots, and the smooth curve is drawn through the decade points. This curve is for $P = 10$ percent water content. For other values of P , the f_n are scaled according to Equation (16). Because of the additional factor f_n in Equation (13), the magnitude of $\sigma - \sigma_0$ also scales up and down with F as the f_n do.

For use on a computer, Equations (12), (13), (15) and (16) are sufficient. However, one can use Figures (4) and (6) for quick graphical analysis for arbitrary P without redrawing the curves, by scaling f as $1/F$ instead of scaling the f_n as F . Suppose, for example, that one has ϵ_r for a quite dry soil graphed versus frequency on the same log paper as Figure 4, preferably transparent. To make this curve of ϵ_r fall on top of that of Figure 4, it is likely that it will have to be moved to the right of the position relative to Figure 4 where the frequencies coincide. Let us suppose that sliding it to the right one decade makes the ϵ_r 's coincide. We would then conclude that $F = 0.1$ and, from Figure 5, that $P = 1.6$ percent. In order to obtain a prediction for $\sigma - \sigma_0$, label another sheet of log paper as in Figure 6, i.e., with 10^{-5} mho/m at the bottom. Then slide this sheet one decade to the right (of the position where frequencies coincide) and one decade upwards, and trace the curve from Figure 6 onto the sheet. If our universal soil model applies to this sample, the traced curve should fall on or slightly below the data points for the sample σ (the difference being σ_0).

The term σ_0 is adjustable for any soil sample. However, Scott's curves of Figure 2 determine σ_0 as a function of P for his soil samples. This function is also graphed in Figure 5, and is expressed to a few percent accuracy by the relation

$$\sigma_0 = 8.0 \times 10^{-3} (P/10)^{1.54} \quad (\text{mho/m}) \quad (\text{Scott}) . \quad (19)$$

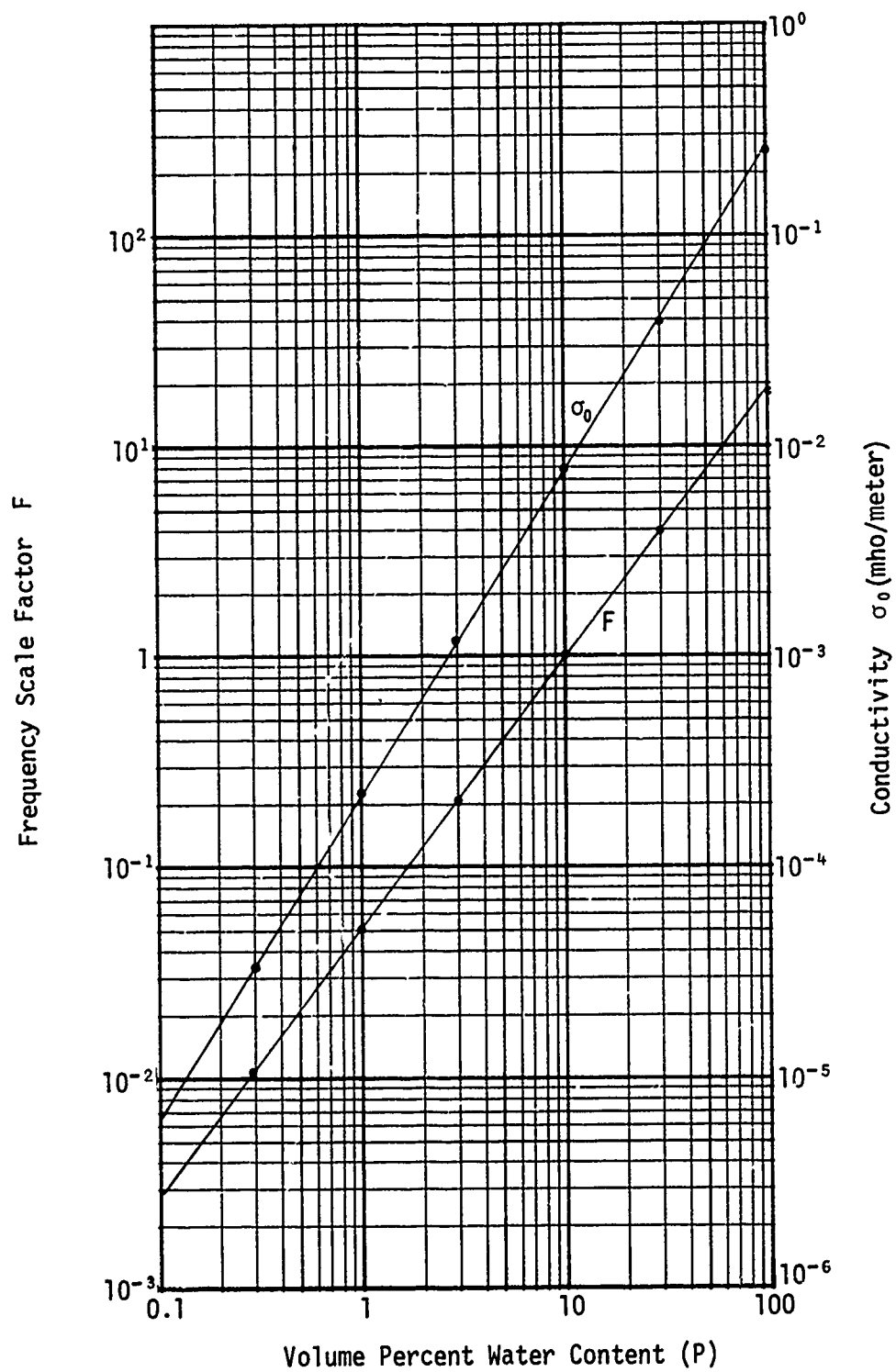


Figure 5. Frequency scale factor F and zero frequency conductivity σ_0 from Scott's results.

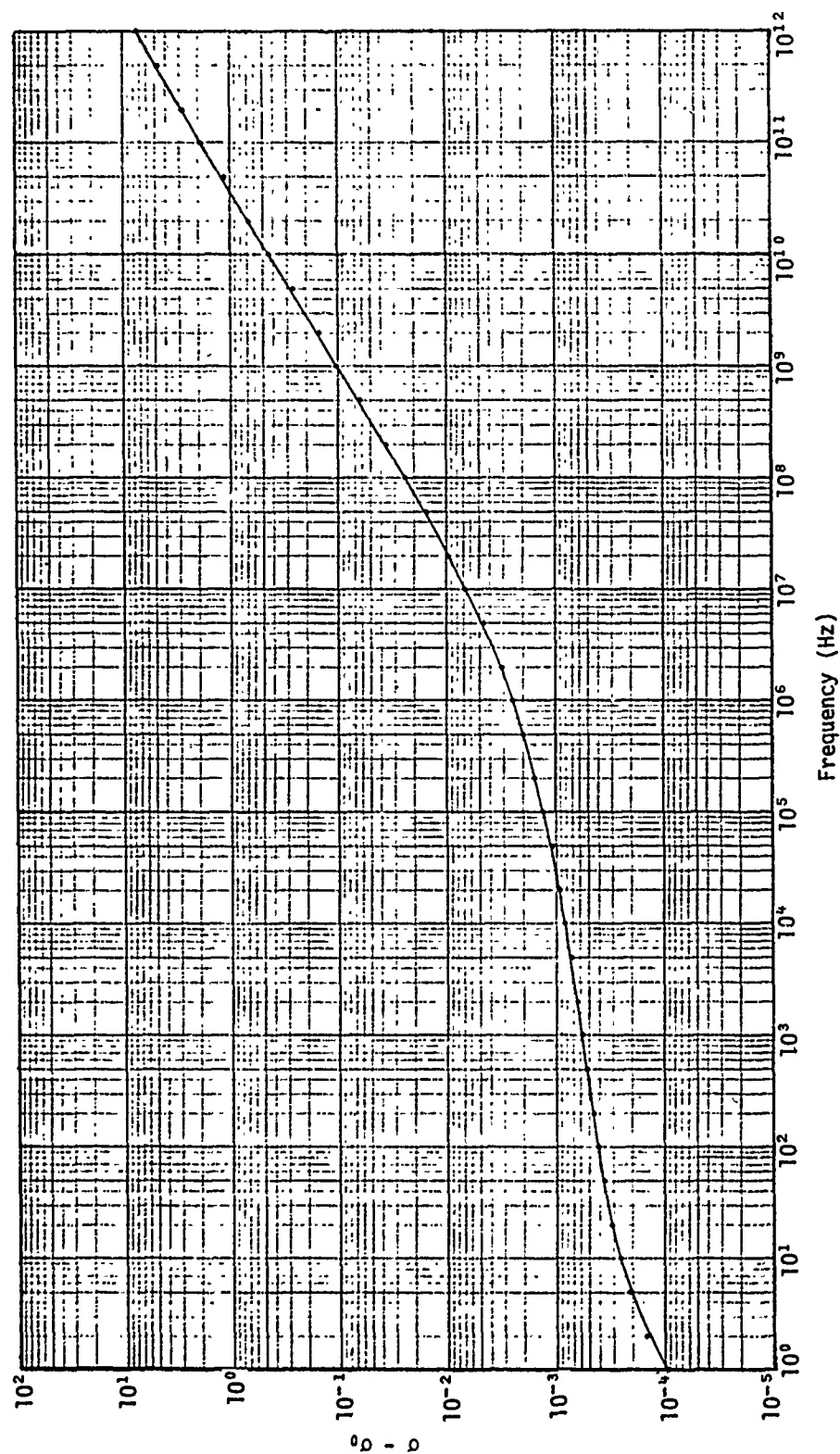


Figure 6. Universal curve for conductivity $\sigma - \sigma_0$. Points are calculated from Equation (13), with Equation (17) and Table 1. Smooth curve is drawn through decade points.

We have used Equations (12) and (13), with (15), (16), (17) and (18) and Table 1, to calculate ϵ_r and σ for Scott's values of P and frequencies between 10^2 and 10^6 Hz. The results are shown as the circles in Figures 1 and 2. It is seen that computed ϵ_r points fit Scott's curves very well. The fit to σ is quite good except for the highest and lowest water content. According to our model, σ cannot decrease with increasing frequency. Scott assumed no connection between ϵ_r and σ . Whether the deviations between our model and Scott's curves are statistically significant is not clear. It would be interesting to try to fit Scott's sample data directly in terms of our model.

4. WILKENFELD'S DATA

We have tested five of Wilkenfeld's concrete and grout sample results against our universal curves, using the graphical analysis. The samples are identified in Table 2.

Table 2. Identification of Wilkenfeld samples.

Sample	Material	Moisture (weight %)	F	P (volume %)	σ_0
1	Concrete	1.75%	0.007	0.2%	negligible
2	Concrete	6.4 %	1.0	10 %	1×10^{-3}
3	Concrete	7.9 %	2.50	20 %	2×10^{-3}
4	Grout	5.9 %	0.50	5.8%	negligible
5	Grout	11 %	5.0	35 %	negligible

In this table, the column labeled "Moisture" is the weight percent determined by Wilkenfeld, and should be multiplied by about 2 to give a volume percent comparable to Scott's P. Instead of using Wilkenfeld's

moisture content to determine a frequency scale factor, we have chosen the scale factor F which gives the best fit with our universal ϵ_r curve. This value of F is given in the table, along with the value of Scott's P which yields this F (Equation (15) or Figure 5). It is seen that P is not uniformly twice Wilkenfeld's moisture content, but the correlation is not bad, except for Sample 1. For this sample, the moisture determined by Wilkenfeld is much higher than the value of P which makes the Sample 1 data lie on the universal curve.

Comparison of Wilkenfeld's data for ϵ_r and σ with our fitted curves are given in Figures (7) - (11). The fits are quite good, which indicates the validity of the RC network model. The value of σ_0 suggested by the σ curves is also listed in Table 2.

Sample 1 was the sample used to extend our universal curves to 3×10^{10} Hz. The fact that P disagrees with Wilkenfeld's moisture content implies that measurement of the moisture content is not always a reliable way of determining electrical properties of dry soils. In general it is wise to have measurements of ϵ_r and σ made at a few frequencies. Our universal curves can then be used to extend and fill in the data.

5. SUMMARY

Equations (12) and (13) give a prediction for ϵ_r and σ for frequencies f between 5 and 3×10^{10} Hz, for a soil containing 10 percent (by volume) water. Here ϵ_∞ is given by Equation (18), σ_0 by Equation (19), the f_n by Equation (17), and the a_n by Table 1. For any other water content P percent, scale the f_n by Equations (16) and (15).

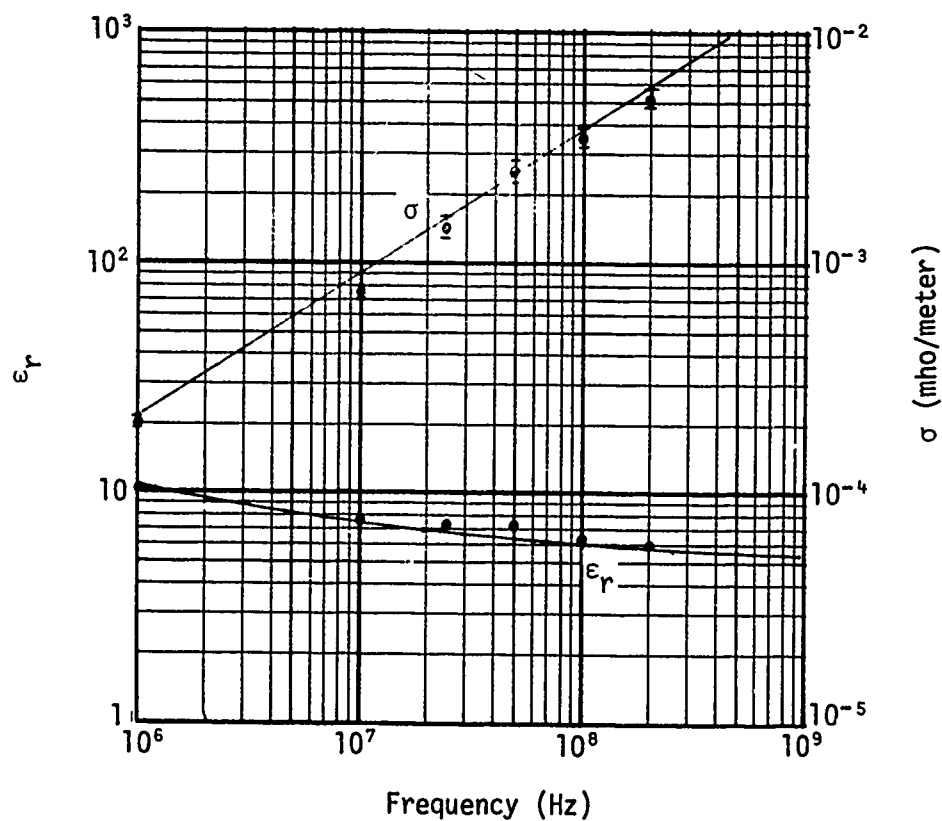


Figure 7. Relative dielectric constant and conductivity for Sample 1. Data points are Wilkenfeld's. Curves are from universal formulae with $F = 0.007$, and $\sigma_0 = 0$.

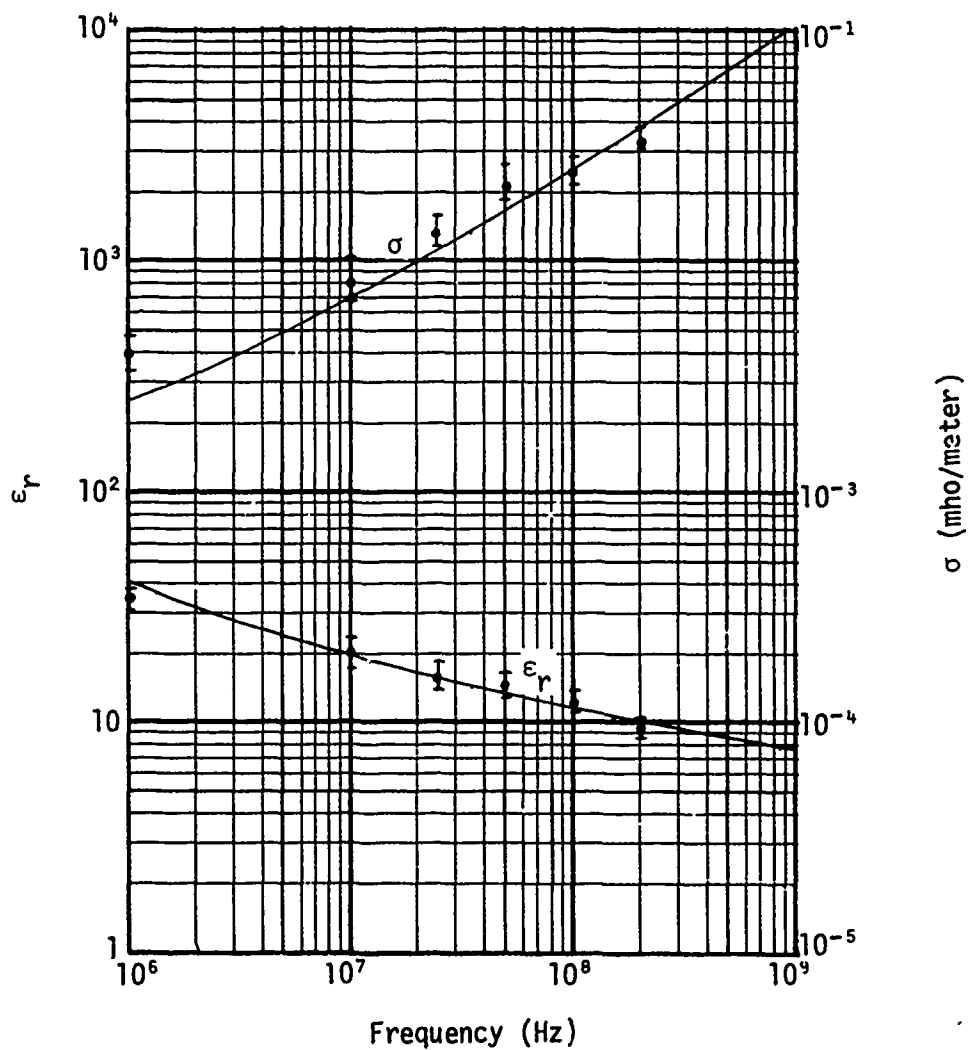


Figure 8. Relative dielectric constant and conductivity for Sample 2. Data points are Wilkenfeld's. Curves are from universal formulae with $F = 1.0$, and $\sigma_0 = 0$.

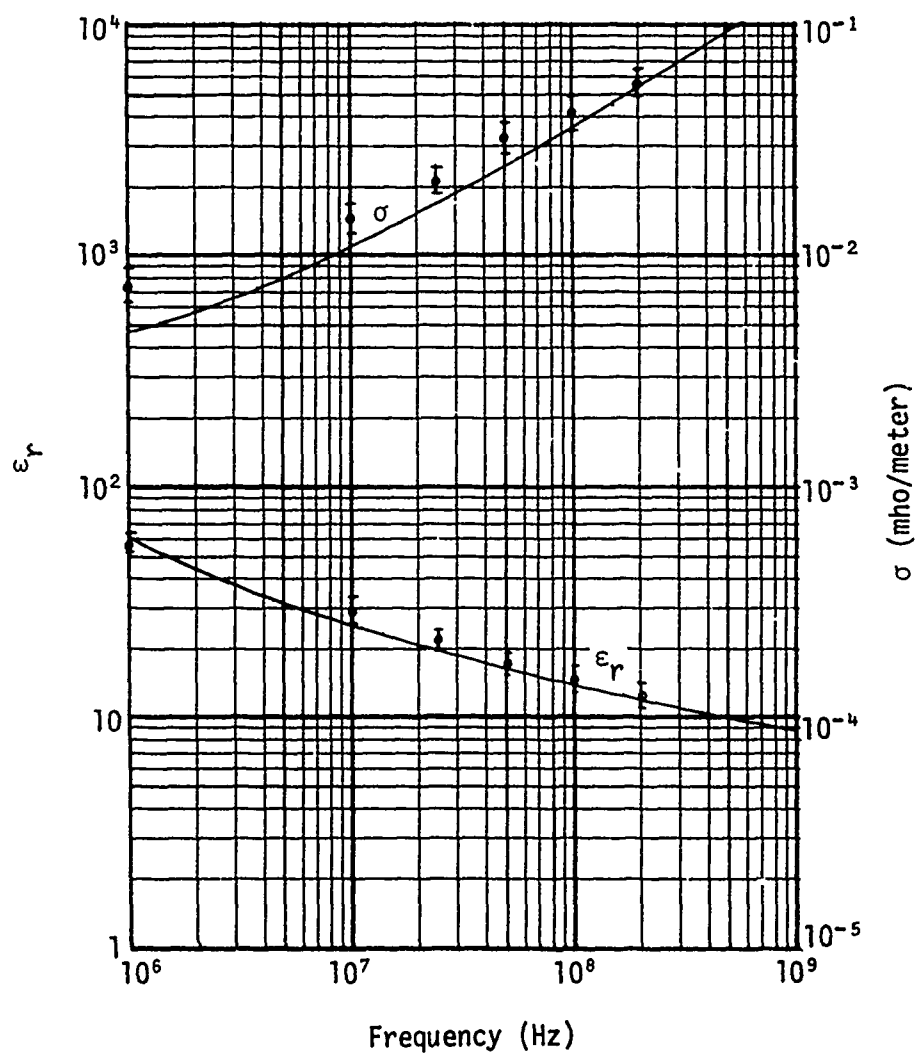


Figure 9. Relative dielectric constant and conductivity for Sample 3. Data points are Wilkenfeld's. Curves are from universal formulae with $F = 2.50$, and $\sigma_0 = 0$.

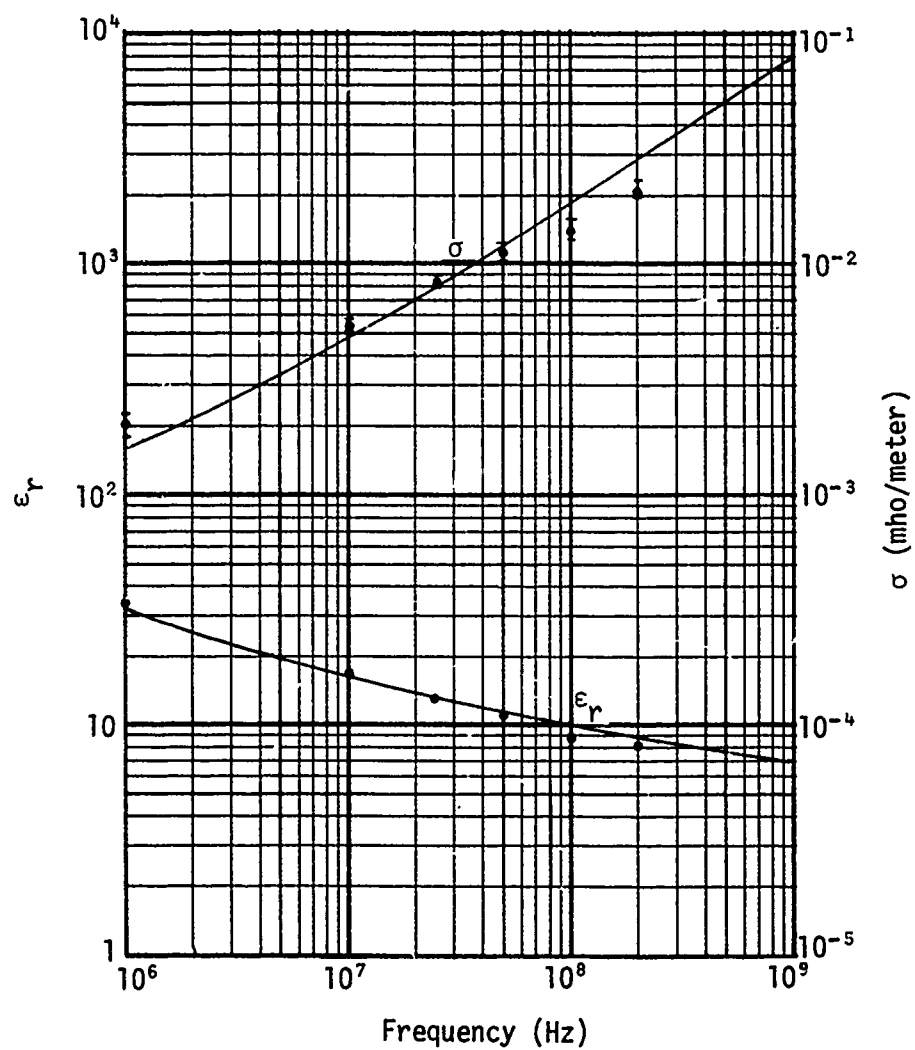


Figure 10. Relative dielectric constant and conductivity for Sample 4. Data points are Wilkenfeld's. Curves are from universal formulae with $F = 0.50$, and $\sigma_0 = 0$.

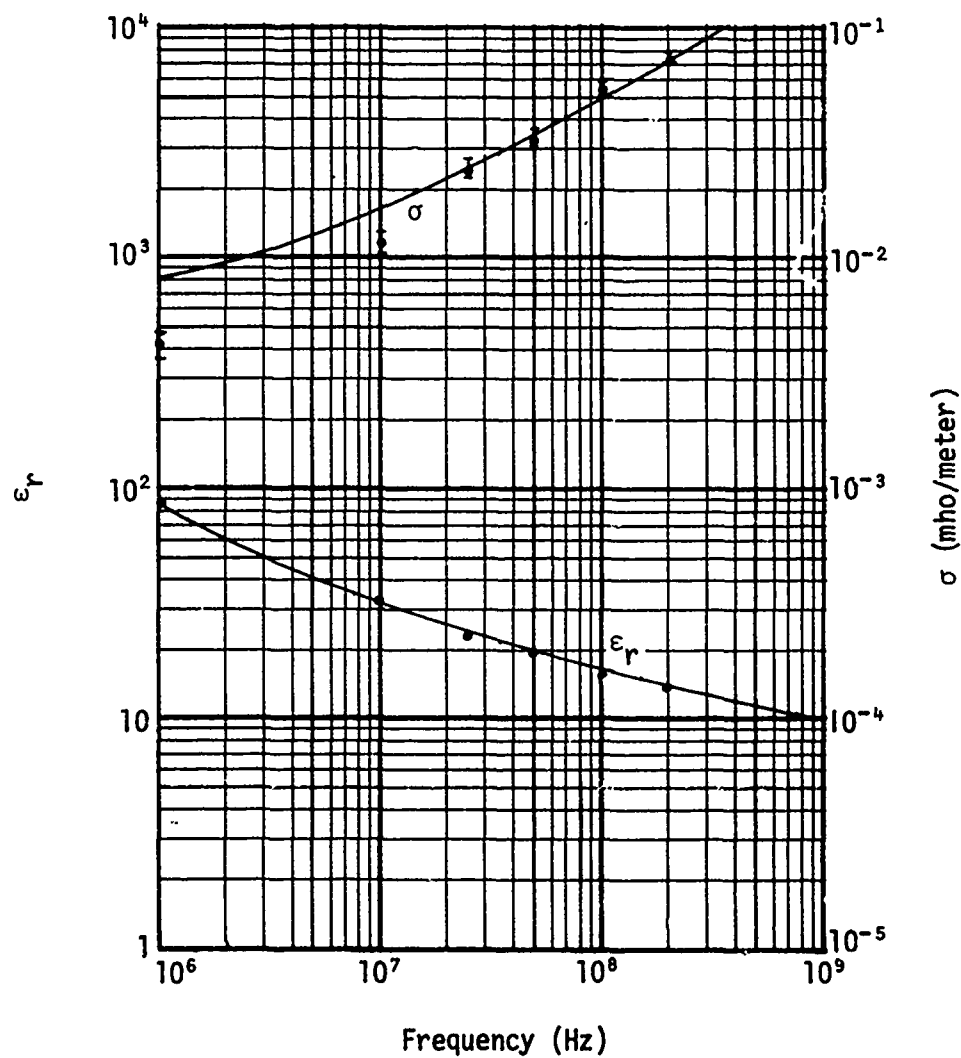


Figure 11. Relative dielectric constant and conductivity for Sample 5. Data points are Wilkenfeld's. Curves are our universal formulae with $F = 5.0$, and $\sigma_0 = 0$.

If one has a soil for which the water content is unknown, but one has a measurement of ϵ_r and σ at some frequency f_m , proceed as follows. Read from Figure 4 the value of f at which ϵ_r equals the measured value. Then determine the frequency scale factor F from

$$F = f_m/f . \quad (20)$$

Use this value in Equation (16) to scale the f_n . Then compute from Equations (12) and (13) the values of ϵ_r and $\sigma - \sigma_0$ at any frequency of interest. Adjust σ_0 to agree with the measured value at f_m . The water content of the soil can be determined from the value of F above and Equation (15) or Figure 5.

It is more reliable to use measured ϵ_r and σ data at a few frequencies, in establishing the fit with the universal curve, than to use a measured water content, especially for dry soils.

REFERENCES

1. Scott, J. H., "Electrical and Magnetic Properties of Rock and Soils," Note 18, Electromagnetic Pulse Theoretical Notes, AFWL EMP 2-1, April 1971. Also U. S. Geological Survey Technical Letter, Special Project-16, May 26, 1966.
2. Longmire, C. L., and H. J. Longley, "Time Domain Treatment of Media with Frequency-Dependent Electrical Parameters," DNA 3167F, 25 September 1973.
3. Wilkenfeld, J., private communication. We gratefully acknowledge several useful discussions with Dr. Wilkenfeld.

DISTRIBUTION LIST

DEPARTMENT OF DEFENSE

Assistant to the Secretary of Defense
Atomic Energy
ATTN: Doc. Con.

Director
Defense Advanced Research Projects Agency
ATTN: Tech. Lib.

Director
Defense Civil Preparedness Agency
ATTN: RE(EO)
ATTN: TS AED
ATTN: Tech. Lib.

Defense Communication Engineer Center
ATTN: Code R410, James W. McLean
ATTN: Code R720, C. Stansberry
ATTN: Code R400
ATTN: Code R124C, Tech. Lib.

Director
Defense Communications Agency
ATTN: Code 540.5
ATTN: Code 430
ATTN: Tech. Lib.
ATTN: Code 930, Franklin D. Moore
ATTN: Code 930, Monte I. Burgett, Jr.
ATTN: Code 950

Defense Documentation Center
2 cy ATTN: TC

Commander
Defense Electronic Supply Center
ATTN: Tech. Lib.

Director
Defense Intelligence Agency
ATTN: Tech. Lib.
ATTN: DI-7D, Edward O' Farrell

Director
Defense Nuclear Agency
ATTN: RATN
ATTN: RAEV
ATTN: STVL
ATTN: STSI, Archives
ATTN: DDST
ATTN: RAAE
2 cy ATTN: STTL, Tech. Lib.

Director of Defense Research & Engineering
ATTN: DD/S&SS

Commander
Field Command
Defense Nuclear Agency
ATTN: FCPRL

Director
Joint Strategic Target Planning Staff, JCS
ATTN: STINFO Library

DEPARTMENT OF DEFENSE (Continued)

Chief
Livermore Division, Field Command, DNA
Lawrence Livermore Laboratory
ATTN: Doc. Con. for L-395
ATTN: FCPRL

National Communications System
Office of the Manager
ATTN: NCS-TS, Charles D. Bodson

Commander
National Military Command Sys. Support Center
ATTN: Paul Colman, MD718

Director
National Security Agency
ATTN: Orland O. Van Gunten R-425
ATTN: TDL
ATTN: Tech. Lib.

OJCS/J-6
ATTN: J-6 ESD-2

Director
Telecommunications & Comd. & Con. Sys.
ATTN: AD/ODTACCS
ATTN: Dep. Asst. Sec. Sys.

Weapons Systems Evaluation Group
ATTN: Doc. Con.

DEPARTMENT OF THE ARMY

Asst. Chief of Staff for Intelligence
ATTN: DAMA-TAS, Jack T. Blackwell

Commander
Ballistic Defense System Command
ATTN: Tech. Lib.
ATTN: BDMSC-TEN, Noah J. Hurst

Director
BMD Advanced Tech. Center
ATTN: Tech. Lib.

Chief of Research, Development & Acquisition
ATTN: DAMA-CSM-N, LTC E. V. Deboeser, Jr.

Commander
Harry Diamond Laboratories
ATTN: AMXDO-EM, William T. Wyatt, Jr.
ATTN: AMXDO-NP, Francis N. Wimentz
ATTN: AMXDO-EM, Ron Bostak
ATTN: AMXDO-EM, Robert F. Gray
ATTN: AMXDO-EM, Raphael Wong
ATTN: AMXDO-RBI, John A. Rosado
ATTN: AMXDO-EM, John F. Sweton
ATTN: AMXDO-EM, Janis Klebers
ATTN: AMXDO-RC, Robert B. Oswald, Jr.
ATTN: AMXDO-TI, Tech. Lib.
ATTN: AMXDO-EM, John Bombardt
ATTN: AMXDO-EM, J. W. Beilfuss

DEPARTMENT OF THE ARMY (Continued)

Commander
Picatinny Arsenal
ATTN: Tech. Lib.

Commander
Redstone Scientific Information Center
U.S. Army Missile Command
4 cy ATTN: AMSMI-RBD, Clara T. Rogers

Commander
TRASANA
ATTN: ATAA-EAC, Francis N. Winans

Director
U.S. Army Ballistic Research Labs.
ATTN: AMXRD-BVL, David L. Rigotti
ATTN: AMXBR-AM, W. R. VanAntwerp
ATTN: Tech. Lib., Edward Bailey
ATTN: AMXBR-X, Julius J. Meszaros
ATTN: AMXBR-VL, John W. Kinch

U.S. Army Communications Command
C-E Services Division
ATTN: CEE0-7, Wesley T. Heath, Jr.

Commander
U.S. Army Communications Command
ATTN: Tech. Lib.

Commander
U.S. Army Communications Command
Combat Development Division
ATTN: ACCM-TD-A, Library

Chief
U.S. Army Communications Sys. Agency
ATTN: SCCM-AD-SV, Library

Commander
U.S. Army Computer Systems Command
ATTN: Tech. Lib.

Commander
U.S. Army Electronics Command
ATTN: AMSEL-PL-ENV, Hans A. Bomke
ATTN: AMSEL-NL-D
ATTN: AMSEL-CE, T. Preiffer
ATTN: AMSEL-CT-HDK, Abraham E. Cohen
ATTN: AMSEL-GG-TD, W. R. Werk
ATTN: AMSEL-WL-D
ATTN: AMSEL-TL-MD, Gerhart K. Gaule
ATTN: AMSEL-TL-Me, M. W. Pomerantz
ATTN: AMSEL-TL-IR, Robert A. Frelberg

Commanding Officer
U.S. Army Electronics Command
Night Vision Laboratory
ATTN: Tech. Lib.

Commander
U.S. Army Electronics Proving Ground
ATTN: STEEP-MT-M, Gerald W. Durbin

Project Engineer
U.S. Army Engineer District, Huntsville
ATTN: F. Smith

Division Engineer
U.S. Army Engr. District, Missouri River
ATTN: MRDED-MC, Floyd L. Hazlett

DEPARTMENT OF THE ARMY (Continued)

Commandant
U.S. Army Field Artillery School
ATTN: ATSFA-CTD-ME, Harley Moberg
ATTN: Tech. Lib.

Commander
U.S. Army Mat. & Mechanics Research Center
ATTN: Tech. Lib.

Director
U.S. Army Material Sys. Analysis Agency
U.S. Army Aberdeen R&D Center
ATTN: Tech. Lib.
ATTN: AMXSX-CC, Donald R. Barthel

Commander
U.S. Army Materiel Dev. & Readiness Command
ATTN: AMCRD-WN-RE, John F. Corrigan
ATTN: Tech. Lib.

Commander
U.S. Army Missile Command
Redstone Arsenal
ATTN: AMSMI-RGD, Vic Ruwe
ATTN: AMCPM-LCEX, Howard H. Henriksen
ATTN: AMCPM-PE-EG, William B. Johnson
ATTN: AMSMI-RGP, Hugh Green
ATTN: AMCPM-PE-EA, Wallace O. Wagner
ATTN: Tech. Lib.

Commander
U.S. Army Mobility Equip. R&D Center
ATTN: STSFB-MW, John W. Bond, Jr.
ATTN: Tech. Lib.

Commander
U.S. Army Nuclear Agency
ATTN: Tech. Lib.
ATTN: ATCN-W, LTC Leonard A. Sluga

Commander
U.S. Army Security Agency
ATTN: LARD-T, Robert H. Burkhardt
ATTN: Technical Library

Commandant
U.S. Army Southeastern Signal School
ATTN: Tech. Library
ATTN: ATSO-CTD-CS, CPT G. M. Alexander

Commander
U.S. Army Tank Automotive Command
ATTN: Tech. Lib.
ATTN: AMSTA-RHM, 1LT Peter A. Hasek
ATTN: AMCPM-GCM-SW, Lyle A. Wolcott

Commander
U.S. Army Test and Evaluation Command
ATTN: Tech. Lib.
ATTN: AMSTE-NB, Russell R. Galasso
ATTN: AMSTE-EL, Richard I. Kolchin

Commander
White Sands Missile Range
ATTN: STEWS-TE-NT, Marvin P. Squires
ATTN: Tech. Lib.

DEPARTMENT OF THE NAVY

Chief of Naval Operations
ATTN: Code 604C3, Robert Piacesi

Chief of Naval Research
ATTN: Code 427
ATTN: Tech. Lib.
ATTN: Code 464, Thomas P. Quinn

Officer-in-Charge
Civil Engineering Laboratory
Naval Construction Battalion Center
ATTN: Code L31
ATTN: Tech. Lib.

Commander
Naval Electronic Systems Command
Naval Electronic Systems Command Hqs.
ATTN: Tech. Lib.
ATTN: PME 117-T
ATTN: PME 117-215A, Gunter Brunhart
ATTN: PME 117-21

Commander
Naval Electronics Laboratory Center
ATTN: Code 2200.1, Verne E. Hildebrand
ATTN: Code 2400, S. W. Lichtman
ATTN: Tech. Lib.
ATTN: Code 3100, E. E. McCown

Superintendent
Naval Postgraduate School
ATTN: Code 2124, Tech. Reports Librarian

Director
Naval Research Laboratory
ATTN: Code 2027, Tech. Lib.
ATTN: Code 2627, Doris R. Folen
ATTN: Code 4004, Emanuel L. Brancato
ATTN: Code 6631, James C. Ritter
ATTN: Code 7701, Jack D. Brown
ATTN: Code 7770, Leslie S. Levine
ATTN: Code 404, R. Gracen Joiner

Commander
Naval Surface Weapons Center
ATTN: Code WA50, John H. Malloy
ATTN: Code 431, Edwin R. Rathburn
ATTN: Code 431, Edwin B. Dean
6 cy ATTN: Code WX21, Tech. Lib.
ATTN: Code WA501, Navy Nuc. Prgms. Off.

Commander
Naval Surface Weapons Center
Dahlgren Laboratory
ATTN: Tech. Lib.
ATTN: Robert A. Amadori

Commander
Naval Telecommunications Command
Nav. Tel. Com. Headquarters
ATTN: Tech. Lib.

Commander
Naval Weapons Center
ATTN: Code 533, Tech. Lib.

Commanding Officer
Naval Weapons Evaluation Facility
ATTN: Code ATG, Mr. Stanley
ATTN: Lawrence R. Oliver

DEPARTMENT OF THE NAVY (Continued)

Director
Strategic Systems Project Office
ATTN: NSP-2342, Richard L. Coleman
ATTN: NSP 2701, John W. Pitsenberger
ATTN: NSP-2431, Gerald W. Hoskins
ATTN: NSP-230, David Gold
ATTN: NSP-43, Tech. Lib.

Commander
U. S. Naval Coastal Systems Laboratory
ATTN: Tech. Lib.

DEPARTMENT OF THE AIR FORCE

Commander
ADC/DE
ATTN: DEEDS, Joseph C. Brannan

Commander
Aeronautical Systems Division, AFSC
ATTN: Tech. Lib.

AF Cambridge Research Labs., AFSC
ATTN: J. Emery Cormier

AF Weapons Laboratory, AFSC
ATTN: ELA
ATTN: EL, John Darrah
ATTN: SUL
ATTN: SAT
ATTN: ELC
ATTN: ELP, Carl E. Baum
ATTN: ELP, William Page
ATTN: SAB
ATTN: SAS
ATTN: ELA, J. P. Castillo
ATTN: EL
ATTN: EL, Library

AF Armament Laboratory, AFSC
ATTN: DLOSL, Lib.

AFTAC
ATTN: Tech. Lib.

Air Force Avionics Laboratory, AFSC
ATTN: Tech. Lib.

Commander
Air University
ATTN: AUL, LSE-70-250

Headquarters
Electronic Systems Division, AFSC
ATTN: Tech. Lib.

Commander
Foreign Technology Division, AFSC
ATTN: TD-BTA, Library
ATTN: ETET, Capt Richard C. Husemann

Commander
Ogden Air Logistics Center
ATTN: Tech. Lib.
ATTN: MMEWM, Robert Joffs

Commander
Rome Air Development Center, AFSC
ATTN: EMTLD, Doc. Lib.

DEPARTMENT OF THE AIR FORCE (Continued)

SAMSO/MN

ATTN: MNNH, Capt B. Stewart
ATTN: MNNH, Capt Michael V. Bell

Commander in Chief

Strategic Air Command
ATTN: DEF, Frank N. Bousha
ATTN: NRI-STINFO Library
ATTN: XPFS, Maj Brian G. Stephan

544TH IES

ATTN: RDPO, Lt Alan B. Merrill

ENERGY RESEARCH & DEVELOPMENT ADMINISTRATION

Division of Military Application

ATTN: Doc. Con. for Class. Tech. Lib.

EG&G, Inc.

Los Alamos Division
ATTN: Tech. Lib.
ATTN: L. Detch

University of California

Lawrence Berkeley Laboratory
ATTN: Kenneth M. Watson
ATTN: Library, Bldg. 50 Rm 134

University of California

Lawrence Livermore Laboratory
ATTN: Frederick R. Kovar, L-94
ATTN: Robert A. Anderson, L-156
ATTN: Hans Kruger, L-96
ATTN: William J. Hogan, L-531
ATTN: Leland C. Loquist
ATTN: Terry R. Donich
ATTN: Tech. Info. Dept., L-3
ATTN: E. K. Miller, L-156
ATTN: Donald J. Meeker, L-153

Los Alamos Scientific Laboratory

ATTN: Doc. Con. for Reports Lib.
ATTN: Doc. Con. for Richard L. Wakefield
ATTN: Doc. Con. for J-8, R. E. Partridge
ATTN: Doc. Con. for J. Arthur Freed
ATTN: Doc. Con. for John S. Malik

Sandia Laboratories

Livermore Laboratory
ATTN: Doc. Con. for Tech. Lib.

Sandia Laboratories

ATTN: Doc. Con. for Charles N. Vittitoe
ATTN: Doc. Con. for Gerald W. Barr, 1114
ATTN: Doc. Con. for Elmer F. Hartman
ATTN: Doc. Con. for 3141, Sandia Rpt. Coll.
ATTN: Doc. Con. for 5245, T. H. Martin
ATTN: Doc. Con. for Org. 9353, R. L. Parker
ATTN: Doc. Con. for J. S. Cooper, 2126
ATTN: Doc. Con. for Albert A. Lemieux

U. S. Energy Research & Development Admin.

Albuquerque Operations Office
ATTN: Doc. Con. for Tech. Lib.
ATTN: Doc. Con. for WSSB

Union Carbide Corporation

Holifield National Laboratory
ATTN: Doc. Con. for Tech. Lib.
ATTN: Paul R. Barnes

OTHER GOVERNMENT AGENCIES

Central Intelligence Agency

ATTN: RD/SI for Tech. Lib.
ATTN: RD/SI for William A. Decker

Administrator

Defense Electric Power Admin.
Department of the Interior
ATTN: Doc. Con.

Department of Commerce

National Bureau of Standards
ATTN: Tech. Lib.

Department of Commerce

National Oceanic & Atmospheric Admin.
Environmental Research Laboratories
ATTN: Class. Doc. Lib.

Department of Transportation

Federal Aviation Administration
ATTN: ARD-350
ATTN: Fredrick S. Sakate, ARD-350

NASA

ATTN: Tech. Lib.
ATTN: Code Res. Guid. Con. & Info. Sys.

NASA

Lewis Research Center
ATTN: Library

DEPARTMENT OF DEFENSE CONTRACTORS

Aerojet Electro-Systems Co. Div.

Aerojet-General Corporation
ATTN: Tech. Lib.
ATTN: Thomas D. Hanscome

Aeronutronic Ford Corporation

Aerospace & Communications Ops.
Aeronutronic Division

ATTN: Tech. Info. Section
ATTN: Ken C. Attinger
ATTN: E. R. Poncelet, Jr.
ATTN: L. H. Linder

Aeronutronic Ford Corporation

Western Development Laboratories Div.
ATTN: Samuel R. Crawford, M.S. 531
ATTN: Library
ATTN: J. T. Mattingley, M.S. X22

Aerospace Corporation

ATTN: C. B. Pearlston
ATTN: Norman D. Stockwell
ATTN: Irving M. Garfunkel
ATTN: Melvin J. Bernstein
ATTN: Julian Reinheimer
ATTN: Library
ATTN: Bal Krishan
ATTN: S. P. Bower

Avco Research & Systems Group

ATTN: Research Lib., A830 Rm 7201

Battelle Memorial Institute

ATTN: David A. Dingee
ATTN: Tech. Lib.
ATTN: STOLAC

DEPARTMENT OF DEFENSE CONTRACTORS (Continued)

The BDM Corporation
ATTN: Tech. Lib.

The BDM Corporation
ATTN: Tech. Lib.
ATTN: T. H. Neighbors
ATTN: William Druen
ATTN: B. Gage

Bell Aerospace Company
Division of Textron, Inc.
ATTN: Carl B. Schoch, Weapons Effects Gp.
ATTN: Martin A. Henry
ATTN: Technical Library

The Bendix Corporation
Communication Division
ATTN: Doc. Con.

The Bendix Corporation
Research Laboratories Division
ATTN: Tech. Lib.
ATTN: Mgr. Prgm. Dev., Donald J. Niehaus

The Bendix Corporation
Navigation and Control Division
ATTN: Tech. Lib.

The Boeing Company
ATTN: David Kemle
ATTN: David L. Dye, M.S. 87-75
ATTN: Aerospace Library
ATTN: Howard W. Wicklein, M.S. 17-11
ATTN: D. E. Isbell

Booz-Allen and Hamilton, Inc.
ATTN: Tech. Lib.
ATTN: Raymond J. Chrisner

Brown Engineering Company, Inc.
ATTN: David L. Lambert, M.S. 18
ATTN: John M. McSwain, M.S. 18
ATTN: Tech. Lib., M.S. 12, P. Shelton

Burroughs Corporation
Federal and Special Systems Group
ATTN: Tech. Lib.
ATTN: Angelo J. Mauriello

Calspan Corporation
ATTN: Tech. Lib.

Charles Stark Draper Laboratory Inc.
ATTN: Tech. Lib.
ATTN: Kenneth Fertig

Cincinnati Electronics Corporation
ATTN: Tech. Lib.
ATTN: C. R. Stump

Computer Sciences Corporation
ATTN: Tech. Lib.

Computer Sciences Corporation
ATTN: Richard H. Dickhaut
ATTN: Alvin T. Schiff

Cutler-Hammer, Inc.
Ail Division
ATTN: Central Tech. Files, Anne Anthony

DEPARTMENT OF DEFENSE CONTRACTORS (Continued)

University of Denver
Colorado Seminary
ATTN: Sec. Officer for Ron W. Buchanan
ATTN: Sec. Officer for Tech. Lib.
ATTN: Sec. Officer for Fred P. Venditti

The Dikewood Corporation
ATTN: K. Lee
ATTN: L. Wayne Davis
ATTN: Tech. Lib.

E-Systems, Inc.
Greenville Division
ATTN: Library 8-50100

Effects Technology, Inc.
ATTN: Edward John Steele
ATTN: Tech. Lib.

EG&G, Inc.
Albuquerque Division
ATTN: Tech. Lib.

ESL, Inc.
ATTN: Tech. Lib.
ATTN: William Metzger

Exp. & Math. Physics Consultants
ATTN: Thomas M. Jordan

Fairchild Camera and Instrument Corp.
ATTN: Sec. Dept. for 2-233, David K. Myers
ATTN: Sec. Dept. for Tech. Lib.

Fairchild Industries, Inc.
Sherman Fairchild Technology Center
ATTN: Leonard J. Schreiber
ATTN: Tech. Lib.

The Franklin Institute
ATTN: Tech. Lib.
ATTN: Ramie H. Thompson

Garrett Corporation
ATTN: Robert E. Weir, Dept. 93-9
ATTN: Tech. Lib.

General Dynamics Corp.
Pomona Operation
Electro-Dynamic Division
ATTN: Tech. Lib.

General Dynamics Corp.
Electronics Division
ATTN: Tech. Lib.

General Electric Company
Space Division
ATTN: Tech. Info. Center
ATTN: Dante M. Tasca
ATTN: Daniel Edelman
ATTN: John R. Greenbaum
ATTN: Larry I. Chasen
ATTN: James P. Spratt
ATTN: Joseph C. Peden, CCF 8301

General Electric Company
Re-entry & Environmental Systems Div.
ATTN: Tech. Lib.
ATTN: John W. Palcheshy, Jr.

DEPARTMENT OF DEFENSE CONTRACTORS (Continued)

General Electric Company
Ordnance Systems

ATTN: Joseph J. Reidl

General Electric Company
TEMPO-Center for Advanced Studies

ATTN: DASIAC

ATTN: Royden R. Rutherford

General Electric Company

ATTN: Tech. Lib.

ATTN: CSP 6-7, Richard C. Fries

General Electric Company

Aircraft Engine Group

ATTN: Tech. Lib.

ATTN: John A. Ellerhorst, E-2

General Electric Company

Aerospace Electronics Systems

ATTN: Tech. Lib.

ATTN: W. J. Patterson, Drop 233

ATTN: Charles M. Hewison, Drop 624

ATTN: George Francis, Drop 233

General Electric Company

ATTN: Tech. Lib.

ATTN: David W. Pepin, Drop 160

General Electric Company-TEMPO

ATTN: DASIAC for William Alfonte

General Research Corporation

ATTN: Tech. Info. Office

ATTN: John Ise, Jr.

ATTN: Robert D. Hill

Georgia Institute of Technology

Office of Contract Administration

ATTN: Res. & Sec. Coord. for Hugh Denny

Grumman Aerospace Corporation

ATTN: Jerry Rogers, Dept. 533

ATTN: Tech. Lib.

GTE Sylvania, Inc.

Electronics Systems Grp-Eastern Division

ATTN: James A. Waldon

ATTN: Leonard L. Blaisdell

ATTN: Charles A. Thornhill, Librarian

General Research Corporation

Washington Operations

ATTN: Paul J. Kramer

GTE Sylvania, Inc.

ATTN: Charles H. Ramsbottom

ATTN: Emil P. Motchok, Comm. Syst. Div.

ATTN: S. E. Perlman, A S M Dept.

ATTN: Herbert A. Ullman

ATTN: Mario A. Nurefora, H & V Group

ATTN: David P. Flood

Harris Corporation

Harris Semiconductor Division

ATTN: Carl F. Davis, M.S. 17-220

ATTN: Tech. Lib.

ATTN: Charles Denton, Jr., M.S. 1-500

ATTN: T. L. Clark, M.S. 4040

ATTN: Wayne E. Abare, M.S. 16-111

DEPARTMENT OF DEFENSE CONTRACTORS (Continued)

Hazeltine Corporation

ATTN: Tech. Info. Center, M. Waite

Hercules, Incorporated

ATTN: 100K-26, W. R. Woodruff

ATTN: Tech. Lib.

Honeywell Incorporated

Government and Aeronautical

Products Division

ATTN: Ronald R. Johnson, A1622

ATTN: Tech. Lib.

Honeywell Incorporated

Aerospace Division

ATTN: Harrison H. Noble, M.S. 725-5A

ATTN: Stacey H. Graff, M.S. 725-J

ATTN: Technical Library

Honeywell Incorporated

Radiation Center

ATTN: Tech. Lib.

Hughes Aircraft Company

ATTN: Tech. Lib.

ATTN: Kenneth R. Walker, M.S. D157

ATTN: John B. Singletary, M.S. 6-D133

ATTN: Billy W. Campbell, M.S. 6-E110

Hughes Aircraft Company

Space Systems Division

ATTN: Edward C. Smith, M.S. A620

ATTN: Tech. Lib.

ATTN: Harold A. Boyte, M.S. A1080

ATTN: William W. Scott, M.S. A1080

IBM Corporation

ATTN: Tech. Lib.

ATTN: Frank Frankovsky

IIT Research Institute

Electromagnetic Computability Anal. Center

ATTN: ACOAT

ATTN: Tech. Lib.

IIT Research Institute

ATTN: Tech. Lib.

ATTN: Irving N. Mindel

Institute for Defense Analyses

ATTN: IDA, Librarian, Ruth S. Smith

Intelcom Rad Tech

ATTN: Eric P. Wenaas

ATTN: R. L. Mertz

ATTN: MDC

ATTN: Ralph H. Stahl

ATTN: Tech. Lib.

Intl. Tel. & Telegraph Corporation

ATTN: Tech. Lib.

ATTN: J. Gulack, Def. Sp. Group

ATTN: Alexander T. Richardson

Johns Hopkins University

Applied Physics Laboratory

ATTN: Tech. Lib.

DEPARTMENT OF DEFENSE CONTRACTORS (Continued)

Kaman Sciences Corporation
ATTN: W. Foster Rich
ATTN: Library
ATTN: Donald H. Bryce
ATTN: John R. Hoffman
ATTN: Albert P. Bridges
ATTN: Frank H. Shelton
ATTN: Walter E. Ware

Litton Systems, Inc.
Data Systems Division
ATTN: Tech. Lib.

Litton Systems, Inc.
Guidance & Control Systems Division
ATTN: Val J. Ashby, M.S. 67
ATTN: Tech. Lib.
ATTN: John P. Retzler

Litton Systems, Inc.
AMECOM Division
ATTN: Tech. Lib.

Lockheed Missiles & Space Co. Inc.
ATTN: Kevin McCarthy, 0-85-71
ATTN: Tech. Lib.
ATTN: L-365 Dept. 81-20
ATTN: Philip J. Hart, Dept 81-14
ATTN: D. M. Tellep, Dept. 81-01
ATTN: Edwin A. Smith, Dept. 85-85
ATTN: Benjamin T. Kimura, Dept. 81-14
ATTN: Hans L. Schneemann, Dept 81-64
ATTN: George F. Heath, Dept. 81-14

Lockheed Missiles and Space Company
ATTN: Tech. Info. Center, D/Coll.

LTV Aerospace Corporation
Vought Systems Division
ATTN: Technical Data Center

LTV Aerospace Corporation
ATTN: Tech. Lib.
ATTN: James F. Sanson, B-2

M. I. T. Lincoln Laboratory
ATTN: Leona Loughlin, Librarian A-082

Martin Marietta Aerospace
Orlando Division
ATTN: Jack M. Ashford, M.P. 537
ATTN: Mona C. Griffith, Lib. M.P. 30
ATTN: William W. Mras, M.P. 413

Martin Marietta Corporation
Denver Division
ATTN: Ben T. Graham, M.S. PO454
ATTN: Jay R. McKee, Research Lib. 6617
ATTN: Paul G. Kase, Mail 8203

Maxwell Laboratories, Inc.
ATTN: Tech. Lib.
ATTN: Victor Fargo
ATTN: Richard A. Fitch

McDonnell Douglas Corporation
ATTN: Tech. Lib.
ATTN: Tom Ender

DEPARTMENT OF DEFENSE CONTRACTORS (Continued)

McDonnell Douglas Corporation
ATTN: Paul H. Duncan, Jr.
ATTN: A. P. Venditt, M.S. 11-1
ATTN: Tech. Library Services
ATTN: Stanley Schneider
ATTN: W. R. Spark, M.S. 13-3

Mission Research Corporation
ATTN: Tech. Lib.
ATTN: Conrad L. Longmire
ATTN: William C. Hart
ATTN: Daniel F. Higgins
ATTN: Ken S. Smith
5 cy ATTN: Doc. Con.

Mission Research Corporation
ATTN: Larry D. Scott
ATTN: Tech. Lib.
ATTN: David E. Merewether

The Mitre Corporation
ATTN: Theodore Jarvis
ATTN: M. E. Fitzgerald
ATTN: Library
ATTN: Louis Brickmore

National Academy of Sciences
ATTN: National Materials Advisory Board for
R. S. Shane

Northrop Corporation
Electronic Division
ATTN: Tech. Lib.
ATTN: John M. Reynolds
ATTN: George H. Towner
ATTN: Vincent R. Demartino

Northrop Corporation
Northrop Research and Technology Center
ATTN: Library
ATTN: David N. Pocock

Northrop Corporation
Electronic Division
ATTN: Tech. Lib.

Palisades Inst. for Rsch. Services Inc.
ATTN: Records Supervisor

Perkin-Elmer Corporation
ATTN: Tech. Lib.

Physics International Company
ATTN: Doc. Con. for John H. Huntington
ATTN: Doc. Con. for Bernard H. Bernstein
ATTN: Doc. Con. for Tech. Lib.

Procedyne Corporation
ATTN: Peter Furowitz
ATTN: Tech. Lib.

Pulsar Associates, Inc.
ATTN: Carleton H. Jones, Jr.

The Rand Corporation
ATTN: Cullen Crain
ATTN: Technical Library

DEPARTMENT OF DEFENSE CONTRACTORS (Continued)

R & D Associates

ATTN: Richard R. Schaefer
ATTN: Tech. Lib.
ATTN: Charles Mo
ATTN: Gerald K. Schlegel
ATTN: Leonard Schlessinger
ATTN: William R. Graham, Jr.
ATTN: William J. Karzas

Raytheon Company

ATTN: Gajanan H. Joshi, Radar Sys. Lab.
ATTN: Library

Ratheon Company

ATTN: Tech. Lib.
ATTN: Harold L. Flescher
ATTN: James R. Weckback

RCA Corporation

Government & Commercial Systems
Astro Electronics Division
ATTN: Tech. Lib.
ATTN: George J. Brucker

RCA Corporation

Government & Commercial Systems
Missile & Surface Radar Division
ATTN: Tech. Lib.
ATTN: Andrew L. Warren

RCA Corporation

ATTN: E. Van Keuren, 13-5-2
ATTN: Tech. Lib.

Rockwell International Corporation

ATTN: Donald J. Stevens, FA70
ATTN: Tech. Lib.
ATTN: K. F. Hull
ATTN: James E. Bell, HA10
ATTN: David C. Bausch

Rockwell International Corporation
Space Division

ATTN: TIC, D/41-092 AJ01

Rockwell International Corporation

ATTN: T. B. Yates

Sanders Associates, Inc.

ATTN: Tech. Lib.
ATTN: R. G. Despathy, Sr. P E, 1-6270
ATTN: Moe L. Aitel, NCA 1-3236

Science Applications, Inc.

ATTN: Frederick M. Tesche

Science Applications, Inc.

ATTN: William L Chadsey

Science Applications, Inc.

ATTN: Technical Library
ATTN: Lewis M. Linson

Science Applications, Inc.

Huntsville Division
ATTN: Noel R. Byrn
ATTN: Tech. Lib.

DEPARTMENT OF DEFENSE CONTRACTORS (Continued)

Science Applications, Inc.

ATTN: R. Parkins
ATTN: Richard L. Knight
ATTN: James R. Hill

Simulation Physics, Inc.

ATTN: John R. Uglum

The Singer Company (Data Systems)

ATTN: Tech. Info. Center

The Singer Company

ATTN: Tech. Lib.
ATTN: Irwin Goldman, Eng. Management

Sperry Flight Systems Division

Sperry Rand Corporation
ATTN: D. J. Keating
ATTN: D. Andrew Schow
ATTN: Tech. Lib.

Sperry Microwave Electronics Division

Sperry Rand Corporation
ATTN: Tech. Lib.

Sperry Rand Corporation

Univac Division
Defense Systems Division
ATTN: Tech. Lib.

Sperry Rand Corporation

Sperry Division
Sperry Gyroscope Division
Sperry Systems Management Division
ATTN: Tech. Lib.
ATTN: Paul Marraffino
ATTN: Charles L. Craig, EV

Stanford Research Institute

ATTN: Philip J. Dolan
ATTN: George Carpenter
ATTN: Arthur Lee Whitson
ATTN: William C. Taylor
ATTN: SRI Library, Rm. G021

Stanford Research Institute

ATTN: Tech. Lib.
ATTN: MacPherson Morgan

Sundstrand Corporation

ATTN: Curtis B. White

Systems, Science and Software

ATTN: Tech. Lib.

Systems, Science and Software, Inc.

ATTN: Andrew R. Wilson
ATTN: Tech. Lib.

Systron-Donner Corporation

ATTN: Tech. Lib.

Texas Instruments, Inc.

ATTN: Gary F. Hanson
ATTN: Donald J. Manus, M. S. 72
ATTN: Tech. Lib.

DEPARTMENT OF DEFENSE CONTRACTORS (Continued)

TRW Semiconductors
Division of TRW, Inc.
ATTN: Tech. Lib.
ATTN: Ronald N. Clarke

TRW Systems Group
ATTN: Fred N. Holmquist, M.S. R1-2028
ATTN: Jerry I. Lubell
ATTN: Lillian D. Singletary, M.S. R1-1070
ATTN: Paul Molmud, M.S. R1-1196
ATTN: Richard H. Kingsland, M.S. R1-2154
ATTN: Robert M. Webb, M.S. R1-1150
ATTN: Tech. Info. Center, S-1930
ATTN: William H. Robinette, Jr.
ATTN: Benjamin Sussholtz
ATTN: Aaron H. Narevsky, M.S. R1-2144
ATTN: A. M. Liebschutz, M.S. R1-1162

TRW Systems Group
ATTN: John E. Dahnke
ATTN: H. S. Jensen
ATTN: H. Rathjen

TRW Systems Group
8 cy ATTN: Tech. Lib.

United Technologies Corp.
Norden Division
ATTN: Tech. Lib.

DEPARTMENT OF DEFENSE CONTRACTORS (Continued)

United Technologies Corporation
Hamilton Standard Division
ATTN: Raymond G. Giguere
ATTN: Tech. Lib.

Victor A. J. Van Lint, Consultant
Mission Research Corporation
ATTN: V. A. J. Van Lint

Varian Associates
ATTN: A-109, Howard R. Jory
ATTN: Tech. Lib.

Westinghouse Electric Corporation
Astronuclear Laboratory
ATTN: Tech. Lib.

Westinghouse Electric Corporation
Defense and Electronic Systems Center
ATTN: Tech. Lib.
ATTN: Henry P. Kalapaca

Westinghouse Electric Corporation
Research and Development Center
ATTN: Tech. Lib.