

ADA 017654

3
D
RESEARCH AND DEVELOPMENT BRANCH
DEPARTMENT OF NATIONAL DEFENCE
CANADA

DEFENCE RESEARCH ESTABLISHMENT OTTAWA

DREO TECHNICAL NOTE NO. 75-21
DREO TN 75-21

DEXTERITY AFFORDED BY CW PROTECTIVE GLOVES

by

P.V. Vittorio and S.W. Cattroll

D C
RECEIVED
NOV 26 1975
RECEIVED

CW

A



PROJECT NO.
82-30-16

OCTOBER 1975
OTTAWA

CAUTION

This information is furnished with the express understanding that proprietary and patent rights will be protected.

ACCESSION for	
RTIS	With Section <input checked="" type="checkbox"/>
DDC	with Section <input type="checkbox"/>
UNASSIGNED	<input type="checkbox"/>
JUSTIFICATION	<input type="checkbox"/>
BY	
DATE	
DIS.	
<i>A</i>	

RESEARCH AND DEVELOPMENT BRANCH

DEPARTMENT OF NATIONAL DEFENCE
CANADA

DEFENCE RESEARCH ESTABLISHMENT OTTAWA

TECHNICAL NOTE NO. 75-21

⑥ DEXTERITY AFFORDED BY CW PROTECTIVE GLOVES.

by

P.V. Vittorio and S.W. Cattroll
Physiological Evaluation Group
NBC Defence Division

⑦ Technical note

⑪ Oct 75

⑩ Paul V. / Vittorio Stanley W. / Cattroll

⑫ 33 p.

⑭ DREO-TN-75-21

PROJECT NO.
82-30-16

RECEIVED OCTOBER 1975
PUBLISHED OCTOBER 1975
OTTAWA

75-198

404576

TABLE OF CONTENTS

	<u>Page</u>
<u>ABSTRACT/RÉSUMÉ</u>	(iii)
<u>INTRODUCTION</u>	1
<u>METHOD</u>	1
<u>Subjects</u>	1
<u>Apparatus and Tasks</u>	2
<u>Procedure</u>	2
<u>RESULTS AND DISCUSSION</u>	3
<u>CONCLUSIONS</u>	4
<u>REFERENCES</u>	5
<u>ACKNOWLEDGEMENTS</u>	5
<u>ANNEX A</u> (Figures) (Tables)	7

UNCLASSIFIED

ABSTRACT

↳ The effects on manual performance of an experimental Canadian CW protective glove and US and UK CW protective gloves were compared using five different manual tasks. The results show that, statistically, performance in three of the manual dexterity tasks was significantly better with the US CW protective glove than with the Canadian or the UK CW protective gloves and in the same three tasks there was no significant difference in performance between the latter two gloves. Although the difference shown is statistically significant, its practical effect in the performance of military tasks may not be great.

↑
RÉSUMÉ

On a comparé les effets, sur le rendement manuel, de gants expérimentaux canadiens et de gants protecteurs américains et britanniques destinés à la guerre chimique, en effectuant cinq tâches manuelles différentes. Les résultats montrent que, statistiquement, le rendement est de beaucoup supérieur, en ce qui concerne trois des tâches de dextérité manuelle, quand elles sont exécutées avec les gants protecteurs américains destinés à la guerre chimique plutôt qu'avec les gants canadiens ou britanniques. On a également constaté qu'il n'y a aucune différence importante, dans le cas de ces trois mêmes tâches, entre les rendements des gants canadiens et britanniques. Bien que la différence entre les gants américains et les autres soit assez marquée du point de vue statistique, son effet sur l'exécution des tâches militaires peut se révéler de moindre importance.

UNCLASSIFIED

PRECEDING PAGE BLANK-NOT FILM

INTRODUCTION

The purpose of this study was to compare the effects on manual performance when wearing three different types of handwear designed to protect the wearer against CW agents. The effects of the three types of CW protective handwear on manual performance were determined for five different manual tasks. These five tasks are used routinely by AMCQM group at the U.S. Army Research Institute of Environmental Medicine, Natick, Mass. (1,2). The five tasks were chosen as being representative of a wide range of tasks involving manual and finger dexterity. Aspects of manual dexterity are measured which are judged to be important for performing military activities, and are sensitive to decrements in performance which result from the wearing of protective handwear. Three tasks were assumed to measure varying degrees of manual, finger, or fine finger dexterity. One task was a measure of proficiency in the use of wrenches and screwdrivers and one task was assumed to be related to firmness of grasp.

An earlier study by the present authors (3) showed that the manual dexterity tasks performed in this study could be performed better with the bare hand than with the Canadian CW protective glove (with or without the wool liner). McGinnis et al (2) reported that a comparison of the bare hand condition with the US Butyl CB protective glove showed performance was better with the bare hand. Thus present evidence indicates that the bare hand condition permits better manual performance than any of the glove conditions tested. Therefore, in this study only the three glove conditions were studied and the bare hand was omitted.

METHOD

Subjects

Six (6) members of the DREO/CF Test Team were used. They were young, male, active military personnel and ranged in age from 22 to 28 years. Their physical characteristics are given in Table I.

Apparatus and Tasks

Testing was conducted in a laboratory maintained at approximately 70°F. The CF men who served as subjects were outfitted in Canadian Forces work dress. Five tasks were performed, and the method of performing each task has been described in an earlier report (3). The following tasks were performed:

1. Cord Manipulation and Cylinder Stringing Tests - a test designed by McGinnis to measure proficiency in handling soft, flexible materials (1,2). The apparatus is shown in Figure 1.
2. Minnesota Two-Hand Turning Test - a widely used test designed to measure manual dexterity (4). The apparatus is shown in Figure 2.
3. Bennett Hand Tool Dexterity Test - a test which measures proficiency in the use of wrenches and screwdrivers (5). The apparatus is shown in Figure 3.
4. O'Connor Fine Finger Dexterity Test - a test widely used for measuring fine finger dexterity and aptitude for assembling small mechanical parts. The apparatus is shown in Figure 4.
5. Torque Test - a test designed to measure the amount of angular force which can be applied to a 0.75 inch diameter cylinder when it is grasped in one hand. It is assumed that this task is closely related to the ability to hold onto objects and has little other relation to dextrous manipulation. The apparatus is shown in Figure 5.

The score for tests 1, 2, 3 and 4 was the time required to complete the given numbers of components on the task, recorded to the nearest 0.01 minutes. The score for the torque test was measured in in·lb.

Procedure

The handwear systems investigated in this study were as follows:

- a. An experimental Canadian Chemical Warfare protective glove
- b. U.K. Chemical Warfare protective glove with liner
- c. U.S. Chemical Warfare protective glove.

The three types of handwear investigated are shown in Figures 6, 7 and 8 respectively.

The UK CW protective glove was tested with the liner worn inside the protective glove since the liner is always worn with the UK CW protective glove. The Canadian and US CW protective gloves can be worn without a liner and were tested without the liner. In a previous report (3) the present authors have shown that there was no significant difference in manual dexterity when the Canadian CW protective glove was worn with or without the wool liner.

Tests were performed by groups of three subjects and each test was repeated seven times. The subjects had already performed each test fourteen times in an earlier trial so that it was decided that seven trials would be sufficient for the present comparisons. During each of the seven sessions the order of presentation of handwear conditions was random for each trio of subjects.

The data from each task were subjected to separate analysis of variance for the seven sessions.

RESULTS AND DISCUSSION

The results obtained for all tests performed have been plotted and are shown in Figures 9, 10, 11, 12 and 13.

The results of the analysis of variance performed on session 1 through 7 for the Minnesota Turning Tests, the Cord Manipulation and Cylinder Stringing Test, the Bennett Hand Tool Dexterity Test and the O'Connor Fine Finger Dexterity Test are shown in Tables II, III, IV and V respectively. The Minnesota Turning Test showed a significant effect of sessions but there was no significant effect of interaction or of handwear (Table II). The Cord Manipulation and Cylinder Stringing Test, the Hand Tool Dexterity Test and the O'Connor Fine Finger Dexterity Test showed no significant effect of sessions or interaction, but all three did show a significant effect of handwear (Tables III, IV and V).

The Canadian CW protective gloves were damaged during the Torque Test so that the test could not be completed with the Canadian CW protective gloves. The firmer grip afforded by the experimental Canadian gloves permitted development of torque values in excess of 125 in·lb which caused separation of the inner and outer layers of rubber due to shear failure of an intermediate layer. The Torque Test results that were obtained are shown in Figure 13. The Canadian CW protective glove permitted greater torque values for the first two trials than the US gloves which in turn permitted greater

torque values than the UK gloves. Analysis of variance for the torque test, when only the US and UK CW protective gloves were considered, showed that the effect of sessions and of interaction were not significant. However, the effect of handwear was significant and the US glove permitted a significantly greater torque value (Table VI) than the UK glove. This means that the US glove permits one to grasp and hold onto objects better than is possible with the UK glove.

Since these tests were performed the problem causing shear failure in the torque test has been overcome. Experimental gloves otherwise similar to those tested, have now been produced which in preliminary trials have withstood much greater torque values without any damage.

A further comparison of the effect of the US, the UK and the Canadian CW protective gloves on manual performance showed that the US glove provided significantly better manual dexterity ($P = 0.005$) than the UK or Canadian gloves when performing the Bennett Hand Tool Dexterity Test, the Cord Manipulation and Cylinder Stringing Test and the O'Connor Fine Finger Dexterity Test (Table VI). Although the differences in dexterity shown are statistically different their practical effect in the performance of military duties is not necessarily significant. A comparison of the US and the Canadian CW protective gloves, for the same three tests, did not show any significant difference in the effect on manual dexterity (Table VI).

CONCLUSIONS

A comparison of the effect of the Canadian, the US and the UK CW protective gloves on manual performance, using the tests described in the present study, indicated that the US CW protective gloves permitted the best manual dexterity performance. The Canadian and UK CW gloves exhibited no significant difference in relation to manual dexterity.

The Canadian experimental gloves produced the highest torque values, but were not able to withstand the shear and so were damaged. The torque test values for the US gloves, although not as high as those for the Canadian gloves, were very good, and the US gloves were able to withstand the pressure without suffering any damage.

REFERENCES

1. McGinnis, J., Lockhart, J., and Bensel, C. "A Human Factors Evaluation of Cold-Wet Handwear". U.S. Army Natick Laboratories, Natick, Mass. Technical Report 73-23-PR, April 1972.
2. McGinnis, J., Bensel, C. and Lockhart, J. "Dexterity Afforded by CB Protective Gloves". U.S. Army Natick Laboratories, Natick, Mass. Technical Report 73-35-PR, March 1973.
3. Vittorio, P.V., Soper, D.J.G. and Cattroll, S.W. "Dexterity Afforded by Canadian Gloves". DREO Tech. Note No. 75-4, February 1975.
4. Betts, L. (Ed.). "Minnesota Rate of Manipulation Test Examiner's Manual". Educational Test Bureau, Educational Publishers, 1946, Minneapolis.
5. Bennett, G.K. "Hand Tool Dexterity Test Manual of Directions". New York: Psychological Corporation, 1965.

ACKNOWLEDGEMENTS

The authors wish to express their gratitude to the DREO/CF Test Team who, under the capable supervision of WO. A. Dalpé, were at all times most cooperative, and to Mr. R.W. Nolan for his assistance in the statistical analysis of the data.

PRECEDING PAGE BLANK NOT FILMED

ANNEX A

	<u>Page</u>
Figure 1	8
Figure 2	9
Figure 3	10
Figure 4	11
Figure 5	12
Figure 6	13
Figure 7	14
Figure 8	15
Figure 9	16
Figure 10	16
Figure 11	17
Figure 12	18
Figure 13	18
TABLE J	19
TABLE II	20
TABLE III	21
TABLE IV	22
TABLE V	23
TABLE VI	24

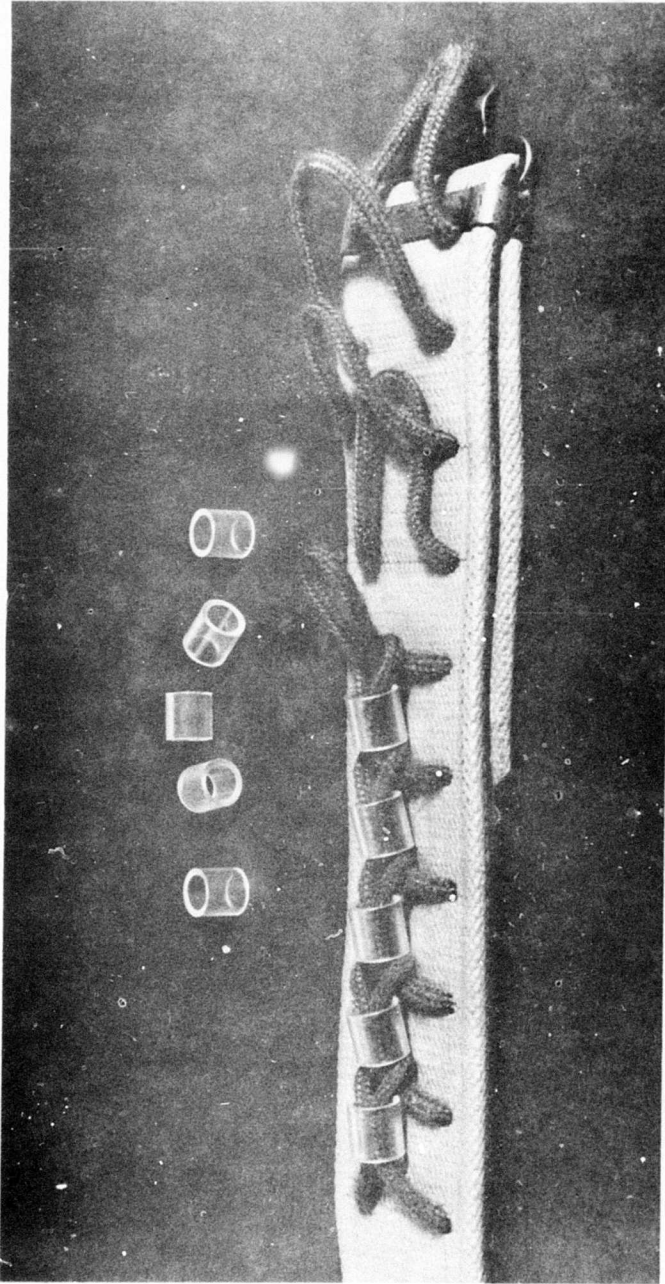


Fig. 1 Cord Manipulation and Cylinder Stringing Test




Fig. 2 Minnesota Turning Test




Fig. 3 Bennett Hand Tool Dexterity Test




Fig. 4 O'Connor Fine Finger Dexterity Test

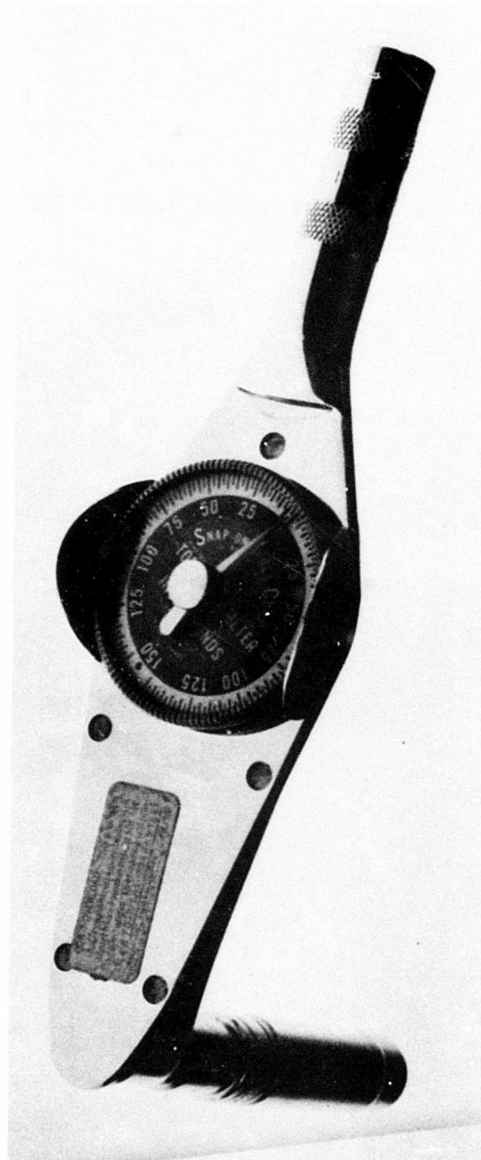


Fig. 5 Torque Test

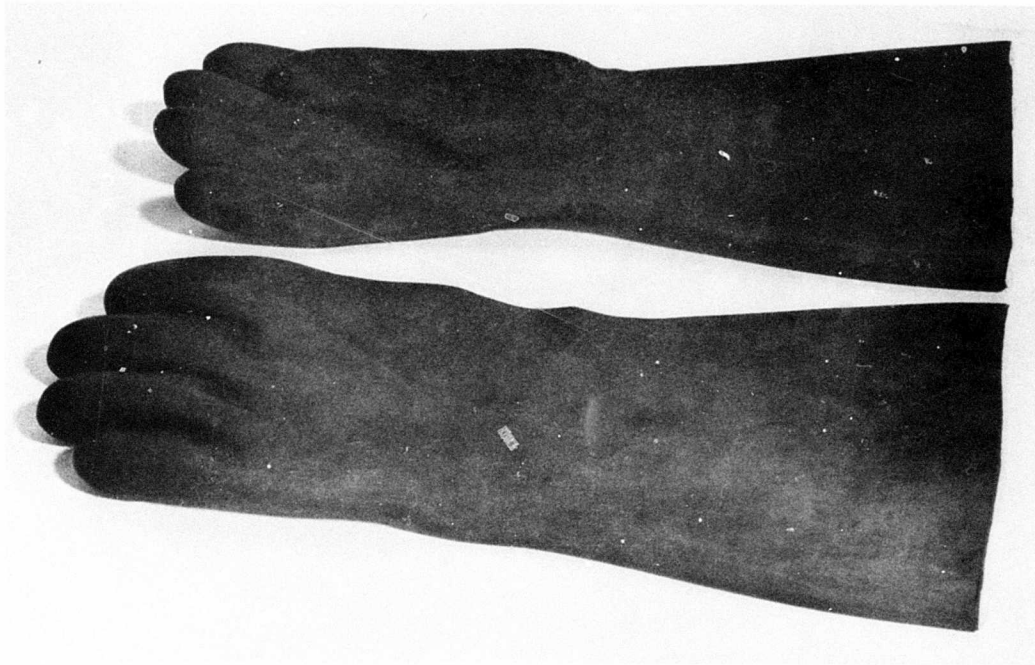


Fig. 6 Canadian CW glove



Fig. 7 UK CW glove and cotton inner liner



Fig. 8 US CW glove

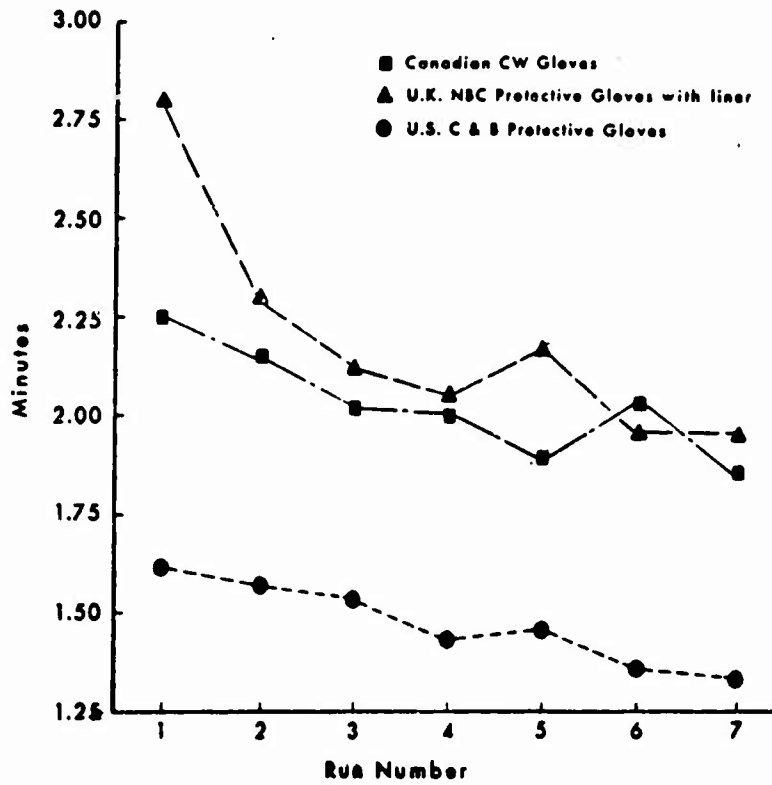


Fig. 9 Cord Manipulation & Cylinder Stringing Test

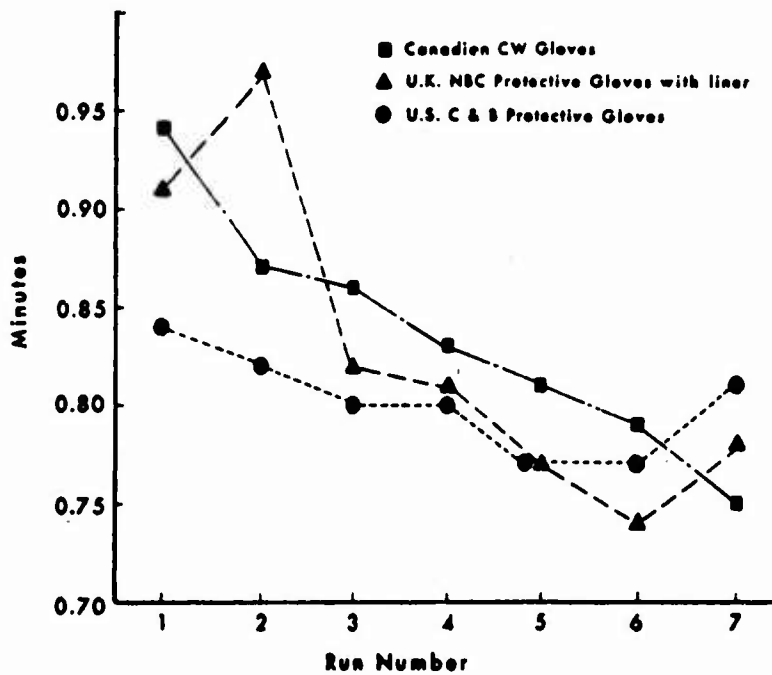


Fig. 10 Minnesota Turning Test

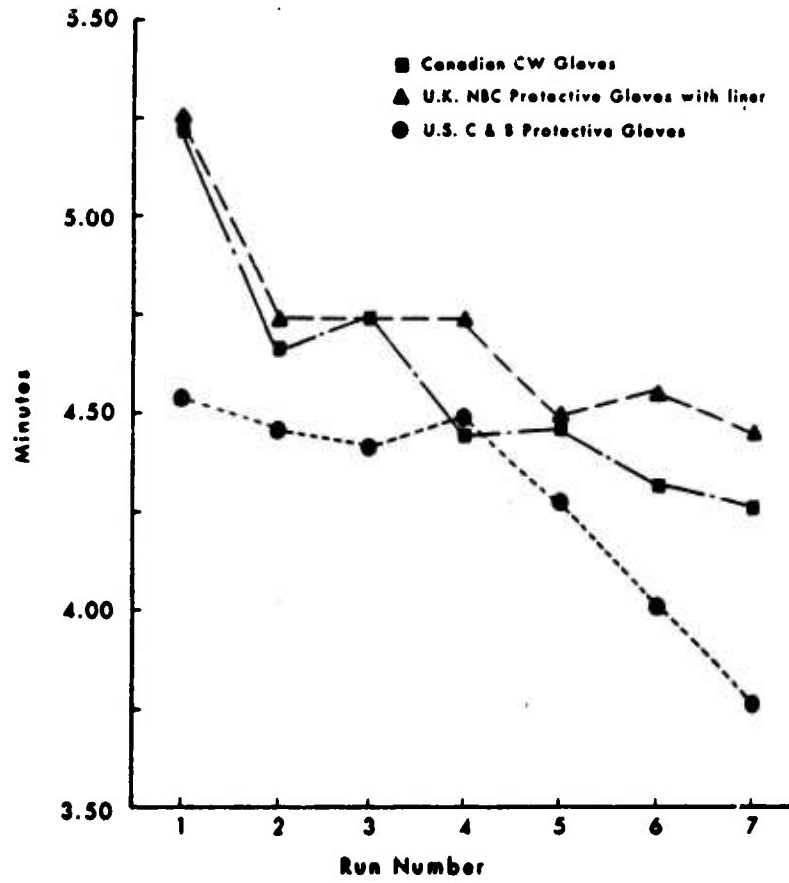


Fig. 11 Bennett Hand Tool Dexterity Test

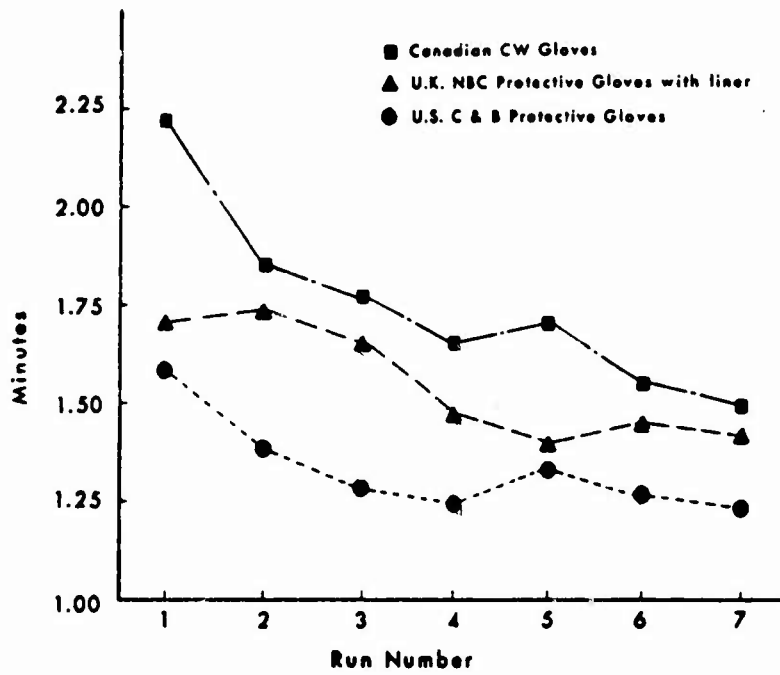


Fig. 12 O'Connor Fine Finger Dexterity Test

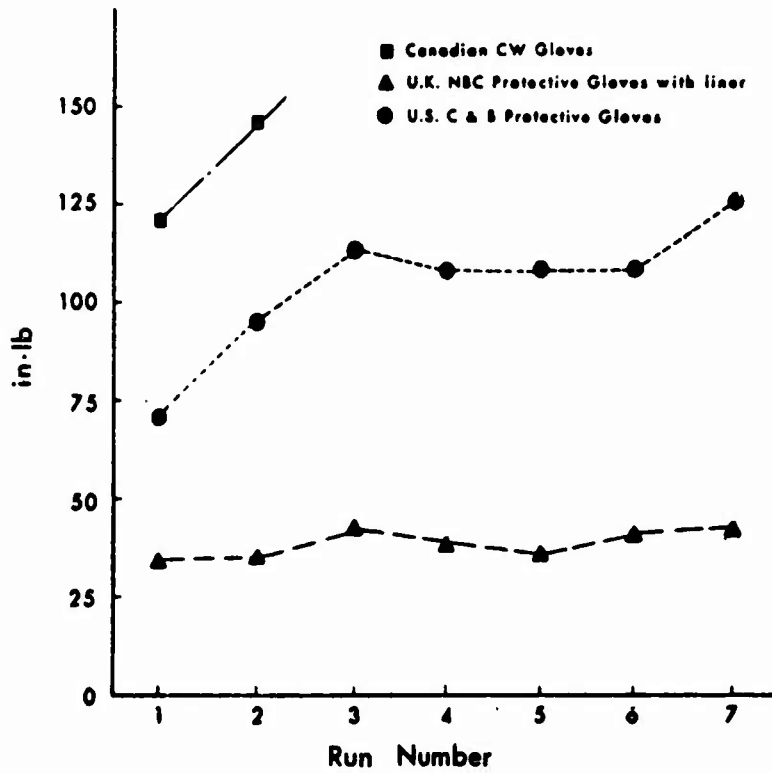


Fig. 13 Torque Test

TABLE IPhysical Characteristics of the Trial Subjects

Subject No.	Age (years)	Body Weight (kg)	Height (cm)	Hand Size
1	22	70.3	172.7	Large
2	25	68.6	165.1	Small
3	25	76.2	167.2	Large
4	26	66.8	172.7	Medium
5	28	63.6	171.5	Medium
6	24	63.5	172.0	Medium

TABLE II
Analysis of Variance of Minnesota Turning Test

Performance Data
(Sessions 1 - 7)

Source of Variability	Sum of Squares	Degrees of Freedom	Mean Square	F-Ratio	F-Ratio	
					Expected	Significance
Among Sessions	0.26	5	0.04	4.76	3.33	S
Among Handwear	0.02	2	0.02	1.48	5.60	NS
Interaction	0.06	112	0.01	0.62	2.59	NS
Subtotal	0.36	20	0.02			
With Treatments	0.96	105	0.01			
Total	1.32	125	0.01			

TABLE III
Analysis of Variance of Cord Manipulation and Cylinder Stringing Test

Source of Variability	Sum of Squares	Degrees of Freedom	Mean Square	F-Ratio	F-Ratio Expected		Significance
					P = 0.005 level		
Among Sessions	3.11	6	0.51	2.82	3.33		NS
Among Handwear	12.07	2	6.03	32.90	5.60		S
Interaction	1.07	12	0.08	0.48	2.53		NS
Subtotal	16.25	20	0.81				
With Treatments	19.25	105	0.18				
Total	35.51	125	0.28				

Performance Data
(Sessions 1 - 7)

TABLE IV
Analysis of Variance of Bennett Hand Tool Dexterity Test

Performance Data
(Sessions 1 - 7)

Source of Variability	Sum of Squares	Degrees of Freedom	Mean Square	F-Ratio	F-Ratio	
					Expected	Significance
Among Sessions	8.18	6	1.36	7.55	3.33	NS
Among Handwear	4.18	2	2.09	11.58	5.60	S
Interaction	1.40	12	0.11	0.64	2.53	NS
Subtotal	13.77	20	0.68			
Within Treatments	18.96	105	0.18			
Total	32.73	125	0.26			

TABLE V
Analysis of Variance of O'Connor Fine Finger Dexterity Test

Performance Data
(Sessions 1 - 7)

Source of Variability	Sum of Squares	Degrees of Freedom	Mean Square	F-Ratio	F-Ratio Expected		Significance
					P = 0.005 level		
Among Sessions	2.72	6	0.45	2.91	3.33		NS
Among Handwear	3.68	2	1.84	11.80	5.60		S
Interaction	0.66	12	0.05	0.35	2.59		NS
Subtotal	7.06	20	0.35				
Within Treatments	16.36	105	0.15				
Total	24.42	125	0.18				

TABLE VI

Mean* Score for Each Task Under Each Handwear Condition

<u>Task</u>	<u>Handwear</u>		
Bennett Hand Tool Dexterity Test	4.27 A	<u>4.59</u> C	<u>4.70</u> B
Cord Manipulation & Cylinder Stringing Test	1.47 A	<u>2.03</u> C	<u>2.19</u> B
Minnesota Two Hand Turning Test	<u>0.80</u> A	<u>0.82</u> B	<u>0.84</u> C
O'Connor Fine Finger Dexterity Test	1.33 A	<u>1.54</u> B	<u>1.75</u> C
Torque Test	104 A	38 B	

Handwear not connected by the same line are significantly different at ($p = 0.005$)

A - American CW Glove B- UK CW Glove with Liner
C - Canadian CW Glove

* Mean value for 7 sessions

All tests in minutes except for Torque Test which is in in·lb.

UNCLASSIFIED

Security Classification

DOCUMENT CONTROL DATA - R & D		
(Security classification of title, body of abstract and indexing annotation must be entered when the overall document is classified)		
1. ORIGINATING ACTIVITY Defence Research Establishment Ottawa National Defence Headquarters Ottawa, Canada K1A 0Z4		2a. DOCUMENT SECURITY CLASSIFICATION UNCLASSIFIED
		2b. GROUP
3. DOCUMENT TITLE DEXTERITY AFFORDED BY CW PROTECTIVE GLOVES		
4. DESCRIPTIVE NOTES (Type of report and inclusive dates) TECHNICAL NOTE		
5. AUTHOR(S) (Last name, first name, middle initial) VITTORIO, Paul V., CATTROLL, Stanley W.		
6. DOCUMENT DATE SEPTEMBER 1975	7a. TOTAL NO OF PAGES 24	7b. NO. OF REFS 5
8a. PROJECT OR GRANT NO. 82-30-16	9a. ORIGINATOR'S DOCUMENT NUMBER(S) DREO Technical Note No. 75-21	
8b. CONTRACT NO.	9b. OTHER DOCUMENT NO.(S) (Any other numbers that may be assigned this document)	
10. DISTRIBUTION STATEMENT DISTRIBUTION UNLIMITED		
11. SUPPLEMENTARY NOTES	12. SPONSORING ACTIVITY	
13. ABSTRACT <p style="text-align: center;"><u>UNCLASSIFIED</u></p> <p>The effects on manual performance of an experimental Canadian CW protective glove and US and UK CW protective gloves were compared using five different manual tasks. The results show that, statistically, performance in three of the manual dexterity tasks was significantly better with the US CW protective glove than with the Canadian or the UK CW protective gloves and in the same three tasks there was no significant difference in performance between the latter two gloves. Although the difference shown is statistically significant, its practical effect in the performance of military tasks may not be great.</p>		

KEY WORDS

GLOVE

DEXTERITY

MANUAL PERFORMANCE

CHEMICAL WARFARE

INSTRUCTIONS

1. **ORIGINATING ACTIVITY** Enter the name and address of the organization issuing the document.
- 2a. **DOCUMENT SECURITY CLASSIFICATION** Enter the overall security classification of the document including special warning terms whenever applicable.
- 2b. **GROUP** Enter security reclassification group number. The three groups are defined in Appendix 'M' of the DRB Security Regulations.
3. **DOCUMENT TITLE** Enter the complete document title in all capital letters. Titles in all cases should be unclassified. If a sufficiently descriptive title cannot be selected without classification, show title classification with the usual one-capital-letter abbreviation in parentheses immediately following the title.
4. **DESCRIPTIVE NOTES** Enter the category of document, e.g. technical report, technical note or technical letter. If appropriate, enter the type of document, e.g. interim, progress, summary, annual or final. Give the inclusive dates when a specific reporting period is covered.
5. **AUTHOR(S)** Enter the name(s) of author(s) as shown on or in the document. Enter last name, first name, middle initial. If military, show rank. The name of the principal author is an absolute minimum requirement.
6. **DOCUMENT DATE** Enter the date (month, year) of Establishment approval for publication of the document.
- 7a. **TOTAL NUMBER OF PAGES** The total page count should follow normal pagination procedures, i.e., enter the number of pages containing information.
- 7b. **NUMBER OF REFERENCES** Enter the total number of references cited in the document.
- 8a. **PROJECT OR GRANT NUMBER** If appropriate, enter the applicable research and development project or grant number under which the document was written.
- 8b. **CONTRACT NUMBER** If appropriate, enter the applicable number under which the document was written.
- 9a. **ORIGINATOR'S DOCUMENT NUMBER(S)** Enter the official document number by which the document will be identified and controlled by the originating activity. This number must be unique to this document.
- 9b. **OTHER DOCUMENT NUMBER(S)** If the document has been assigned any other document numbers (either by the originator or by the sponsor), also enter this number(s).
10. **DISTRIBUTION STATEMENT** Enter any limitations on further dissemination of the document, other than those imposed by security classification, using standard statements such as
 - (1) "Qualified requesters may obtain copies of this document from their defence documentation center."
 - (2) "Announcement and dissemination of this document is not authorized without prior approval from originating activity."
11. **SUPPLEMENTARY NOTES** Use for additional explanatory notes.
12. **SPONSORING ACTIVITY** Enter the name of the departmental project office or laboratory sponsoring the research and development. Include address.
13. **ABSTRACT** Enter an abstract giving a brief and factual summary of the document, even though it may also appear elsewhere in the body of the document itself. It is highly desirable that the abstract of classified documents be unclassified. Each paragraph of the abstract shall end with an indication of the security classification of the information in the paragraph (unless the document itself is unclassified) represented as (TS), (S), (C), (R), or (U).

The length of the abstract should be limited to 20 single-spaced standard typewritten lines, 7½ inches long.
14. **KEY WORDS** Key words are technically meaningful terms or short phrases that characterize a document and could be helpful in cataloging the document. Key words should be selected so that no security classification is required. Identifiers, such as equipment model designation, trade name, military project code name, geographic location, may be used as key words but will be followed by an indication of technical context.