

Science of Learning and Readiness

State-of-the-Art Report

8 April 2020

This work was supported by the U.S. Advanced Distributed Learning (ADL) Initiative (HQ0034-19-C-0015). The views and conclusions contained in this document are those of the authors and should not be interpreted as representing the official policies, either expressed or implied, of the ADL Initiative or the U.S. Government. The U.S. Government is authorized to reproduce and distribute reprints for Government purposes.



Distribution Statement A

Approved for public release: distribution unlimited.

REPORT DOCUMENTATION PAGE*Form Approved
OMB No. 0704-0188*

The public reporting burden for this collection of information is estimated to average 1 hour per response, including the time for reviewing instructions, searching existing data sources, gathering and maintaining the data needed, and completing and reviewing the collection of information. Send comments regarding this burden estimate or any other aspect of this collection of information, including suggestions for reducing the burden, to Department of Defense, Washington Headquarters Services, Directorate for Information Operations and Reports (0704-0188), 1215 Jefferson Davis Highway, Suite 1204, Arlington, VA 22202-4302. Respondents should be aware that notwithstanding any other provision of law, no person shall be subject to any penalty for failing to comply with a collection of information if it does not display a currently valid OMB control number.

PLEASE DO NOT RETURN YOUR FORM TO THE ABOVE ADDRESS.

1. REPORT DATE (DD-MM-YYYY)		2. REPORT TYPE		3. DATES COVERED (From - To)	
4. TITLE AND SUBTITLE				5a. CONTRACT NUMBER	
				5b. GRANT NUMBER	
				5c. PROGRAM ELEMENT NUMBER	
6. AUTHOR(S)				5d. PROJECT NUMBER	
				5e. TASK NUMBER	
				5f. WORK UNIT NUMBER	
7. PERFORMING ORGANIZATION NAME(S) AND ADDRESS(ES)				8. PERFORMING ORGANIZATION REPORT NUMBER	
9. SPONSORING/MONITORING AGENCY NAME(S) AND ADDRESS(ES)				10. SPONSOR/MONITOR'S ACRONYM(S)	
				11. SPONSOR/MONITOR'S REPORT NUMBER(S)	
12. DISTRIBUTION/AVAILABILITY STATEMENT					
13. SUPPLEMENTARY NOTES					
14. ABSTRACT					
15. SUBJECT TERMS					
16. SECURITY CLASSIFICATION OF:			17. LIMITATION OF ABSTRACT	18. NUMBER OF PAGES	19a. NAME OF RESPONSIBLE PERSON
a. REPORT	b. ABSTRACT	c. THIS PAGE			19b. TELEPHONE NUMBER (Include area code)



**Science of Learning and Readiness
State-of-the-Art Report
HQ0034-19-C-0015
April 8, 2020**



Acknowledgements:

Principal Authors

Scotty D. Craig

Noah L. Schroeder

Rod D. Roscoe

Contributing Authors

Nancy J. Cooke

Deborah Prewitt

Siyuan Li

Laurie A. Morgan

Yancy V. M. Paredes

Robert F. Siegle

Ashley Clark

Cover Image

Bryan Goff on [Unsplash.com](https://unsplash.com)

Table of Contents

Executive Summary.....	9
Report Overview	11
Human learning has not changed, but technological support has	12
Guides for Human Learning	12
Human Cognitive Processing and Technology	12
Scaffolding and Instructional Guidance	14
Motivation and Emotion	14
Self-Regulated Learning.....	15
Learning Platforms	16
Levels of Online Learning	16
Levels of Technology Integration.....	17
Scale Up of Online Learning: From Traditional eLearning to Learning at Scale	18
What is State of the Art for Scaling Up eLearning?	20
Institutional Practices	20
Technological Practices	23
Pedagogical Practices.....	26
Blended Learning	27
Institutional Practices	27
Technological Practices	28
Pedagogical Practices.....	29
Competency-Based Learning.....	30
References	30
General Methods Section.....	44
Literature Review Methodology.....	44
Survey Methodology	44
Design/participants and procedure.....	44
Survey description	45
General findings	45
Appendix A: Institutional Systems Review	46
Understanding the learning process.....	47
A Holistic Approach to Education - Pedagogy, Andragogy, and Heutagogy	47

Foundational elements of online course design.....	50
Classroom Management	50
Retention in Online Courses	51
Course Quality and Accessibility.....	52
Personnel Requirements in Online Learning	52
UX Considerations.....	53
Student Characteristics, Barriers, and Support in Online Environments	55
Student Barriers to Online Learning.....	55
Class Size	57
Blended Learning and Class Size	58
Trust	59
Trust from the Administrator Perspective	60
Support services.....	61
Resource deficits.....	62
Blended Learning and Trust.....	63
Technology considerations in online learning.....	63
Technology integration.....	63
Support services and maintenance strategies	64
Scalability.....	65
Governance of online courses	66
General organizational considerations	66
Management culture in organizations.....	67
Institutional support and compensation for online instructors.....	68
Fair evaluation.....	73
Instructor evaluations.....	73
Student Evaluations.....	73
References for Appendix A.....	74
Appendix B: Courseware & Distributed Technology Review	82
Using Data in Distributed Learning Environments.....	83
Learning management systems/xAPI/SCORM	83
Learning analytics	86
Data mining	92
Common Applications of EDM	96
Stealth Approaches to Assess Students in Online Learning Environments.....	96

Stealth Assessment	96
Stealth assessment design.....	97
Blended Learning, Data Analytics, and Educational Data Mining.....	97
Visualization	98
Dashboards	100
Blended Learning, Visualization, and Dashboards	104
Cheating in Online Systems	104
Dishonesty in Online Systems	104
Countermeasures to curb online cheating.....	104
Automatically detecting cheating behaviors in online systems.....	104
Applications of Technology for Supporting Distributed Learning	106
Intelligent Systems and Personalized learning	106
Affective computing	109
Human-AI Collaboration/shared decision-making.....	112
MOOCs.....	114
Social Learning and Engagement through Social Media	117
Blended Learning and Social Media	130
Mobile learning trends.....	130
Mobile Blended Learning.....	133
Microlearning.....	134
Micro and Blended Learning.....	136
Video.....	136
Virtual reality/Augmented reality/Simulations.....	143
Application of Virtual Reality and Simulations	153
Blended Learning	157
The Success of Blended Learning	159
UI/UX considerations	161
UX and UI Design	162
UX and Usability Evaluation	165
UX and Usability Evaluations of Online Learning Systems.....	168
UI and UX Design in Online Learning Systems	171
Blended Learning and UX	172
mLearning and designing for mobile.....	175
Designing for Educational Games.....	175

UX and At-Scale Systems.....	176
References for Appendix B	177
Appendix C: Distributed Online Pedagogy Review	209
Social Theories	210
Community of Inquiry	210
Blended Learning in the CoI	217
Best Practices in a CoI.....	218
Motivational Theories.....	218
Expectancy Value	219
Blended Learning and EVT	222
Social Cognitive Theory	223
The Social Cognitive Theory in Online Learning	224
MOOCs/At-Scale and Social Cognitive Theory	226
Blended Learning and Social Cognitive Theory	226
Self-Determination Theory	227
Self-Determination Theory in Distance Learning Practice	228
MOOCs.....	230
Blended Learning and Self-Regulation and Self-Determination.....	230
The Attribution Theory	231
The Significance of Attribution Theory to Learning	231
The Application of Attribution Theory - Attribution Retraining (AR) Treatments.....	232
Attribution Theory and MOOCs/At Scale Learning	233
Blended Learning and Attribution Theory	233
Goal Orientation.....	234
A Brief Conceptual History of the Achievement Goal Construct.....	234
Achievement Goal Theory in Distance Learning Practice	236
Blended Learning and Goal Orientation	237
Cognitive Theories.....	237
Working Memory	237
Cognitive load theory (CLT)	238
Generalizable Design Principles	238
Blended Learning and CLT.....	242
Cognitive theory of multimedia learning (CTML).....	243
Blended Learning and CTML	250

The Role of Affect in Learning	250
Cognitive-Affective Theory of Learning with Media	251
Integrated Cognitive Affective Model of Learning with Multimedia.....	251
Blended Learning and Affect.....	252
Affect in Learning with MOOCs.....	253
Cross-cutting theories/ideas.....	253
Self-regulation, metacognitive monitoring, and regulation	253
The Applications of Self-regulated Learning in Practice.....	256
MOOCs.....	256
Learning Strategies	257
Self-regulation, metacognitive monitoring, and regulation	258
The Applications of Self-regulated Learning in Practice.....	261
MOOCs.....	261
Learning Strategies	262
Guided instruction vs inquiry-based instruction: the need for scaffolding.	263
Problem-based learning	265
Inquiry Learning.....	266
Scaffolding.....	266
Learning Approaches and MOOCs	269
Problem-Based Learning and Blended Learning	269
Computer-mediated collaborative learning	270
Overview.....	270
The Historical Evolution of Computer-Supported Collaborative Learning (CSCL)	270
The Analysis of Collaboration	270
The Analysis of Computer Support	273
Computer-Supported Collaborative Learning (CSCL) in Practice	273
Team training	276
Electronic Team Training: Defining, Strategies, and Effectiveness	276
Improvements in Methods of Traditional Team Training	278
Improvements Documented in Electronic Team Training	279
High Risk Areas with Successful Electronic Team Training Implementation	281
Additional Areas with Successful Electronic Team Training Implementation.....	282
Blended Learning and Team Training.....	283
Team Training in MOOCs	283

Retrieval practice/testing effect.....	283
The Testing Effect and Retrieval Practice.....	283
Competency-based Learning	287
Blended Learning and CBL.....	289
MOOCs and CBL	290
References for Appendix C.....	290
Appendix D: Survey Results.....	317
Implementation of State-of-the-Art Practices	317
Overview.....	317
Results	317
Survey Findings Summary	322
Survey Tables of Means	323
Appendix E: Survey	328

Executive Summary

Technology is rapidly transforming how people learn and how we provide training. For example, in higher education, there are estimated to be nearly 6.7 million students enrolled in online education courses (National Center for Education Statistics Fast Facts, 2018). This substantial number of students accounts for 33.7% of the current student population (National Center for Education Statistics, 2018, Table 311.15) and are part of a two-decade long growth trend for online learning. Technology is changing even traditional classrooms. Flipped classrooms and technology-enhanced classrooms offload much of the direct instruction using distributed resources, with instructors taking on the role of “guide” or “facilitator.” This rapid growth and change in student populations has made educational technology into a \$7.5 billion industry as of 2019.

The dynamic and high-stakes nature of education and training software demands that we rely on evidence-based practices and policies to make decisions about technology adoption and implementation. The purpose of the Science of Learning and Readiness project (SoLaR) is to identify these practices. This State-of-the-Art Report (SoAR) is the first project deliverable and summarizes evidence-based practices and implementation within public, private, and academic sectors. The SoAR also includes specific guidance on metrics-based, most effective, at scale, and blended learning strategies within institutional systems, courseware, and pedagogical methods. Methodologically, this report emerges from a broadly scoped review process comprising over 200 formal database searches. Our search strategy was inclusive of academic, military, and industry resources.

Overarching findings demonstrate that (1) fundamental principles of human learning from the learning sciences are applicable to blended and learning-at-scale environments, (2) human learning within these environments must be supported by technology, (3) the technology must report data on the learning process to the learning organization, and (4) learning organizations must use data to (a) support learners with learning, social, and academic guidance, and (b) support members of the learning institutions with training, support, and recognition.

To further understand perceived importance and implementation of these practices, we surveyed learning organizations representing public, private, and academic sectors. We observed a consistent discrepancy: respondents reported that actual implementation of best practices fell short (i.e., ratings of implementation were significantly lower than ratings of perceived importance). This pattern was most striking within military organizations. The survey sample was small and thus limited in generalizability. Nonetheless, the consistently high perceived importance of best practices in the public sector—particularly the military—suggests a readiness for a transition to advanced distributed learning methodologies.

SoLaR-SoAR consists of a review of the current state of the art for distributed learning environments. The report is structured for use by multiple types of end users. The main report provides a 22-page, high-level overview of findings of the current state of the art. This section can serve as a quick reference. The report’s Appendixes provide a detailed summary of the empirical literature on state-of-the-art distributed learning ecosystems. These materials enable “deeper dives” into learning organization, technology, and human pedagogy topics.

State of the Art Report: The Current State of Blended Learning and eLearning at Scale

Report Overview

Learning organizations are rapidly changing how they enable learning and provide training. These changes are driven by both technological innovations and the need to provide education and training to larger numbers of learners at a rapid pace (Graesser, Hu, & Ritter, 2019). Many of these learners are immersed in online learning environments. For example, there are an estimated 6,651,536 students enrolled in online education courses at the postsecondary level in the United States (National Center for Education Statistics Fast Facts, 2018), and these 6.7 million students account for 33.7% of the current student population (National Center for Education Statistics, 2018, Table 311.15). These numbers are indicative of a growth trend of online learning that has continued for the last 13 years in the United States (Allen & Seaman, 2013). Moreover, even traditional classrooms are changing—increasingly use technology to offload direct instruction and allowing instructors to facilitate higher level learning (e.g., flipped classrooms and technology-enhanced classrooms) (Enfield, 2013; Roehl, Reddy, & Shannon, 2013).

The high pressure of providing education and training within this rapidly growing technological environment often requires rapid decisions based on limited information. Unfortunately, such demands can result in well-meaning decision makers pursuing suboptimal or fallacious choices. Decision makers often cling to traditional methods (e.g., in-person lectures) instead of innovating (Allen & Seaman, 2013), in part due to beliefs that eLearning and flipped/technology-enhanced classrooms are less effective. This is not true. eLearning (Means, Toyama, Murphy, & Baki, 2013) and blended/flipped/technology enhanced classrooms (Liu, Peng, Zhang, Hu, Li, & Yan, 2016) can be *just as effective* as traditional classrooms and, in some cases, *more effective*. However, to be successful, there must be a deliberate consideration of the needs of learners and the organization, support for those needs, and willingness to explore state-of-the-art techniques for addressing the needs.

This report presents a state-of-the-art exploration of distributed learning environments. For this report, we define a “State-of-the-Art Distributed Learning Environment” as a learning ecosystem that is supported by technology and educational theory/findings. To be considered state of the art, components within the ecosystem must have (a) empirical evidence of effectiveness (i.e., data) and (b) evidence of implementation (i.e., application). To establish a modern learning ecosystem (Walcutt & Schatz, 2019), learning organizations must focus on best practices that span the organizational or enterprise level, the technology level, and the human level. Key evidence-based and state-of-the-art practices are summarized in the main report; expanded reviews of relevant research are

“Three pillars [for scaling eLearning] include content, operation, and technology. The three pillars are the key to have a real solution to personalized learning. Moreover, business, people, and data are the three foundations of deploying the personalized learning.”

*Richard Tong, Chief Architect
Squirrel AI Learning*

subsequently available in Appendix A (Institutional Support), Appendix B (Technology), Appendix C (Human Learning).

Human learning has not changed, but technological support has

While technology has become a more important component within the learning process, the fundamental principles of how humans learn have not changed in the last few decades. For humans, learning is messy. The act of teaching and learning does not take place in a sterile environment, nor can it take place automatically (Hattie, 2009). Learning is individualistic, sometimes spontaneous, but often very effortful, slow, and gradual, and moves forward in fits-and-starts (Hattie, 2009). Learning organizations must be established to support the needs of the stakeholders, ensure that appropriate resources are allocated, and that there must be buy in from all stakeholders (Giattino & Strafford, 2019; Muilenburg & Berge, 2001; Moore & Kearsley, 2011). Thus, it is important for educational decision makers, instructional designers, and instructors to understand the best practices for learning and implement them to the best of their ability and resources. In the remainder of this section, we have summarized the basics of human learning that could be supported by well-organized, state-of-the-art distributed learning. For an expanded discussion on these issues, please see Appendix C: Distributed Online Pedagogy Review.

“[We had to] turn Kaplan into a learning engineering organization that uses learning sciences and good evidence about learning in practical ways to iterate improvements for learning outcomes that were relevant to each different learning organization inside Kaplan.”

*Bror Saxberg, Vice President
Learning Sciences at Chan Zuckerberg Initiative*

Guides for Human Learning

This report highlights key areas of human learning that have been shown to impact learning with technology. There are numerous theoretical perspectives on human learning, such as behaviorism (rote association/practice), cognitivism (memory, encoding, and processing of information), and constructivism (build representation of knowledge) (Ertmer & Newby, 2013). Previous extensive summaries have offered actionable recommendations (see Alexander, Schallert, & Reynolds, 2009; Craig & Douglas, 2019; Graesser, 2009; Pashler et al., 2007), and expansive reviews can be found within *How People Learn volume 1: Brain, Mind, experience, and School* (National Research Council, 2000) and *How People Learn Volume 2: Learners, Contexts, and Cultures* (National Academies of Sciences, Engineering, and medicine, 2018). The current report highlights and exemplifies aspects of human learning that are particularly salient to learning with technology.

Human Cognitive Processing and Technology

Principles of cognition have been applied to instructional design using many different approaches that are grounded in the understanding that basic human cognition consists of sensory memory, working memory, and long-term memory (Mayer, 2017), each with their own unique properties and limitations. Sensory memory functions as the receiver of stimuli, transmitting information to working memory where active manipulation and encoding take place (Mayer, 2009). Both sensory and working memory are limited in capacity and duration (Cowan,

2010; Mayer, 2017; Paas and Sweller, 2014). Information that is not actively attended to can be easily lost. In contrast, long-term memory is both expansive in scope and duration—this is where learned information is stored over time, whether days, weeks, years, or a lifetime (Paas & Sweller, 2014; Sweller, Ayres, & Kalyuga, 2011). However, the transition of information from working memory to long-term memory requires encoding. New information must be mentally organized and integrated with prior knowledge to be held in long-term memory (Mayer, 2017). Such encoding can proceed in multiple ways, including visual (e.g., images, scenes, and text), auditory (e.g., sounds), verbal (e.g., spoken or written words), semantic (e.g., conceptual and personal meaning), episodic (e.g., temporal sequences), and more. Indeed, memories are more robust when they are encoded in multiple ways or modalities, such as combining visual, auditory, and verbal memory traces simultaneously.

Two prominent examples emerging from these concepts include cognitive load theory (CLT) and the cognitive theory of multimedia learning (CTML). In brief, CLT argues that the properties of instructional designs and activities impose burdens or “load” on human cognitive systems in different ways. One source of load is the inherent complexity of the material or learning task (i.e., *intrinsic load*), which is necessary and unavoidable. In contrast, the design of instructional materials may induce unnecessary burdens (i.e., *extraneous load*), such as distractions or clumsy interfaces, that require cognitive effort unrelated to learning. Finally, several models describe additional cognitive effort that is beneficial to learning (i.e., *germane load*). In some cases, learners might be asked to engage in tasks (e.g., self-explaining and self-questioning) that are more difficult than the core task (e.g., reading a text or listening to a lecture), but which engage them in deeper or more meaningful encoding. Importantly, regardless of the types of load, the essential argument of CLT is that learning is hindered when total cognitive load exceeds the working memory capacity of the learner (Paas & Sweller, 2014). Thus, designers must strive to balance necessary or beneficial task demands while minimizing wasteful or distracting.

CTML expands and applies CLT principles to the design of multimedia learning materials. CTML emphasizes two processing pathways or modalities (i.e., visual and auditory) that possess their own working memory capacity (Mayer, 2009). Each pathway can withstand a certain degree of “load” and can complement each other—distributing load across different modalities is better than overloading either system. Moreover, strategic processing and integrating information via both channels encourages multiple encoding and more robust recall and comprehension. Like CLT, research CTML is supported by an expansive body of literature and generalizable instructional design principles (discussed in this report, also see Mayer, 2009, 2017). Indeed, multimedia learning has been an influential area of research over the last 30 years. These methods have applied in digital and computer-based settings and are easily transferable to eLearning environments (Mayer, 2017). They have also been shown to be one of the most consistently effective technologies for learning at scale with 64% of reported results being positive (Davis, Chen, Hauff, & Houben, 2018). In sum, many research-based instructional design principles, grounded in principles of human cognition, are available to support the implementation of distributed learning environments (see

Appendix C: Distributed Online Pedagogy Review).

Scaffolding and Instructional Guidance

Learners are (almost by definition) individuals who lack robust knowledge or skill within a given domain. The goal is to help learners acquire these competencies and proficiencies. An important consideration, however, is how much support and guidance are provided to the learners. Should learners receive direct and structured instruction, or should they be encouraged to explore and discover within more open environments?

Problem-based learning (PBL) and inquiry-based learning (IL) are two example paradigms in education where this debate has taken place. In brief, PBL presents learners with open-ended, complex, and real-world problems that must solve by researching the problem, acquiring necessary knowledge and skills, and then applying these resources to obtain a solution. PBL emerged from and is extensively used in medical education (e.g., Colliver, 2000; Schmidt, 2010). Similarly, IL presents learners with meaningful scientific phenomena and questions, and asks them to explore the domain to develop hypotheses, test their hypotheses, and gain necessary knowledge and skills to do so (Hmelo-Silver et al., 2007). Importantly, both PBL and IL can be implemented with very little direct guidance (i.e., primarily exploration) or with higher degree of structure and feedback at each stage.

Hatti's (2009) review of four meta-analyses and more than 200 studies found that inquiry-based learning produced an average effect size of $d = 0.35$ or an 14% increase over the average performance of controls. Importantly, implementation exhibits a significant influence on efficacy, which interacts with learners' prior knowledge and skills. When learners' knowledge is limited or they are provided no to little guidance, PBL and IL teaching methods are often *ineffective* (Kirchner, Sweller, & Clark, 2006). PBL and IL activities must be properly scaffolded to provide structure and support for the learners (Hmelo-Silver et al., 2007), which enables them to dissect complex problem cases into more reasonable pieces within the students' zones of proximal development (Fernandez, Wegerif, Mercer, Rojas-Drummond, 2001; Hmelo-Silver et al., 2007). In contrast, unsupported "floundering" does not facilitate learning.

Scaffolding in PBL and IL environments (generalizable to other learning settings) can take many forms, such as providing missing information or prompting students to reflect (Kim & Lim, 2019). Feedback is also essential for promoting growth and productive change (Alharbi, 2017). Hattie (2009) reported ranked feedback in the top ten factors that influence human performance out of 100 surveyed. Notably, not all feedback is equally effective. Effective feedback must be consistent, specific, performance-focused, timely, purposeful, task-appropriate, and applied to future learning (Coll, Rochera, Gispert, & Diaz-Barriga, 2013; Harvey, Radomski, & O'Connor, 2013; Shute, 2008). Finally, although teacher-to-student feedback is often the focus, Hattie (2009, 2012) noted that student-to-teacher feedback was invaluable for helping teachers to adapt and improve their instruction.

Motivation and Emotion

One limitation of "cognitive" approaches to learning is that they sometimes (over)simplify by neglecting human motivational states or emotional responses, or by assuming that such states are consistent across learners. However, academic emotions (e.g., anxiety, confusion, boredom, and frustration) have been found to significantly influence cognition, learning, and learning-

related processes (Craig, Graesser, Sullins, & Gholson, 2004; Pekrun, Goetz, Titz, & Perry, 2002; D’Mello, & Graeser, 2012).

Five contemporary motivational theories have been particularly influential: *expectancy-value theory*, *social cognitive theory*, *attribution theory*, *self-determination theory*, and *achievement goal theory*. In brief, such theories articulate how human expectations, goals, psychological needs, comparisons to others, explanations of behaviors (both others’ and our own) shape our behaviors in complex ways. Learning behaviors and environments are no exception. For example, research on achievement goals describes how goals focused on seeking mastery (i.e., gaining skills and proficiency) and positive performance (i.e., gaining good grades and rankings) inspire better strategic effort and learning outcomes, whereas goals focused on avoiding all mistakes (i.e., perfectionism) or failure are associated with less effort and learning.

There is evidence that motivational variables—as defined by the above motivational theories—can be important and predictive within learning analytics (Aguilar, 2016), MOOCs (Beaven, Hauck, Comas-Quinn, Lewis, & de los Arcos, 2014; Loizzo, Ertmer, Watson, & Watson, 2017; Martin, Kelly, & Terry, 2018), synchronous and asynchronous instruction (Lin & Overbaugh, 2009), collaborative online learning (Du, Fan Xu, Wang, Sun, & Liu, 2019), vicarious online learning (Craig, 2018; Twyford & Craig, 2017; Craig, Sullins, Witherspoon, & Gholson, 2006; McNamara, Levinstein, & Boonthum, 2004), and other online learning environments (Chen & Jang, 2010; Kennan, Bigatel, Stockdale & Hoewe, 2018; Wang & Wu, 2008). Accordingly, there may be value in designing courses to foster learners’ motivation. Understanding theories of motivation, in conjunction with an understanding of the learners being taught, could help create effective distributed learning environments.

The literature on motivation and learning is extensive, detailed, and nuanced. Although much of this research emerged from traditional “offline” and face-to-face courses, one might perhaps extrapolate to distributed learning contexts. However, although designing for emotions related to learning is an emerging area of study, there is not yet sufficient evidence to define concrete instructional design principles regarding emotions and learning (Mayer & Estrella, 2014).

Self-Regulated Learning

Self-regulated learning (SRL) refers to learners’ (primarily) self-directed efforts to organize, manage, and motivate their own learning processes and outcomes. Numerous theoretical perspectives and models for SRL have been articulated (Panadero, 2017), but they generally comprise similar sets of metacognitive and strategic activities (e.g., planning and analyzing tasks, performing tasks and enacting strategies, monitoring performance and learning, and adapting future learning efforts). SRL has been consistently linked to more successful and robust learning outcomes (Zimmerman & Schunk, 2011), although students frequently need external support to initiate or continue through the SRL process (e.g., feedback, Winne, 2005).

In the domain of online higher education, Broadbent and Poon (2015) conducted a systematic review to examine the role of SRL strategies in academic achievement. These researchers identified only 12 studies examining self-regulation strategies: metacognition, time management, effort regulation, peer learning, elaboration, rehearsal, organization, critical thinking, and help seeking. Importantly, only four of these strategies were significantly

associated with improved academic performance: metacognition, time management, effort regulation, and critical thinking.

Learning analytics approaches are increasingly being used to automatically detect and/or promote SRL (Milligan & Griffin, 2016; Pardo, Han, & Ellis, 2017; Winne, 2018). For instance, learners' SRL strategies (e.g., goal-setting and strategic planning) have been found to be predictive of behavior and goal attainment in massive open online courses or MOOCs (Kizilcec, Perez-Sanagustin, & Maldonado, 2017). However, despite positive initial results, research on self-regulation in learning at scale (e.g., in MOOCs) remains sparse (Wong, Baars, Davis, Van Der Zee, Houben, & Paas, 2019).

More research is needed to understand the importance of SRL in distributed learning contexts. At this point, we cannot recommend any specific or generalizable interventions. Nonetheless, several approaches may be plausible or fruitful. For example, one approach might be to display learning analytics to learners via dashboards—learners' SRL may be facilitated by having access to detailed information about their own learning behaviors, performance over time, or affective states. Revealing this information to learners might “offload” some of the challenges of self-monitoring, which might in turn facilitate self-regulation. Regulation might be further supported by personalized suggestions for adaptive behaviors (e.g., if procrastination is detected, then time-management techniques could be offered).

Learning Platforms

For this report, we examined state-of-the-art distributed learning within two categories of technology-enhanced learning platforms that support implementation of learning at scale: blended learning environments and online learning environments. *Blended learning environments* are face-to-face learning environments that provide part of the instruction using technology. *Online learning* is defined as learning within an online medium (e.g., internet or localized intranet). *Learning at scale* refers to serving large number of students (e.g., hundreds or thousands of students) within the same courses and/or at the same time. Our definition of “at scale” is somewhat broader than other definitions. For example, Roll, Russell, and Gašević (2018) define learning at scale as “the study of the technologies, pedagogies, analyses, and theories of learning and teaching that take place with a large number of learners and a high ratio of learners to facilitators.” Our definition is more applied and practical instead of research based. Such environments can be viewed as a continuum that vary in the degree of human versus technological support. Blended learning environments tend to entail more human support, whereas technological support increases as learning environments move online.

Levels of Online Learning

Online learning can be defined as learning over the Internet or a digitally networked system. Importantly, online learning continues to provide students with direct connection to course instructors and other students, along with direct communication between them. Such communication differentiates modern online learning environments from older distance learning environments, wherein learners might install an isolated software program (e.g., an intelligent tutoring system) that never connected to a larger network (see Graesser, Hu, & Ritter, 2018 for detailed history). In addition, once fully online delivery has been attained, online learning

environments can rapidly offer instructional resources to large numbers of students via (a) system infrastructures that support many users and (b) deploying additional instances of the course. The primary limitation involves the amount of human instructor contact needed to support the learners.

Smith et al. (2007) suggested a four-level taxonomy for classifying online learning based on the percent of materials that are online: (1) *web-enhanced* courses or environments that use minimal web elements (e.g., LMS syllabus or announcement features); (2) *blended* courses that provide online documents yet hosts less than 45% of course activities online; (3) *hybrid* courses that deliver 45% to 80% of class activities online; and (4) *fully online* courses or environments in which more than 80% of activities and content are online. Due to their higher levels of both in-person and online interaction, this report considers Levels 1 through 3 to be forms of “blended learning.” The in-person human resources needed to support such instruction induces constraints on scale-up. In contrast, this report considers the fourth level to be “true” online learning with the best potential for implementation at scale.

Levels of Technology Integration

In addition to the percentage of course materials available and supported online, another essential factor is the nature of *technology integration*. Specifically, the way in which technology is used to support teaching and learning.

The Substitution Augmentation Modification Redefinition Model (SAMR; Romrell, Kidder, & Wood, 2014) provides a useful framework for evaluating such usage.

Substitution describes the most common approach, wherein technology replaces existing resources or tasks. For example, instructors might use PowerPoint and projectors to replace acetate slides and chalkboards, or students replace paper notebooks with laptops. Instructors and organizations often use this substitution method to facilitate fast transition from face to face to online instruction. At this level, instructors take class materials and place them online for students to access.

The second level is *augmentation*, in which technology resources not only replace existing resources but also offer improvements. For example, instead of merely sharing online eBooks or lecture notes, instructors might also provide multimedia videos. Such videos allow students to view information with greater control (e.g., pausing, rewinding, and fast-forwarding), and can also afford communication of dynamic processes and demonstrations (unlike static text or presentations). Many traditional eLearning systems do not go beyond this level.

In *modification*, technology is used to transform or modify the learning process. One approach is to use technology to reinstate elements of face-to-face learning that are lost in the online transition. For example, a virtual collaborative workspace might be provided that allows students to engage in collaborative discussion and co-construction of ideas.

“If you look at the current technology, for example learning management systems, a lot of the current digital learning capabilities are still built on top of an instructor-centric model. However, we need to understand the individual need and provide support accordingly at both a granular level where customized learning experiences are for everyone and a global level where customized whole curriculum is for each one of them.”

*Richard Tong, Chief Architect
Squirrel AI Learning*

The highest level is *redefinition*, in which technology enables new learning processes or tasks that were previously impossible or inconceivable within face-to face learning settings. For instance, technology might offer just-in-time feedback, learner modeling and tracking, data visualizations, or personalization. The redefinition level is key characteristic for state-of-the-art distributed online learning systems—such systems are either redefining learning via technology or attempting to move in this direction.

In sum, most traditional eLearning can be categorized at the substitution or augmentation levels. However, state-of-the-art practices for improving blended learning and online learning, and scaling up distributed learning environments, involve intentional design for modification and redefinition levels.

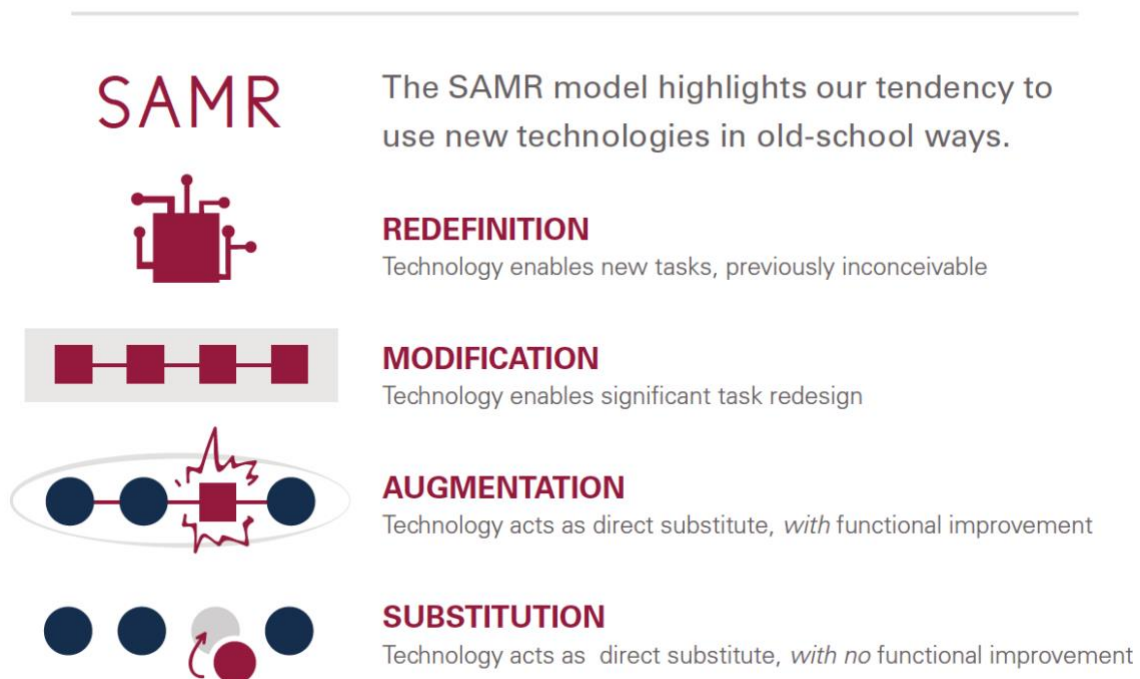


Figure 1. Open source image summarizing SAMR model reused from Craig & Douglas, (2019). Distributed learning instructional theories. In Walcutt, J.J. & Schatz, S. (Eds.). *Modernizing Learning: Building the Future Learning Ecosystem* (pp. 43-60). Washington, DC: Government Publishing Office. Creative Commons Attribution CC BY 4.0 IGO.

Scale Up of Online Learning: From Traditional eLearning to Learning at Scale

From large scale lecture halls that can hold hundreds of participants to massive online open courses (MOOCs), learning at scale is not a new issue. Numerous interventions have been explored as educators sought to effectively, efficiently, and simultaneously educate or train large numbers of learners. This report focuses on the state of the art for distributed learning environments. Consequently, we focus our discussion on *learning at scale on MOOCs* because

these settings have (a) very broad implementation (i.e., currently over 4000 active users), a rapidly growing research base, and (c) clear potential for learning at scale (Davis et al., 2018).

In brief, MOOCs are online courses that can host very high enrollments. These courses were originally thought to be a revolution in education by providing free, accessible information to everyone with an Internet connection. However, MOOCs have faced a variety of challenges, including low completion rates and limited retention after the first year (Reich & Ruipérez-Valiente, 2019). These issues have caused researchers to question what success looks like in MOOCs (Aparicio et al., 2019). In addition, it is important to understand why learners enroll in MOOCs in the first place (i.e., learning goals). Do students intend to complete or master the entire course, or are they seeking only specific skills or pieces of knowledge (and thus disregard the remaining content)?

Our review concluded that MOOCs are not the answer for every distributed learning ecosystem. Even with advanced learning analytics and capacity for personalization (e.g., xAPI), MOOCs are not appropriate for every context. Although any content delivered fully online might potentially be scalable, it is important to consider what content *should* be scaled and *how* scale up should be achieved.

Researchers have proposed using Bloom's classic taxonomy of learning objectives as a framework to answer these questions (Taft, Perkowski, & Martin, 2011). Bloom's taxonomy comprises six basic levels: knowledge, comprehension, application, analysis, synthesis, and evaluation (Bloom, Englehart, Furst, Hill, & Krathwohl, 1956). The *knowledge* level includes basic recognition and recall of that information, whereas *comprehension* entails the ability to demonstrate understanding of information. At higher levels, *application* involves using information to solve problems, *analysis* requires understanding the underlying components and relationships between information, and *synthesis* involves integrating and organizing diverse elements of information. At the highest level, *evaluation* involves forming arguments based on the information and/or evaluating work using the information. Taft et al. (2011) recommended that information on the lower levels of Bloom's scale (i.e., knowledge and comprehension) is more readily taught and learned in larger class sizes (e.g., MOOCs or other at scale classrooms). In contrast, it perhaps inappropriate or difficult to scale up courses that require students and faculty to work at higher levels of the taxonomy (i.e., analysis, synthesis, and evaluation) or that require constructive and interactive learning (Chi & Wylie, 2014). Online classes that teach complex content can reach larger numbers of students by offering multiple sections, but this approach also demands significantly more instructors and instructor time.

In sum, considerations of human resources, technology resources, and levels of information complexity suggest that learning at scale may be constrained by content area or population—not every topic or course is readily scalable. Nonetheless, across traditional eLearning, blended learning, and online learning at scale approaches, general recommendations might be broadly applicable to many distributed learning ecosystems. The following sections consider several such themes related to issues of institutional support, courseware, and distributed learning pedagogy.

What is State of the Art for Scaling Up eLearning?

Inspired by the SAMR model, *modification* and *redefinition* levels of technology integration are critical for scaling up traditional eLearning. This section summarizes the evidence-based and state-of-the-art practices for learning at scale revealed by our review of literature. This section is organized into current practices in three categories: *institutional*, *technological*, and *pedagogical*.

Institutional Practices

“To turn vision into executable deployment and the whole solution, a lot of the policy and procedures need to be focused on how to achieve that vision and reduce common risks or obstacles that are preventing [the vision] from happening.”

*Richard Tong, Chief Architect
Squirrel AI Learning*

Learning Expertise within the Institution

Although new technologies enable new tasks, interactions, and ways of thinking, the fundamental mechanisms underlying human learning remain unchanged. Technology tends to change the learning ecosystem by offloading unproductive tasks and focusing attention on tasks that afford active and constructive learning (Craig & Douglas, 2019). Consequently, effective technology implementation ideally requires that all levels of an organization (i.e., including, administrators, subject matter experts, instructors, etc.) possess a basic understanding and commitment to human learning principles. This culture must be established and reinforced by top-level administrators and then supported throughout the organization (Erb & Shah, 2019). It is also useful for all decision-makers to possess an understanding of good practices.

Of course, it is not realistic for all individuals within a learning organization to be “learning experts,” and is unlikely that top-level administrators will be well-versed in learning theory and practice (Dooley & Murphrey, 2000). An essential compromise is that learning institutions must include at least a few individuals with detailed knowledge of learning principles along with the *trust* and *authority* to support implementation within the institutional network (Sohoni & Craig, 2016). This role should not (perhaps *cannot*) be filled by a single person. Optimally, such expertise should be provided by group of individuals or teams distributed throughout the levels of the organization (Kurzweil & Marcellas, 2019). Example roles include educational specialists serving as higher-level directors, learning engineers, instructional designers, or SMEs/instructors who are domain-based educational researchers (DBER). These individuals should not represent an isolated unit but should participate in an integrated and interconnected network that supports the overall learning organization (Sohoni, Craig, & Vedula, 2017).

Establish Trust

In addition to promoting a basic understanding of human learning, organizations must also foster a sense of *trust* at all levels. In this case, “trust” broadly encompasses confidence in and positive appraisals of available technologies, as well as confidence and positive attitudes between organization members.

Administrators can encourage trust, foster relationships, and seek common ground for discussion and action between stakeholders, while also collecting and using data to facilitate change and support faculty in the online education endeavor (Burnette, 2015). To be “trustworthy,” administrative decision making should be guided by evidence-based tools and metrics, such as the *UPCEA Hallmarks of Excellence in Online Leadership, Quality Matters Program Rubrics*, and the *Online Learning Consortium Scorecard for the Administration of Online Programs* (Cook & Uranis, 2019). Another foundation for trust is reciprocity (Levine, 2003). Evaluation of stakeholder performance should be fair and transparent, and evaluations should incorporate feedback from stakeholders (Berk, 2013). The overall process should be grounded in policy (Giattino & Stafford, 2019; Hai-Jew, 2006) that includes recognition of stakeholders’ contributions (e.g., compensation or acknowledgement of time commitment) (Muilenburg & Berge, 2001; Roby, Ashe, Singh, & Clark, 2013).

Trust is also crucial at the student level. Students’ trust in instructors (Cavanagh, Chen, Bathgate, Frederick, Hanauer, & Graham, 2018) and perceived relevance of class content (Hai-Jew, 2007) have been shown to directly impact course grades. Hai-Jew (2007) suggests several methods for developing and maintaining student trust, including social engineering of the learning environment (i.e., building logical class structures that minimize negative events), frequent communication, maintaining a positive and consistent instructor persona, supporting peer-to-peer mutual dependence (e.g., collaboration), involving students in decision-making and communication, defining clear policies, and creating clear and transparent oversight.

Human-centered Evaluation

Modern learning ecosystems are large, complicated structures with diverse stakeholders. To serve the entire organization and make informed decisions, it is essential to understand the needs of distinct groups (Dooley & Murphy, 2000) and how those groups are impacted by elements of the learning organization (Giattino & Stafford, 2019). In other words, evaluations (e.g., of learning, feasibility, technology adoption, and productivity) must consider the “human side” of the environment.

Human-centered evaluations have been used to evaluate the functionality of computer and technological systems (e.g., usability and human-computer interaction, Nielson & Molich, 1990; Norman, 2013; Roscoe, Cooke, Branaghan, & Craig, 2017), and the same techniques can be implemented to collect data on how humans function within a learning ecosystem (Roscoe et al., 2019). Human-centered evaluations within an eLearning courses might take various forms. Usability evaluations can enroll students in online class shells, and record errors and navigation behaviors as they locate materials and perform tasks. Such usability tests can span observational methods (e.g., digital observation via screen capture software) or think-aloud procedures (e.g., via videoconferencing) wherein students talk about what they are attempting to accomplish. Within a larger organization, survey methods can be used to develop an understanding of general knowledge or perceptions about proposed implementations. Many of these techniques and their uses are described in the UI/UX considerations subsection of Appendix B: Courseware & Distributed Technology Review.

Flexible Class Sizes

Although learning at scale aims to provide worthwhile instruction to larger numbers of learners, this goal does not mean that class sizes can grow infinitely. Appropriate class size is a

complicated question that must be considered by learning organizations, which should consider (a) the type(s) of information being taught and (b) the technologies available to support the learning environment. One generally recommended “rule” is that class size should be guided by nature of the content (see Bloom’s taxonomy). Topics that require higher-level thinking (e.g., synthesis and evaluation) may be best suited to smaller class, whereas topics that entail lower-level thinking (e.g., recall) may be taught in larger classes (Taft, Kesten, & el-Banna, 2019).

Traditionally, eLearning has been scaled up by offering multiple course sections. Taft and colleagues (2011) report that the most common recommendation is 25 students per class for online classrooms. However, the ideal class size remains an open question, which is likely influenced by available technologies, TA/grading assistance, faculty training, and class level/topic. Importantly, it has been estimated that online teaching requires 14% more effort (Tomei, 2006) compared to face-to-face teaching. Tomei (2006) further estimated that online class sizes should be only 70% of the size of an in-person class. Independently, Anderson and Avery (2008) derived a similar estimate of additional effort (14.5%) for online classes compared to in-person classes.

For scaling up courses with large enrollment—from hundreds to thousands of students—simply increasing the number of sections (and thus instructors and TAs) becomes prohibitive. For this level of scale up, learning organizations must have courses that incorporate appropriate student interactions, and these tools must be ready before the course is launched. These needs require faculty to be fluent in the technology of the online course and adept at using the technology to engage students (Laws, Howell, & Lindsay, 2003). However, as noted above, such large classes may need to be limited to the lower levels of Bloom’s taxonomy, with a focus on familiarization and basic content knowledge.

Student Social Support

As online distributed learning technologies continue to advance and propagate, the potential for isolating students has been acknowledged as potential problem (Ludwig-Hardman et al., 2003). “Virtual” interactions and asynchronous environments may result in fewer opportunities for students to interact with peers in meaningful ways.

To combat this problem and similar challenges, learning organizations must offer student support services and mindfully enable additional social structures. There are several categories of support, such as academic services (e.g., advising, library, financial, and admissions) and social services (e.g., student organizations, psychological services, placement services, and instructor support). These services interact with and build upon other essential factors, including students’ family framework, personal satisfaction, and perceived course relevance. All these elements play critical role in students’ decisions to persist or drop out of online courses (Park et al, 2009).

Relationships between Participants and Resources

Interaction between learners, teachers, content, and technology form a complex and interdependent learning environment (Anderson, 2003). Anderson’s (2003) original model outlined several proposed relationships between the student, the instructor, and the content. Dron (2007) applied the model to social learning and added a “group interaction” component.

Thus, Anderson (2003) and Dron (2007) together outline the interrelationships and intrarelationships of four elements: *students, instructors, content, and groups*.

There is strong evidence that organizations need to provide resources to support these interactions. Bernard et al. (2009) demonstrated that the strength of the student-instructor, student-student, and student-content relationships were related to student outcomes. Zimmerman (2012) observed a statistically significant relationship between the amount of time students spent engaging in online course activities and students' weekly quiz grades, which provides evidence for the importance of student-content interactions. This effect indicated that students with moderate to high levels of interaction outperformed students with low levels of interaction (Bernard et al., 2009). Notably, student-instructor interactions seemed less impactful than student-student or student-content interactions. This pattern is significant when considering at scale course structures (e.g., MOOCs) where students tend to interact with content in diverse ways to satisfy their own goals rather than instructors' goals (Emmanuel & Lamb, 2017; Ho et al., 2014).

Supporting Infrastructure from Adoption to Sunset

Technological infrastructure support should be at the core of any learning organization. Modern infrastructure must transcend vertical and isolated systems to embrace open data formats that can integrate data from across the learning enterprise (Walcutt & Schatz, 2019). This idea is not new. In a 1996 paper on technology in learning organizations, Yohe (1996) described how organizations struggled to deliver new technology for users while also (a) maintaining legacy systems beyond their reasonable lifespans, (b) seeking interoperability between incompatible applications, and (c) doing so with dwindling resources. Angolia and Pagliari (2016) found that developing and sustaining quality distance learning programs required universities to possess a variety of supporting infrastructures. Such resources included appropriate policies and processes, information and communication technologies, instructional support staff, technology hardware and facilities, and training. Ricci (2002) similarly warned that successful institutions must have a comprehensive support structure in place for faculty, staff, and students with emphasis on technology support.

Technological Practices

Data Supported Courses

To modernize courses and enable information sharing, learning technologies must be able to collect and output learning data. Several data standards are already in use. For example, xAPI is a popular method for capturing, standardizing, and sharing human performance data.

Within xAPI, all learning experiences can be represented as interactions both internal and external to the online environment (Murphy, Hannigan, Hruska, Medford, & Diaz, 2016).

These data can be stored within databases for later analysis via learning analytics and data mining techniques. The output of these analyses can then be used to optimize future learning through increased personalization (e.g., of learning materials or processes) or data visualizations (e.g., dashboards that offer feedback or

“Data analytics is going to continually grow and become a critical part of our organization as ASU EdPlus seeks to understand what’s happening with all the students that we’re serving. We are going to be innovative as far as the quality of education online.”

James Cunningham, Senior Research Analyst EdPlus

recommendations to students, instructors, or administrators). Additionally, these data can be used to detect unproductive learning behaviors (Papamitsiou & Economides, 2014) and even cheating behaviors (Chuang Craig, & Femiani, 2017). Long and colleagues (2015) implemented personalization and visualization strategies within a rifle marksmanship course, resulting in a nearly 40% reduction in training time. Although this approach is promising, additional research is needed to determine the best practices for implementation and impact.

Video

Instructional videos have been a foundational and population resource for online learning environments and learning at scale (Davis et al., 2018). Asynchronous video (i.e., prerecorded videos that can be accessed outside of scheduled course time) is one of the most widely adopted technologies (Malaga & Koppel, 2017). Both students and instructors believe that video is an appropriate way to communicate course content (Miner and Stefaniak, 2018), and these perceptions are supported by evidence. Scagnoli, Choo, and Tian (2019) reported that video lectures were an effective means of delivering content, providing teaching presence, and enhancing student engagement in a virtual learning environment.

Importantly, instructional videos can vary widely in quality and efficacy (MacHardy & Pardos, 2015). Students learn better from videos that adhere to research-based principles of multimedia design. These principles enable learners to engage new material in ways that respect human cognitive capabilities (deKoning, Hoogerheide, & Boucheix, 2018), such as modeling successful learning behaviors (Craig & Douglas, 2019; Twyford & Craig, 2017) or providing dialogue interactions to ground procedural information (Craig, Chi, & VanLehn, 2009; Gholson, Coles, & Craig, 2010). Information on effective video creation can be found in Appendix B under Video and Appendix C under Social Cognitive Theory and Cognitive theory of multimedia learning (CTML).

West, Armstrong, & Borup (2017) identified actionable strategies for implemented instructional video within online environments that can improve efficiency for instructors, make video personable, and make videos more effective teaching tools. To improve efficiency, they recommend writing out note of what will be said first, turning these notes into summary notes for students, and keeping videos short. To make videos more personable, they recommend projecting your personality (even if it more for unpolished videos) and be positive and conversational especially in early videos. To increase effectiveness, it was recommended that videos are concise, be aware of your setting and lighting, also use video feedback to give overall feedback to students.

Virtual Reality, Augmented Reality, Gaming, and Simulations

Although video is one of the oldest and most used formats, modern technologies have enabled the rapid rise of more sophisticated learning environments that simulate or enhance real-world phenomena. For instance, virtual reality (VR) environments immerse learners in simulated experiences that may mimic real-world experiences (e.g., a virtual tour). Augmented reality (AR) environments provide information or interactions that are “overlaid” the real-world (e.g., a digital heads-up display while piloting an aircraft). Simulations can also be provided in 2D or “desktop” versions, and games can infuse elements of “play” in these virtual, augmented, or simulated learning experiences. One of the most critical affordances of such learning environments is the ability to create virtual settings for learning that would otherwise be

impractical (Correia et al., 2014) or unsafe (Patterson, Pierce, Bell, Andrews, & Winterbottom, 2009). Collectively, we refer to these scenarios as *virtual learning environments*.

Virtual learning environments can be an effective tool within modern learning ecosystems. In a structured review of the learning at scale literature, Davis and colleagues (2018) observed that such environments were consistently one of the most effective categories with respect to beneficial learning outcomes and behaviors. However, although effective, these systems can be expensive and require extensive human resources to build (Fuentes, 2018). Moreover, some evidence suggests that they can replicate or reinforce human biases during training (Gamberini, Chittaro, Spagnoli, & Carlesso, 2015; Zipp & Craig, 2019), which can negatively impact efficacy (Zipp & Craig, 2019).

Virtual environments are best used for domains that involve stable rather than dynamic content (i.e., concepts are known and do not require frequent updating), and domains that are not easily achieved within the real world (Alison, et al., 2013). As with most learning technologies, these environments should be supported by well-established learning methods (Shubeck, Craig, & Hu, 2016, 2016), such as modeling of expected behavior and appropriate use of feedback (i.e., just-in-time and after-action reviews). Systems should also incorporate behavioral performance logging mechanisms (e.g., xAPI) that enable detection of and response to errors or biases exhibited by users (Zipp & Craig, 2019).

“In order to increase learning efficiency, you provide more personalized feedback to the students and also you have to deliver that one-on-one, which means that each student must have their own needs addressed all the time in real time.”

*Richard Tong, Chief Architect
Squirrel AI Learning*

Social Media and Cooperative Learning

Social learning acknowledges and leverages the social nature of all humans, who shape their realities by scaffolding prior knowledge with new information and experiences (Bingham & Connor, 2015). Social aspects of learning (e.g., cooperation, competition, knowledge sharing, and teamwork) can be facilitated within online learning ecosystems via social media platforms and related technologies. The facilitation of social learning via social media has emerged as an engaging and effective pedagogical tool (Martin, Martin, & Feldstein, 2017).

First, social tools and technologies permit learners to engage in *interactive* learning. Within the ICAP framework (i.e., Interactive-Constructive-Active-Passive; Chi & Wylie, 2014), interactive learning entails students' *co-construction* of new ideas—students are simultaneously building their own knowledge and the knowledge of others. Students work together to create and transform knowledge more successfully than they might do so alone. Research shows that social media tools can improve social interactions and engagement within MOOCs (Bingham & Connor, 2015) and similar online platforms. Social environments allow students to express their prior knowledge about the domain, discuss their current understanding, give and receive feedback, and co-construct new ideas.

Second, social technologies build *social capital*. In online spaces, social capital includes the relationships that are formed in distributed social networks and how those relationships facilitate action (Coleman, 1990). In an educational context, social capital further includes intangible relationships that exist between families, institutions, and communities, which may take the form of obligations or expectations that serve to aid or hinder academic success (Ho, 2019). In

research on social learning environments, Venter (2019) found that informal collaborative activities exceeded the mandatory levels of engagement from LMS interactions required by course instructors. Several students sought out study groups even before engaging in an online learning experience, and their commitment to those groups was that of a “family” of learners. Moreover, these commitments were maintained throughout students’ enrollment in the degree program.

Microlearning and Mobile Learning

Microlearning is a learning approach that emphasizes small learning units and short-term, focused activities (Hug, Lindner, & Bruck, 2006; Lindner, 2007). Microlearning activities are typically less than five minutes in duration (Jahnke, Lee, Pham, He, & Austin, 2019). Evidence suggests that this approach can be more effective than traditional classrooms, with students exhibiting better learning outcomes and reporting increased perceived autonomy (Mohammed, Wakil, & Nawroly, 2018; Nikou & Economides, 2018). Mobile-based microlearning is a relatively new approach that enables microlearning via mobile devices (e.g., smartphones and tablets; Hug et al., 2006). Evidence in support of this mobile approach has been observed within both MOOC (Kamilali & Sofianopoulou, 2013) and corporate settings (Clark, Jassal, Van Noy, & Paek, 2018; Goggins, Jahnke, & Wulf, 2013).

Pedagogical Practices

Communities of Inquiry and Increasing Presence

A common critique of online learning, particularly in the early years of online course delivery, was that learners could feel isolated from their peers and instructor. To address and prevent these situations, researchers began investigating how to create a community of inquiry (CoI). Any group of individuals who work together to create both personal and shared meaning through processes of critical thinking, discourse, and reflection can function as a CoI (Garrison, 2017; Rovai, 2002; Shahrtash, 2017; Thompson & McDonald, 2005).

The CoI framework suggests that there are three types of presence that can be fostered to help facilitate the establishment of a CoI: cognitive presence, social presence, and teaching presence. *Cognitive presence*, although inherently difficult to foster and study (Duphorne & Gunawardena, 2005; Garrison & Arbaugh, 2007), refers to the extent to which an individual can use critical thinking to construct meaning in an online course (Garrison, Anderson, & Archer, 2001). In a sense, cognitive presence refers to how effectively the course helps the learner to manipulate the content in their own context. On the other hand, *social presence* refers to how the individual perceives the learning group’s cohesion, such as how well they can openly communicate and express themselves (Garrison, Anderson, & Archer, 2000). Finally, *teaching presence* refers to how well the instructor designs and facilitates the online course (Garrison et al., 2000), which is critical for facilitating both social and cognitive presences (Nagle & Kotze, 2010; Shea et al., 2014; Tolu, 2013).

Establishing an effective CoI may be critical for distributed learning. Muljana and Luo’s (2019) review found that many CoI-related constructs, such as a sense of belonging and the course design, relate to online student retention. The CoI framework has been investigated in a variety of online settings, such as MOOCs (Kovanovic et al., 2018), synchronous and asynchronous courses (Rockinson-Szapkiw, 2012; Rockinson-Szapkiw & Wendt, 2015; Claman, 2015), and

blended learning environments (Akyol, Garrison, & Ozden, 2009; Shea & Bidjerano, 2012). However, it is possible to support presence using asynchronous video, which can include short video lectures, video feedback, or learner response videos in discussions (Borup, West, & Graham, 2012). However, it is important for instructors to build a welcoming and professional space for these videos, and to be mindful that negative non-verbal cues (e.g., voice tone, posture, and facial expressions) can have a strong impact on learners (Thomas, West, & Borup, 2017).

Blended Learning

Blended learning environments combine face-to-face learning with online learning or other forms of technology, although there is no clear-cut definition for the specific ratio of face-to-face and online opportunities that qualifies as “blended learning” (Graham & Dziuban, 2008; Millichap & Vogt, 2012; Stacy & Gerbic, 2008). Blended learning offers flexibility, ease of access, and the use of technology to enable learning. Moreover, students have been shown to experience an increase in creative thinking, tailored learning, and independent learning in blended learning settings (Becker et al., 2017). For such reasons, blended learning (along with mobile and online learning) have been described as a ‘foregone conclusion’—its use in educational settings, particularly colleges and universities, is on the rise (Becker et al., 2017).

These claims have been consistently supported by empirical research and summarized in multiple meta-analyses. In a meta-analysis of forty-five studies, Means and colleagues (2013) found that students participating in online learning performed better than students receiving face-to-face instruction, and these improvements reached statistical significance when blended learning was the delivery mode. However, Means et al. (2013) also noted that blended learning studies generally increased learning time (i.e., time-on-task) and offered additional course resources as part of the instructional design. In a meta-analysis on blended learning, Liu et al. (2016) found that blended learning in health settings had a large, consistent, and positive effect compared to control settings. In a more recent meta-analysis, Dziuban, Graham, Moskal, Norberg, and Silicia (2018) found that blended learning improved success rates for most students, whether minority or non-minority. Students also ranked blended learning as their most preferred delivery mode. Researchers also observed that students in blended learning classes perceived course objectives and progress toward the objectives as important, along with enjoying an effective learning environment and communication from the instructor.

Blended learning is an interesting hybrid of face-to-face and online learning. It is important to note that our original section on human learning principles still applies to blended learning. Additionally, many of the institutional and technological principles (see Learning at Scale) could also be useful for supporting blended learning. In the sections below, we review features and practices of learning institutions, technology, and pedagogy that are crucial for supporting blended learning.

Institutional Practices

Support for Blending Learning Classrooms

The success of blended learning requires institutional policies and plans for guiding the implementation of blended learning environments (Becker et al., 2017). These policies may

include plans for faculty development, strategies for making necessary curricular changes, and financial appropriations to enable a switch to blended modes of delivery (Becker et al., 2017).

Teacher training and support should include models of best practices in blended learning, along with exemplar courses, to aid instructors in (re)designing content (McGee & Reis, 2012).

Teachers may be suspicious of vague directives issued by administrators. Blended learning initiatives can also induce stress for instructors who fear that course quality may decrease or that they will lose intellectual property rights in the transition (Moskal, Dziuban, & Hartman, 2012). Dziuban and Moskal (2011) reported that one successful training strategy was to offer faculty a professional development course using a blended format for an extended period (e.g., eight weeks or 80 contact hours). In this approach, faculty members become “the students” and experience the blended context for themselves. Training support for faculty has been shown to improve faculty satisfaction with teaching blended course sections.

Moskal et al. (2012) stresses that institutions implementing blended learning must have a robust infrastructure that can handle continuous change. An understanding of blended learning strategies must be integrated throughout the academic system, including the registrar, teaching and learning centers, and technology centers for academic and IT concerns (McGee & Reis, 2012). Without an understanding of blended learning, organizational support units will be unprepared to guide learners, and might even offer advice aligned to traditional classroom learning rather than blended learning.

Class Size Recommendations for Blended Learning

Blended learning can serve as a relatively fast and simple method for increasing the size capacity of face-to-face classrooms. Blended learning has been shown to support larger class sizes from 60 to 200 learners (Schell, 2012). Within large classes of comparable size, blended learning classes have also demonstrated higher student achievement compared to lectures (Deri, Mills, & McGregor, 2018).

Technological Practices

Limited Evidence for Data Driven Learning

Our review did not identify any studies that specifically delineated the effectiveness of dashboards and visualization techniques in blended learning contexts. Long and colleagues (2015) implemented this strategy within basic rifle marksmanship training and observed a nearly 40% reduction in time spent training. While this area is promising, additional research is still needed to determine the best practices for implementation and overall impact.

Microlearning Principles and Mobile Learning in Blended Learning Environments

Mobile learning has been shown to improve student participation, achievement, and learning within blended environments (Suartama, Setyosari, & Ulfa, 2019). Mobile blended learning is the use of mobile devices for learning. It is normally integrated within learning environments. Mobile internet technology has created opportunities for blended learning. Microlearning is a learning approach based on small learning units and short-term focused activities (Hug, Lindner,

& Bruck, 2006; Lindner, 2007). They are normally less than five minutes in length (Jahnke et al., 2019).

To integrate mobile learning, Suartama and colleagues (2019) recommended a three-phase pre-analysis that (a) evaluates learners' prior knowledge and characteristics, (b) employs learning object identification to determine what must be taught about the subject, and (c) analyzes the blended learning environment to select learning activities and resources, and to determine how assessments will be conducted. To identify design principles and essential characteristics for mobile microlearning platforms, Jahnke et al. (2019) conducted a review academic research literature, industry reports, and interviews with industry professionals. Eight major themes were identified for creating effective mobile learning content: Interactive micro-content for closing practical skill gaps, creating chunked courses, highlighting the instructional flow for activity-based model of instruction, system design (i.e., App availability, push notifications, track learning progress, searchable micro-lessons), supporting learner needs, Supportive social structures, costs, and curriculum provides single lessons but sum up into certificates/degrees.

Video: Procedural Interactions and Modeling Behavior

As with online learning, video is a popular method for blended learning. Many instructors view blended learning as just putting the lecture online. While video can provide useful material for students to engage with, it needs to be used as part of an overall blended learning approach (Mitra et al., 2010). Within blended learning settings, students respond positively to video communication and it has been shown to improved perceptions of instructor immediacy and social presence (Borup, Graham, & Celasquez, 2011).

The overall use of video in blended learning is not different from the use of video previously discussed within online learning. As with video in micro learning content, it is best to keep video short. Learners often perceive long video segments as having poor alignment with other curricular learning activities and as less helpful (Lehman, Seitz, Bosse, Lutz, & Huwendiek, 2016). Also consistent to video-based learning in other areas such as online and face to face classrooms (Gholson, Coles, & Craig, 2010; Twyford & Craig, 2017), video within blended learning environments using modeling of a defined standardized procedural sequence, explanatory comments, and demonstration of infrequent procedures were perceived as most useful by students (Lehman et al., 2016).

Pedagogical Practices

Motivation and Self-regulation

Varthis and Anderson (2016) found that blended learning environments increased learner motivation, learning skills gains, active learning, perceptions of learning quality, and student self-regulation. Van Laer and Elen (2017) observed seven attributes of blended learning environments that promote self-regulation: (1) authentic tasks; (2) tailored learning experiences; (3) learner control of pace, content, sequence, and learning activities; (4) scaffolding that helps students bridge their current zone of proximal development; (5) learner collaboration with the instructor and other students; (6) using cues to signal learners to reflect on critical content; and (7) calibration processes that allow learners to evaluate their own performance. The researchers suggested that blended learning may prove more challenging for less self-regulated students than for highly self-regulated learners. However, Silva, Zambom, Rodrigues, Ramos, and de

Souza (2018) observed that providing learning analytics feedback at frequent intervals improved student self-regulation in blended learning environments.

Competency-Based Learning

Competency-based learning (CBL) is parsing of learning into specific chunks of skills and knowledge. It involves the creation of learning outcomes to clearly establish levels of mastery and assessments that allow learners to demonstrate their mastery. It is more output driven with a focus on the learner and the learning (Stafford, 2019).

The Department of Defense is responsible for training and educating personnel to a minimum level of proficiency. Traditionally, there has been a separation between these two entities. “Education” has typically emphasized incremental and gradual gains in conceptual understanding, whereas “training” has emphasized readiness, demonstrable skills, and immediate feedback (Smith, Hernandez, & Gordon, 2019). In addition, CBL is less common in education than in training because of the difficulty of extrapolating competencies from purely cognitive development (Stafford, 2019). CBL accounts for the unique training that occurs in military contexts that encompass the service members knowledge, attitude, skills, traits, abilities, and other aptitudes (Smith et al., 2019). Successful implementation of CBL can be attained by providing user-friendly, real-time mapping tools to help guide curriculum (Wong et al., 2019). Maza, Lozano, Alarcon, Zuluaga, & Fadul (2016) found that students gained flexibility and autonomy in the learning process and were able to develop cognitive, procedural, technical, integrative, professional, communicative, and reflective competence.

Although there have been decades of interest in implementing competency-based, our review found limited evidence for effectiveness within blended or eLearning environments. Previous reviews have obtained the similar results and have called for strong empirical quantitative evidence of pedagogical effectiveness (Henri, Johnson, & Nepal, 2017). This is not a recommendation that competency-based learning should be avoided or abandoned. However, empirical research on competency training, both at scale and in blended learning environments, is still lacking (see Appendix C: Competency-based Learning for more detailed discussion).

References

- Abello, C. A. M. (2018). *How professional development in blended learning influences teachers' self-efficacy*. Retrieved from ProQuest dissertations publishing (ED587961)
- Al Fadda, H. (2019). The relationship between self-regulations and online learning in an ESL blended learning context. *English Language Teaching, 12*(6), 87-93.
- Alexander, P. A., Schallert, D. L., & Reynolds, R. E. (2009). What is learning anyway? A topographical perspective considered. *Educational Psychologist, 44*(3), 176-192.
- Aguilar, S. J. (2016). Perceived motivational affordances: Capturing and measuring students' sense-making around visualizations of their academic achievement information. Retrieved from <https://deepblue.lib.umich.edu/handle/2027.42/133441>.
- Akyol, Z., Garrison, D. R., & Ozden, M. Y. (2009). Online and blended communities of inquiry: Exploring the developmental and perceptual differences. *International Review of Research in Open and Distance Learning, 10*(6), 65-83.

- Alharbi, W. (2017). E-Feedback as a scaffolding teaching strategy in the online language classroom. *Journal of Educational Technology Systems, 46*(2), 239-251.
- Alison, L., van den Heuvel, C., Waring, S., Power, N., Long, A., O'Hara, T., & Crego, J. (2013). Immersive simulated learning environments for researching critical incidents: A knowledge synthesis of the literature and experiences of studying high-risk strategic decision making. *Journal of Cognitive Engineering and Decision Making, 7*(3), 255-272.
- Allen, I. E., & Seaman, J. (2013). *Changing course: Ten years of tracing online education in the United States*. San Francisco, CA: Babson Survey Research Group and Quahog Research Group LLC.
- Anderson, T. (2003). Modes of interaction in distance education: Recent developments and research questions. In M. G. Moore & W. G. Anderson (Eds.), *Handbook of Distance Education* (pp. 129-146). New Jersey: Lawrence Erlbaum Associates.
- Andersen, K. M. & Avery, M. D. (2008). Faculty teaching time: A comparison of web-based and face-to-face graduate nursing courses. *International Journal of Nursing Education Scholarship, 5*(1), 1-12.
- Angolia, M. G., & Pagliari, L. R. (2016). Factors for successful evolution and sustainability of quality distance education. *Online Journal of Distance Learning Administration, 19*(3).
- Annand, D. (2011). Social presence within the community of inquiry framework. *The International Review of Research in Open and Distance Learning, 12*, 40-56.
- Aparicio, M., Oliveira, T., Bacao, F., & Painho, M. (2019). Gamification: A key determinant of massive open online course (MOOC) success. *Information & Management, 56*(1), 39-54.
- Baker, R. S., D'Mello, S. K., Rodrigo, M. M. T., & Graesser, A. C. (2010). Better to be frustrated than bored: The incidence, persistence, and impact of learners' cognitive-affective states during interactions with three different computer-based learning environments. *International Journal of Human-Computer Studies, 68*(4), 223-241.
- Bandura, A. (1986). *Social foundations of thought and action: A social cognitive theory*. Englewood Cliffs, NJ: Prentice-Hall.
- Bandura, A. (1989). Human agency in social cognitive theory. *American Psychologist, 44*(9), 1175-1184.
- Bandura, A. (2001). Social cognitive theory: An agentic perspective. *Annual Review of Psychology, 52*, 1-26.
- Beaven, T., Hauck, M., Comas-Quinn, A., Lewis, T., & de los Arcos, B. (2014). MOOCs: Striking the right balance between facilitation and self-determination. *MERLOT Journal of Online Learning and Teaching, 10*(1), 31-43.
- Becker, S. A., Cummins, M., Davis, A., Freeman, A., Hall, C. G., & Ananthanarayanan, V. (2017). *NMC horizon report: 2017 higher education edition* (pp. 1-60). Austin, TX: The New Media Consortium.
- Berk, R. A. (2013). Face-to-face versus online course evaluations: A "consumer's guide" to seven strategies. *Journal of Online Teaching and Learning, 9*(1), 140-148.
- Bernard, R. M., Abrami, P. C., Borokhovski, E., Wade, C. A., Tamin, R. M., Surkes, M. A., & Bethel, E. C. (2009). A meta-analysis of three types of interaction treatments in distance education. *Review of Educational Research, 79*(3), 1243-1289.

- Bingham, T., & Conner, M. (2015). *The new social learning* (2nd ed.). Alexandria, VA: ATD Press.
- Bjork, R. A. (1988). Retrieval practice and the maintenance of knowledge. In M. M. Gruneberg & R. N. Sikes (Eds.) *Practical Aspects of Memory: Current Research and Issues* (396-401). New York, NY: Wiley.
- Bloom, B., Englehart, M. D., Furst, E. J., Hill, W. H., & Krathwohl, D. R. (1956). In B. Bloom (Ed.), *Taxonomy of educational objectives: The classification of educational goals: Handbook I. Cognitive domain*. New York, NY: David McKay.
- Borup, J., Graham, C. R., & Velasquez, A. (2011). The use of asynchronous video communication to improve instructor immediacy and social presence in a blended learning environment. In A. Kitchenham (Ed.) *Blended learning across disciplines: Models for implementation* (pp. 38-57). Hershey, PA: IGI Global.
- Borup, J., West, R. E., & Graham, C. R. (2012). Improving online social presence through asynchronous video. *The Internet and Higher Education, 15*, 195-203.
- Broadbent, J., & Poon, W. L. (2015). Self-regulated learning strategies & academic achievement in online higher education learning environments: A systematic review. *The Internet and Higher Education, 27*, 1-13.
- Burnette, D. M. (2015). Negotiating the mine field: Strategies for effective online education administrative leadership in higher education institutions. *Quarterly Review of Distance Education, 16*(3), 13-25.
- Cavanagh, A. J., Chen, X., Bathgate, M., Frederick, J., Hanauer, D. I., & Graham, M. J. (2018). Trust, growth mindset, and student commitment to active learning in a college science course. *CBE—Life Sciences Education, 17*(1), ar10.
- Chen, K. C., & Jang, S. J. (2010). Motivation in online learning: Testing a model of self-determination theory. *Computers in Human Behavior, 26*(4), 741-752.
- Chi, M. T. H., & Wylie, R. (2014). The ICAP framework: Linking cognitive engagement to active learning outcomes. *Educational Psychologist, 49*(4), 219-243.
- Chuang C.-Y., Craig, S. D., & Femiani, J. (2015). The role of certainty and time delay in student's cheating decisions during online testing. In *Proceedings of the 37th Annual Meeting of the Cognitive Science Society*. Austin, TX: Cognitive Science Society.
- Claman, F. L. (2015). The impact of multiuser virtual environments on student engagement. *Nurse Education in Practice, 15*(1), 13-16.
- Clark, H., Jassal, P. K., Van Noy, M., & Paek, P. L. (2018). A new work-and-learn framework. In D. Ifenthaler (Ed.), *Digital workplace learning* (pp. 23-41). New York, NY: Springer.
- Coleman, J. (1990). *Foundations of social theory*. Cambridge, MA: Belknap.
- Coll, C., Rochera, M. J., de Gispert, I., & Diaz-Barriga, F. (2013). Distribution of feedback among teacher and students in online collaborative learning in small groups. *Digital Education Review, 23*, <http://greav.ub.edu/der/>
- Colliver, J. A. (2000). Effectiveness of problem-based learning curricula: Research and theory. *Academic Medicine, 75*, 259-266.
- Cook, D. A., & Artino, A. R. (2016). Motivation to learn: an overview of contemporary theories. *Medical Education, 50*, 997-1014.
- Cook, V., & Uranis, J. (2019). Supporting online program quality through online enterprise-level standards. In *Ensuring Quality and Integrity in Online Learning Programs* (pp. 254-280). Hershey, PA: IGI Global.
- Correia, A., Cassola, F., Azevedo, D., Pinheiro, A., Morgado, L., Martins, P., Fonesca, B., & Paredes, H. (2014). Meta-theoretic assumptions and bibliometric evidence

- assessment on 3-D virtual worlds as collaborative learning ecosystems. *Journal of Virtual Worlds Research*, 7(3), 1–18. Retrieved from <https://search.ebscohost.com.ezproxy1.lib.asu.edu/login.aspx?direct=true&db=ufh&AN=97397180&site=ehost-live>
- Cowan, N. (2000). The magical number 4 in short-term memory: A reconsideration of mental storage capacity. *Behavioral and Brain Sciences*, 24(1), 87-185.
- Cowan, N. (2010). The magical mystery four: How is working memory capacity limited, and why? *Current Directions in Psychological Science*, 19(1), 51-57.
- Craig, S. D. (2017). Learning through observation. In K. Peppler (Ed.), *The SAGE encyclopedia of out-of-school learning* (Vol.1) (pp. 434-436). Los Angeles, CA: SAGE.
- Craig, S. D., Chi, M. T. H., & VanLehn, K. (2009). Improving classroom learning by collaboratively observing human tutoring videos while problem solving. *Journal of Educational Psychology*, 101, 779-789.
- Craig, S. D., & Douglas, I. (2019). Distributed learning instructional theories. In J. J. Walcutt & S. Schatz (Eds.), *Modernizing learning: Building the future learning ecosystem* (pp. 43-60). Washington, DC: Government Publishing Office.
- Craig, S. D., Gholson, B., & Driscoll, D. (2002). Animated pedagogical agents in multimedia educational environments: Effects of agent properties, picture features, and redundancy. *Journal of Educational Psychology*, 94, 428-434.
- Craig, S., Graesser, A., Sullins, J., & Gholson, B. (2004). Affect and learning: An exploratory look into the role of affect in learning with AutoTutor. *Journal of Educational Media*, 29(3), 241-250.
- Craig, S. D., Hu, X., Graesser, A. C., Bargagliotti, A. E., Sterbinsky, A., Cheney, K. R., & Okwumabua, T. (2013). The impact of a technology-based mathematics after-school program using ALEKS on student's knowledge and behaviors. *Computers & Education*, 68, 495-504.
- Craig, S. D., Sullins, J., Witherspoon, A., & Gholson, B. (2006). The deep-level-reasoning-question effect: The role of dialogue and deep-level-reasoning questions during vicarious learning. *Cognition and Instruction*, 24(4), 565-59
- Danker, B. (2015). Using flipped classroom approach to explore deep learning in large classrooms. *IAFOR Journal of Education*, 3(1), 171-186.
- Davis, D., Chen, G., Hauff, C., & Houben, G. J. (2018). Activating learning at scale: A review of innovations in online learning strategies. *Computers & Education*, 125, 327-344.
- Deci, E. L., & Ryan, R. M. (2008). Self-determination theory: A macrotheory of human motivation, development, and health. *Canadian Psychology/Psychologie Canadienne*, 49(3), 182-185.
- De Jong, T. (2010). Cognitive load theory, educational research, and instructional design: Some food for thought. *Instructional Science*, 38(2), 105-134.
- deKoning, B. B., Hoogerheide, V., & Bouchiex, J.-M. (2018). Development and trends in learning with instructional video. *Computers in Human Behavior*, 89, 395-398.
- Deri, M. A., Mills, P., and McGregor, D. (2018). Structure and evaluation of a flipped general chemistry course as a model for small and large gateway science courses at an urban public institution. *Journal of College Science Teaching*, 47(3), 68-77.
- D'Mello, S., & Graesser, A. (2012). Dynamics of affective states during complex learning. *Learning and Instruction*, 22(2), 145-157.

- Dooley, K. E., & Murphrey, T. P. (2000). How the perspectives of administrators, faculty, and support units impact the rate of distance education adoption. *Online Journal of Distance Learning Administration*, 3(4), 1-12.
- Dron, J. (2007). Designing the undesignable: Social software and control. *Educational Technology & Society*, 10(3), 60-71.
- Du, J., Fan, X., Xu, J., Wan, C., Sun, L., & Liu, F. (2019). Predictors for students' self-efficacy in online collaborative groupwork. *Educational Technology Research and Development*, 67, 767-791.
- Duphorne, P. L., & Gunawardena, C. N. (2005). The effect of three computer conferencing designs on critical thinking skills of nursing students. *The American Journal of Distance Education*, 19(1), 37-50.
- Dziuban, C., Graham, C. R., Norberg, A., & Sicilia, N. (2018). Blended learning: The new normal and emerging technologies. *International Journal of Educational Technology in Higher Education*, 15(3).
- Dziuban, C., & Moskal, P. (2011). A course is a course: Factor invariance in student evaluation of online, blended and face-to-face learning environments. *The Internet and Higher Education*, 14(4), 236-241.
- Eccles, J. S., Adler, T. F., Futterman, R., Goff, S. B., Kaczala, C. M., Meece, J. L., & Midgley, C. (1983). Expectancies, values, and academic behaviors. In J. T. Spence (Ed.), *Achievement and achievement motivation* (pp. 75-146). San Francisco, CA: W. H. Freeman.
- Eccles, J., & Wigfield, A. (2002). Motivational beliefs, values, and goals. *Annual Review of Psychology*, 53(1), 109-132.
- Elliot, A. J. (2005). A conceptual history of the achievement goal construct. In A. J. Elliot, & C. S. Dweck (Eds.), *Handbook of Competence and Motivation* (pp. 52-72). New York, NY: Guilford Press.
- Elliot, A. J., & McGregor, H. A. (2001). A 2 X 2 achievement goal framework. *Journal of Personality and Social Psychology*, 80, 501-519.
- Elliot, A. J., Murayama, K., & Pekrun, R. (2011). A 3x2 achievement goal model. *Journal of Educational Psychology*, 103(3), 632-648.
- Emmanuel, J. P., & Lamb, A. (2017). Open, online, and blended: Transactional interactions with MOOC content by learners in three different course formats. *Online Learning*, 21(2).
- Enfield, J. (2013). Looking at the impact of the flipped classroom model of instruction on undergraduate multimedia students at CSUN. *TechTrends*, 57(6), 14-27.
- Erb, S., & Shaw, R. (2019). Culture Change. In J. J. Walcutt & S. Schatz (Eds.), *Modernizing learning: Building the future learning ecosystem* (pp. 339-356). Washington, DC: Government Publishing Office.
- Ertmer, P. A., & Newby, T. J. (2013). Behaviorism, cognitivism, constructivism: Comparing critical features from an instructional design perspective. *Performance Improvement Quarterly*, 26(2), 43-71
- Fain, P. (2019, Dec. 16). Feds drop experiment on competency-based ed. Retrieved from <https://www.insidehighered.com/quicktakes/2019/12/16/feds-drop-experiment-competency-based-ed>.
- Fernandez, M., Wegerif, R., Mercer, N., & Rojas-Drummond, S. (2001). Re-conceptualizing "Scaffolding" and the Zone of Proximal Development in the context of asymmetrical collaborative learning. *Journal of Classroom Interaction*, 36(2), 40-54.

- Freudenberg, B., Cameron, C., & Brimble, M. (2011). The importance of self: Developing students' self-efficacy through work integrated learning. *The International Journal of Learning*, 17(10), 479-496.
- Fuentes, G. (2018). Real Readiness: Marine Corps moves to integrate live-virtual-constructive training. *Sea Power*, 61(4), 33–35. Retrieved from [https://search-ebscohost-com.ezproxy1.lib.asu.edu/login.aspx?direct=true&db=mth&AN=129407056&site=ehost-live](https://search.ebscohost.com.ezproxy1.lib.asu.edu/login.aspx?direct=true&db=mth&AN=129407056&site=ehost-live)
- Gamberini L., Chittaro L., Spagnolli A., Carlesso C. (2015). Psychological response to an emergency in virtual reality: Effects of victim ethnicity and emergency type on helping behavior and navigation. *Computers in Human Behavior*, 48, 104-113.
- Garrison, D. R. (2017). *E-learning in the 21st century: A Community of Inquiry Framework for research and practice* (3rd ed.). New York, NY: Routledge.
- Garrison, D. R., Anderson, T., & Archer, W. (2000). Critical inquiry in a text-based environment: Computer conferencing in higher education. *The Internet and Higher Education*, 2(2-3), 87-105.
- Garrison, D. R., Anderson, T., & Archer, W. (2001) Critical thinking, cognitive presence, and computer conferencing in distance education, *American Journal of Distance Education*, 15(1), 7-23.
- Garrison, D. R., & Arbaugh, J. B. (2007). Researching the community of inquiry framework: Review, issues, and future directions. *Internet and Higher Education*, 10, 157-172.
- Gholson, B. & Craig, S. D. (2006). Promoting constructive activities that support vicarious learning during computer-based instruction. *Educational Psychology Review*, 18, 119-139.
- Gholson, B., Coles, R., & Craig, S. D. (2010). Features of computerized multimedia environments that support vicarious learning processes. In M. S. Khine & I. M. Saleh (Eds.), *New science of learning: Cognition, computers, and collaboration in education* (pp. 53–78). New York: Springer.
- Gibbs, G., & Simpson, C. (2005). Conditions under which assessment supports students' learning. *Learning and Teaching in Higher Education*, 1, 3-31.
- Giattino, T., & Stafford, M. (2019). Governance for learning ecosystems. In J. J. Walcutt & S. Schatz (Eds.), *Modernizing learning: Building the future learning ecosystem* (pp. 317-338). Washington, DC: Government Publishing Office.
- Glover, C. & Brown, E. (2007). Written feedback for students: Too much, too detailed or too incomprehensible to be effective? *Bioscience Education*, 7(1), 1-16.
- Goggins, S. P., Jahnke, I., & Wulf, V. (2013). *Computer-supported collaborative learning at the workplace*. New York: Springer.
- Graesser, A. C. (2009). Cognitive scientists prefer theories and testable principles with teeth. *Educational Psychologist*, 44(3), 193-197.
- Graesser A., Hu, X., & Ritter, S. (2019). History of distributed learning. In J. J. Walcutt & S. Schatz (Eds.), *Modernizing learning: Building the future learning ecosystem*. Washington, DC: Government Publishing Office.
- Graham, C. R., & Dziuban, C. (2008). Blended learning environments. In J. M. Spector, M. D. Merrill, & J. J. G. Van Merriënboer (Eds.), *Handbook of research on educational*

- communications and technology* (3rd ed.) (269-276). Mahwah, NJ: Lawrence Earlbaum Associates.
- Hai-Jew, S. (2006). Operationalizing trust: Building the online trust student survey (OTSS). *Journal of Interactive Instruction Development*, 19(2), 16-30.
- Hai-Jew, S. (2007). The trust factor in online instructor-led college courses. *Journal of Interactive Instruction Development*, 19(3), 11-25.
- Harvey, P., Radomski, N., & O'Connor, D. (2013). Written feedback and continuity of learning in a geographically distributed medical education program. *Medical Teacher*, 35, 1009-1013.
- Hattie, J. (2009). *Visible learning: A synthesis of over 800 meta-analyses relating to achievement*. New York, NY; Routledge.
- Hattie, J. (2012). *Visible learning for teachers: Maximizing impact on learning*. New York; NY: Routledge.
- Henri, M., Johnson, M. D., & Nepal, B. (2017). A review of competency-based learning: Tools, assessments, and recommendations. *Journal of engineering education*, 106(4), 607-638.
- Hmelo-Silver, C. E., Duncan, R. G., & Chinn, CA. (2007). Scaffolding and achievement in problem-based and inquiry learning: A response to Kirschner, Sweller, and Clark (2006). *Educational Psychologist*, 42(2), 99-107.
- Ho, S. C. E. (2019). Social capital and education. Retrieved from <https://education.stateuniversity.com/pages/2427/Social-Capital-Education.html>
- Ho, A. D., Reich, B. F. J., Nesterko, S. O., Seaton, D. T., Mullaney, T. P., Waldo, J. H., & Chuang, I. (2014). HarvardX and MITx: The first year of open online courses, Fall 2012-Summer 2013. *HarvardX and MITx Working Paper*, 1, 1-33.
- Hug, T., Lindner, M., & Bruck, P.A. (2006). Microlearning: Emerging concepts, practices, and technologies after e-learning, In *Proceedings of Microlearning*. Innsbruck: Innsbruck University Press
- Irvine, J. (2018). A framework for comparing theories related to motivation in education. *Research in Higher Education Journal*, 35.
- Jahnke, I., Lee, Y., Pham, M., He, H., & Austin, L. (2019). Unpacking the inherent design principles of mobile microlearning. *Technology, Knowledge and Learning*. <https://doi.org/10.1007/s10758-019-09413-w>
- Kamilali, D., & Sofianopoulou, C., (2013). Lifelong Learning and Web 2.0: Microlearning and Self-Directed Learning. In *Proceedings of EDULEARN13 Conference* (pp. 361-366). EduLearn.
- Kennan, S., Bigatel, P., Stockdale, S., & Hoewe, J. (2018). The (lack of) influence of age and class standing on preferred teaching behaviors for online students. *Online Learning*, 22(1), 163-181.
- Kenney, J., & Newcombe, E. (2011). Adopting a blended learning approach: Challenges encountered, and lessons learned in an action research study. *Journal of Asynchronous Learning Networks*, 15(1), 45-57.
- Kim, J. Y., & Lim, K. Y. (2019). Promoting learning in online, ill-structured problem solving: The effects of scaffolding type and metacognition level. *Computers & Education*, 138, 116-129.
- Kirschner, P. A. (2017). Stop propagating the learning styles myth. *Computers & Education*, 106, 166-171.

- Kizilcec, R. F., Pérez-Sanagustín, M., & Maldonado, J. J. (2017). Self-regulated learning strategies predict learner behavior and goal attainment in Massive Open Online Courses. *Computers & Education, 104*, 18-33.
- Kovanovic, V., Joksimovic, S., Poquet, O., Hennis, T., Cukic, I., de Vries, P., Hatala, M., Dawson, S., & Siemens, G. (2018). Exploring communities of inquiry in Massive Open Online Courses. *Computers & Education, 119*, 44-58.
- Kurzweil, D., & Marcellas, K. (2019). Instructional designers and learning engineers. In J. J. Walcutt & S. Schatz (Eds.). *Modernizing learning: Building the future learning ecosystem* (pp. 317-316). Washington, DC: Government Publishing Office.
- Laws, R. D., Howell, S. L., & Lindsay, N. K. (2003). Scalability in distance education: "Can we have our cake and eat it too?" *Online Journal of Distance Education, 6*(4).
- Lehmann, R., Seitz, A., Bosse, H. M., Lutz, T., & Huwendiek, S. (2016). Student perceptions of a video-based blended learning approach for improving pediatric physical examination skills. *Annals of Anatomy-Anatomischer Anzeiger, 208*, 179-182.
- Levine, R. (2003). *The power of persuasion: How we're bought and sold*. Hoboken, NJ: John Wiley & Sons.
- Lin, S. Y., & Overbaugh, R. C. (2009). Computer-mediated discussion, self-efficacy and gender. *British Journal of Educational Technology, 40*(6), 999-1013.
- Lindner, M. (2007). What is microlearning? (Introductory Note). In *3rd International Microlearning 2007 Conference*. Innsbruck: Innsbruck University Press
- Liu, Q., Peng, W., Zhang, F., Hu, R., Li, Y., & Yan, W. (2016). The effectiveness of blended learning in health professions: Systematic review and meta-analysis. *Journal of Medical Internet Research, 18*(1).
- Loizzo, J., Ertmer, P. A., Watson, W. R., & Watson, S. L. (2017). Adult MOOC learners as self-directed: Perceptions of motivation, success, and completion. *Online Learning, 21*(2).
- Long, R., Hruska, M., Medford, A. L., Murphy, J. S., Newton, C., Kilcullen, T., & Harvey, R. L. (2015). Adapting gunnery training using the experience API. In *Proceedings of the Interservice/Industry Training, Simulation, and Education Conference (IITSEC)*. Orlando, FL.
- Ludwig-Hardman, S., & Dunlap, J. C. (2003). Learner support services for online students: Scaffolding for success. *International Journal of Research in Open and Distance Learning, 4*(1).
- MacHardy, Z., & Pardos, Z. A. (2015). Evaluating the relevance of educational videos using BKT and big data. In O. C. Santos, J. G. Boticario, C. Romero, M. Pechenizkiy, A. Merceron, P. Mitros, J. M. Luna, C. Mihaescu, P. Moreno, A. HersHKovitz, S. Ventura, & M. Desmarais (Eds.), *Proceedings of the 8th International Conference on Educational Data Mining, Madrid, Spain*. <http://educationaldatamining.org/EDM2015/index.php?page=proceedings>
- Maddrell, J. A., Morrison, G. R., & Watson, G. S. (2017). Presence and learning in a community of inquiry. *Distance Education, 38*(2), 245-258.
- Malaga, R. A., & Koppel, N. B. (2017). A comparison of video formats for online teaching. *Contemporary Issues in Education Research, 10*(1), 7-12.
- Martin, N., Kelly, N., & Terry, P. C. (2018). A framework for self-determination in massive open online courses: Design for autonomy, competence, and relatedness. *Australasian Journal of Educational Technology, 34*(2), 35-55.
- Martin, M. C., Martin, M. J., & Feldstein, A. P. (2017). Using Yellowdig in marketing courses: An analysis of individual contributions and social interactions in online classroom communities and their impact on student learning and engagement. *Global Journal of Business Pedagogy, 1*(1), 55-73.

- Mayer, R. E. (2009). *Multimedia learning* (2nd ed.). New York, NY: Cambridge University Press.
- Mayer, R. E. (2017). Using multimedia for e-learning. *Journal of Computer Assisted Learning*, 33, 403-423.
- Mayer, R. E., & Estrella, G. (2014). Benefits of emotional design in multimedia instruction. *Learning and Instruction*, 33, 12-18.
- Maza, E. M. T., Lozano, M. T. G., Alarcón, A. C. C., Zuluaga, L. M., & Fadul, M. G. (2016). Blended learning supported by digital technology and competency-based medical education: a case study of the social medicine course at the Universidad de los Andes, Colombia. *International Journal of Educational Technology in Higher Education*, 13(1), <https://doi.org/10.1186/s41239-016-0027-9>
- McGee, P., & Reis, A. (2012). Blended course design: A synthesis of best practices. *Journal of Asynchronous Learning Networks*, 16(4), 7-22.
- McLoughlin, C., & Lee, M. J. W. (2010). Personalised and self-regulated learning in the Web 2.0 era: International exemplars of innovative pedagogy using social software. *Australasian Journal of Educational Technology*, 26(1), 28-43.
- Means, B., Toyama, Y., Murphy, R., & Baki, M. (2013). The effectiveness of online and blended learning: A meta-analysis of the empirical literature. *Teachers College Record*, 115, 1-47.
- Millichap, N., & Vogt, K. (2012). Building blocks for college completion: Blended learning. *EDUCAUSE Review*, 1-20.
- Milligan, C., & Littlejohn, A. (2016). How health professionals regulate their learning in massive open online courses. *The Internet and Higher Education*, 31, 113-121.
- Miner, J., & Stefaniak, J. E. (2018). Learning via video in higher education: An exploration of instructor and student perceptions. *Journal of University Teaching & Learning Practice*, 15(2), Article 2.
- Mitra, B., Lewin-Jones, J., Barrett, H., & Williamson, S. (2010). The use of video to enable deep learning. *Research in Post-Compulsory Education*, 15(4), 405-414.
- Mohammed, G. S., Wakil, K., & Nawroly, S. S. (2018). The effectiveness of microlearning to improve students' learning ability. *International Journal of Educational Research Review*, 3(3), 32-38
- Moore, M. G., & Kearsley, G. (2011). *Distance education: A systems view of online learning* (3rd ed.). Belmont, CA: Wadsworth Cengage Learning.
- Moskal, P., Dziuban, C., & Hartman, J. (2012). Blended learning: A dangerous idea? *Internet and Higher Education*, 18, 15-23.
- Muilenburg, L. Y. & Berge, Z. L. (2001). Barriers to distance education: A factor-analytic study. *The American Journal of Distance Education*, 15(2), 7-22.
- Muljana, P. S., & Luo, T. (2019). Factors contributing to student retention in online learning and recommended strategies for improvement: A systematic literature review. *Journal of Information Technology Education: Research*, 18, 19-57.
- Murphy, J., Hannigan, F., Hruska, M., Medford, A., & Diaz, G. (2016). Leveraging interoperable data to improve training effectiveness using the Experience API (xAPI). In *International Conference on Augmented Cognition* (pp. 46-54). Springer, Cham.
- Nagle, L., & Kotze, T. (2010). Supersizing e-learning: What a CoI survey reveals about teaching presence in a large online class. *The Internet and Higher Education*, 13(1-2), 45-51.
- National Center for Education Statistics Fast Facts. (2018). Retrieved from <https://nces.ed.gov/fastfacts/display.asp?id=80>

- National Center for Education Statistics. (2018). Table 311.15: Number and percentage of students enrolled in degree-granting postsecondary institutions, by distance education participation, location of student, level of enrollment, and control and level of institution: Fall 2016 and fall 2017. In U. S. Department of Education, National Center for Education Statistics (Ed.), *Digest of Education Statistics* (2018 ed.). Retrieved from <https://nces.ed.gov/fastfacts/display.asp?id=80>
- National Academies of Sciences, Engineering, and Medicine. (2018). *How people learn II: Learners, contexts, and cultures*. National Academies Press.
- National Research Council. (2000). *How people learn: Brain, mind, experience, and school: Expanded edition*. National Academies Press.
- Nielsen, J., & Molich, R. (1990). Heuristic evaluation of user interfaces. *Proceedings of the SIGCHI Conference on Human Factors in Computing Systems* (pp. 249-256). ACM.
- Nikou, S. A., & Economides, A. A. (2018). Mobile-based micro-learning and assessment: Impact on learning performance and motivation of high school students. *Journal of Computer Assisted Learning*, 34(3), 269-278.
- Norman, D. A. (2013). *The design of everyday things: Revised and expanded edition*. Philadelphia, PA: Basic Books.
- Odegard, T. N., & Koen, J. D. (2007). "None of the above" as a correct and incorrect alternative on a multiple-choice test: Implications for the testing effect. *Memory*, 15(8), 873-885.
- Plass, J. L., & Kaplan, U. (2016). Emotional design in digital media for learning. In *Emotions, technology, design, and learning* (pp. 131-161). Cambridge, MA: Academic Press.
- Paas, F., & Sweller, J. (2014). Implications of cognitive load theory for multimedia learning. In R. E. Mayer's (Ed.), *Cambridge Handbook of Multimedia Learning* (2nd ed.) (pp. 27 - 42). New York, NY: Cambridge University Press.
- Panadero, E. (2017). A review of self-regulated learning: Six models and four directions for research. *Frontiers in Psychology*, 8(422).
- Papamitsiou, Z., & Economides, A. A. (2014). Learning analytics and educational data mining in practice: A systematic literature review of empirical evidence. *Journal of Educational Technology & Society*, 17(4), 49-64.
- Pardo, A., Han, F., & Ellis, R. A. (2016). Combining university student self-regulated learning indicators and engagement with online learning events to predict academic performance. *IEEE Transactions on Learning Technologies*, 10(1), 82-92.
- Park, J.-H., & Choi, H. J. (2009). Factors influencing adult learners' decision to drop out or persist in online learning. *Educational Technology & Society*, 12(4), 207-2017.
- Park, B., Knörzer, L., Plass, J. L., & Brünken, R. (2015). Emotional design and positive emotions in multimedia learning: An eyetracking study on the use of anthropomorphisms. *Computers & Education*, 86, 30-42.
- Pashler, H., Bain, P., Bottge, B., Graesser, A., Koedinger, K., McDaniel, M., & Metcalf, J. (2007). *Organizing instruction and study to improve student learning*. Washington, DC: National Center for Education Research, Institute of Education Sciences, U.S. Department of Education. Retrieved from <http://ncer.ed.gov>
- Patterson, R., Pierce, B., Bell, H. H., Andrews, D., & Winterbottom, M. (2009). Training robust decision making in immersive environments. *Journal of Cognitive Engineering and Decision Making*, 3(4), 331-361.
- Pekrun, R., Goetz, T., Titz, W., & Perry, R. P. (2002). Academic emotions in students' self-regulated learning and achievement: A program of qualitative and quantitative research. *Educational Psychologist*, 37(2), 91-105.

- Plass, J. L., Heidig, S., Hayward, E. O., Homer, B. D., & Um, E. (2014). Emotional design in multimedia learning: Effects of shape and color on affect and learning. *Learning and Instruction, 29*, 128-140.
- Reich, J., & Ruipérez-Valiente, J. A. (2019). The MOOC pivot. *Science, 363*(6423), 130-131.
- Ricci, G. A. (2002). *System infrastructure needs for web course delivery: A survey of online courses in Florida community colleges*. (Doctoral Dissertation). Retrieved from <https://files.eric.ed.gov/fulltext/ED469892.pdf>
- Rockinson-Szapkiw, A. J. (2012). The influence of computer-mediated communication systems on community. *E-Learning and Digital Media, 9*(1), 83-95.
- Rockinson-Szapkiw, A., & Wendt, J. (2015). Technologies that assist in online group work: A comparison of synchronous and asynchronous computer mediated communication technologies on students' learning and community. *Journal of Educational Multimedia and Hypermedia, 24*(3), 263-276.
- Roll, I., Russell, D. M., & Gašević, D. (2018). Learning at scale. *International Journal of Artificial Intelligence in Education, 28*(4), 471-477.
- Rourke, L., & Kanuka, H. (2009). Learning in communities of inquiry: A review of the literature. *Journal of Distance Education, 23*(1), 19-48.
- Rovai, A. P. (2002). Sense of community, perceived cognitive learning, and persistence in asynchronous learning networks. *The Internet and Higher Education, 5*(4), 319-332.
- Roby, T., Ashe, S., Singh, N., & Clark, C. (2013). Shaping the online experience: How administrators can influence student and instructor perceptions through policy and practice. *The Internet and Higher Education, 17*, 29-37.
- Roehl, A., Reddy, S. L., & Shannon, G. J. (2013). The flipped classroom: An opportunity to engage millennial students through active learning strategies. *Journal of Family & Consumer Sciences, 105*(2), 44-49.
- Romrell, D., Kidder, L., & Wood, E. (2014). The SAMR model as a framework for evaluating mLearning. *Online Learning Journal, 18*(2). Retrieved from <https://www.learntechlib.org/p/183753/>.
- Roscoe, R., D., Branaghan, R., Cooke, N. J., & Craig, S. D. (2017). Human systems engineering and educational technology. In R. D. Roscoe, S. D. Craig, and I. Douglas (Eds.), *End-user considerations in educational technology design*. (pp. 1-34). New York, NY: IGI Global.
- Roscoe, R. D., Becker, D. V., Branaghan, R. J., Chiou, E. K., Gray, R., Craig, S. D., Gutzwiller, R. S., & Cooke, N. J. (2019). Bridging psychology and engineering to make technology work for people. *American Psychologist, 74*(3), 394-406.
- Rovai, A. P. & Downey, J. R. (2010). Why some distance education programs fail while others succeed in a global environment. *The Internet and Higher Education, 13*(3), 141-147.
- Ryan, R. M., & Deci, E. L. (2000). Self-determination theory and the facilitation of intrinsic motivation, social development, and well-being. *American Psychologist, 55*(1), 68-78.
- Ryan, R. M., & Deci, E. L. (2006). Self-regulation and the problem of human autonomy: Does psychology need choice, self-determination, and will? *Journal of Personality, 74*(6), 1557-1586.
- Scagnoli, N. I., Choo, J., & Tian, J. (2019). Students' insights on the use of video lectures in online classes. *British Journal of Educational Technology, 50*(1), 399-414.
- Schell, J. (2012, April 6). Can you flip large classes? [web log comment]. Retrieved from <http://blog.peerinstruction.net/2012/04/06/can-you-flip-large-classes/>

- Schmidt, H. (2010). A review of the evidence: Effects of problem-based learning on students and graduates of Maastricht medical school. In H. van Berkel, A. Scherpbier, H. Hillen, & C. van der Bleuten (Eds.), *Lessons from problem-based learning*. Oxford, England: Oxford Scholarship Online.
- Schneider, S., Nebel, S., & Rey, G. D. (2016). Decorative pictures and emotional design in multimedia learning. *Learning and Instruction, 44*, 65-73.
- Schroeder, N. L. & Cenkci, A. T. (in press). Do measures of cognitive load explain the spatial split-attention principle in multimedia learning environments? A systematic review. *Journal of Educational Psychology*, <http://dx.doi.org/10.1037/edu0000372>
- Shahrtash, F. (2017). Multidimensional thinking in a community of inquiry (CoI) vs. critical thinking (CT). *Budhi: A Journal of Ideas and Culture, 21*(3), 14-43.
- Shea, P., & Bidjerano, T. (2012). Learning presence as a moderator in the community of inquiry model. *Computers & Education, 59*, 316-326.
- Shea, P., Hayes, S., Uzuner-Smith, S., Gozza-Cohen, M., Vickers, J., & Bidjerano, T. (2014). Reconceptualizing the community of inquiry framework: An exploratory analysis. *Internet and Higher Education, 23*, 9-17.
- Shubeck, K. T., Craig, S. D., & Hu, X. (2016). Live-action mass-casualty training and virtual world training: A comparison. *Proceedings of the Human Factors & Ergonomics Society Annual Meeting* (pp. 2103-2107). Los Angeles: SAGE.
- Shute, V. J. (2008). Focus on formative feedback. *Review of educational research, 78*(1), 153-189.
- Silva, J. C. S., Zambom, E., Rodrigues, R. L., Ramos, J. L. C., & de Souza, F da F. (2018). Effects of learning analytics on students' self-regulated learning in flipped classroom. *International Journal of Information and Communication Education, 14*(3), 91-107.
- Smith, B., Hernandez, M., & Gordon, J. (2019). *Competency-based learning in 2018*. Washington, D. C.: Government Publishing Office.
- Smith, G. G., & Kurthen, H. (2007). Frontstage and back-stage in hybrid e-learning face-to-face courses. *International Journal on E-learning, 6*(3), 455-474.
- Sohoni, S. & Craig, S. D. (2016). Making the case for adopting and evaluating innovative pedagogical techniques in engineering classrooms. *ASEE Annual Conference and Expo*. New Orleans, LA, June 2016.
- Sohoni, S., Craig, S. D., & Vedula, K. (2017). A blueprint for an ecosystem for supporting high quality education for engineering. *Journal of Engineering Education Transformations, 30*(4), 58-66.
- Stacey, E., & Gerbic, P. (2008). Success factors for blended learning. *Proceedings Ascilite Melbourne*. Retrieved from <http://citeseerx.ist.psu.edu/viewdoc/download?doi=10.1.1.467.6933&rep=rep1&type=pdf>
- Stafford, M. (2019). Competency-based learning. In J. J. Walcutt & S. Schatz (Eds.), *Modernizing learning: Building the future learning ecosystem* (pp. 243-268). Washington, D. C.: Government Publishing Office.
- Stark, L., Brünken, R., & Park, B. (2018). Emotional text design in multimedia learning: A mixed-methods study using eye tracking. *Computers & Education, 120*, 185-196.
- Stodd, J., & Reitz, E. (2019). Social Learning. In J. J. Walcutt & S. Schatz (Eds.), *Modernizing learning: Building the future learning ecosystem* (pp. 269-284). Washington, DC: Government Publishing Office.

- Su, Y., Zheng, C., Liang, J-C., & Tsai, C.C. (2018). Examining the relationship between English language learners' online self-regulation and their self-efficacy. *Australasian Journal of Educational Technology*, 34(3), 105-121.
- Suartama, I. K., Setyosari, P., & Ulfa, S. (2019). Development of an instructional design model for mobile blended learning in higher education. *International Journal of Emerging Technologies in Learning (ijET)*, 14. 4-22. 10.3991/ijet.v14i16.10633.
- Sweller, J. (2010). Element interactivity and intrinsic, extraneous, and germane cognitive load. *Educational Psychology Review*, 22(2), 123-138.
- Sweller, J., Ayres, P., & Kalyuga, S. (2011). *Cognitive load theory*. New York, NY: Springer.
- Taft, S. H., Kesten, K., & El-Banna, M. M. (2019). One size does not fit all: Toward an evidence-based framework for determining online course enrollment sizes in higher education. *Online Learning*, 23(3), 188-233.
- Taft, S.H., Perkowski, T., & Martin, L. S. (2011). A framework for evaluating class size in online education. *The Quarterly Review of Distance Education*, 12(3), 181-197.
- Tamim, R. M., Bernard, R. M., Borokhovski, E., Abrami, P. C., & Schmid, R. F. (2011). What forty years of research says about the impact of technology on learning: A second-order meta-analysis and validation study. *Review of Educational Research*, 81(1), 4-28.
- Thomas, R. A., West, R. E., & Borup, J. (2017). An analysis of instructor social presence in online text and asynchronous video feedback comments. *Internet and Higher Education*, 33, 61-73.
- Thompson, T. L., & MacDonald, C. J. (2005). Community building, emergent design and expecting the unexpected: Creating a quality eLearning experience. *The Internet and Higher Education*, 8(3), 233-249.
- Timmers, C. F., Walraven, A., & Veldkamp, B. P. (2015). The effect of regulation feedback in a computer-based formative assessment on information problem-solving. *Computers & Education*, 87, 1-9.
- Tolu, A. T. (2013). Creating effective communities of inquiry in online courses. *Procedia-Social and Behavioral Sciences*, 70, 1049-1055.
- Tomei, L. (2006). The impact of online teaching on faculty load: Computing the ideal class size for online courses. *Journal of Technology and Teacher Education*, 14(3), 531-541.
- Twyford, J. & Craig, S. D. (2017). Modeling goal setting within a multimedia environment on complex physics content. *Journal of Educational Computing Research*, 55(3), 374-394.
- Um, E., Plass, J. L., Hayward, E. O., & Homer, B. D. (2012). Emotional design in multimedia learning. *Journal of Educational Psychology*, 104(2), 485.
- VanLehn, K. (2011). The relative effectiveness of human tutoring, intelligent tutoring systems, and other tutoring systems. *Educational Psychologist*, 46, 197-221.
- Vansteenkiste, M., Lens, W., & Deci, E. L. (2006). Intrinsic versus extrinsic goal contents in self-determination theory: Another look at the quality of academic motivation. *Educational Psychologist*, 41(1), 19-31.
- Venter, A. (2019). Social media and social capital in online learning. *South African Journal of Higher Education*, 33(3), 241-257.
- Walcutt, J.J. & Schatz, S. (2019). Modernizing learning. In J. J. Walcutt & S. Schatz (Eds.), *Modernizing learning: Building the future learning ecosystem* (pp. 3-16). Washington, DC: Government Publishing Office.
- Wang, S.-L., & Wu, P.-Y. (2008). The role of feedback and self-efficacy on web-based learning. The social cognitive perspective. *Computers & Education*, 51, 1589-1598.
- Weiner, B. (1979). A theory of motivation for some classroom experiences. *Journal of Educational Psychology*, 71(1), 3-25.

- Weiner, B. (1985). An attributional theory of achievement motivation and emotion. *Psychological Review*, 92(4), 548–573.
- Weiner, B. (2005). Motivation from an attribution perspective and the social psychology of perceived competence. In A. J. Elliot, & C. S. Dweck (Eds.), *Handbook of competence and motivation* (pp.73-84). New York, NY: Guilford Press.
- Weiner, B. (2010). The development of an attribution-based theory of motivation: A history of ideas. *Educational Psychologist*, 45(1), 28-36.
- West, R. E., Jay, J., Armstrong, M., & Borup, J. (2017). “Picturing Them Right in Front of Me”: Guidelines for Implementing Video Communication in Online and Blended Learning. *TechTrends*, 61(5), 461-469.
- Wigfield, A. (1994). Expectancy-value theory of achievement motivation: A developmental perspective. *Educational Psychology Review*, 6(1), 49–78.
- Wigfield, A., & Eccles, J. (2000). Expectancy–value theory of achievement motivation. *Contemporary Educational Psychology*, 25(1), 68–81.
- Wigfield, A., & Cambria, J. (2010). Students’ achievement values, goal orientations, and interest: Definitions, development, and relations to achievement outcomes. *Developmental Review*, 30(1), 1–35.
- Winne, P. H. (2005). A perspective on state-of-the-art research on self-regulated learning. *Instructional science*, 33(5/6), 559-565.
- Winne, P. H. (2018). Theorizing and researching levels of processing in self-regulated learning. *British Journal of Educational Psychology*, 88(1), 9-20.
- Wood, D., Bruner, J., & Ross, G. (1976). The role of tutoring in problem solving. *Journal of Child Psychology and Psychiatry*, 17, 89-100.
- Wong, J., Baars, M., Davis, D., Van Der Zee, T., Houben, G. J., & Paas, F. (2019). Supporting self-regulated learning in online learning environments and MOOCs: A systematic review. *International Journal of Human–Computer Interaction*, 35(4-5), 356-373.
- Yohe, J. M. (1996). Information technology support services: Crisis or opportunity? *Campus-Wide Information Systems*, 13(4), 14-23.
- Zheng, R. Z. (Ed.). (2018). *Cognitive load measurement and application: A theoretical framework for meaningful research and practice*. New York, NY: Routledge.
- Zimmerman, B. J. (2000). Self-efficacy: An essential motive to learn. *Contemporary Educational Psychology*, 25, 82–91.
- Zimmerman, T. D. (2012). Exploring learner to content interaction as a success factor in online courses. *International Review of Research in Open and Distributed Learning*, 13(4), 152-165.
- Zimmerman, B. J., & Schunk, D. H. (2011). Self-regulated learning and performance: An introduction and an overview. In *Handbook of self-regulation of learning and performance* (pp. 15-26). Routledge.
- Zipp, S. A. & Craig, S. D. (2019). The impact of user biases on interactions with virtual humans within a virtual world for emergency management training. *Educational Technology Research & Design*, 67, 1385–1404.

General Methods Section

Literature Review Methodology

To locate and synthesize relevant literature for this review, we used a broadly scoped review process consisting of more than 200 formal database searches. Our search strategy was aimed at trying to locate resources from academia, the military, or industry when relevant, and included the following databases: Academic Search Complete, Academic Search Premier, ACM Digital Library, DTIC, ERIC, Google Scholar, Education Full Text (H. W. Wilson), Education Research Complete, IEEE Xplore Digital Library, I/TSEC, Military and Government Collection, ProQuest, NDIA Repository (2018 Proceedings), PsychInfo, PubDefense, SAGE Journals, Scopus, Sports Medicine and Education Index, SpringerLink, Teacher Reference Center, and Web of Science.

We kept records of the database searches conducted, the relevant keywords, and databases used in these searches. After conducting a search, we first reviewed the titles and abstracts of articles to determine their relevance to this report. When articles were deemed relevant, they were set aside for full-text review. If the article was still found to be relevant after reviewing the full text, it was set aside to be potentially included in the relevant research summary. Member(s) of our team reviewed relevant studies located and synthesized them into the summaries present in this report.

Survey Methodology

Design/participants and procedure

A survey was conducted to determine integration of the best practice within learning organizations and the views held by individuals within these organization of the practices. The survey data was collected entirely online through Qualtrics. Participants were recruited from organizations that specialized in eLearning, including academic (e.g., college, school, or university), private (e.g., company or industry), and public (e.g., military or government) sectors. All participating organizations were required to have headquarters based in the United States. The recruitment process consisted of contacting (i.e., email and phone) 105 organizations. During this initial contact phase, the purpose of the study was explained and a link to the online survey was provided. The contact phase consisted of five rounds for each organization; two rounds to establish contact, a round of sending the email containing the link to the survey, and two rounds of follow up emails to help remind participants to fill out the survey. Out of the 105 contacted organizations a total of 16 responses were received, which consisted of a 15.24% response rate. 52 academic organizations were contacted and 6 completed the survey at a response rate of 11.54%, from the 45 private organizations contacted 6 completed the survey at a response rate of 13.33%, and out of the 8 public organizations contacted 4 completed the survey at a response rate of 50%.

The survey itself contained a demographic questionnaire (e.g. age, education, organization type), four question categories, and an open-ended response question. The age of participants ranged from 29 to 66 ($M = 48.29$, $SD = 10.62$). The educational levels held by the participants were 5 Bachelor's degrees, 7 master's degrees, and 4 Doctorates. The responses received from each organization type consisted of 6 Academic (42.85%), 6 Private (42.85%), and 4 Public (25%) institutions. This report outlines significant differences found between responses from the

military run organizations (25%, the public organizations) and civilian run organizations (75%, the academic and private organizations).

Survey description

The demographic questionnaire asked age, gender, race, highest level of school completed and field of the degree, current position within their organization, time held in their current position, time held in their current organization, overall description of their organization (Academic, Private, and Public), and how they would describe their learning organization.

Following the demographic questionnaire, the survey was divided into four categories of questions with each question using a 6-point Likert scale for participants to rate their perceptions of their organizations in several key e-learning areas. Participants were asked to rate how important a certain e-learning feature was to their organization and how well that feature was incorporated in current practice. These paired question categories explored an organization's use of technology, technological features, instructional methods, and supporting principles.

- Use of Technology – Perceptions on the use of technology (e.g., intelligent tutoring system or video) during learning
- Technological features – Perceptions of features (e.g. personalization) that technology can offer
- Instructional methods – Perceptions of instructional methods (e.g., at scale, blended learning, synchronous eLearning) for supporting learning
- Supporting principles – Perceptions of principles of learning (memorization, collaboration)

Finally, there was an open-ended question in which the participants were asked what they would recommend their organization do to better support eLearning.

General findings

Results for this survey generally reinforce the known gap between research and practice. The survey found that reported use fell just slightly above the midpoint indicating only slight adherence. However, perceptions of best practices were consistently higher with respondents agreeing on importance. Detailed findings and tables are available in Appendix D: Survey Results.

Appendix A: Institutional Systems Review

Transitioning more traditional classroom-based (i.e., face-to-face) learning organizations into modernized learning organizations that utilize advanced technological learning techniques is not a simple task. However, the good news is that some of the best practices are like those of traditional learning organizations but need support for a transition into an online medium. Thus, learning organizations must have commitment to technological infrastructure, human infrastructure, and human centered design focus (Walcutt & Schatz, 2019). When thinking through the new learning organization structure, there must be clear understanding of the resources at hand to set up the organization, an understanding of the members (i.e., stakeholder groups) within the organization and their needs, as well as the process by which the organization will function and policies that will govern the organization (Giattino & Stafford, 2019). Specifically, Rovai and Downey (2010) state that the factors that lead online/distance learning organizations to fail are planning, marketing and recruitment, financial management, quality assurance, student retention, faculty development, and online course design and pedagogy.

- State-of-the-art distributed learning environments use learning principles and strategies and are supported by a network of learning specialists.
- State-of-the-art distributed learning environments work to establish trust at all levels establishing them using transparency when possible.
- State-of-the-art Distributed learning environments provide a full framework of student social support.
- State-of-the-art distributed learning environments provide an integrated institutional support system that focuses on interactions as a key element.
- State-of-the-art distributed learning environments plan and allocate resources for technology support and training from adoption to sunset.
- State-of-the-art distributed learning environments provide sufficient support for blending learning classrooms.
- State-of-the-art distributed learning environments have flexible class sizes based on needs and provide adequate technology for supporting larger class sizes.

Understanding the learning process

A Holistic Approach to Education - Pedagogy, Andragogy, and Heutagogy

For generations, educators have practiced the art and science of learning and teaching, called pedagogy (Bandura, 2005). In pedagogy, instructors use standard teaching strategies intended to target all learners, who are considered receptacles (Crawford, Young Wallace, & White, 2018). The learner is passive and dependent, while the teacher's goal is to pass on knowledge and culture to the students (Bangura, 2005) for the purpose of changing, shaping, or controlling behavior (Knowles, Holton, & Swanson, 2015). The job of the teacher does not end after they impart the required knowledge, because teachers are charged with teaching students how to learn and think critically (Bonney & Sternberg, 2017).

For the teacher or the learner to be considered effective, some assessment must be made on the process and outcome (Hattie, 2009). Pedagogy is framed around learners assimilating the goals and rules of a subject in a process called single loop learning (Crawford et al., 2018). The goal of single-loop learning is the use of knowledge to avoid mistakes in an actions-results approach. Learning design often takes on a linear format as the learner moves from one element of the subject to the next. Consequently, modular learning is often used in pedagogical designs (Crawford, 2018).

Pedagogy may assume a "blank slate" approach to learning which adequately reflects a student's lack of prior knowledge and understanding, however not all learners are inexperienced or young, and more mature learners may require a modified educational approach (Crawford et al., 2018). The term andragogy was coined to speak to the way adults learn and how best to teach them (Bangura, 2005; Crawford et al., 2018; Knowles et al., 2015). Andragogy, as envisioned by Knowles et al. (2015), places the adult learner in a more active role of deciding what they need to know, why they need or want to know it, and how to go about learning it. Andragogy lifts learners out of their dependency on the instructor and makes a learner's own experience and motivation central to learning. Andragogy esteems learner-directed plans and activities, offers mutual control between the teacher and the student, and demands a collaborative atmosphere where the learner looks to the instructor to bring a new character to the knowledge (Crawford et al., 2018; Knowles et al., 2015). According to Crawford, and colleagues, andragogy uses a double loop learning process that is framed around formulating a deeper understanding of a subject so that the learner can look beyond the actions or results, and function more adroitly than just avoiding mistakes. Double-loop learning helps learners use knowledge proactively and form a deeper understanding that results in a better ability to derive meaning from the acquired knowledge. Working with knowledge in new and different ways adds depth of understanding to the knowledge base, which results in a sort of spiral or cyclical learning where knowledge re-organization is scaffolded into higher order thinking. Some learners are more self-directed and self-determined. These learners possess an awareness of the subject matter and have already decided what and how they would like to continue learning about the subject. Learning experts developed a third learning framework called heutagogy to explain this self-directed learning paradigm (Crawford et al., 2018). The heutagogy framework operates on the principles of andragogy with an enhanced focus on learner autonomy (Blaschke, 2012; Crawford et al., 2018). Self-directed learners can accurately choose what knowledge they are lacking in a subject and pursue improved understanding in

ways that are most relevant to their situation (Crawford et al., 2018). These learners can use multiple engagement styles in what is called a triple-loop learning style, where knowledge is not just mistake-avoidant and proactive, but is also transformational to the point of mastery learning due to the progressive reflection on the subject matter (Crawford et al., 2018). Also, as learners gain independence, the role of the instructor diminishes (Canning, 2010).

In comparing pedagogy, andragogy, and heutagogy, one should consider these methods based upon their nature, focus, power structure, design, attention to the learner's perspective, and the ability to foster learner development (Crawford et al., 2018). Below is a table summarizing the differences in these educational foundations. Crawford et al. (2018) suggest that instead of viewing pedagogy, andragogy, and heutagogy as some type of age-related phenomenon, these constructs should be viewed as a progression within a learner's individual learning pathway in any given subject (Crawford et al., 2018). In this scenario, learners may begin learning a subject from a pedagogical perspective which is teacher-directed and knowledge-based, and progress through a more andragogical stage in which the teacher and student coordinate learning. Finally, as a student begins to approach mastery, they progress to a more self-directed, autonomous plateau in which they control more of the learning process (Blaschke, 2012; Crawford et al., 2018). Blaschke (2012) claims that heutagogy should be given serious consideration in the current educational climate because of its net-centricity, and that it could serve both distance and traditional educational paradigms in a time of emerging technology. As a modification of andragogy, heutagogy shares the same audience and goal of making self-sustaining learners. Further, a heutagogical approach could also be beneficial for preparing 21st century learners for pursuing multiple career paths or re-skilling throughout their lifetime.

Comparison of Educational Frameworks

Characteristics	Pedagogy	Andragogy	Heutagogy
Learning Style	Instructor Directed	Self-Directed	Self-Determined
Focus	Knowledge Acquisition	Content	Process
Power/Control	Instructor Directed	Instructor/Learner Directed	Learner Directed
Learning Progression	Single loop (rules, objectives)	Double loop (modifying application)	Triple or Spiral loop (transformative)
Design	Linear or modular	Cyclical or Spiral	Holistic/Mastery
Learner Development	Prerequisite Knowledge	Competency Development	Capability Development

es (McLoughlin & Lee, 2010).

(Table contents from Crawford et al., 2018).

Blaschke (2012) found that one possible caveat is that some campus-based students may exhibit less maturity and possess less prior experience than working adults and that Web 2.0 and social media may be suited to heutagogy by encouraging individual learning experiences due to these platforms' encouragement of user-generated content . Students need a rich environment for learning that is both social and participatory, and instructors are intrigued by the opportunity to support learning in these diverse environments (Dron, 2007; McLoughlin & Lee 2010). Social software, by its nature, seems to recommend heutagogy because it encourages meaning-making, engagement, and collaboration (Dron, 2007).

Interaction between learners, teachers, content, and technology, form a complex interdependent learning environment (Anderson, 2003). Anderson's (2003) original model outlined the proposed relationships between the student, the instructor, and the content. Dron (2007), to hone the model to social learning, added a group interaction component.

Bernard et al. (2009) demonstrated that the strength of the student-instructor, student-student, and student-content relationships were related to the effect size of student outcomes, thereby supporting Anderson's (2003) model. Zimmerman (2012) found a statistically significant relationship between the amount of time students spent engaging in online course activities and the student's weekly quiz grades, which provides further evidence for the importance of the

student-content interaction. The effect size was evident with both moderate and high student interaction levels compared to students with low levels of interaction (Bernard et al., 2009). Further, they found that, overall, student-instructor interaction treatments were less impactful than student-student or student-content interactions. This may be a significant finding when considering certain course structures, such as MOOCs, where students tend to interact with content in diverse ways to satisfy individual goals (Emmanuel & Lamb, 2017; Ho et al., 2014).

No discussion of teaching or learning can be cogent without reflecting on the human cognitive architecture and its limitations, especially in regard to working memory and its constraints and specifically in the context of the novice learner (Hattie, 2009; Paas & Sweller, 2014). Further, no discussion of teaching and learning would be complete without acknowledging the influence (whether negative or positive) of the individual learner, the home, the school, the curriculum, the teacher, and the instructional approach (Hattie, 2009). It is here that the amalgamation of institutional policies, governance, support, and student characteristics have their interplay in shaping the learning experience and outcome.

The act of teaching and learning does not take place in a sterile environment, nor can either endeavor take place automatically (Hattie, 2009). Hattie suggests that the hindrances to effective teaching and learning are numerous, and the pinnacle of success in teaching and learning happens “next”; after the information has been structured, designed, imparted, interpreted, accommodated, reacted to, and applied. He describes learning as individualistic, spontaneous, effortful, often slow, and gradual, and moving forward in the manner of an old jalopy, -in fits-and-starts. Learning and teaching are inseparable, and each participant requires the other to exhibit effort, attention, patience, and passion.

Foundational elements of online course design

Classroom Management

Online learning can be delivered in multiple formats such as blended courses, where there is some combination of classroom and online interaction, synchronous online learning, in which there is some set course time for course instruction, and asynchronous online learning, which allows students flexibility for interacting with course materials (Bernard et al., 2004). An early meta-analysis performed by Bernard et al. (2004) revealed that, in online learning environments to that point in time, mean achievement effect sizes favored the classroom form of instruction over synchronous learning and asynchronous distance education was favored over classroom instruction, although the authors warn that there was too much heterogeneity in studies to make distinct recommendations. Furthermore, it should be noted that this study was published more than 15 years ago.

For classes taught via distance education, whether asynchronous or synchronous, certain practices are recommended, such as paying specific attention to quality course design instead of media characteristics. Active learning, such as problem-based learning with some form of collaboration, is encouraged to make distance education courses profitable for deep learning. Other recommendations include pre-recorded video, some form of “face-to-face” interaction, providing information about courses in advance, and interactivity in media (for asynchronous distance education classes) (Bernard et al., 2004).

In a more recent meta-analysis of 45 studies, Means, Toyama, Murphy, and Baki (2013) found that students participating in online learning performed better than students receiving face-to-face instruction and that the improvement reached significance when blended learning was the delivery mode. Means et al. (2013) note that blended learning studies generally reported increased learning time and additional course resources as part of the instructional design. Further, the blended learning studies used design elements that promoted learner interactions (Means et al., 2013). In a meta-analysis of the effect of blended learning in health professions, Liu et al. (2016) found that blended learning had a large consistent positive effect compared to no intervention in health professions learning. Additionally, blended learning courses outperformed non-blended courses, demonstrating that, in health professions learning, blended courses are more effective for student learning (Liu et al., 2016).

Yet, not all online or blended courses are taught in the same way. Martin, Ritzhaupt, Kumar, and Budhrani (2019) identified online faculty that were acknowledged by the Online Learning Consortium, the Association for Educational Communications and Technology, or the United States Distance Learning Association to query these esteemed professionals on their online design processes. These authors noted that the recognized faculty recommended using systematic design processes, including chunking meaningful content, backwards design processes, ascertaining learner's needs, and designing learner interaction into their course designs (Martin et al., 2019). Student engagement was maintained through timely responses and feedback, periodic communication about the course, and demonstrating instructor availability and presence (Martin et al., 2019). Further, Martin et al. (2019) found that accomplished online instructors incorporate a variety of assessments into their courses and used rubrics to steer student evaluation. These faculty also paid attention to course feedback, learning analytics, and peer assessment to improve their online offerings (Martin et al., 2019). Other suggested practices to aid in course management aimed at retention include making financial assistance available, providing counseling and library services, providing prompt feedback, providing opportunity for students to learn technology skills, making student assignments with social interaction, utilizing diverse approaches to student engagement, and ensuring reasonable expectations of student performance by identifying success factors for the class (Aversa & McCall, 2013).

In the case of MOOCs, due to their open and less-regulated format, it is advisable to support learners in becoming self-regulated through instructor interventions such as prompts, feedback, and using learner analytics to tailor support for individual students (Wong, Baars, Davis, Van Der Zee, Houben, & Paas, 2019).

Retention in Online Courses

Recently, a systematic review by Muljana and Luo (2019) listed strategies to aid student retention as a component of course management. At the institutional level, support for student retention includes communication, orientation to online learning, and adequate student support services, including technical support (Angelino, Williams, & Natvig, 2007; Aversa & McCall, 2013; Bunn, 2004). Early measurements of student participation in the course have been shown to be predictive of course completion, such that instructors can identify low participation learners and intervene to provide support (Nistor & Neubauer, 2010). Further, Boston, Ice, and Gibson (2011) found that "swirling," a term used to denote students who purposefully attend at least two

colleges or universities prior to graduating, may affect an institution's perception of retention. Student support services are also cited as being demonstrably beneficial for student retention (Nichols, 2010).

Course Quality and Accessibility

Quality course design is critical to making online courses available to all types of learners (Martin, Ndoeye, & Wilkins, 2016). There are several outside organizations that are available for assisting educators and developers in the quest for online course excellence. Quality Matters (QM) is a subscription service for online course developers that provides them with the highest standards for designing online courses (Loafman & Altman, 2014). These authors state that QM is built around a strong research base and users follow a rubric to evaluate their courses for online accessibility and student support. The QM rubric addresses eight aspects of pedagogy that, working together, can improve online course offerings (Martin et al., 2016). These characteristics address the inclusion of a course overview and introductory materials, writing and following course learning objectives, designing effective assessment and measurement of students, providing instructional materials, selecting course activities and maintaining learner interaction, utilizing course technology, providing learner support, and designing online materials with accessibility and usability in mind (Martin et al., 2016). Dietz-Uhler, Fisher, and Han (2007), reported a 95% retention rate when using QM in online course design, although Fredriksdottir (2018) reported that retention rates between 2.4% -18.2% depending on the course delivery method.

Loafman & Altman (2014) suggest other resources for developers to consider including The Online Learning Consortium (formerly The Sloan Consortium) is another resource center for online course developers to access content on best practices in designing online learning. A third quality-focused group is the Texas Higher Education Coordinating Board which developed the "Principles of Good Practice" document to guide online education.

Personnel Requirements in Online Learning

One of the first decisions to be made in beginning a distance learning program or course is who will be responsible for overseeing the development of the learning environment. Some institutions choose to organize and develop an online offering internally, while others choose to utilize an online program management provider (OPM) to take responsibility for the onboarding (Springer, 2018). The for-profit nature of the OPM allows the provider to invest some or all of the investment capital up-front to develop and launch the online program in exchange for a share of the profit that the program generates (Springer, 2018). Hillman and Corkery (2010) state that even institutions that are not novices in the distance education arena may discover that the university infrastructure may not be adequate to design and implement the online learning solution, which requires a necessary impingement on academic and non-academic departments (for example, the admissions offices and business offices). Out-sourcing does not have to be all-inclusive, as some institutions may have certain strengths departmentally, which can handle the overload of phasing-in distance learning (Hillman & Corkery, 2010).

Whether utilizing in-house course development or an OPM, a needs analysis will need to be performed (Hillman et al., 2010). According to Khedhiri's findings, measuring the institutions readiness to change can help planners and developers understand the climate of the institution

so that change is viewed as a solution to faculty demotivation, communication challenges, and teamwork issues on a personal level. Times of upheaval in institutions can have stakeholders looking to leadership for qualities that reinforce an alignment of individual stakeholder values to the institution's goals. Leadership alone cannot prevent demotivation to institutional change nor the challenges that accompany the changes (Khedhiri, 2018).

Hillman & Corkery (2010) found that when examining institutional readiness for launching an online education opportunity, there was duplication of services in some areas which required admissions offices, technology teams, bookstores, financial aid offices, and business offices to have representatives willing to help streamline processes for students to move quickly through those services. The solution these authors recommended was to have the processes so thoroughly streamlined that the students can move efficiently through all departments to provide excellent customer service with the goal of improving retention. Throughout the development process, stakeholders must hold on to a transition mindset with continual collaboration and communication

The undertaking of distance learning by an institution is weighty and the final end-user, the student, must not be forgotten. Administrators must be mindful of their obligation to assist student learning, to bridge the gap between the instructors and the students, and to aid students in completing their program of study (Stein & Anderson, 2017).

In summary, to develop competitive online courses, institutions must gather a team of instructional designers, subject matter experts, instructors, support staff, administrators, and learning engineers (Kurzweil & Marcellas, 2019). Other insights suggested were that learning engineers should function beyond a traditional instructional designer as they work in theoretical realms of education and learning, but also in analysis of data and interdisciplinary roles to bring learning professionals together to design and implement the learning ecosystem. Learning engineers can use data and analytics to scale learning using practical and theoretical models.

UX Considerations

Learning experience design has grown from origins in user experience (UX) to encompass the objectives of sound instruction, such as learner-centered design principles, usability, and interaction in the learning space (Schatz, 2019). Santoso, Schrepp, Isal, Utomo, and Priyogi (2016) have worked to establish a User Experience Questionnaire (UEQ) to address the major components of a user's evaluation of the distance learning experience. These components include the attractiveness, efficiency, ease of use (perspicuity), dependability, stimulation, and the novelty of the experience. However, a recent study by Lallemand, Gronier, and Koenig (2015) found that defining a 'good' user experience may be difficult due to important differences between what is pleasing to people in different geographical locations and different cultural backgrounds. While nearly 84% of respondents to a UX survey stated that UX was central to their professional work, interest in UX was less central for responders who were researchers (whose primary interest in the topic was as a field of study) or students than for managers. The respondents' definitions of what UX is depended on work domain (industry versus academia), and different cultures and levels of expertise affected the perceptions of whether UX definitions should be standardized. Most seasoned practitioners were less disturbed by stringently defining UX, which, they reasoned, was due to experts developing a working definition for themselves and no longer needing a shared viewpoint. Further, they also noted that respondents believed

UX to be an individualized notion, but when queried whether people could have a comparable UX definition, respondents were divided in opinion.

Yet, experts agreed that UX is contextual (Lallemand et al., 2015). User experience in instructional design can be learner-centered, not just regarding focusing on the content and learning outcomes but viewing UX as a cooperation with learners to achieve the goal of learning (Matthews & Yanchar, 2018). Also, to truly make designs learner-centered, they recommend that instructional designers should invite learners to engage with content through meaningful and relevant instruction. This happens when designers imagine what learners would think and feel as they navigate the content areas to determine if the design is likely to be a favorable experience for the learner. If learning is truly a personal meaning-making, then designs should provide a suitable environment for that to happen (Clinton, 2015).

It is important to think about students in terms of the various burdens placed on them in online learning, such as the overabundance of resources, which can be contrary to productivity (Shatz, 2019). In a fast-paced, media-rich environment, students can suffer from inefficiency and ineffectiveness, which can diminish attention span, encoding, and decision-making (Schatz, 2019). To counteract the rush and breadth of learning opportunities, instructional designers must consider the learner holistically and tailor learning to personalize it (Schatz, 2019). Further, helping students steadily improve in self-regulation abilities can improve their resistance to distraction, which not only improves concentration but assists with long-term encoding and decision-making (Schatz, 2019).

Learner experience design tries to solve one of five problems for learners: a lack of knowledge, a lack of skill, a lack of motivation, a lack of confidence, or a lack of tools or resources for learning (Interaction Design Foundation, 2017). Of all these deficits, overcoming a lack of motivation is the most difficult to solve using learner experience design (Interaction Design Foundation, 2017).

By thinking of the learners in terms of what is meaningful and relevant to them, UX designers may improve motivation (Interaction Design Foundation, 2017), however motivation has many complicating factors such as the self-directedness of the learner. According to the Interaction Design Foundation (2017), three questions can guide the design of an excellent learning experience. These are:

- 1) What does someone need to know to do this?
- 2) What does someone need to be able to do to complete this?
- 3) What resources or tools are needed to do this?

The answers to these questions determine what type of content is needed and how to best design and deliver that content (Interaction Design Foundation, 2017). Instructional designers must move from only considering the appropriate means and method of content delivery through a course or training unit, and move into considering lifelong learners who, with diverse experiences and contexts for learning, require more active and self-directed experiences (Bannan, Dabbagh, & Walcutt, 2019). This new paradigm will force instructional designers to imagine how learners think, feel, sense, act, and relate (Schatz, 2019). Furthermore, learner

experience design will be tasked to multiple disciplines in addition to instructional designers, such as: learning scientists, engineers, and data scientists (Schatz, 2019).

Student Characteristics, Barriers, and Support in Online Environments

Instructor and student support in online learning is critical to minimizing attrition (Park & Choi, 2009). Individual student characteristics, internal factors, and external factors can contribute to a student's desire to complete or drop an online course (see table below) (Park et al., 2009). Bell and Federman (2013) found that there was a higher dropout rate for students in asynchronous learning modalities and a more negative student attitude in synchronous learning environments, although there was no difference in overall achievement between traditional students and e-learners.

Park & Choi (2009) found that students who dropped out of a course had perceptions that were significantly different in terms of internal and external characteristics when compared to students who persisted in courses. The learner's framework of family, organizational support, satisfaction, and course relevance plays a critical role in their decision to persist or drop out of online courses, while age, gender, and educational level were not predictive.

Individual Characteristics	Age, Gender, Educational Level
Internal Characteristics	Family, Organizational Support
External Characteristics	Motivation (Satisfaction and Relevance)

Adult learners are more likely to persist in their online courses when they perceive they are supported by their family and friends, and they are more likely to persist when they perceive that the learning organization supports them adequately (Park et al., 2009). Initially, the organization should support the learner by maximizing the external characteristics of the course (satisfaction and relevance) to maintain student motivation, but that a shift to include maximizing student support should begin after the course is underway. Furthermore, they stated that instructional designers can facilitate this shift by planning and implementing their designs such that students can be encouraged when family support lags.

Student Barriers to Online Learning

Several researchers have examined student barriers to online learning. For example, Muilenburg and Berge (2005) found that there were eight factors that acted as barriers to online learning from the student's perspective. These were administrative issues, social interactions, technical skills, academic ability, time and support in studies, student motivation, technical problems, and cost and access to the internet. The four most critical barriers were social interaction, administration or instructor issues, learner motivation, and time and support for studies. The variables with the largest effects on these barriers were a student's ability and confidence with online learning technology, their effectiveness with online learning, their enjoyment of online learning, the number of online courses completed, and the likelihood of taking future online courses

Sun, Tsai, Finger, Chen, and Yeh (2008) found that learners' satisfaction was significantly and negatively affected by anxiety over computer use, and significantly and positively affected by the instructor's attitudes about e-learning, course flexibility, course quality, perceived usefulness and ease of use of the computer learning system, and the diversity of learning assessments. Additionally, Sun et al. (2008) found that there was no significant effect of students' perceptions of satisfaction related to their attitude about computers, their internet self-efficacy, the timeliness of an instructor's responses, the quality of the technology, the internet quality, or the learner's interaction with others.

Park and Choi (2009) demonstrated that learners were more persistent in online learning when they were experiencing satisfaction with the course and when they see the relevance of the course to their lives. The importance of satisfaction and relevance are echoed by Yang, Baldwin, and Snelson (2017), who found that interest in technology, career goals, time and effort invested, and the perceived utility of the material were the individual attributes that led to persistence in online learning at a personal level. From an institutional perspective, course relevance to either individual or professional needs, course satisfaction, program satisfaction, and a connection between the course of study and a job promotion proved to be the most relevant factors influencing learner persistence (Yang et al., 2017). Muilenburg and Berge (2005) stated that since social interaction was the most relevant impediment to online learning, and because social interaction was strongly associated with online learning enjoyment, online learning effectiveness, and the likelihood of pursuing another online class, it would follow that improving social interaction would be a worthy goal for creating enjoyable, effective, and desirable online courses.

Again, as with instructor support, it is necessary to address the unique barriers that students may experience in a MOOC. In a study of student engagement in MOOC environments, Hew, Qiao, and Tang (2018) found that the most mentioned factors in engagement were instructor attributes. Students perceived the xMOOC format, a more traditional structured course with a syllabus, objectives, assignments, evaluations, etc. (Touro College, 2013), more favorably than the cMOOC, a MOOC formed with connectivist theories in which students and the instructor share responsibility for content and discussions (Hew et al., 2018). Since xMOOCs frequently have a video component, students also identified feeling engaged when the instructor used humor in the video. Other impactful engagement tools were identified by MOOC participants such as using real-world problems and solutions, content depth and difficulty, and interaction with and support from instructors or tutors. Further, this study found that MOOC students did not attach significance to relating to other participants compared to face-to-face courses or traditional online courses, perhaps due to the anonymous nature of the MOOC or the personal responsibilities of the participants. Knox (2014) found that students in cMOOCs considered the student submitted creations as superfluous or excessive and that a significant proportion of MOOC participants did not value peer contributions. Furthermore, the constructivist MOOCs, which offer a learner-centered experience, were found by students to be overwhelming and confusing and students frequently opined that guidance was lacking, and courses were lacking support. Dissenters to more course guidance in MOOCs felt that the learning could happen without an instructor, but in the absence of instructors the community must be fostered in some way. As shown, a variety of factors can become barriers to students enrolled in MOOCs. This is

important, as Fridriksdottir (2018) found that all modes of delivery of MOOCs show low retention rates as low as under 5% completion.

Students with disadvantaged backgrounds, especially minority students, and those with insufficient academic achievement, face unique challenges getting access to advanced education or work training (Deming, Goldin, & Katz, 2013). Often these students resort to for-profit colleges that rely heavily on federal grants and loans. For-profit colleges can be more expensive for degree programs than their community college counterparts, which further exposes low-income students to higher debt. For-profit graduates are more likely to be unemployed after the completion of the degree than those students graduating from community colleges and other non-selective admittance schools.

Class Size

Increasing class size is sometimes seen as a method to increase university revenues (Taft et al., 2011). This can unwittingly place an increased burden on online faculty members who find that workload often increases when online class size swells (Taft et al., 2011). Increased class size decreases the amount of contact time per individual student, which causes faculty members to perceive a decline in the quality of the educational experience (Dykman & Davis, 2008; Taft et al., 2011). Taft et al. (2011) suggested that optimum online class size is somewhat determined by the mode of instruction and may be dependent upon where the instructional goals fall on the continuum of objectivist and constructivist theories. Also, these researchers stated that if a class falls along an objectivist pattern of teaching and learning, then the online class size can increase without detriment to the student educational experience. However, the more constructivist-based courses, which require increased instructor contact time, need to have lower enrollment to satisfy teacher workload and student satisfaction. They remarked that class size can also be thought of in terms of Bloom's Taxonomy such that information on a lower level on Bloom's scale may be taught and learned with a larger class size, while those classes that require students and faculty to work at higher levels of the Bloom Scale should enroll fewer students. Burruss, Billings, Brownrigg, Skiba, & Connors (2009) found that class size relates to certain educational practices and outcomes. For example, class size is not related to the use of technology or perceived satisfaction or professionalism; however, educational practices such as active participation in classes, interaction with peers, and student-teacher contact time were perceived as relevant to class size. Taft et al. (2011) found student satisfaction was negatively affected by increased class size in distance education.

Due to the increased faculty workload, Tomei (2006) recommends that class size for online courses be kept to 12 students (compared to 17 students in a traditional format). However, Drago and Peltier (2004) found no relationship between class size and course effectiveness in their study range of 22-83 students. Orellana (2006) found that actual online class size was not related to an instructor's perception of the course interactivity level nor actual interactivity level of the class, however instructors still perceived interactivity would improve with a smaller class size. In Orellana's (2006) study, actual class size was 22.8 students, while the perceived optimal class size was 18.9 students. Maringe and Sing (2014) pointed out that there is no definitive definition of a large class, but that there is evidence (Cuseo, 2004) of diminishing returns in terms of educational effectiveness (opportunity to learn) as class size increases in traditional formats, such as with early undergraduate education. Lowenthal, Nyland, Jung, Dunlap, and Kepka (2019)

found that, in traditional online courses with large enrollment, students reported less satisfaction with the course and learning outcomes were significantly lower than in face-to-face formats.

In the case of MOOCs, one confound to discussing class size is that many MOOC formats allow learners to begin the course at any time, even close to the time of the class closure (DeBoer, Ho, Stump, & Breslow, 2014; Leach & Hadi, 2017). In their study of xMOOCs, DeBoer et al. (2014) found that completing registration was the only contact one-third of enrolled students had with the course. They noted that, unless students wanted to opt-out of email contact, there would be no motivation to remove their names from the class list since there is no monetary exchange nor penalty for withdrawal. Further, DeBoer et al. (2014) remarked that class size versus completion rate in MOOCs is perhaps a reflection of class commitment that is in contrast to more traditional online offerings because students in a university setting share more commonality in their reasons for taking the online course and more shared learner characteristics.

Course size in traditional or MOOC environments is not clearly defined or articulated in the current research. For the present, the Bloom's taxonomy argument may provide guidance; that is, lower level information may be successfully taught and learned in a large class format, while subjects requiring higher order thinking would be best approached with a smaller class size (Taft et al., 2011).

Blended Learning and Class Size

Large lecture class instructors may perceive that blended learning is impossible due to class size since, in some cases, like flipped classrooms, the benefits of blending are derived from active learning, peer interaction, and other student-centered tools (Danker, 2015). Danker (2015) was able to use a flipped format using tools like peer learning, active learning, and inquiry-based learning and 90% of students reported engaging in connecting topics from previous learning. Deri, Mills, and McGregor (2018) found that structuring a previously small general chemistry class into a large (from 20 to 1000 students) class was possible using a flipped arrangement and demonstrated improved performance over traditional lecture-based learning. The improvement in performance was static across different instructors and different student demographics (Deri et al., 2018). Further, the benefit of the flipped arrangement benefitted students considered less well prepared for college (Deri et al., 2018). Similarly, Robert, Lewis, Oueini, and Mapugay (2016) found that using peer-led team learning allowed for content to remain consistent with traditional classroom instruction and attain higher achievement and higher knowledge retention than did traditional students.

Brown, Karle, and Kelly (2015) found that studio learning could be achieved using blended methods when large classes ($n = 170$) were subdivided into smaller sections ($n = 18$) and further subdivided into teams of six students to give students stronger support. Brown et al. (2018) They demonstrated that the larger class size was no hindrance to achieving the practices and outcomes of more intimate studio courses when the blended design utilized collaborative technology platforms. Francis (2012) offered sage advice that using appropriate instructional strategies for blended learning, such as advance organizers, formative assessments during class meetings, class questions or polls, cooperative learning and reporting, exit tickets, minute papers, and encouraging student engagement in class activities instead of using class time for personal web surfing or social interactions.

Trust

According to Shaw (1997), trust is defined by three imperatives, namely results, integrity and concern. Results implies that people deliver on what was promised; integrity implies following a known paradigm of values, beliefs and practices, and concern is showing deference to the well-being of others. Trust in education can be considered in several contexts, including a student's propensity to trust, communication, instructor characteristics and behaviors in online courses, organizational reputation, peer-peer relationships, policy structures, student control or empowerment, curriculum, and technology (Hai-Jew, 2006). Trust and privacy issues arise in e-learning in several activities, such as peer review, peer tutoring, learning object selection (reliability of the object or competence of the contributor), collaboration, group learning, role playing, evaluation, and personalization of the learning objects (Anwar & Greer, 2012). Studies outside education yield information that demonstrates that users of online health information systems place a high premium on trusting the ability and benevolence of the health infomediary (Song & Zehedi, 2007). Reputation, therefore, plays a significant role in a person's ability to trust (Anwar & Greer, 2012; Song & Zehedi, 2007).

Wang (2014) proposes a socio-technical framework to advance trust in online learning environments which differentiates several trust-inducing components into two categories. The two categories are course instruction and privacy and security. Course instruction includes prior positive online course experience and the good reputation of the online learning system or the instructor, design quality and high information level, contact details, instructor assertiveness, the responsiveness of the instructor, the sense of community and caring exhibited by the instructor, and reliable and timely course access (Wang, 2014). Privacy and security encompass the disclosure of appropriate security and privacy information, the use of system security measures, and third-party privacy and security features such as encryption (Wang, 2014).

Trust from the Student Perspective

Trust is a critical component of the online learning environment because of the nature of online interactions which can make participants vulnerable due to sharing stories and opinions with strangers (Hai-Jew, 2007). Trust in Western higher education is based upon multiple criteria such as instructors exercising appropriate boundaries toward students, respecting student privacy, respecting student differences, and not endangering a student's free will.

According to Hai-Jew (2007), instructors handle both truth and opinion while training learners to increase their learning or skills for future endeavors. For students to have high trust in their online instructors the teachers must engage in consistent and regular communication, be perceived as credible experts in their field, exercise sincerity, and be perceived as honest. Further, students expressed that instructors who showed personhood and engaged in personal sharing were trustworthy. Conversely, students can express a loss of trust, as early as the first log-in for the online course if the instructor has failed to put appropriate information and expectations in the course materials. Students felt their trust waver if the instructor gave out grades that were "unreal". For example, if instructors gave too many high marks, were harsh or inconsistent in grading, or gave inconsistent feedback, students felt a loss of trust). Furthermore, some online technologies, such as those that use electronic surveillance technology to monitor student behavior in learning spaces, can provoke distrust. Wang (2014) found that there was no difference in trust producing factors between genders, educational levels, time spent in the

course material, or previous online experience. Furthermore, students with disabilities reported that they would self-disclose their needs to an instructor if the instructor was deemed trustworthy by them, although 67% of the sample stated that they would only ask for accommodations if they felt that they needed them.

Hai-Jew (2006), in research aimed at the creation of a survey instrument to measure student online trust (Online Trust Student Survey or OTSS), found that students naturally fell into “low trust” and “high trust” learner categories. Hai-Jew (2006) describes this phenomenon as trust propensity. Trust propensity is a person’s tendency to extend trust in the first place and it is linked to parental styles and attitudes (Hai-Jew, 2006), self-trust, and a person’s capacity to trust (Reina & Reina, 1999).

Trust from the Instructor Perspective

In Hai-Jew’s (2007) study, instructors emphasized that trust was pivotal in both traditional and online course formats, and that the instructor trust paradigm began by trusting oneself to competently teach the material. Instructors noted that trust between the teacher and the student was maintained when instructors met stated expectations and when instructors were supportive of dissenting ideas and respected and welcomed the student participation, all of which resulted in greater expression by students.

Instructors felt that trust in the online classrooms became evident by the third week and teachers felt an urgency to establish trust early by fostering rapport and relationships (Hai-Jew, 2007). This approach was echoed by Jaffe (1997) who encouraged quick response times and early student interaction. Instructors ranked peer-peer interactions as highly important and cited that peer trust was a result of respect for each other (Hai-Jew, 2007). Instructors encouraged student self-efficacy and warned students against excessive self-revelation in online environments. Instructors also warned that the student needed trust that the curriculum and materials would be relevant to future endeavors.

Technology could also be a barrier to trust in the online environment, and instructors believed online educators needed to keep students informed through appropriate communication, such as alerting students to changes in the schedule, class announcements, or expectations, and modeling the traditional classroom experience (Hai-Jew, 2007; Wegner Holloway, & Garton, 1999). Furthermore, educators encouraged other online instructors to verify that any student responses were free of innuendo or sarcasm (Hai-Jew, 2007).

Trust from the Administrator Perspective

In a study by Hai-Jew (2007), administrators reported that support for online education can take on several forms from mandating that faculty take training through a continuum of administrators keeping a hands-off approach to curriculum to maintain faculty freedom over their courses. The administrators polled all agreed that trust between the student and the instructor was important for the success of online courses, and that student trust could be undermined if faculty members did not meet student expectations. Additionally, faculty trust can be eroded when time spent on preventing cheating and focusing on determining if the class was successful take on a prominent role. In his study, administrators were noncommittal about the importance of peer-to-peer trust, although the consensus was that the importance of peer-to-peer trust in online settings was as important as in face-to-face courses.

Administrators felt that having stable technology for the students to use in online courses was a central issue to successful online course development and that the development of contingency plans could be beneficial to deal with technology problems (Hai-Jew, 2007). Marek (2009) suggested that institutions provide strong technology infrastructure support for faculty with a centralized support area for online teaching and learning faculty, that teachers be given direct training opportunities to improve their technology skills, and that online instructors should be considered for incentives for online teaching in the form of retention, financial incentives, and tenure policies.

Support services

Lack of support can leave distance learning students feeling isolated and lacking in self-direction and management, which leads to withdrawing from the course (Ludwig-Hardman & Dunlap, 2003). Therefore, student support services are closely related to student retention. Support services begin with course selection and registration, including assisting students with financial aid (Lee, 2010). Student support services also assist students with all technology issues including browser compatibility and course access. Student support services fall into several general categories such as academic services (advising, library, financial, and admissions) and social services (student organizations, psychological services, placement services, and instructor support). The realm of assistance for students in online learning can encompass activities such as counseling or guidance, access to course materials and information, instructor feedback, computer services, administrative help, peer interactions, library access, and family support (Maritim & Getuno, 2018; Oothuizen, Loedolff, & Hamman, 2010). Service is an intangible attribute of care, and has difficulty being measured due to the subjective perceptions of the individual user (Duffy, 2008). Shea and Armitage (2002), in reporting on the Learning Anytime Anyplace Partnership funded by the U. S. Department of Education, suggested that student services are viewed as an ever-expanding web of interactions between administration, academic services, personal services, and communication services aimed at each individual in each course.

Helgesen and Nessit (2007) found that student satisfaction was closely tied to student loyalty. Service quality is the driver of student satisfaction (Lee, 2010). Yukselturk and Yildirim (2008) found that students' perceptions of classroom support can wane as the semester concludes, leading them to encourage course designers and instructors to be vigilant in keeping the community of online learners engaged through well-structured activities and interactions. Tait (2000) suggested that, due to the individual nature of each learning situation in regard to student factors (age, gender, academic level, income, language, special needs), geographic realities (physical and social), academic rigor of a program or course (teaching, delivery method, assessment), the technology infrastructure (personal and institutional access), the scale of the course (cost and flexibility), and the characteristics of management (quality assurance and learning management), there is no "one-size-fits-all" approach to providing student services. However, attention to general areas of support will help institutions make correct choices for their circumstances (Tait, 2000).

Tait (2000) suggested viewing support through the triple lenses of cognitive, affective, and systemic support. Cognitive support for students encompasses the availability and suitability of course materials, while affective support calls for attention to the student environment such that

the student as self is nurtured. Systemic support involves the administrative policies and procedures that help students navigate the institution and the course. Some learning scientists believe that learner support should be the natural bridge from one activity zone to another, as posited by Vygotsky (Pelissier, 2019). In this model, online learning can provide the assistance to the learner that is needed for transitioning or expanding the zones for the student.

Oothuizen et al. (2010) found that student satisfaction with student support services was low in the areas of university-provided counseling and advice, availability of learning materials, peer support, and administrative support. Administrative support scored the lowest in perceived support and there was a wide variance in support ratings in all areas, indicating that respondents were strongly critical of the support provided or strongly supportive of the support provided. Male respondents were more satisfied with institutional support compared with females, and overall regarded all areas of support services as less important.

Tuquero & McCool. (2011) examined support services through a meta-ethnographic analysis of findings presented in multiple doctoral dissertations and found support for Floyd and Casey-Powell's (2004) Inclusive Student Services Process Model. This model stresses that online learners want student support services, expect to receive them, and will evaluate a learning institution by their presence. Further, they stressed that students want support service from the point of entry into the institution (learner intake) until they complete their degree (learner transition). Students expect rapid response times for their inquiries and help through advising, career counseling, and library resources (learner intervention and support). The point of entry for the institution begins with student information on the college or university's website. A study by Jones and Meyer (2012) found that student support information was evident for certain information, as follows:

- Online application to the distance program - 57%
- Online textbook ordering - 55%
- Online financial aid application - 52%
- Online registration - 50%
- Required technology, faculty contacts, and costs - 45% each
- LMS training for students - 42%

Additionally, Jones and Meyer (2012) found that the number of mouse clicks to get to many pieces of information necessary to students, could average over four clicks. These authors note that it often took an "extensive" amount of time to locate distance learning information and that students would not likely spend as much effort to locate services as the research team did.

Resource deficits

When considering online instruction, Simpson (2013) points out that e-learning can easily be confused with e-teaching. Simpson cautions that instructors should be careful not to put too many "e-teaching" devices onto learners, in hopes that meaningful learning will occur. Overload in decision-making situations can lead people to make choices based on emotion, rather than on best practices and can deplete mental resources (Schatz, 2019). Overload can create a deficit in attention and learner effectiveness. while thoughtful design can assist learner productivity as it eliminates the stress of too fast a pace and too many resources.

To ensure that support measures are in place, policymakers must determine who will provide technology support services, and how those services will be offered (Giattino & Stafford, 2019). Policymakers will need to ensure that all stakeholders suffer no lack of resources to work in the online system, including money and manpower. In addition to money and manpower, Clapp et al. (2019) remind stakeholders that time for course development is also a resource to be considered. Library services are impacted in online courses and consideration of the institution's library resources and availability for gathering course materials should be part of the development plan (Clapp et al., 2019). An intricate, fluid, and stable distance program will require that responsiveness be built into the online learning ecosystem (Giattino et al., 2019). Support measures must include the resources that support change in the learning ecosystems as distance learning programs are conceptualized and implemented such that an attitude of support underpins the cultural shift from an industrial model to an information model (Erb & Shaw, 2019). For more information on student and faculty perceptions on resource deficits, see "Student Barriers to Online Learning" in this document.

Blended Learning and Trust

Trust issues mentioned above would likely be operational in blended environments due to their online components; however, one aspect of trust that could potentially affect blended learning is a student's distrust of modalities that are not textbook driven (Orton-Johnson, 2009). Orton-Johnson (2009) found that student non-use of blended content was due to having trust in traditional texts as authentic academic knowledge. Students perceived that online materials were 'non-academic' and perceived there were more convenient, appropriate, and reliable sources of information than online content (Orton-Johnson, 2009). Students lacked self-trust and relied on items such as reading lists to anchor their learning, fearing that deviation would cause them to stray from the academically safe and know (Orton-Johnson, 2009). Fear of technology use was not seen as a contributing factor to students' trust in online resources (Orton-Johnson, 2009).

Technology considerations in online learning

Technology integration

One technology consideration in online learning is the need to assure students that they will have access to the newest technologies and that training in the new technologies is necessary for student success (Hafeez, Gujjar, & Noreen, 2014). Another goal is to equip higher education institutions with the ability to develop and maintain a flexible, technology-facilitated teaching and learning strategy (Lisewski, 2004). One caveat to that vision is the rapid change in technology, which in turn fuels pressures to implement the new applications quickly (Yohe, 1996). Yohe (1996) bemoans that technology support services are tasked with not only delivering new technology for users, but also maintaining legacy systems beyond their reasonable life-spans, working to provide interoperability between applications that may be incompatible, and to do so with dwindling resources. He suggests that the challenge consists of:

- 1) Providing sufficient connectivity through network design, robustness, and redundancy.
- 2) Providing sufficient processing capacity through memory, speed, and bandwidth.
- 3) Coordinating the service goals that consider the institution's strategic plan concerning support priorities, guidelines for hardware and software roll-out and support, and decision-making roles of the support staff.
- 4) Integrating new technology and bringing diverse technology solutions together.
- 5) Maintaining aging technology and systems.
- 6) Ensuring funding for technology infrastructure changes.
- 7) Identifying and hiring qualified support staff.
- 8) Delineating expectations for end-users.

He asserts that planning and communication are fundamental qualities of an institutional technical support service. Unmet expectations can be alleviated through establishing advisory committees, stakeholder roundtable discussions, service agreements, and workload reduction policies with stakeholders. Further, he suggests making institution-wide communication appropriately when there are technology updates, problems, and fixes available. This can be accomplished through publishing contact information for a single point contact for users with questions or difficulties, automated problem-tracking, help-desk phone support, email, self-help conversion programs for user-encountered problems, hardware and software standardization, and frequently asked question pages designed to ameliorate slow response times for end-users .

Support services and maintenance strategies

Support services for technology can be contextualized by investigating the similarities and differences between staff or faculty members and students in their views and uses of technology (Waycott, Bennett, Kennedy, Dalgarno, & Gray, 2010). Prensky (2001a; 2001b) posited that since college students have been immersed in technology use for their entire lives, they think and process information in a different way than older generations. This potentially sets up a digital divide between the instructor and the student that would, if true, make communication challenging. Prensky (2001a; 2001b) calls the life-long technology users digital natives and the generations that have witnessed technology expansion, digital immigrants. This digital native's fallacy has led organizations to think that students do not need technical support. However, this is not the case.

Judd (2018) stated that while the concept of digital natives and digital immigrants resonates with educators, and while there is still continued interest in searches about these labels, there is a lack of scientific evidence to support the native/immigrant concept. Bennett, Maton, and Kervin (2008) stated that the digital natives debate has led educators to feel that they will be unable to teach the newest generations and calls the debate in academia a sort of 'moral panic'. These researchers claimed that research fails to detect a generation that is identifiable as natives of technology nor even a technology user that can be distinguished as adept. The lack of support for the digital native/digital immigrant concept has been further substantiated by Waycott et al. (2010). They found that students used the same technologies as the faculty and staff and that it is used in the same type of contexts. For example, both groups tried to either adhere to personal guidelines for keeping technology for work and education versus for their personal lives separated or perceived it was fine to allow technology to merge their work/education and personal lives. They suggested that any differences in perspective may be due to the stage of life of the individual. One way in which students differed for faculty and staff were in the roles

that technology played in academic endeavors. For example, students saw the benefits of technology were in its supporting role of fostering communication between students and staff and between students. Students also valued technology for its convenience in managing coursework.

Three concerns voiced by students were not having appropriate access to technology, not understanding how to use certain technologies, and missing messages from faculty and staff (Waycott et al., 2010). They stated that these concerns may reflect that connectedness to technology in everyday life does not equate to using technology effectively in higher education. The Educause Center for Analysis and Research (ECAR), after analyzing responses from 183 institutions worldwide, found that students felt strongly that technology enriched the learning experience, helped them complete the learning objectives of the course and was appropriate for the content (Brooks, 2016). Furthermore, two-thirds of students reported that their experience with campus WiFi was good to excellent, and about one-half of the students felt their instructors had the technology skills needed for course instruction and to connect to learning materials.

Brooks (2016) also found that a student's technology experience is influenced by their experiences with campus infrastructure and their attitude about the benefits of technology use in their future careers. Students who are female and first-generation college students were more likely to have efficacy, enrichment, and engagement levels raised by technology use. He also found that encouragement to use technology during class could provide a distraction for students; however, students who were acquainted with technology device usage before entering college were less distracted by technology in learning environments. According to ECAR, 98% of institutions in the U.S. provide online learning support for students.

Staff and faculty see technology in education as a method for helping students to learn and to efficiently manage their instructional duties demonstrating that the same technology is used differently between staff or faculty members compared to students (Waycott et al., 2010). The ECAR study (Brooks, 2016) revealed that U.S. institutions offer a wide variety of services to instructors who are willing to incorporate technology into their learning environments. The types of opportunities available to faculty and students of U.S. higher education institutions include university-provided support through the instructional design process (89%), online learning support technology for faculty members (96%), faculty training in technology use (99%), an IT teaching center (79%), and faculty group training (98%) (Brooks, 2016). An early study showed that although faculty training is made available in many cases, attendance to training remained low (Flowers, 2000; Tuquero & McCool, 2011).

Scalability

Scalability in distance education is the ability to take smaller online course offerings and expand them to accommodate larger enrollments (Laws, Howell, & Lindsay, 2003). At the core of the idea of scalability is a prudent navigation of complex questions like: How do we attempt to expand the enrollment? and, if we do, what are the consequences to pedagogy, teacher workload, student outcomes, and financial status? . Technology is the backbone on which online education is carried so the institution's capacity for technology-based learning must also be considered (Hossain et al., 2018). Obvious elements of the educational process, such as student skills assessment, must be moved into a large-enrollment context (Roberts, LoCasale-Crouch, Hamre,

& Buckrop, 2017). Therefore, enrollment decisions become a balancing act to keep the distance education endeavor moving forward at a responsible pace (Laws et al., 2003).

Without the cues and class interaction inherent in face-to-face courses, online instructors must build in appropriate student interactions prior to initiating the course, which requires that faculty not only be fluent in the technology of the online course, but also be adept at using the technology to engage students (Laws et al., 2003). Toward this goal, Hossain et al. (2018), in studies aimed at iteratively adapting a real laboratory (versus simulation) MOOC course to Next Generation Science Standards (NGSS), were able to utilize cloud computing to make an experimental lab course able to handle more than 30,000 experiments per week at low cost through software manipulation. This achievement represents the capability to adjust complex inquiry-based learning to large audiences.

Laws et al. (2003) have posited that scalability, being multi-factorial, is best viewed as a continuum from marginally scalable to moderately scalable to highly scalable, based on the type of Bloom's learning level the course is aimed toward, (remember, understand, apply, analyze, evaluate, create), the learner's educational level, the retention level expected of the student, the program type and market (open versus degree; open-enrollment versus restricted enrollment), tuition burden, and instructor load, rank, and status

Laws et al. (2003) proposed that instructors be allowed to personalize the amount of support they receive from the institution to assist them in scaling their courses for larger enrollments. Possible suggestions for assisting faculty in scaling their courses are: 1) a direct model of faculty-student interaction in which the online instructor maintains virtual office hours for students with the caveat that instructors set up response time and method criteria for students, 2) on-demand support in which a teaching assistant is used to help students with coursework questions or problems, 3) teaching assistant course development/mentorship, in which teaching assistants operate under direct faculty supervision to write or adjust course material for the faculty member and provide on-demand student or faculty support, and 4) student to student mentoring or service learning in which more experienced students assist newer students in their course completion. For more information about MOOCs specifically, see the summary of MOOC research in Appendix B.

Governance of online courses

General organizational considerations

Including distance education in higher education institutions necessitates a balancing act between ensuring pedagogical effectiveness, understanding the learners, developing interactivity, designing strategies for student retention, negotiating faculty incentives, and evaluating profitability and affordability (Laws, Howell, & Lindsay, 2003). Distance education, in its infancy, started with a focus on the adult or life-long learner, as part of a college or university's community offerings (Shattuck, 2014). However, online learning is growing, and a 2013 study revealed that there were at least 6.7 million students taking at least one online course (Allen & Seaman, 2013). Taft et al. (2011) suggested that colleges and universities are scrambling to add online course offerings due to the rapid growth of technology, the change in students' characteristics and lifestyles, a growing demand for educational access, and competitive forces within higher education. Distance education enrollment continues to increase at the same time

enrollment in higher education institutions is dropping (Lederman, 2018). In 2017, the number of students who exclusively study online rose to 15.4% while those that took at least some online courses rose to 17.64% (Lederman, 2018). At the same time overall higher education enrollment fell by 0.44% (Lederman, 2018).

Many higher educational institutions struggle with sagging enrollment due to economic factors (Taft et al., 2011) and distance education can seem like a panacea to struggling universities that perceive increasing enrollment will help them improve revenues (Dykman & Davis, 2008). However, the quality of online courses is of concern to students, teachers, and administrators alike (Ossiannilsson, Williams, Camilleri, & Brown, 2015). Bailey, Vaduganathan, Henry, Laverdiere, and Pugliese (2018) stated that colleges and universities can develop online learning experiences that are high in quality if they choose to invest in strategic approaches. Wang (2014) stated that the United States has not developed nationally recognized, strong, and consistent quality-assurance measures for online institutions. Compora (2003) noted that many institutions do not have unique mission statements for online learning and that online courses may be implemented without the benefit of a needs assessment. It is established that thoughtful course design is capable of delivering equivalent or improved learning outcomes compared to traditional learning (Spiceland & Hawkins, 2002; Wegner, Holloway, & Garton, 1999), improved access for students, especially those who are disadvantaged, and improved institutional financial status due to reducing operating costs and growing revenue (Bailey et al., 2018).

Management culture in organizations

The growth of online learning necessitates the emergence of governing bodies within organizations to assure quality, maintain standards in technology usage, support stakeholders, and ensure accurate reporting of learning outcomes (Giattino & Stafford, 2019). Furthermore, online programs must incorporate plans for long-term sustainability (Angolia & Pagliari, 2016).

Angolia and Pagliari (2016) asserted that to develop and sustain a quality distance learning program, the university must have sufficient infrastructures such as policies and processes, information and communication technologies, instructional support staff, technology hardware and facilities, and training. Furthermore, administrators serve to encourage trust, foster relationships, and find common ground for discussion and action between stakeholders, while collecting and using data to facilitate change and support faculty in the online education endeavor (Burnette, 2015). Each of these functions must be completed within the context of student satisfaction and retention, (Muljana & Luo, 2019) and with a constant growth and maintenance philosophy (Angolia & Pagliari, 2016).

Further, administrators must have procedures in place that help instructors determine the student audience's content readiness and skill level (Artz, 2011). Gaytan (2009) describes the overarching purpose of governance as a means of coordinating the plan, design, delivery, and assessment of online learning. Regardless of the individuality of each use case or learning endeavor, program administrators or overseers must answer the similar question of how they will centralize oversight of the learning ecosystem while remaining flexible to changing technology, tools, data collection, data usage, and stakeholder interests (Giattino & Stafford, 2019).

Administrators may have to overcome some personal bias regarding distance education and online learning as they approach the governance of this segment of their educational services. Burnette (2015), in a study of administrators, found that 66% of the respondents were “bound” with a traditional outlook toward distance learning that reflected a reticence to believe distance learning provides a quality education. Additionally, administrators may be caught in an authority struggle as distance education incorporates areas, like technology resources, for which they are not directly involved in decision-making.

Giattino and Stafford (2019) suggested that there are four key areas of focus when formulating a governance plan for learning ecosystems. These key areas are membership, policy, processes, and resources. Due to the lack of face-to-face contact, problems that arise in online learning environments may escalate quickly, making both instructors and students lose enthusiasm for online opportunity (Dykman & Davis, 2008). Membership encompasses decision-making about who will be part of the learning ecosystem, how members will be able to interact with the ecosystem, and how decisions will be reached within the learning enterprise (Giattino & Stafford, 2019). Policy addresses who will make and enforce policy and how changes in the ecosystem will be implemented to the best advantage of the members. Processes that must be considered are how stakeholders will be using the system and how their creativity and experimentation within the system can be encouraged without risk to other members. Systems must be designed with consideration for how external partners can function within the ecosystem and how the system can remain relevant and responsive to the needs of the users. Determining who will be responsible for different resources in terms of manpower and funding is critical in keeping the ecosystem available and suitable for the different stakeholders. Equipment, technology support, and personnel support responsibilities must be assigned to maintain the learning ecosystem over time (Giattino & Stafford, 2019).

Institutional support and compensation for online instructors

To play a supporting role for faculty, administrators must first understand what motivates faculty members to undertake online course management (Parker, 2003). Faculty internal motivators are self-satisfaction, flexible hours, and the potential to reach a wider audience with their material. External motivators for faculty are monetary remuneration for teaching online courses, decreased workload, course development time, and technology for the faculty member’s personal use. Laws et al. (2003) found that faculty rank and advancement opportunities are motivating for faculty members’ willingness to participate in online course offerings.

Marek (2009) stated that the increase in online courses offered at universities necessitates that instructors be grounded in sound pedagogical skills that can help make online courses successful and improve institutional quality. Compora (2003) noted that faculty may be selected to teach online courses based on willingness rather than ability (expertise). Faculty attitude and pedagogy are also cited by Angolia and Pagliari (2016) as being pivotal to online learning. They stated that distance education requires a faculty that shares best practices that are adaptable and adopt-able. Time commitments, student communication times and expectations, and constantly changing technology can tax faculty members. Lewis and Abdul-Hamid (2006) found that successful faculty members stress interactivity as key to successful online courses and that maintaining a high standard of course interactivity does not happen without intention.

One barrier to effective online courses is that universities may lack a set of written guidelines for online courses and possess insufficient technical support for faculty members and students (Lion & Stark, 2010; Tallent-Runnels et al., 2006). Faculty members must have pedagogical support in using communication and technology tools (Angolia & Pagliari, 2016). Faculty must be trained in all new software that is onboarded because development and support is vital to a thriving distance education program. Ricci (2002) warns that an institution must have a comprehensive support structure in place for faculty, staff, and students with emphasis on technology support so that online courses are proficiently developed, and distance courses are not run in a continual crisis mode.

In addition to pedagogical considerations, Tomei (2006) found that instructors in online courses can experience a fluctuation in the demands on their time due to an increase in instructional content hours, counseling hours, and assessment hours compared to traditional classroom formats. In Tomei's study, content hours increased by nearly 18 hours while counseling increased by nearly 6 hours. The only construct that decreased teacher workload was assessment, which took about 4 hours off the instructor's overall load. This decrease was being due to the formative evaluations being hosted, managed, and scored online.

Bacow, Bowen, Guthrie, Lack, and Long (2012) summarized the perceptions of presidents and vice presidents (20 respondents), provosts (9 respondents), and deans, directors, and faculty members (14 respondents) in regard to online learning and course development from 25 institutions that consisted of public, private, community colleges, and four-year institutions. Although the study was small, they elucidated key issues faced by the sample institutions. Key points from their interviews are summarized below.

Key Stakeholder Observations Regarding Online Learning from Bacow et al., 2012

Observation	Possible Result	Strategies for Overcoming Barriers
Online course approval undergoes the same process as traditional course approval	Faculty time constraints are overlooked	Provide generous technical support for instructors
No rigorous methodology is in place to evaluate learning outcomes in online courses	Institutions may inappropriately rely on student retention data or on anecdotal evidence of learning outcomes (i.e., students in online courses did as well as traditional courses)	Provide faculty support for online instructors
Mixed reviews of student preferences of online versus traditional courses are confusing to interpret	When online and traditional formats are offered for the same courses, online sections fill up faster leading to assumptions that online is the preferred delivery method	Recognize innovative online teaching
Mature, highly motivated learners disproportionately outperform other learners in online formats	Student enrollment may be restricted to certain GPAs because online learning may seem too challenging for less academically sound students	Identify courses that can be converted to online formats easily as the university begins online instruction
Cheating may be more difficult to control in online courses	Faculty may alter course content to more project-based learning to curtail cheating	Separate online administration from the traditional administrative entity
Student monitoring is easier with online formats	Instructors can identify students that are not interacting with material	Share revenue generated with departments using online learning formats

Some faculty resist online formats because it runs contrary to their professional goals of student interaction	Instructors may gravitate toward teaching how they were taught which could diminish their desire for teaching online
Instructors may feel online learning will lower faculty employment levels	Administrators must counteract faculty, parent, and student perceptions that faculty/student ratios will increase
Instructors must have technical aptitude and must re-develop courses for an online format	Instructors may have increased time commitments in transitioning to an online environment
Instructors are reluctant to teach courses that are developed by third party vendors or to “re-purpose” older material	Administrators must develop course “ownership” policies to counteract the perceived loss of instructor control or loss of customization
Uncertain intellectual property rights exist	Course content ownership must be addressed

The table above reflects the concerns of higher education instructors who are developing content and teaching online. The Massive Open Online Course or MOOC has unique considerations beyond those listed in the chart above. For example, MacLeod, Haywood, Woodgate, and Sinclair (2016) remind the educational community that, while instructors are supposed to design their curriculum with the learner in mind, in a MOOC setting, that goal would be nearly unachievable. Additionally, the call for a constructivist community causes instructors difficulty in course design and delivery in the MOOC format due to the possibly massive scale in the number of participants. The constructivist agenda would urge instructors to foster teacher presence for improved learning (See Community of Inquiry in Section 5) (MacLeod et al., 2106). Furthermore, educators are faced with the possibility that the demographics of the current group of MOOC participants may not mimic the next group such that the designs and delivery are not reusable without modification. It is also necessary for instructors to account for the multinationality of the MOOC learners, which could further burden the instructor’s design and delivery options (MacLeod, Haywood, Woodgate, & Alkhatnai, 2015).

To counteract faculty reluctance, administrators must include faculty in discussions of an institution’s position, goals, and plans for web-based learning (Lion & Stark., 2010). McQuiggan

(2007) uncovered that there are four key elements to include in faculty development to prepare instructors for the challenges of online teaching. These include preparing course materials, learning to navigate the unfamiliar online environment, developing a thorough faculty development program, and using adult learning theory in faculty development programs.

Martins and Nunes (2016) found that faculty undertaking online courses perceive that they reshuffle time for course development and preparation by increasing the duration of time spent in these activities. Instructors felt that teaching and learning activities were increasingly taking place over extended time periods and that this set up a competition for the academic's attention. Instructors are required to quickly adapt to changing course delivery methods while maintaining their other career and professional performance requirements which are likely to esteem research over teaching and undervalue 'teaching hours'. Additionally, the online course delivery can extend teachers in other ways, such as dealing with the communication difficulties that must be overcome in a community of inquiry situation that exists between instructors and students if the instructor is to maintain student engagement. Academics must also deal with the complexities of designing online courses with the expertise of a learning scientist so that students can maximize learning outcomes. Online instructors trying to promote effective online learning must be able to undertake technical challenges and expectations while trying to pace content and the temporal challenges of providing content. They stated that these temporal changes result in an academic's perception that workload metrics, patterns, and conflicts are disrupted and that entrenched organizational policies fail to help instructors overcome or modulate these competing elements. These researchers called for guidelines that would establish new and reasonable norms regarding an academic's virtual presence that would account for workload allocation frameworks and would implicitly address rewards for time in performance appraisals that are related to the scholarship of online teaching. Secondly, they stated that guidelines should be developed that address expectations of an online instructor that would be communicated to students about rules of conduct within an online course and instructor availability.

Lawler and King (2001) proposed a model for faculty development called "The Adult Learning Model of Faculty Development" which suggests a framework of administration and faculty cooperation to pre-determine what will be covered in the faculty development, how it will be structured, and how follow-up on the training sessions will be completed. The steps of this form of faculty development include pre-planning for the development opportunity which addresses the culture and mission of the faculty opportunity (Lawler, 2003). A second planning stage addresses how the activities for the faculty development will be designed and implemented. A third stage monitors the delivery of the information to make sure that the participants are gaining the necessary opportunities for learning and are being instructed with adult learning methods in mind. Finally, a follow-up of the learning event allows participants to be supported in using their new knowledge. All elements from pre-planning through follow-up are conducted in a climate respectful of the way adults learn (Lawler & King, 2001). In online learning, Taylor and McQuiggan (2008) found that faculty were interested in learning about and having access to design strategies and use tools to support online learning and having information on how to best structure courses for an online environment. While faculty were interested in technology-skill learning, they were also interested in the implications of their instructional designs for effective online learning (Taylor et al., 2008). McQuiggan (2007) notes that faculty need encouragement to

reflect on their instructional practices to help them, as the learners, to make critical transformation in their thinking and behavior.

Fair evaluation

DeCosta, Bergquist, Holbeck, and Greenberger (2016) and Berk (2013) lament the lack of research into faculty evaluation for online teaching despite the wealth of research into faculty evaluation in traditional settings. Online teaching effectiveness is linked to more than effective pedagogies and instructional techniques that set the tone for the class; teaching largely depends upon the beliefs and attitudes of the teacher (Welch, Orso, Doolittle, & Areepattamannil, 2015). Furthermore, students' expectations may cloud the definition of an effective online experience. Compora (2003) discovered that there is a general trend for institutions to conduct course evaluations, however there is little consistency in the method or requirements in evaluations. DeCosta et al. (2016) found that online instructors desire more holistic evaluations from multiple stakeholders especially regarding content, and that instructors desire evaluations so that they can become better teachers, not just better online teachers. Course format was found to have little interplay in student course evaluations between blended, online, and face-to-face environments leading researchers to state that the lines between student perceptions of delivery are diminishing (Dziuban & Moskel, 2011).

Instructor evaluations

Berk (2013) identified several guidelines that are currently in use to evaluate online course effectiveness and inform decision-makers. These include instructor-developed scales, which place the sole responsibility for the evaluation on the instructor and have the disadvantage that some instructors may not have any training or skill in developing surveys or evaluations. Some institutions rely on traditional evaluations used in face-to-face courses, which neglect the uniqueness of online instructional methods. Other institutions revise the face-to-face scale or supplement the face-to-face scale with additional items pertaining to online aspects of the course, such as technology. The addition of questions to a face-to-face survey can help in comparisons of the two learning modalities, if constructed correctly (Berk, 2013).

Another rating method is to develop a completely new survey for use in evaluating online courses, however this may be cost-prohibitive and unnecessary, as some questions used in a face-to-face survey could be useful in evaluating online courses (Berk, 2013). A final method of course evaluation currently in use is to take advantage of commercially available or previously published rating scales. Berk warns that validity and reliability of the commercial scales have not been reported; however, several published scales, such as the Students' Perceptions of Online Courses (SPOC) scale or the Student Evaluation of Web Based Instruction (SEWBI) scale are available for use. A third published scale is the Student Evaluation of Online Teaching Effectiveness (SEOTE) scale.

Student Evaluations

Student evaluation is impacted by the online learning modality in that peer- and self-assessment have been introduced into the learning environment as both a learning activity and assessment tool (Dominguez, Jaime, Sanchez, Blanco, & Heras, 2016). System-derived learning analytics can help stakeholders understand the quality parameters in online courses (Perkins, 2019). In fact,

Perkins (2019) admonished instructors to design evaluation points throughout the online course cycle to make on-going changes to best reach students' expectations and improve learning.

Reliability of the evaluations can blur the effective utilization of student reviews. Some confounds to evaluating student online learning have been reported, such as instructor accent (Sanchez & Khan, 2016). Sanchez & Kahn (2016) demonstrated that while perceived fluency did not alter actual learning, instructors with accents were rated as less effective. Carpenter, Wilford, Kornell, and Mullaney (2013) showed that "fluent" video instructors (those who stood up, made eye-contact, and spoke fluently) outranked video instructors who were disfluent (those who slumped, looked away, and spoke haltingly) in effectiveness. Student perceived learning was significantly higher when the instructor was fluent versus disfluent, although actual learning between instructors was equivalent (Carpenter et al., 2013). In learning environments utilizing self- and peer-assessments, Dominguez et al. (2016) found that self-reported assessments tended to be inflated and peer-reported assessments were subject to a friendship bias. In the same study, Dominguez et al. (2016) found that student-evaluators operated with a competitive bias, as well, when grading students from another institution in cross-institutional collaborative activities.

References for Appendix A

- Allen, I. E., & Seaman, J. (2013). *Changing course: Ten years of tracing online education in the United States*. San Francisco, CA: Babson Survey Research Group and Quahog Research Group LLC.
- Anderson, T. (2003). Modes of interaction in distance education: Recent developments and research questions. In M. G. Moore & W. G. Anderson (Eds.), *Handbook of Distance Education* (pp. 129-146). New Jersey: Lawrence Erlbaum Associates.
- Angelino, L. M., Williams, F. K., & Natvig, D. (2007). Strategies to engage online students and reduce attrition rates. (2007). *The Journal of Educators Online*, 14(2).
- Angolia, M. G., & Pagliari, L. R. (2016). Factors for successful evolution and sustainability of quality distance education. *Online Journal of Distance Learning Administration*, 19(3).
- Anwar, M. & Greer, J. (2012). Facilitating trust in privacy-preserving e-learning environments. *IEEE Transactions on Learning Technologies*, 5, 62-73.
- Artz, J. (2011). Online courses and optimal class size: A complex formula. Retrieved from <https://files.eric.ed.gov/fulltext/ED529663.pdf>.
- Aversa, E., & MacCall, S. (2013). Profiles in retention part 1: Design characteristics of a graduate synchronous online program. *Journal of Education for Library and Information Science*, 54(2), 147-161.
- Bacow, L. S., Bowen, W. G., Guthrie, K. M., Lack, K. A., & Long, M. P. (2012). Barriers to adoption of online learning systems in U. S. higher education. Retrieved from <http://major21.wdfiles.com/local--files/archive/BarrierstoAdoptionofOnlineLearningSystemsinUSHigherEducation-DJR%20Comments.pdf>.
- Bailey, A., Vaduganathan, N., Henry, T., Laverdiere, R., & Pugliese, L. (2018). Making digital learning work: Success strategies from six leading universities and community colleges. *The Boston Consulting Group*.
- Bangura, K. A. (2005). Ubuntugogy: An African educational paradigm that transcends pedagogy, andragogy, eronagy, and heutagogy. *Journal of Third World Studies; Americus*, 22(2), 13-53.
- Bannan, B., Dabbagh, N., & Walcutt, J. J. (2019). In J. J. Walcutt & S. Schatz (Eds.). *Modernizing Learning: Building the Future Learning Ecosystem*. Washington, DC: Government Publishing Office. License: Creative Commons Attribution CC BY 4.0 IGOBa.

- Bell, B. S., & Federman, J. E. (2013). E-learning in postsecondary education. *The Future of Children, 23*, 165-185.
- Bennett, S., & Maton, K. (2010). Beyond the 'digital natives' debate: Towards a more nuanced understanding of students' technology experiences. *Journal of Computer Assisted Learning, 26*(5), 321-331.
- Bennett, S., Maton, K., & Kervin, L. (2008). The 'digital natives' debate: A critical review of the evidence. *British Journal of Educational Technology, 39*(5), 775-786.
- Berk, R. A. (2013). Face-to-face versus online course evaluations: A "consumer's guide" to seven strategies. *Journal of Online Teaching and Learning, 9*(1), 140-148.
- Bernard, R. M., Abrami, P. C., Lou, Y., Borokhovski, E., Wade, A., Wozney, L., Wallet, P. A., Fiset M., & Huang, B. (2004). *Review of Educational Research, 74*(3), 379-439.
- Bernard, R. M., Abrami, P. C., Borokhovski, E., Wade, C. A., Tamin, R. M., Surkes, M. A., & Bethel, E. C. (2009). A meta-analysis of three types of interaction treatments in distance education. *Review of Educational Research, 79*(3), 1243-1289.
- Blaschke, L.M. (2012). Heutagogy and lifelong learning: A review of heutagogical practice and self-determined learning. *The International Review of Research in Open and Distributed Learning, 13*(1), 56-71.
- Bonney, C. R., & Sternberg, R. J. (2017). Learning to think critically. In R. E. Mayer & P. A. Alexander (Eds.). *Handbook of research on learning and instruction* (2nd ed.). New York, NY: Routledge.
- Boston, W. E., Ice, P., & Gibson, A. M. (2011). Comprehensive assessment of student retention in online learning environments. *Online Journal of Distance Learning Administration, 14*(1).
- Brooks, D. C. (2016). ECAR study of undergraduate students and information technology, 2016. Research report. Louisville, CO: ECAR.
- Brown, S. E., Karle, S. T., & Kelly, B. (2015). An evaluation of applying blended practices to employ studio-based learning in a large-enrollment design thinking course. *Contemporary Educational Technology, 6*(4), 260-280.
- Bunn, J. (2004). Student persistence in a LIS distance education program. *Australian Academic & Research Libraries, 35*(3), 253-269,
- Burnette, D. M. (2015). Negotiating the mine field: Strategies for effective online education administrative leadership in higher education institutions. *Quarterly Review of Distance Education, 16*(3), 13-25.
- Burruss, N. M., Billings, D. M., Brownrigg, V., Skiba, D. J., & Connors, H. R. (2009). Class size is related to the use of technology, educational practices, and outcome in web-based nursing courses. *Journal of Professional Nursing, 25*, 33-41.
- Canning, N. (2010). Playing with heutagogy: Exploring strategies to empower mature learners in higher education. *Journal of Further and Higher Education, 34*(1), 59-71.
- Carpenter, S. K., Wilford, M. M., Kornell, N., & Mullaney, K. M. (2013). Appearances can be deceiving: Instructor fluency increases perceptions of learning without increasing actual learning. *Psychonomic Bulletin & Review, 20*(6), 1350-1356.
- Clapp, A., Reynolds, A., Bell, B., Lockhart, E., Todd, G., & Connell, T. (2019). Planning the development and maintenance of distance learning courses. *Online Journal of Distance Learning Administration, 22*(1).
- Clinton, G. (2015). The 2014 AECT summer research symposium experience: Learning, design, and opportunity bearing fruit. In B. Hokanson, G. Clinton, & M. W. Tracey (Eds.). *The design of learning experience: Creating the future of educational technology*. (pp. i-ix) New York, NY: Springer.
- Compura, D. P. (2003). Current trends in distance education: An administrative model. *Online Journal of Distance Learning Administration, 7*(2).
- Crawford, C. M., Young Wallace, J., & White, S. A. (2018). Rethinking pedagogy, andragogy, and heutagogy. *Academic Exchange Quarterly, 22*(4).

- Cuseo, J. (2004). The empirical case against large class size: Adverse effects on the teaching, learning, and retention of first-year students. *The Journal of Faculty Development*, 21(1), 5-21.
- Danker, B. (2015). Using flipped classroom approach to explore deep learning in large classrooms. *IAFOR Journal of Education*, 3(1), 171-186.
- DeBoer, J., Ho, A. D., Stump, G. S., & Breslow, L. (2014). Changing "course": Reconceptualizing educational variables for massive open online courses. *Educational Researcher*, 43(2), 74-84.
- DeCosta, M., Bergquist, E., Holbeck, R., & Greenberger, S. (2016). A desire for growth: Online full-time faculty's perceptions of evaluation processes. *The Journal of Educators Online*, 13(2), 19-52.
- Deming, D., Goldin, C., & Katz, L. (2013). For profit colleges. *Future of Children*, 23(1), 137-163.
- Deri, M. A., Mills, P., and McGregor, D. (2018). Structure and evaluation of a flipped general chemistry course as a model for small and large gateway science courses at an urban public institution. *Journal of College Science Teaching*, 47(3), 68-77.
- Dietz-Uhler, B., Fisher, A., & Han, A. (2007). Designing online courses to promote student retention. *Journal of Educational Technology Systems*, 26(1), 105-112.
- Dominguez, C., Jaime, A., Sanchez, A., Blanco, J. M., & Heras, J. (2016). A comparative analysis of the consistency and difference among online self-, peer-, external- and instructor-assessments: The competitive effect. *Computers in Human Behavior*, 60, 112-120.
- Drago, W., & Peltier, J. (2004). The effects of class size on effectiveness of online courses. *Management Research News*, 27(10), 27-4.
- Dron, J. (2007). Designing the undesignable: Social software and control. *Educational Technology & Society*, 10(3), 60-71.
- Duffy, K. F. (2008). *The role of student services in retention of students: Student perceptions and expectations*. (Doctoral Dissertation). Retrieved from UMI. 3330684
- Dykman, C. A., & Davis, C., K. (2008). Online education forum-part three: A quality online educational experience. *Journal of Information Systems Education*, 19(3), 281-289.
- Dziuban, C., & Moskel, P. (2011). A course is a course: Factor invariance in student evaluation of online, blended and face-to-face learning environments. *The Internet and Higher Education*, 14(4), 236-241.
- Emmanuel, J. P., & Lamb, A. (2017). Open, online, and blended: Transactional interactions with MOOC content by learners in three different course formats. *Online Learning*, 21(2), doi: 10.24059/olj.v21i2.845.
- Erb, S., & Shaw, R. (2019). Culture Change. In J. J. Walcutt & S. Schatz (Eds.). *Modernizing Learning: Building the Future Learning Ecosystem*. Washington, DC: Government Publishing Office. License: Creative Commons Attribution CC BY 4.0 IGO.
- Flowers, D. J. (2000). Utilization-focused needs assessment: A case study of adult learners' web-based distance education needs. (Ph.D. dissertation, University of South Alabama, Mobile, Alabama).
- Floyd, D. L., & Casey-Powell, D. (2004). New roles for student support services in distance learning. *New Directions for Community Colleges*, 128, 55-64.
- Francis, R. W. (2012). Engaged: Making large classes feel small through blended learning instructional strategies that promote increased student performance. *Journal of College Teaching & Learning*, 9(2), 147-152.
- Fridriksdottir, K. (2018). The impact of different modalities on student retention and overall engagement patterns in open online courses. *Computer Assisted Language Learning*, 31(1-2) 52-71.
- Gaytan, J. (2009). Analyzing online education through the lens of institutional theory and practice: The need for research-based and -validated frameworks for planning,

- designing, delivering, and assessing online instruction. *The Delta Pi Epsilon Journal*, 51(2), 62-75.
- Giattino, T., & Stafford, M. (2019). Governance for learning ecosystems. In Walcutt, J.J. & Schatz, S. (Eds.). *Modernizing Learning: Building the Future Learning Ecosystem*. Washington, DC: Government Publishing Office. License: Creative Commons Attribution CC BY 4.0 IGO
- Hafeez, A., Gujjar, A.A., Noreen, Z. (2014). Demanding need of growing technologies in distance learning system. *Turkish Online Journal of Distance Education*, 15(4), 170-180.
- Hai-Jew, S. (2006). Operationalizing trust: Building the online trust student survey (OTSS). *Journal of Interactive Instruction Development*, 19(2), 16-30.
- Hai-Jew, S. (2007). The trust factor in online instructor-led college courses. *Journal of Interactive Instruction Development*, 19(3), 11-25.
- Hattie, J. (2009). *Visible learning: A synthesis of over 800 meta-analyses relating to achievement*. New York, NY; Routledge.
- Helgesen, O., & Nessit, E. (2007). Images, satisfaction, and antecedents: Drivers of student loyalty? A case study of a Norwegian university college. *Corporate Reputation Review*, 10(1), 38-59.
- Hew, K. F., Qiao, C., & Tang, Y. (2018). Understanding student engagement in large-scale open online courses: A machine-learning facilitated analysis of students' reflections in 18 highly rated MOOCs. *International Review of Research in Open and Distributed Learning*, 19(3), 69-93.
- Hillman, S. J., & Corkery, M. G. (2010). University infrastructural needs and decisions in moving towards online delivery programs. *Journal of Higher Education Policy and Management*, 32(5), 467-474.
- Ho, A. D., Reich, B. F. J., Nesterko, S. O., Seaton, D. T., Mullaney, T. P., Waldo, J. H., & Chuang, I. (2014). HarvardX and MITx: The first year of open online courses, Fall 2012-Summer 2013. *HarvardX and MITx Working Paper*, 1, 1-33.
- Hossain, Z., Bumbacher, E., Brauneis, A., Diaz, M., Saltarelli, A., Blikstein, P., & Riedel-Kruse, I. H. (2018). Design guidelines and empirical case study for scaling authentic inquiry-based science learning via open online courses and interactive Biology cloud labs. *International Journal of Artificial Intelligence in Education*, 28(4), 478-507.
- Interaction Design Foundation (2017). Learning experience design: The most valuable lessons [blog post]. The Interaction Design Foundation. www.interaction-design.org.
- Jaffe, D. (1997). Asynchronous learning: Technology and pedagogical strategy in a distance learning course. *Teaching Sociology*, 25(3), 262-277.
- Jones, S. J., & Meyer, K. A. (2012). The "virtual face" of distance learning at public colleges and universities: What do websites reveal about administrative student support services? *Online Journal of Distance Learning Administration*, 15(4).
- Judd, T. (2018). The rise and fall (?) of the digital natives. *Australasian Journal of Educational Technology*, 34(5). 99-119.
- Khedhiri, M. (2018). Readiness for change in public education: A discrete empirical investigation. *Higher Education for the Future*, 5(2), 178-197.
- Knowles, M. S., Holton, E. F., III., & Swanson, R. A. (2015). *The adult learner* (8th ed.). New York, NY: Routledge.
- Knox, J. (2014). Digital culture clash: "Massive" education in the e-learning and digital cultures MOOC. *Distance Education*, 35(2), 164-177.
- Kurzweil, D., & Marcellas, K. (2019). Instructional designers and learning engineers. In J. J. Walcutt & S. Schatz (Eds.). *Modernizing Learning: Building the Future Learning Ecosystem*. Washington, DC: Government Publishing Office. License: Creative Commons Attribution CC BY 4.0 IGO.
- Lallemant, C., Gronier, G., & Koenig, V. (2015). User experience: A concept without consensus? Exploring practitioners' perspectives through an international survey. *Computers in Human Behavior*, 43, 35-48.

- Lawler, P. A., & King, K. P. (2001). Refocusing faculty development: The view from an adult learning perspective. Paper presented at the Pennsylvania Adult and Continuing Education Research Conference, Indiana, PA.
- Lawler, P. A. (2003). Teachers as adult learners: A new perspective. *New Directions for Adult and Continuing Education*, 2003(98), 15-22.
- Laws, R. D., Howell, S. L., & Lindsay, N. K. (2003). Scalability in distance education: "Can we have our cake and eat it too?" *Online Journal of Distance Education*, 6(4).
- Leach, M., & Hadi, S. M. (2017). Supporting, categorising and visualising diverse learner behaviour on MOOCs with modular design and microlearning. *Journal of Computing in Higher Education*, 29(1), 147-159.
- Lederman, D. (2018). Online education ascends. Retrieved from <https://www.insidehighered.com/digital-learning/article/2018/11/07/new-data-online-enrollments-grow-and-share-overall-enrollment>
- Lee, J. W. (2010). Online support service quality, online learning acceptance, and student satisfaction. *Internet and Higher Education*, 13, 277-283.
- Lewis, C. C., & Abdul-Hamid, H. (2006). Implementing effective online teaching practices: Voices of exemplary faculty. *Innovative Higher Education*, 31(2), 83-98.
- Lion, R. W., & Stark, G. (2010). A glance at institutional support for faculty teaching in an online learning environment. *Educause Review Online*. Retrieved from https://www.researchgate.net/profile/Robert_Lion/publication/311922952_A_Glance_at_Institutional_Support_for_Faculty_Teaching_in_an_Online_Learning_Environment
- Lisewski, B. (2004). Implementing a learning technology strategy: Top-down strategy meets bottom-up culture. *Association for Learning Technology: Research in Learning Technology*, 12(2), 175-188.
- Liu, Q., Peng, W., Zhang, F., Hu, R., Li, Y., & Yan, W. (2016). The effectiveness of blended learning in health professions: Systematic review and meta-analysis. *Journal of Medical Internet Research*, 18(1).
- Loafman, L., & Altman, B. W. (2014). Going online: Building your business law course using the Quality Matters rubric. *Journal of Legal Studies Education*, 31(1), 21-54.
- Lowenthal, P. R., Nyland, R., Jung, E., Dunlap, J. C., & Kepka, J. (2019). Does class size matter? An exploration into faculty perceptions of teaching high-enrollment online courses. *American Journal of Distance Education*, 33(3).
- Ludwig-Hardman, S., & Dunlap, J. C. (2003). Learner support services for online students: Scaffolding for success. *International Journal of Research in Open and Distance Learning*, 4(1).
- MacLeod, H., Haywood, J., Woodgate, A., & Alkhatnai, M. (2015). Emerging patterns in MOOCs: Learners, course designs and directions. *TechTrends*, 59(1), 56-63.
- MacLeod, H., Haywood, J., Woodgate, A., & Sinclair, C. (2016). Massive Open Online Courses: designing for the unknown learner. *Teaching in Higher Education*, 21(1), 13-24.
- Marek, K. (2009). Learning to teach online: Creating a culture of support for faculty. *Journal of Education for Library and Information Science*, 50(4), 275-292.
- Maringe, F., & Sing, N. (2014). Teaching large classes in an increasingly internationalising higher education environment: Pedagogical, quality and equity issues. *Higher Education*, 67, 761-782.
- Maritim, E. K., & Getuno, D. M. (2018). Scalability of learners' success rates in e-learning: A survey study of the learners' perspectives. *European Journal of Open, Distance and E-Learning*, 21(1), 1-15.
- Martin, F., Ndoeye, A., & Wilkins, P. (2016). Using learning analytics to enhance student learning in online courses based on Quality Matters Standards. *Journal of Educational Technology Systems*, 45(2), 165-187.

- Martin, F., Ritzhaupt, A., Kumar, S., & Budhrani, K. (2019). Award-winning faculty online teaching practices: Course design, assessment and evaluation, and facilitation. *The Internet and Higher Education, 42*, 34-43.
- Martins, J., & Nunes, M. B. (2016). The temporal properties of e-learning: an exploratory study of academics' conceptions. *International Journal of Educational Management, 30*(1), 2-19.
- Matthews, M. T., & Yanchar, S. C. (2018). Instructional design as manipulation of, or cooperation with, learners? *Tech Trends, 62*, 152-157.
- McLoughlin, C., & Lee, M. J. W. (2010). Personalised and self-regulated learning in the Web 2.0 era: International exemplars of innovative pedagogy using social software. *Australasian Journal of Educational Technology, 26*(1), 28-43.
- McQuiggan, C. A. (2007). The role of faculty development in online teaching's potential to question teaching beliefs and assumptions. *Online Journal of Distance Learning Administration, 10*(3), Retrieved from <http://citeseerx.ist.psu.edu/viewdoc/download?doi=10.1.1.538.4250&rep=rep1&type=pdf>.
- Means, B., Toyama, Y., Murphy, R., & Baki, M. (2013). The effectiveness of online and blended learning: A meta-analysis of the empirical literature. *Teachers College Record, 115*, 1-47.
- Muilenburg, L. Y., & Berge, Z. L. (2005). Student barriers to online learning: A factor analysis. *Distance Education, 26*(1), 29-48.
- Muljana, P. S., & Luo, T. (2019). Factors contributing to student retention in online learning and recommended strategies for improvement: A systematic literature review. *Journal of Information Technology Education: Research, 18*, 19-57.
- Nichols, M. (2010). Student perceptions of support services and the influence of targeted interventions on retention in distance education. *Distance Education, 31*(1), 93-113.
- Nistor, N., & Neubauer, K. (2010). From participation to dropout: Quantitative participation patterns in online university courses. *Computers & Education, 55*(2), 663-672.
- Oosthuizen, G. G., Loedolff, P. v. Z., Hamman, F. (2010). Students' perceptions of the quality of learning support in ODL. *Progressio, 32*(1), 185-205.
- Orellana, A. (2006). Class size and interaction in online courses. *The Quarterly Review of Distance Education, 7*(3), 229-248.
- Orton-Johnson, K. (2009). 'I've stuck to the path I'm afraid': Exploring student non-use of blended learning. *British Journal of Educational Technology, 40*(5), 837-847.
- Ossiannilsson, E., Williams, K., Camilleri, A. F., & Brown, M. (2015). *Quality models in online and open education around the globe: State-of-the-art and recommendations*. Oslo: International Council for Open and Distance Education (ICDE).
- Paas, F., & Sweller, J. (2014). Implications of cognitive load theory for multimedia learning. In R. E. Mayer's (Ed.) *Cambridge Handbook of Multimedia Learning* (2nd Ed.) (pp. 27 - 42). New York, NY: Cambridge University Press.
- Park, J-H., & Choi, H.J. (2009). Factors influencing adult learners' decision to drop out or persist in online learning. *Educational Technology & Society, 12*(4), 207-2017.
- Parker, A. (2003). Motivation and incentives for distance faculty. *Online Journal of Distance Learning Administration, 6*(3).
- Pellisier, C. (2019). *Learner support in online learning environments*. Hoboken, NJ: John Wiley & Sons.
- Perkins, R. A. (2019). Assessment and evaluation in online learning. *Library Technology Reports, 55*(4), 31-34.
- Prensky, M. (2001a). Digital natives, digital immigrants Part 1. *On the Horizon, 9*(5), 1-6.
- Prensky, M. (2001b). Digital natives, digital immigrants Part 2: Do they really think differently? *On the Horizon, 9*(6), 1-6.
- Reina, D. S., & Reina, M. L. (1999). *Trust and betrayal in the workplace*. San Francisco, CA: Berrett-Koehler Publishers.

- Ricci, G. A. (2002). *System infrastructure needs for web course delivery: A survey of online courses in Florida community colleges*. (Doctoral Dissertation). Retrieved from <https://files.eric.ed.gov/fulltext/ED469892.pdf>
- Robert, J., Lewis, S. E., Oueini, R., & Mapugay, A. (2016). Coordinated implementation and evaluation of flipped classes and peer-led team learning in general chemistry. *Journal of Chemical Education*, 91, 1993-1998.
- Roberts, A. M., LoCasale-Crouch, J., Hamre, B. K., & Buckrop, J. M. (2017). Adapting for scalability: Automating the video assessment of instructional learning. *Online Learning*, 21(1), 257-272.
- Safer, A. H., & AlKhezzi, F. A (2013). Beyond Computer Literacy: Technology integration and curriculum transformation. *College Student Journal*, 47(4), 614-626.
- Sanchez, C. A., & Khan, S. (2016). Instructor accents in online education and their effect on learning and attitudes. *Journal of Computer Assisted Learning*, 32(5), 494-502.
- Santoso, H. B., Schrepp, M., Isal, R. Y. K, Utomo, A. Y., & Priyogi, B. (2016). Measuring User Experience of the Student-Centered e-Learning Environment. *Journal of Educators Online*, 13(1), 58-79.
- Schatz, S. (2019). Learning experience design. In J. J. Walcutt & S. Schatz (Eds.). *Modernizing Learning: Building the Future Learning Ecosystem*. Washington, DC. Government Publishing Office. License: Creative Commons Attribution CC BY 4.0 IGO.
- Shattuck, K. (Ed.). (2014). *Assuring quality in online education*. Sterling, VA: Stylus Publishing.
- Shaw, R. B. (1997). *Trust in the balance: Building successful organizations on results, integrity, and concern*. San Francisco, CA: Jossey-Bass Publishers.
- Shea, P., & Armitage, S. (2002). *Guidelines for creating student services online*. WCET LAAP Project Beyond the Administrative Core: Creating Web-based Student Services for Online Learners. Retrieved from <https://files.eric.ed.gov/fulltext/ED536193.pdf>.
- Simpson, O. (2013). Student retention in distance education: Are we failing our students? *Open Learning*, 28(2), 105-119.
- Song, J., & Zahedi, F. (2007). Trust in health infomediaries. *Decision Support Systems*, 43, 390-407.
- Spiceland, J. D., & Hawkins, C.P. (2002). The impact on learning of an asynchronous active learning course format. *Journal of Asynchronous Learning Networks*, 6(1), 68-75.
- Springer, S. (2018). One university's experience partnering with an online program management (opm) provider: A case study. *Online Journal of Distance Learning Administration*, 21(1).
- Stein, S., & Anderson, B. (2017). Hidden aspects of Administration: How scale changes the role of a distance education administrator. *Online Journal of Distance Learning Administration*, 20(4).
- Sun, P.-C., Tsai, R. J., Finger, G., Chen, Y. Y., & Yeh, D. (2004). What drives a successful e-learning? An empirical investigation of the critical factors influencing learner satisfaction. *Computers & Education*, 50, 1183-1202.
- Taft, S.H., Perkowki, T., & Martin, L. S, (2011). A framework for evaluating class size in online education. *The Quarterly Review of Distance Education*, 12(3), 181-197.
- Tait, A. (2000). Planning student support for open and distance learning. *Open Learning*, 15(3), 287-299.
- Tallent-Runnels, M. K., Thomas, J. A., Lan, W. Y., Cooper, S., Ahern, T. C., Shaw, S. M., & Liu, X. (2006). Teaching courses online: A review of the research. *Review of Educational Research*, 76(1), 93-135.
- Taylor, A., & McQuiggan, C. (2008). Faculty development programming: If we build it, will they come? *EDUCAUSE Quarterly*, 31(3), 28-37.
- Tomei, L. (2006). The impact of online teaching on faculty load: Computing the ideal class size for online courses. *Journal of Technology and Teacher Education*, 14(3), 531-541.

- Touro College (2013, August 7). What is the difference between xMOOCs and cMOOCs? [Web log comment]. Retrieved from <http://blogs.onlineeducation.touro.edu/distinguishing-between-cmoocs-and-xmoocs/>
- Tuquero, J. M., & McCool, W. C. (2011). A meta-ethnographic synthesis of support services in distance learning programs. *Journal of Information Technology Education: Innovations in Practice, 10*, 157-178.
- Wang, Y. D. (2014). Building student trust in online learning environments. *Distance Education, 35*(3), 345-359.
- Waycott, J., Bennett, S., Kennedy, G., Palgarno, B., & Gray, K. (2010). Digital divides: Student and staff perceptions of information and communication technologies. *Computers & Education, 54*, 1202-11.
- Wegner, S., Holloway, K. C., and Garton, E. M. The effects of internet-based instruction on student learning. *Journal of Asynchronous Learning, 3*(2), 1-9.
- Welch, A. G., Orso, D., Doolittle, J., & Areepattamannil, S. (2015). Matching student expectations with instructors' dispositions: Insight into quality of online teaching. *The Journal of Effective Teaching, 15*(2), 5-19.
- Wong, J., Baars, M., Davis, D., Van Der Zee, T., Houben, G. J., & Paas, F. (2019) Supporting self-regulated learning in online learning environments and MOOCs: A systematic review. *International Journal of Human-Computer Interaction, 35*(4/5), 356-373.
- Yang, D., Baldwin, S., & Snelson, C. (2017). Persistence factors revealed: students' reflections on completing a fully online program. *Distance Education, 38*(1), 23-26.
- Yohe, J. M. (1996). Information technology support services: Crisis or opportunity? *Campus-Wide Information Systems, 13*(4), 14-23.
- Yukselturk, E., & Yildirim, Z. (2008). Investigation of interaction, online support, course structure and flexibility as the contributing factors to students' satisfaction in an online certificate program. *Educational Technology & Society, 11*(4), 51-65.
- Zimmerman, T. D. (2012). Exploring learner to content interaction as a success factor in online courses. *International Review of Research in Open and Distributed Learning, 13*(4), 152-165.

Appendix B: Courseware & Distributed Technology Review

Technology is the fastest growing element of the modern learning ecosystem. Possibly because of this new factor, there are many common beliefs that learning with technology is not as effective as traditional classroom-based learning. This is a common belief among administrators and instructors which has served to hinder online and technology-led learning (Roby et al., 2013). However, under the correct circumstances, learning with intelligent systems (Craig, Hu, Graesser, Bargagliotti, Sterbinsky, Cheney, & Okwunabua, 2013; VanLehn, 2011), eLearning (Bernard et al., 2011), blended learning (Liu et al., 2016), and learning at scale (Taft et al., 2011) can be just as effective as standard classroom learning.

- State-of-the-art distributed learning environments should be supported and evaluated by data.
- State-of-the-art distributed learning environments should use video to present procedural interactions and model behavior not as a lecture replacement.
- State-of-the-art distributed learning environments should use virtual reality, augmented reality, and Simulations when there is a reusable topic that requires a setting that is interactive and requires real time human collaboration.
- State-of-the-art distributed learning environments use Social Media improve to interactions and engagement for online learning especially as class size increase.
- State-of-the-art distributed learning environments can use microlearning principles to support mobile learning within existing classrooms
- State-of-the-art distributed learning environments use UX/human-centered evaluation to increase understanding for all aspects of the learning system.

Using Data in Distributed Learning Environments

Before moving into specific types of courseware, it is important to understand how courseware components can interact with one another. We begin with discussions of Sharable Content Object Reference Model (SCORM) and Experience API (xAPI).

Learning management systems/xAPI/SCORM

SCORM is not in itself a specification or a standard (Bailey, 2005). SCORM describes how learning content is presented to the learner through a virtual learning environment (VLE). Also, it describes how the learner's progress is tracked by the VLE (Bailey, 2005). SCORM enables learning content authored by a vendor to be easily imported and run in any SCORM conformant VLE. Assets (e.g., text, images, sound, assessment) or files that could be rendered by a web browser are assembled into a Shareable Content Object (SCO). These are then described through the addition of meta-data. A file called a package manifest is then created to package SCOs into a course structure. Usually, it includes a table of contents to enable learners to navigate between SCOs. This is exposed in the VLE user interface.

How was SCORM used?

SCORM has been used in learning management systems (LMSs) (Watson & Hardaker, 2005) and e-learning courses (Savic & Konjovic, 2009) to provide students the appropriate resources based on their learning styles. Watson and Hardaker (2005) discussed how LMS are extendable to provide guidance to learners by using SCOs. In their study, courses were represented as small discrete reusable SCOs. Their strategy was not considered dictatorial as it provided guidance in the form of different routes through SCOs to meet the same learning objective. Students were asked to answer a set of questionnaires to determine their learning styles. Using this information, a predefined manifest file of SCORM was then used based on the learning style of the student. This "personalizes" the order of the resources in the LMS. In another study, Savic and Konjovic (2009) designed a personalized e-learning course based on the student's learning style using SCORM. This module was then integrated into the Sakai system. The learning style was based on the Felder-Silverman model and students were asked to fill in a questionnaire to determine their learning style.

What is xAPI?

Experience API (xAPI), also known as Tin Can API, was developed by the Advanced Distributed Learning (ADL) Initiative as a standard for describing learning activities that can be shared across systems. xAPI is one of many components of the next generation of SCORM (Poltrack et al., 2012). xAPI was conceived by applying the concept of activity streams to e-learning (Cooper, 2014). Events are captured as statements, which consists of three parts, namely an actor, a verb, and an object. Contextual information can also be added to provide more details on the learning activity. The granularity of information relies on the decision of the activity provider. Statements are built using Extensible Markup Language (XML). xAPI is typically used along with a Learning Record Store (LRS) which stores these activity statements. xAPI also allows for the retrieval of these statements, can exist on its own or within a Learning Management System, and because of the ability to be able to collect learning data across multiple systems, it has the potential for personalization (Durlach, Washburn, Regan, & Oviedo, 2015).

Murphy, Hannigan, Hruska, Meford, & Diaz (2016) stated that although several standards are already in use in the context of training technology (e.g., high-level architecture and distributed interactive simulation), only xAPI that is able to capture and share human performance data because of how it was designed. All learning experiences can be represented, even those done outside of the training environment.

Evidence for xAPI

Long et al. (2015) developed an interoperable performance data for unstabilized gunnery simulators. The goal was to improve the efficiency of the adaptive training curriculum on a virtual simulation training system. They found a significant reduction in the amount of time to train with comparable final qualification scores. The Army Research Laboratory developed Pipeline which is a Microsoft.NET dynamic link library that enables simulator vendors to wrap around their systems to be able to generate and consume xAPI activity statements (Long et al., 2015). Like the result found by Murphy et al. (2016), a nearly 40% reduction in time spent training on Basic Rifle Marksmanship was found. This was mainly due to acceleration in the curriculum. However, in this study the participants were cadets from a local ROTC and not actual military trainees. Furthermore, both studies addressed only a stove-piped learning episode (i.e., across multiple learning episodes), as both implemented adaptation in a single learning experience (Smith, Gallagher, Schatz, & Vogel-Walcutt, 2018). Smith et al. (2018) stated that ideally, these adaptations should be applied within and across learning and development episodes.

Uses of xAPI

Several case studies have been done to explore the possibility of using xAPI to improve student learning. McGaghie, Issenberg, Petrusa, and Scalese (2010) noted that embedding xAPI in simulation-based team training could provide the potential to close the gap between simulation and real-world medical practice. This is facilitated by the ability to collect objective and detailed data which closes the gap between task performance and immediate feedback of that data. McGaghie et al. (2010) successfully demonstrated that xAPI could be a useful tool for collecting and visualizing data from multiple sources in relation to the Internet of Things. The context of their proof of concept is in a medical team training and simulation process. The goal was to improve training operations in environments and contexts that are high-stress operating environments.

Scharlat (2013) explored using xAPI to collect data to devise a personalized, avatar-based virtual advisor using the vast data collected about the user (e.g., learner's likes and dislikes). These virtual advisors are to be hosted in immersive virtual environments (IVEs). One of the potential functions includes highlighting new items in an annual training module. Throughout the module, the learner could focus on the new content. It could also have the potential to consider the human aspects of the learner (e.g., represent itself as a male since it has a lower frequency voice or make assumptions, such as the learner has a slight hearing loss). Scharlat's work is an initial step in identifying useful data that could be used to create a personalized learning experience.

One proposed application of xAPI is in tracking activities in transmedia training environments, which is a transformational technique applicable to training and education (Raybourn, 2014). Lim (2015) discussed two case studies at a high-level. The first one is an educational game Oregon Trail where xAPI was used to track activities that are effective in helping people learn. Since the

source code of the game is not readily available, a simple program was developed to record xAPI statements directly into the LRS. The second case study evaluated the proposal of the Learning, Interaction, Mentoring, and Evaluation (LIME) model to develop a recommender engine for students (Corbi & Burgos Solans, 2014). The LIME model could potentially capture both the formal and informal learning processes. This model captures four separate pedagogical components that are evident in all stages of education. This is a rule-based recommendation model that requires inputs that can be obtained in various ways. Furthermore, Lim (2015) highlighted the necessary adaptations and modifications for xAPI sentences to build LIME-compatible inputs.

Durlach et al. (2015) discussed a proof-of-principle project where they used xAPI on an instrumented rifle range. The goals were to collect essential information training data to be able to: support individual feedback, aggregated data views for trainers and range operations personnel, flexible data views for training researchers, and automated availability of qualification data to the Army Training Management System (Durlach et al., 2015). xAPI was used to collect learner data and make it available across different types of learning systems. The goal is to support personalized education and training, as well as provide detailed feedback since the current system only provides trainees with a composite score regarding their performance. The study by Durlach et al. (2015), discussed the conversion of government-provided data from the LOMAH-TRACR (Location of Miss and Hit-Targetry Range Automated Control and Recording) system into xAPI statements. One integration issue was associating a soldier's Electronic Data Interchange Personal Information (EDI-PI) with an individual's data. This required the ability to "login" to identify the soldier. However, in training simulations, these are non-existent.

Goodwin, Murphy, and Medford (2016) leveraged xAPI to produce human performance data that has intersystem data value. They developed a library of measures and an xAPI registry to encode this library of measures. They proposed a system called Support for Training Effectiveness Analysis with Data Interoperability (STEADI) which is an effort to develop an integrated performance measurement system to support the Integrated Model of Training Evaluation and Effectiveness (IMTEE) in a marksmanship use case. It serves as a stand-alone reference for training vendors to easily incorporate marksmanship-specific xAPI measures. One strength was that it did not prescribe how a performance measure was to be described. However, one weakness was due to its flexibility, as it may be prone to redundancy

Sottolare, Long, and Goldberg (2017) talked about how to enhance the xAPI to improve domain competency modeling for adaptive instruction. This work in progress attempts to improve xAPI statements by documenting the following: achievement types, experience duration, experience source information, domain learning, forgetting, and assessment within learning experiences. These were identified in the literature associated with domain competence.

It has been claimed that 70% of the learning activities are informal (Bogan, Bybee, and O'Connell, 2018; McCall, 1985), while that number is likely an overestimation (See Clardy, 2018), Bogan Bybee, and O'Connell (2018) are likely accurate in their assertion that these occur outside digital learning environments (Bogan et al., 2018). This leads to a skewed interpretation of the effectiveness of training within these areas. In their study, Bogan et al. (2018) highlight the importance of capturing non-digital learning events. They proposed a strategy of using xAPI profiles to supplement metadata. As a result, efficiency was improved along with the user's

learning engagement. Furthermore, in this proof of concept it was found that the test group had a shorter test and virtual simulation duration and had improved test scores compared to the control group. Bogan et al. (2018) acknowledged that this study had a small sample size and so the results should not be viewed as conclusive.

xAPI has also been proposed for use in standardizing self-regulated learning (SRL) traces (Manoso-Vasquez, Caeiro-Rodriguez, & Llamas-Nistal, 2018). This would enable data collection from multiple sources and could be achieved using predefined recipes that could be used to monitor self-regulation. Similarly, it may sometimes be possible to extract xAPI statements even when the courseware is non-compliant. For example, Presnall and Radivojevic (2018) performed a case study of the implementation of xAPI in a Computer-Assisted Exercise (CAX), Viking 18. They implemented xAPI across several e-learning courses. They were able to extract xAPI statements from various non-compliant coursewares. This proof of concept in the context of training allowed them to perform learning analytics at a large scale and enabled visualizing disparate types of data in real-time.

Future Research

Our review identified several promising future research directions. For instance, Sottolare et al. (2017) hoped to expand the diversity of training domains to which xAPI statements are being used. Johnson, Nye, Zapata-Rivera, & Hu, X (2017) acknowledged two trending areas in the learning technology: Intelligent Tutoring Systems (ITSs) and increased data interoperability. There is also a possibility of implementing xAPI within or across ITSs (Johnson et al., 2017).

Another area of potential future research is regarding system adaptation. Adaptation should be done at the system level where it is not a stove-piped approach (Smith et al, 2018). This will optimize the system and provide a better adaptation to the needs of the learner and at the right time. Finally, there is ongoing research on xAPI as one of the standards in the specifications of the Spiral-2 of the Total Learning Architecture (TLA). The vision is for an interconnected learning “ecosystem” to optimize talent management (Smith et al., 2018).

Learning analytics

The Goals of Learning Analytics

Learning analytics (LA) is a fast-growing area of technology learning research (Ferguson, 2012). The first Learning Analytics and Knowledge (LAK) conference, defined LA as “the measurement, collection, analysis, and reporting of data about learners and their contexts, for the purpose of understanding and optimizing learning and the environments in which it occurs” (1st International Conference on Learning Analytics and Knowledge, 2010, para. 5). LA is an educational approach that is guided by pedagogy (Greller & Drachsler, 2012). LA aims to exploit the potential offered by the explosion of big data (i.e., interaction data, personal and academic information) which was brought about by the widespread use of online learning environments (Ferguson, 2012). One of its major concerns is to build trust and confidence in learning analytic tools.

Ferguson (2012) identified the different factors that drive learning analytics. This includes big data, online learning, and politics. Some important motivations for learning analytics research are increasing motivation, autonomy, effectiveness and efficiency of learners and teachers

(Buckingham Shum, Gasevic, & Ferguson, 2012). Papamitsiou and Economides (2014), in their systematic review of learning analytics research, found that most of the learning settings that would benefit from LA were virtual learning environments (VLE) or learning management systems (LMS), cognitive tutors, class-based and web-based environments, mobile settings, and recently, massive open online courses (MOOCs) and social learning platforms. Additionally, Papamitsiou & Economides (2014) identified classification as the most popular LA method for analyzing the collected data and found that clustering and regression (both logistic and multiple) have been used in data analysis. They also noted that recently, there has been popularity gaining on the use of discovery with models.

Papamitsiou and Economides (2014) identified that student/student behavior modeling, which is focused on detecting, identifying, and modeling student learning behavior, was a prominent research purpose, the goal of which was to identify student learning strategies and circumstances under which the strategies occur, by modelling affective and metacognitive states. There has been an interest in the discovery and modeling of student behaviors within MOOCs, as well. The interpretability of the models still depends on the human and may not be interpreted the same among teachers. Another research objective is that of identifying, exploring, and evaluating student performance factors for the purpose of predicting student performance. These factors typically include, but are not limited to, grades, engagement, and demographics. Papamitsiou and Economides (2014) noted that more variables do not necessarily improve prediction accuracy in mathematical models. However, better results were found when using neural networks method compared to the regression analysis method.

Another valuable use of LA is to increase student self-reflection and self-awareness. This increase is achieved by informing instructors of “disconnected” students. Students can also be evaluated through a student’s visualization feature, which informs learners of their performance and their personal progress as well as their performance compared to peers, usually in the form of a dashboard.

LA can assist stakeholders by providing a method to predict dropout and retention. This is one of the key issues in LA/EDM research. By focusing on using data captured (sometimes early data about the students such as entrance exam results), these tools can alert instructors of the need to provide intervention to students. Observing students’ interaction with the system can be valuable as well. It was found that a combination of machine learning techniques yielded a higher accuracy, which depended on the granularity of student data. In fact, most of the learning analytics systems are capable of reporting interaction data of students to instructors or administrators (Schwendimann et al., 2017). Another use of LA is to improve feedback and assessment services where the goal is to provide meaningful feedback. This feedback can be in the form of adaptive assessment or formative assessment. Finally, LA can assist with the recommendation of resources, which could be recommended based on the affective state of the learner, using collaborative filtering, or through a hybridization between learner and content modeling.

Multimodal Learning Analytics (MMLA)

Blikstein (2013) argued that new insights into student's learning trajectories could be provided by multimodal learning analytics, especially with the growing number of technologies that collect student artifacts. This is the combination of collection and analysis which could provide a novel approach to understanding when students generate solutions to problems or collaborate with peers, both in the digital and physical worlds.

Another goal is to extend the application of tools and methodologies of LA to learning contexts where digital traces are not readily available (Ochoa, 2017). Multimodal interaction makes it possible to track multiple human activities, such as wearable cameras, biosensors, and eye trackers, which can be integrated to evaluate complex cognitive abilities. Learning aspects addressed in the current research includes the following: lectures, oral presentations, problem-solving, construction exercises, and the use of intelligent tutoring systems (ITS). Additionally, Ochoa (2017) asserted that the objective of MMLA is to combine these multiple sources or traces into a single analysis. The following are some of the various modalities used in MMLA research which are relevant for learning, but it should be noted that this is not a comprehensive list: gaze, body language (posture, gestures, and motion), actions, facial expressions, speech, and writing and sketching.

However, there are some issues to consider when implementing MMLA (Ochoa, 2017). One concern is associated with recording data for a specific modality. This involves the acquisition, installation, and use of equipment. Another issue is concern about the privacy of the participants. Equipment used to capture data include cameras, microphones, and sensors. The next issue is concerned with the integration of multiple data coming from multiple sources. The variability can range from the extraction process, granularity, and format would have to be considered. This highlights the importance of coming up with a general framework that could guide the general LA community. The last issue is concerned with the impact on learning. With the complexity of the data acquisition and analysis involved, as opposed to a monomodal analysis, the positive impact on learning can be large enough to compensate for this complex approach.

Leveraging Learning Analytics

Arnold and Pistilli (2012) developed a system called Course Signals. This system leveraged the power of learning analytics to allow instructors to provide real-time feedback to students through faculty dashboards. Predictive models were run upon the request of instructors. This used the vast student data that is captured by multiple systems in the university. The goal is to identify students who are at risk and produce "actionable intelligence." This intelligence could be used to guide students to appropriate help resources along with an explanation on how to use the resources. The Course Signals system has four components: performance, which is the percentage of points earned in the course to date; effort, which is based on how the student interacted with the university's learning management system in comparison with his or her peers; prior academic history, which is comprised of high school GPA and standardized test scores; and student characteristics, which includes age, residency, and credits attempted. Students were not placed at risk simply due to a single factor, rather a risk was determined based on the student's contextual landscape which converts both static and dynamic data points

into a single score that were used for the prediction. With this system, the researchers found significantly higher retention for students who have used Course Signals at least once (96.71%), compared to those who have not used at all (83.44%). Furthermore, students who had used Course Signals more than once had a higher retention rate than those who used it only once.

Learning analytics have also been used to improve teamwork assessment (Fidalgo-Blanco, Sein-Echaluce, Garcia-Penalvo, & Conde, 2015). These researchers proposed a learning analytics system which aims to reduce the time spent for individual assessment in a teamwork assessment. Teamwork competency cannot be assessed only based on the group's results but should also evaluate the activity of everyone. However, this is tedious and time-consuming, especially with the voluminous amount of data being produced by education systems. There is a need to assess the real evidence of the work of each team member. This is achievable through studying the interaction (both active and passive) between students which could be used to infer individual performance of the teamwork context. Fidalgo-Blanco et al. (2015) used interactions within forums in Moodle to provide the teacher with the monitoring and evaluation data of individual members in the team. This system afforded real time extraction which promoted informed decisions.

Future Directions of LA

Ferguson (2012) identified four of the future challenges in learning analytics: 1) To build strong connections between LA and the learning sciences as work that focuses on cognition, metacognition, and pedagogy is under-represented in most of the key references. 2) For research to develop methods of working with a wide range of datasets which allows for the optimization of learning environments. To achieve this, complex datasets such as those outside the formal learning environments (e.g., biometric data, mobile data, mood data) must be factored into the analysis. 3) There must be a focus on the perspective of learners which would address their needs. 4) A clear set of ethical guidelines that must be developed and applied. Currently, there are no clear guidelines regarding the rights of learners in relation to their data or even their responsibility to act on any recommendations provided by learning analytics.

Papamitsiou & Economides (2014) also analyzed the strengths, weaknesses, opportunities, and threats of the LA/EDM research by looking into selected case studies. One of the strengths was the availability of big educational data, while one weakness was the heterogeneous nature of the data sources which could lead to data representation issues. In addition, one opportunity was the exploration of the roles of self-reflection, self-awareness, and self-learning in intelligent, autonomous, and massive systems, however a threat was the issue of data privacy and ethics.

Similarly, Campbell, Deblois, and Oblinger (2007) raised some of the issues that must be taken into consideration with the growing popularity of learning analytics. These issues are listed in the following table and are briefly described.

Issue	Brief Description
Big Brother	Who determines what is going to be tracked as the notion of being tracked is threatening to some; is there a way to opt-out? Should we inform them? Do we need to ask for their consent?
Holistic View	The prediction may only capture a certain aspect of the learner and may not provide a complete picture. Some aspects may not have been captured or explored.
Faculty Involvement	Faculty play a crucial role in the intervention process that addresses students who are at-risk.
Profiling	Allows for the creation of profiles of successful and unsuccessful students which could be used for potential interventions (e.g., prompts) or predictions.
Data Privacy	Who may be able to access the data as certain privacy regulations may protect these data about students (i.e., FERPA)?
Data Stewardship	Data may be coming from multiple systems that could eventually be housed in a data warehouse. Also, how will these data be preserved, secured, and shared? Who may access this data and who can make decisions over them?
Information Sharing	To whom can we share models of successful students? Should these be shared with students, faculty, or other staff?
Obligation to Act	As such student models provide a probability of student's success, are the students, faculty, or the institution obliged to act upon these?
Distribution of Resources	How resources are distributed may be a potential issue. For example, will those who have the greatest need will be the only ones who could access the support services or anyone who is interested? If resources are limited, who gets to be prioritized?

The Issues of Ethics and Privacy in Learning Analytics

Slade and Prinsloo (2013) proposed a framework that can be used as a guide for higher education institutions to address ethical issues in learning analytics. This is a six-principle framework.

- 1) Learning Analytics as Moral Practice. This must result in understanding rather than measuring (Reeves in Slade & Prinsloo, 2013).
- 2) Students as Agents. Students should be collaborators and not only recipients of interventions and services.
- 3) Student Identity and Performance are Temporal Constructs. Learning analytics provides only a snapshot view of a learner at a time and context. Data must eventually expire.
- 4) Student success is a complex and multidimensional phenomenon. Our data is incomplete and can be vulnerable to misinterpretation and bias due to the nature of student success.
- 5) Transparency on the purpose of using the data and how these will be protected.
- 6) Higher education cannot afford to ignore data. This is particularly true if it helps an institution achieve its goals.

Pardo and Siemens (2014) identified four principles that can be used to categorize the various issues that stem from privacy in learning analytics. These are transparency, student control, security, and accountability and assessment. Transparency can be applied in all the stages of learning analytics. The information must be clear to all the stakeholders how the analytics process is carried out. The type of information must be known to them. Student control, which covers the rights of the users to access and correct the data obtained about them. The right of access refers to being able to clearly identify who has access to the collected data, without this user trust would be affected. Finally, accountability and assessment suggest that each aspect must have an entity responsible for the proper functioning of its related components. Assessment refers to the ability of the institution to evaluate, review, and refine the entire process.

Drachsler and Greller (2016) proposed a checklist named DELICATE which can be used by researchers, policymakers and institutional managers when implementing learning analytics solutions “to overcome the fears connected with data aggregation and processing policies” (p. 96). This is an eight-point checklist derived from a thorough literature review, workshop with experts and several legal documents. Their checklist consists of the following:

- 1) Determination, which answers the question of why a stakeholder wants to use learning analytics? It aims to determine what value does it add to the organization and to the data subjects. It also determines the rights of the data subjects.
- 2) Explain, which suggests that institutions be open about their intention and objectives for accessing data. This includes being able to identify what data are needed and what purpose they serve. Furthermore, intentions about how long these data will be used and who gets to have access must be made clear.
- 3) Legitimacy, the question of why accessors can have the data? It involves identifying the data sources that are already available and identifying why they are not enough, if applicable. Also, questions such as the ability to collect additional data must be answered.
- 4) Involve, which highlights the importance of involving all the stakeholders and the data subjects in the data analysis process. This could include answering any privacy concerns of the data subjects as well as the training of any staff that would handle or have access to the data.
- 5) Consent, which makes a binding agreement with the data subjects about the nature, use, and methodology of the data collection and analysis. This should be done prior to the data collection and must have clear and understandable consent questions (yes or no). Also, data subjects must have the option to opt-out of the data collection without consequences.
- 6) Anonymize which ensures that individual information must not be retrievable. As much as possible, data should be aggregated to generate abstract metadata models.
- 7) Technical which ensures the various procedures to guarantee privacy. This could be by continuously monitoring who can gain access to the data. If there are any changes to the analytics, the privacy regulation must be updated, and new consent must be asked. The data storage must comply with international security standards.
- 8) External which indicates data collection and use may have different concerns to address if data will be collected or analyzed using assistance from external providers. Imperative that any external provider must comply with national and organizational rules. A contract which clearly states responsibility for data security must be made with any provider used in the project. Data collected must be used only for its original stated intent and not for some other purpose.

Data mining

What is Educational Data Mining?

Educational Data Mining (EDM) is an emerging interdisciplinary research field which is concerned with developing, researching, and applying computerized techniques that will help make sense of a vast amount of educational data (i.e., captured from educational settings) with the hopes of detecting meaningful patterns (Romero & Ventura, 2013). The field of EDM sits at the intersection of fields of Computer Science, Education, and Statistics. The goal is to have a better understanding of how students learn as well as to determine in which setting students learn. This greater understanding will enable educators to gain insight and explain educational phenomena to improve educational outcomes. Another goal of EDM is to improve learning.

However, such measures are not easily obtainable. Therefore, these are estimated through improved performances. Zaiane (2001) identified the goal of EDM as turning learners into effective and better learners.

Romero and Ventura (2013) discussed the types of data being analyzed using EDM techniques and how they are not only limited to interaction data of individual learners (e.g., navigation behavior). These data could be collected from collaborating students (e.g., chat or discussion), administrative data (e.g., school or teacher), demographic data (e.g., gender or age), student affectivity (e.g., emotional states), among others. Furthermore, the typical characteristics of these data include multiple levels (e.g., assessment, question, or subject level), context, fine-grained (i.e., varying time resolution in terms of capturing data), and longitudinal data (e.g., data spans to multiple semesters or even years).

Differences between Learning Analytics (LA) and Educational Data Mining (EDM)

Siemens and Baker (2012) described differences in LA and EDM. They compared the two fields in terms of five different aspects, namely the type of discovery being prioritized, reductionist and holistic frameworks, origins, adaptation and personalization, and popular techniques and methods used. In terms of discovery, both LA and EDM aim to automate the discovery process with the use of visualizations and other methods. However, LA gives a greater focus on leveraging human judgement, while EDM focuses more on automated discovery. LA uses automated discovery to inform humans who make decisions, while EDM uses human judgment (e.g., experts) in the form of providing labels for classification. LA attempts to look at systems holistically by understanding them in their full complexity. On the other hand, EDM puts emphasis on reducing systems into their components, analyzing each of these components and understanding the relationships among them. LA has strong origins from the fields of semantic web, intelligent curriculum, outcome prediction, and systemic interventions. On the other hand, EDM has strong origins from the fields of educational software and student modeling, particularly in predicting course outcomes. In terms of adaptation and personalization, LA models are mostly designed to empower stakeholders (i.e., instructors and students) by informing them. On the other hand, EDM models are mostly designed for the use of automating adaptation in systems which do not have humans in the loop (e.g., intelligent tutoring systems).

Regarding the techniques and methods, LA usually uses social network analysis, sentiment analysis, influence analytics, discourse analysis, learner success prediction, concept analysis, and sensemaking models. Meanwhile, EDM typically uses classification, clustering, Bayesian modeling, relationship mining, discovery with models, and visualization. Ferguson (2012), in her discussion of the state-of-the-art of learning analytics, identified the central theme of the research fields as both fields started to mature. LA is focused on the educational challenge: How can we optimize opportunities for online learning? EDM is focused on the technical challenge: How can we extract value from these big sets of learning-related data?

Types of Educational Environments of EDM Research

EDM researchers use data that come from either the traditional education or the computer-based education environments. In the educational system, traditional education is the most widely used. This environment involves face-to-face contact between the teacher and the students, which typically consists of lectures, individual work, and class or small group discussions. Such

environments include infant/preschool education, primary/elementary education, secondary education, higher/tertiary education, and alternative/special education. Meanwhile computer-based educational environments use computers to provide direction or to instruct students, such as learning management systems (LMS), intelligent tutoring systems (ITS), adaptive and intelligent hypermedia systems (AIHS), test and quiz systems, and other types (e.g., wikis, forums, virtual reality). Romero and Ventura (2013) noted that traditional education may use computer-based educational systems to complement their face-to-face sessions.

Topics of Interest in EDM

Romero and Ventura (2013) enumerated the various topics of interest in the educational data mining research community. These topics include: developing generic frameworks and methods, mining educational data (e.g., assessment or interaction data), educational process mining (i.e., extracting process-related knowledge from event logs), data-driven adaptation and personalization, improving educational software, evaluating teaching interventions, detecting emotion, affect, and choice, integrating data mining and pedagogical theories (i.e., use existing educational and psychological knowledge to better focus research), improving teacher support, replication studies (i.e., application in a new domain), and best practices.

Popular Methods of EDM

Romero and Ventura (2013) surveyed the state-of-the-art of EDM research and summarized the various methods that were used by researchers. The table below enumerates these methods and briefly describes them. Romero and Ventura (2013) noted that the distillation of data for human judgment, discovery with models, knowledge tracing, and nonnegative matrix factorization are mostly prominent in EDM research.

Method	Description
Prediction	Infer a target attribute based on a set of attributes (or combination of). This includes classification, regression, or density estimation. This approach is popular to forecast student's performance.
Clustering	Identify groups of students that are like one another. This could be due to their similar learning and interaction patterns.
Outlier Detection	Identify data points that are significantly different from others, usually, these values are either too small or too large as compared to others. This can be used to detect students with learning difficulties.
Relationship Mining	Identify the relationship between variables and encode them in a form of rules. Popular approaches include association rule mining, sequential pattern mining, correlation mining, and causal data mining. This could be used to identify relationships between student's behavior patterns and their learning difficulties.
Social Network Analysis	Measure relationships among entities in a networked context (i.e., nodes and links). This can be used to analyze the structure and relations in tasks that allow for collaboration and interactions.
Process Mining	Using event logs captured by information systems, process-related knowledge is extracted with the goal of coming up with a clear visual representation of the whole process.
Text Mining	Extract useful information from text data. This usually involves text categorization, text clustering, concept/entity extraction, production of granular taxonomies, sentiment analysis, summarization of document. This could be used to analyze the content of discussion forums or chats.
Distillation of Data for Human Judgement	The goal is to represent data in a way that is easily comprehensible. This could be achieved through summarization, visualization, and interactive interfaces to highlight information that can be used for decision making. EDM does a good job at this, as large amounts of data can be presented at once. This would enable instructors to visualize and analyze the course activity of students along with their usage.
Discovery with Models	Uses models previously validated as a component of another analysis. Usually, these are used in predictions or clustering. This enables the analysis of existing research questions across a variety of contexts. It could also identify relationships between the behaviors of students and their characteristics.
Knowledge Tracing	Estimate the mastery of a student on a skill, which has been used in effective cognitive tutors. This uses cognitive models that map a problem-solving item to a particular skill being assessed. Logs of correct and incorrect answers are then used as basis or evidence of their knowledge for a skill.
Nonnegative Matrix Factorization	A technique that enables interpretation in terms of Q-Matrix (or transfer model) in a straightforward manner.

Common Applications of EDM

The most common application of the EDM approach is predicting students' performance, which is also the oldest and the most popular approach. However, more studies involving the application of EDM techniques to solve other problems have been starting to emerge. Romero and Ventura (2013) listed several, such as user and student modeling through the development and tuning of cognitive models which represent their skills and declarative knowledge (Frias-Martinez, Chen, & Liu, 2006). Findings show the construction of courseware which would benefit instructors and developers of learning content (Garcia, Romero, Ventura, Gea, & De Castro, 2009). Another example is parameter estimation where parameters to probabilistic models are inferred from the data with the aim of predicting the probability of an event of interest to happen (Wauters, Desmet, & Van Den Noortgate 2011). Finally, Romero and Ventura (2013) provided a list of examples of educational data mining tools that have been used by researchers in the field. Some examples include SNAPP, DataShop, EPRules, among others.

Stealth Approaches to Assess Students in Online Learning Environments

Reeves (2000) differentiated assessment from evaluation. Assessments are for people, and evaluations are for things. However, it is easy to confuse and interchange both. Reeves (2000) discussed three major directions for integrating alternative approaches for assessing in online learning environments in higher education: cognitive assessment, performance assessment, and portfolio assessment. The cognitive assessment focuses on measuring the higher order thinking abilities of students, achieved through means such as concept mapping. Performance assessment can be done by looking into the learner's ability to apply knowledge in realistic contexts, done by requiring students to demonstrate their capabilities directly through product creation or through engagement. Finally, a portfolio is where the work of the student is stored over time so that it can be reviewed with respect to both process and product.

Stealth Assessment.

Shute (2011) argued that assessments can be integrated into the learning process which could enable us to extract evidence and react in meaningful ways. In this approach, automated scoring and machine-based reasoning can be leveraged. The idea of integration led to the development of stealth assessment. Shute and Kim (2014) formally defined it as "an evidence-based approach to assessment where the tasks that students are engaged with are highly interactive and immersive" (p. 135). These environments could be in the form of video games or other computer-based instructional systems. Throughout this process, a person's progress is continually being tracked and data related to the progress are being collected, and immediate feedback is provided. For example, in the context of computer games where people explore simulated worlds, software can be used to track and collect data regarding the user's progress. The goal is to predict appropriate challenges so that these challenges can be provided to learners based on what the system knows about the user so far (Sharples, 2019). Stealth assessment is a special approach to formative assessment (Shute & Kim, 2014). Stealth assessment and instructional design share a common goal which is to coherently align learning objectives with how they are measured.

Principles of stealth assessment. Sharples (2019) enumerated key principles of stealth assessments. The software that analyzes the activities of students within a computer game or

simulation should be able to continually adjust to match the challenges to the performance of the student. The testing should be part of the game and should not be separated. In effect, the learner's anxiety is reduced because of the blurring distinction between assessment and learning. Finally, the system should build models dynamically which estimates the student's ability and competency.

Stealth assessment design.

Competency learning is the underlying pedagogy of stealth assessment (Sharples, 2019). Shute (2011) discussed how to design effective stealth assessments. Evidence-centered Design (ECD) is believed to be a successful method to develop stealth assessment games. In this method, game designers identify what knowledge, skills, and competencies to assess. Usually, these competencies are not easily directly assessed. To address this, the behaviors, and interactions of the students with the system are often used as evidence. The game designer then builds different measures of success and failure into the game which will then be linked together to form a network of probabilities of the learner having gained the desired skill or reached the required competency. These inferences on competency states are stored in a dynamic model of the learner.

Issues surrounding stealth assessment.

One ethical issue regarding stealth assessment is how it claims to provide students an entertaining game but, their progress is being monitored and their problem-solving skills or creativity are being assessed (Sharples, 2019). Furthermore, as research in stealth assessment is still at an early stage, the possibility of adopting a set of general methods of design is still unclear. For instance, is it possible for methods implemented for a game or topic to be reused in others (Sharples, 2019)?

Blended Learning, Data Analytics, and Educational Data Mining

Learning analytics have been used to predict student success in courses and LA can be used to inform instructors and adjust learning designs for the betterment of course content and delivery (Foung & Chen, 2019). Foung and Chen (2019) found that some students engaged in the online component of the blended course early in the term but only did the minimum required amount of online work, while other students accomplished far beyond the minimum online activities and accessed the online information after the course was completed. In their research, Foung and Chen (2019) found that the total number of attempts to complete an activity and the student's performance on individual online activities was predictive of the student's final course grade. Similarly, Lu et al. (2018) used LA to predict students' final course grade after only one-third of the course had been completed.

That said, traditional LA may not always be appropriate for enacting change in blended learning endeavors. Sansone and Cesareni (2019) suggested that LA be fashioned around learning theories to measure the critical aspects of active online interactions. The Social Learning Analytics model uses such factors as the number of clicks, discussion forum participation, and formative assessment on computer-assisted technology to monitor and improve learning outcomes (Sansone & Cesareni, 2019). The Social Learning Analytics model is not used ubiquitously, and Sansone and Cesareni (2019) suggested that developers, researchers, and instructors work together to standardize the approach to learning analytics in blended

environments with the goal of the data being more capable of accurately influencing training interventions, personalized automatic feedback, encourage student reflection, and highlight best practices in these hybrid environments.

Learning analytics are of no concrete value if they cannot generate actionable information (van Leeuwen, 2019). Van Leeuwen (2019) found that teachers do not always know what actions to take from the LA data, but that instructors did find the reports caused them to begin conversations with students and to diagnose and intervene during learning activities. Van Leeuwen (2019) suggested that LA reports could better support instructors if the report contained not only raw data but suggestions on implementing interventions.

One suggestion that can be implemented by instructors to better support students is the use of appropriate and timely personalized feedback (Pardo, Jovanovic, Dawson, Gasevic, & Mirriahi, 2019). Personalizing feedback can be especially challenging in large student cohorts (Pardo et al., 2019). Pardo et al. (2019) developed an algorithm that helped instructors tailor email messages to students each week throughout a course based on sets of pre-written replies to students about how they could adjust their study to improve learning. The algorithm was based on the number of correct responses on summative exercises within a range (Pardo et al., 2019). Results demonstrated a positive association between the messages and the learners' satisfaction with the feedback and students' academic performance on the midterm examination.

Park, Yu, and Jo (2016) found that it was possible to track the extent of an institution's incorporation of a blended learning plan through educational data mining. The Korean institution studied had expressed policies for the implementation of blended learning; however, Park et al. (2016) were able to uncover that more structural supports were needed to fully change the culture of the institution and incorporate blended learning to the extent that was proposed. Park et al. (2016) demonstrated that online usage was extremely active for a small number of courses, but most of the institutions online offerings presented with a low LMS usage pattern. The EDM was able to uncover the discrepancy between policies and practice and the institution was able to disclose the results to the stakeholders so that plans for implementation of the blended learning goal could begin (Park et al., 2016).

Visualization

Motivations for Visualizing Data

Ruiperez-Valiente, Muñoz-Merino, Leony, and Kloos (2015) suggested that there are two main approaches to learning analytics that can be employed to make sense of the vast amount of learning data. Systems can be built which automatically processes the data, an example would be intelligent tutoring systems (ITS) or recommender systems. Another approach is through direct reporting to stakeholders (i.e., visualization). Information visualization uses interactive visual representations to amplify cognition (Card, Mackinlay, & Shneiderman, 1999). The ability of humans to recognize or discover patterns from visualizations (e.g., trends, outliers, clusters, gap) forms the basis of information visualization. By adding an interactivity component to learning, instructors facilitate exploratory data analysis.

Benefits of visual data exploration

Learner participation must be considered for data mining to be effective. This is where human knowledge and creativity comes into play with the computational power of modern computers. This process is called visual data exploration, where individuals are presented with visual forms of the data. Through this, they are asked to provide insight and draw conclusions from it. Furthermore, it is also possible for them to interact with the data, a process known as hypothesis generation.

Shneiderman (1996) provided a visual exploration paradigm popularly known as the Information Seeking Mantra (ISM), which provides a guideline on how to design effective visualizations, (e.g., “Overview first, zoom and filter, then details-on-demand”, p. 337). ISM stresses the importance of providing an initial overview to users to give them opportunities to detect interesting patterns. To detect and analyze patterns, users must be able to drill down and access details of the data. Keim (2002) suggested keeping the overview available to the user while focusing on the subset using another visualization technique. One such approach is the use of distortion, where the overview is distorted to focus the user on the subset.

Shneiderman (1996) enumerated seven tasks that can be done in visual exploration:

- overview (a complete picture of the collection which contains a movable field-of-view box)
- zoom (focus on items of interest, part of the collection, ideally preserve the sense of position and context, can be one dimension at a time or altogether)
- filter (remove any items that are not of interest, in essence do this dynamically, ideally less than 100 ms)
- details-on-demand (the ability to be able to provide details of items or group of items when selected)
- relate (ability to view relationships among items)
- history (ability to keep track of actions to facilitate undo or redo, or even further refinement)
- extract (retrieve parameters of query or subset of the collection and export them)

What types of data can be visualized?

Shneiderman (1966) enumerated seven data types: 1-dimensional, 2-dimensional, 3-dimensional, temporal, multi-dimensional, tree, and network. Specific to visual data mining, Keim (2002) identified six data types to be visualized: 1-dimensional data, two-dimensional data, multi-dimensional data, text and hypertext, hierarchies and graphs, and algorithms and software.

What are the different techniques that can be employed to visualize data?

Various techniques to display data include:

- Standard 2D/3D
- Geometrically transformed displays
- Iconic displays
- Dense pixel displays
- Stacked displays

Interaction and distortion techniques include:

- Dynamic projects
- Interactive filtering
- Interactive zooming
- Interactive distortion
- Interactive linking and brushing

The impacts of visualization on students.

Grissom, McNally, and Naps (2003) conducted a multi-university study that investigated the impact of algorithm visualization on student learning. The researchers identified the effects of different levels of algorithm visualization: not seeing any visualization, simply viewing visualizations for a short period in the classroom, and interacting directly with the visualizations for an extended period outside the classroom. Findings suggested that as the student engagement level increased, learning increased. Learning in this study was measured by computing for the learning gain (post-test minus pretest scores) in the context of an introductory computer science course.

Falakmasir, Hsiao, MazzolaGrant, and Brusilovsky (2012) investigated the impact of visualization on students' performance in a C Programming Course. The authors used a system called KnowVis, finding that students from a group who had visualization were more engaged in learning activities. Furthermore, these visualization students performed better in self-assessment quizzes, which may have been due to them being conscious or aware of their performance. The visualizations also fostered competition among their peers, resulting in students having better accuracy.

Dashboards

Jivet, Scheffel, Specht, and Drachsler (2018) suggested that learning analytics could bridge the gap between learning sciences and data analytics. Educators and researchers could derive meaning from the vast amount of data captured by online learning environments. One popular learning analytics intervention is the learning dashboard. Few (2013) defines a dashboard as “a visual display of the most important information needed to achieve one or more objects that have been consolidated on a single computer screen so it can be monitored at a glance” (p. 26). Few (2013) identified some of the essential characteristics of these dashboards, such as they are visual displays that display information that is needed to achieve specific objectives. Virtual displays usually fit on a single computer screen and are used to monitor information briefly. Yoo, Lee, Jo, and Park (2015) defined an educational dashboard (or learning dashboards, learning analytics dashboard) as an umbrella term which is “a visualized and intuitive display derived from the results of educational data-mining for the purpose of supporting students' learning and performance improvement” (p. 147).

Dashboards support learning or teaching by visualizing learning traces for learners and teachers (Verbert, Duval, Klerkx, Govaerts, & Santos, 2013) and provide a current and historical state of a learner, which allows for flexible decision making (Few, 2006). Furthermore, Schwendimann et al. (2016) define dashboards as “a single display that aggregates different indicators about learner(s), learning process(es) and/or learning context(s) into one or multiple visualizations” (p. 37). The aim of these dashboards is mainly to provide feedback on learning activities and to support reflection and decision making (Klerkx, Petter Stræte, Kvam, Ystad, & Butli Hårstad, 2017). Also, dashboards help to keep students engaged and motivated, which in turn could lead

to a lower dropout rate. Dashboards are considered to be a specific class of “personal informatics” applications (Li, Dey, & Forlizzi, 2010), which allows users to collect various aspects about themselves to help in understanding their status (Li, Dey, Forlizzi, Höök, & Medynskiy, 2011). Having this understanding leads to an improvement of self-knowledge through the review and analysis of their personal history. This field is still new, therefore research on principles are currently limited (Yoo et al., 2015).

Types of Learning Dashboards

Learning dashboards can be categorized into three types, namely those that support traditional face-to-face lectures (e.g., those that can be used to inform instructors for them to adapt their strategies based on the needs of their students), those that support face-to-face group work and classroom orchestration (e.g., those that visualize activities of both individual and group of learners), and those that support online or blended learning (e.g., those that support awareness, reflection, sense-making, and behavior change) (Verbert et al., 2014; Klerkx et al., 2017).

What information can be incorporated in learning dashboards?

Verbert et al. (2014) identified some of the potential information that can be incorporated into learning dashboards. These include:

- Artifacts produced by learners (e.g., blog posts; those that end up in project portfolio)
- Social interaction (face to face, group, blog comments)
- Resource use (views of videos)
- Time spent (for teachers to identify students at risk; students to compare effort amongst peers)
- Test and self-assessment results (to indicate learning progress)

What are the steps to get started when designing information visualization systems?

Klerkx et al. (2017) outlined the steps when developing information visualization systems:

- 1) To understand the visualization goals, determining why visualization is necessary will shape the approach of the visualization. Also necessary is identifying for whom the visualization is intended (e.g., teacher, student, administrator) and how best achieve the projects' goals.
- 2) Acquire and pre-process data. According to visualization experts, this step takes 80% of the time and effort in setting up a visualization system. In this step, raw data is acquired, analyzed, and cleaned, as necessary. Furthermore, this step may also involve filtering out data that are not relevant to the main question being addressed.
- 3) Mapping a design which focuses on identifying the best visualization to represent the data that would be fitting for the target audience. Also, the goal should be taken into consideration in this step.
- 4) Documenting where explicit protocol is written to provide a rationale of the project decisions made and what alternatives could have been chosen. Also, a discussion on how the visualization evolved during the initial phase until the current state should be included. As the process of visual analysis is an iteration of view creation, exploration, and refinement, the next step is to add interaction techniques. This could include

brushing and linking, histogram sliders, zoomable maps, dynamic query filter widgets, among others.

- 5) The last step is to evaluate continuously.

Alternatively, Verbert et al. (2014) suggested three techniques that could be used to evaluate such information visualization systems. These are effectiveness (e.g., such as an improvement in engagement, retention rates, self-assessment, course satisfaction, or post-test results), efficiency (e.g., time spent by the teacher or the learner), and usability and usefulness (e.g., are the teachers able to identify those students who are at risk; are the students able to assess their performance in the course).

What are some issues of learning analytics dashboards?

In a systematic review done by Matcha, Gasevic, and Pardo (2019), it was found that existing learning analytics dashboards (LADs) are rarely grounded in learning theory, cannot be suggested to support metacognition, do not offer any information about effective learning tactics and strategies, and have significant limitations in how their evaluation is conducted and reported.

In addition, Verbert et al. (2013) noted that there is a need for more research on investigating the real impact of dashboards for improving learning or teaching. The lack of empirical evaluations is mainly due to dashboards being part of an exploratory investigation on a system as most of these systems were proof-of-concept (Schwendimann et al., 2016). Furthermore, longitudinal studies with these dashboards should also be explored to know the extent of how dashboards can affect the behavior of students or teachers.

How do we evaluate LADs?

Verbert et al. (2013) examined the characteristics of 15 different dashboard systems in terms of target users (teachers or students), tracked data (time spent, social interaction, document and tool use, artifacts produced, and exercise results or quizzes), and evaluation methodology (usability, usefulness, effectiveness, and efficiency). Among these 15 systems, only 10 were evaluated with teachers or students, or both. In terms of effectiveness and potential impact, only four systems have been evaluated. One of which is Course Signals (Arnold & Pistilli, 2012) which was evaluated across multiple academic years and on a large scale. As previously stated, Arnold et al. (2012) found that the retention rate of those who used the system at least in one course is significantly higher than those who did not use the system at all. This was the only system that was able to demonstrate an actual impact of dashboards on learning. The other systems were evaluated on laboratory-controlled settings with fewer participants, essentially highlighting the usefulness of dashboards.

In their study, Verbert et al. (2013) also proposed a process model based on personal informatics applications. The four stages were: awareness (if people are aware of the visualized data), reflection (do people assess their performance by reflecting on the data), sense-making (when people answer the questions from the reflection level and create new insights), and impact (when people change their behavior). Yoo et al. (2015) were able to compare this process model with Kirkpatrick's four-level model. Yoo et al. (2015) reviewed 10 major educational dashboards that have been introduced in academic journals and international

conferences. In this study, they were able to develop an evaluation framework that was based on Kirkpatrick's four-level model (which is usually used in training program and e-learning courseware) and Few's principles of dashboard design. Yoo et al. (2015) were able to come up with detailed indexes based on the MECE (mutually exclusive and collectively exhaustive) principle. Using this framework, they evaluated the dashboards they identified. Yoo et al. (2015) found that, 1) students and teachers were more informed of their activities in the learning environment because of the dashboard, 2) in the cases they surveyed, social network (behavior in discussion forum or content or message exchange), at-risk student prediction (alerting those who might fail), and message analysis (summarized as tag cloud) were attempted, 3) only a few case studies considered dashboard design principles when they were designed, and 4) only a few cases conducted evaluation at the four levels, some did not, therefore the effectiveness were not investigated and proved. They also note that it is important to identify which student information is valuable to show (e.g., login trend, scores).

Jivet et al. (2018) identified six levels or criteria used for evaluation in the 26 papers they reviewed. These criteria were metacognitive, cognitive, behavioral, emotional, self-regulation, and tool usability. They also identified papers that targeted the first five competencies and those that evaluated changes in these competencies, known as coverage, behavioral, cognitive, and emotional (only four) are evaluated in most cases where dashboards are designed to support such competencies. There is a large percentage that missed evaluation on metacognition and self-regulation. Jivet et al. (2018) found that most dashboards under metacognition aim to support awareness and reflection; however, only half assessed whether there was indeed an impact.

What are some recommendations when designing and evaluating dashboards?

Jivet et al. (2018) concluded with a list of recommendations for designing and evaluating dashboards. These were the compiled insights they gathered in their literature review. For instance, when designing dashboards, pedagogical tools that could catalyze changes in the cognitive, behavioral, and emotional competencies through the enhancement of awareness and reflection should be considered. Furthermore, the design decisions must be grounded in learning sciences principles. It is also important to keep in mind that the effect of the dashboard may not be the same for all users. The group that benefits the most must be identified, along with how to customize the dashboard so that the same support can be provided to all users.

Comparing users with their peers in the dashboard should be used with caution. The dashboard should be integrated seamlessly into the online learning environment. In terms of evaluation, it is important to first assess dashboards by looking at the goals of the dashboard, followed by its impact on learners' affect and motivation, and lastly by its usability. In evaluating in terms of usability, it should not be limited to looking at whether it is usable or useful. Rather, usability should be assessed as the ability of the users to trust the system (i.e., transparency) or whether the learners agree with it and how it is interpreted. When evaluating dashboards data triangulation (self-reported data, tracked data, assessment data) must be used to validate its effects, Design features that rely on educational concepts should be assessed. In terms of assessing the impacts of the dashboard on the learner, validated measurement instruments must be used.

Blended Learning, Visualization, and Dashboards

Our literature search did not locate any studies that specifically delineate the effectiveness of dashboards and visualization techniques specific to blended learning contexts.

Cheating in Online Systems

Dishonesty in Online Systems

In his work, Rowe (2004) identified the typical types of problems or issues that can occur when assessing learners online. He noted how the issue of plagiarism has often been explored but not in the context of dishonesty in online assessments. Proposed measures on how to counteract academic dishonesty include preventing students from obtaining advance answers to assessments. This could happen if one learner takes a screenshot of the questions for other students or if students view the screenshot that was taken. Assessing students all at one time is challenging. Another issue is the possibility of unfair retaking or grade-changing for assessments. This could be in the form of a made-up excuse where the student lost electricity while taking the exam. Lastly, the issue of receiving unauthorized help while taking the assessment is possible. Students can arrange for “consultants” to help them with difficult questions. Confirming the identity of students--whether they really are who they say they are when taking an assessment--is not easy. Moten Jr, Fitterer, Brazier, Leonard, and Brown, (2013) identified some other ways for students to cheat in online environments, including waiting for answers, as some instructors offer flexibility in terms of when to take exams. There are certain cases where multiple monitors are used (one is for searching and the other is for assessment taking). Another is the claiming of fraudulent error messages, where students claim to have encountered an error while using the system. This may or may not be true. However, the main objective is for the student to have more time to prepare for the exam. Finally, there is collusion where students would work together such as in essay plagiarism or purchasing answers.

Countermeasures to curb online cheating.

Research to explore how to counter these dishonest behaviors has been conducted. One common countermeasure is the use of statistical analysis to detect common errors or patterns (D'Souza & Siegfeldt, 2017; Moten et al., 2013; Rowe, 2004). This could be performed easily on multiple-choice or true/false questions where the distribution is analyzed and the similarity between students is evaluated. However, this approach must be used with caution as it should not be used to establish guilt as some students may be innocent victims (Rowe, 2004). Other countermeasures include making the assessment a learning experience while ensuring that it is not either too easy or too hard. Extremely hard assessments tend to encourage cheating. Another countermeasure is to use constructed-response test formats (e.g., programmed calculation to obtain answers) and to use varied test formats.

Automatically detecting cheating behaviors in online systems

Chuang, Craig, and Femiani (2015) investigated the ability to use personal or situational factors of students to predict the intentions of cheating. In this controlled laboratory experiment, they were able to identify two factors that could potentially indicate intentions of cheating in online systems, namely the time delay (positive predictor) and the student's certainty on a question (negative predictor). They highlight how these factors could be easily and objectively obtained in real-time as opposed to the conventional approach of the use of questionnaires. The use of

questionnaires is prone to self-report bias, either by overreporting or underreporting. This study highlights the potential of incorporating automated analysis of video data (e.g., looking at facial expressions and associating them to affective states to quantify certainty). In a follow-up study, Chuang, Craig, and Femiani (2017) further investigated other factors, taking into account how unnatural it is for students to rate their certainty on questions in a real-world setting, and this certainty is a form of self-report. In this study, they were able to find that the amount of head movement variation with respect to the monitor, along with time delay were positive predictors of cheating behaviors during online exams. Of the two factors, time delay had a higher predictive power. This study demonstrates the possibility of building a proctoring system that could help automate the flagging of suspicious students. Chuang et al. (2017) cautioned about the validity of the findings in the real-world settings as both studies were conducted in laboratory settings, so the classification accuracy is still unknown.

Another approach proposed by Young, Davies, Jenkins, and Pflieger, (2019) is the use of keystroke dynamics to create Keyprints to authenticate individuals in online courses. This proof-of-concept study attempted to address the challenge of verifying a student's identity in an online learning environment (i.e., whether they are really who they say they are), most especially when taking assessments. This is achieved by leveraging the typing behavior of the student (Monrose & Rubin in Young et al., 2019). This is considered a cost-effective approach to improve online assessment security. Keystroke dynamics could include data such as dwell time (amount of time a key is depressed) and transition time (time in between the time when the previous key is returned to its original position and the next key is depressed). Keystroke dynamics could also include typing speed and the number of errors. In their study, Young et al. (2019) found that keyprints are unique but a full keyprint signature may be more accurate than a reduced one. They noted a limitation of their system where it could not detect who typed it, however, keyprints could indicate with a high degree of probability if the typer was not the intended user on at least 70% of the data points. However, further research is needed to explore whether factors such as if using a different keyboard affects the keyprint matching.

Amigud (2018) noted that to be able to maintain academic integrity in online assessments, two distinct layers are needed to be confirmed, physical and behavioral. These two comprise the identity of the learner. They found that most of the papers focus on the detection or deterrence of cheating behaviors. Some of the strategies for identity assurance that they found include: identity document verification (e.g., use of photographic identifications), password-based authentication (i.e., use of password in combination of other techniques), challenge question-based identity verification (i.e., questions that only the rightful owner knows), biometric-based identity verification (i.e., uses physiological and behavioral traits particular to the individual), and multi-factor authentication (i.e., a combination of multiple factors such as discussed previously). Some strategies for authorship assurance can aid in detecting cheating. These include plagiarism detection tools (i.e., use of tools to detect duplicate contents), proctoring (i.e., use of remote proctoring for supervision), behavioral biometrics (i.e., uses behaviors to determine consistency), instructor validation (i.e., instructor knowing their students and their styles), computer lockdown and network monitoring (i.e., restriction of external resources and monitoring for possible collusion), instructional design (i.e., designing the learning materials and activities to decrease the benefits of cheating), and policy (i.e., honor codes and academic integrity policies). There are also other methods discussed which are aided by data analytics

(e.g., statistical tools or the use of machine learning techniques). Identifying whether such security approaches are effective is still to be explored.

Applications of Technology for Supporting Distributed Learning

Intelligent Systems and Personalized learning

The term “personalized learning” has been around for years, but the adoption of personalized learning has increased significantly due to the rapid development of technology and the massive data from the ubiquitous Web (Pane, Steiner, Baird, & Hamilton, 2015; Jenkins & Keefe, 2002). There is no universal definition of personalized learning, but personalized learning was broadly defined as, a student-centered approach that primarily focuses on supporting a student’s needs and interests to optimize their learning experiences and motivate them in the learning process by harnessing the power of technology (Song, Wong, & Looi, 2012; Bulger, 2016; Basham, Hall, Carter Jr, & Stahl, 2016; Thyagarajan & Nayak, 2007). Personalized learning is not equal to customization, in fact, customization is only one type of personalized learning which refers to a customized interface (Bulger, 2016). The other types of personalized learning include interactive learning environments, flexible scheduling and pacing, and authentic assessment (Jenkins & Keefe, 2002).

Personalized learning can take place in the traditional face-to-face learning settings, as well as in the technology-enhanced learning settings. In the traditional settings, personalized learning usually means personalized instruction where teachers tailor the curriculum programs to allow student-driven learning (Nandigam, Tirumala, & Baghaei, 2014). With the development of technology, personalized learning has evolved into a more powerful approach which allows students to take full control of their learning and become informed data-driven learners (Nandigam, et al., 2014). For example, the use of an intelligent learning system makes personalized learning possible and accessible to learners. Most of the current research on personalized learning relies heavily on technology-enhanced learning, and this direction will be the focus of this review.

In the context of technology-enhanced learning, learning engineers exploited the modeling affordance of computer and artificial intelligence (AI) techniques, and developed online learning systems that provide individual support during their learning process, as a human tutor would do in a traditional face-to-face setting (Magnisalis, Demetriadis, & Karakostas, 2011; Mitrovic, Martin, & Suraweera, 2007). Such tutoring systems are known as Intelligent Tutoring Systems (ITS).

According to Nwana (1990), the four basic components that the typical ITSs include are: 1) the expert knowledge module, 2) the student module, 3) the tutoring module, and 4) the user interface module. These four basic components composed a general architecture of a typical ITS. In particular, the expert module refers to the domain knowledge that encompasses the concepts, facts, rules, and strategies of the domain. This module serves as an expert resource for students, and it requires explicit and exhaustive representation of such knowledge in AI. Secondly, the student module refers to the dynamic representation of students’ learning progression and learning outcomes (Ahuja & Sille, 2013; Nwana, 1990). Specifically, as the system traces more student learning data (e.g., their cognitive and affective states, etc.), it will automatically predict and adapt itself to meet the students’ needs. Next, the tutoring module is an actionable output

from the integration between the domain and student models. The system pays attention to the student model and effectively utilizes the knowledge in the domain model to generate the appropriate pedagogic activities (Ahuja & Sille, 2013). Therefore, it also refers to the teaching strategy or the pedagogic module (Nwana, 1990). Lastly, the user interface model is the interacting front-end communicating component of the ITS between the student and the system. It translates the tutor model into an understandable interface language for student use (Ahuja & Sille, 2013; Nwana, 1990).

In recent years, progress has been made towards providing adaptivity and personalization in technology-enhanced learning with advanced technology (e.g., machine learning and natural language processing) and the evolving of learning theory and cognitive research. ITS have gradually developed into providing adaptivity and personalization, also known as adaptive/personalized intelligent tutoring systems (Ahuja & Sille, 2013).

Of the four components of ITSs, student model is considered the building block in the realm of ITSs because not only can it make tutoring module understand students' learning behavior, but also help the tutor to make the appropriate actions based on the diagnosis of students learning behavior (Kurup, Joshi & Shekhokar, 2016). Kurup and colleagues (2016) reviewed five student modeling techniques and concluded that Bayesian Knowledge Tracing (BKT) is the most widely accepted student modeling technique because of its accuracy in inferring, predicting, and analyzing a student's proficiency in each skill. BKT carefully analyzes a student's mastery of each skill from a personal performance history (Gong, Beck & Heffernan, 2010).

Kulik and Fletcher (2016) conducted a meta-analytic review with respect to the effectiveness of ITSs. They first made a distinction between ITSs and Computer-Assisted Instruction (CAI) by pointing out the "intelligent" features of ITSs compared to CAI. For example, CAI focuses on programming instructional feedback for guiding learners to find the right answers to the questions. Rather, ITSs emphasized that the utilization of artificial intelligence and cognitive theory to create hints and feedback as needed to assist students to solve problems in the domain (VanLehn, 2011). From VanLehn's (2006) point of view, the most prominent features of ITSs that separated it from CAI are that ITSs give learners both end-of-problem support (e.g., giving a learner feedback/suggestions on a problem solution and appropriate new problems to solve) and just-in-time support (e.g., giving prompts, hints and other feedback while a learner is working on a problem). However, CAI only provides learners with end-of-problem support.

The effectiveness of ITSs has been shown through multiple meta-analyses (Steenbergen-Hu & Cooper, 2013, 2014; VanLehn, 2011; Ma, Adesope, Nesbit & Liu, 2014; Slavin, Lake, & Groff, 2009). While all have found some positive benefit, the extent of that benefit seems to vary. For example, as for effectiveness, Steenbergen-Hu and Cooper (2014) found that ITSs raised test scores overall by 0.35 standard deviations, while VanLehn (2011) found that the average ITS effect improved the tests scores by 0.58 standard deviations, and Ma et al. (2014) found that the average ITS effect improved test scores by 0.43 standard deviations. In contrast, two recent reviews in relation to mathematics learning specifically reported that the use of ITSs had no significant improvement in school performance. Slavin et al., (2009) found that the Cognitive Tutor Algebra raised students' test scores by the average of 0.12 standard deviations, and Steenbergen-Hu and Cooper (2013) found a difference of only 0.05 standard deviations.

To address this lack of consensus in terms of an ITS's effectiveness, Kulik and Fletcher (2016) reviewed 50 reports that described evaluations that meets their requirements for their meta-analysis. Their findings consisted of three influential factors: (a) the type of posttest (e.g., local developed tests that focus on problem solving versus standardized multiple-choice tests that did not emphasize problem solving), (b) the condition of the control groups (e.g., conventional control group versus nonconventional control group), and (c) the adequacy of ITS implementations (e.g., the different backgrounds and teaching styles from the teachers who implemented ITS). Overall, Kulik and Fletcher's (2016) review showed that ITSs can be a very effective instructional tool (e.g., the overall average ES in the 50 studies was 0.66). Specifically, evaluators' respective preferences regarding posttest in evaluating the effectiveness of ITSs led to discrepancy (Kulik & Fletcher, 2016). For example, average ES on studies with locally developed tests was 0.73 while the average ES on studies using standardized tests was 0.13. Kulik and Fletcher (2016) suggested that both types of posttest should be used in the ITS evaluation studies. As for the condition of the control group used in the studies, the results are different for studies with conventional (Median ES is 0.66) and nonconventional control groups (Median ES is 0.28). As for the adequacy of ITS implementations, only four studies measured implementation adequacy directly. These four studies found that adequately implemented ITSs had a stronger effect than inadequately implemented ITSs. Given the findings, Kulik and Fletcher (2016) concluded that current ITSs can raise student performance higher than the conventional classes, CAI, and human tutors. This affirmative finding encourages developers and researchers to keep exploring the affordances of ITSs, as the future ITSs will serve as a substantial component in the future eLearning ecosystem.

Graesser et al. (2018) successfully integrated five distinct ITSs including AutoTutor, Dragoon, LearnForm, ASSISTments, and BEETLE-II into a fully functional ElectronixTutor prototype which focuses on Apprentice Technician Training (ATT) courses in electronics for Navy trainees. These trainees were in the process of A-school training (traditional classroom setting) so that they possessed basic knowledge of learning electronics. ElectronixTutor contains ample learning materials in their traditional classroom setting (e.g., instructor PowerPoints in ATT) and automatically presents specific video lectures based on the diagnosis of student's performance history. Also, the recommender system of ElectronixTutor is an integration of students' learning progression and psychological profile. Student's performance was scored by two types of messages, Completed and Knowledge Component Score (KC score). The ElectronixTutor prototype is currently in the process of being assessed and revised. In certain aspects, the architecture and functionality of ElectronixTutor are like those of the Generalized Intelligent Framework for Tutoring (GIFT). Even though ElectronixTutor is aiming at specific functional challenges while GIFT focuses on fostering general, and long-term functionality, improving the scalability of ElectronixTutor toward GIFT could also produce benefits to the application of ITSs theoretically and practically (Graesser et al., 2018).

The Generalized Intelligent Framework for Tutoring (GIFT) is "a modular, service-oriented architecture developed to address authoring, instructional strategies, and analysis constraints currently limiting the use and reuse of ITS today" (Sottolare & Holden, 2013, p.1). There are three primary objectives within GIFT: tutor authoring, adaptive instructional management, and assessment of GIFT effectiveness. In particular, the first objective focuses on providing tools and methods (e.g., learner affect modeling, sensor configuration, game-based tutoring, etc.) to make

it affordable and easier to build ITSs (Sottolare, Brawner, Goldberg, & Holden, 2012). The second objective is aimed at supporting GIFT users to integrate pedagogical models and instructional tactics from other systems due to the modularity of GIFT. The last objective emphasized the importance of experimental assessment and evaluation of the tools and methods.

With respect to the last objective of GIFT, Sottolare, Baker, Graesser, and Lester (2018) discussed how GIFT, as an experimental tool, can be used to aid Artificial Intelligence in Education (AIED) research in three ways. For example, the system can be built with affect sensitivity to automatically detect affect in the online learning environment. The most successful example was D'Mello et al.'s (2010) Auto Tutor. The system can further develop and assess GIFT models and constructs for psychomotor tasks with the help of advanced sensors (Sottolare & LaViola, 2015; Sottolare, Hackett, Pike, & LaViola, 2016; Goldberg, Amburn, Ragusa, & Chen, 2017). Finally, the system can evaluate and validate team taskwork due to the collaboration characteristic of ITSs, while attempting to solve problems or learn knowledge and skills together (Adamson, Dyke, Jang, & Rosé, 2014).

One long-term goal of GIFT is to generalize the authoring of ITSs for taskwork in which the learner models, team model, measures of assessment, and interventions are unique to one specific domain (Sottolare et al., 2018).

Affective computing

With an emphasis on the role of emotions in the study of human-computer interaction, researchers are starting to pay more attention to learners' emotional experiences in the online learning environment (Graesser, 2019; Yadegaridehkordi, Noor, Ayub, Affal, & Hussin, 2019). The term "Affective Computing" was coined by Picard (1997). Picard (1997) stated that, just like human teachers know when and how to provide appropriate support for a student by discerning the student's affective response, a well-designed system should be able to recognize some affective states of learners in order to provide personalized feedback and support. The key aim of affective computing is to recognize learners' external affective expressions and connect them to their internal emotions. Such recognition of affective states will increase the level of personalization learners receive from an affective-aware ITS (Yadegaridehkordi et al., 2019). By using affective computing techniques, ITSs can create meaningful and self-relevant responses by reacting to learners' implicit intentions.

Yadegaridehkordi et al. (2019) reviewed 94 articles on affective computing in education from 2010-2017 to examine four perspectives of affective computing in the educational domain. Their findings include:

- a) The trends in affective computing in education will be mobile devices, such as tablets and mobile phones. Therefore, they proposed development of emotional models that can be embedded in the current educational systems on the mobile devices. Also, this goal needs a collaboration between policymakers, practitioners, and researchers.
- b) Sixty-Three of the 94 studies reviewed by the authors considered the design of emotion recognition and expression systems as their primary research purpose. For example, the latest information technology (e.g., cloud computing, green information technology, intelligent sensors, cameras, speech prosody, and intonation recognition) and the impacts of

color features were considered as the major research direction. In addition, the authors pointed out that the use of affective learning in MOOCs, M-learning, and CSCL have not been critically explored.

- c) The integration of textual and visual channels is the most widely used multimodal channel in affective computing studies, such as the facial expression method (Lin et al., 2014; Salmeron-Majadas, Santos, & Boticario, 2014; Santos, Salmeron-Majadas, & Boticario, 2013; Tjøstheim, Leister, Schulz, & Larssen, 2015). Also, audio-visual affect recognition was reported as another common multimodal channel, which is powerful for capturing and managing users' emotions in a desired system (D'Mello & Kory, 2012; Tao and Tan, 2005). There are also a lot of challenges for applying multimodal-based affective recognition systems in practice, such as the effectiveness of the integration of different channels, the management of different data types, the consensus of the emotional recognition results that come from various methods, plus additional challenges.
- d) Emotional states were discussed under dimensional models (e.g., affective states are represented in a multi-dimensional space, such as valence-arousal) and categorical models (e.g., emotional states are modeled by discrete emotions such as fear and anger, D'Mello & Kory, 2012). The most popular theory/model for describing emotional states is one of the dimensional models known as the Control-Value Theory proposed by Pekrun (2006) in which students' beliefs and their value appraisals of the academic environment influence one another. However, D'Mello and Kory (2012) pointed out that a mixed classification of dimensional and categorical models is needed due to limiting the range of theoretical reasons for affective recognition, which might lead to ignoring the other important factors of students' affective states. In addition, the authors indicated that negative emotions (e.g., boredom, anger, and anxiety) were considered as the impediments in educational systems in most of the studies (Malekzadeh, Mustafa & Lahsasna, 2015; Vogel-Walcutt, Fiorella, Carper & Schatz, 2012). The authors suggested that future research should pay more attention to specific academic-related demographics in terms of different ages, genders, and subject domains to improve the effectiveness of affective computing in educational environments.

Finding ways of triggering positive academic-related emotions and preventing negative ones in educational systems are also research directions for the future. D'Mello and Kory (2012) provided a guideline to identify the relationship between affective measurement channels and special emotional states. For example, facial expressions are used to classify emotions such as surprise, fear, anger, and disgust. Textual methods are more often used to investigate boredom, anxiety, anger, and enjoyment. The multimodal methods are more suitable for recognizing anger, surprise, frustration, disgust, and confusion.

Calvo and D'Mello (2010) conducted an interdisciplinary review on affect detection in the field of Affective Computing (AC) and proposed some important challenges and questions that need to be adequately addressed by the AC community. For example, the existing correspondence between the experience and the emotional expression is a potentially problematic assumption. Some meta-analyses have only yielded small to medium effects (Ekman, 1993; Ruch, 1995). Also, context is critical for affect detection because context can help clarify the different meanings of

the affective expression in different contexts. Further, affect detection must be studied as a social process where some affective phenomena are not only understood at the level of individual users, but also from the interaction between users and AC applications. Finally, the lack of agreement on the performance of affect detection is a major challenge.

D'Mello and Graesser (2011) investigated the temporal dynamics of students' cognitive-affective states (e.g., confusion, frustration, boredom, engagement/flow, delight, and surprise) during deep learning activities on AutoTutor, an intelligent tutoring system with conversational dialogue. They found that there is a positive correlation between confusion and deep learning (e.g., the persistent confusion showed to be beneficial to learning). This positive correlation also be explained by the effect of cognitive disequilibrium caused by confusion. For example, when one is confused about a concept, a state of cognitive disequilibrium ensues. However, people tend to restore cognitive equilibrium by solving confusion (Graesser, Lu, Olde, Cooper-Pye, & Whitten, 2005; Craig, Graesser, Sullins, & Gholson, 2004; Brown & VanLehn, 1980). In addition, boredom and frustration have detrimental effects on deep learning (D'Mello & Graesser, 2011).

D'Mello, Lehman, Pekrun, and Graesser (2014) proposed and tested a theoretical model which suggested that confusion which accompanies a state of cognitive disequilibrium can be beneficial to learning with proper scaffolding. Such cognitive disequilibrium is triggered by negative affective state and events including contradictions, conflicts, anomalies, erroneous information, and other discrepant events. These findings explained how confusion influences the cognitive disequilibrium process. Specifically, confusion activated a deliberate effort on the problem-solving processes. This effort influences knowledge to reorganize and restructure the misconception that caused this confusion to correct the existing faulty mental model (D'Mello et al., 2014). The bi-directional confusion-frustration transition with an experience of disengaging (e.g., frustration to boredom) and annoyance (e.g., boredom to frustration) has been identified. Learners need to have the requisite knowledge and skills to resolve the confusion, or alternatively appropriate scaffolding to help with the confusion resolution process. D'Mello et al.'s (2014) model could potentially benefit the reluctant learners by identifying their confusion and increasing their engagement.

The Application of Personalized Learning and Intelligent Tutoring System Augmented Reality (AR) and Virtual Reality (VR).

AR/VR training systems and Intelligent Tutoring Systems (ITSs) have been widely explored separately, but very little work has been done on the integration of ITS and AR (Herbert, Ens, Weerasinghe, Billingham, & Wigley, 2018). It is well known that both AR/VR and ITSs can provide learners with excellent individualized learning experiences and intuitively conveying instruction (Herbert et al., 2018; Freina & Ott, 2015). Therefore, we will review the few articles that examined the affordances of this combination.

Herbert et al. (2018) proposed a combination of AR and ITSs in the domain of kinesthetic learning and psychomotor learning, Augmented Reality Adaptive Tutors Systems (ARATs). They developed a cohesive definition of ARATs which included three components: (a) Use the real-world spatial information and dynamically provide feedback using ITSs, (b) use AR to enhance learning in real time, and (c) AR-based instruction, create context by using a combination of instructional cues and AR. The ARAT conceptual architecture consists of three aspects including

the individual learner, augmented environment, and the intelligent tutoring back end. Specifically, in the ITS module, intelligent tutoring backend performs the modeling capabilities and constantly adapts AR experiences. Then, in the environment module, AR and augmented environment dynamically interact with one another and then evolve and adapt over time. Lastly, as an individual learner, one's mental models are developed through the interaction with the environment.

Notably, Herbert et al. (2018) stated that ARATs differ from stand-alone AR training systems for the following reasons: (a) ARATs use ITS modeling to support learners' learning instead of simply providing rules, (b) equipped ITS with 3D real-world spatial information can better provide modeling support, and (c) AR is used to improve learners' understanding of instruction, rather than displaying the mixing and distracting unrelated content.

Westerfield, Mitrovic, and Billingham (2013) developed and tested an intelligent AR training system - Motherboard Assembly Tutor (MAT) by combining AR with ITSs to assist with training for manual assembly tasks (e.g., assembling computer motherboard). MAT consists of three components including ITS, communication module and AR interface. Specifically, the ITS controls the AR interface (e.g., video capture, tracker, and display). The AR interface is blended with the student's view of reality via a head-mounted display. The communication module serves as a bridge that transfers the important data that is collected from AR interface to the ITS via XML encoding. Then, the ITS provides feedback and instruction/guidance after analyzing the learner's data. Westerfield et al. (2013) found that the use of MAT for assembly tasks had a significant improvement of the learning outcome over traditional AR approaches.

LaViola and colleagues (2015) developed a system (e.g., ARWILD system) that combined the 3D models and Generalized Intelligent Framework (GIFT-based) tutor to train soldiers. Their prototype system successfully moved AR interface from desktop simulations or immersive AR systems to the wild and undecorated location that did not have any training infrastructures in reality

Almiyad, Oakden-Rayner, Weerasinghe, and Billingham (2017) made use of AR-based intelligent tutor systems to assist trainee radiologists to achieve competency in performing percutaneous radiology procedures. This system contains three layers. the first layer is the intuitive guidance of the depth and angle of the needle during the procedure. The second layer is the real-time instructional feedback that was generated from the AR data analysis. Lastly, the third layer is a personalized dashboard that consists of the learners' learning progression and performance in multiple relevant metrics (e.g., time-spent on single procedure). They found that the effectiveness of this system in improving competence in percutaneous radiology procedures is supported because this system is capable of providing feedback on needle angle; understanding of the needle angle is the most critical feature that distinguishes learners from experts.

Human-AI Collaboration/shared decision-making

The Intelligent Web-Based Tutoring System.

Chen (2007) proposed and tested a genetic-based personalized learning path generation scheme in supporting personalized web-based learning. The author found that this proposed

learning model is superior to the free browsing learning mode. Reasons for the superiority of the personalized learning path are, that the learner receives precise recommendations for performance based on system-generated information that continuously modifies the difficulty level of the course, which matches the learner's current competence level (Chen, 2007).

What is Human-AI Collaboration?

Artificial Intelligence (AI) systems have become both more powerful and increasingly promising in recent years with the development of deep machine learning and hardware (Inkpen, Chancellor, De Choudhury, Veale, & Baumer, 2019). However, with the widespread adoption of AI systems in real world contexts, researchers and practitioners also raise concerns regarding its issues of bias and the difficulty of applying expertise to the decision-making process (Dellermann et al., 2019; Kamar, 2016; van den Bosch & Bronkhorst, 2018). Therefore, humans are still needed to offer a more holistic perspective in dealing with uncertain and subtle decision-making processes. This difficulty ushered in a collaborative era of using AI with human interactions.

In military contexts, van den Bosch and Bronkhorst (2018) explored how humans and AI should collaborate to achieve better decision making. They argued that the development of mutual understanding in human-AI teams is urgently needed because, like human-human teams, human-AI teams have misunderstandings, and the cause of such misunderstanding cannot be diagnosed by the machine. To address this issue, van den Bosch and Bronkhorst (2018) differentiate three steps of human-AI collaboration that help in mutual understanding. The first step is making AI more transparent to the user so that the user can understand how AI produces outcomes and what processes are involved (Theodorou, Wortham, & Bryson, 2016). The second step involves a bi-directional interaction between human and AI systems. This interaction requires that the AI be able to generate query-based explanations based on its understanding of the purpose of a human's request. It also requires that humans allow the AI to provide information as it detects misunderstandings, potential bias, or discriminations. The third step requires an adaptive collaborative unity in decision making due to the adaptive human-AI team members based on mutual understanding. In this stage, human-AI collaboration truly harnesses each other's strengths and supplements each other by improving human-system understanding using information and feedback during the interaction.

With respect to the growing fear that AI will soon replace humans in decision making, Jarrahi (2018) analyzed why AI systems will only be used for intelligence augmentation, and not become a replacement for the following reasons. Human decision making is an intricate process that involves intuition and subconscious thought; however, AI can only make decisions based on deliberate information gathering and processing. Also, in terms of equivocality in decision making that involves conflicting interests of stakeholders, AI systems do not know how to integrate emotions, experiences, or contexts of each stakeholder to negotiate and implement decisions (e.g., building allies). Therefore, Jarrahi (2018) concluded that human intervention is inevitable in a successful human-AI partnership, and any exclusively AI-based organizational decision system is improvident.

MOOCs

The definition of Massive Open Online Courses (MOOC) or what qualifies as one has evolved over time (Schoenack, 2013). The earlier MOOCs follow the connectivist principle (cMOOC) where many participants self-assemble collections of knowledge, learning activities, and curriculum from openly available sources across publicly open platforms (O'Toole, 2013). In this perspective, the focus is given on collaborative education, which is achieved through knowledge creation, rather than duplicating existing knowledge (Siemens, 2012). MOOCs have been redefined in recent years as it is now used as an extension (xMOOC) to access the learning activities offered by traditional institutions. This is done through their online platforms (O'Toole, 2013). This change is based on a behaviorist pedagogical approach and is focused on content prepared by universities (Aparicio et al., 2019). However, in a systematic literature review done by Liyanagunawardena et al. (2013), they found that there has been no widely accepted list of the different types of MOOCs.

Success in MOOCs

Success in MOOCs varies based on the actor (e.g., institution, designers, and users) (Klobas, 2014). One important question about MOOCs is how to measure success. Unfortunately, studies modeling MOOCs success, even partially, are scarce (Aparicio et al., 2019). In their literature review, Aparicio et al. (2019) found that there are no structural models designed to measure the success of MOOCs. One common metric used is the completion rate, which is defined as a ratio of enrolled students who satisfied the courses' criteria to earn a certificate, compared to the total number of students who enrolled. Another metric used is the dropout rate, which is operationalized as the complement of the completion rate (i.e., 100% - completion rate). However, Henderikx, Kreijns, and Kalz (2017) argued that merely looking at course completion as a measure for success does not suffice in the context of MOOCs as this measure refers to the success of a student and not the success of the MOOC itself. Furthermore, Liyanagunawardena et al. (2014) argued that the dropout rate measure fails to identify various forms of dropout such as academic failure and voluntary withdrawal. It is important to consider other factors such as student's intention and start date when measuring the success of a MOOC.

Henderikx et al. (2017) proposed an alternative typology to refine the measurement of success and dropout rate in MOOCs. They classified a user as either an inclined actor, disinclined actor, or inclined abstainer based on the user's initial intentions and the subsequent behavior. Those who are classified as an inclined actor or declined actor are considered successful. Even though the success of the courses should not necessarily entail completion (Pursel, Zhang, Jablokow, Choi, & Velegol, 2016), these are indicators where enhancement should take place concerning several aspects of MOOCs. Aparicio et al. (2019) found that a gamified learning environment is a decisive factor in the success of MOOCs. Klobas (2014) suggested the importance of distinguishing a user from a learner in MOOCs as a user can simply register without subsequent participation or completion of the course.

Another approach is to consider the percentage of "declarative of achievement" with respect to the registered population of students who remained active throughout the duration of the course (DeBoer, Ho, Stump, & Breslow, 2014; Jordan, 2014). Simply measuring a student's success in a MOOC by looking at the student's completion status does not necessarily mean a statement of accomplishment (Pursel et al., 2016). For some students, success might be defined as the

ability to interact with peers who are interested in the same content. Others might define success as learning a single concept out of the many in a MOOC. Abbakumov and Van Den (2018) proposes to extend the typical measure on how to model student proficiency in MOOCs. This is achieved by incorporating non-assessment data, which includes students' interaction with video lectures and practical tasks. The authors proposed cross-classification multilevel logistic extensions to the Rasch model, a common Item Response Theory (IRT) model. In their approach, they were able to obtain a more accurate model of the student's proficiency when they incorporated the student's behavior.

Student Engagement in MOOCs. According to Kopp (2011), the following are the conditions that encourage the involvement and engagement of learners in Connectivist MOOCs (cMOOCs). This includes (1) the social presence of the facilitators and participants, (2) feeling competent and confident in using the different tools, (3) learning in an autonomous fashion without the provision of organized guidance by facilitators, and (4) the emergence of critical literacies such as collaboration, creativity, and a flexible mindset, which is a prerequisite for active learning in a changing and complex learning environment.

How students engage in MOOCs varies according to the needs of the learner (Mawas, Gilliot, Garlatti, Euler, & Pascual, 2018). In the survey done by Mawas et al. (2018), they found the following reasons why students engage in MOOCs; finding a new job, getting a promotion, meeting family expectations, earning a higher salary, solving a specific problem (accounts for the motivation for the 60% of the courses), and help to pass a class.

Motivation is identified as an important contribution to student engagement in a MOOC (Milligan, Littlejohn, & Margaryan, 2013). Furthermore, Salmon, Pechenkina, Chase, and Ross (2017) argue that the motivation of students in MOOC is mostly intrinsic. Shrader, Wu, Owens, and Santa Ana (2016) surveyed the participants who were registered in different courses to know the reasons or their motivations for taking MOOCs. Interestingly, only a few participants (3.3%) registered to gain a course certificate, while the majority wanted to either broaden their knowledge (65.6%) or were curious or generally interested in the topic (35.6%). This finding is in consonance with Barak, Watted, and Haick (2016) where they found students who participate in a MOOC appear not to pursue a certification, but they are merely interested in the learning of the MOOC content. Catenazzi, Sommaruga, de Angelis, and Gabbianelli (2018) suggested that participants consider interactivity as the key factor to improve motivation and engagement. Nawrot and Doucet (2014) that MOOCs should implement less time-consuming assessment methods.

The type of students who are mostly involved in MOOCs have high levels of self-regulation. Learners who are working as professionals in a field relevant to the MOOC content and those students working towards a higher education degree have higher self-regulation levels (Hood, Littlejohn, & Milligan 2015; Kizilcec, Pérez-Sanagustín, & Maldonado, 2017). Shrader et al. (2016) found that participants who hold a masters or a Ph.D. were twice as likely to complete the course.

Issues and challenges

Students whose confidence levels are low are believed to not take up connectivist learning (Kopp, 2011). In fact, low confidence often becomes a barrier to these students. One problem being faced by MOOCs is retention, as MOOCs typically have a high number of students

enrolled but suffer from low engagement (Ventista, 2018) and high attrition rates (Koutropoulos et al., 2012). According to Jordan (2014), the average completion rate of MOOCs they surveyed was only 5%. It is interesting to note that it is still not well understood what the factors or the learning components are which support student retention in MOOCs (Fournier & Kop, 2015).

Among the 12 MOOCs analyzed by Alemán de, Sancho-Vinuesa, and Gómez Zermeño (2015), an atypical course had a completion rate of 22.53%, which was relatively higher than the average in the literature. They identified the possible factors that may have contributed to this. One factor was the careful process of course design and the included technological resources (e.g., animated readings and interactive exercises). Another was the use of practical tools (e.g., various Google+ Tools) along with the different communication strategies which were implemented by the teaching staff. The goal was to motivate participants to continue engaging with the contents of the MOOC and answer the exercises.

Graham (2006) identified several issues with MOOC, as with other self-directed environments. These included: less immediate feedback and guidance, lack of personalization, a high tendency of students to procrastinate, and becoming overwhelmed by the resources made available. Mak, Williams, and Mackness (2010) suggested that there has been unacceptable behavior (e.g., forceful intellectual debates, feelings of participation being demanded, and rude behavior) from some MOOC participants, which has led other participants to cease posting on forums.

Issues with Peer Feedback in MOOCs.

Peer feedback in MOOCs, especially in Coursera, has often been criticized due to its anonymity and lack of checking for plagiarism (McEwen, 2013), inconsistent with a lack of feedback on the peer-assessment itself (Watters, 2012), poor comprehension of peers in terms of understanding the feedback given to them by students who provided the feedback and spent significant effort (Kulkarni, Wei, & Le, 2013), and the question on its trustworthiness by the students (Floratos, Guasch, & Espasa, 2015). Li et al. (2016) suggested that peer assessment is more accurate when students participate in the creation of the rating criteria. However, in the context of MOOCs, these rating criteria are just provided to the students. Another issue on peer feedback is the presence of patriotic bias (Kulkarni et al., 2013), where students tend to give higher marks to peers who are from the same country.

Jordan (2015) examined several MOOCs in terms of completion rate. Those courses that use peer grading or a combination of peer and auto have a completion rate of less than 10%. Those that used only autograding had a completion rate of more than 20%. This could be a possible solution to the high attrition rate. Unfortunately, not all courses can utilize autograding (i.e., based on domain). As mentioned above, Nawrot and Doucet (2014) recommended less time-consuming assessment methods, which further strengthens the case against peer assessments as these activities are time-consuming.

mesoMOOC: A new framework for MOOC.

A mesoMOOC is a framework that challenges current and future MOOC designers to embed principles which are known to be effective in reaching adult learners (Schoenack, 2013). This includes considering the orientation process, embedding a connectivist synchronous component to the class, providing online formative and summative assessment, and developing subsections within the class.

Current trends in personalizing MOOCs.

To reduce the drop-out rate in MOOCs, there has been a growing trend of research in MOOC personalization and adaptation to improve user's engagement (Sunar, Abdullah, White, & Davis, 2015). Mawas et al. (2018) suggested that the "one-size-fits-all" policy is not relevant in MOOCs. In their study, they identified some key elements for their content personalization approach in the context of lifelong learning. They identified these elements by examining different projects related to personalized MOOCs. They identified the following elements, which are grouped into three levels, namely: the learning level (learning goals, learning experience, and learning recognition), the visualization level (learning path), and the content level (content granularity). In another study, Yu, Miao, Leung, and White (2017) offered a perspective on how advances in artificial intelligence can be leveraged to enhance learning in MOOCs. This includes how knowledge representation tools can enable students to adjust the sequence of learning to fit their own needs, how optimization techniques can efficiently match community teaching assistants to MOOC mediation tasks to offer personal attention to learners, and how virtual learning companions with human traits such as curiosity and emotions can enhance learning experience on a large scale.

Affect in MOOCs.

Dillon et al. (2016) collected affect data in an introductory Statistics MOOC using self-reported surveys, namely The Self-Assessment Manikin and a discrete emotion list. They found the following emotions commonly reported: hope, enjoyment, and contentment. This study has been the first in the literature to attempt to conduct such methodology.

Social Learning and Engagement through Social Media

Designing learning through student collaboration and engagement is a current focus of many educators at all levels (Martin, Martin, & Feldstein, 2017). To meet the challenge of engaging students, social learning through social media has emerged as a readily available pedagogical tool (Martin et al., 2017). Educators are looking to social media sites (e.g. Facebook), microblogging sites (e.g. Twitter) and other educational learning platforms (e.g. Yellowdig) to engage students (Martin et al., 2017). Bingham and Conner (2015) describe social learning as walking a path that begins with what the learner wants to learn, making a commitment to learning in front of others, then sharing what has been learned. They add that social learning has evolved from a simple focus on available learning tools into a combination of using online learning tools and institutional culture shifts to encourage knowledge transfer and personal connections. These fluid learning opportunities are meant to simultaneously foster learning and increase enjoyment in learning. At its core, social learning is collaborating with others to make sense of information and to create new ideas in much the same way that colleagues and friends have been interacting since the beginning of time, except that the colleague may be thousands of miles away and the friends may never meet except in the social space. The technology tools and social platforms are the means to an end, connecting and collaborating with others for a specific purpose (Bingham & Conner, 2015).

Bingham and Conner (2015) also aid in the definition of what social learning is by highlighting what it is not. Social learning is not only for those involved in knowledge making or development, what Bingham calls 'knowledge workers', but is for people in all types of pursuits. It is not a substitute for formal education or employee development, nor is it synonymous for e-

learning or informal learning since neither of those environments are necessarily social in nature. Further, it is not a MOOC, although MOOCs may use social learning as a tool in their learning scheme. Finally, social learning is not a new method of searching for information that is found on social sites, since the searcher may not be contributing to the knowledge. Social learning takes advantage of the social nature of all humans, who shape their realities by scaffolding prior knowledge with new information and experiences.

Social Media

People learn throughout their lives and formal learning environments only constitute one method by which learning occurs (Venter, 2019). With today's technological advancements, learners have access to many tools that facilitate informal learning opportunities through collaboration, such as Social Networking Sites (SNSs) (Venter, 2019). Additionally, informal learning opportunities are often self-initiated interactions that happen during mandatory interactions on formal Learning Management Systems (LMSs) containing course content (Venter, 2019). In either case, these informal learning tools allow students the opportunity to source, edit, share, track, and monitor their individual learning activities, and to follow others' activities throughout their collaboration (Venter, 2019). Romero-Hall (2017) maintains that social media spaces are a form of informal online learning that is frequently used due to its popularity, ease of use, and global accessibility. Cook, Pachler, and Bradley (2008) viewed mobile learning on a continuum between informal and formal learning and suggest that learner-centered scaffolding by a tutor (via texts, for example) could aid in bridging the gap from informal to formal learning, in certain situations.

SNSs attract millions of users and serve to connect strangers with shared interests, views, or activities or are created to be a gathering place for groups of people with similar interests or needs (Boyd & Ellison, 2007). College and university students find social media sites a popular place for engagement. For example, by 2007, the popular SNS, Facebook, already had a strong following on college campuses (Ellison, Steinfield, & Lampe, 2007). Additionally, 62% of 18-29-year olds reported using Instagram and 67% of the same age group reported using Snapchat (Perrin & Anderson, 2019). Ellison and colleagues (2007) also found that students reported spending 10 to 30 minutes per day on Facebook and have a friend base of 150 to 200 people on their Facebook profiles. Sites differ in their information and communication tools such as blogging ability, mobile connectivity, and photo or video-sharing (Boyd & Ellison, 2007). These SNSs allow individuals to create public or semi-public profiles in the systems such that users are enabled to articulate and reveal their network of associations.

The role of communication in knowledge generation

As previously stated, learning is not done in isolation but is, simultaneously, both an individual and social process (Brown, Collins, & Duguid, 1989). Online learning provides students with the opportunity to interact with one another despite differences in location, time, or background; however to reap the benefits of actual learning, mutually beneficial interactions between learners and other learners or instructors, must be established, nurtured, and reciprocated through shared feelings of purpose and trust (Venter, 2019).

It is well established that online learners can struggle with disconnectedness and feelings of isolation in online courses (Venter, 2019). If online learning isolates, and deep learning is a social activity, then some bridge must be constructed to bring online learners to the social

connectedness that aids learning (Venter, 2019). Some may see social media as that bridge. Social media technologies have revolutionized the way people connect and interact, both personally and professionally (Chugh & Ruhi, 2018).

Sharples, Taylor, and Vavoula (2006) state that communication is the driver in learning. Discourse assists learners in three dimensions, namely the cognitive, social, and interactive levels (Xing & Gao, 2018). Conversations with others allow learners to become cognitively active by asking questions, relating experiences or knowledge, elaborating on content, and interpreting findings. Communication also helps learning through sharing perspectives, which increases our understanding of others.

Shea, Fredericksen, Pickett, Pelz, and Swan (2001) agreed that online learning should be viewed through a social lens. Online learning through communication has an intimate association with social presence, which is the ability of a participant to represent themselves online in a community (Rourke, Anderson, Garrison, & Archer, 1999). Social presence is linked to perceived learning (Rovai, 2002), and is demonstrative, dynamic, and cumulative (Kerhwald, 2010). For example, it is demonstrative because learners must be able and willing to reveal themselves to others (being present without making responses is called lurking and does not qualify as social presence). Social presence is dynamic because students' social presence is fluid and is altered over time, depending on the number, quality, and frequency of interactions with their online cohort. Finally, social presence is cumulative over time as students gradually reveal themselves so that other students get a sense of their relationship to one another (Kerhwald, 2010). In addition, Rybas (2008) also suggested that communication in online communities should not be graded against face-to-face communication, but it should be appreciated as unique and acknowledged as possessing attributes that set it apart from other communication forms found in other learning environments.

Social presence in online communities is relegated to the subjective and is affected by everyone's perspectives and immediate point of view, in addition to their accumulated experiences. Individuals also subjectively choose the frequency and level of social interaction in the online community (Kerhwald, 2010). Therefore, instructors cannot assume individuals will bring the same level of social experiences to the community or that the social relationships are valued similarly or equally between participants (Oztok, Zingaro, Makos, Brett, & Hewitt, 2015).

Social Capital Theory

The idea of social capital has been used by sociologists to study human relationships and connections (Oztok et al., 2015). Social capital in an online space is the relationships that are formed in a social network and how those relationships facilitate action (Coleman, 1990). In an educational context, social capital is the intangible aspect of relationships that exist within the family, the institution, and the community in the form of obligations or expectations that serve to aid or hinder academic success (Ho, 2019). Stodd and Reitz (2018) suggest that in social learning situations, social authority is collectively granted based upon trust, reputation, fairness, and investment made over time. This social authority, along with social capital are the determining factors in a student's ability to collaborate and learn in social settings.

The social capital theory is a common framework to investigate students' motivation to share knowledge (Diep, Cocquyt, Zhu, & Vanwing, 2016). Specifically, Chiu, Hsu, and Wang (2006)

commented that social capital has many dimensions such as social interaction ties, trust, reciprocity, identification, shared vision, and shared language. Differences in culture (for example, Eastern versus Western culture) can influence cultural communication patterns. Diep et al. (2016) and Ho (2019) stated that social capital is a valuable theoretical construct to study student performance disparities between nations.

Two types of social capital that are studied in online learning research are Bridging Social Capital and Bonding Social Capital (Putnam, 2001). Bridging social capital is depicted as inclusive and encompasses ways to bring diverse people together, while bonding social capital strives for exclusivity and allows people of like interest to be united (Putnam, 2001). Oztok et al. (2015) state that bridging social capital can account for how online learners form a learning community from a combination of their online social interactions and social presence (online persona). Bridging social capital begins when students connect and interact with community members from different walks of life and serves to begin some form of relationship between previously unacquainted students (Venter, 2019). Venter (2019) states that, as diverse student populations interact, structural “holes” can develop which must be bridged by “brokers” whose job is to facilitate acquaintance so that ties between students can begin to form. If the bridging does not complete, disconnected students fall into these holes and fail to get exposure to new knowledge or ideas (Venter, 2019).

After the learners meet in the online community, the goal is to move from a bridging sort of social capital to a bonding form that helps unify groups around their common interest in the course (Oztok, et al., 2015). These close ties develop when learners find others that share their own characteristics or similarities (Venter, 2019). This may result in certain community members coming to value collaboration and critique from other members of the community, for the purpose of learning from this more trusted or respected group member (Venter, 2019). However, it is important to remember that encouraging student communities to become interconnected is no guarantee that social capital will eventually develop (Venter, 2019).

Venter (2019) noted that development of social capital may be impacted by student access to required technologies, socio-economic history, and educational background and skill set. Furthermore, learning communities are not static, coherent, nor homogeneous since students are virtual colleagues with no history at the beginning of an online course (Oztok et al., 2015; Venter, 2019). Social capital has been positively linked to educational attainment, educational achievement, and psychosocial factors, but understanding exactly how social capital is related to achievement remains unclear (Dika & Singh, 2002).

Relationship Between Social Presence and Social Capital

Chiu et al. (2006) stated that the biggest challenge in distance learning environments is fostering an online community where people are willing to share their views and experiences. The concepts of social presence and social capital are interrelated and highly correlated (Oztok et al., 2015). It is foundational to understand that different relationships within communities or networks hold different perceived value for each person in the group (Dika & Singh, 2002; Oztok et al., 2015). Oztok et al. (2015) called for shifting our understanding of social presence to include working within communities, rather than viewing social presence as an individual characteristic of a learner.

Oztok et al. (2015) found that bridging and bonding types of social capital both have significant relationships to social presence. Bridging social capital's impact on social presence was larger and stronger than that of bonding social capital. It is noteworthy that strong close ties between students and weak distributed ties are both influencers of social presence, however, communication between weak distributed ties is more closely related to social presence. They suggested that this phenomenon (weak ties being more closely related to social presence) may be due to students using bridging social capital in online interactions, because online learning practices naturally foster weaker and more diverse relationships in required online communications. Furthermore, some students may not desire closer ties with the other online learners, preferring instead to keep communication shallow and broad with certain online course participants. Social presence has implications for the formation of a robust online community of learners and further research is needed to help elucidate the relationships between social capital and social presence.

Relationship Between Social Capital and Social Media

The internet has been linked to increases and decreases in social capital (Ellison, Steinfield, Lampe, 2007). Nie (2001) concludes that internet use decreases interpersonal interactivity communication. While Bargh and McKenna (2004) found the contrary to be true, that the internet fosters relationships and is not a threat to community life.

Venter (2019) investigated a diverse group of open distance learning institutions and found that students engage in both formal and informal collaborative learning activities in relation to the online classes. It was also posited that the use of formal and informal learning provides participating students with Personalized Learning Environments (PLEs) which can moderate both the strong and weak ties of developing social capital in the online community. Students in online learning environments experience different dimensions in which they can leverage social capital (Venter, 2019). These dimensions are that social interactions foster structural, relational, and cognitive opportunities for collaboration, resource sharing, and experience sharing (Cummings, Heek, & Huysman, 2006; Venter, 2019). Research findings have emphasized the importance of online interactions for forming the weak ties of bridging social capital (Ellison et al., 2007). In an early study, Ellison et al. (2007) found that internet usage alone did not predict social capital, but intensive Facebook use did. Both bridging and bonding social capital accumulation varied based on the degree of the students' self-esteem and their satisfaction with life, demonstrating that students with low self-esteem and low satisfaction with life made gains in social capital through Facebook use. This prompted Ellison et al. (2007) to surmise that intensive Facebook use could be helpful to the group of students with low self-esteem and low satisfaction with life.

Uses of Social Media in Online Learning

Venter (2019) found that students look elsewhere for learning tools when the formal learning does not provide enough information to satisfy their needs. Venter (2019) found that a popular social media tool, WhatsApp, was a useful tool for gaining "just-in-time" information and for helping students understand assignment expectations by sharing ideas and insights. Aleksandrovai and Parusheva (2019) found that students had different patterns of utilization of social networking sites, depending upon the purpose of the interaction. Students in Aleksandrovai and Parusheva's (2019) study used Facebook for content sharing or communication with colleagues. However, wikis and LMSs were the preferred tools for content

creation and additional learning. Students expressed that, as they used the social media sites, they first assessed the quality of the posting before interacting with the writer (Venter, 2019).

Students who venture into the social spaces for learning are demonstrating student agency through self-regulation (Venter, 2019). As students seek to manage and choose options for learning and participate in collaborative activities that provide social capital benefits and engage in opportunities of learning. Venter (2019) found that informal collaborative activities exceeded the mandatory levels of engagement from LMS interactions required by course instructors. Some students in the study sought out study groups before engaging in an online learning experience, and the students' commitment to the group was that of a "family" of learners which was continued throughout the time the student was enrolled in the degree-seeking program of study. Boyd and Ellison (2008) stated that SNSs generally support pre-existing social relations. Generally, students in a study by Ellison, Steinfield, and Lampe (2007) study reported spending significantly more Facebook time with their offline connections than with other Facebook friends.

Facilitation and Collaboration

Social media seems ideally suited to work with constructivist learning theories that encourage and incorporate student engagement as part of sense-making and learning (Marek & Skrabut, 2017). According to Currie and colleagues (2014) Some educators feel that social media's power should be harnessed for use in the classroom, and state that instructors would be remiss to ignore social media as a learning tool. They claimed that since students already feel ownership of the social media environment, that perception improves communication, problem solving, and genuine student reflection. Furthermore, social media usage fosters professionalism, trust, and respect between students and between students and instructors. A study by Moran, Seaman, Tinti-Kane, and the Babson Research Group (2011) reported that nearly two-thirds of faculty had used social media during a class session. They found that 30% had posted content on social media sites for students to read or view outside of class, 40% had required students to use social media sites as part of a class assignment, and 20% had required social media postings for a course (Moran et al., 2011).

Chugh and Ruhi (2018) cited that Facebook offers multiple benefits for learners such as increased teacher-student and student-student opportunities for interactions and engagement, improved performance, and the convenience of learning on demand. These findings have been supported by Northey, Bucic, Chylinski, and Govind (2015). Currie et al. (2014) viewed Facebook as a tool that enhances interactions in authentic environments and believe the platform can reinforce the "hidden curriculum" of accountability and professionalism in a way that other reflective activities cannot. Students not only receive instant feedback about their own reflective posts, but they must also consider their comments from the standpoint of how those views are perceived by others (Currie et al., 2014). A Turkish study of prospective English language teachers found that Facebook usage in language study helped students be more reflective of their teaching and increasing their metacognitive awareness (Balcikanli, 2015). Furthermore, this study found that student teachers also realized benefits in learning to use online technologies.

Social media has been used by educators for more than facilitating collaboration or engagement, social media has been used for the delivery of content and teaching materials, educational information, and class updates (Chugh & Ruhi, 2018; Hamid, Chang, & Kurnia, 2009).

Cheston, Fleckinger, and Chisolm (2013) performed a systematic review of the use of social media for medical education and found the included studies demonstrated favorable results in learner satisfaction, attitudes, knowledge, and skills, although the authors noted that well-designed studies were rare. Romero-Hall (2017) found that in a study of graduate students that while students used social media sites for personal reasons, they were not always connected to the social media sites their program of study provided. However, those graduate students that did use the course-provided SNS reported benefits such as an improved sense of belonging to a group of professionals, ability to interact with others in distant locations, and networking opportunities for career advancement (Romero-Hall, 2017). Chromey, Duchsherer, Pruett, and Vareberg (2016) found that students in higher educational classrooms were willing to use social media for class purposes if certain criteria were met, namely that the use of social media was deemed appropriate. Appropriate use required that it be convenient to use, was the best tool available to use in the circumstances, use was voluntary, and no personally identifying information was required to participate (Chromey et al., 2016). Kobayashi (2017) found that students did not find social networking as valuable as other forms of asynchronous media. Roblyer, McDaniel, Webb, Herman, and Witty (2008) uncovered that students are more likely than faculty to use Facebook to support learning.

Currie et al. (2014) acknowledged that, as with most innovations, there are benefits and risks associated with the use of social media sites. Some benefits, according to Currie et al. (2014) include the following:

- 1) Engagement can be richer due to improved communication, over formal university forums.
- 2) Students already pursue social media interaction, and institutions can easily meet their students in the social sites or struggle to make connections with students in other ways.
- 3) Social media sites can help students engage in authentic reflection and self-evaluate their own perspectives, while learning about professionalism in their career by watching and listening to their peer groups' perspectives.

According to Currie et al. (2014), risks of social media site usage in education include the following:

- 1) Some students can have difficulty keeping distinct lines between personal and professional domains in their lives. Negative interactions that would not be allowed on institution-controlled forums are less restricted on social sites.
- 2) Social media creates an availability expectation on instructors' time that is outside of stated response times and students may use social sites to impatiently press faculty members when their contact expectations are not realized.
- 3) Institutions have little enforceable control over social media sites, which also frustrates accountability measures for protecting processes and people.
- 4) Privacy issues can arise because social media sites can quickly transmit personal or private information to members of a supposedly closed group. Groups can experience bias and negative conversations without barriers. Social media allows unchecked viewpoints and personalities to be reflected and shared with others.
- 5) Faculty or staff who establish academic sites bear responsibility for students that may require the site builder to take action to ensure student safety, professionalism, and

suitability for jobs. When students exhibit disturbing behaviors or make questionable comments on social sites, faculty are put in a dilemma about revealing such information to the authorities who can intervene.

A recent study of the effects of social media use on academic performance uncovered that using social media in academic pursuits was not a relevant indicator of academic performance as measured by cumulative grade point average, but using social media for non-academic purposes, especially gaming or multitasking, showed academic performance effects (Lau, 2017). Both gaming and multitasking were significant and negatively predictive of academic performance. Ravizza, Hambrick, and Fenn (2014) found that higher rates of internet use for non-academic purposes during classroom time was associated with lower examination scores for students. Furthermore, test score variances were apparent regardless of academic ability, demonstrating that students are not efficient multi-taskers when engaging in in-class internet activities.

For any benefit to be derived from the use of SNSs, students and faculty must be willing to accept the technology into their academic lives (Choi & Chung, 2013). This willingness has been studied in the context of the Theory of Reasoned Action (TRA) as an extension of the TRA called the Technology Acceptance Model (TAM) (Choi & Chung, 2013). The TRA is a framework that takes beliefs and motivation for a behavior and connects them to attitudes and norms of behavior which culminates in an actual behavior (Choi & Chung, 2013; Davis, Bagozzi, & Warshaw, 1989), while the TAM states that the decision to use technology is based upon both the perceived usefulness and the ease of use (Davis et al., 1989). In applying the TAM to SNSs, the perceptions of usefulness and ease of use had robust effects on a person's decision to engage in social media; the subjective norm of behavior (would people important to me believe I should or should not participate in the action) and perceived social capital were significant predictors of the perceived usefulness and ease of use. Individual differences in subjects, such as gender, age, and race were not significant to the intention of using technology (Choi & Chung, 2013).

Digital Citizenship

Students using social media may perceive social networks as beneficial to work, private, and educational relationships; however, what happens online stays online forever (Fineman, 2014). Digital citizenship, which is the norms of behavior in relationship to technology use, has its beginnings in computer ethics (Ribble, Bailey, & Ross, 2004; Xu, Yang, MacLeod, & Zhu, 2019). Digital citizenship has nine components: online etiquette, communication, education, access, commerce, responsibility, rights, safety, and security (Ribble et al., 2004). College students' social media use has been related to multiple violations of digital citizenship, such as plagiarism, online information disclosure, fraudulent activities (Xu et al., 2019), cyberbullying (Watts, Wagner, Valasquez, & Behrens, 2017), and internet addiction (Salehan & Hegahban, 2013). It is necessary to evaluate the use of social media as a learning tool considering these digital citizenship concerns (Xu et al., 2019). Instructors and students must use careful judgement when using social sites to ensure that students possess adequate social media competency (Xu et al., 2019). Social media competency involves six constructs, namely, social media self-efficacy, social media experience, effort expectancy, performance expectancy, facilitating conditions, and social influence (Alber et al., 2015).

Privacy Concerns

Privacy concerns for SNSs are well known (Such & Criado, 2018). One definition of privacy postulated by Westin (1967) and revisited by Margulis (2011) is that privacy is the claim of institutions, individuals, and groups to self-determine who, how, and to what extent others should be granted knowledge about the institution, individual, or group. SNSs are continually adding features that assist people who want to form networks for a variety of purposes, such as sharing information or interacting with others (Chen, 2018). Three prominent concerns of the privacy of SNSs are data collection, data control, and third-party sharing (Mahmoodi et al., 2018).

Due to their data collection backdrop, SNSs contain vast repositories of personal information (Wu, 2019). Accessing features of SNSs on apps on mobile technologies has led to increasing concerns that identifiable information is aggregated, archived, and stored across different media platforms (Wu, 2019). Wu's (2019) research demonstrates that a person's need for self-identity is positively associated with their privacy management behavior patterns, which results in increased self-disclosure in SNSs. Wu (2019) also stated that the anticipation of social capital can be a driving force in a person's electing to self-disclose. Wu (2019) calls the current environment of valuing privacy but indulging in self-exposure on SNSs a 'privacy paradox'. Trepte and Reinecke (2013) found that there was a reciprocal relationship between SNS usage and self-disclosure, people who were willing to self-disclose were more likely to use SNSs and the use of SNSs made people more willing to self-disclose. These effects were moderated by the amount of social capital that SNS users received by participating in social media content generation (Trepte & Reinecke, 2013). A fundamental privacy issue is then, how can privacy be protected while simultaneously encouraging self-disclosure? Powell, Wimmer, Rebman, and Abdul al (2019) remind institutions that, while social media use is nearly ubiquitous for millennials, the internet platforms are subject to abuse of data and security risks and Diaz, Golas, and Gautsch (2010) warn that requiring students to participate in a social media sites may be subject to FERPA guidelines.

Protecting social media users' privacy can help prevent disastrous cybercrimes and illegal use of data obtained through breaches in social media sites, examples of these include cyberbullying, phishing scams, identity theft, and cyberstalking (Such & Criado, 2018). Many privacy threats fall under a privacy inference attack which means that public information on social media accounts, such as demographics (e.g., age, gender, major, likes, dislikes) are used to infer attributes about the user. The party obtaining the information may range from data brokers, service providers, advertisers, or cyber criminals (Beigi & Liu, 2018). These inferences can be friend-based attacks, behavior-based attacks, or a combination of the two (Beigi & Liu, 2018). Inherent in social media use however, is not just damage to the privacy of the individual posting the information, but to the privacy of other people pictured in or associated with the post (Such & Criado, 2018). The aspect of privacy for all associates for Multi-person Privacy (MP) in posts (Such & Criado, 2018). The current mechanisms of dealing with MP is through tagging/untagging and reporting inappropriate content, which may be too little too late as the poster has initial control of the post, and while photos may be removed by tagged parties, message content may remain (Such, 2018). Liang, Liu, Lu, and Wong (2018) found that even when photos are deleted, a significant lag time exists until the content is truly unavailable.

Deletion Delay for Different Social Media Sites

From Liang et al., 2018

Platform	Days until Deletion Occurs
Facebook	7
Twitter	Immediately
Instagram	3
MySpace, Tumblr	30
Flickr	14

Digital identities may be altered if students are reluctant to post their true opinions in class assignments, which Powell et al. (2019) suggest may affect them professionally, privately, or educationally. Powell et al. (2019) found that content posted in five out of seven social media sites was found in a Google search when the posters had turned off the data privacy options. In a study by Powell et al. (2019), results indicated that Facebook, Twitter, YouTube, Screencasts, Prezi, Voice Thread, and LinkedIn all had privacy settings available for users, although enabled privacy settings were not the default setting in any of the applications. Only Screencasts data was not easily found by a Google search and all SNSs were deemed a security risk if the SNS use was required for class purposes (Powell et al., 2019).

Security

Data collection is a necessary part of higher education institutions, and the collected data contains sensitive information such as names, addresses, social security numbers, test scores, behavioral assessments, and personal health information (prnewswire.com, 2018). Additionally, research institutions hold valuable intellectual property, which is potentially put at risk in internet and social media use (prnewswire.com, 2018). A recent study of 17 U.S. industries revealed that the educational system ranks last for cybersecurity risks (prnewswire.com, 2018).

Social media security can be approached from two perspectives, identification of the risks and attempts to mitigate the risks (Beigi & Liu, 2018). Some risks that can leave a university system vulnerable are app security, which can leave metrics and testing information unprotected, patching cadence, which if delayed or slow, can open systems up to vulnerability, and network security, which needs continuous monitoring since the use of cloud services can become vulnerable at any time (prnewswire.com, 2018). Recommended security necessities are to move security measures to the end point of the system, which is anywhere data 'lives' or is accessed (Stevens, 2019). Social media use can be difficult for technology security teams, as they have long relied on perimeter provisions like firewalls and secure web gateways. Furthermore, these teams are reluctant to require students and faculty to download cybersecurity solutions onto

devices (Stevens, 2019). One solution is to screen individual devices for security threats to determine their 'health' before allowing access to university resources (Stevens, 2019). This approach is part of a zero-trust model where constant surveillance of the devices and system entry points is maintained (Stevens, 2019).

User-generated data is vulnerable from two different types of attacks, identity exposure and attribute exposure (Beigi & Liu, 2018). Beigi and Liu (2018) stated that SNSs should anonymize user-generated data prior to publishing it. User-generated data is susceptible to being traced, which renders the users vulnerable to fraud, violence, or exposure of sensitive information such as location (Mahmud, Nichols, & Drews, 2014), age (Nguyen, Smith, & Rose, 2011), and relationships of trust or distrust (Beigi, Tang, & Liu, 2016; Beigi & Liu, 2018). Stevens (2019) states that the avenues to privacy in SNSs are to limit actual self-disclosures by limiting frequency and content of postings, or by being more selective before friending (Ellison, Vitak, Steinfield, Gray, & Lamp, 2011).

Potential concerns about the incorporation of social media not discussed in the literature

There is relatively limited research published about the use of social media in distributed education to facilitate the learning process. Accordingly, it seems pertinent to outline a few concerns that the authors of this report have considered, but not empirically tested, based on the presumption that they may influence the effectiveness of social media in distributed learning contexts. Relevant work is cited when relevant work could be located.

Providing information to students through social media when the students also use an LMS platform for the purposes of their typical instruction potentially splits the information between two distinct platforms; one presumably at least somewhat controlled by the institution (the LMS, although this is often cloud-based hosting provided by the contracting company) and one presumably not controlled by the institution (the social media site). This is potentially problematic as it seems plausible that the information provided through the LMS may be viewed as official documentation by students, whereas information provided through social media may not. Additionally, it would potentially require students to check two different repositories to find the information necessary for their course.

Another concern has to do with the ownership and security of typical LMS solutions compared to social media in relation to student assignments, grades, and potentially course content. Due to global variations in regulating student privacy, little has been written about privacy in academic settings (Marek & Skrabut, 2017). However, the U.S. has strict regulations in place under the Family Educational Rights Privacy Act (FERPA) which prohibits academic institutions from releasing personally identifiable information about students, except regarding a limited directory (Marek & Skrabut, 2017). FERPA prevents institutions from sharing information about a student's grades, schoolwork, or behavior to anyone without the student's permission (Watters, 2011). FERPA compliance, though rigidly stressed by institutions, gives little remediation for individuals who have had privacy violations, since these students cannot sue the school, but can only report the violation to the U.S. Department of Education (Marek & Skrabut, 2017). In line with FERPA, students' educational records have certain protections regarding their privacy. Accordingly, some educationally relevant communications with students through non-secure means, such as social media, potentially poses FERPA compliance issues (see Diaz et al., 2010).

Especially regarding the Department of Defense (DoD) training, some content may be classified and not for general consumption. Adding a non-DoD controlled social media component to a course could potentially open avenues for security violations, due to the participants discussing topics that should not be discussed outside of those with the appropriate security clearances. It seems plausible that simply posting otherwise innocuous content on a social media site, even if the group is marked as 'private' or the joining of the group is somehow controlled, could create security issues due to the machine learning algorithms the site may use collecting and analyzing the users posts or communications.

Another potential concern of incorporating social media into learning is whether the information on social sites is accurate and if students can choose reputable information (Kammerer, Brand-Gower, & Jarodzka, 2018). Studies have shown that people are beginning to make queries on SNSs rather than using a search engine for information (Morris, Teevan, & Panovich, 2010). Harper, Moy, and Konstan (2009) report that although Q & A sites have launched search engine companies to expand their body of knowledge, and simultaneously engage users, the social Q & A sites have failed to gain momentum, except in Asia. Furthermore, these social Q & A sites failed to produce a reliable source of information for users (Harper et al., 2009). Kammerer et al. (2018) stated that intentional and unintentional misinformation is rampant in SNS and Salmeron, Macedo-Rouet, and Rouet (2016) found that users rely more on answers from self-declared experts than non-experts when alternative messages are provided on the site. Salmeron et al. (2016) identified that children value expert status in the same way as adults do; however, adults place more significance on source information in Q & A sites. Prior research has demonstrated that users bring their own bias, opinions, and attitudes on a topic which can heavily influence their information retrieval pathway (Kammerer et al., 2018). Zejda (2010) noted that trust matters in the social networking sites, and that one common abuser tactic is to establish trust with their targets prior to acting fraudulently. Moorehead et al. (2013), in a meta-analysis examining the role of social media in the healthcare domain, stated that there are benefits to social media use for health information communication, and that it is critical to validate the information obtained as reliable and of appropriate quality. Furthermore, Moorehead et al. (2013) reiterated some of the privacy and security concerns mentioned previously in this present work.

One additional concern that should be explored when contemplating the use of social media in learning is the possible misrepresentation of oneself in the online world (Hongladarom, 2016). Hongladarom (2016) posits that the conundrum of social media profiles is that they may represent an actual person or may represent who that person would like to be. Furthermore, the online self may be a fabrication meant to deceive. Yang and Brown (2016) stated that self-presentation is a form of self-disclosure that is strategic in the amount of information a user presents, the intimacy level of the presentation, the positivity of the information, the authenticity of the information, and the intentionality of the disclosure. Chester and O'Hara (2007) found that students in their study generally perceived that they operated on a desire to be honest, but many chose pseudonyms and images that were not their actual names and faces. Students were mostly satisfied with their self-presentation choice, but more than half of them said that, in hindsight, they would have chosen their self-presentation differently (Chester et al., 2007). Grades were related to the self-presentation choices made by the students, as those who used real names and images scored the highest in assessments (Chester et al., 2007). Impersonation

plays a major role in successful social engineering scams on social media sites and credibility of the posters must be examined to prevent harm (Algarni, Xu, & Chan, 2017).

Blended Learning and Social Media

Some instructors value social media interactions for teaching with active learning and for introducing the students to possible uses of this technology for future learning and as a professional tool (Megele, 2015). Megele (2015) redesigned a blended course with a social media component (used for learning, assessment, and student engagement) and found that the learning outcomes of the module were facilitated and enhanced. Specifically, Megele (2015) found that students experienced an improvement in their understanding of personal learning networks and e-professionalism. Forbes (2017) remarked that it is necessary to prepare students, who will be professionals in their fields, in the proper use of social media by helping them understand the dynamics of a social presence and learning networks. Bodell and Hook (2014) found that occupational therapy students perceived an improvement in their confidence levels of using social platforms for professional networking after participating in a blended networking class designed to assist students in navigating social sites for networking and professional development.

Pak and Verbeke (2013) used social media to extend learning in a studio-based blended learning course. Students felt the SNSs were convenient for learning while instructors enjoyed the ability of the SNSs to represent design information in novel ways and to add to communication forms for the class. They were able to use collaborative mapping to facilitate a collective construction of students' memory of urban spaces which helped students understand the project site, learn from experts, and engage in peer learning. This indicated that a student's participation in the SNS was related to their progress up to a certain point. However, the investigators were unable to elicit a cause for this relationship due to the correlative nature of the study.

One example of the use of social media in a blended learning environment in a first-year experience course (McCarthy, 2010). The major finding was an increase in interaction between local and international students in the SNS, which was attributed to the international students having more time to process and respond to postings. Because of the increased online interactions, the dialogue between the student groups became more interactive and prolonged during in-class meetings.

Mobile learning trends

What is the definition of mobile learning?

Kamilali and Sofianopoulou (2015) described mobile learning (or m-learning) as a method for learning on the move, which is limited in time and device use. Sharples et al. (2007) further defined mobile learning as "the processes of coming to know through conversations across multiple contexts among people and personal interactive technologies" (p. 225). Kamilali and Sofianopoulou (2015) noted that mobile learning is not simply a presentation or shrinking of existing e-learning materials in mobile devices. Rather, it should be designed such that it is able to link people in real and virtual worlds, create learning communities between people on the move, provide expertise on-demand, and support a lifetime of learning.

The aviation industry has been one of the early adopters of mobile learning, for example, tablet computers are used as electronic flight bags (Kearns, 2013). How mobile devices are used in this industry can be considered as just-in-time training or performance support. In this approach, knowledge or skill is not explicitly intended to be retained by the learners. Mobile devices are simply used to help in performing a task at a given moment (Murray et al., 2014).

Characteristics of mobile learning

Frohberg et al.'s (2009) state-of-the-art report found that, even though mobile devices are designed to be communication tools, communication and social interaction played a small role in the mobile learning projects they analyzed. Furthermore, Ally (2009) identified learner-centric, personalized instruction, spontaneous, portable, and situated as characteristics of mobile learning. In a systematic literature review done by Imtinan et al. (2013), the authors were able to identify the common and popular characteristics of mobile learning as suggested by researchers in the field. This includes usability, collaboration, context, control, connectivity, mobility, content, blending, technical support, and cost. Kearns (2013) identified some of the features of mobile devices that can be taken advantage of to revolutionize the teaching practices in the context of aviation training. This includes push notifications, location-specific applications through Global Positioning Systems (GPSs), massive storage at a low weight, and video/camera functions.

In blended learning, Horton (2011) suggested a “sandwich” strategy which places classroom instruction in between the e-learning or m-learning elements. This strategy was adopted by Kearns (2010) in the context of aviation training. The pre-training is meant to deliver the foundational knowledge and skills in preparation for the classroom instruction. The classroom instruction is for topics which require human interaction or specialized equipment. Lastly, the on-the-line training extends the training to the workplace, which is beyond the classroom. Both pre-training and on-the-line training can be supported by m-learning.

Kearns (2013) acknowledges the challenge of bringing back professionals to classrooms on a regular basis, particularly in the aviation industry. To address this, snap-courses were suggested. These courses were designed to be completed over a longer period and should facilitate distributed practices. The following are the recommended characteristics of these courses: duration has to be approximately 5 minutes, must include interaction, must be designed to facilitate intrinsic motivation, facilitate discussion among learners, incorporate repetition to promote retention, integrate quizzes that facilitate retrieval practice, should allow learners to choose a convenient time to complete training, and encourage learners to complete training over a longer period of time.

Advantages of mobile learning

Through mobile learning, employees can solve problems via handheld devices in situ. The cost of these devices is relatively low, which allows for the delivery and creation of multimedia content. This makes informational resources more accessible, enabling continuous and situated learning support. This can lead to a reduction in training costs (Elias, 2011; Rudestam & Schoenholtz-Read, 2009). Additionally, student motivation can be improved by supporting their basic needs of autonomy, competence, and relatedness (Nikou & Economides, 2018).

Effectiveness of mobile learning

Studies on mobile learning mainly use survey questionnaires to solicit students' perspectives (Wu et al., 2012). Students from elementary and higher education settings reported that they were able to learn via this medium (Thornton & Houser, 2005; Lu, 2008; Al-Fahad, 2009). In a literature review conducted by Wu et al. (2012), it was found that mobile devices and PDAs are mostly used. Furthermore, 86% of the 164 mobile learning studies surveyed by Wu et al. (2012) were found to have positive outcomes.

Ubiquitous learning

Ogata et al. (2009) define ubiquitous learning (u-learning) as an everyday learning environment that is supported by mobile and embedded computers and wireless networks in our daily lives. It has been examined in the workplace, formal, and lifelong learning settings (Pimmer et al., 2016). Most research is in the domain of language and linguistics, health sciences, and computer sciences. Mobile and ubiquitous learning are strongly interconnected concepts. They are conceived as tools that allow learners to access information regardless of their physical context. They can also provide learners with location-based information.

Characteristics of ubiquitous learning

Collaboration plays an important role in these u-learning environments (Yang, 2006; Hwang et al., 2011). Huang et al. (2011) surveyed the literature and summarized the characteristics of u-learning. First, it should be able to meet the user's spontaneous learning needs, encouraging learners to take the initiative in knowledge acquisition. It should be able to support constructivist and self-regulated learning. It must be based about instructional activity and is context aware. Also, interactivity is important in the learning process and the context needs to provide a community of learners. Finally, it should be adaptive to the learner and must be personalized.

Evaluation in ubiquitous learning

Huang et al. (2011) proposed an evaluation method framework for ubiquitous learning environments which is based on meaningful learning. It was composed of four stages: (1) the u-learning practice, (2) a macro view, (3) a micro view, and (4) u-learning refinement. After a learning activity is carried out, learners are asked to evaluate it using a meaningful learning questionnaire scale. The entire group is analyzed both from the macro and micro view to assess the degree of meaningful learning achieved in the u-learning environment.

The macro view involves the use of a five-point Likert rating scale questionnaire which covers five dimensions, namely, was the learning active, authentic, constructive, cooperative, and personalized. Each dimension contains three items, which are statements on what a learner could do within a learning environment or with learning activities. The questionnaire used for the macro view, covers five dimensions with three statements for each dimension.

The micro view uses a questionnaire based on the analytic hierarchy process (AHP). This questionnaire can determine the pros and cons associated with multiform criteria through paired comparisons. Questions are about the u-learning activities.

Despite this framework, our literature search revealed that there is limited research on the effectiveness of ubiquitous learning.

Future of Mobile Learning

The ability to learn from a mobile device is still a relatively new frontier for distributed learning, as such this is an area that would benefit from an outline of criteria. Mayer (2019) has suggested the following six criteria points: objective measurement of learning outcomes, focus on instructional methods specifically directed at mobile technology, designed experiments over observational studies, remain neutral about the possible value of mobile technology in learning, incorporate relevant theories of learning and motivational research, and to use mobile technology as a research tool. This is not to say that these criteria points have not been absent from research. There have been many designed experiments (Melby-Lervåg, Redick, & Hulme, 2016), work regarding motivational and learning theories (Renniger & Hidi, 2016), and others have moved forward with using mobile technology for research purposes (Xie, Heddy, & Vongkulluksn, 2019). These criteria should be used as a constructive means of how to go about taming the wild west that is the mobile learning platform. To fully understand and answer the currently pressing questions; how do mobile devices affect the process of learning, how does mobile learning allow new opportunities for influencing the learning process and outcomes, and how mobile technology allow for previously uncollectable data (Bernacki, Greene, & Crompton, 2020).

Mobile Blended Learning

Mobile blended learning is the use of mobile devices in conjunction with other technologies used for learning (Suartama & Setyosari, 2019). Mobile internet technology has created opportunities for blended learning (Suartama et al., 2019). Mobile learning, as well as connecting formal to informal learning, helps improve student participation, achievement, and learning (Suartama et al., 2019).

Suartama et al. (2019) stated that mobile blended learning requires thoughtful and systematic design. To determine if mobile blended learning is a good content fit, Suartama et al. (2019) suggested that designers conduct a three-phase pre-analysis of the design problem by considering the learners' prior knowledge and characteristics, a learning object identification to qualify what knowledge should be taught about the subject, and an analysis of the blended learning environment. After the pre-analysis phase, designers should extend their designs to determine learning activities and resources and determine how assessment will be conducted (Suartama et al., 2019).

Since blended mobile learning is fashioned well for informal learning, Hou et al. (2014) found that college students a blended mobile interface could provide for an improved focus on a museum's on-site exhibits and a mobile learning platform. Additionally, Hou et al. (2014) found that the blended mobile learning may increase the interaction of students between the on-site exhibits and the learning website which may help interaction with the museum's learning activities.

ESL classrooms are often plagued by too little classroom time to accomplish lesson objectives that will assist students in becoming fluent in English (Jamal, 2015). Jamal (2015) recommended a 'learning by doing' approach in a mobile blended environment. Jamal (2015) asserted that these approaches can increase student autonomy and self-directedness. Avci and Adiguzel (2017) concurred and added that the Mobile-Blended Collaborative Learning model has been used in and out of the classroom to give students authentic and collaborative opportunities to practice

English language learning in a project-based approach. Using blended-mobile collaborative learning demonstrated that students practicing in authentic situations for real purposes improved their vocabulary and communication skills (Avci et al., 2017). Further, authentic practice improved the students' recognition of colloquial English and adding instant messaging improved the quality of their work and had positive effects on their performance (Avci et al., 2017).

Microlearning

Microlearning has been defined as a new learning approach which is based on small learning units and short-term focused activities (Hug et al., 2006; Lindner, 2007). However, Hug (as cited in Eibl, 2007) argued that it is not a well-designed paradigm. It is therefore better to focus on its features and characteristics rather than on its definition (Eibl, 2007).

Effectiveness of microlearning

When microlearning was used as a strategy to teach a class, the students were found to have better learning than the traditional group, and an enhanced self-perceived autonomy (Mohammed et al., 2018; Nikou & Economides, 2018). However, these studies had participants from elementary and high school levels.

The relationship between microlearning and mobile learning. Mobile-based microlearning is considered a relatively new approach that combines features of mobile learning and microlearning through the delivery of small learning units and short-term learning activities through mobile devices (Hug, Lindner, & Bruck, 2006). Furthermore, mobile-based microlearning is personalizable, adaptive, ubiquitous, and context-aware (Bruck, Motiwalla, & Foerster, 2012). It has been an emergent practice in corporate training and workplace learning (Clark et al., 2018; Goggins, et al., 2013). It can be used together for the development of short online activities in MOOCs that can be embodied in everyday life (Kamilali & Sofianopoulou, 2013). Jahnke et al. (2019) conducted a literature review and found that these microlessons have an average length of not more than five minutes. In the same study, they also conducted a series of interviews with industry leaders. They found that industry leaders would prefer to have such lessons to be shorter (30 to 90 seconds).

In their paper, Nikou and Economides (2018) argued that mobile-based microlearning has been considered a successful learning strategy in the workplace (Bruck et al., 2012; Werkle et al., 2015) and that it improves both the learning performance and motivation in professional and corporate working environments (Munoz-Organero et al., 2012; Pimmer & Pachler, 2014; Wen & Zhang, 2015).

Design challenges of mobile microlearning. Jahnke et al. (2019) summarized some of the design challenges of mobile microlearning. First, there is too much information being presented on small screens. Another is the absence of clear contact information (e.g., instructor). The use of smartphone devices may distract the learner. Finally, issues such as accessibility, technical issues, and affordability were raised.

Design challenges in microlearning platforms. In their paper, Jahnke et al. (2019) unpacked inherent design principles and decoded characteristics of existing mobile microlearning platforms that are targeted for outside learners and those in traditional offices. These were

obtained after triangulating the results from the three data sets of academic literature, industry reports, and interviews with industry professionals. Similar principles were grouped together, and eight major themes emerged. The following table summarizes their findings:

Themes	Principles
Interactive micro-content for closing practical skill gaps	Interactive content
	Practical problem-solving
Chunked courses	Snackable, not crammed single topic
Instructional flow of activity-based model of instruction	Instructional flow, sequenced, engaging
	Rich of diversity of media formats
	Instant feedback
System design	App availability
	Push notifications
	Track learning progress
	Browsable, independent, searchable micro-lessons
	Teachers can easily update
Supporting learner needs	Moment of need
Supportive social structures	Supports the connected learner
Costs and affordable subscription model	Affordable
Curriculum provides single lessons; may sum up into certificates/degrees	Embedded into a broader curriculum

These principles were used to evaluate existing platforms by developing a simple heuristic (yes or no for each principle). However, Jahnke et al. (2019) noted that further research may provide more detailed categories beyond the simple heuristic they developed.

Issues in microlearning.

Jahnke et al. (2019) identified some of the issues with the mobile microlearning design. One is the absence of reflection. It also addresses learning topics and outcomes that are easy to learn. It does not include higher order thinking skills of Bloom's taxonomy. Another is that it follows the behaviorist approach (i.e., learning by clicking and not by creating artifacts). Finally, they argue that this design is geared towards automation where answers are already known.

Mobile learning and the different theories of learning.

Naismith et al. (2004) were able to identify 6 categories of learning activities in their literature review. These were taken from an activity-centered perspective. The categories are behaviorist, constructivist, situated, collaborative, informal and lifelong, and learning and teaching support. The authors provided examples of the use of mobile technology for each. Using these categories, Pimmer et al. (2016) conducted a systematic review of empirical studies of mobile and ubiquitous learning in higher education settings. Their analysis focused mainly on instructionist, situated, constructionist, and a hybrid of situated, constructionist, and collaborative. They found that positive outcomes were mainly associated with the instructionist and hybrid designs. The instructionist benefits were due to frequent learning activities, while the hybridization links formal education with informal and personalized learning. The authors acknowledged that there is limited evidence to legitimize the broad application of mobile learning in higher education.

Micro and Blended Learning

Our review did not locate any studies that discussed microlearning specifically regarding blended learning.

Video

Video Use

Distance learning can occur in a variety of ways, but the fastest growing learning is the use of asynchronous video (Malaga & Koppel, 2017). Video can be used for the delivery of course content, such as a lecture, or can contain supplemental information for student learning (Malaga & Koppel, 2017). For the purposes of this discussion *video(s)* refers to instructional videos which are multimedia productions for the purpose of helping people learn targeted material (Fiorella & Mayer, 2018). Watching videos is commonplace today and students are familiar with a variety of hosting sites such as YouTube and Vimeo (Malaga & Koppel, 2017). Miner and Stefaniak (2018) demonstrated that both students and instructors believe that video is an appropriate way to communicate course content while Scagnoli, Choo, and Tian (2019) affirmed that video lectures are considered an effective means of delivering content and of providing the necessary teaching presence in a virtual learning environment. Scagnoli et al. (2019) were able to associate students' positive perceptions of video learning with positive overall learning experience ratings and with perceived impact on learning. Furthermore, video

instruction was able to enhance students' perception of engagement, due to the impacts of learner control and teaching presence.

Kay's (2012) comprehensive review of the literature found that in addition to the affective and cognitive perceptions of students toward video learning and improved learner control, students found benefits in improved study habits and in their learning performance with video use. MacHardy and Pardos (2015) added that unhelpful videos do not add to student performance and suggest instructors should vet videos before assuming the inclusion of videos will enhance student learning. For example, research clearly demonstrates that students learn better from videos that follow research-based principles of effective design, because the principles enable learners to cope with the new material in ways that respect human cognitive capabilities (deKoning, Hoogerheide, & Boucheix, 2018).

To maximize the benefits of video learning, it is necessary to understand the constructs under which the video learning is most effective. Brame (2016) suggests that video content be designed with consideration given to cognitive load, student engagement, and active learning. For a discussion of cognitive load in multimedia learning, see the cognitive load theory section of this document. Mayer (2014) describes a framework, called social agency theory, which posits that social cues affect deep learning. According to the social agency principle, multimedia materials can be designed with social cues, which stimulates a student's motivational commitment to begin and maintain active cognitive processing. Students who experience an activation of a social response within themselves find that this social response facilitates an increase in active cognitive processing and an increase in the quality of the learning outcome. When the instructional message lacks appropriate social cues, there is no activation of a social response and no increase in active cognitive processing or improvement in the quality of the learning outcome. The appropriate social cues found in the video presentation are beneficial to enable students to respond to another social being and commit to learning. These social cues contrast with realism cues, which would result from a feeling of physical presence, which do not necessarily affect learning.

Video Design

Generally, in video design, Brame (2016) suggests that cognitive load can be appropriately tolerated by students when the material in the video is segmented or chunked into smaller segments, students are signaled to notice important information, the modality principle is followed to make audio and visual content match, and weeding is used to eliminate extraneous information. Ibrahim (2012) states that video learning faces three main challenges, namely, the transience of the information on the screen, a lack of focused attention due to a lack of guidance on the important aspects of the message, and the incorporation of extraneous content that distracts the learner by taking up working memory space. The problem caused by transience can be overcome by using segmentation, while the lack of directed attention can be alleviated with the use of signaling (Brame, 2016; Ibrahim, 2012). Finally, the problems associated with extraneous content can be minimized through weeding (Ibrahim, 2012).

Segmenting refers to breaking multimedia works into smaller, meaningful pieces so that the learner can exercise control over when to continue with the presentation (Fiorella & Mayer, 2018). Segmenting can help learners control essential processing (a concept analogous to cognitive processing), which involves learners selecting relevant words and images in a

multimedia presentation and organizing them for understanding (Mayer & Pilegard, 2014). Students experience essential overload when encountering materials presenting critical content, depending on their prior knowledge; however, instructors cannot eliminate the essential elements of the presentation. Therefore, dividing the lesson (segmenting) into meaningful chunks can help students with processing demands. They added that segmenting could have a more significant role for learners if the material is complicated, unfamiliar to students, or presented at a fast pace. Another cognitive load reducing strategy is the use of pre-training to improve a student's prior knowledge with unfamiliar materials. Fiorella & Mayer (2018) agreed that segmentation is important for controlling essential processing overload and adds that learner control is pivotal to improving learning outcomes when using video materials. Biard, Cojean, and Jamet (2018) found that learner control alone (interactive format) was not sufficient to improve procedure learning by students, as students rarely interrupt the video. Lowe (2004) found that novice learners did not employ learner control as effectively because of lacking direction in discerning important information. Instead, Biard et al. (2018) found learner interactive systems, with additional system-controlled interruptions that occur after the presentation of pivotal learning segments, showed superior student learning. Segmented instructional videos reinforce procedural representations for novice learners and reduce cognitive load. Schnotz and Rasch (2005) found that learners with high prior knowledge had a high enabling function when allowed to manipulate animations, while learners with low prior knowledge were enabled by simulations without manipulation options. Wouters, Tabbers, and Paas (2007) suggested content designers follow a social cognitive model of sequential skill acquisition in which learners progress from merely observing skills to becoming independent and self-regulated performers.

Two current areas under investigation are the importance of the onscreen presence of the instructor and whether video instruction should occur in the first or third person for improved interaction. These concepts are part of an increasing body of work that investigates how social cues can prime social responses in learners that result in deep cognitive processing and improved test performance. Social cues include the personalization principle, voice principle, image principle, and embodiment principle (Mayer, 2014). To maximize student engagement, Brame (2016) suggests improvements in learning can be made if the video is brief, uses conversational language, audio is spoken enthusiastically, and the videos are inserted into curriculum at prime moments when the material will be most relevant. Mayer (2014) agrees that conversational language usage (personalization) helps students learn more deeply than a more formal verbal style. Conversely, Schworm and Stiller (2012) did not find any difference in retention outcomes between highly personalized or weakly personalized presentations; however, personalized presentations improved transfer knowledge. The personalization principle operates with boundary effects such that high achieving students and long lessons may negate the benefits of personalization (Mayer, 2014). Domain-specific prior knowledge showed a reversal effect with personalized video presentations (Stiller & Jedlicka, 2010). In lower knowledge learners, personalization has shown positive effects in drawing, labeling, structural knowledge, and transfer (Stiller & Jedlicka, 2010). In higher-knowledge learners, drawing and labeling was improved; however, structural knowledge was not impacted, and transfer performance was reduced (Stiller & Jedlicka, 2010).

Student learning is also impacted by the voice principle, which suggests that people learn more deeply when multimedia is presented with a human voice compared to a machine voice (Mayer, 2014). Designing audio clips with native speakers using a standard accent conveys a level of social presence for the learner and makes them feel as if they are being directly spoken to during the content delivery. The voice cues may affect the level of social response a learner engages in with the content (Mayer, 2014). However, research has shown mixed results in relation to the voice principle (Chiou, Schroeder, & Craig, 2020; Craig & Schroeder, 2017, 2019; Santally & Goorah, 2012). For example, Santally and Goorah (2012) found that, while students preferred a natural voice in audio narration, there was no significant difference in learning gains with natural voice narration over synthetic audio use. Craig and Schroeder (2017, 2019) suggested that the voice effect may have been due to the technologies used in early studies, as more recent work has shown that there have been largely no differences in learning outcomes between videos narrated by modern machine voices and recorded human voices.

The image principle is that for deep learning to occur, people do not need to see the speaker's image on the screen during the presentation (Mayer, 2014; van Wermeskerken, Ravensbergen, & van Gog, 2018). The image principle states that the social response benefits of showing the instructor on the screen during a video is counteracted by the extra cognitive processing that accompanies the instructor's presence (Kizilcek, Bailenson, & Gomez, 2015). One large study ($n = 2,951$), in which students could exercise choice on viewing videos with or without an instructor on-screen, uncovered that students who saw the instructor's face perceived that they had a more pleasant learning experience; however, 35% of students decided against viewing the videos showing the instructor's face for self-reported reasons including avoiding distraction (Kizilcek et al., 2015). To avoid such distractions, Kizilcek et al. (2015) designed videos in which students had strategic instructor placement to maintain teacher presence while reducing distractions. These authors found that the image principle was supported as learning did not change regardless of instructor presence (Kizilcek et al., 2015). Furthermore, attrition rates were not altered in either the constant or strategic instructor placement conditions (Kizilcek et al., 2015). Kulh and Zander (2017) found that the personalization principle was reversed when the subject matter contained adverse content.

The embodiment principle is that people learn more deeply when the on-screen agents use human gesturing, eye contact, movement, and facial expressions (Mayer, 2014). Lusk and Atkinson (2007) found that college students taught with a fully embodied agent (locomotion, gaze, and gesturing) produced more accurate answers at near and far transfer. A meta-analysis by Schroeder, Adesope, and Gilbert (2013) found a significant, although small ($g = 0.19$), positive effect of pedagogical agents on learning. Further, Schroeder et al. (2013) found that learning was more easily facilitated when students utilized on-screen text rather than narration, and the usefulness of pedagogical agents was greater for K-12 learners than for post-secondary students. Li, Wang, Mayer, and Liu (2019) found that pedagogical agents that used specific gesturing improved students' ability to pay attention to task-related elements of the material and performed better on retention and transfer tests. The embodiment principle also has boundary conditions in that when a negative social cue is used on screen, the embodiment principle may be negated (Mayer, 2014).

Fiorella & Mayer (2018) suggested learning outcomes improve when instructional videos are filmed from a mixed perspective, which use both the first-person (student) and third person (instructor) perspective. First-person perspective may assist student engagement by helping the learning experience be seen from the student's perspective (Fiorella & Mayer, 2018). One relevant consideration for engagement in videos is modeling (Hoogerheide, van Wermeskerken, Loyens, & van Gog, 2016). Hoogerheide et al. (2016) found that for secondary education students, adult models were better for student learning than peer models if the target material is considered by students to be more appropriately known by adults. A study by Hoogerheide, Loyens, and van Gog (2016) showed that the gender of the model or observer had no effect on learning or near transfer. Hoogerheide, Loyens, and van Gog (2014) found that university students' performance was affected by study intention (test versus explanation of the content), but students who were required to make a webcam video (actually explain the content) experienced a significant effect on fostering transfer. Hoogerheide, Renkl, Fiorella, Paas, and van Gog (2019) found that students who had recorded a video to teach peers outperformed students who only studied the example, demonstrating that teaching on video is a successful learning strategy for students. Further, Hoogerheide, Deikjers, Loyes, Heijltjes, and van Gog (2016) found that explaining on video but not by writing aided learning more than restudy. Using teaching video production as a homework assignment improves test performance compared to re-study or summarizing (Hoogerheide, Visee, Lochner, & van Gog, 2019). Besides modeling, demonstration videos can improve motivation and task performance for users (van der Meij, 2017). Combining demonstration videos with review videos resulted in an additional improvement in task performance (van der Meij, 2017).

Betrancourt and Benetos (2018) asserted that video is best delivered with consideration to other aspects of the production such as camera angle, instructor presence, and external design features. In relation to design features, van der Mij, Rensink, and van der Mij (2018) found that demonstration-based training for children was not improved by practice before or after video software training. Fiorella & Mayer (2018) acknowledged that students use videos to watch procedures and build mental models from information, but that watching alone will be incomplete for learning. Practice without feedback has not been shown to be effective for learning; however, feedback on practice attempts allows students the opportunity to adjust and correct their knowledge as learning progresses (Fiorella & Mayer, 2018). Kapur (2016) stated that performance does not always equate to learning. Kapur (2016) called for instructional designs to aim for understanding the nature of the learners' prior knowledge and to take advantage of productive failures in unguided problem solving to build upon that prior knowledge base. Productive failures can demonstrate what students already understand and can be used to engage students and build upon prior information levels (Kapur, 2016). Betrancourt and Benetos (2018) cautioned that the role of practice should be evaluated in adults before generalizing that practice is of no benefit when used with video training.

To assist with active learning, Brame (2016) encouraged the use of questions in videos, whether interactive- or guiding-type, to stimulate thinking. Brame (2016) also suggested using the video material as part of a larger assignment. Wouters et al. (2007) called for a four-component instructional design model (4C/ID) that uses multiple cognitive processes to aid learning. These include elaboration and induction, which allow learners to construct accurate mental models, and compilation and strengthening, which allow learners to make these models

automatic (Wouters et al., 2007). Constructing schemas or models can be accomplished by cueing, pacing, prediction, learner control over the appearance of information, working in pairs to take turns observing and performing tasks, utilizing reflection prompts, and personalized task selection (Wouters et al., 2007). Personalized task selection is important for automaticity of learner schemas (Wouters et al., 2007).

Video Lectures and MOOCs

Video lectures have become a vital learning component to the structure of MOOCs (Stöhr, Stathakarou, Mueller, Nifakos, & McGrath, 2019). Their ability to helpfully convey the information to the learner has been shown to be successful not only across demographics such as age, but also successful regardless of the learners' specialization, meaning non-experts can benefit just as much from the video format in MOOCs (Stöhr et al., 2019). The specifics of video creation for MOOCs have been examined, from how the lecturer is portrayed, to what length of video is most successful in viewer retention (Luo, Zhou, Li, & Xiao, 2018). Video usage still has some challenges in the MOOC environment, as things like language barriers are not as easily translatable as a text format (Valor Miró, Baquero-Arnal, Civera, Turró, & Juan, 2018). However even these obstacles are being overcome with the use of automatic speech recognition (ASR) and machine translation (MT), the use of which saves anywhere from 25-75% of time that would normally be used in translations (Valor Miró et al., 2018). As the use of video lectures in MOOCs continue to grow in the University settings, more research is being conducted regarding meeting the needs of the different culture's MOOCs expand into (Bayeck & Yvonne, 2018).

References

- Bayeck, R., & Yvonne, J. C. (2018). The influence of national culture on educational videos: The case of MOOCs. *International Review of Research in Open & Distance Learning*, 19(1), 186–201. <https://doi-org.ezproxy1.lib.asu.edu/10.19173/irrodl.v19i1.2729>
- Betrancourt, M., & Benetos, K. (2018). Why and when does instructional video facilitate learning? A commentary to the special issue “developments and trends in learning with instructional video”. *Computers in Human Behavior*, 89, 471-475.
- Biard, N., Cojean, S., & Jamet, E. (2018). Effects of segmentation and pacing on procedural learning by video. *Computers in Human Behavior*, 89, 411-417.
- Brame, C. J. (2016). Effective educational videos: Principles and guidelines for maximizing student learning from video content. *CBE- Life Sciences Education*, 15(4), 1-6.
- Chiou, E. K., Schroeder, N. L., & Craig, S. D. (2020). How we trust, perceive, and learn from virtual humans: The influence of voice quality. *Computers & Education*, 146, 103756. <https://doi.org/10.1016/j.compedu.2019.103756>
- Craig, S. D., & Schroeder, N. L. (2017). Reconsidering the voice effect when learning from a virtual human. *Computers & Education*, 114, 193-205. DOI: 10.1016/j.compedu.2017.07.003
- Craig, S. D., & Schroeder, N. L. (2019). Text to speech software and learning: Investigating the relevancy of the voice effect. *Journal of Educational Computing Research*, 57(6), 1534-1548. DOI: 10.1177/073563311880287
- deKoning, B. B., Hoogerheide, V., & Bouchiex, J.-M. (2018). Development and trends in learning with instructional video. *Computers in Human Behavior*, 89, 395-398.
- Fiorella, L., & Mayer, R. E. (2018). What works and does not work with instructional video. *Computers in Human Behavior*, 89, 465-470.
- Hoogerheide, V., Deijkers, L., Loyens, S. M. M., Heijltjes, A., & van Gog, T. (2016). Gaining from explaining: Learning improves from explaining to fictitious others on video, not from writing to them. *Contemporary Educational Psychology*, 44-45, 95-106.

- Hoogerheide, V., Loyens, S. M. M., & van Gog, T. (2014). Effects of creating video-based modeling examples on learning and transfer. *Learning and Instruction, 33*, 108-119.
- Hoogerheide, V., Loyens, S. M. M., & van Gog, T. (2016). Learning from video modeling examples. Does gender matter? *Instructional Science, 44*, 69-86.
- Hoogerheide, V., Renkl, A., Fiorella, L., Paas, F., & van Gog, T. (2019). Enhancing example-based learning: Teaching on video increases arousal and improves problem-solving performance. *Journal of Educational Psychology, 111*(1), 45-56.
- Hoogerheide, V., van Wermeskerken, M., Loyens, S. M. M., & van Gog, T. (2016). Learning from video modeling examples: Content kept equal, adults are more effective models than peers. *Learning and Instruction, 44*, 22-30.
- Hoogerheide, V., Visee, J., Lachner, A., & van Gog, T. (2019). Generating an instructional video as homework activity is both effective and enjoyable. *Learning and Instruction, 64*.
- Ibrahim, M. (2012). Effects of segmenting, signalling, and weeding on learning from educational video. *Learning, Media and Technology, 37*(3).
- Kapur, M. (2016). Examining productive failure, productive success, unproductive failure, and unproductive success in learning. *Educational Psychologist, 51*(2), 289-299.
- Kay, R. H. (2012). Exploring the use of video podcasts in education: A comprehensive review of the literature. *Computers in Human Behavior, 28*, 820-831.
- Kizilcek, R. F., Bailenson, J. N., & Gomez, C. J. (2015). The instructor's face in video instruction: Evidence from 2 large-scale field studies. *Journal of Educational Psychology, 107*(3), 724-739.
- Kulh, T., & Zander, S. (2017). An inverted personalization effect when learning with multimedia: The case of aversive content. *Computers & Education, 108*, 71-84.
- Li, W., Wang, F., Mayer, R. E., & Liu, H. (2019). Getting the point: Which kinds of gestures by pedagogical agents improve multimedia learning. *Journal of Educational Psychology*, Advance online publication.
<http://dx.doi.org.ezproxy.libraries.wright.edu/10.1037/edu0000352>
- Lowe, R. (2004). Interrogations of a dynamic visualization during learning. *Learning and Instruction, 14*, 257-274.
- Luo, Y., Zhou, G., Li, J., & Xiao, X. (2018). A MOOC video viewing behavior analysis algorithm. *Mathematical Problems in Engineering, 1-7*. <https://doi.org.ezproxy1.lib.asu.edu/10.1155/2018/7560805>
- Lusk, M. M., & Atkinson, R. K. (2007). Animated pedagogical agents: Does their degree of embodiment impact learning from static or animated worked examples? *Applied Cognitive Psychology, 21*, 747-764.
- MacHardy, Z., & Pardos, Z. A. (2015). Evaluating the relevance of educational videos using BKT and big data. In O. C. Santos, J. G. Boticario, C. Romero, M. Pechenizkiy, A. Merceron, P. Mitros, J. M. Luna, C. Mihaescu, P. Moreno, A. HersHKovitz, S. Ventura, & M. Desmarais (Eds.). *Proceedings of the 8th International Conference on Educational Data Mining*, Madrid, Spain. <http://educationaldatamining.org/EDM2015/index.php?page=proceedings>
- Malaga, R. A., & Koppel, N. B. (2017). A comparison of video formats for online teaching. *Contemporary Issues in Education Research, 10*(1), 7-12.
- Mayer, R. E., & Pilegard, C. (2014). Principles for managing essential processing in multimedia learning: Segmenting, pre-training, and modality principles. *The Cambridge Handbook of Multimedia Learning* (2nd ed.). R. E. Mayer (Ed.). New York, NY: Cambridge University Press.
- Mayer, R. E. (2014). Principles based on social cues in multimedia learning: Personalization, voice, image, and embodiment principles. *The Cambridge Handbook of Multimedia Learning* (2nd ed.). R. E. Mayer (Ed.). New York, NY: Cambridge University Press.

- Miner, J., & Stefaniak, J. E. (2018). Learning via video in higher education: An exploration of instructor and student perceptions. *Journal of University Teaching & Learning Practice*, 15(2), Article 2.
- Santally, M. I., & Goorah, S. (2012). Investigation of student understanding and learning in multimedia presentations using human and synthesized voices based on the 'voice principle'. *International Journal of Learning*, 18(11), 45-66.
- Scagnoli, N. I., Choo, J., & Tian, J. (2019). Students' insights on the use of video lectures in online classes. *British Journal of Educational Technology*, 50(1), 399-414.
- Schnotz, W., & Rasch, T. (2005). Enabling, facilitating, and inhibiting effects of animations in multimedia learning: Why reduction of cognitive load can have negative results on learning. *Educational Technology Research and Development*, 53(3), 47-58.
- Schroeder, N. L., Adesope, O. O., & Gilbert, R. B. (2013). How effective are pedagogical agents for learning? A meta-analytic review. *Journal of Educational Computing Research*. 49(1), 1-39.
- Schworm, S., & Stiller, K. D. (2012). Does personalization matter? The role of social cues in instructional explanations. *Intelligent Decision Technologies*, 7, 105-111.
- Stiller, K. D., & Jedlicka, R. (2010). A kind of expertise reversal effect: Personalization effect can depend on domain-specific prior knowledge. *Australasian Journal of Educational Technology*, 26(1), 133-149.
- Stöhr, C., Stathakarou, N., Mueller, F., Nifakos, S., & McGrath, C. (2019). Videos as learning objects in MOOCs: A study of specialist and non-specialist participants' video activity in MOOCs. *British Journal of Educational Technology*, 50(1), 166-176. [https://doi-org.ezproxy1.lib.asu.edu/10.1111/bjet.12623](https://doi.org.ezproxy1.lib.asu.edu/10.1111/bjet.12623)
- Valor Miró, J. D., Baquero-Arnal, P., Civera, J., Turró, C., & Juan, A. (2018). Multilingual Videos for MOOCs and OER. *Journal of Educational Technology & Society*, 21(2), 1-12. Retrieved from <https://search-ebSCOhost-com.ezproxy1.lib.asu.edu/login.aspx?direct=true&db=eft&AN=128981052&site=ehost-live>
- van der Meij, H. (2017). Reviews in instructional video. *Computers & Education*, 114, 164-174.
- van der Meij, H., Rensink, I., & van der Meij, J. (2018). Effects of practice with videos for software training. *Computers in Human Behavior*, 89, 439-445.
- van Wermeskerken, M., Ravensbergen, S., & van Gog, T. (2018). Effects of instructor presence in video modeling examples on attention and learning. *Computers in Human Behavior*, 89, 430-438.
- Wang, F., Li, W., Mayer, R. E., & Liu, H. (2018). Animated pedagogical agents as aids in multimedia learning: Effects on eye fixations during learning and learning outcomes. *Journal of Educational Psychology*, 110(2), 250-268.
- Wouters, P., Tabbers, H. K., & Paas, F. (2007). Interactivity in video-based models. *Educational Psychology Review*, 19, 327-342.

Virtual reality/Augmented reality/Simulations

Virtual Reality and Simulations

The term “virtual reality” has become a sweeping term in conversations regarding the newest form of reality technology. Virtual Reality or “VR” has come to mean anything from immersive 3D world environments to 2D overlays on the world using icons or a Heads-Up Display (HUD) interface (Hepperle, Weiß, Siess, & Wölfel, 2019). Thankfully, the term “simulation” is more straightforward, referring to any imitation of a situation or process to produce, either through a computer or other means, the feeling of an experience without actually undergoing that experience (Simulation, 2019). While the term simulation is a much broader term that can encompass a wide variety of topics covered in this review, the term virtual

reality can potentially be misused or misunderstood when talking about the topics of different forms of reality; e.g. some refer to virtual reality when talking about a computer that displays 3D models with zoom, rotation, and virtual movement (Münzer & Zadeh, 2016), while some use the term to describe virtual worlds that multiple users can explore through the use of headsets and walking controls (Nelson & Ketelhut, 2007). While both fall under the spectrum of VR, this review will define and explain the subgroups contained in VR to enable more in-depth analysis of VR research going forward.

Virtual Reality, Augmented Reality, and Mixed Reality

Virtual Reality. The term VR can refer to a wide variety of applications, including everything from online game environments in which the user interacts through means of a keyboard to an avatar (Kim, Park, & Baek 2009), to the fully immersed environments utilizing headsets to display full virtual worlds (Nelson & Ketelhut, 2007). As this definition is quite broad and unwieldy, this review will further break down the different VR experiences available. There are many differences in types of virtual reality, that are defined by the equipment used (Ritz & Buss, 2016), the type of virtual environment (Peterson, 2010), and how a user can explore the virtual environment (Jungwon, Jangwoo, & Jeha, 2010). However, there are also two large sub-groups of virtual reality that also need to be defined, augmented reality and mixed reality.

Augmented Reality. Augmented Reality or AR refers to extending or enhancing the real environment with a digital overlay of graphics and/or sounds in real time (Siegle, 2019). AR has become increasingly prominent in the lives of the average individual due to its inclusion in phone applications in recent years. AR has been involved in many phone and tablet applications, either through the use of placing pre-created 3-D objects into the live video image or AR that is activated by the device finding a trigger image to manipulate (Siegle, 2019). An example of the pre-created 3-D object would be the Pokémon found in “Pokémon Go”, in which the game places the pre-generated Pokémon into the live video image on your phone regardless of location or anything in the image. An example of the device finding a trigger image to manipulate can be found in any of the many “face changing” applications, such as “Face Changer” or “Funny Face Changer”, in which the trigger image is a human face, which the application then overlays with anything from a beard to animal ears. AR has reached hundreds of millions of users, thanks to its accessible nature on our everyday devices, as well as the simplicity in its user interface, so as not to alienate the inexperienced user (Kim, Kim, & Song, 2019).

Outside of the definition regarding digital overlay enhancing the real environment, AR has also been characterized by its accessibility and simplicity, needing in many cases, only a smartphone for hardware. Due to the accessibility and simplicity of AR, there have been many studies looking into how to incorporate the AR experience into the entire K-12 educational program through college (Garzón & Acevedo, 2019). In particular, the education of younger students in Early Childhood Education programs has been extensively looking into the use of AR to create immersive learning environments, create specialized learning programs for science, math, and reading, and even using AR for Behavioral Skills Training (Beck, 2019). The creation of an AR-aided learning program for special population groups with learning disabilities has also repeatedly been examined, as it cannot be overstated that the benefits of the simpler user

interface can allow for a much wider variety of users than traditional learning programs (Barton, Pustejovsky, Maggin, & Reichow, 2017). While there are many more benefits of AR, and these will be examined in this review, the accessibility and minimal hardware needs are so engrained in what AR is, that leaving out these points when defining AR would be imprudent.

Mixed Reality. Mixed Reality, or MR, refers to the merging of a virtual world with the real world, in which there is a physical component(s) in the real-world space whose actions/movements interact with an object(s) in the virtual world (Frank & Kapila, 2017), such as a physical joystick moving a virtual claw on screen. The use of MR has also been referred to as a Mixed Reality Learning Environment when referring to complex and dynamic systems that have been used for educational means (Chang, Lee, Wang, & Chen, 2010). Additionally, MR has been viewed as a combination of AR and what is considered full VR, with one part of the process taking place in the real world (AR) and the other part taking place in the virtual world (VR) (Weng, Rathinasabapathi, Weng, & Zagita, 2019).

Defining MR can be difficult, as though the concept of MR is a bit scattered. Thinking of MR in the sense of a simulator can simplify the definition. One of the most widely understood simulators is the flight simulator, which has been examined in MR research from everything from the widely accessible “Microsoft Flight Simulator” (Korteling, Helsdingen, & Sluimer, 2017) to the simulator technology used by the U.S. military to train fighter pilots (Harper, 2015).

While the scale and quality of the MR technology can vary greatly, the consistency of having a physical component interacting with virtual objects remains consistent. MR creates an immersive learning experience for individuals, and the use of incorporating physical components into the learning process has been found to create a greater impact over traditional technology training methods (Arango-López, Cerón Valdivieso, Collazos, Gutiérrez Vela, & Moreira, 2019).

Virtual Simulation Environments versus Virtual Worlds

Simulation technology has come a long way over the years, and while conversations regarding simulation technology now imply a virtual world, this is not always the case (Peterson, 2010). Many simulations using VR for training purposes are scripted in nature, taking place in a relatively small virtual simulation environments compared to that of their virtual world counterparts (Kim et al., 2009). These virtual simulation environments can offer individuals the opportunity to train for a specific purpose in an environment that is more pleasant or inviting than that of the real-world environment (Burstin & Brown, 2010). In a virtual world, the size of the virtual space is much larger than that of a virtual environment, which facilitates the ability for the user to move through the virtual world in some capacity (Freitas & Neumann, 2009). While the virtual simulation environments are scripted, virtual worlds are open-ended. The virtual worlds allow for learning in both formal and informal approaches, as the user could learn through exploration of the world and through social interaction with those in the world (Freitas & Neumann, 2009). The size of the virtual world, and the ability to navigate it are imperative for training purposes that look to teach the user a skill related to their movement, as, for example, in a scenario that is looking to teach how to evacuate an area (Feng, González, Amor, Lovreglio, & Cabrera-Guerrero, 2018).

Virtual World Simulations

Since the defining characteristic of virtual environments vs virtual worlds is size, there is still overlap and grey area. One example of this is a virtual car environment, if the user is placed into a virtual driver's seat, they can effectively travel an entire virtual world while only being able to interact with the interface inside the car (El Saddik, Mahfujur Rahman, & Anwar Hossain, 2008). There can also be scripted scenarios that take place over the span of large virtual worlds (Davis, Hercelinskyj, & Jackson, 2016), using virtual worlds as large as Second Life to achieve a scenario objective. These applications are referred to as Virtual World Simulations. Just as the example of learning how to evacuate an area can be taught by allowing a user to navigate a virtual world (Feng et al., 2018), the evacuation process can also be taught in a virtual world through a guided simulation (Lochhead & Hedley, 2019). One form of virtual world simulations comes from the military, and is referred to as "Live, Virtual, and Constructive" (Strachan, 2016).

Live, Virtual, and Constructive. Live, Virtual, and Constructive (LVC) training refers to three distinct types of simulation training, which when used collectively form the LVC model (Strachan, 2016). This LVC model is increasingly being implemented, particularly in military training.

Live simulation training refers to the use of real equipment used by real individuals, such as guns, ships, or planes that are used against simulated non-enemy targets (Strachan, 2016). The use of live simulation training has been the traditional training model for the military for most of history, as the ability to accurately simulate warfare with technology has only been a recent advancement. Virtual simulation training refers to the use of a training device that can provide a replica of the equipment the individual would use in real combat (Antal, 2013). This equipment can be anything from a firearm that must be the same size and weight to allow for muscle memory training, to that of the inside of an armored vehicle that must be the same size and layout.

Constructive simulation training refers to simulation training on a larger scale than an individual, where simulations operate without any direct one to one input of individual to avatar (Strachan, 2016). These constructive simulations are tactical in nature and allow for large number of men, vehicles, and equipment to be simulated in war games format to train for the movement of units through a virtual world (Antal, 2017).

While these three forms of training are very different in their respective natures, they have been used in collaboration with each other to form a more effective training model (Mahon, 2019). The use of live training simulations has been shown to be effective, however also costly, and not practical for all types of training (Best & Rice, 2018). When it comes to training pilots, the use of fuel and maintenance on the aircrafts can be costly, and firing at other aircraft (to train for surface to air combat scenarios for the pilots) is impractical (Best & Rice, 2018). The use of virtual training simulations are used to make up for the costs and limitations of live training simulations while still teaching the equipment usage, judgement, and decision-making skills that the military needs their soldiers to be trained on are still learned through the virtual training simulations (Mahon, 2019).

The virtual training simulators have also allowed for the soldiers to not only train for general abilities and use of their equipment, but also allows for training for specific missions. Virtual training simulations allow soldiers to train in virtual environments created to replicate the real-world environment in which their upcoming mission will take place (Gervais, 2018). The ability to allow for planning and rehearsal of a mission in a simulation can mitigate potentially life-threatening mistakes, that can be avoided with virtual training simulations (Gervais, 2018).

Finally, the constructive simulation training is not geared toward the individual soldier but can be used up the chain of command as far as an Army General (Strachan, 2016). The use of planning formations and large troop movements have been around for as long as war itself, historically viewed as large maps sprawled out on tables while figures representing units are moved around. The constructive simulation training of today allows for accurate movement depiction of any number of military units, in any condition, on any scale (Strachan, 2016). The combination of these simulation training types have formed the LVC method that has taken root in the military today. Using the different types when appropriate, the military can get the most out of its resources while not reducing the quality of training that its soldiers receive (Mahon, 2019).

Equipment

Screens and Displays

To have a virtual reality experience, two things are present to the user: the sight of and sounds of the virtual reality (Howard, 2019). For portraying the visuals of the experience, three general forms of equipment are utilized: a screen, a headset, or a CAVE system (Ritz & Buss, 2016). A screen, being the simplest and most widely used, can come in the form of a phone screen being used to project an AR overlay onto the world (Barton et al., 2017) or to a computer screen displaying a Massively Multiplayer Online Role Playing Game or “MMORPG” such as Second Life (Kim et al., 2009). One advantage that the traditional screen set up has over others is the use of extra sensory data, such as being able to use eye tracking equipment in conjunction with the virtual reality software (Aguileta, Brena, Mayora, Molino-Minero-Re, & Trejo, 2019). As something like the eye tracking equipment is required, to have the user facing in the general direction of the screen with their eyes visible, the use of a headset that would block the eyes from the tracker or a set up in which the user would be moving their head away from the eye tracker would both impede the eye tracking equipment’s ability to function (Aguileta et al., 2019).

The second option of display, virtual reality headsets, are sometimes referred to as Head-Mounted Displays or “HMDs” (Alsaedi & Wloka, 2019). These headsets are essentially goggles, that, due to their weight, are attached to the user’s head via a tightening strap that goes around the sides and back of the user’s head (Martelli, Xia, Prado, & Agrawal, 2019). Due to some users experiencing a lack of comfort while using the headsets, a smaller more lightweight option of “VR glasses” have seen a rise in development (Yu, Zhou, Wang, & Zhao, 2019). For the display the headsets either have a singular screen that is placed in front of the user’s eyes, or alternatively two smaller screens with one in front of each eye, the VR glasses always have the two screens for each eye (Yu et al., 2019). While extra equipment, such as the eye tracking

equipment mentioned previously, was not immediately available for use in a VR headset setting, there have been advancements towards bringing all these technologies together. Recently real-time eyeblink detectors have been researched using VR headsets, which as the technology increases in use these additional data points will become more prevalent (Alsaeedi & Wloka, 2019).

Lastly, going from the most accessible to the most specialized form of getting the visuals of VR to an individual, there is the Cave Automatic Virtual Environment or “CAVE” system (Merchant, Goetz, Cifuentes, Keeney-Kennicutt, & Davis, 2014). The CAVE displays the VR environment to the user by projecting the visuals onto the walls of a room, this can be anywhere from three out of four sides of a square room, to all sides of a room, to even the four sides along with floor and ceiling for a completely enclosed virtual space (Cayley & Lemmerman, 2006). The CAVE, while costly, does provide distinct differences over the use of seeing the virtual environment through a headset device. The most notable difference is the difference that comes from spatial reasoning on the individual using the device from the impact of being able to see their own body (Lassagne, Kemeny, Posslt, & Merienne, 2019). While using a headset display, the user either is wearing gloves or holding a device so that the headset can show the user where their hands are in the virtual space, however with the CAVE, none of this is necessary which should be an advantage (Lassagne et al., 2019). However, the headsets have had the advantage of time and more wide use for fine tuning. CAVE users often report seeing objects as too close or too far when they reach for them with their hands (Lassagne et al., 2019). While not an immediately perfect system, the CAVE offers the user the ability to walk through the virtual space freely on their own without extra equipment to simulate the walking experience.

Walking in Virtual Reality

While the CAVE system offers a solution to walking in a virtual space without walking equipment, this equipment is available for screen and headset virtual displays (Jungwon et al., 2010). While walking is most natural movement for an individual, it does pose a challenge for VR in which the space allowed for the individual can be as small as a single room (Jungwon et al., 2010). This obstacle has been overcome, in part, through the use of Locomotion Interface or “LI”, which consists of four different types: planar treadmills, passive user walking devices with a turntable, sliding devices with mobile robots, and programmable foot platforms with rotational capability (Jungwon et al., 2010). For the purposes of this review, each type of treadmill and motion platform will not be individually covered, as advancements in LI have been as almost exponential in development, going from three degrees of freedom in 2010 (Jungwon et al., 2010), to six degrees of freedom with motion platforms in 2015 (Sinitski, Lemaire, & Baddour, 2015), to the newest form of motion platform, the omnidirectional Platform that can theoretically offer 360 degrees of freedom (Monroy, Lutz, Chalasani, & Smolic, 2018). While this review will not go into the specifics of the design of these LI, it is important that the advancements in virtual reality walking technology be addressed.

How Virtual Reality and Simulations Can Improve Learning

The use of VR and simulations have been utilized in a variety of multidisciplinary scenarios for different learning environments, from distance learning to therapy treatments

(Correia et al., 2014). VR and simulations have also been used in a wide variety of purely educational environments. VR and simulations have been found to aid in the learning of a second language in children (Schwienhorst, 2002). Additionally, these systems are effective in learning outcomes of children throughout the entire K-12 system, as well as higher educational settings (Merchant et al., 2014). VR systems were found to increase student involvement and self-efficacy in some studies (Georgiou & Kyza, 2018). Of note, VR systems have been an effective educational tool for those that have a physical handicap, such as cerebral palsy (Kirshner, Weiss, & Tirosh, 2011).

While research has been done on the benefits and applications for a traditional learning environment, there experimental learning techniques involving VR and simulations that are still being discovered. These include social benefits from the use of role-playing simulations in a 3D virtual environment to facilitate interviewing and diagnostic skills of a counselor (Lowell & Alshammari, 2019).

Creation of Environments and the Elimination of Distance

One of the biggest draws for VR and simulations in the learning environment, is the ability to create a specific virtual space for the individual to learn in that would otherwise be impractical (Correia et al., 2014). While VR simulations can seem impractical due to cost, their reuse makes them more cost efficient when compared to live simulations such as battle simulation, which can make the large amount of equipment needed. When reusability is considered, VR simulations could reduce the cost needed for training (Fuentes, 2018). The ability to create specific locations for training in the military can also allow for the creation of a war zone in preparation for an upcoming mission (Joy, Rykard, & Green, 2014). This benefits the soldiers as the area is no longer a completely unfamiliar territory even when they are arriving for the first time (Colameo, 2016). When the VR environments are connected over a network, the elimination of distance issues for learning from or training with other individuals across the globe is a reduced (Umoren et al., 2017). This is empowering it itself as the ability to connect individuals for learning or any team-based training has a multitude of benefits on its own.

The virtual environments created can also get around the issue of needing a large open space for training, such as being able to train emergency personnel in the aftermath of a natural disaster, which is much easier to replicate using VR and simulations rather than the expensive cost of making a replica of an area hit by such a disaster (Fung et al., 2015). These disaster replications have been utilized for not only natural occurring disasters, but also for simulating the emergency preparedness, response, and mitigation of non-natural disasters such as a nuclear event (Davis, Proctor, & Shageer, 2016).

The creation of virtual environments further takes out the danger of training individuals in these environments that would be hazardous in a live training environment, even as far as being able to train marines in combat exercises with no risk to themselves as all the potential danger to the trainee is mitigated by the nature of VR (Fuentes, 2018). Learning in a specific environment has also been found to be beneficial to students (Georgiou & Kyza, 2018).

This locational learning can be costly and inconvenient in the real world to travel to a specific location for learning purposes (Moorhouse, tom Dieck, & Jung, 2019). However, using VR and simulation, students can travel to see wonders, historical place, and museums to learn without ever leaving their classroom, while benefiting from locational learning (Moorhouse et al., 2019).

Team Training

The use of team training with VR and simulations is an important issue and comes with its own list of benefits that are exclusively from the impact of team training (Punnarumol, 2015). Improvement of team performance (Eppich, Nannicelli, Seivert, Sohn, Rozenfeld, Woods, & Holl, 2015), reduction in time for teams to plan and begin the task required (Murphy, Curtis, Lam, Palmer, Hsu, & McCloughen, 2018), improved communication (Zemliansky, 2012), improvement in team leadership skills (Rosenman, Vrablik, Broliar, Chipman, & Fernandez, 2019), and improved team member satisfaction (Han, Chae, Macko, Park, & Beyerlein, 2017). See “Team Training” section in this document.

Use of AI with Virtual Humans

With the notion of benefits of team-based training, there is also the use of VR and simulations to replace teammates with AI, which have also been referred to as “synthetic teammates,” “agents,” “pedagogical agents,” or “virtual humans.” The use of virtual humans has been studied with success in many different learning environments, such as the K-12 system (Schroeder, Adesope, & Gilbert, 2013).

The virtual humans used vary greatly in their properties such as in appearance, gestures, movements, and speech (Craig, Gholson, Driscoll, 2002; Craig & Schroeder, 2018). More animated and lifelike virtual humans have found to improve learning over those that are more static in nature (Craig, Twyford, Irigoyen, & Zipp, 2015), however even just the virtual human’s ability to converse has been studied in depth. Learning software such as AutoTutor has been using virtual humans to hold natural conversations with students to facilitate learning (Graesser et al., 2004). This is done through virtual on-screen characters, that, through conversation, can direct the flow of instruction and facilitate learning (Schroeder et al., 2013).

Virtual humans are not restricted to the learner/teacher dynamic and have also been utilized as a virtual replacement for a member of a team. One such example being the development of interpersonal coordination using a virtual rowing teammate (Varlet et al., 2013). The virtual reality rowing experience was equipped with virtual teammates that the user had to synchronize their efforts with, which was found to transfer to real teammates later, showing promise for VR training in many physically coordinated team efforts (Varlet et al., 2013). Virtual teammates have also been found to help the improvement of skills in the medical field (Djukic et al., 2015). Utilizing virtual teammates, live medical students, and virtual nurses (and vice versa) were paired in a virtual environment and shown to develop skills no faster than live student and live nurse pairs (Djukic et al., 2015). These studies show that if a real human is unavailable for learning or training purposes, that the use of a virtual human in VR and simulation environments can provide an adequate substitute.

Improvement on Skills and Abilities

While VR and simulation technology can be impressive, the impact that technology has on the individual's ability to learn from the experience is the most critical question for educators. Studies have shown a variety of beneficial learning outcomes for students that have utilized the new technology, from both traditional learning to teaching applied skills. In educational environments, students have shown improvement in primary mathematics education while using mobile AR instruction materials (Chen, 2019). Improvements were also shown in other STEM related lessons, such as in successful collaboration when given tasks in a virtual learning environment designed for teaching about electronics (Zhen, Xing, & Zhu, 2019).

The ability to bring high-school students to a location virtually has also shown a positive immersion impact on motivation and conceptual learning (Georgiou & Kyza, 2018). Outside of education, VR and simulation technology has also shown improvement in industries looking to train applied skills. These skills can be as advanced as training to optimize military physicians in surgical care units (Ka-Chun et al., 2016), to more traditionally labor focused skills in the construction industry (Goulding, Nadim, Petridis, & Alshawi, 2012).

Reduced Cost

The reduction of the cost of training is an immediately quantifiable benefit of VR and simulation technology. The more expensive that the cost of training an individual is in a real-life environment, the more of an investment the VR and simulation technology can be. This savings is easily recognized in the costs of high-end military equipment (Best & Rice, 2018). The high cost of ammunition, fuel, and maintenance to equipment is not a factor when the training is taking place in a virtual environment. Having to procure specialized equipment for training can also be problematic.

Medical training, for example, has seen a large cost reduction in training from the replacement of medical cadavers with the implementation of VR and simulation training (Allen et al. 2016). Medical cadavers are not only expensive and logistically troublesome to transport and preserve but are also sold in a limited supply due to their nature. The use of training simulators for practicing surgical techniques can eliminate this expense and supply issue (Allen et al., 2016). Additionally, the space available for training can become an expense as well, such as when large open areas are required for vehicle training (El Saddik et al, 2008). Particularly in a city environment space can be limited and expensive, the VR and simulation technology can make a very limited space become a practical training environment.

Cost reduction has not only been seen in the applied industries, but also in traditional education environments. STEM in particular has been given a large amount of attention in the VR and simulation environment, as there has been reported disappointment in students attending STEM classrooms expecting the learning environment to be filled with the best equipment and technology (O'Leary, Shattuck, & Kubby, 2012). This disconnect of expectations from the reality of what a school can provide, can cause students to become disengaged from learning. VR and simulations address this issue by allowing students to connect to remote laboratories online,

allowing them to engage with virtual equipment that a school would never be able to afford otherwise (Garcia-Zubia et al., 2017).

Convenient and Reproducible Training

In a similar vein to reducing the cost of training, VR and simulations can make the training more convenient. Aviation has noted the use of VR and even less immersive computers have made the training of pilots a more convenient process (Aoki, Oman, Buckland, & Natapoff, 2008). This convenience is even more exemplified outside of the military, such as being able to train pilots and air control personnel without the need to tie up a terminal that would otherwise be in use at a civilian airport (Littlepage et al., 2016).

Medical training has also seen the benefit of convenience through not only the elimination of the logistics of medical cadavers, but also the quality fluctuation of said bodies (Allen et al. 2016). Medical cadavers can be the bodies of deceased elderly whose bodies have changed with age, or people who have died due to an illness or condition that has affected their body in such a way that it had resulted in death. As such, medical cadavers do not offer a full representation of the bodies that surgeons would be working on, in particular surgeons in the army who would for the most part be working on relatively healthy individuals that are within military fighting age (Allen et al., 2016). The use of VR and simulations can offer a better representation of what the surgeons target demographic for bodies would be, rather than the more limited real supply that is available in medical cadavers. Additionally, the quality of the virtual body would be consistent across the training for any number of surgeons, as its virtual nature makes it endlessly replaceable, guaranteeing that all have the same training experience available to them.

Specialized Populations

There are many individuals that, for a variety of reasons, struggle with traditional learning. While the review has discussed VR creating safe learning environments that would normally be hazardous for an individual, VR can also create safe environments that would be safe for most individuals but are still dangerous for those with particular conditions (Yamaguchi, Foloppe, Richard, Richard, & Allain, 2012). Of particular note, the Alzheimer's community has been examining the use of VR-based training to enhance the autonomy of Alzheimer's patients when it comes to being able to cook for themselves (Foloppe, Richard, Yamaguchi, Etcharry-Bouyx, & Allain, 2018). This has also been studied in the case of adults with dementia (Hill et al., 2017), facing similar cognitive challenges to those with Alzheimer's, such as being able to live independently so that there can be an increase the quality of life metrics, as the need to be able to maintain and retrain common tasks is critical for these individuals (Foloppe et al., 2018).

For others, their reasons can be physical in nature, such as those that suffer from a condition like cerebral palsy. For them, VR, and simulation technology offer an adaptive method of learning (Kirshner et al., 2011). For others, such as children diagnosed with special needs, VR has been used as an additional learning tool for increasing the level of interaction that these children have in their education (Cai, Chiew, Nay, Indhumathi, & Huang, 2017). In more manageable cases, students with ADHD have also been shown to benefit from the

implementation of computerized testing and virtual classrooms over that of the traditional learning environments (Parsons, Duffield, & Asbee, 2018) Unfortunately, the long-term effectiveness in the use of VR for teaching these specialized populations has not been fully researched (Chia & Li, 2012), and it is noteworthy that the long-term effectiveness of VR has not been studied outside of these populations.

Limitations

A general limitation of the training research is that it only investigates the immediate effects VR or simulated training and not sustained or long-term benefits. Some of the research has examined the reduction in the outcome of VR training over time, which shows a significant decrease over the course of three months (Van De Ven et al., 2017). Even these studies that show the decrease in performance after the initial training do not compare the reduction of performance from a live training session, making the impact of VR over live training unknown over time (Van De Ven et al., 2017).

The skills learned by the individuals in the virtual world have not been fully researched to see if they transfer over to real world applications. While there have been studies that attempt to show VR and simulation training improve expertise and provide a more effective transfer of learning to other environments. Some findings have only been measured in the improvements that the user gains while in the VR environment (Rezazadeh, Wang, Firoozabadi, & Hashemi, 2011). While there are some instances where the training in the virtual space doesn't require a learning transfer, such as studies that have looked into the ability to train individuals for leadership roles in virtual environments for the purpose of working with a virtual team (Brewer, Mitchell, Sanders, Wallace, & Wood, 2015), the overall goal of training in a virtual environment is to be able to transfer that skill and knowledge over to the real world. While implied that skills developed in a virtual environment would transfer, there is at best an imbalance of evidence to support this compared to the popularity that training in VR simulations has acquired (Goode, Salmon, & Lenné, 2013).

While the VR and simulation technology can reduce cost in some ways, the "top of the line" pieces of equipment can be expensive. While this review has gone over many studies that have discussed the value of this technology, there have also been studies that have shown inexpensive methods are a suitable alternative for training purposes (de Siqueira et al., 2017). Such is the case for the practice of laparoscopic surgery, in which surgical trainees were found to have no improvement or advantage when given the use of virtual reality simulators over those that were given "take-home" box trainers (de Siqueira et al., 2017). While both the virtual reality simulators and the box trainers are cheaper and more convenient than medical cadavers, the virtual reality simulator can be hard to justify in its expense compared to a training device that can be composed mostly of cardboard.

Application of Virtual Reality and Simulations

While the limitations of VR and simulation technology are present, there have been many areas that have implemented the technology with some success. Areas that have had large impacts or incorporation of VR and simulation technology is discussed below.

Military

Almost every level of the military has incorporated some level of VR and simulation technology into its training (Strachan, 2016). The military founded the LVC training model mentioned in this review, which is geared towards using VR and simulation technology for training soldiers with virtual simulation and training the highest generals directing large scale operations (Antal, 2012). The Marine Corps have begun the testing of simulated networks for training Marine Air-Ground Task Forces as of 2018, employing a collaborative system level of training (Fuentes, 2018). In addition to ground soldiers, the mechanized portions of the military have also utilized the LVC training model to train Navy, (Strachan, 2016), Airforce (Mahon, 2019), Tank divisions (Mahon, 2019), and Field Artillery (McKiernan, 2013). The expense saved by having these training exercises take place in a virtual environment is substantial and removing the potential for hazardous training accidents makes the military a prime target for the benefits of VR and simulation technology (Colameo, 2016).

Medical

While the impact of many VR and simulation uses have a mitigation of hazards to the user, the medical fields benefits are different in that the hazard mitigated is for the patient (Consorti, Mancuso, Nocioni, & Piccolo, 2012). The use of these “virtual patients” have been introduced in training as an alternative to traditional means of practice, removing actual patients from the possibility of harm while the medical practitioner is still in their educational process (Consorti et al., 2012). The use of VR simulators for specialized training, such as endoscopy programs, have seen an increasing amount of integration with simulation-based training (Khan et al., 2019). The simulators allow for medical practitioners to practice their surgical techniques, with no risk of patient harm or discomfort (Khan et al., 2019). Additionally, nurses have been trained with VR in long-term patient care practices (Gdanetz et al., 2018). The ability for nursing staff to train online using virtual patients also allows for more potential students to enroll in training opportunities. As there have been repeated calls for more highly trained nursing staff, increasing the number of potential nursing staff will help the already strained medical system (Gdanetz et al., 2018).

The use of VR and simulation technology can even be used by patients themselves. In the area of therapy and rehabilitation, patients that have had difficulties with coping in the real world are given their problems gradually in a virtual and very controlled environment (Burstin & Brown, 2010). The ability to manipulate the visual, audible, tactile, and any other part of the interactive experience, gives the therapist and patient control over the scenario that would otherwise be difficult to create (Burstin & Brown, 2010). By creating a more inviting environment, the therapists have an additional set of tools to aid them and their patients through recovery.

Crisis Intervention Teams

Crisis Intervention Teams (CIT), are police and mental health collaboration teams specializing in involvement of those with mental illness (Crisanti, Earheart, Rosenbaum, Tinney, & Duhigg, 2019). Research has shown up to a fourth of individuals suffering from a mental health problem also have a history of police arrest, and the additional time needed to interact with these individuals in a caring way can take up resources and officers' time (Crisanti et al. 2019).

Through the use of simulated training exercises, officers have been able to train and adapt their techniques in an environment that is not only safe for them, but they are also able to train without the ethical implications regarding involving those suffering from a mental health issue (Stanojevic & Stanojevic, 2016). The training simulations have been created through a joint effort of psychiatrists, crisis intervention unit detectives, and crisis specialists (Crisanti et al, 2019). Using this specialized virtual simulation training, officers have become more proficient when it comes to their involvement in this very vulnerable population (Stanojevic & Stanjevic, 2016).

Nuclear Disaster Response Teams

The impact of a nuclear disaster can have severe consequences for a large portion of the population, as have been seen in the aftermath of Fukushima and Chernobyl (Davis, Proctor, & Shageer, 2016). The large scale of the potential disaster zone requires the use of conceptual models for planning and assessing the safety needs of those in the affected areas (Davis, Proctor, & Shageer, 2017). The use of LVC simulation technology, in particular, the Constructive, has been utilized for creating, simulating, and then evaluating the many possible hurdles that a wide range of emergency response teams will need to overcome in this potential time of crisis (Davis et al., 2017). Virtual training has also been designed for existing nuclear reactors, with the focus on mitigating a potential meltdown scenario (Davis et al., 2016).

Mining and Drilling

The mining and drilling industry leaders have also been exploring the use of VR and simulation training for some time (Neustupa, Danel, & Řepka, 2011). While the traditional image of a miner with a pickaxe might be the first image to come to mind when thinking about coal, the state of coal mining has become much more technical in nature (Neustupa et al., 2011). In opencast mines, the process is almost all technology-based from beginning to end. From the excavator for mining, to the distance belt for transportation, the process of operating a mine is becoming more centralized at a control station environment (Neustupa et al., 2011). Mines such as these have been utilizing VR operation systems rather than training traditional machine operators, which in turn means that VR and simulation training for the skills needed of those working the control stations has been utilized by the coal industry.

However, not all these operations have become automated, as many still rely on the physical presence of people and the labor they provide. In those environments, VR and simulation technology has been used not only in the training for using equipment, but to train for the safety of those operating (Mehdi Naqvi, Raza, Ybarra, Salehi, & Teodoriu, 2019). Through simulation-based training, the goal of decreasing human error in environments such as offshore drilling can have an immense impact on the reduction of serious injuries or even fatalities (Xie, Yang, Wang, & Wang, 2018).

In addition to training for the day to day operations, emergency simulation training has also been introduced to safely train the drillers for the potential accidents that can take place (Musharraf, Khan, & Veitch, 2019).

Construction

With working environments containing heights, power tools, and heavy materials, construction safety has naturally been a concern (Norris, Spicer, & Byrd, 2019). Traditional means of safety training have also been met with dissatisfaction from construction workers, who have had serious concerns about the effectiveness of the training (Norris et al., 2019). The use of virtual reality allows construction workers to reinforce the safety training they have received with practice in a safe virtual environment, such as the danger of falling while on a plank or beam (Shi, Du, Ahn, & Ragan, 2019). This has been done in a variety of ways, such as the use of a motion tracker to give feedback to the worker, observing an avatar demonstrating correct movements, and the ability to practice their movement in the virtual space (Shi et al., 2019).

The construction of materials offsite, while initially less dangerous, has also been looking to VR for a safer way of training their workers (Goulding, Nadim, Petridis, & Alshawi, 2012). VR and simulator training have also made their way into the design and development stages of construction (Hill, 2016). Like the constructive portion of LVC, the virtual simulators allow for construction designers to plan out the building, easily modeling and manipulating the structure in a virtual space (Hill, 2016).

Customer Service

While the above industries have a hazard involved that the VR and simulation technology can mitigate, there are industries with no such hazards that have also sought this technology. One such example is the industry of product development and customer service, which have looked to virtual worlds to offer new methods of gathering information (Pridmore & Overocker, 2014). For customer service, some of the industry is looking to replace the process of service level requests of provider-to-customer to a completely digital computer-to-customer interface (Bi et al., 2017). These computer-to-customer interactions take the form of virtual agents, able to interact with customers on an autonomous level (Kerr & Bornfreund, 2005). However, the practices, while successful on a technical level, have been viewed by customers as an exploitation of trust by some (Kerr & Bornfreund, 2005), and a risk to privacy by others (Pridmore & Overocker, 2014).

Future of Virtual Reality and Simulations

The potential for VR and simulation technology seems like an endless well of possibilities, and the impact of virtual environments has been a heated discussion topic in the learning community (Doumanis, Econmou, Sim, & Porter, 2019). The ability to connect to others in virtual communities of learning has been a sought-after goal for many organizations (Akoumianakis & Alexandraki, 2012). Everything from knowledge, operational skills, or the ability to lead others has been examined through the eyes of VR and simulation (Levesque, 2012).

Despite the growing desire to embrace technology and all its wonders with open arms, there must be cautious advancement using critical analysis. While the technology is enticing, not all training has been found to be more successful in the virtual worlds (Negut, Matu, Sava, &

David, 2016). Despite this, the trend of technology is moving forward. As personalized and wearable devices become more powerful, more advancements in technology will be used before they are empirically tested (Xie, Chu, Hwang, & Wang, 2019). With the tide of VR and simulation technology increasing exponentially, the only thing to do is to have rigorous empirical evaluations, to weed out the ineffective technology from the technology that will advance the world.

VR and Simulations in MOOCs

Given the nature of MOOCs trying to reach out to a wide audience, the use of high-end VR or AR equipment is not a practical application. Instead, many MOOCs focus on computer-based simulations to offer a more interactive learning experience (Song et al., 2019). The most common applications for which are in the STEM fields, with research showing the use of simulation in MOOCs for chemistry (O'Malley, Agger, & Anderson, 2015) and quantum mechanics (Freericks, Cutler, Kruse, & Vieira, 2019). The use of simulation has also been utilized to test the MOOC networks, examining not only the learning elements but also the social constructs able to create in the MOOC ecosystem (Zhang, Skryabin, & Song, 2016). However, the empirical research regarding MOOCs and simulation use is still lacking, and the research regarding MOOCs and VR/AR is even more scarce. Further research in this area is needed.

Blended Learning

Blended learning (BL) environments are those that combine face-to-face learning with online learning. There is no clear-cut standard for the mixture of face-to-face and online opportunities that qualifies a course as being in the blended learning format (Graham & Dziuban, 2008; Millichap & Vogt, 2012; Stacey & Gerbic, 2008). BL environments differ widely in several important features, such as technology usage, the amount of online activities available to students, and the degree to which the online portion of the program is intended to replace classroom activities (Smith & Kurthen, 2007). In general, BL has several consistent attributes, some learning opportunities are available online, some learning happens in the traditional classroom, and the online and traditional learning are complementary to one another (Panopto, 2019). In the Horizon Report, Becker et al. (2017) called blended learning (along with mobile and online learning) a 'foregone conclusion' and that its use at colleges and universities is on the rise. Blended learning offers flexibility, ease of access, and the use of technology to enable learning. Becker et al. (2017) state that findings from blended learning show students experience an increase in creative thinking, tailored learning, and independent learning.

Smith and Kurthen (2007) suggested that an appropriate taxonomy for classifying online learning discriminates four distinct levels: 1) web-enhanced, which encompasses courses that use minimal web-elements, such as syllabus or announcement features on a learning management system, 2) blended, which has additional online documents but hosts less than 45% of course activities online, 3) hybrid, which offers 45% to 80% of class activities online, and 4) fully online, which offers greater than 80% of activities and content online. Trentin and Bucconi (2014) suggested that the emphasis in blended or hybrid learning shift from a space and time dimension to a focus on integrating different teaching methods and tool usage, preferring the term 'hybrid solutions'. In their view, viewed hybrid solutions in three dimensions. These are

the dimension of the 1) learning process, which may be experienced either individually or collaboratively, 2) the setting of the learning events in either the classroom or outside of the classroom, and 3) the learning space, which is either onsite or online. The combination of the three elements provides a unique learning path that can utilize online interaction, depending upon the course pedagogy.

For example, onsite activities and goals should lay the groundwork for online activities by providing assignment and goal clarification, elaborating on expected results or deadlines, and exposing questions or prior knowledge deficiencies. As illustrated below, the combination of onsite and online environments in the realm of individual or collaborative interactions creates a 2 x 2 matrix for considering possible relationships.

In each of the quadrants, mobile or network technologies can play a significant role in the learning process. In quadrant one (represented by onsite/individual learning), technology can improve the communication process between instructors and students which provides improved opportunities to engage in knowledge exchange using tools like social media for formative e-assessments (Luckin et al., 2012; Trentin & Bucconi, 2014). Data collected using technology tools can be evaluated using learning analytics to improve assessment (Luckin et al., 2012).

The second quadrant (online/individual learning) utilize technology to provide the requisite 'meeting place' where learning occurs. Technology allows students to perform experiments using remote online labs and helps teachers track each student's activities through data collection (Trentin & Bucconi, 2014).

Quadrant 3 (online/collaborative learning) provides community interaction in social spaces and learning management systems using technology that brings students together with an instructor for collaborative activities in synchronous or asynchronous modes. These technologies increase students' abilities to self-assess and self-help through interacting with group members in application problems that allow for sharing problem solving strategies and possible solutions. Instructors can assess students individually and in groups throughout the collaboration process through to the delivery of the product, and, in the process, observe individual learning outcomes (Trentin & Bucconi, 2014). Again, data collection and analytics become valuable, when combined with more subjective data (peer evaluation, teacher evaluation) to draw conclusions about both individual and group contributions (Trentin, 2009).

Quadrant 4 (onsite/collaborative learning) uses technology to organize and manage in-class collaborations by allowing teachers to collect students' group discussions and offer immediate feedback. This can be accomplished through group reflection activities on problem solving or concept learning in which the instructor can collect real-time data to both engage students and offer immediate feedback for student self-evaluation (Trentin & Bucconi, 2014).

Learning Process	Learning Space Onsite	Online
-----------------------------	---------------------------------	---------------

Individual	Personal study at home, in the library, or in the classroom	Personal study in virtual spaces like remote labs, interactive simulations, or immersive environments
Collaborative	Community learning at the library, at home, or in the classroom	Community interaction in social spaces like social media, or collaborative virtual environments

Based on Trentin & Bucconi, 2014

The Success of Blended Learning

The success of blended learning has ushered in the need for institutional policies and plans for guiding the implementation of the blended learning environment (Becker et al., 2017). These policies include plans for faculty development, strategies to make the necessary curricular changes, and financial appropriations for the switch to the blended mode of delivery (Becker et al., 2017).

Teacher support should include models of best practices in blended learning and examples of course designs to aid instructors to re-design content for the blended mode of delivery (McGee & Reis, 2012). Teachers can tend to be suspicious of directives issued from administration and blended learning initiatives can cause stress to instructors who fear that the quality of the course may decrease or that they will lose intellectual property rights in the transition (Moskal, Dziuban, & Hartman, 2012). Dziuban, Hartman, Cavanagh, and Moskal (2011) found that one successful strategy for faculty training was to offer a professional development course through the blended format for 8-weeks (over 80 contact hours). In this course, the faculty members become students and can experience the blended context for themselves. The strategic support for faculty has been shown to improve faculty satisfaction with teaching blended course sections (Dziuban, Hartman, Cavanagh, & Moskal, 2011).

The strategies of the blended learning environment must be integrated throughout the academic system to include the registrar, the teaching and learning center, and the technology centers for academic and IT concerns (McGee & Reis, 2012). Moskal et al. (2012) stressed that institutions tackling blended learning must have a robust infrastructure that can handle continuous change. Moskal et al. (2012) suggested that institutions endorse a planning strategy that addresses the following questions:

- 1) Why should our institution engage in blended learning and what are our outcome expectations in both the short- and long-term?
- 2) What student benefits are at the core of the incorporation of blended learning? Are we seeking to improve retention, learning outcomes, student success, etc.
- 3) How will we choose the courses that are offered in a blended format?
- 4) How will we influence faculty success?
- 5) How will blended learning be implemented institution-wide?
- 6) What time and financial investments are we prepared to make?

Dziuban and colleagues noted that student support is of paramount importance in the move to offer blended courses. In this vein, it is critical to consider the aspects of student success, withdrawal, and perceptions (Dziuban, Graham, Norberg, & Sicilia, 2018). For students to succeed in blended learning environments they must possess the self-motivation necessary to succeed in an online environment. Student success in a blended learning environment is hard to predict; however, no relationship between ACT or SAT scores were predictive of a student's ability to thrive in a blended learning course. However, current GPA was predictive. Demographically, females are more successful than males (88% vs. 81%) and success rates declined with age (Dziuban et al., 2011).

Blended learning has been investigated through several meta-analyses or systematic reviews in different subject areas. Blended learning was found to have a consistent positive effect on learning compared to no intervention and was found to be least or more effective than nonblended instruction for acquiring health professions knowledge (Liu et al., 2016). Similarly, Li, Jing, Yuan, Chen, and Sun (2019) found that blended learning effectively improved nursing students' knowledge level and satisfaction and stated that this learning mode could be successfully used in nurse training. Alammary (2019) found that blended learning has potential for enhancing novice programming students' performance. Kozikoğlu (2019) found that flipped learning had a positive effect on student motivation, academic achievement, meta-cognitive awareness, self-efficacy, critical thinking, attitude, information literacy, and retention. Ko (2019) also found positive benefits of flipped classrooms such as personalization through resources and teacher access, higher order thinking improvement through problem solving, and student collaborative learning through peer groups. Studies in which student collaboration and self-directed learning with remediation and application were employed showed the highest positive trends (Ko, 2019). Means, Toyama, Murphy, and Baki (2015) found that the difference in student performance was significantly better in blended learning environments over face-to-face instruction. Highlighted that blended learning environments studied in their meta-analysis revealed that blended learning modes were characterized by increased learning resources, increased learning time, and design elements that promoted interaction among the students (Means, Toyama, Murphy, & Baki, 2015).

Dziuban, Graham, Moskal, Norberg, and Sicilia (2018) expressed concerns about the conclusions of meta-analyses because the effect sizes are derived from a linear hypothesis testing model which assumes no correlation between treatment and error terms. Such assumptions can confound the meta-analyses by negating any variables that may be factors in the blending. Dziuban and colleagues (2018) also expressed concern that blends in the meta-analyses are not equivalent from study to study. For example, Dziuban and colleagues (2018) take exception to Means et al.'s (2010) inclusion of online instruction, email, class web sites, learning management systems, and laboratory assessments as representing blending. Having multiple blending configurations make effect statements suspect in meta-analyses (Dziuban, Graham, Moskal, Norberg, & Sicilia, 2018).

Morris (2010) expressed concern over the inclusion of varied instructional method, time, and curricular method used in some studies which could confound results on the effectiveness of blended learning. Morris (2010) determined that there was no statistically significant difference in performance between blended course participants and traditional face-to-face environments when time, methodology, and curricular method are controlled (Morris, 2010).

Dziuban et al. (2018) stated that the effectiveness of blended learning is centered around access, student perceptions of their learning environment, and success. Students were found to operate under a strong if-then decision-making schema to evaluate their educational experiences, and this schema was independent of course delivery method, the perceived relevance of the content, and the expected grade. Instead of using effect size to stipulate the value of blended learning, suggesting that student success, withdrawal rates, and perception of learning be the standards by which blended learning is measured. In their meta-analysis, found that blending improved success rates for most students, whether minority or non-minority. Students ranked blended learning as the most preferred delivery mode even though external and demographic elements have little impact on a student's choice to take blended learning courses. Students were found to view their expected course grade or desire to participate in a course of low value in their course ratings. Instead, students viewed course objectives and progress toward the objectives as important, along with enjoying an effective learning environment and effective communication from the instructor (Dziuban et al., 2018).

UI/UX considerations

Definition

The phrase “user experience” has permeated most industries in recent years. The demand for user experience (UX) designers and researchers continues to grow. Colleges and universities are taking notice, creating undergraduate and graduate degrees focused on UX offered in-person and online.

Definitions of UX vary. The International Organization for Standardization (ISO) defines UX as “user’s perceptions and responses that result from the use and/or anticipated use of a system, product or service” (ISO FDIS 9241-210, 2009), whereas the definition by Norman and Nielsen (n.d.) explains that UX “encompasses all aspects of the end-user’s interactions with the company, its services, and its products.” Multiple researchers assert that there is no definitive definition of UX (Law, Roto, Vermeeren, Kort, & Hassenzahi, 2008; Bevan, 2008; Park, Han, Kim, Cho, & Park, 2011).

At its essence, UX is how a product responds when a user interacts with it, and how the user feels about that interaction. UX is determining how the product works on the outside, rather than on the inside (Garrett, 2002, p.10), with the ideal being a high level of ease of use for the user.

Approaches

Garrett (2002) provided a visual way to demonstrate how a website user experience is more than just the visual design. He asserted there are five planes tied to the user experience: Strategy Plane, Scope Plane, Structure Plane, Skeleton Plane, and Surface Plane. In addition, the elements are split in half, divided into “Web as a software interface,” which mainly addresses user tasks, and “Web as a hypertext system,” which deals with the information on the site (Garrett, 2002, pp. 31-33).

Garrett (2002) explained that each plane is important for a combined positive user experience. Although the only plane the user sees is the Surface Plane, or the user interface (UI), all the other planes must support the planes above and beneath. If one plane is weak, the entire design could collapse in terms of UX. Garrett’s Elements of User Experience is widely used and cited as a

time-tested approach for accomplishing user-centered design, as well as setting up the possibility of a positive user experience (Garrett, 2002).

Morville (2004) offered an alternative to Garrett's model: the user experience honeycomb, which declares that the user experience should be evaluated to make sure it is useful, usable, valuable, desirable, findable, credible, and accessible. Morville asserted that when designing a system, each of the honeycomb elements are crucial to providing a good user experience. As with Garrett, if one of the honeycomb components is lacking, the user experience suffers (2004).

Regardless of the model used, following the method does not automatically equal a positive user experience. All components must be in harmony to achieve the optimal user experience.

UX and UI Design

Though UX design and UI design are often used together, and even seen as *UX/UI design*, these titles are not interchangeable. UI design focuses on the visual presentation and interactivity, as well as visually moving the user through the system (Lamprecht, 2019). Usability.gov (User Interface Design Basics, n.d.) contends that UI design joins the interaction design, visual design, and information architecture by anticipating what tasks users need to accomplish and ensuring the design elements are easy to understand and effectively aid users in those tasks.

Chung (2014) defined the approach of UX design as user centered. UX design looks at the interaction between the user and the system, but it also encompasses research, prototyping, development, and testing of a system (Lamprecht, 2019). The visual/interface and functional designs of a system are considered parts of the overall user experience.

UI Design Process. Nielsen and Molich (1989) asserted that there are “five golden rules” when approaching the UI design of a system:

- 1) Knowing the users of the system is critical
- 2) Users should be involved in the design
- 3) The user interface must be taken into consideration
- 4) Measurements need to be created and employed to determine the UI's usability
- 5) The design should be iterative to address and fix any usability issues

These rules hold up even today in the world of UX design, extending from just the UI to include the entire user experience of a system. However, Chughtai, Zhang, and Craig (2016) stated that the UI of a system is often ignored for more focus on the architectural design.

UX Design Process. Numerous UX design methods exist, including those that have been incorporated into the Agile and Lean project management processes (Mullins, 2015). At its core, any UX design process starts with the user. Cao and colleagues (2015) stated that there are three stages of UX design: research, design, and user testing, with all three focusing on user wants and needs. With each iteration, these three stages are often repeated (Cao, Gremillion, Zieba, Ellis, 2015). These are complementary with Brown and Wyatt's (2010) spaces for design thinking: inspiration, ideation, and implementation.

UX design is meant to be an iterative process, with internal and/or external testing done as often as possible (Cao et al., 2015). The types of testing are discussed in a future section, UX and Usability Evaluation.

Numerous UX methods can be included in the design process, but the following are common among many processes, as suggested by Lamprecht (2019), and Cao and colleagues (2015, pp. 12-23):

User research. User research can be accomplished in a variety of ways, including:

- User interviews, which is a one-on-one interview with someone who is part of the target audience(s).
- Surveys and questionnaires, where questions are asked of representative users to uncover user needs and wants.
- Focus groups, which involves a facilitator walking a group of representative users through user research questions.
- Contextual inquiry, where a user researcher visits users in their own work or other environment.
- Card sorting, where a representative user is given topics, often on cards, and asked to organize the topics in categories that make sense to him/her.

In addition to user research, understanding the stakeholders' needs and business goals is essential (Moule, 2012). Cao and colleagues (2015) agree, and even recommend, that stakeholder interviews should be the first step in the research stage of UX design. Garrett (2012) supports this, as users' needs, and site objectives comprise the Strategy Plane in his five planes of the user experience.

Personas. Once user research is completed, UX designers can use the data to create personas. Cao and colleagues (2015) asserted that personas are “perhaps the most important document you’ll create for analyzing users (p. 43).” Personas are fictitious users based on user data and include demographic and psychographic information. Designers also create personas to give a name and face to the actual users, as the components of a persona include a name, photo and possible behaviors, and goals and/or frustrations when faced with tasks (Moule, 2012; Cao et al., 2015).

Prototyping. According to Moule (2012), prototypes are used to bring design ideas to life while ensuring the user requirements are addressed. Creating a series of prototypes can also simulate the actions with a product that a user might take when trying to accomplish a task. This can help discover design issues early in the process, as well as refine the vision and scope of the system. Prototypes range from low-fidelity paper prototypes and wireframes to high-fidelity mockups, which give a visual representation of the system, and interactive hi-fidelity prototypes, which look and act like the actual system but without the necessary code or functionality (Moule, 2012).

As mentioned earlier, UX design is an iterative process, and this rings true for prototypes. Testing with users between every iteration of prototype is essential to allow for possible adjustments needed for the next level of prototype (Cao et al., 2015).

Testing. The ideal is for user testing to happen early and often during the UX design process, as mentioned by Cao et al. (2015) and Roscoe, Branaghan, Cooke, and Craig (2017). Cao et al.

(2015) recommend the practice of iterating, testing, and implementing the user feedback, then starting the process again until the system is ready for development. Myriad methods for user testing exist, and the most common are discussed in the section UX and Usability Evaluation.

Design Thinking. The phrase “design thinking” grew out of a merger between two firms, David Kelly Design and ID Two (Brown & Wyatt, 2010, p. 33). Brown and Kelly realized they were doing a different type of design for clients, which involved designing not just products but experiences for consumers. Kelly, who was the founder of the Hasso Plattner Institute of Design at Stanford University, found that when asked about design, he began using the word “thinking” with it, creating the phrase “design thinking”. Knemeyer (2015) maintains that UX and design thinking have shared roots, though the concept of UX precedes design thinking by a decade. Knemeyer even calls them “two sides of the same coin” (2015, p. 66). Brown and Wyatt (2010) define the design thinking process as a combination of inspiration, ideation, and implementations, and these three are overlapping spaces instead of individual steps. Cao and colleagues (2015) asserted that design thinking means that a product should be designed based on what the user wants and needs. This means the end user is at the center of the design, which is the essence of UX design.

Usability

Definition.

Before UX became the primary phrase to explain the ease and satisfaction of use with a product, usability was king. Today, usability is one component of the overall user experience.

Usability.gov describes usability as how usability a product is while a user interacts with it, while UX “focuses on having a deep understanding of users, what they need, what they value, their abilities, and also their limitations” (*Usability Evaluation Basics*, n.d.).

Approaches

Usability has a long research past, and with that, numerous definitions evolved. Nielsen (1995, p. 26) defined good usability as possessing the following five characteristics:

Learnability. The system should be easy to learn to facilitate efficient task completion for users.

Efficiency. Once a user learns a system, he/she should be able to accomplish tasks with a high level of productivity.

Memorability. The casual learner should be able to remember how to use the system after being away from it for a period.

Errors. The system should have a low rate of errors, and catastrophic errors cannot happen.

Satisfaction. A user should be satisfied (subjectively) with his/her experience after using the system.

Dumas and Redish (1999) defined usability as being about a user using a product and being able to accomplish tasks easily and quickly. Dumas and Redish further defined with the following four points:

- 1) Usability has a focus on the user
- 2) Users use products to be productive in accomplishing tasks
- 3) Users want to use accomplish tasks without excessive time delays
- 4) Users define the ease of use of a product

Krug (2014) writes that usability is accomplished when “a person of average (or even below average) ability and experience can figure out how to use the thing to accomplish something without it being more trouble than it’s worth” (p. 9). According to Krug, the first law of usability is “don’t make me think” (p. 11).

Researchers and practitioners agree that the primary way to determine a product’s or system’s usability, as well as the design and entire user experience, is through testing (Krug, 2014; Chughtai et al., 2016; Roscoe, Allen, Weston, Crossley, & McNamara, 2014; Medina-Flores & Morales-Gamboa, 2015).

UX and Usability Evaluation

Definition

At its core, testing for UX and usability involves evaluating a product with real users to obtain data about how users interact with interfaces (Nielsen, 1993, p. 165). UX evaluation has its roots in usability testing, sharing some techniques and adding new methods to address all elements of a user experience. Bevan (2009, p. 1) contends that evaluation for UX can be “interpreted as user-centered design methods for achieving user experience.”

Some practitioners still refer to UX and usability evaluation collectively as usability testing (Unger & Chandler, 2012, p. 292), others have combined them under an umbrella called User Research (*User Research Basics*, n.d.), and others have them separated into different areas of evaluation (Bevan, 2009). No matter the phrase or school of thought employed, all involve testing with actual users using the product.

Approaches

The following methods are more commonly used when evaluating a system for usability and UX issues.

Surveys and questionnaires. Surveys and questionnaires are used for users to give feedback on their experience using a product. Many studies performed that focus on UX and usability evaluation make use of surveys or questionnaires. While this approach does not directly observe the user, it can be used to extrapolate users’ perceptions and satisfaction with a system.

A number of questionnaires exist to measure usability and UX, including the System Usability Scale (SUS), which is a well-used 10-question questionnaire with a Likert scale of 5, from strongly agree to strongly disagree (*System Usability Scale*, n.d.). Another popular questionnaire is the User Experience Questionnaire (UEQ), which provides questions that use Likert-scale measurements on attractiveness, perspicuity, efficiency, dependability, stimulation, and novelty (*User Experience Questionnaire*, n.d.).

The challenges with using surveys and questionnaires include recruiting participants that will give an appropriate sample size, as well as ensuring questions are written in a way to obtain the data needed without leading the participant (Unger & Chandler, 2012, p. 108). Dumas and Redish (1994) agree that while surveys allow you to collect user preferences and attitudes, they do not allow you to observe the user interacting with the system.

Focus groups. Focus groups bring together a group of target audience members to discuss aspects of a product or brand (Unger & Chandler, 2012, p. 121). Bevan (2009) considers focus

groups to be a method to gather user opinion. According to Dumas and Redish (1999, p. 45), conducting a successful focus group means making sure those invited to participate are representative users, the questions are planned and are written to obtain the needed information, and individual leading the discussion with the focus group must understand the goals of the testing.

Challenges with focus groups is the idea of “group-think,” where the setting could influence some group members’ statements (Unger & Chandler, 2012, p. 121). In addition, Dumas and Redish (1999, p. 45) warn that while, you can gather user beliefs and attitudes, focus groups are not meant for discovering how a user uses the product. Lewis (2012, p. 1269) agrees that with focus groups, there is no observation of participants performing tasks.

Heuristics. Heuristics are guidelines with which an evaluator rates a product. The evaluator likely is an expert in the subject matter, a UX professional, or someone close to the project, such as a developer. This is an internal evaluation, as actual users are not evaluators (*Heuristic Evaluations and Expert Reviews*, n.d.). Roscoe et al. (2018) asserted that heuristic evaluations are the most popular of the internal usability methods, and this method’s extensive use is supported by Magal-Royo and colleagues (2007) and De Lima Salgado and Freire (2014) (Magal-Royo, Peris-Fajarnés, Tortajada, & Defez, 2007).

Heuristics have been created for specific systems such as software or e-commerce websites. Perhaps the most well-known heuristics are those of Nielsen and Molich (1989), which were refined and added to by Nielsen (1993, pp. 115-151):

- 1) Visibility of system status
- 2) Match between system and the real world
- 3) User control and freedom
- 4) Consistency and standards
- 5) Error prevention
- 6) Recognition rather than recall
- 7) Flexibility and efficiency of use
- 8) Aesthetic and minimalist design
- 9) Help users recognize, diagnose, and recover from errors
- 10) Help and documentation

With heuristics, it is recommended that a severity scale be chosen to help categorize the order in which issues should be fixed. Various scales exist, including the 0-4 scale introduced by Nielsen (1993), with the severity increasing with the number, and a 1-4-point scale introduced by Dumas and Redish (1999), where the lower numbers are more severe.

According to Nielsen (1993), a cognitive walk-through is a similar inspection method, as the participants in the walk-through often are usability experts or the individuals developing the system. The participants step through the system to catch any areas where the system is not performing as expected. Cognitive walk-throughs are considered internal testing, and researchers agree, including Chughtai, et al. (2016), Davids, Chikte, and Halperin (2013), and Roscoe et al. (2014). Roscoe et al. (2018) add that cognitive walk-throughs can help system designers and developers anticipate and plan for some user exploratory behavior.

One of the main challenges with heuristic evaluations, including cognitive walk-throughs, is that actual users are not involved in the evaluation process. Nielsen (1993) agreed that with there being no real users involved, there is little chance to find users' actual needs.

Task-based usability testing. Often when the phrase “usability testing” is uttered, the reference is to task-based usability testing. Task-based testing involves creating scenarios and tasks for test participants to accomplish, or not accomplish if the usability is lacking. According to Nielsen (1993), scenarios are concise scenes created to help the participant better understand the context of the tasks that follow. Dumas and Redish (1999) have two takes on scenarios: a scenario could be a task with a sentence or two describing the context beforehand, or a scenario could be a short scene to help set the context of the related tasks that follow. Regardless of the definition, the one constant is the test participant, which should be a representative user of the system (Nielsen, 1993; Lewis, 2012).

In addition to tasks, questionnaires or interviews can be done before and/or after the task portion. In general, questions asked before are to gather demographic and psychographic information, as well as possible participant knowledge of the subject matter or the system itself. Questions asked after can give additional information about what the participant felt about the test and the system after interacting with it.

At least one facilitator will welcome the participant and describe the process, sometimes through a script created as part of the testing materials. Krug (2010) encourages the use of a script to be consistent in wording for each participant. Facilitators also are encouraged to get the participant to speak out loud. A think-aloud protocol often is used when participants perform the tasks (Dumas & Redish, 1999). Participants are encouraged to voice their thoughts, including any frustrations or unexpected issues they encounter. Krug (2010) asserted that the primary job of the facilitator is to keep the participant talking to get an understanding of what is confusing or frustrating.

Challenges with task-based testing mainly point to budget. While performing usability testing is beneficial to any business, the company decision-makers may perceive testing as overly expensive. Nielsen (1993, p. 17) introduced the concept of “discount usability testing,” which involves utilizing task-based usability testing, along with thinking aloud and heuristics. Krug (2014, p. 116) offers a “do-it-yourself” option that takes minimal time and money if hiring a usability expert is not an option.

Another challenge is finding representative users as participants. According to Nielsen (1993), the goal is getting participants that are as close to representative as possible. Krug (2014) agrees that representative users are ideal, but this may not be possible. There is a benefit from having not all participants be representative users; getting opinions from those who have not visited a specific website can provide good information, specifically about how new users might behave.

Combining techniques. Magal-Royo et al. (2007) believe usability testing can be done at any stage, including requirements-gathering and development, and techniques can be combined. Nielsen's (1993) “discount usability testing” attests to this, combining heuristic evaluations with task-based testing. The use of more than one approach can increase the likelihood to find more usability issues (Davids et al., 2013; Nielsen, 1993).

UX and Usability Evaluations of Online Learning Systems

Surveys and questionnaires

Utilizing surveys and questionnaires appears to be the go-to method for evaluating the UX and usability of online systems such as websites, and this is equally true in evaluating online learning environments. Numerous studies exist in online learning, including the following studies.

Sung and Mayer (2012) used a customized usability questionnaire that asked users to explain their experience with an e-learning system. The questionnaire focused on ease and satisfaction of use, as well as awareness and comprehension of the lesson material. Evaluating for navigational and signaling aids in the e-learning system, the authors uncovered that the mean ratings for the groups given navigational aids and signaling aids were significantly higher than the groups who did not have the aids. In addition, the effect sizes of lesson learning ranged from $d=0.50$ to $d=1.35$.

To measure the UX on a Moodle-based online learning environment, Santoso and colleagues (2016) used an adapted version of the UEQ. The results from the questionnaire allowed the authors to see that while the pragmatic quality of the environment fared well, the hedonic quality was considered neutral. This enabled them to include UX improvements for future development plans (Santoso, Schrepp, Isal, Utomo, & Priyogi, 2016).

Yulianandra, Wibirama, and Santosa (2017) utilized both the SUS and UEQ questionnaires to examine the relationship between task and website complexities in a web based LMS. The results revealed an inverted U relationship existed between the complexity of the LMS and students' perceptions of the user experience and usability. They also posit that users will perceive an LMS to be less usable if the tasks are more difficult.

In the realm of web-based multimedia in eLearning, Mackey, and Ho (2005) studied the correlation between the usability of web-based multimedia tutorials and students' perceived learning from those tutorials. Specific usability factors were implemented in the tutorial design, including content, file size, response time of system, screen size of display, and user control. The authors used a custom survey instrument focused on the ease of use of the multimedia tutorials. The results of the study found a positive relationship between the presence of those usability factors and how favorable the students perceived their learning (Mackey & Ho, 2005)

Focus groups

Few examples exist in the literature about the use of focus groups in online learning systems. Berking and Haag (2015) considered focus groups to create discussion in either a formal or informal learning experience. One example of use in research is from Roscoe et al. (2014). In their project to create a writing-based intelligent tutoring system (ITS) using usability testing and development, the authors created prototypes of the system and presented those to two focus groups, which consisted of high school English teachers. The results of those focus group sessions drove a redesign of the modules based on feedback about adding more interactivity and making it more engaging (Roscoe et al, 2014).

Heuristics

As mentioned earlier, heuristic evaluations conducted by experts are prevalent in reviewing online products such as websites. The same is true for online learning systems. Medina-Flores and Morales-Gamboa (2015) customized an instrument to evaluate the LMS for the University of Guadalajara. The instrument included Nielsen's heuristics as well as ISO standards and recommendations, and it addressed eight attributes, including navigability, reliability, easiness, and design. Six experts experienced with the system reviewed the LMS. The researchers found that navigability was one of the highest rated attributes, whereas the system had a "serious usability problem with reliability" (Medina-Flores & Morales-Gamboa, 2015).

Dauids et al. (2013) performed a heuristic evaluation on a web-based multimedia application for medical students. Prior to the evaluation, the authors conducted task-based usability testing with students and made changes to the application based on those results. The heuristic evaluation was a follow-up to the user testing, and it utilized Nielsen's heuristics with a severity scale from 1 (cosmetic problems) to 4 (catastrophic problems). The results of the evaluation found 22 usability problems, and 11 were determined to be serious. The evaluation did uncover six additional issues that the user testing did not, including unnecessary animations and text, and the font size being too small. Davids et al.'s study is a testament to combining usability techniques to find as many usability issues as possible (Dauids et al., 2013).

Task-based usability testing

While researchers and practitioners contend that user-involved evaluation is the key to determining the usability of a system, finding examples of task-based testing in online learning systems is a challenge. Much of the research concentrates on self-report, survey-based evaluations (Dauids et al, 2013; Lim, Ayesh, Stacey, & Chee, 2013; Sung & Mayer, 2012; Santoso et. al., 2016), or heuristic evaluations (Roscoe et al., 2017; De Lima Salgado & Freire, 2014; Magal-Royo et. al., 2007).

Chughtai et al. (2016) pointed out that the existing literature is lacking evaluations focusing on observing users to enhance interface design and usability of an ITS. This remains true for other eLearning systems. As of the writing of this review, no empirical evidence exists for using task-based testing as a usability method for online learning systems.

Combining techniques

One exemplary study in combining testing methods on educational systems is from Roscoe et al. (2014). The authors concentrated on designing a writing ITS utilizing usability testing and development. They approached the design of the first version of Writing Pal (W-Pal) from a user-centered approach. In addition, the authors combined usability techniques, such as focus groups with teachers and researchers performing cognitive walk-throughs. Finally, the authors performed a feasibility study, which focuses on whether a project or product is viable enough to keep proceeding (*Evaluation and Assessment Capability (EAC)*, n.d., 2019).

While a feasibility study is not a task-based usability test, it does involve testing the product with actual users. The six-month *in-vivo* test included 141 tenth graders and two high-school English teachers, with the students writing prompt-based essays at the start and end of the study. Surveys were included to gauge students' perceptions of the lessons, games, and feedback. The system included mechanisms for both automated (algorithm-based) and human evaluations to

rate the quality of the pre- and post-study essays ($n = 113$ students). On a six-point grading scale, the automated results showed essay scores increased from an average of 2.3 ($SD = 0.8$) on the pre-study essay, to 2.8 ($SD = 0.8$) on the post-study essay. Human ratings increased as well, with the pre-study essays averaging 3.0 ($SD = 0.6$) and the post-study essays averaging 3.3 ($SD = 0.6$). The results from all the usability testing drove the changes for the second version of W-Pal (Roscoe et al., 2014).

Pragmatic/hedonic aspects of UX in online learning

Definition

Hassenzahl (2007) stated that people's perception of interactions with UX has two different qualities including pragmatic and hedonic, also known as the pragmatic/hedonic model of UX. Pragmatic qualities refer to the functionality/utility and usability features of the product (2003). A pragmatic product is primarily instrumental, it can be used to achieve any given behavioral goal. For example, a cell phone is functional and usable because people know how to use it to make a call and send messages. Hedonic qualities underscore individuals' psychological needs, such as pleasure and interest. Products need to provide users with more than just pragmatic needs and suggests three attributes of hedonic qualities for experiences: stimulation, identification, and evocation.

Products need to be stimulating for users, especially at first, so that they can generate a new impression or a sense of novelty. After securing attention, products need to resonate with users to some extent and be meaningful/relevant to them. The notion of relevance is identification. Lastly, users can be triggered by products in relation to their prior experiences or memories. For example, playing vintage video games can easily trigger a user's good memories of the past. In short, pragmatic qualities ensure the effectiveness and efficiency of products, and forms the basic requirement of a product, while hedonic aspects ensure the satisfaction, pleasure, and appeal of products (Hassenzahl, 2003, 2007).

Applications of Pragmatic/Hedonic Model of UX in Online Learning Context

When UX was applied in the context of e-learning technologies and platforms (e.g., LMS), the hedonic factor receives more attention in the design of LMS because, as shown above, hedonic factors can enhance learners' motivation and engagement by fostering their relatedness and autonomy over the learning (Zaharias & Pappas, 2016; Zaharias, 2009; Santoso et al., 2016).

Zaharias and Pappas (2016) surveyed 808 learning professionals including learners (33%), LMS administrators (25%), and professors and trainers (42%). They found that usability in the e-learning context requires additional attributions for pragmatic quality. The traditional usability parameters are no longer enough to evaluate the effectiveness of e-learning courses or platforms (Zaharias, 2009). The design of learning experiences became the new focus instead of instructional design alone.

Santoso and colleagues (2016) developed an adapted version of the user experience questionnaire (UEQ) containing six scales: attractiveness, efficiency, perspicuity, dependability, stimulation, and novelty; and use it to evaluate a student-centered Moodle-based LMS with 230 computer science students. In particular, the pragmatic quality consisted of efficiency, perspicuity, and dependability, while the hedonic qualities included stimulation and novelty. Their findings from the UEQ showed that pragmatic qualities were captured as acceptable, but

hedonic qualities were found as neutral. Therefore, to capture the hedonic quality aspects of the online learning courses and platforms, more studies are needed in the future development of UX in online learning context (Santoso et al., 2016).

UI and UX Design in Online Learning Systems

Learning experience design

According to Hudson (2017), learning experience design (LXD) combines “elements of adult learning and development, instructional design, psychology, neuroscience, design thinking and UX design”. Benedek (2015) adds that LXD brings together UXD and interactive media design principles within an educational environment.

Walcutt and Schatz (2019, p. 86) further defined LXD as involving the disciplines of industrial knowledge design (InKD), experience design, experiential learning, behavior economics, and human-systems integration (HSI). HSI focuses on a system’s life cycle, and its core tenants are to

- Emphasize Humans: Human performance is the focus throughout the design process.
- Optimize the Total System: The system must be optimized as a whole, not as individual components.
- Consider the Full Lifecycle: The entire system must be maximized for its benefits while being cognizant of the risks and costs.
- Facilitate Design: Multidisciplinary design is emphasized, with stakeholders and designers working together (Walcutt & Schatz, 2019, p. 92).

Design considerations. Garrett’s (2002) five-plane approach is widely used when approaching website and software design, and even has uses in the educational realm and LXD. Walcutt and Schatz (2019) contend that LXD can have a sizable and positive effect when using Garrett’s five planes or a similar goal-focused method. Benedek (2013) also references Garrett’s work when approaching LXD.

Walcutt and Schatz (2019, p. 94) recommend the following when approaching LXD:

- Determine what the actual goal is and focus on it as well as the big picture.
- Use a holistic approach to user-centered design, including aesthetic design.
- Realize that humans have flaws and account for that in the design.
- Design using five facets of holistic experiential design: sense, feel, think, act, and relate.
- Utilize HSI methods to address scaling designs within larger organizations.
- Think of learning experiences as a collective set, rather than unconnected events.
- Consider LXD a synthesis of methods, theories, and tools from current and emerging disciplines.

Hudson (2017) pointed out that a major challenge of LXD is that last point from Walcutt and Schatz (2019): finding the right blend of methods, theories, and tools for each educational environment.

Blended Learning and UX

Baehr (2012) notes that learners decide to use technology for several reasons such as its appropriateness and usefulness for their learning needs. Factors that influence their decisions are recommendations, richness, experience, and perception. Blended learning environments add both spatial and temporal components to an increased level of collaborative knowledge sharing. To optimize the learning experience, instructional designers and subject matter experts must follow design principles that support learners' choices in media and tool selection while considering media richness factors. Designers and subject matter experts should also foster trust by personalizing student learning and should encourage collaborative activities inside and outside the training environment.

Accessible Design

Sánchez-Gordón and Luján-Mora (2015) say that with usability, there is no single definition for accessible design on which researchers and practitioners can agree, though most definitions address the need for systems to be accessible to all, including those with disabilities. Disabilities can be personal or environmental. Personal disabilities include those associated with vision, hearing, speech, motor skills, cognitive, psychosocial, language barriers, and cultural considerations. Environmental disabilities, which are usually temporary, include external lighting or auditory conditions, internet access, and technology limitations (Sánchez-Gordón & Luján-Mora, 2015).

Creating an accessible online learning environment can be a challenge, but in the case of American public entities, it is required. Title III of the Americans with Disabilities Act of 1990 specifically states, "title III covers access to Web sites of public accommodations" (2010). In addition, ADA and the Rehabilitation Act of 1973 state that any state or local government entity, including universities, that receive federal funding must abide by federal guidelines.

Design considerations. The Web Content Accessibility Guidelines (2018) provides guidelines for designing accessible websites, including:

- Provide text alternatives for non-text content.
- Give alternatives to any time-based media, such as video or audio.
- Create content that can be adapted structurally to ensure information can be presented in more than one way.
- Ensure contrast between foreground and background element and provide audio controls on any audio longer than three seconds.
- Provide for functionality to be available from the keyboard, not just with a mouse.
- Allow for adjustable timing so users have enough to consume the content.
- Avoid designing content that could cause seizures, such as content that flashes more than three times in one second.
- Provide alternative ways to navigate to content.
- Ensure content is readable and written to be understandable.
- Design content that behaves consistently and predictably.
- Design error prevention functionality to assist users in correcting mistakes or avoid them altogether.
- Keep user agents such as assistive technology in mind when designing content.

Universal Design

According to the U.S. Department of Education, UDL is a framework for guiding educational practice which contains two main perspectives: (a) providing flexibility in the ways information is presented and learners are engaged; and (b) reducing barriers in instruction by providing proper supports and challenges, as well as maintaining high achievement expectations for all learners regardless of disability status (Patzner & Pinkwart, 2017).

To summarize, three guidelines are emphasized within UDL: representation, expression/action, and engagement (Basham & Marino, 2013). Kang et al. (2018) further explained the three guidelines in detail. For instance, teachers should appropriately and strategically display the information by using different representations to help learners to solve the problem such as using analogy, multiple examples, and using multimedia. Then, students can fully execute their physical actions and communication to achieve their long-term goals, such as practicing with feedback until mastering the skills and solving the problems. Lastly, learners should be provided with multiple opportunities for engagement, which means the task should be reasonably challenging and not demotivate learners or make them feel bored and frustrated. In this manner, promoting interest and fostering self-regulation are the two main focuses (Kang et al., 2018).

Applications of Universal Design in Online Learning Context

Due to the fact that the majority of UDL research has been conducted in the K–12 education settings (Rao, Ok, & Bryant, 2014), Schreffler et al. (2019) conducted a systematic literature review on UDL in post-secondary STEM education for disabled learners. They pointed out that UDL is an effective approach to make STEM content accessible to all learners (Schreffler, Vasquez III, Chini, & James, 2019). Using UDL in higher education could increase the retention of the disabled learners and underrepresented populations (Newman et al., 2011; Rao et al., 2014).

For instance, Street et al. (2012) examined the effect of Universal Design for Instruction (UDI) on Peer-Led Team Learning (PLTL), a national peer mentoring model designed to promote student success in STEM courses. However, the authors found that disabled students did not benefit from PLTL as much as non-disabled students. Then, they incorporated the principles of UDI into the PLTL and found out the overall positive trends in STEM persistence rate and the effective use of learning strategies among at-risk learners. They stated that STEM faculty need to be well-trained to properly utilize UDL and UDI to support at-risk learners' STEM education (Street et al., 2012). Researchers also need to validate the effectiveness of the UDL principle in higher education STEM, due to a lack of research found for UDL in this area (Rao et al., 2014; Basham & Marino, 2013). Especially, there is a need for investigating UDL-based inspired courses in postsecondary STEM education across several diagnoses including ADHD, learning disabilities, autism, and other similar diagnoses.

Al-Azawei, Parslow, and Lundqvist (2017) examined the effectiveness of three main principles of UDL in an e-learning context by conducting a mixed research design combining survey and action methods with 92 undergraduate students. The three main principles being multiple means of representation, action and expression, and engagement. They found that traditional curricular limitations could be addressed by integrating UDL into instructional technologies due to the

improvement of learner experience (e.g., perceived satisfaction and perceived usefulness) in e-learning setting (Al-Azawei, Parslow, & Lundqvist 2017).

Kumar and Wideman (2014) conducted a case study of a technology-enhanced, in-class health sciences course with the adoption of UDL principles. They found that students' overall perceptions in terms of this course were positive, resulting in an increase in satisfaction. This health sciences course was designed following the same three UDL principles, by incorporating multimodal means of representations, expression, and multiple means of engagement. The survey and interview results showed that flexibility, social presence, stress, and success are the four major themes that accounted for the positive perceptions of this course. Therefore, they suggested that instructors should make use of UDL-inspired courses to afford students with enough control over learning to reduce stress. This approach also could provide a high degree of social presence to increase the connectedness between learners and instructors, so that their level of confidence and engagement would be improved (Kuman & Wideman, 2014).

Burgstahler (2002) discussed access, legal, and policy issues that would affect the accessibility of distance learning courses and presented an overview of design considerations for assuring that the distance learning courses are accessible to everyone. For instance, there are many access challenges faced by students and instructors in distance learning courses, including mobility impairments, visual/speech/hearing impairments, learning disabilities, and seizure disorders. The Americans with Disabilities Act (ADA) of 1990 required "people with disabilities have access to public programs and services, regardless of whether or not they are federally funded" (U.S. Department of Justice, 1990). The author further provided examples of policy considerations for making distance learning accessible to everyone including: (a) on-site instruction (e.g., facilities, furniture, restrooms, telephones and parking spaces are accessible to individuals with disabilities), (b) electronic communication (e.g., assistive technology), (c) web pages (e.g., accessibility test), (d) printed materials (e.g., tactile form for blind learners), (e) videotapes, video clips or televised presentations (e.g., provide captioning or transcription), and (f) audio conferencing (e.g., using public relay service for deaf students). Due to the rapid development of technologies, stakeholders, decision makers in the organizations, students, and instructors with disabilities should collaborate to ensure that accessibility policies, procedures, and guidelines are developed and implemented (Burgstahler, 2002).

Elias (2010) identified and tailored a set of Universal Instructional Design (UID) principles appropriate to distance learning, so that it can meet the needs of e-learning instructional designers and instructors for improving students' learning outcomes. The author then evaluated the effect of these modified UID through assessing the accessibility level of a sample UID-inspired Moodle course. In particular, the author proposed eight UID principles: equitable use, flexible use, simple and intuitive designs, perceptible information, tolerance for error, low physical and technical effort, community of learners and support, and instructional climate. The author suggested that addressing accessibility issues is the fundamental step for using Moodle platforms by educational institutions. Therefore, an adequate consideration for assistive technologies and appropriate pedagogical approaches that can remove barriers is critical to successfully effectively the affordances of the learning management system (Elias, 2010).

mLearning and designing for mobile

Krug (2010) contended that testing for mobile usability is like testing on any device, though the logistics are different. Due to the ubiquitousness of mobile devices, as well as the varying screen sizes and operating systems of those devices, testing needs to consider whose device will be used (facilitator's or participant's), how (or if) the participant will be holding the device, how the facilitator will be able to see the screen, and the possibilities and logistics of recording of the session (Krug, 2010; Kukulska-Hulme, 2007).

Magal-Royo and colleagues (2007) suggested combining usability methods to evaluate an mLearning system. They believe using heuristics evaluations, cognitive walk-throughs, and observation-based testing at various stages of the building, development, validation, and verification of the system will help maximize the system's usability (Magal-Royo et al., 2007). This corresponds with the thinking of Davids et al. (2013) and Nielsen (1993) that a combination of testing methods will uncover the optimum level of usability issues.

Designing for Educational Games

Gamification is a trending topic in the realm of education (Kasurinen & Knutas, 2018; Álvarez-Xochihua, Merino, Organero, Kloos, & González-Fraga, 2017). The term gamification broadly refers to the adoption of game-like elements in the design of educational systems to enhance users' engagement and motivation to increase their retention rate (Kasurinen & Knutas, 2018).

However, using games to increase motivation and retention rate is not an innovative concept in the other domains such as computational fields or business. For example, the serious games are considered a useful tool to enhance retention rate and participation (Göbel, Hardy, Wendel, Mehm, & Steinmetz, 2010; Estellés-Arolas, & González-Ladrón-De-Guevara, 2012; Alario-Hoyos, Pérez-Sanagustín, Kloos, & Muñoz-Merino, 2014). Such serious games include games for health, crowdsourcing, and online education. Due to the similarity of gamification and other game-related concepts, such as playful design, serious gaming, and games for health, Deterding, Dixon, Khaled, and Nacke (2011) believed that it is important to differentiate the gamification concept from the concepts of playful design and serious games.

Deterding et al. (2011) proposed the different solutions in terms of the definitions of the gamification and serious games. First, gamification (gameful design) is related to games (the characteristic for games), not "play" (playfulness). Similarly, the serious game is a form of interactive computer-based game software focused on interaction rather than entertainment. Secondly, gamification is the use of game design elements in non-game contexts which merely focuses on incorporating elements of game, while serious games implied the design of full-fledged games for non-entertainment purposes (Brathwaite & Schreiber, 2008). Lastly, gamification is a design, not the game-based technology or other game-related practices, while serious games are products with a "real" function and purpose (Deterding et al., 2011).

The Application of Gamification in eLearning Context

Learning motivation is an important factor in the design of educational computer-based games. Serious games need to introduce some design principles such as usability and user experience. To try to understand which design criteria can make educational games more successful, Álvarez-Xochihua et al. (2017) conducted a study with 41 masters students to evaluate two competition-based educational computer games. They found that there was a strong positive

correlation between usability and user experience with learning motivation. Similarly, Kiili and colleagues (2012) presented a flow framework based on flow theory and tested this framework in the RealGame business simulation game case study. They found that the sense of control, clear goals, and challenge-skill dimensions scored highest among all flow experiences. They concluded that flow framework is a useful tool in studying game-based learning experiences to design engaging game elements for educational games. Specifically, educational games should expand the player's mind by presenting appropriate challenges to overcome (Kiili, de Freitas, Arnab, & Lainema, 2012).

Blended Learning and Gamification

Student to student interactions (resulting in increased classroom engagement) in hybrid learning environments that utilize game-based designs were found to mimic student to world interactions, except that the student to world interactions were more positive and intense in nature (Chritopoulos, Conrad, & Shukla, 2018). Klemki and colleagues suggest gamification has been a way to 'flip' a MOOC with the intent to make MOOCs more engaging with the aim of lowering attrition. Game elements are also valuable for visualization of learning using analytics. They suggest that designers carefully choose game elements with consideration of the learning scenario which should consider the specific learning population, the topic, the domain, and the problem to be solved using the game. Learning analytics can help relate the learner activity with personalized data which helps students unlock the full potential of educational games (Klemke, Eradze, & Antonaci, 2018).

UX and At-Scale Systems

UX is extremely important in learning at scale systems, in which the learners vastly outnumber the instructors in their ratio, especially as the learners' attitude toward the system will impact their use of it (Nakamura, Marques, Rivero, de Oliveira, & Conte, 2019). However, the field of UX is still a growing one, and attempting to catch up to online resources that have been in implementation for years, such as online library services (Pennington, 2015). The gap of understanding the importance of UX and successfully implementing UX into the available systems has not gone unnoticed by those in the field, as very few studies have evaluated the UX of at scale systems (Nakamura et al., 2019). During the research of this section, only one study could be found that explicitly looked to compare two online learning systems, Moodle and iQualify, using a UX perspective for their evaluation (Nichols, 2016). The lack of research in this area should be noted, as while researchers agree on the importance of UX, they also seem to agree on its status of being under researched.

Overall UI Design Goals for E-learning Systems

Whether approach is LXD or universal design, or the environment is mobile or educational games, special considerations must be made for online learning systems when it comes to UI design. Unger and Chandler (2012) asserted that an eLearning system is task-based, and users should be able to easily follow the content. In addition, content should be organized in digestible chunks to enhance comprehension. Davids et al. (2013) believed that a poorly designed e-learning UI adds to the user's cognitive load, thus hindering the ability to concentrate on the content itself.

References for Appendix B

- 1st International Conference on Learning Analytics and Knowledge. (2010). Retrieved October 3, 2019, from <https://tekri.athabasca.ca/analytics/>.
- Abbakumov, D., & Van Den, N. (2018). Measuring student's proficiency in MOOCs: Multiple attempts extensions for the Rasch model. *Heliyon*, 4(12), E01003.
- Accessibility of State and Local Government Websites to People with Disabilities. (2003). Retrieved from <https://www.ada.gov/websites2.htm>.
- Adamson, D., Dyke, G., Jang, H. & Rosé, C.P. (2014). Towards an Agile Approach to Adapting Dynamic Collaboration Support to Student Needs. *International Journal of Artificial Intelligence in Education*, 24(1), 92-124. Retrieved March 12, 2020 from <https://www.learntechlib.org/p/155244/>.
- Aguileta, A. A., Brena, R. F., Mayora, O., Molino-Minero-Re, E., & Trejo, L. A. (2019). Virtual sensors for optimal integration of human activity data. *Sensors*, 19(9), 2017. <https://doi-org.ezproxy1.lib.asu.edu/10.3390/s19092017>
- Ahuja, N. J., & Sille, R. (2013). A critical review of development of intelligent tutoring systems: Retrospect, present and prospect. *International Journal of Computer Science Issues (IJCSI)*, 10(4), 39.
- Akoumianakis, D., & Alexandraki, C. (2012). Collective practices in common information spaces: Insight from two case studies. *Human-Computer Interaction*, 27(4), 311–351. <https://doi-org.ezproxy1.lib.asu.edu/10.1080/07370024.2012.678235>
- Alammary, A. (2019). Blended learning models for introductory programming courses. *PLoS ONE*, 14(9), e0221765.
- Alario-Hoyos, C., Pérez-Sanagustín, M., Kloos, C. D., & Muñoz-Merino, P. J. (2014). Recommendations for the design and deployment of MOOCs: Insights about the MOOC digital education of the future deployed in MiriadaX. In *Proceedings of the Second International Conference on Technological Ecosystems for Enhancing Multiculturality* (pp. 403-408). ACM.
- Al-Azawei, A., Parslow, P., & Lundqvist, K. (2017). The effect of universal design for learning (UDL) application on e-learning acceptance: A structural equation model. *The International Review of Research in Open and Distributed Learning*, 18(6).
- Alber, J. M., & Bernhardt, J. M., Stollefson, M., Weiler, R. M., Anderson-Lewis, C., Miller, M., D., & MacInnes, J. (2015). Designing and Testing an Inventory for Measuring Social Media Competency of Certified Health Education Specialists.
- Aleksandrova, Y., & Parusheva, S. (2019). Social media usage patterns in higher education institutions – An empirical study. *International Journal of Emerging Technologies in Learning*, 14(5), 108-121.
- Alemán de, I. G., Sancho-Vinuesa, T., & Gómez Zermeño, M. G. (2015). Atypical: Analysis of a massive open online course (MOOC) with a relatively high rate of program completers. *Global Education Review*, 2(3), 68-81.
- Alexander, D. (2006). Usability and accessibility: Best friends or worst enemies. Retrieved from <http://unpan1.un.org/intradoc/groups/public/documents/APCITY/UNPAN023374.pdf>.
- Al-Fahad, F. N. (2009). Students' attitudes and perceptions towards the effectiveness of mobile learning in King Saud University, Saudi Arabia. *Online Submission*, 8(2).
- Algarni, A., Xu, Y., & Chan, T. (2017). An empirical study on the susceptibility to social engineering in social networking sites: the case of Facebook. *European Journal of Information Systems*, 26(6), 661-687.
- Allen, C. J., Straker, R. J., Murray, C. R., Hanna, M. M., Meizoso, J. P., Manning, R. J., ... Hannay, W. M. (2016). Recent advances in forward surgical team training at the U.S. army trauma training department. *Military Medicine*, 181(6), 553–559. <https://doi-org.ezproxy1.lib.asu.edu/10.7205/MILMED-D-15-00084>

- Ally, M. (2009). *Mobile learning transforming the delivery of education and training* (Issues in distance education series). Edmonton [Alta.]: AU Press.
- Almiyad, M. A., Oakden-Rayner, L., Weerasinghe, A., & Billinghamurst, M. (2017). Intelligent augmented reality tutoring for physical tasks with medical professionals. In *International Conference on Artificial Intelligence in Education* (pp. 450-454). Springer, Cham.
- Alsaeedi, N., & Wloka, D. (2019). Real-time eyeblink detector and eye state classifier for virtual reality (VR) headsets (head-mounted displays, HMDs). *Sensors*, 19(5), 1121. <https://doi-org.ezproxy1.lib.asu.edu/10.3390/s19051121>
- Álvarez-Xochihua, O., Merino, P. J. M., Organero, M. M., Kloos, C. D., & González-Fraga, J. Á. (2017). Comparing usability, user experience and learning motivation characteristics of two educational computer games. In *ICEIS* (3) (pp. 143-150).
- Amigud, A., Arnedo-Moreno, J., Daradoumis, T., & Guerrero-Roldan, A. (2018). An integrative review of security and integrity strategies in an academic environment: Current understanding and emerging perspectives. *Computers & Security*, 76, 50-70.
- Antal, J. (2012). Fighting 100 battles before the fight-constructive, virtual, and live simulation. *Military Technology*, 36(12), 6. Retrieved from <https://search-ebshost-com.ezproxy1.lib.asu.edu/login.aspx?direct=true&db=aph&AN=84673657&site=ehost-live>
- Antal, J. (2013). US army battle management training systems for training battle staff. *Military Technology*, 37(12), 34–36. Retrieved from <https://search-ebshost-com.ezproxy1.lib.asu.edu/login.aspx?direct=true&db=aph&AN=93890985&site=ehost-live>
- Antal, J. (2017). The synthetic training environment for 2025 and beyond: Live, virtual, and constructive of the future. *Military Technology*, 41(12), 16–19. Retrieved from <https://search-ebshost-com.ezproxy1.lib.asu.edu/login.aspx?direct=true&db=aph&AN=127061531&site=ehost-live>
- Aoki, H., Oman, C. M., Buckland, D. A., & Natapoff, A. (2008). Desktop-VR system for preflight 3D navigation training. *Acta Astronautica*, 63(7–10), 841–847. <https://doi-org.ezproxy1.lib.asu.edu/10.1016/j.actaastro.2007.11.001>
- Aparicio, Oliveira, Bacao, & Painho. (2019). Gamification: A key determinant of massive open online course (MOOC) success. *Information & Management*, 56(1), 39-54.
- Arango-López, J., Cerón Valdivieso, C. C., Collazos, C. A., Gutiérrez Vela, F. L., & Moreira, F. (2019). CREANDO: Tool for creating pervasive games to increase the learning motivation in higher education students. *Telematics & Informatics*, 38, 62–73. <https://doi-org.ezproxy1.lib.asu.edu/10.1016/j.tele.2018.08.005>
- Arnold, K. E., & Pistilli, M. D. (2012). Course signals at Purdue: Using learning analytics to increase student success. In *Proceedings of the 2nd international conference on learning analytics and knowledge* (pp. 267-270). ACM.
- Avci, H., & Adiguzel, T. (2017). A case study on mobile blended collaborative learning in an English as a foreign language (EFL) context. *International Review of Research in Open and Distributed Learning*, 18(7), 45-58.
- Baehr, C. (2012). Incorporating user appropriation, media richness, and collaborative knowledge sharing into blended e-learning training. *IEEE Transactions on Professional Communication*, 55(2), 175-184.
- Baker, R. S. J. D. (2010). Data mining for education. *International Encyclopedia of Education*, 7(3), 112-118.
- Bailey, W. (2005). What is adl scorm. CETIS Standards briefings series.
- Balcikanli, C. (2015). Prospective English language teachers' experiences in Facebook: Adoption, use and educational use in Turkish context. *International Journal of Education and Development Using Information and Communication Technology*, 11(3), 82-99.

- Baneres, D., Rodriguez-Gonzalez, M. E., & Serra, M. (2019). An early feedback prediction system for learners at-risk within a first-year higher education course. *IEEE Transactions on Learning Technologies*, 12(2), 249-263.
- Barak, M., Watted, A., & Haick, H. (2016). Motivation to learn in massive open online courses: Examining aspects of language and social engagement. *Computers & Education*, 94, 49-60. doi: 10.1016/j.compedu.2015.11.010
- Bargh, J. A., & McKenna, K. Y. A. (2004). The internet and social life. *Annual Review of Psychology*, 55, 573-590.
- Barton, E. E., Pustejovsky, J. E., Maggin, D. M., & Reichow, B. (2017). Technology-aided instruction and intervention for students with ASD: A meta-analysis using novel methods of estimating effect sizes for single-case research. *Remedial & Special Education*, 38(6), 371-386. <https://doi-org.ezproxy1.lib.asu.edu/10.1177/0741932517729508>
- Basham, J. D., & Marino, M. T. (2013). Understanding STEM education and supporting students through universal design for learning. *Teaching Exceptional Children*, 45(4), 8-15.
- Basham, J. D., Hall, T. E., Carter Jr, R. A., & Stahl, W. M. (2016). An operationalized understanding of personalized learning. *Journal of Special Education Technology*, 31(3), 126-136.
- Bayeck, R. & Yvonne, J. C. (2018). The Influence of National Culture on Educational Videos: The Case of MOOCs. *International Review of Research in Open & Distance Learning*, 19(1), 186-201. <https://doi-org.ezproxy1.lib.asu.edu/10.19173/irrodl.v19i1.2729>
- Beck, D. (2019) Special issue: Augmented and virtual reality in education: Immersive learning research. *Journal of Educational Computing Research*, 57(7), 1619-1625. <https://doi-org.ezproxy1.lib.asu.edu/10.1177/0735633119854035>
- Becker, S., Cummins, M., Davis, A., Freeman, A., Hall Giesinger, C., and Ananthanarayanan, V. (2017). NMC horizon report: 2017 higher education edition. Austin, Texas: The New Media Consortium.
- Beigi, G., & Liu, H. (2018). Privacy in social media: Identification, mitigation, and applications. *ACM Transactions on the Web*, 9(4), Article 39.
- Beigi, G., Tang, J., & Liu, H. (2016). Signed link analysis in social media networks. In *10th International conference on Web and Social Media, ICWSM 2016*. AAAI Press.
- Benedek, A. (2015). Learning design versus learning experience design: Is the experience api
- Berking, P., & Haag, J. (2015). A reference model for designing mobile learning and performance support. In *Interservice/Industry Training, Simulation, and Education Conference, Orlando, FL*. https://adlnet.gov/adl-assets/uploads/2015/12/A_Reference_Model_for_Designing_Mobile_Learning_and_Performance_Support_Haag_Berking.pdf.
- Bernacki, M. L., Greene, J. A., & Crompton, H. (2020). Mobile technology, learning, and achievement: Advances in understanding and measuring the role of mobile technology in education. *Contemporary Education Psychology*, 60, 101827. doi: 10.1016/j.cedpsych.2019.101827
- Best, C., & Rice, B. (2018). Science and technology enablers of live virtual constructive training in the air domain. *Air & Space Power Journal*, 32(4), 59-73. Retrieved from [https://search-ebscohost-com.ezproxy1.lib.asu.edu/login.aspx?direct=true&db=aph&AN=133260201&site=ehost-live](https://search.ebscohost-com.ezproxy1.lib.asu.edu/login.aspx?direct=true&db=aph&AN=133260201&site=ehost-live)
- Betrancourt, M., & Benetos, K. (2018). Why and when does instructional video facilitate learning? A commentary to the special issue "developments and trends in learning with instructional video". *Computers in Human Behavior*, 89, 471-475.
- Bevan, N. (2008). What is the difference between the purpose of usability and user experience evaluation methods? *Proceedings of the Workshop UXEM, 2009*.
- Bi, J., Yuan, H., Tan, W., Zhou, M., Fan, Y., Zhang, J., & Li, J. (2017). Application-aware dynamic fine-grained resource provisioning in a virtualized cloud data center. *IEEE Transactions*

- on *Automation Science & Engineering*, 14(2), 1172–1184. <https://doi-org.ezproxy1.lib.asu.edu/10.1109/TASE.2015.2503325>
- Biard, N., Cojean, S., & Jamet, E. (2018). Effects of segmentation and pacing on procedural learning by video. *Computers in Human Behavior*, 89, 411–417.
- Bingham, T., & Conner, M. (2015). *The new social learning* (2nd ed.). Alexandria, VA: ATD Press.
- Blikstein, P. (2013). Multimodal learning analytics. In *Proceedings of the Third International Conference on Learning Analytics and Knowledge* (p. 102). New York, NY, USA: ACM Press.
- Bodell, S., & Hook, A. (2014). Developing online professional networks for undergraduate occupational therapy students: an evaluation of an extracurricular facilitated blended learning package. *British Journal of Occupational Therapy*, 77(6), 320–323.
- Bodily, R., & Verbert, K. (2017). Review of research on student-facing learning analytics dashboards and educational recommender systems. *IEEE Transactions on Learning Technologies*, 10(4), 405–418.
- Bogan, M., Bybee, S., & O'Connell, T. (2018). Migrating nondigital learning events for xAPI data collection. In *Proceedings of the Interservice/Industry Training, Simulation, and Education Conference (I/ITSEC)*. Orlando, FL.
- Boyd, D. M., & Ellison, N. B. (2007). Social network sites: definition, history, and scholarship. *Journal of Computer-Mediated Communication*, 13(1), 210–230.
- Brame, C. J. (2016). Effective educational videos: Principles and guidelines for maximizing student learning from video content. *CBE- Life Sciences Education*, 15(4), 1–6.
- Brathwaite, B., & Schreiber, I. (2008). *Challenges for Game Designers*, Rockland, MA: Charles River Media, Inc.
- Brewer, P. E., Mitchell, A., Sanders, R., Wallace, P., & Wood, D. D. (2015). Teaching and learning in cross-disciplinary virtual teams. *IEEE Transactions on Professional Communication*, 58(2), 208–229. <https://doi-org.ezproxy1.lib.asu.edu/10.1109/TPC.2015.2429973>
- Brouns, F., (2014). A networked learning framework for effective MOOC design: the ECO project approach.
- Brown, J. S., Collins, A., Duguid, P. (1989). Situated cognition and the culture of learning. *Educational Researcher*, 18(1), 32–42.
- Brown, J., & VanLehn, K. (1980). Repair theory: A generative theory of bugs in procedural skills. *Cognitive Science*, 4, 379e426.
- Brown, T., & Wyatt, J. (2010). Design thinking for social innovation. *Stanford Social Innovation Review*, 8(1), 31–35.
- Bruck, P. A., Motiwalla, L., & Foerster, F. (2012). Mobile Learning with Micro-content: A Framework and Evaluation. *Bled eConference*, 25, 527–543.
- Buckingham-Shum, S., & Ferguson, R. (2012). Social learning analytics. *Journal of educational technology & society*, 15(3), 3–26.
- Buckingham-Shum, S., Gasevic, D., & Ferguson, R. (Eds.). (2012). *Lak '12: Proceedings of the 2nd International Conference on Learning Analytics and Knowledge*. New York, NY: ACM.
- Bulger, M. (2016). Personalized learning: The conversations we're not having. *Data and Society*, 22.
- Burgstahler, S. (2002). Distance learning: Universal design, universal access. *AACE Journal*, 10(1), 32–61.
- Burstin, A., & Brown, R. (2010). Virtual environments for real treatments. *Polish Annals of Medicine / Rocznik Medyczny*, 17(1), 101–111. [https://doi-org.ezproxy1.lib.asu.edu/10.1016/S1230-8013\(10\)70011-4](https://doi-org.ezproxy1.lib.asu.edu/10.1016/S1230-8013(10)70011-4)
- Cai, Y., Chiew, R., Nay, Z. T., Indhumathi, C., & Huang, L. (2017). Design and development of VR learning environments for children with ASD. *Interactive Learning Environments*, 25(8), 1098–1109. <https://doi-org.ezproxy1.lib.asu.edu/10.1080/10494820.2017.1282877>
- Calvo, R. A., & D'Mello, S. (2010). Affect detection: An interdisciplinary review of models, methods, and their applications. *IEEE Transactions on Affective Computing*, 1(1), 18–37.

- Campbell, J. P., DeBlois, P. B., & Oblinger, D. G. (2007). Academic analytics: A new tool for a new era. *EDUCAUSE review*, 42(4), 40.
- Cao, J., Gremillion, B., Zieba, K., Ellis, M. (2015). UX design process best practices: Documentation for moving design forward. *UXPin, Inc.*
- Card, S., Mackinlay, J., & Shneiderman, B. (1999). *Readings in information visualization: Using vision to think (The Morgan Kaufmann series in interactive technologies)*. San Francisco, Calif.: Morgan Kaufmann.
- Catenazzi, N., Sommaruga, L., de Angelis, K., & Gabbianelli, G. (2018). New training approaches for drivers – a practical experience. *International Journal on E-Learning*, 17(3), 281–301.
- Cayley, J., & Lemmerman, D. (2006). Lens: The practice and poetics of writing in immersive VR (A case study with maquette). *Leonardo Electronic Almanac*, 14(5/6), 1–19. Retrieved from <https://search-ebshost-com.ezproxy1.lib.asu.edu/login.aspx?direct=true&db=aph&AN=26129255&site=ehost-live>
- Chang, C. W., Lee, J. H., Wang, C. Y., & Chen, G. D. (2010). Improving the authentic learning experience by integrating robots into the mixed-reality environment. *Computers & Education*, 55(4), 1572e1578.
- Chang, Chi-Cheng, Tseng, Kuo-Hung, & Tseng, Ju-Shih. (2011). Is single or dual channel with different English proficiencies better for English listening comprehension, cognitive load, and attitude in ubiquitous learning environment? *Computers & Education*, 57(4), 2313-2321.
- Chen, C. M. (2008). Intelligent web-based learning system with personalized learning path guidance. *Computers & Education*, 51(2), 787-814.
- Chen, H-T. (2018). Revisiting the privacy paradox on social media with an extended privacy calculus model: The effect of privacy concerns, privacy self-efficacy, and social capital on privacy management. *American Behavioral Scientist*, 62(10), 1392-1412.
- Chen, Y. (2019) Effect of mobile augmented reality on learning performance, motivation, and math anxiety in a math course. *Journal of Educational Computing Research*, 57(7), 1695–1722. <https://doi-org.ezproxy1.lib.asu.edu/10.1177/0735633119854036>
- Chester, A., & O'Hara, A. (2007). Image, identity, and pseudonymity in online discussions. *International Journal of Learning*, 13(12), 193-203.
- Cheston, C. C., Fleckinger, T. E., & Chisolm, M. S. (2013). Social media use in medical education: A systematic review. *Academic Medicine*, 88(6), 893-901.
- Chia, N. K. H., & Li, J. (2012). Design of a generic questionnaire for reflective evaluation of a virtual reality-based intervention using virtual dolphins for children with autism. *International Journal of Special Education*, 27(3), 45–53. Retrieved from <https://search-ebshost-com.ezproxy1.lib.asu.edu/login.aspx?direct=true&db=eft&AN=90413074&site=ehost-live>
- Chin, D., Blair, K., Wolf, R., Conlin, L., Cutumisu, M., Pfaffman, J., & Schwartz, D. (2019). Educating and measuring voice: A test of the transfer of design thinking in problem solving and learning. *Journal of the Learning Sciences*, 28(3), 337-380.
- Chiou, E. K., **Schroeder, N. L.** & Craig, S. D. (2020). How we trust, perceive, and learn from virtual humans: The influence of voice quality. *Computers & Education*, 146, 103756. <https://doi.org/10.1016/j.compedu.2019.103756>
- Chiu, C. H., Hsu, M. H., & Wang, E. T. G. (2006). Understanding knowledge sharing in virtual communities: an integration of social capital and social cognitive theories. *Science Direct: Decision Support Systems*, 42, 1872-1888.
- Choi, G., & Chung, H. (2013). Applying the Technology Acceptance Model to social networking sites (sns): Impact of subjective norm and social capital on the acceptance of sns. *International Journal of Human-Computer Interaction*, 29, 619-628.

- Chritopoulos, A., Conrad, M., & Shukla, M. (2018). Interaction with educational games in hybrid virtual worlds. *Journal of Educational Technology Systems*, 46(4), 385-413.
- Chromey, K. J., Duchsherer, A., Pruett, J., & Vareberg, K. (2016). Double-edged sword: Social media use in the classroom. *Educational Media International*, 53(1), 1-12.
- Chuang C.-Y., Craig, S. D., & Femiani, J. (2015). The role of certainty and time delay in student's cheating decisions during online testing. In *Proceedings of the 37th Annual Meeting of the Cognitive Science Society*. Austin, TX: Cognitive Science Society.
- Chuang, C.-Y., Craig, S. D., & Femiani, J. (2017). Detecting probable cheating during online assessments based on time delay and head pose. *Higher Education Research & Development*, 36(6), 1123-1137.
- Chugh, R., & Ruhi, U. (2018). Social media in higher education: A literature review of Facebook. *Education and Information Technologies*, 23(2), 605-616.
- Chughtai, R., Zhang, S., & Craig, S.D. (2016). Opportunities from usability design for improving intelligent tutoring systems. In R. Atkinson (Ed.), *Intelligent tutoring systems: Structure, applications, and challenges*. (pp. 129-152). New York, NY: Nova Science Publishers.
- Chung, E. (2014) 3 Core UX design process principles. *Edward-Designer.com*. <http://edward-designer.com/web/ux-design-process>.
- Clardy, A. (2018). 70-20-10 and the dominance of informal learning: A fact in search of evidence. *Human Resource Development Review*, 17(2), 153-178.
- Clark, H., Jassal, P. K., Van Noy, M., & Paek, P. L. (2018). A new work-and-learn framework. In *Digital workplace learning* (pp. 23-41). New York: Springer, Cham.
- Colameo, R. "Calamity." (2016). The tip of the live virtual constructive spear. *Marine Corps Gazette*, 100(11), 45-47. Retrieved from <https://search.ebscohost-com.ezproxy1.lib.asu.edu/login.aspx?direct=true&db=mth&AN=119107568&site=ehost-live>
- Coleman, J. (1990). *Foundations of social theory*. Cambridge, MA: Belknap.
- Consorti, F., Mancuso, R., Nocioni, M., & Piccolo, A. (2012). Efficacy of virtual patients in medical education: A meta-analysis of randomized studies. *Computers & Education*, 59(3), 1001-1008. <https://doi-org.ezproxy1.lib.asu.edu/10.1016/j.compedu.2012.04.017>
- Cook, J., Pachler, N., & Bradley, C. (2008). Bridging the gap? Mobile phones at the interface between informal and formal learning. *Journal of the Research Centre for Educational Technology*, 4(1), 3-18.
- Cooper, A. (2014). Learning analytics interoperability-the big picture in brief. *Learning Analytics Community Exchange*.
- Corbí, A., & Burgos Solans, D. (2014). Review of current student-monitoring techniques used in elearning-focused recommender systems and learning analytics: The experience API & LIME model case study. *IJIMAI*, 2(7), 44-52.
- Correia, A., Cassola, F., Azevedo, D., Pinheiro, A., Morgado, L., Martins, P., ... Paredes, H. (2014). Meta-theoretic assumptions and bibliometric evidence assessment on 3-D virtual worlds as collaborative learning ecosystems. *Journal of Virtual Worlds Research*, 7(3), 1-18. Retrieved from <https://search.ebscohost-com.ezproxy1.lib.asu.edu/login.aspx?direct=true&db=ufh&AN=97397180&site=ehost-live>
- Craig, S. D. & Schroeder, N. L. (2018). Design principles for virtual humans in educational technology environments. In K. Millis, J. Magliano, D. Long, & K. Wiemer (Eds.) *Deep Learning: Multi-Disciplinary Approaches* (pp. 128-139). New York, NY: Routledge/Taylor and Francis.
- Craig, S. D., & Schroeder, N. L. (2019). Text to speech software and learning: Investigating the relevancy of the voice effect. *Journal of Educational Computing Research*, 57(6), 1534-1548. DOI: 10.1177/073563311880287
- Craig, S. D., Gholson, B., & Driscoll, D. M. (2002). Animated pedagogical agents in multimedia educational environments: Effects of agent properties, picture features, and redundancy.

- Journal of Educational Psychology*, 94(2), 428. <https://doi-org.ezproxy1.lib.asu.edu/10.1037/0022-0663.94.2.428>
- Craig, S. D., Hu, X., Graesser, A. C., Bargagliotti, A. E., Sterbinsky, A., Cheney, K. R., & Okwumabua, T. (2013). The impact of a technology-based mathematics after-school program using ALEKS on student's knowledge and behaviors. *Computers & Education*, 68, 495-504.
- Craig, S. D., Hu, X., Graesser, A. C., Bargagliotti, A. E., Sterbinsky, A., Cheney, K. R., & Okwumabua, T. (2013). The impact of a technology-based mathematics after-school program using ALEKS on student's knowledge and behaviors. *Computers & Education*, 68, 495-504.
- Craig, S. D., Twyford, J., Irigoyen, N., & Zipp, S. A. (2015). A test of spatial contiguity for virtual human's gestures in multimedia learning environments. *Journal of Educational Computing Research*, 53(1), 3-14. <https://doi-org.ezproxy1.lib.asu.edu/10.1177/0735633115585927>
- Craig, S., Graesser, A., Sullins, J., & Gholson, J. (2004). Affect and learning: An exploratory look into the role of affect in learning. *Journal of Educational Media*, 29, e241-e250.
- Craig, S. D., & Schroeder, N. L. (2017). Reconsidering the voice effect when learning from a virtual human. *Computers & Education*, 114, 193-205. DOI: 10.1016/j.compedu.2017.07.003
- Crisanti, A. S., Earheart, J. A., Rosenbaum, N. A., Tinney, M., & Duhigg, D. J. (2019). Beyond crisis intervention team (CIT) classroom training: Videoconference continuing education for law enforcement. *International Journal of Law & Psychiatry*, 62, 104-110. <https://doi-org.ezproxy1.lib.asu.edu/10.1016/j.ijlp.2018.12.003>
- Cummings, S., Heek, R., & Huysman, M. (2006). Knowledge and learning in online networks in development: A social-capital perspective. *Development in Practice*, 16(6), 570-586.
- Currie, G. M., Greene, L., Wheat, J., Wilkinson, D., Shanbrun, L., & Gilmore, D. (2014). Internationalization, mobilization, and social media in higher education. *Journal of Medical Imaging and Radiations Sciences*, 45, 399-407.
- D'Mello, S., & Graesser, A. (2011). The half-life of cognitive-affective states during complex learning. *Cognition & Emotion*, 25(7), 1299e1308.
- D'Mello, S., Lehman, B., Pekrun, R., & Graesser, A. (2014). Confusion can be beneficial for learning. *Learning and Instruction*, 29, 153-170.
- Davids, M. R., Chikte, U. M., & Halperin, M. L. (2013). An efficient approach to improve the usability of e-learning resources: The role of heuristic evaluation. *Advances in Physiology Education*, 37(3), 242-248.
- Davids, M. R., Chikte, U. M., & Halperin, M. L. (2014). Effect of improving the usability of an e-learning resource: A randomized trial. *Advances in Physiology Education*, 38(2), 155-160.
- Davis, D. L., Hercelinskyj, G., & Jackson, L. M. (2016). Promoting interprofessional collaboration: A pilot project using simulation in the virtual world of second life. *Journal of Research in Interprofessional Practice & Education*, 6(2), 1-15. <https://doi-org.ezproxy1.lib.asu.edu/10.22230/jripe.2017v6n2a225>
- Davis, F. D., Bagozzi, R. P., & Warshaw, P. R. (1989). User acceptance of computer technology: A comparison of two theoretical models. *Management Science*, 35(8), 982-1003.
- Davis, M. T., Proctor, M. D., & Shageer, B. (2017). Disaster factor screening using SoS conceptual modeling and an LVC simulation framework. *Reliability Engineering & System Safety*, 165, 368-375. <https://doi-org.ezproxy1.lib.asu.edu/10.1016/j.ress.2017.04.020>
- Davis, M., Proctor, M., & Shageer, B. (2016). A systems-of-systems conceptual model and live virtual constructive simulation framework for improved nuclear disaster emergency preparedness, response, and mitigation. *Journal of Homeland Security & Emergency Management*, 13(3), 367-393. <https://doi-org.ezproxy1.lib.asu.edu/10.1515/jhsem-2015-0051>

- De Lima Salgado, A. P., & Freire, A. (2014). Heuristic evaluation of mobile usability: A mapping study. *Lecture Notes in Computer Science (including Subseries Lecture Notes in Artificial Intelligence, Lecture Notes in Bioinformatics)*, 8512(3), 178-188.
- de Siqueira, J., Tomlinson, J., Glassman, D., Gough, M., Yiasemidou, M., & Stock, S. (2017). "Take-home" box trainers are an effective alternative to virtual reality simulators. *Journal of Surgical Research*, 213, 69-74. <https://doi-org.ezproxy1.lib.asu.edu/10.1016/j.jss.2017.02.038>
- Deaton, P. J. (2016). Accessible learning experience design and implementation. *HCI in Business, Government, and Organizations: Information Systems, 9752* (pp. 47-55). Cham: Springer International Publishing AG.
- DeBoer, J., Ho, A. D., Stump, G. S. & Breslow, L. (2014). Changing "Course": Reconceptualizing Educational Variables for Massive Open Online Courses. *Educational Researcher* published online 7 February 2014. DOI: 10.3102/0013189X14523038
- deKoning, B. B., Hoogerheide, V., & Bouchiex, J.-M. (2018). Development and trends in learning with instructional video. *Computers in Human Behavior*, 89, 395-398.
- Dellermann, D., Calma, A., Lipusch, N., Weber, T., Weigel, S., & Ebel, P. (2019). The Future of Human-AI Collaboration: A Taxonomy of Design Knowledge for Hybrid Intelligence Systems. *Proceedings of the 52nd Hawaii International Conference on System Sciences*. doi: 10.24251/hicss.2019.034
- Deterding, S., Dixon, D., Khaled, R., & Nacke, L. (2011). From game design elements to gamefulness: Defining gamification. In *Proceedings of the 15th International Academic MindTrek Conference: Envisioning Future Media Environments* (pp. 9-15). ACM.
- Diaz, V., Golas, J., & Gautsch, S. (2010). Privacy considerations in cloud-based teaching and learning environments. Retrieved from <https://library.educause.edu/resources/2011/1/privacy-considerations-in-cloudbased-teaching-and-learning-environments>
- Diep, N. A., Cocquyt, C., Zhu, C., & Vanwing, T. (2016). Predicting adult learners' online participation: Effects of altruism, performance expectancy, and social capital. *Computers & Education*, 101, 84-101.
- Dika, S. L., & Singh, K. (2002). Applications of social capital in educational literature: A critical synthesis. *Review of Educational Research*, 72(1), 31-60.
- Dillon, J., Ambrose, G. A., Wanigasekara, N., Chetlur, M., Dey, P., Sengupta, B., & D'Mello, S. K. (2016). Student affect during learning with a MOOC. In *Proceedings of the sixth international conference on learning analytics & knowledge* (pp. 528-529). ACM.
- Djukic, M., Adams, J., Fulmer, T., Szyld, D., Lee, S., Oh, S.-Y., & Triola, M. (2015). E-Learning with virtual teammates: A novel approach to interprofessional education. *Journal of Interprofessional Care*, 29(5), 476-482. <https://doi-org.ezproxy1.lib.asu.edu/10.3109/13561820.2015.1030068>
- D'Mello, S., & Kory, J. (2012, October). Consistent but modest: a meta-analysis on unimodal and multimodal affect detection accuracies from 30 studies. In *Proceedings of the 14th ACM international conference on Multimodal interaction* (pp. 31-38).
- Doumanis, I., Economou, D., Sim, G. R., & Porter, S. (2019). The impact of multimodal collaborative virtual environments on learning: A gamified online debate. *Computers & Education*, 130, 121-138. <https://doi-org.ezproxy1.lib.asu.edu/10.1016/j.compedu.2018.09.017>
- Drachsler, H., & Greller, W. (2016). Privacy and analytics: it's a DELICATE issue a checklist for trusted learning analytics. In *Proceedings of the Sixth International Conference on Learning Analytics & Knowledge* (pp. 89-98). New York, NY: ACM.
- D'Souza, K. A., & Siegfeldt, D. V. (2017). A conceptual framework for detecting cheating in online and take-home exams. *Decision Sciences Journal of Innovative Education*, 15(4), 370-391.
- Dumas, J.S., & Redish, J. (1999). *A Practical Guide to Usability Testing, Revised Edition*. Portland, OR: Intellect Books.

- Durlach, P., Washburn, N., Regan, D., & Oviedo, F. L. (2015). Putting live firing range data to work using the xAPI. In *Interservice/Industry Training, Simulation, and Education Conference (IITSEC)* (No. 15019, pp. 1-11).
- Dutt, A., Ismail, M. A., & Herawan, T. (2017). A systematic review on educational data mining. *IEEE Access*, 5, 15991-16005.
- Dziuban, C. D., Hartman, J. L., Cavanagh, T. B., & Moskal, P. D. (2011). Blended courses as drivers of institutional transformation. In A. Kitchenham (Ed.) *Blended learning across disciplines: Models for implementation*. Hershey, PA: IGI Global.
- Dziuban, C., Graham, C. R., Norberg, A., & Sicilia, N. (2018). Blended learning: The new normal and emerging technologies. *International Journal of Educational Technology in Higher Education*, 15(3).
- Eibl, T. (2007). What size is micro? Using a didactical approach based on learning objectives to define granularity. *Didactics of Microlearning: Concepts, Discourses, and Examples*, 125-138.
- Ekman, P. (1993). Facial expression and emotion. *American psychologist*, 48(4), 384.
- El Saddik, A., Mahfujur Rahman, A. S. M., & Anwar Hossain, M. (2008). Suitability of searching and representing multimedia learning resources in a 3-D virtual gaming environment. *IEEE Transactions on Instrumentation & Measurement*, 57(9), 1830-1839. <https://doi-org.ezproxy1.lib.asu.edu/10.1109/TIM.2008.919867>
- Elias, T. (2010). Universal instructional design principles for Moodle. *The International Review of Research in Open and Distributed Learning*, 11(2), 110-124.
- Elias, T. (2011). Universal instructional design principles for mobile learning. *International Review of Research in Open and Distance Learning*, 12(2), 143-156.
- Ellison, N. B., Vitak, J., Steinfield, C., Gray, R., & Lampe, C. (2011). Negotiating privacy concerns and social capital needs in a social media environment. In *Privacy online* (pp. 19-32). Springer, Berlin, Heidelberg.
- Ellison, N., Steinfield, C., & Lampe, C. (2007). The benefits of Facebook "friends": Exploring the relationship between college students' use of online social networks and social capital. *Journal of Computer-Mediated Communication*, 12(4), 1143-1168.
- Eppich, W., Nannicelli, A. P., Seivert, N. P., Sohn, M.-W., Rozenfeld, R., Woods, D. M., & Holl, J. L. (2015). A rater training protocol to assess team performance. *Journal of Continuing Education in the Health Professions*, 35(2), 83-90. <https://doi-org.ezproxy1.lib.asu.edu/10.1002/chp.21270>
- Estellés-Arolas, E., & González-Ladrón-De-Guevara, F. (2012). Towards an integrated crowdsourcing definition. *Journal of Information Science*, 38(2), 189-200.
- Evaluation and Assessment Capability (EAC) | NSF – National Science Foundation*. (2019). Retrieved from Nsf.gov website: <https://www.nsf.gov/od/oia/eac/resources.jsp>.
- Falakmasir, M. H., Hsiao, I. H., Mazzola, L., Grant, N., & Brusilovsky, P. (2012, July). The impact of social performance visualization on students. In *2012 IEEE 12th International Conference on Advanced Learning Technologies* (pp. 565-569). IEEE.
- Feidakis, M. (2016). A Review of Emotion-Aware Systems for e-Learning in Virtual Environments A2 - Caballé, Santi. In R. Clarisó (Ed.). *Formative assessment, learning data analytics and gamification* (pp. 217-242). Boston: Academic Press.
- Feng, Z., González, V. A., Amor, R., Lovreglio, R., & Cabrera-Guerrero, G. (2018). Immersive virtual reality serious games for evacuation training and research: A systematic literature review. *Computers & Education*, 127, 252-266. <https://doi-org.ezproxy1.lib.asu.edu/10.1016/j.compedu.2018.09.002>
- Ferguson, R. (2012). Learning analytics: drivers, developments, and challenges. *International Journal of Technology Enhanced Learning*, 4(5/6), 304-317. doi: 10.1504/ijtel.2012.051816
- Few, S. (2006). *Information dashboard design: The effective visual communication of data* (1st ed.). Cambridge, MA: O'Reilly.

- Ferguson, R. (2012). Learning analytics: drivers, developments, and challenges. *International Journal of Technology Enhanced Learning*, 4(5/6), 304-317.
- Few, S. (2006). *Information dashboard design: The effective visual communication of data* (1st ed.). Cambridge, MA: O'Reilly.
- Few, S. (2013). *Information dashboard design: Displaying data for at-a-glance monitoring* (Vol. 5). Burlingame, CA: Analytics Press.
- Fidalgo-Blanco, Á., Sein-Echaluce, M. L., García-Peñalvo, F. J., & Conde, M. Á. (2015). Using Learning Analytics to improve teamwork assessment. *Computers in Human Behavior*, 47, 149-156.
- Fineman, A. (2014). What we post online is forever, and we need a reminder. Retrieved from <https://www.inc.com/meredith-fineman/what-we-post-online-is-forever-and-we-need-a-reminder.html>
- Fiorella, L., & Mayer, R. E. (2018). What works and doesn't work with instructional video. *Computers in Human Behavior*, 89, 465-470.
- Floratos, N., Guasch, T., & Espasa, A. (2015). Recommendations on Formative Assessment and Feedback Practices for stronger engagement in MOOCs. *Open Praxis*, 7(2), 141-152.
- Foloppe, D. A., Richard, P., Yamaguchi, T., Etcharry-Bouyx, F., & Allain, P. (2018). The potential of virtual reality-based training to enhance the functional autonomy of Alzheimer's disease patients in cooking activities: A single case study. *Neuropsychological Rehabilitation*, 28(5), 709-733. <https://doi-org.ezproxy1.lib.asu.edu/10.1080/09602011.2015.1094394>
- Forbes, D. (2017). Professional online presence and learning networks: Educating for ethical use of social media. *International Review of Research in Open and Distributed Learning*, 18(7), 175-190.
- Foung, D., & Chen, J. (2019). A learning analytics approach to the evaluation of an online learning package in a Hong Kong University. *The Electronic Journal of e-Learning*, 17(1), 11-24.
- Fournier, H., & Kop, R. (2015). MOOC Learning Experience Design: Issues and Challenges. *International Journal on E-Learning*, 14(3), 289-304.
- Frank, J. A., & Kapila, V. (2017). Mixed-reality learning environments: Integrating mobile interfaces with laboratory testbeds. *Computers & Education*, 110, 88-104. <https://doi-org.ezproxy1.lib.asu.edu/10.1016/j.compedu.2017.02.009>
- Freericks, J. K., Cutler, D., Kruse, A., & Vieira, L. B. (2019). Teaching quantum mechanics to over 28,000 nonscientists. *Physics Teacher*, 57(5), 326-329. <https://doi-org.ezproxy1.lib.asu.edu/10.1119/1.5098924>
- Freina, L., & Ott, M. (2015, April). A literature review on immersive virtual reality in education: state of the art and perspectives. In *The International Scientific Conference eLearning and Software for Education* (Vol. 1, No. 133, pp. 10-1007).
- Freitas, S. de, & Neumann, T. (2009). The use of 'exploratory learning' for supporting immersive learning in virtual environments. *Computers & Education*, 52(2), 343-352. <https://doi-org.ezproxy1.lib.asu.edu/10.1016/j.compedu.2008.09.010>
- Frias-Martinez, E., Chen, S. Y., & Liu, X. (2006). Survey of data mining approaches to user modeling for adaptive hypermedia. *IEEE Transactions on Systems, Man, and Cybernetics, Part C (Applications and Reviews)*, 36(6), 734-749.
- Frohberg, D., Göth, C. and Schwabe, G. (2009), Mobile Learning projects – a critical analysis of the state-of-the-art. *Journal of Computer Assisted Learning*, 25: 307-331. [doi:10.1111/j.1365-2729.2009.00315.x](https://doi.org/10.1111/j.1365-2729.2009.00315.x)
- Fuentes, G. (2018). Real readiness: Marine corps moves to investigate live-virtual-constructive training. *Sea Power*, 61(4), 33-35. Retrieved from <https://search-ebscohost-com.ezproxy1.lib.asu.edu/login.aspx?direct=true&db=mth&AN=129407056&site=ehost-live>

- Fung, L., Boet, S., Bould, M. D., Qosa, H., Perrier, L., Tricco, A., ... Reeves, S. (2015). Impact of crisis resource management simulation-based training for interprofessional and interdisciplinary teams: A systematic review. *Journal of Interprofessional Care*, 29(5), 433–444. <https://doi-org.ezproxy1.lib.asu.edu/10.3109/13561820.2015.1017555>
- Gallagher, P. S., Bannan, B., Blake-Plock, S., & Lewis, B. (2015). Embedding cyber-physical systems for assessing performance in training simulations. In *Proceedings of the Interservice/Industry Training, Simulation, and Education Conference (I/ITSEC)*.
- Garcia, E., Romero, C., Ventura, S., Gea, M. & de Castro, C. (2009, July). Collaborative Data Mining Tool for Education. Presented at *International Conference on Educational Data Mining (EDM) 2009*. Retrieved from <https://www.learntechlib.org/p/54708/>.
- Garcia, E., Romero, C., Ventura, S., Gea, M., & De Castro, C. (2009). Collaborative data mining tool for education. *International Working Group on Educational Data Mining*.
- Garcia-Zubia, J., Cuadros, J., Romero, S., Hernandez-Jayo, U., Orduna, P., Guenaga, M., ... Gustavsson, I. (2017). Empirical analysis of the use of the VISIR remote lab in teaching analog electronics. *IEEE Transactions on Education*, 60(2), 149–156. <https://doi-org.ezproxy1.lib.asu.edu/10.1109/TE.2016.2608790>
- Garrett, J.J. (2002). *The Elements of User Experience*. Berkeley, CA: New Riders Press.
- Garzón, J., & Acevedo, J. (2019). Meta-analysis of the impact of augmented reality on students' learning gains. *Educational Research Review*, 27, 244–260. <https://doi-org.ezproxy1.lib.asu.edu/10.1016/j.edurev.2019.04.001>
- Gdanetz, L. M., Hamer, M. K., Thomas, E., Tarasenko, L. M., Horton-Deutsch, S., & Jones, J. (2018). Technology, educator intention, and relationships in virtual learning spaces: A qualitative metasynthesis. *Journal of Nursing Education*, 57(4), 197–202. <https://doi-org.ezproxy1.lib.asu.edu/10.3928/01484834-20180322-02>
- Georgiou, Y., & Kyza, E. A. (2018). Relations between student motivation, immersion and learning outcomes in location-based augmented reality settings. *Computers in Human Behavior*, 89, 173–181. <https://doi-org.ezproxy1.lib.asu.edu/10.1016/j.chb.2018.08.011>
- Gervais, M. R. (2018). The synthetic training environment revolutionizes sustainment training. *Army Sustainment*, 24–29. Retrieved from <https://search-ebSCOhost-com.ezproxy1.lib.asu.edu/login.aspx?direct=true&db=aph&AN=131692357&site=ehost-live>
- Göbel, S., Hardy, S., Wendel, V., Mehm, F., & Steinmetz, R. (2010). Serious games for health: Personalized exergames. In *Proceedings of the 18th ACM International Conference on Multimedia* (pp. 1663-1666). ACM.
- Goggins, S. P., Jahnke, I., & Wulf, V. (2013). Computer-supported collaborative learning at the workplace. New York: Springer.
- Goldberg, B., Amburn, C., Ragusa, C., & Chen, D.-W. (2017). Modeling Expert Behavior in Support of an Adaptive Psychomotor Training Environment: A Marksmanship Use Case. *International Journal of Artificial Intelligence in Education*, 28(2), 194–224. doi: 10.1007/s40593-017-0155-y
- Gong, Y., Beck, J. E., & Heffernan, N. T. (2010). Comparing knowledge tracing and performance factor analysis by using multiple model fitting procedures. In *International conference on intelligent tutoring systems* (pp. 35-44). Springer, Berlin, Heidelberg.
- Goode, N., Salmon, P. M., & Lenné, M. G. (2013). Simulation-based driver and vehicle crew training: Applications, efficacy, and future directions. *Applied Ergonomics*, 44(3), 435–444. <https://doi-org.ezproxy1.lib.asu.edu/10.1016/j.apergo.2012.10.007>
- Goodwin, G. A., Murphy, J. S., & Medford, A. L. (2016). Support for training effectiveness assessment and data interoperability. *Proceedings from Interservice/Industry Training, Simulation, and Education Conference (I/ITSEC) 2016*.
- Goulding, J., Nadim, W., Petridis, P., & Alshawi, M. (2012). Construction industry offsite production: A virtual reality interactive training environment prototype. *Advanced*

- Engineering Informatics*, 26(1), 103–116. <https://doi-org.ezproxy1.lib.asu.edu/10.1016/j.aei.2011.09.004>
- Government Publishing Office. License: Creative Commons Attribution CC BY 4.0 IGO
- Graesser, A. C. (2019). Emotions are the experiential glue of learning environments in the 21st century. *Learning and Instruction*, 101212. doi: 10.1016/j.learninstruc.2019.05.009
- Graesser, A. C., Hu, X., Nye, B. D., VanLehn, K., Kumar, R., Heffernan, C., ... & Andrasik, F. (2018). ElectronixTutor: an intelligent tutoring system with multiple learning resources for electronics. *International journal of STEM education*, 5(1), 15.
- Graesser, A. C., Lu, S., Olde, B. A., Cooper-Pye, E., & Whitten, S. (2005). Question asking and eye tracking during cognitive disequilibrium: Comprehending illustrated texts on devices when the devices break down. *Memory & Cognition*, 33(7), 1235–1247. doi: 10.3758/bf03193225
- Graham, C. R. (2006). Blended learning systems: Definition, current trends, future directions. In C. J. Bonk and C. R. Graham (Eds.), *The handbook of blended learning: Global perspectives, local designs* (pp. 3-21). San Francisco, CA: Pfeiffer Publishing.
- Graham, C. R., & Dziuban, C. (2008). Blended learning environments. In J. M. Spector, M. D. Merrill, & J. J. G. Van Merriënboer (Eds.), *Handbook of research on educational communications and technology (3rd ed.)* (269-276). Mahwah, NJ: Lawrence Earlbaum Associates.
- Grasser, A. C., Lu, S., Jackson, G. T., Mitchell, H. H., Ventura, M., Olney, A., & Louwse, M. M. (2004). AutoTutor: A tutor with dialogue in natural language. *Behavior Research Methods, Instruments, & Computers*, 36(2), 180–192. <https://doi-org.ezproxy1.lib.asu.edu/10.3758/BF03195563>
- Greller, W., & Drachler, H. (2012). Translating Learning into Numbers: A Generic Framework for Learning Analytics. *Journal of Educational Technology & Society*, 15(3), 42–57.
- Greller, W., & Drachler, H. (2012). Translating learning into numbers: A generic framework for learning analytics. *Journal of Educational Technology & Society*, 15(3), 42–57.
- Grissom, S., McNally, M. F., & Naps, T. (2003). Algorithm visualization in CS education: Comparing levels of student engagement. In *Proceedings of the 2003 ACM symposium on Software visualization* (pp. 87-94). New York, NY: ACM.
- Hamid, S., Chang, S., & Kurnia, S. (2009). Identifying the use of online social networking in higher education. *n Ascilite* (pp. 6-9). Auckland.
- Han, S. J., Chae, C., Macko, P., Park, W., & Beyerlein, M. (2017). How virtual team leaders cope with creativity challenges. *European Journal of Training & Development*, 41(3), 261–276. <https://doi-org.ezproxy1.lib.asu.edu/10.1108/EJTD-10-2016-0073>
- Harley, A. (2015). Personas make users memorable for product team members. Retrieved from <https://www.nngroup.com/articles/persona/>
- Harper, F. M., Moy, D., & Konstan, J. A. (2009). Facts or friends? Distinguishing informational and conversational questions in social q & a sites. In *Proceedings of the SIGCHI conference on Human Factors in Computing Systems*. New York, NY: ACM
- Harper, J. (2015). Live, virtual, constructive training poised for growth. *National Defense*, C (745), 45–48. Retrieved from <https://search-ebsohost-com.ezproxy1.lib.asu.edu/login.aspx?direct=true&db=mth&AN=111425199&site=ehost-live>
- Hassenzahl, M. (2003). The thing and I: Understanding the relationship between user and product. In *Funology* (pp. 31-42). Dordrecht: Springer.
- Hassenzahl, M. (2007). The hedonic/pragmatic model of user experience. In *Towards a UX Manifesto. COST294-MAUSE affiliated workshop*, 10-14.
- Henderikx, M. A., Kreijns, K., & Kalz, M. (2017). Refining success and dropout in massive open online courses based on the intention-behavior gap. *Distance Education*, 38(3), 353-368.
- Hepperle, D., Weiß, Y., Siess, A., & Wölfel, M. (2019). 2D, 3D or speech? A case study on which user interface is preferable for what kind of object interaction in immersive virtual

- reality. *Computers & Graphics*, 82, 321–331. <https://doi-org.ezproxy1.lib.asu.edu/10.1016/j.cag.2019.06.003>
- Herbert, B., Ens, B., Weerasinghe, A., Billingham, M., & Wigley, G. (2018). Design considerations for combining augmented reality with intelligent tutors. *Computers & Graphics*, 77, 166–182. doi: 10.1016/j.cag.2018.09.017
- Heuristic Evaluation and Expert Reviews*. (n.d.). Retrieved from <https://www.usability.gov/how-to-and-tools/methods/heuristic-evaluation.html>
- Hill, D. (2016). Virtual reality headsets make their way into construction and design. *Civil Engineering*, 86(1), 37. Retrieved from <https://search-ebSCOhost-com.ezproxy1.lib.asu.edu/login.aspx?direct=true&db=aph&AN=112422785&site=ehost-live>
- Hill, N. T. M., Mowszowski, L., Naismith, S. L., Chadwick, V. L., Valenzuela, M., & Lampit, A. (2017). Computerized cognitive training in older adults with mild cognitive impairment or dementia: A systematic review and meta-analysis. *American Journal of Psychiatry*, 174(4), 329–340. <https://doi-org.ezproxy1.lib.asu.edu/10.1176/appi.ajp.2016.16030360>
- Ho, S-C., E. (2019). Social capital and education. Retrieved from <https://education.stateuniversity.com/pages/2427/Social-Capital-Education.html>
- Hongladarom, S. (2016). *Online Self: Externalism, Friendship and Games* (1 ed.). Cham, Switzerland: Springer International Publishing.
- Hood, N., Littlejohn, A. & Milligan, C. (2015) Context counts: How learners' contexts influence learning in a MOOC. *Computers & Education* 91: 83–91.
- Hoogerheide, V., Deijkers, L., Loyens, S. M. M., Heijltjes, A., & van Gog, T. (2016). Gaining from explaining: Learning improves from explaining to fictitious others on video, not from writing to them. *Contemporary Educational Psychology*, 44-45, 95-106.
- Hoogerheide, V., Loyens, S. M. M., & van Gog, T. (2014). Effects of creating video-based modeling examples on learning and transfer. *Learning and Instruction*, 33, 108-119.
- Hoogerheide, V., Loyens, S. M. M., & van Gog, T. (2016). Learning from video modeling examples. Does gender matter? *Instructional Science*, 44, 69-86.
- Hoogerheide, V., Renkl, A., Fiorella, L., Paas, F., & van Gog, T. (2019). Enhancing example-based learning: Teaching on video increases arousal and improves problem-solving performance. *Journal of Educational Psychology*, 111(1), 45-56.
- Hoogerheide, V., van Wermeskerken, M., Loyens, S. M. M., & van Gog, T. (2016). Learning from video modeling examples: Content kept equal, adults are more effective models than peers. *Learning and Instruction*, 44, 22-30.
- Hoogerheide, V., Visee, J., Lachner, A., & van Gog, T. (2019). Generating an instructional video as homework activity is both effective and enjoyable. *Learning and Instruction*, 64.
- Horton, W. (2011). *E-learning by design*. John Wiley & Sons.
- Hou, H.-T., Wu, S.-Y., Lin, P.-C., Sung, Y.-T., Lin, J.-W., & Chang, K.-E. (2014). A Blended Mobile Learning Environment for Museum Learning. *Educational Technology & Society*, 17 (2), 207–218.
- Howard, M. C. (2019). Virtual reality interventions for personal development: A meta-analysis of hardware and software. *Human-Computer Interaction*, 34(3), 205–239. <https://doi-org.ezproxy1.lib.asu.edu/10.1080/07370024.2018.1469408>
<https://webdocs.cs.ualberta.ca/~zaiane/postscript/CATE2001.pdf>
- Hruska, M., Medford, A., & Murphy, J. (2015). Learning ecosystems using the generalized intelligent framework for tutoring (GIFT) and the Experience API (xAPI). In *AIED Workshops*.
- Huang, Y. M., Chiu, P. S., Liu, T. C., & Chen, T. S. (2011). The design and implementation of a meaningful learning-based evaluation method for ubiquitous learning. *Computers & Education*, 57(4), 2291-2302.
- Hudson, J. (2017). Putting learning experience design into workplace learning [online]. *Training & Development*, 44(5), 7.

- Hug, T. (2007). *Didactics of microlearning: Concepts, discourses, and examples*. Münster; New York: Waxmann.
- Hug, T., Lindner, M., & Bruck, P.A. (2006). Microlearning: Emerging concepts, practices, and technologies after e-learning, In *Proceedings of Microlearning*. Innsbruck: Innsbruck University Press.
- Hwang, G., Wu, C., Tseng, J. C. R., & Huang, I. (2011). Development of a ubiquitous learning platform based on a real-time help-seeking mechanism. *British Journal of Educational Technology*, 42(6), 992-1002.
- Ibrahim, M. (2012). Effects of segmenting, signalling, and weeding on learning from educational video. *Learning, Media, and Technology*, 37(3).
- Imtinan, U., Chang, V., & Issa, T. (2013). Common Mobile Learning Characteristics-An Analysis of Mobile Learning Models and Frameworks. In *Proceedings of The International Conference Mobile Learning 2013* (pp. 3-11). IADIS Press.
- Inkpen, K., Chancellor, S., De Choudhury, M., Veale, M., & Baumer, E. P. (2019, May). Where is the human? Bridging the gap between AI and HCI. In *Extended Abstracts of the 2019 CHI Conference on Human Factors in Computing Systems* (pp. 1-9).
- Isaksen, G., & Hole, S. F. (2016). How to evaluate student motivation & engagement in e-learning. In *Proceedings of the Interservice/Industry Training, Simulation, and Education Conference (I/ITSEC)*.
- ISO FDIS 9241-210 (2009) Human-centred design process for interactive systems. ISO. Retrieved from <https://www.iso.org/standard/77520.html>.
- Jahnke, I., Lee, Y. M., Pham, M., He, H., & Austin, L. (2019). Unpacking the Inherent Design Principles of Mobile Microlearning. *Technology, Knowledge and Learning*, 1-35.
- Jamal, H. (2015). Mobile technology in a blended learning environment: A learning by doing approach. *Perspectives (TESOL Arabia)*, 23(2), 27-29.
- Jarrahi, M. H. (2018). Artificial intelligence and the future of work: human-AI symbiosis in organizational decision making. *Business Horizons*, 61(4), 577-586.
- Jenkins, J. M., & Keefe, J. W. (2002). A Special Section on Personalized Instruction Two Schools: Two Approaches to Personalized Learning. *Phi Delta Kappan*, 83(6), 449-456.
- Jivet, I., Scheffel, M., Specht, M., & Drachsler, H. (2018). License to evaluate: Preparing learning analytics dashboards for educational practice. In *Proceedings of the 8th International Conference on Learning Analytics and Knowledge* (pp. 31-40). New York, NY: ACM.
- Johnson, A., Nye, B. D., Zapata-Rivera, D., & Hu, X. (2017). Enabling intelligent tutoring system tracking with the Experience Application Programming Interface (xAPI). *Design Recommendations for Intelligent Tutoring Systems*, 41-45.
- Johnson, A., Nye, B. D., Zapata-Rivera, D., & Hu, X. (2017). Enabling intelligent tutoring system tracking with the Experience Application Programming Interface (xAPI). *Design Recommendations for Intelligent Tutoring Systems*, 41-45.
- Jordan, K. (2015) Massive open online course completion rates revisited: Assessment, length, and attrition. *The International Review of Research in Open and Distributed Learning* 16(3): 341-358.
- Jordan, K. (2014). Initial Trends in Enrolment and Completion of Massive Open Online Courses. *The International Review of Research in Open and Distance Learning*, 15(1), 133-159.
- Joy, B., Rykard, E., & Green, A. L. (2014). Integrating live, virtual, constructive enablers: U.S. army in Europe's ability to create a blended training environment. *Cavalry & Armor Journal*, 5(2), 12-17. Retrieved from <https://search-ebscohost-com.ezproxy1.lib.asu.edu/login.aspx?direct=true&db=mth&AN=97306108&site=ehost-live>
- Jungwon, Y., Jangwoo, P., & Jeha, R. (2010). A planar symmetric walking cancellation algorithm for a foot-platform locomotion interface. *International Journal of Robotics Research*, 29(1), 39-59. <https://doi-org.ezproxy1.lib.asu.edu/10.1177/0278364909104293>

- Ka-Chun, S., Best, B. J., Jong W. K., Oleynikov, D., Ritter, F. E., Siu, K.-C., & Kim, J. W. (2016). Adaptive virtual reality training to optimize military medical skills acquisition and retention. *Military Medicine*, *181*, 214–220. <https://doi-org.ezproxy1.lib.asu.edu/10.7205/MILMED-D-15-00164>
- Kamar, E. (2016). Directions in Hybrid Intelligence: Complementing AI Systems with Human Intelligence. In *IJCAI* (pp. 4070-4073).
- Kamilali, D., & Sofianopoulou, C. (2013). Lifelong Learning and Web 2.0: Microlearning and Self-Directed Learning. In *Proceedings of EDULEARN13 Conference* (pp. 0361-0366).
- Kamilali, D., & Sofianopoulou, C. (2015). Microlearning as Innovative Pedagogy for Mobile Learning in MOOCs. *International Association for Development of the Information Society*.
- Kammerer, Y., Brand-Gruwel, S., & Jarodzka, H. (2018). The future of learning by searching the web: Mobile, Social, and Multimodal. *Frontline Learning Research*, *6*(2), 81-91.
- Kang, Z., Dragoo, M. R., Yeagle, L., Shehab, R. L., Yuan, H., Ding, L., & West, S. G. (2018). Adaptive learning pedagogy of universal design for learning (UDL) for multimodal training. *Journal of Aviation/Aerospace Education & Research*, *27*(1), 23-48.
- Kapur, M. (2016). Examining productive failure, productive success, unproductive failure, and unproductive success in learning. *Educational Psychologist*, *51*(2), 289-299.
- Kasurinen, J., & Knutas, A. (2018). Publication trends in gamification: A systematic mapping study. *Computer Science Review*, *27*, 33-44.
- Kay, R. H. (2012). Exploring the use of video podcasts in education: A comprehensive review of the literature. *Computers in Human Behavior*, *28*, 820-831.
- Kearns, S. (2013). Snap-Courses: An Instructional Design Strategy for Aviation Mobile Learning. *Collegiate Aviation Review*, *31*(1), 69-78.
- Kearns, S. K. (2010). *E-learning in aviation*. Burlington, VT: Ashgate.
- Keim, D. A. (2002). Information visualization and visual data mining. *IEEE transactions on Visualization and Computer Graphics*, *8*(1), 1-8.
- Keim, D. A. (2002). Information visualization and visual data mining. *IEEE transactions on Visualization and Computer Graphics*, *8*(1), 1-8.
- Kerhwald, B. (2010). Being online: Social presence as subjectivity in online learning. *London Review of Education*, *8*(1), 39-50.
- Kerr, I. R., & Bornfreund, M. (2005). Buddy bots: How Turing's fast friends are undermining consumer privacy. *Presence: Teleoperators & Virtual Environments*, *14*(6), 647–655. <https://doi-org.ezproxy1.lib.asu.edu/10.1162/105474605775196544>
- Khan, R., Plahouras, J., Johnston, B. C., Scaffidi, M. A., Grover, S. C., & Walsh, C. M. (2019). Virtual reality simulation training in endoscopy: a Cochrane review and meta-analysis. *Endoscopy*, *51*(7), 653–664. <https://doi-org.ezproxy1.lib.asu.edu/10.1055/a-0894-4400>
- Kiili, K., de Freitas, S., Arnab, S., & Lainema, T. (2012). The design principles for flow experience in educational games. *Procedia Computer Science*, *15*, 78–91.
- Kim, B., Park, H., & Baek, Y. (2009). Not just fun, but serious strategies: Using meta-cognitive strategies in game-based learning. *Computers & Education*, *52*(4), 800–810. <https://doi-org.ezproxy1.lib.asu.edu/10.1016/j.compedu.2008.12.004>
- Kim, D. H., Kim, S., & Song, D. (2019). Can Pokémon GO catch brands? The fit effect of game characters and brands on efficacy of brand communications. *Journal of Marketing Communications*, *25*(6), 645–660. <https://doi-org.ezproxy1.lib.asu.edu/10.1080/13527266.2018.1471614>
- Kirshner, S., Weiss, P. L., & Tirosh, E. (2011). Meal-Maker: a virtual meal preparation environment for children with cerebral palsy. *European Journal of Special Needs Education*, *26*(3), 323–336. <https://doi-org.ezproxy1.lib.asu.edu/10.1080/08856257.2011.593826>
- Kizilcec, R. F., Pérez-Sanagustín, M., & Maldonado, J. J. (2017). Self-regulated learning strategies predict learner behavior and goal attainment in Massive Open Online Courses. *Computers & Education*, *104*, 18–33. doi: 10.1016/j.compedu.2016.10.001

- Kizilcek, R. F., Bailenson, J. N., & Gomez, C. J. (2015). The instructor's face in video instruction: Evidence from 2 large-scale field studies. *Journal of Educational Psychology, 107*(3), 724-739.
- Klemke, R., Eradze, M., & Antonaci, A. (2018). The flipped MOOC: Using gamification and learning analytics in MOOC designs- A conceptual approach. *Educational Sciences, 8*(25).
- Knemeyer, D. (2015). Design thinking and UX: Two sides of the same coin. *Interactions, 22*(5), 66-68.
- Ko, J. H. L. (2019). Four pedagogical dimensions for understanding flipped classroom practices in higher education: A systematic review. *Educational Sciences Theory and Practice, 19*(4), 14-33.
- Kobayashi, M. (2017). Students' media preferences in online learning. *Turkish Online Journal of Distance Education, 18*(3), 4-15.
- Kop, R. (2011) The challenges to connectivist learning on open online networks: Learning experiences during a massive open online course. *The International Review of Research in Open and Distance Learning, 12*(3). Retrieved from <http://www.irrodl.org/index.php/irrodl/article/view/882/1823>
- Korteling, H. J. E., Helsdingen, A. S., & Sluimer, R. R. (2017). An empirical evaluation of transfer-of-training of two flight simulation games. *Simulation & Gaming, 48*(1), 8-35. <https://doi-org.ezproxy1.lib.asu.edu/10.1177/1046878116671057>
- Koutropoulos, A., Gallagher, M. S., Abajian, S. C., de Waard, I., Hogue, R. J., Keskin, N. O., & Rodriguez, C. O. (2012). Emotive vocabulary in MOOCs: Context & participant retention. *European Journal of Open, Distance and E-Learning, 1*, 1-23.
- Kozikoğlu, İ. (2019). Analysis of the studies concerning flipped learning model: A comparative meta-synthesis study. *International Journal of Instruction, 12*, 851-868. [10.29333/iji.2019.12155a](https://doi.org/10.29333/iji.2019.12155a).
- Krug, S. (2010). *Rocket surgery made easy: The do-it-yourself guide to finding and fixing usability problems*. Berkeley, CA: New Riders Press.
- Krug, S. (2014). *Don't make me think revisited: A common sense approach to web usability*. Berkeley, CA: New Riders Press.
- Kukulska-Hulme, A. (2007). Mobile usability in educational contexts: What have we learnt? *The International Review of Research in Open and Distributed Learning, 8*(2).
- Kulh, T., & Zander, S. (2017). An inverted personalization effect when learning with multimedia: The case of aversive content. *Computers & Education, 108*, 71-84.
- Kulik, J. A., & Fletcher, J. D. (2016). Effectiveness of intelligent tutoring systems: a meta-analytic review. *Review of Educational Research, 86*(1), 42-78.
- Kulkarni, C., Wei, K. P., Le, H., Chia, D., Papadopoulos, K., Cheng, J., ... Klemmer, S. R. (2013). Peer and self-assessment in massive online classes. *ACM Transactions on Computer-Human Interaction, 20*(6), 1-31. doi: 10.1145/2505057
- Kumar, K. L., & Wideman, M. (2014). Accessible by design: Applying UDL principles in a first-year undergraduate course. *Canadian Journal of Higher Education, 44*(1), 125-147.
- Kurup, L. D., Joshi, A., & Shekhokar, N. (2016, March). A review on student modeling approaches in ITS. In *2016 3rd International Conference on Computing for Sustainable Global Development (INDIACom)* (pp. 2513-2517). IEEE.
- Lamprecht, E. (2019). The difference between UX and UI design - A layman's guide. Retrieved from <https://careerfoundry.com/en/blog/ux-design/the-difference-between-ux-and-ui-design-a-laymans-guide/>
- Lassagne, A., Kemeny, A., Posselt, J., & Merienne, F. (2019). Evaluation of spatial filtering algorithms for visual interactions in CAVEs. *IEEE Computer Graphics & Applications, 39*(1), 53-63. <https://doi-org.ezproxy1.lib.asu.edu/10.1109/MCG.2018.2877111>
- Lau, W. W. F. (2017). Effects of social media usage and social media multitasking on the academic performance of university students. *Computers in Human Behavior, 68*, 286-291.

- LaViola, J., Williamson, B., Brooks, C., Veazanchin, S., Sottolare, R., & Garrity, P. (2015, December). Using augmented reality to tutor military tasks in the wild. In *Proceedings of the Interservice/Industry Training Simulation & Education Conference, Orlando, Florida*.
- Law, E., Roto, V., Vermeeren, A. P. O. S., Kort, J., & Hassenzahl, M. (2008). Towards a shared definition of user experience. *Proceeding of the Twenty-Sixth Annual CHI Conference Extended Abstracts on Human Factors in Computing Systems - CHI '08*.
- Levesque, P. (2012). Virtual leadership in nursing education. *Nurse Educator*, 37(5), 211–213. <https://doi-org.ezproxy1.lib.asu.edu/10.1097/NNE.0b013e318262abb6>
- Lewis, J. R. (2012). Usability testing. In *Handbook of Human Factors and Ergonomic* (pp. 1267-1312) s (4th ed.). Hoboken, NJ: John Wiley and Sons. Retrieved from <https://ebookcentral-proquest-com.ezproxy1.lib.asu.edu>
- Li, C., Jing, H., Yuan, C., Chen, B., & sun, Z. (2019). The effects of blended learning on knowledge, skills, and satisfaction in nursing students: A meta-analysis. *Nurse Education Today*, 82, 51-57.
- Li, H., Xiong, Y., Zang, X., L. Kornhaber, M., Lyu, Y., Chung, K. S., & K. Suen, H. (2016). Peer assessment in the digital age: a meta-analysis comparing peer and teacher ratings. *Assessment & Evaluation in Higher Education*, 41(2), 245-264.
- Li, I., Dey, A., & Forlizzi, J. (2010). A stage-based model of personal informatics systems. In *Proceedings of the SIGCHI conference on human factors in computing systems* (pp. 557-566). New York, NY: ACM.
- Li, I., Dey, A., Forlizzi, J., Höök, K., & Medynskiy, Y. (2011). Personal informatics and HCI: Design, theory, and social implications. In *CHI'11 Extended Abstracts on Human Factors in Computing Systems* (pp. 2417-2420). New York, NY: ACM.
- Li, W., Wang, F., Mayer, R. E., & Liu, H. (2019). Getting the point: Which kinds of gestures by pedagogical agents improve multimedia learning. *Journal of Educational Psychology*, Advance online publication. <http://dx.doi.org.ezproxy.libraries.wright.edu/10.1037/edu0000352>
- Liang, K., Liu, J. K., Lu, R., & Wong, D. S. (2018). Privacy concerns for photo sharing in online social networks. *IEEE Internet Computing*, 19(2), 58-63.
- Lim, K. C. (2015). Case Studies of xAPI Applications to E-Learning. In *the Twelfth International Conference on eLearning for Knowledge-Based Society* (pp. 3-1).
- Lim, Y. M., Ayesh, A., Stacey, M., and Chee, K. N. (2013) Designing learning management system to encourage e-learning sustainability. *Innovation and Transformation in Learning and Teaching*, pp. 76–83.
- Lin, H.-C. K., Wu, C.-H., & Hsueh, Y.-P. (2014). The influence of using affective tutoring system in accounting remedial instruction on learning performance and usability. *Computers in Human Behavior*, 41, 514–522. doi: 10.1016/j.chb.2014.09.052
- Lindner, M. (2007). What is microlearning? (Introductory Note). In *3rd Inter-national Microlearning 2007 Conference*. Innsbruck: Innsbruck University Press
- Littlepage, G. E., Hein, M. B., Moffett, R. G., Craig, P. A., Georgiou, A. M., & Moffett, R. G., 3rd. (2016). Team training for dynamic cross-functional teams in aviation: Behavioral, cognitive, and performance outcomes. *Human Factors*, 58(8), 1275–1288. <https://doi-org.ezproxy1.lib.asu.edu/10.1177/00187208166665200>
- Liu, Q., Peng, W., Zhang, F., Hu, R., Li, Y., & Yan, W. (2016). The effectiveness of blended learning in health professions: Systematic review and meta-analysis. *Journal of Medical Internet Research*, 18(1).
- Liyaganawardena, T. R., Adams, A. A., & Williams, S. A. (2013). MOOCs: A systematic study of the published literature 2008-2012. *International Review of Research in Open and Distance Learning*, 14(3), 202-227.
- Lochhead, I., & Hedley, N. (2019). Mixed reality emergency management: bringing virtual evacuation simulations into real-world built environments. *International Journal of Digital*

- Earth*, 12(2), 190–208. <https://doi-org.ezproxy1.lib.asu.edu/10.1080/17538947.2018.1425489>
- Long, R., Hruska, M., Medford, A. L., Murphy, J. S., Newton, C., Kilcullen, T., & Harvey, R. L. (2015). Adapting gunnery training using the experience API. In *Proceedings of the Interservice/Industry Training, Simulation, and Education Conference (IITSEC)*.
- Long, R., Medford, A., Diaz, G., Murphy, J., Ruprecht, C., Kilcullen, T., ... & Port Orange, F. L. (2016). Evaluating Adaptive Training for Teams using the Experience API. *MODSIM World 2016*.
- Lowe, R. (2004). Interrogations of a dynamic visualization during learning. *Learning and Instruction*, 14, 257-274.
- Lowell, V. L., & Alshammari, A. (2019). Experiential learning experiences in an online 3D virtual environment for mental health interviewing and diagnosis role-playing: a comparison of perceived learning across learning activities. *Educational Technology Research & Development*, 67(4), 825–854. <https://doi-org.ezproxy1.lib.asu.edu/10.1007/s11423-018-9632-8>
- Lu, M. (2008). Effectiveness of vocabulary learning via mobile phone. *Journal of computer assisted learning*, 24(6), 515-525.
- Lu, O. H. T., Huang, A. Y. Q., Huang, J. C. H., Lin, A. J. Q., Ogata, H., & Yang, S. J. H. (2018). Applying learning analytics for the early prediction of students' academic performance in blended learning. *Educational Technology & Society*, 21(2), 220-232.
- Luckin, R., Bligh, B., Manches, A., Ainsworth, C., Crook, C., & Noss, R. (2012). *Decoding learning: The proof, promise and potential of digital education*. London: NESTA.
- Luo, Y., Zhou, G., Li, J., & Xiao, X. (2018). A MOOC Video Viewing Behavior Analysis Algorithm. *Mathematical Problems in Engineering*, 1–7. <https://doi-org.ezproxy1.lib.asu.edu/10.1155/2018/7560805>
- Lusk, M. M., & Atkinson, R. K. (2007). Animated pedagogical agents: Does their degree of embodiment impact learning from static or animated worked examples? *Applied Cognitive Psychology*, 21, 747-764.
- Ma, W., Adesope, O. O., Nesbit, J. C., & Liu, Q. (2014). Intelligent tutoring systems and learning outcomes: A meta-analysis. *Journal of Educational Psychology*, 106(4), 901–918. <https://doi.org/10.1037/a0037123>
- MacHardy, Z., & Pardos, Z. A. (2015). Evaluating the relevance of educational videos using BKT and big data. In O. C. Santos, J. G. Boticario, C. Romero, M. Pechenizkiy, A. Merceron, P. Mitros, J. M. Luna, C. Mihaescu, P. Moreno, A. Hershkovitz, S. Ventura, & M. Desmarais (Eds.). *Proceedings of the 8th International Conference on Educational Data Mining*, Madrid, Spain. <http://educationaldatamining.org/EDM2015/index.php?page=proceedings>
- Mackey, T. P., & Ho, J. (2005). Implementing a convergent model for information literacy: combining research and web literacy. *Journal of Information Science*, 31(6), 541-555.
- Magal-Royo, T., Peris-Fajarnés, G., Tortajada, I., & Defez, B. (2007). Evaluation methods on usability of m-learning environments. *ijIM*. 1. Morville, P. *User Experience Design*. Retrieved from http://semanticstudios.com/user_experience_design/.
- Magnisalis, I., Demetriadis, S., & Karakostas, A. (2011). Adaptive and intelligent systems for collaborative learning support: A review of the field. *IEEE transactions on Learning Technologies*, 4(1), 5-20.
- Mahmoodi, J., Curdova, J., Henking, C., Kunz, M., Matic, K., Mohr, P., & Vovko, M. (2018). Internet users' valuation of enhanced data protection on social media: Which aspects of privacy are worth the most? *Frontiers in Psychology*, 9, 1-14.
- Mahmud, J., Nichols, J., & Drews, C. (2014). Home location identification of Twitter users. *ACM Transactions on Intelligent Systems and Technology*, 5(3).
- Mahon, T. (2019). Enabling live, virtual, and constructive training. *Military Technology*, 43(5), 30–32. Retrieved from <https://search-ebscohost->

- com.ezproxy1.lib.asu.edu/login.aspx?direct=true&db=aph&AN=136622621&site=ehost-live
- Mak, S., Williams, R., & Mackness, J. (2010). Blogs and forums as communication and learning tools in a MOOC. *In Networked Learning Conference*. University of Lancaster, Lancaster, 275-285.
- making the difference? *EDULEARN13 Proceedings*, 2609-2621.
- Malaga, R. A., & Koppel, N. B. (2017). A comparison of video formats for online teaching. *Contemporary Issues in Education Research*, 10(1), 7-12.
- Malekzadeh, M., Mustafa, M. B., & Lahsasna, A. (2015). A review of emotion regulation in intelligent tutoring systems. *Educational Technology & Society*, 18(4), 435-445.
- Manso-Vazquez, M., Caeiro-Rodriguez, M., & Llamas-Nistal, M. (2018). An xAPI applications profile to monitor self-regulated learning strategies. *IEEE Access*, 6, 42467-42481.
- Marek, M. W., & Skrabut, S. (2017). Privacy in educational use of social media in the U.S. *International Journal of E-Learning*, 16(3), 265-286.
- Margulis, S. T. (2011). Three theories of privacy: An overview. In S. Treptke & L. Reineke (Eds.). *Privacy Online*. Berlin: Springer-Verlag.
- Martelli, D., Xia, B., Prado, A., & Agrawal, S. K. (2019). Gait adaptations during overground walking and multidirectional oscillations of the visual field in a virtual reality headset. *Gait & Posture*, 67, 251-256. <https://doi-org.ezproxy1.lib.asu.edu/10.1016/j.gaitpost.2018.10.029>
- Martin, M. C., Martin, M. J., & Feldstein, A. P. (2017). Using Yellowdig in marketing courses: An analysis of individual contributions and social interactions in online classroom communities and their impact on student learning and engagement. *Global Journal of Business Pedagogy*, 1(1), 55-73.
- Matcha, W., Gasevic, D., & Pardo, A. (2019). A Systematic Review of Empirical Studies on Learning Analytics Dashboards: A Self-Regulated Learning Perspective. *IEEE Transactions on Learning Technologies*.
- Mawas, N. E., Gilliot, J.-M., Garlatti, S., Euler, R., & Pascual, S. (2018). Towards Personalized Content in Massive Open Online Courses. *Proceedings of the 10th International Conference on Computer Supported Education*. doi: 10.5220/0006816703310339
- Mayer, R. E. (2014). Principles based on social cues in multimedia learning: Personalization, voice, image, and embodiment principles. *The Cambridge Handbook of Multimedia Learning* (2nd ed.). R. E. Mayer (Ed.). New York, NY: Cambridge University Press.
- Mayer, R. E., & Pilegard, C. (2014). Principles for managing essential processing in multimedia learning: Segmenting, pre-training, and modality principles. *The Cambridge Handbook of Multimedia Learning* (2nd ed.). R. E. Mayer (Ed.). New York, NY: Cambridge University Press.
- McCarthy, J. (2010). Blended learning environments: Using social networking sites to enhance the first-year experience. *Australasian Journal of Educational Technology*, 26(6), 729-740.
- McGaghie, W. C., Issenberg, S. B., Petrusa, E. R., & Scalese, R. J. (2010). A critical review of simulation-based medical education research: 2003-2009. *Medical education*, 44(1), 50-63.
- McGee, P., & Reis, A. (2012). Blended course design: A synthesis of best practices. *Journal of Asynchronous Learning Networks*, 16(4), 7-22.
- McKiernan, B. J. (2013). Live, virtual, constructive, and gaming training strategy. *FIRE*S, 8-11. Retrieved from <https://search-ebscohost-com.ezproxy1.lib.asu.edu/login.aspx?direct=true&db=mth&AN=90357223&site=ehost-live>
- Means, B., Toyama, Y., Murphy, R., & Baki, M. (2013). The effectiveness of online and blended learning: A meta-analysis of the empirical literature. *Teachers College Record*, 115, 1-47.

- Medina-Flores, R., & Morales-Gamboa, R. (2015). Usability evaluation by experts of a learning management system. *IEEE Revista Iberoamericana de Tecnologías del Aprendizaje*, 10(4), 197-203.
- Megele, C. (2015). eABLE: Embedding social media in academic curriculum as a learning and assessment strategy to enhance students learning and e-professionalism. *Innovations in Education and Teaching International*, 52(4), 414-425.
- Mehdi Naqvi, S. A., Raza, M., Ybarra, V. T., Salehi, S., & Teodoriu, C. (2019). Using content analysis through simulation-based training for offshore (g) drilling operations: Implications for process safety. *Process Safety & Environmental Protection: Transactions of the Institution of Chemical Engineers Part B*, 121, 290–298. <https://doi-org.ezproxy1.lib.asu.edu/10.1016/j.psep.2018.10.016>
- Melby-Lervåg, M., Redick, T. S., & Hulme, C. (2016). Working memory training does not improve performance on measures of intelligence or other measures of “far transfer” evidence from a meta-analytic review. *Perspectives on Psychological Science*, 11(4), 512–534.
- Merchant, Z., Goetz, E. T., Cifuentes, L., Keeney-Kennicutt, W., & Davis, T. J. (2014). Effectiveness of virtual reality-based instruction on students’ learning outcomes in K-12 and higher education: A meta-analysis. *Computers & Education*, 70, 29–40. <https://doi-org.ezproxy1.lib.asu.edu/10.1016/j.compedu.2013.07.033>
- Millichap, N., & Vogt, K. (2012). Building blocks for college completion: Blended learning. *EDUCAUSE Review*, 1-20.
- Milligan, C., Littlejohn, A., & Margaryan, A. (2013). Patterns of engagement in connectivist MOOCs. *Journal of Online Learning and Teaching*, 9(2), 149-159.
- Miner, J., & Stefaniak, J. E. (2018). Learning via video in higher education: An exploration of instructor and student perceptions. *Journal of University Teaching & Learning Practice*, 15(2), Article 2.
- Mitrovic, A., Martin, B., & Suraweera, P. (2007). Intelligent Tutors for All: The Constraint-Based Approach. *IEEE Intelligent Systems*, 22(4), 38–45. doi: 10.1109/mis.2007.74
- Mohammed, G. S., Wakil, K., & Nawroly, S. S. (2018). The effectiveness of microlearning to improve students’ learning ability. *International Journal of Educational Research Review*, 3(3), 32-38.
- Monroy, R., Lutz, S., Chalasani, T., & Smolic, A. (2018). SalNet360: Saliency maps for omnidirectional images with CNN. *Signal Processing: Image Communication*, 69, 26–34. <https://doi-org.ezproxy1.lib.asu.edu/10.1016/j.image.2018.05.005>
- Moorhead, S. A., Hazlett, D. E., Harrison, L., Carroll, J. K., Irwin, A., & Hoving, C. (2013). A new dimension of health care: Systematic review of the uses, benefits, and limitations of social media for health communication. *Journal of Medical Internet Research*, 15(4), e85.
- Moorhouse, N., tom Dieck, M. C., & Jung, T. (2019). An experiential view to children learning in museums with Augmented Reality. *Museum Management & Curatorship*, 34(4), 402–418. <https://doi-org.ezproxy1.lib.asu.edu/10.1080/09647775.2019.1578991>
- Moran, M., Seaman, J., Tinti-Kane, H., & The Babson Research Group. (2011). *Teaching, learning, and sharing: How today's higher education faculty use social media*. Boston, MA: Pearson Learning.
- Morris, M. R., Teevan, J., & Panovich, K. (2010). What do people ask their social networks, and why? A survey study of status message q&a behavior. In *Proceedings of the SIGCHI conference on Human Factors in Computing Systems*, (pp. 1739-1748). New York, NY: ACM
- Morris, S. K. (2010). *A comparison of learning outcomes in traditional lecture-based versus blended course module using a business simulator with high cognitive load* (Doctoral Dissertation). Retrieved from ProQuest, L. L. C. (ED524506)
- Moskal, P., Dziuban, C., & Hartman, J. (2012). Blended learning: A dangerous idea? *Internet and Higher Education*, 18, 15-23.

- Moten Jr, J., Fitterer, A., Brazier, E., Leonard, J., & Brown, A. (2013). Examining online college cyber cheating methods and prevention measures. *Electronic Journal of E-learning, 11*(2), 139-146.
- Moule, J. (2012). Killer UX design: Create user experiences to wow your visitors. *SitePoint*. VIC, Australia.
- Mullins, C. (2015). Responsive, mobile app, mobile first: Untangling the UX design web in practical experience. *Proceedings of the 33rd Annual International Conference on the Design of Communication - SIGDOC '15*.
- Muñoz-Organero, M., Muñoz-Merino, P. J., & Kloos, C. D. (2011). Sending learning pills to mobile devices in class to enhance student performance and motivation in network services configuration courses. *IEEE transactions on Education, 55*(1), 83-87.
- Münzer, S., & Zadeh, M. V. (2016). Acquisition of spatial knowledge through self-directed interaction with a virtual model of a multi-level building: Effects of training and individual differences. *Computers in Human Behavior, 64*, 191–205. <https://doi-org.ezproxy1.lib.asu.edu/10.1016/j.chb.2016.06.047>
- Murphy, J., Hannigan, F., Hruska, M., Medford, A., & Diaz, G. (2016). Leveraging interoperable data to improve training effectiveness using the Experience API (xAPI). In *International Conference on Augmented Cognition* (pp. 46-54). Cham: Springer.
- Murphy, M., Curtis, K., Lam, M. K., Palmer, C. S., Hsu, J., & McCloughen, A. (2018). Simulation-based multidisciplinary team training decreases time to critical operations for trauma patients. *Injury, 49*(5), 953–958. <https://doi-org.ezproxy1.lib.asu.edu/10.1016/j.injury.2018.01.009>
- Murray, K., Berking, P., Haag, J., & Hruska, N. (2012). Mobile Learning and ADL's Experience API. *Connections, 12*(1), 45-50.
- Musharraf, M., Khan, F., & Veitch, B. (2019). Validating human behavior representation model of general personnel during offshore emergency situations. *Fire Technology, 55*(2), 643–665. <https://doi-org.ezproxy1.lib.asu.edu/10.1007/s10694-018-0784-1>
- Nakamura, W. T., Marques, L. C., Rivero, L., de Oliveira, E. H. T., & Conte, T. (2019). Are scale-based techniques enough for learners to convey their UX when using a learning management system? *Revista Brasileira de Informática Na Educação, 27*(1), 104–131. <https://doi-org.ezproxy1.lib.asu.edu/10.5753/RBIE.2019.27.01.104>
- Nandigam, D., Tirumala, S. S., & Baghaei, N. (2014). Personalized learning: Current status and potential. In *2014 IEEE Conference on e-Learning, e-Management, and e-Services (IC3e)* (pp. 111-116). IEEE.
- Nawrot, I., & Doucet, A. (2014). Building engagement for MOOC students. *Proceedings of the 23rd International Conference on World Wide Web - WWW 14 Companion*. doi: 10.1145/2567948.2580054
- Negut, A., Matu, S., Sava, F. A., & David, D. (2016). Task difficulty of virtual reality-based assessment tools compared to classical paper-and-pencil or computerized measures: A meta-analytic approach. *Computers in Human Behavior, 54*, 414–424. <https://doi-org.ezproxy1.lib.asu.edu/10.1016/j.chb.2015.08.029>
- Nelson, B. C., & Ketelhut, D. J. (2007). Scientific Inquiry in Educational Multi-user Virtual Environments. *Educational Psychology Review, 19*(3), 265–283. <https://doi-org.ezproxy1.lib.asu.edu/10.1007/s10648-007-9048-1>
- Neustupa, Z., Danel, R., & Řepka, M. (2011). Modelling and control of coal opencast mining using virtual reality. *Proceedings of the International Multidisciplinary Scientific GeoConference SGEM, 1*, 853–860. <https://doi-org.ezproxy1.lib.asu.edu/10.5593/sgem2011>
- Newman, L., Wagner, M., Knokey, A.-M., Marder, C., Nagle, K., Shaver, D., & Wei, X. (2011). The post-high school outcomes of young adults with disabilities up to 8 years after high school: A report from the national longitudinal transition study-2 (NLTS2). *National Center for Special Education Research*. Retrieved from <http://eric.ed.gov/?id=ED524044>.

- Nguyen, D., Smith, N. A., & Rose, C. P. (2011). Author age prediction from text using linear regression. *Proceedings of the 5th ACL-HLT Workshop on Language Technology for Cultural Heritage, Social Sciences, and Humanities*, 115-123.
- Nichols, M. (2016). A comparison of two online learning systems. *Journal of Open, Flexible & Distance Learning*, 20(1), 19–32. Retrieved from <https://search-ebscohost-com.ezproxy1.lib.asu.edu/login.aspx?direct=true&db=aph&AN=119250301&site=ehost-live>
- Nie, N. H. (2001). Sociability, interpersonal relations, and the internet: reconciling conflicting findings. *American Behavioral Scientist*, 45(3), 420-435.
- Nielsen, J. & Budiu, R. (2013). *Mobile Usability*. Berkeley, CA: New Riders Press.
- Nielsen, J. (1993). *Usability Engineering*. San Diego, CA: Academic Press.
- Nielsen, J. (1995). *Heuristics for User Interface Design*, 10. Retrieved <https://www.nngroup.com/articles/ten-usability-heuristics/>
- Nielsen, J., & Molich, R. (1989). Teaching user interface design based on usability engineering. *ACM SIGCHI Bulletin*, 21(1), 45-48.
- Nikou, S. A., & Economides, A. A. (2018). Mobile-based micro-learning and assessment: Impact on learning performance and motivation of high school students. *Journal of Computer Assisted Learning*, 34(3), 269-278.
- Norman, D., Nielsen, J. (n.d.). *The Definition of User Experience*. Retrieved from <https://www.nngroup.com/articles/definition-user-experience/>.
- Norris, M. W., Spicer, K., & Byrd, T. (2019). Virtual reality: The new pathway for effective safety training. *Professional Safety*, 64(6), 36–39. Retrieved from <https://search-ebscohost-com.ezproxy1.lib.asu.edu/login.aspx?direct=true&db=aph&AN=136797038&site=ehost-live>
- Northey, G., Bucic, T., Chylinski, M., & Govind, R. (2015). Increasing student engagement using asynchronous learning. *Journal of Marketing Education*, 37(3), 171-180.
- Nwana, H. S. (1990). Intelligent tutoring systems: an overview. *Artificial Intelligence Review*, 4(4), 251-277.
- O’Leary, D. A., Shattuck, J., & Kubby, J. (2012). An online, interactive renewable energy laboratory. *IEEE Transactions on Education*, 55(4), 559–565. <https://doi-org.ezproxy1.lib.asu.edu/10.1109/TE.2012.2198063>
- O’Malley, P. J., Agger, J. R., & Anderson, M. W. (2015). Teaching a chemistry MOOC with a virtual laboratory: Lessons learned from an introductory physical chemistry course. *Journal of Chemical Education*, 92(10), 1661–1666. <https://doi-org.ezproxy1.lib.asu.edu/10.1021/acs.jchemed.5b00118>
- O’Toole, R. (2013). Pedagogical strategies and technologies for peer assessment in Massively Open Online Courses (MOOCs). Unpublished discussion paper. University of Warwick, Coventry. Retrieved from <http://wrap.warwick.ac.uk/54602>.
- Ochoa, X. (2017). Multimodal learning analytics. In C. Lang, G. Siemens, A. F. Wise & D. Gasevic (Eds.), *The Handbook of Learning Analytics* (1st ed. pp. 129-141). Society for Learning Analytics.
- Ogata, H., Matsuka, Y., El-Bishouty, M. M., & Yano, Y. (2009). LORAMS: Linking physical objects and videos for capturing and sharing learning experiences towards ubiquitous learning. *International Journal of Mobile Learning and Organisation*, 3(4), 337–350.
- Oztok, M., Zingaro, D., Makos, A., Brett, C., & Hewitt, J. (2015). Capitalizing on social presence: The relationship between social capital and social presence. *Internet and Higher Education*, 26, 19-24.
- Pak, B., & Verbeke, J. (2013). Redesigning the Urban Design Studio: The learning experiments. *Journal of Learning Design*, 6(3), 45-62.
- Pane, J., Steiner, E., Baird, M., & Hamilton, L. (2015). Continued Progress: Promising Evidence on Personalized Learning. *RAND Corporation*. Retrieved from <http://www.jstor.org/stable/10.7249/j.ctt19w73mb>

- Panopto (2019). Retrieved from <https://www.panopto.com/blog/what-is-blended-learning/>
- Papamitsiou, Z., & Economides, A. A. (2014). Learning analytics and educational data mining in practice: A systematic literature review of empirical evidence. *Journal of Educational Technology & Society*, 17(4), 49-64.
- Papamitsiou, Z., & Economides, A. A. (2014). Learning analytics and educational data mining in practice: A systematic literature review of empirical evidence. *Journal of Educational Technology & Society*, 17(4), 49-64.
- Pardo, A., & Siemens, G. (2014). Ethical and privacy principles for learning analytics. *British Journal of Educational Technology*, 45(3), 438-450.
- Pardo, A., Jovanovic, J., Dawson, S., Gasevic, D., & Mirriahi, N. (2019). Using learning analytics to scale the provision of personalized feedback. *British Journal of Educational Technology*, 50(1), 128-138.
- Park, J., Han, S. H., Kim, H. K., Cho, Y., & Park, W. (2011). Developing elements of user experience for mobile phones and services: Survey, interview, and observation approaches. *Human Factors and Ergonomics in Manufacturing & Service Industries*, 23(4), 279-293.
- Park, Y., Yu, J. H., & Jo, I-H. (2016). Clustering blended learning courses by online behavior data: A case study in a Korean higher education institute. *Internet and Higher Education*, 29, 1-11.
- Parsons, T. D., Duffield, T., & Asbee, J. (2019). A comparison of virtual reality classroom continuous performance tests to traditional continuous performance tests in delineating ADHD: A meta-analysis. *Neuropsychology Review*, 29(3), 338-356. <https://doi-org.ezproxyl.lib.asu.edu/10.1007/s11065-019-09407-6>
- Patzer, Y., & Pinkwart, N. (2017). Inclusive e-learning-towards an integrated system design. In *AAATE Conference* (pp. 878-885).
- Pekrun, R. (2006). The Control-Value Theory of Achievement Emotions: Assumptions, Corollaries, and Implications for Educational Research and Practice. *Educational Psychology Review*, 18(4), 315-341. doi: 10.1007/s10648-006-9029-9
- Pennington, B. (2015). ERM UX: Electronic resources management and the user experience. *Serials Review*, 41(3), 194-198. <https://doi-org.ezproxyl.lib.asu.edu/10.1080/00987913.2015.1069527>
- Perrin, A., & Anderson, M. (2019). Share of U.S. adults using social media, including Facebook, is mostly unchanged since 2018. Retrieved from <https://www.pewresearch.org/fact-tank/2019/04/10/share-of-u-s-adults-using-social-media-including-facebook-is-mostly-unchanged-since-2018/>
- Peterson, M. (2010). Computerized games and simulations in computer-assisted language learning: A meta-analysis of research. *Simulation & Gaming*, 41(1), 72-93. <https://doi-org.ezproxyl.lib.asu.edu/10.1177/1046878109355684>
- Picard, R. W. (1997). *Affective computing*. MIT Press, Cambridge, MA, USA.
- Pimmer, C., & Pachler, N. (2014). Mobile learning in the workplace: Unlocking the value of mobile technology for work-based education. In M. Ally, & A. Tsinakos (Eds.), *Perspectives on open and distance learning: Increasing access through mobile learning* (pp. 193-204). Athabasca University Press.
- Pimmer, C., Mateescu, M., & Gröhbiel, U. (2016). Mobile and ubiquitous learning in higher education settings. A systematic review of empirical studies. *Computers in Human Behavior*, 63, 490-501.
- Poltrack, J., Hruska, N., Johnson, A., & Haag, J. (2012). The next generation of scorm: Innovation for the global force. In *The Interservice/Industry Training, Simulation & Education Conference (I/ITSEC)* (Vol. 2012, No. 1). Orlando: National Training System Association.
- Powell, L. M., Wimmer, H., Rebman, C., & Abdul al, C. (2019). Learner security and privacy risks: How usage of online social media outside a learning management system affects learners' digital identity. *Issues in Information systems*, 20(4), 1-7.

- Presnall, A., & Radivojevic, V. (2018). Learning analytics with xAPI in a multinational military exercise. In *Proceedings of the Interservice/Industry Training, Simulation, and Education Conference (IITSEC)*.
- Pridmore, J., & Overocker, J. (2014). Privacy in virtual worlds: A US perspective. *Journal of Virtual Worlds Research*, 7(1), 1–14. <https://doi-org.ezproxy1.lib.asu.edu/10.4101/jvwr.v7i1.7067>
- Prnewswire.com (2018). Security Scorecard report finds U. S. education system ranks last for cybersecurity among 17 U.S. industries. Retrieved from <https://www.prnewswire.com/news-releases/securityscorecard-report-finds-us-education-system-ranks-last-for-cybersecurity-among-17-us-industries-300764506.html>
- Punnarumol, T. (2015). Classification of collaborative interactions in web-based learning environment using KNN and local dynamic behavior. *Proceedings of the Multidisciplinary Academic Conference*, 1–9. Retrieved from <https://search.ebscohost-com.ezproxy1.lib.asu.edu/login.aspx?direct=true&db=aph&AN=111482232&site=ehost-live>
- Pursel, B., Zhang, L., Jablokow, K., Choi, G., & Velegol, D. (2016). Understanding MOOC students: Motivations and behaviours indicative of MOOC completion. *Journal of Computer Assisted Learning*, 32(3), 202-217.
- Putnam, R. (2000). *Bowling Alone: The Collapse and Revival of American Community*. New York, NY: Touchstone.
- Quesenbery, W. (2002). Using the 5 e's to understand users. Retrieved from <https://www.wqusability.com/articles/getting-started.html>.
- Rao, K., Ok, M. W., & Bryant, B. R. (2014). A review of research on universal design educational models. *Remedial and Special Education*, 0741932513518980. <https://doi.org/10.1177/0741932513518980>.
- Ravizza, S. M., Hambrick, D. Z., & Fenn, K. M. (2014). Non-academic internet use in the classroom is negatively related to classroom learning regardless of intellectual ability. *Computers & Education*, 78, 109-114.
- Raybourn, E. M. (2014). A new paradigm for serious games: Transmedia learning for more effective training and education. *Journal of Computational Science*, 5(3), 471-481.
- Reeves, T. C. (2000). Alternative assessment approaches for online learning environments in higher education. *Journal of Educational Computing Research*, 23(1), 101-111.]
- Reich, J. (2014, December 8). MOOC completion and retention in the context of student intent. *Educause Review Online*.
- Renniger, K. A., & Hidi, S. E. (2016). *The power of interest for motivation and learning*. New York: Routledge.
- Rezazadeh, I. M., Wang, X., Firoozabadi, M., & Hashemi Golpayegani, M. R. (2011). Using affective human-machine interface to increase the operation performance in virtual construction crane training system: A novel approach. *Automation in Construction*, 20(3), 289–298. <https://doi-org.ezproxy1.lib.asu.edu/10.1016/j.autcon.2010.10.005>
- Ribble, M., Bailey, G. D., Ross, T. W. (2004). Digital citizenship: Addressing appropriate technology behavior. *Learning and Leading with Technology*, 32(1), 6-12.
- Ritz, L., & Buss, A. (2016). A framework for aligning instructional design strategies with affordances of CAVE immersive virtual reality systems. *TechTrends: Linking Research & Practice to Improve Learning*, 60(6), 549–556. <https://doi-org.ezproxy1.lib.asu.edu/10.1007/s11528-016-0085-9>
- Roblyer, M. D., McDaniel, M., Webb, M., Herman, J., & Witty, J. V. (2010). Findings on Facebook in higher education: A comparison of college faculty and student uses and perceptions of social networking sites. *Internet and Higher Education*, 13, 134-140.
- Roby, T., Ashe, S., Singh, N., & Clark, C. (2013). Shaping the online experience: How administrators can influence student and instructor perceptions through policy and practice. *Internet and Higher Education*, 17, 29-37.

- Romero, C., & Ventura, S. (2010). Educational data mining: a review of the state-of-the-art. *IEEE Transactions on Systems, Man, and Cybernetics, Part C (Applications and Reviews)*, 40(6), 601-618.
- Romero, C., Ventura, S., Pechenizkiy, M., & Baker, R. S. (Eds.). (2010). *Handbook of educational data mining*. Boca Raton, FL: CRC press.
- Romero-Hall, E. (2017). Posting, sharing, networking, and connecting: Use of social media content by graduate students. *TechTrends*, 61, 580-588
- Roscoe, R. D., Allen, L. K., Weston, J. L., Crossley, S. A., and McNamara, D. S. (2014). The Writing Pal intelligent tutoring system: Usability testing and development. *Computers and Composition*, 34, 39-59.
- Roscoe, R. D., Branaghan, R. J., Cooke, N. J., & Craig, S. D. (2017). Human systems engineering and educational technology. *End-User Considerations in Educational Technology Design*, 1-34.
- Rosenman, E. D., Vrablik, M. C., Broliar, S. M., Chipman, A. K., & Fernandez, R. (2019). Targeted simulation-based leadership training for trauma team leaders. *Western Journal of Emergency Medicine: Integrating Emergency Care with Population Health*, 20(3), 520-526. <https://doi-org.ezproxy1.lib.asu.edu/10.5811/westjem.2019.2.41405>
- Rourke, L., Anderson, T., Garrison, D. R., & Archer, W. (1999). Assessing social presence in asynchronous text-based computer conferencing. *Journal of Distance Education*, 14(2), 50-71.
- Rovai, A. P. (2002b). Sense of community perceived cognitive learning, and persistence in asynchronous learning networks. *The Internet and Higher Education*, 5(4), 319-332.
- Rowe, N. C. (2004). Cheating in online student assessment: Beyond plagiarism. *Online Journal of Distance Learning Administration*, 7(2).
- Ruch, W. (1995). Will the real relationship between facial expression and affective experience please stand up: The case of exhilaration. *Cognition & Emotion*, 9(1), 33-58.
- Rudestam, Schoenholtz-Read, Rudestam, Kjell Erik, & Schoenholtz-Read, Judith. (2002). *Handbook of online learning: Innovations in higher education and corporate training*. Thousand Oaks, Calif.: Sage Publications.
- Ruipérez-Valiente, J. A., Muñoz-Merino, P. J., Leony, D., & Kloos, C. D. (2015). ALAS-KA: A learning analytics extension for better understanding the learning process in the Khan Academy platform. *Computers in Human Behavior*, 47, 139-148.
- Rybas, S. (2008). *Community revisited: Invoking the subjectivity of the online learner* (Doctoral Dissertation). Retrieved from https://etd.ohiolink.edu/!etd.send_file?accession=bgsu1213152492&disposition=inline
- Salehan, M., & Negahban, A. (2013). Social networking on smartphones: When mobile phones become addictive. *Computers in Human Behavior*, 29, 2632-2639.
- Salmeron, L., Macedo-Rouet, M., & Rouet, J.-F. (2016). Multiple viewpoints increase students' attention to source features in social question and answer forum messages. *Journal of the Association for Information Science and Technology*, 67, 2404-2419.
- Salmeron-Majadas, S., Santos, O. C., & Boticario, J. G. (2014). An Evaluation of Mouse and Keyboard Interaction Indicators towards Non-intrusive and Low-Cost Affective Modeling in an Educational Context. *Procedia Computer Science*, 35, 691-700. doi: 10.1016/j.procs.2014.08.151
- Salmon, G., Pechenkina, E., Chase, A. M., & Ross, B. (2017). Designing Massive Open Online Courses to take account of participant motivations and expectations. *British Journal of Educational Technology*, 48(6), 1284-1294.
- Sánchez-Gordón, S., & Luján-Mora, S. (2014). Web accessibility requirements for massive open online courses. *Actas del V Congreso Internacional sobre Calidad y Accesibilidad de la Formación Virtual (CAFVIR 2014): Antigua, Guatemala*. Guatemala: Universidad Galileo, Departamento GES.

- Sansone, N., & Cesareni, D. (2019). Which learning analytics for a soci-constructivist teaching and learning blended experience. *Journal of e-Learning and Knowledge Society*, 15(3), 319-329.
- Santally, M. I., & Goorah, S. (2012). Investigation of student understanding and learning in multimedia presentations using human and synthesized voices based on the 'voice principle'. *International Journal of Learning*, 18(11), 45-66.
- Santos, O. C., Salmeron-Majadas, S., & Boticario, J. G. (2013, July). Emotions detection from math exercises by combining several data sources. In *International Conference on Artificial Intelligence in Education* (pp. 742-745). Springer, Berlin, Heidelberg.
- Santoso, H. B., Schrepp, M., Isal, R., Utomo, A. Y., & Priyogi, B. (2016). Measuring user experience of the student-centered e-learning environment. *Journal of Educators Online*, 13(1), 58-79.
- Sari, E., & Tedjasaputra, A. (2018). Design thinking 101 for education. *Proceedings of the 4th International Conference on Human-Computer Interaction and User Experience in Indonesia, CHIUXID '18*, 119-122. Yogyakarta, Indonesia.
- Savic, G., & Konjovic, Z. (2009). Learning style-based personalization of SCORM e-learning courses. In *2009 7th International Symposium on Intelligent Systems and Informatics* (pp. 349-353). IEEE.
- Savic, G., & Konjovic, Z. (2009). Learning style-based personalization of SCORM e-learning courses. In *2009 7th International Symposium on Intelligent Systems and Informatics* (pp. 349-353). IEEE.
- Scagnoli, N. I., Choo, J., & Tian, J. (2019). Students' insights on the use of video lectures in online classes. *British Journal of Educational Technology*, 50(1), 399-414.
- Scharlat, J. (2013). Developing xAPI enabled virtual advisors. In *Proceedings of the Interservice/Industry Training, Simulation, and Education Conference (I/ITSEC)*.
- Schnotz, W., & Rasch, T. (2005). Enabling, facilitating, and inhibiting effects of animations in multimedia learning: Why reduction of cognitive load can have negative results on learning. *Educational Technology Research and Development*, 53(3), 47-58.
- Schoenack, L. (2013). A new framework for massive open online courses (MOOCs). *Journal of Adult Education*, 42(2), 98-103.
- Schreffler, J., Vasquez III, E., Chini, J., & James, W. (2019). Universal design for learning in postsecondary STEM education for students with disabilities: A systematic literature review. *International Journal of STEM Education*, 6(1), 8.
- Schroeder, N. L., Adesope, O. O., & Gilbert, R. B. (2013). How effective are pedagogical agents for learning? A meta-analytic review. *Journal of Educational Computing Research*. 49(1), 1-39.
- Schwendimann, B. A., Rodriguez-Triana, M. J., Vozniuk, A., Prieto, L. P., Boroujeni, M. S., Holzer, A., ... & Dillenbourg, P. (2016). Perceiving learning at a glance: A systematic literature review of learning dashboard research. *IEEE Transactions on Learning Technologies*, 10(1), 30-41.
- Schwienhorst, K. (2002). The aate of VR: A meta-analysis of virtual reality tools in second language acquisition. *Computer Assisted Language Learning*, 15(3), 221. <https://doi-org.ezproxyl.lib.asu.edu/10.1076/call.15.3.221.8186>
- Schworm, S., & Stiller, K. D. (2012). does personalization matter? The role of social cues in instructional explanations. *Intelligent Decision Technologies*, 7, 105-111.
- Sharples, M. (2019). *Practical pedagogy: 40 new ways to teach and learn*. Abingdon, Oxon: Routledge.
- Sharples, M., Taylor, J., & Vavoula, G. (2007). A theory of learning for the mobile age. In R. Andrews, & C. Haythornthwaite (Eds.), *The handbook of e-learning research*. London: Sage.

- Sharples, M., Taylor, J., & Vavoula, G. (2006). A theory of learning for the mobile age. *The sage handbook of e-learning research* (pp. 221-247). London: Sage Publications. doi: 10.4135/9781473955011
- Shea, P., Fredricksen, E., Pickett, A., Pelz, W., & Swan, K. (2001). Measures of learning effectiveness in the SUNY learning network. In *Proceedings of the 2001 Sloan-C International Conference on Asynchronous Learning Networks* (pp. 31-54). Needham, MA: Sloan C Press.
- Shi, Y., Du, J., Ahn, C. R., & Ragan, E. (2019). Impact assessment of reinforced learning methods on construction workers' fall risk behavior using virtual reality. *Automation in Construction, 104*, 197-214. <https://doi-org.ezproxy1.lib.asu.edu/10.1016/j.autcon.2019.04.015>
- Shneiderman, B. (1996). The eyes have it: A task by data type taxonomy for information visualizations. In *Proceedings 1996 IEEE symposium on visual languages* (pp. 336-343). IEEE.
- Shrader, S., Wu, M., Owens, D., & Santa Ana, K. (2016). Massive open online courses (MOOCs): Participant activity, demographics, and satisfaction. *Online Learning, 20*(2), 199-216.
- Shute V.J., Kim Y.J. (2014) Formative and Stealth Assessment. In *Handbook of Research on Educational Communications and Technology* (pp. 311-321). Springer, New York, NY, doi: https://doi-org.ezproxy1.lib.asu.edu/10.1007/978-1-4614-3185-5_25
- Shute, V. J. (2011). Stealth assessment in computer-based games to support learning. In S. Tobias & J. D. Fletcher (Eds.), *Computer Games and Instruction* (pp. 503-524). Charlotte: Information Age Publishing.
- Shute, V. J., & Kim, Y. J. (2014). Formative and stealth assessment. In J.M. Spector, M. D. Merrill, J. Van Merriënboer, & M. P. Driscoll (Eds.), *Handbook of research on educational communications and technology*. New York, NY: Springer.
- Siegle, D. (2019). Seeing is believing: Using virtual and augmented reality to enhance student learning. *Gifted Child Today, 42*(1), 46-52. <https://doi-org.ezproxy1.lib.asu.edu/10.1177/1076217518804854>
- Siemens, G., & Baker, R. S. (2012). Learning analytics and educational data mining: towards communication and collaboration. In *Proceedings of the 2nd international conference on learning analytics and knowledge* (pp. 252-254). New York, NY: ACM.
- Sinitski, E. H., Lemaire, E. D., & Baddour, N. (2015). Evaluation of motion platform embedded with force plate-instrumented treadmill. *Journal of Rehabilitation Research & Development, 52*(2), 221-233. <https://doi-org.ezproxy1.lib.asu.edu/10.1682/JRRD.2013.11.0244>
- Slade, S., & Prinsloo, P. (2013). Learning Analytics: Ethical Issues and Dilemmas. *American Behavioral Scientist, 57*(10), 1510-1529.
- Swan, K., Shen, J., & Hiltz, S. R. (2006). Assessment and collaboration in online learning. *Journal of Asynchronous Learning Networks, 10*(1), 45-62.
- Slavin, R. E., Lake, C., & Groff, C. (2009). Effective Programs in Middle and High School Mathematics: A Best-Evidence Synthesis. *Review of Educational Research, 79*(2), 839-911. doi: 10.3102/0034654308330968
- Smith, B., Gallagher, P. S., Schatz, S., & Vogel-Walcutt, J. (2018). Total learning architecture: moving into the future. In *Proceedings of the Interservice/Industry Training, Simulation, and Education Conference (IITSEC)*.
- Smith, G. G., & Kurthen, H. (2007). Front-stage and back-stage in hybrid e-learning face-to-face courses. *International Journal on E-learning, 6*(3), 455-474.
- Song, S. H., Antonelli, M., Fung, T. W. K., Armstrong, B. D., Chong, A., Lo, A., & Shi, B. E. (2019). Developing and assessing MATLAB exercises for active concept learning. *IEEE Transactions on Education, 62*(1), 2-10. <https://doi-org.ezproxy1.lib.asu.edu/10.1109/TE.2018.2811406>

- Song, Y., Wong, L. H., & Looi, C. K. (2012). Fostering personalized learning in science inquiry supported by mobile technologies. *Educational Technology Research and Development*, 60(4), 679-701.
- Sottolare, R. A., & Holden, H. K. (2013). Motivations for a generalized intelligent framework for tutoring (GIFT) for authoring, instruction, and analysis. In *AIED 2013 Workshops Proceedings* (Vol. 7, p. 1).
- Sottolare, R. A., & LaViola, J. (2015, December). Extending intelligent tutoring beyond the desktop to the psychomotor domain. In *Interservice/Industry Training, Simulation, and Education Conference (I/ITSEC) 2015*.
- Sottolare, R. A., Baker, R. S., Graesser, A. C., & Lester, J. C. (2018). Special Issue on the Generalized Intelligent Framework for Tutoring (GIFT): Creating a stable and flexible platform for Innovations in AIED research. *International Journal of Artificial Intelligence in Education*, 28(2), 139-151.
- Sottolare, R. A., Brawner, K. W., Goldberg, B. S., & Holden, H. K. (2012). The generalized intelligent framework for tutoring (GIFT). *Orlando, FL: US Army Research Laboratory–Human Research & Engineering Directorate (ARL-HRED)*.
- Sottolare, R. A., Long, R. A., & Goldberg, B. S. (2017). Enhancing the experience application program interface (xAPI) to improve domain competency modeling for adaptive instruction. In *Proceedings of the Fourth (2017) ACM Conference on Learning@Scale* (pp. 265-268). New York, NY: ACM.
- Sottolare, R., Hackett, M., Pike, W., & Laviola, J. (2016). Adaptive instruction for medical training in the psychomotor domain. *The Journal of Defense Modeling and Simulation: Applications, Methodology, Technology*, 14(4), 331–343. doi: 10.1177/1548512916668680
- Stacey, E., & Gerbic, P. (2008). Success factors for blended learning. *Proceedings Ascilite Melbourne 2008*. Retrieved from <http://citeseerx.ist.psu.edu/viewdoc/download?doi=10.1.1.467.6933&rep=rep1&type=pdf>
- Stanojević, V., & Stanojević, Č. (2016). Emergency response teams training in public health crisis - the seriousness of serious games. *Medicinski Pregled / Medical Review*, 69(7/8), 255–259. <https://doi-org.ezproxyl.lib.asu.edu/10.2298/MPNS1608255S>
- Steenbergen-Hu, S., & Cooper, H. (2013). A meta-analysis of the effectiveness of intelligent tutoring systems on K–12 students' mathematical learning. *Journal of Educational Psychology*, 105(4), 970–987. doi: 10.1037/a0032447
- Steenbergen-Hu, S., & Cooper, H. (2014). A meta-analysis of the effectiveness of intelligent tutoring systems on college students' academic learning. *Journal of Educational Psychology*, 106(2), 331–347. doi:10.1037/a0034752
- Stevens, B. (2019). Helping higher ed tackle today's cybersecurity challenges. *Lookoutblog*. Retrieved from <https://blog.lookout.com/higher-education-cybersecurity>
- Stiller, K. D., & Jedlicka, R. (2010). A kind of expertise reversal effect: Personalization effect can depend on domain-specific prior knowledge. *Australasian Journal of Educational Technology*, 26(1), 133-149.
- Stodd, J., & Reitz, E. (2019, March). Social Learning. In J. J. Walcutt & S. Schatz (Eds.). *Modernizing Learning: Building the Future Learning Ecosystem*. Washington, DC:
- Stöhr, C., Stathakarou, N., Mueller, F., Nifakos, S., & McGrath, C. (2019). Videos as learning objects in MOOCs: A study of specialist and non-specialist participants' video activity in MOOCs. *British Journal of Educational Technology*, 50(1), 166–176. <https://doi-org.ezproxyl.lib.asu.edu/10.1111/bjet.12623>
- Strachan, I. (2016). Live, virtual, and constructive (LVC) training solutions are on the up. *Military Technology*, 40(5), 20–23. Retrieved from <https://search-ebscohost-com.ezproxyl.lib.asu.edu/login.aspx?direct=true&db=aph&AN=115297461&site=ehost-live>

- Street, C. D., Koff, R., Fields, H., Kuehne, L., Handlin, L., Getty, M., & Parker, D. R. (2012). Expanding access to STEM for at-risk learners: A new application of universal design for instruction. *Journal of Postsecondary Education and Disability*, 25(4), 363–375.
- Suartama, I. K., Setyosari, P., & Ulfa, S. (2019). Development of an instructional design model for mobile blended learning in higher education. *International Journal of Emerging Technologies in Learning (ijET)*, 14, 4-22. 10.3991/ijet.v14i16.10633.
- Such, J. M., & Criado, N. (2018). Multiparty privacy in social media. *Communications of the ACM*, 61(8), 74-81.
- Sunar, A. S., Abdullah, N. A., White, S., & Davis, H. C. (2015). Personalisation of MOOCs: The state of the art. *System Usability Scale (SUS)*. (n.d.). Retrieved from <https://www.usability.gov/how-to-and-tools/methods/system-usability-scale.html>.
- Sung, E., & Mayer, R. E. (2012). Affective impact of navigational and signaling aids to e-learning. *Computers in human behavior*, 28(2), 473-483.
- Swan, K., Shen, J., & Hiltz, S. R. (2006). Assessment and collaboration in online learning. *Journal of Asynchronous Learning Networks*, 10(1), 45-62.
- Taft, S.H., Perkowki, T., & Martin, L. S. (2011). A framework for evaluating class size in online education. *The Quarterly Review of Distance Education*, 12(3), 181-197.
- Tao, J., & Tan, T. (2005, October). Affective computing: A review. In *International Conference on Affective computing and intelligent interaction* (pp. 981-995). Springer, Berlin, Heidelberg.
- Theodorou, A., Wortham, R. H., & Bryson, J. J. (2016). Why is my robot behaving like that? Designing transparency for real time inspection of autonomous robots. In *AISB Workshop on Principles of Robotics*. University of Bath.
- Thornton, P., & Houser, C. (2005). Using mobile phones in English education in Japan. *Journal of computer assisted learning*, 21(3), 217-228.
- Thyagarajan, K. K., & Nayak, R. (2007). Adaptive content creation for personalized e-learning using web services. *Journal of Applied Sciences Research*, 3(9), 828-836.
- Tjøstheim, I., Leister, W., Schulz, T., & Larssen, A. (2015, May). The role of emotion and enjoyment for QoE—A case study of a science centre installation. In *2015 Seventh International Workshop on Quality of Multimedia Experience (QoMEX)* (pp. 1-6). IEEE.
- Trentin, G. (2009). Using a wiki to evaluate individual contribution to a collaborative learning project. *Journal of Computer Assisted Learning*, 25, 43-55.
- Trentin, G., & Bocconi, S. (2014). The effectiveness of hybrid solutions in higher education: A call for hybrid-teaching instructional design. *Educational Technology*, 54(5), 12-21.
- Trepte, S., & Reinecke, L. (2013). The reciprocal effects of social network site use and the disposition for self-disclosure: A longitudinal study. *Computers in Human Behavior*, 29(3), 1102-1112.
- Umoren, R. A., Poore, J. A., Sweigart, L., Rybas, N., Gossett, E., Johnson, M., ... Das, R. (2017). TeamSTEPPS virtual teams: Interactive virtual team training and practice for health professional learners. *Creative Nursing*, 23(3), 184–191. <https://doi-org.ezproxy1.lib.asu.edu/10.1891/1078-4535.23.3.184>
- Unger, R., & Chandler, C. (2012). A project guide to UX design: For user experience designers in the field or in the making (1st ed.). Berkeley, CA: New Riders.
- Usability Evaluation Basics*. (n.d.). Usability.gov. Retrieved from <https://www.usability.gov/how-to-and-tools/methods/usability-testing.html>.
- User Experience Basics*. (n.d.). Usability.gov. Retrieved from <https://www.usability.gov/what-and-why/user-experience.html>.
- User Experience Questionnaire*. (n.d.). Retrieved from <https://www.ueq-online.org/>.
- User Interface Design Basics*. (n.d.). Retrieved from <https://www.usability.gov/what-and-why/user-interface-design.html>.
- User Research Basics*. (n.d.). Usability.gov. Retrieved from <https://www.usability.gov/what-and-why/user-research.html>.

- Valor Miró, J. D., Baquero-Arnal, P., Civera, J., Turró, C., & Juan, A. (2018). Multilingual Videos for MOOCs and OER. *Journal of Educational Technology & Society*, 21(2), 1–12. Retrieved from <https://search-ebscohost-com.ezproxy1.lib.asu.edu/login.aspx?direct=true&db=eft&AN=128981052&site=ehost-live>
- Van De Ven, J., Fransen, A. F., Schuit, E., Van Runnard Heimel, P. J., Mol, B. W., & Oei, S. G. (2017). Does the effect of one-day simulation team training in obstetric emergencies decline within one year? A post-hoc analysis of a multicentre cluster randomised controlled trial. *European Journal of Obstetrics & Gynecology & Reproductive Biology*, 216, 79–84. <https://doi-org.ezproxy1.lib.asu.edu/10.1016/j.ejogrb.2017.07.020>
- van den Bosch, K., & Bronkhorst, A. (2018). Human-AI Cooperation to Benefit Military Decision Making. *NATO*.
- van der Meij, H. (2017). Reviews in instructional video. *Computers & Education*, 114, 164-174.
- van der Mij, H., Rensink, I., & van der Mij, J. (2018). Effects of practice with videos for software training. *Computers in Human Behavior*, 89, 439-445.
- van Leeuwen, A. (2019). Teachers' perceptions of the usability of learning analytics reports in a flipped university course: When and how does information become actionable knowledge? *Educational Technology Research & Development*, 67(4), 1043-1064.
- van Wermeskerken, M., Ravensbergen, S., & van Gog, T. (2018). Effects of instructor presence in video modeling examples on attention and learning. *Computers in Human Behavior*, 89, 430-438.
- van, der Schaaf, M., Donkers, J., Slof, B., Moonen-van Loon, J., van Tartwijk, J., Driessen, E., Baldi, A., Ovidiu, S., & Ten Cate, O. (2017). Improving workplace-based assessment and feedback by an E-portfolio enhanced with learning analytics. *Educational Technology Research and Development*, 65(2), 359-380.
- VanLehn, K. (2006). The Behavior of tutoring systems. *International Journal of Artificial Intelligence in Education*, 16(3), 227-265.
- VanLehn, K. (2011). The relative effectiveness of human tutoring, intelligent tutoring systems, and other tutoring systems. *Educational Psychologist*, 46(4), 197-221.
- Varlet, M., Filippeschi, A., Ben-Sadoun, G., Ratto, M., Marin, L., Ruffaldi, E., & Bardy, B. G. (2013). Virtual reality as a tool to learn interpersonal coordination: Example of team rowing. *Presence: Teleoperators & Virtual Environments*, 22(3), 202–215. https://doi-org.ezproxy1.lib.asu.edu/10.1162/PRES_a_00151
- Venter, A. (2019). Social media and social capital in online learning. *South African Journal of Higher Education*, 33(3), 241-257.
- Ventista, O. (2018). Self-assessment in Massive Open Online Courses. *E-Learning and Digital Media*, 15(4), 165-175.
- Verbert, K., Duval, E., Klerkx, J., Govaerts, S., & Santos, J. L. (2013). Learning analytics dashboard applications. *American Behavioral Scientist*, 57(10), 1500-1509.
- Verbert, K., Govaerts, S., Duval, E., Santos, J. L., Assche, F., Parra, G., & Klerkx, J. (2014). Learning dashboards: an overview and future research opportunities. *Personal and Ubiquitous Computing*, 18(6), 1499-1514.
- Vogel-Walcutt, J. J., Fiorella, L., Carper, T., & Schatz, S. (2012). The definition, assessment, and mitigation of state boredom within educational settings: A comprehensive review. *Educational Psychology Review*, 24(1), 89–111.
- Vygotsky, L. (1978). Interaction between learning and development. *Readings on the development of children*, 23(3), 34-41.
- Walcutt, J. J. & Schatz, S. (Eds.) (2019). *Modernizing Learning: Building the Future Learning Ecosystem*. Washington, DC: Government Publishing Office. License: Creative Commons Attribution CC BY 4.0 IGO, 83-102.

- Wang, F., Li, W., Mayer, R. E., & Liu, H. (2018). Animated pedagogical agents as aids in multimedia learning: Effects on eye fixations during learning and learning outcomes. *Journal of Educational Psychology, 110*(2), 250-268.
- Watson, J., & Hardaker, G. (2005). Steps towards personalised learner management system (LMS): SCORM implementation. *Campus-Wide Information Systems, 22*(2), 56-70.
- Watts, L. K., Wagner, J., Valasquez, B., & Behrens, P. I. (2017). Cyberbullying in higher education: A literature review. *Computers in Human Behavior, 69*, 268-274.
- Wauters, K., Desmet, P., & Van Den Noortgate, W. (2011). Acquiring item difficulty estimates: a collaborative effort of data and judgment. In *Proceedings of the 4th international conference on educational data mining* (pp. 121-127). Eindhoven: Eindhoven University of Technology.
- Web Content Accessibility Guidelines (WCAG) Overview. (2018). Retrieved from <https://www.w3.org/TR/WCAG20/>.
- Wen, C., & Zhang, J. (2015). Design of a microlecture mobile learning system based on smartphone and web platforms. *IEEE Transactions on Education, 58*(3), 203-207.
- Weng, C., Rathinasabapathi, A., Weng, A., & Zagita, C. (2019). Mixed reality in science education as a learning support: A revitalized science book. *Journal of Educational Computing Research, 57*(3), 777-807. <https://doi-org.ezproxy1.lib.asu.edu/10.1177/0735633118757017>
- Werkle, M., Schmidt, M., Dikke, D., & Schwantzer, S. (2015). Case study 4: Technology enhanced workplace learning. In *Responsive Open Learning Environments* (pp. 159-184). Springer, Cham.
- Westerfield, G., Mitrovic, A., & Billinghamurst, M. (2013, July). Intelligent augmented reality training for assembly tasks. In *International Conference on Artificial Intelligence in Education* (pp. 542-551). Springer, Berlin, Heidelberg.
- Westin A. F. (1967). *Privacy and freedom*. Atheneum, New York.
- Wouters, P., Tabbers, H. K., & Paas, F. (2007). Interactivity in video-based models. *Educational Psychology Review, 19*, 327-342.
- Wu, P. F. (2019). The privacy paradox in the context of online social networking: A self-identity perspective. *Journal of the Association for Information Science and Technology, 70*(3), 207-217.
- Wu, W. H., Wu, Y. C. J., Chen, C. Y., Kao, H. Y., Lin, C. H., & Huang, S. H. (2012). Review of trends from mobile learning studies: A meta-analysis. *Computers & Education, 59*(2), 817-827.
- Xie, H., Chu, H., Hwang, G., & Wang, C. (2019). Trends and development in technology-enhanced adaptive/personalized learning: A systematic review of journal publications from 2007 to 2017. *Computers & Education, 140*, 103599. <https://doi-org.ezproxy1.lib.asu.edu/10.1016/j.compedu.2019.103599>
- Xie, J., Yang, Z., Wang, X., & Wang, Y. (2018). A remote VR operation system for a fully mechanised coal-mining face using real-time data and collaborative network technology. *Mining Technology, 127*(4), 230-240. <https://doi-org.ezproxy1.lib.asu.edu/10.1080/25726668.2018.1464817>
- Xie, K., Heddy, B. C., & Vongkulluksn, V. W. (2019). Examining engagement in context using experience-sampling method with mobile technology. *Contemporary Educational Psychology, 59*, 101788.
- Xing, W., & Gao, F. (2018). Exploring the relationship between online discourse and commitment in Twitter professional learning communities. *Computers & Education, 126*, 388-398.
- Xu, S., Yang, H. H., MacLeod, J., & Zhu, S. (2019). Social media competence and digital citizenship among college students. *Convergence: The International Journal of Research into New Media Technologies, 25*(4), 735-752.
- Yadegaridehkordi, E., Noor, N. F. B. M., Ayub, M. N. B., Affal, H. B., & Hussin, N. B. (2019). Affective computing in education: A systematic review and future research. *Computers & Education, 142*, 103649. doi: 10.1016/j.compedu.2019.103649

- Yamaguchi, T., Foloppe, D. A., Richard, P., Richard, E., & Allain, P. (2012). A dual-modal virtual reality kitchen for (re)learning of everyday cooking activities in alzheimer's disease. *Presence: Teleoperators & Virtual Environments*, 21(1), 43–57. https://doi-org.ezproxy1.lib.asu.edu/10.1162/PRES_a_00080
- Yang, C.-C., & Brown, B. B. (2016). Online self-presentation on Facebook and self-development during the college transition. *Journal of Youth and Adolescence*, 45, 402-416.
- Yoo, Y., Lee, H., Jo, I. H., & Park, Y. (2015). Educational dashboards for smart learning: Review of case studies. In *Emerging issues in smart learning* (pp. 145-155). Springer, Berlin, Heidelberg.
- Young, J., Davies, R., Jenkins, J., & Pflieger, I. (2019). Keystroke dynamics: Establishing keyprints to verify users in online c courses. *Computers in the Schools*, 36(1), 48-68.
- Young, J., Davies, R., Jenkins, J., & Pflieger, I. (2019). Keystroke Dynamics: Establishing Keyprints to Verify Users in Online Courses. *Computers in the Schools*, 36(1), 48-68.
- Yousef, A.M.F., Chatti, M.A., Schroeder, U., Wosnitza, M., Jakobs, H.: A review of the state-of-the-art. In: *Proceedings of CSEDU*, pp. 9–20 (2014)
- Yu, H., Miao, C., Leung, C., & White, T. (2017). Towards AI-powered personalization in MOOC learning. *Npj Science Learn*, 2(1), 15.
- Yu, M., Zhou, R., Wang, H., & Zhao, W. (2019). An evaluation for VR glasses system user experience: The influence factors of interactive operation and motion sickness. *Applied Ergonomics*, 74, 206–213. <https://doi-org.ezproxy1.lib.asu.edu/10.1016/j.apergo.2018.08.012>
- Yulianandra, P., Wibirama, S., & Santosa, P. (2017). Examining the effect of website complexity and task complexity in web-based learning management system. *2017 1st International Conference on Informatics and Computational Sciences (ICICoS), 2018*, 119-124.
- Zaharias, P. (2009). Usability in the context of e-Learning: A framework augmenting “traditional” usability constructs with instructional design and motivation to learn. *International Journal of Technology and Human Interaction (IJTHI)*, 5(4), 37-59.
- Zaharias, P., & Pappas, C. (2016). Quality management of learning management systems: A user experience perspective. *Current Issues in Emerging eLearning*, 3(1), 5.
- Zaiane, O. (2001). Web usage mining for a better web-based learning environment. Retrieved from <https://era.library.ualberta.ca/items/0a182195-ce39-4b5d-a1c1-291ed91a0f36>
- Zejda, D. (2010). From subjective trust to objective trustworthiness in on-line social networks: overview and challenges. *Journal of Systems Integration*, 1(1-2), 16-22.
- Zemliansky, P. (2012). Achieving experiential cross-cultural training through a virtual teams project. *IEEE Transactions on Professional Communication*, 55(3), 275–286. <https://doi-org.ezproxy1.lib.asu.edu/10.1109/TPC.2012.2206191>
- Zhang, J., Skryabin, M., & Song, X. (2016). Understanding the dynamics of MOOC discussion forums with simulation investigation for empirical network analysis (SIENA). *Distance Education*, 37(3), 270–286. <https://doi-org.ezproxy1.lib.asu.edu/10.1080/01587919.2016.1226230>
- Zheng, J., Xing, W., & Zhu, G. (2019). Examining sequential patterns of self- and socially shared regulation of STEM learning in a CSCL environment. *Computers & Education*, 136, 34–48. <https://doi-org.ezproxy1.lib.asu.edu/10.1016/j.compedu.2019.03.005>

Appendix C: Distributed Online Pedagogy Review

So far in this report, we reviewed the state-of-the-art for designing blended, at-scale, and other distributed learning environments at the institutional and courseware levels. While these are critical aspects of distributed learning ecosystems, they do not address the fine-grained details, such as lesson and course design. This section discusses how to design effective distributed learning at the fine-grained level with a focus on designing effective lessons and courses.

- State-of-the-art distributed learning environments support communities of inquiry.
- State-of-the-art distributed learning environments support learner's motivation
- State-of-the-art distributed learning environments design instruction aligned with human cognitive processing
- State-of-the-art distributed learning environments support self-regulation within their learners.
- State-of-the-art distributed learning environments provide appropriate guidance during instruction
- State-of-the-art distributed learning environments facilitate learning with retrieval practice strategies
- State-of-the-art distributed learning environments should use competency-based learning when the context is appropriate

Social Theories

Community of Inquiry

In its inception, the Community of Inquiry (CoI) framework, which is crafted around the Practical Inquiry Model, was posited as a robust tool to support online educational experiences in Computer-Mediated Communication (CMC) (Garrison, Anderson, & Archer, 2000; Garrison, Anderson, & Archer, 2001). A CoI is a group of participants who intentionally collaborate through a cycle of critical thinking, discourse, and reflection to arrive at personal meaning and derive mutual understanding (Garrison, 2017; Rovai, 2002a; Shahrtash, 2017; Thompson & McDonald, 2005). The goal of the CoI framework is to engage in deep learning through a collaborative, constructivist online community (Garrison, 2017; Garrison et al., 2001; Rovai, 2002b; Thompson & McDonald, 2005). The construction of new knowledge is dependent upon prior knowledge and experience, meta-cognitive processes, and learning context (Kovanovic et al., 2018). Proponents of the CoI point out that its constructivist emphasis does not preclude learners from achieving objectifiable learning outcomes, but that it is mainly concerned with the “educational transaction” of how learners construct knowledge (Akyol, Garrison, & Ozden, 2009). Traditionally, in higher education environments, a sense of community has been associated with higher levels of learning due to collaboration and discourse (Garrison & Arbaugh, 2007). Three aspects to meaningful online learning, deemed elements, are identified as being requirements in the learning process, namely, cognitive presence, social presence, and teaching presence (Garrison et al., 2000; Garrison et al., 2001). Presence is the perception of having an interaction or active participation in an activity (McKerlich, Riis, Anderson, & Eastman, 2011). These three presences are interwoven to maximize the success of higher educational experiences with online or telecollaboration at the core (Anderson, Rourke, Garrison, & Archer, 2001; Garrison et al., 2000; Garrison, Cleveland-Innes, & Fung, 2010; Redmond & Lock, 2006; Tolu, 2013).

It should be noted that there are critics of the CoI (Annand, 2011; Maddrell, Morrison, & Watson, 2017; Rourke & Kanuka, 2009). These researchers question the value of the CoI framework as it has no supporting empirical studies that measure learning outcomes (Maddrell et al., 2017; Rourke & Kanuka, 2009) or studies to support the presumed knowledge co-construction that are not learner-perception derived. Skeptics of the CoI framework question its current popularity for these reasons (Annand, 2011).

Cognitive presence

Cognitive presence, which is the ability of the individual learner to construct meaning through the online discourse, is central to the CoI framework because students are known to construct meaning through critical thinking (Garrison et al., 2001). According to Garrison and Arbaugh (2007), cognitive presence in online formats is the most formidable presence to study and develop, a reflection that is supported by other research teams (Duphorne & Gunawardena, 2005). Critical thinking is nurtured through sustained communication between the community stakeholders (Garrison et al., 2000; Gunawardena, Lowe, & Anderson, 1997). Hosler and Arends (2012) found that students’ perceptions of cognitive engagement did not differ between face-to-

face courses and online courses. In this framework, Garrison and colleagues found that students under the direction of the instructor (teaching presence), and the influence of the community members (social presence), move through a practical inquiry process. This process propels them from a triggering event that initiates learning through an exploration phase which allows the learner to deliberate on the applicability of the lesson. After deliberation, students move into a self-reflective integration phase which, ideally, leads to a resolution phase. The net result of the community interaction is to bring about a specific action or change in practice (Garrison et al., 2000; Garrison et al., 2001; Garrison et al., 2007; Maddrell et al., 2017). Garrison and colleagues (2001) pointed out that the concept of cognitive presence is to be seen as a focus on higher-order thinking, rather than as a tool to promote specific and individual learning outcomes, and that critical thinking is, in itself both a process and an outcome (Akyol et al., 2009; Garrison, Anderson, & Archer, 2010). Arbaugh, Banjert, and Cleveland-Innes (2010) added that the CoI may be more suited to applied disciplines rather than pure disciplines, as students' perceptions of the three presences vary by discipline.

The triggering event, which is brought on by the cognitive dissonance of having existing beliefs incongruent with new information, ushers the student into the inquiry cycle (Dempsey & Zhang, 2019). In this phase of critical thinking, a student is beset by a sense of puzzlement, problem recognition, or questioning which evokes an inquiry (Garrison et al., 2001). This trigger can be due to the direct intervention of the instructor, which is likely in purely educational settings, or may be evoked by any CoI member, which is likely in nonhierarchical instances of computer conferencing (Garrison et al., 2001).

After the triggering event, students begin the exploration phase of learning, in which they begin searching for information that is relevant to solving the problem and sense-making (Dempsey & Zhang, 2019; Garrison et al., 2001). The third phase of the Practical Inquiry Model is the integration phase of learning which takes the student from the contemplation of problem-solving schemes into arranging the schemes into a new order for use in solving the problem (Dempsey & Zhang, 2019; Garrison et al., 2001).

The final phase in the Practical Inquiry Model is the resolution phase, which ushers the student into the consideration of and commitment to solutions to the problem. Furthermore, problem resolution strategies stimulate deductive reasoning to test the validity of the solution (Garrison et al., 2001). This is a time for students to critically evaluate the chosen solution to detect reasoning errors and, if none are found, proceed on to a new problem (Garrison et al., 2001; Gunbatar & Guyer, 2017). It is noteworthy that, in practice, students rarely arrive at the resolution phase of learning and few come to experience the higher levels of integration (Arnold & Ducate, 2006; Dempsey & Zhang, 2019; Garrison et al., 2001; Vaughan & Garrison, 2005). Vaughan and Garrison (2005) suggested that topic selection could play a role in the lack of progression to resolution. Garrison et al. (2007) noted that a lack of goal sharing in collaboration may underestimate instances of resolution in transcript evaluation, which may account for low recorded instances of resolution. Garrison et al. (2007) called for instructors to add important discussion dimensions, such as direction and facilitation to online threads to foster resolution. Akyol, Vaughan, and Garrison (2011) found that students enrolled in longer courses had greater percentages of students arriving at the integration and resolution phases compared to those in shorter courses. Furthermore, group dynamics and functioning may play a role in how quickly students can move through the cycle of inquiry (Garrison et al., 2007; Tuckman & Jensen, 1977).

One obstacle in implementing the CoI framework is the difficulty of moving students through the cognitive process from the triggering event to resolution (Garrison et al., 2001; Garrison et al., 2007). When evaluating the practical inquiry model through the lens of online communications, research shows that students spend the majority of their time in the exploration phase of the cycle, which is predominantly informational exchange (Celetin, 2007; Fahy, Crawford, & Ally, 2001; Garrison et al., 2001; Gunawardena et al., 1997; Kanuka & Anderson, 1998; Luebeck & Bice, 2005; McKin, Harmon, Evans, & Jones, 2002; Meyer, 2003). Meyer (2003) suggested that students' may be inadequately prepared to comment on the complexity of the issues raised in the online forum, so the learning cycle does not progress, or the course faculty may have overlooked an opportunity to take the discussion to resolution. Marton and Säljö (1976) demonstrated that students have inter-group differences in qualitative learning and processing which result in differing demonstrable outcomes, which can aid in explaining different perceptions of cognition.

The idea of cognitive presence is conceptualized as a continuum between the private world and the shared world of the students and instructor (Garrison et al., 2001). For example, for a student to enter the learning cycle, they must perceive shared information as applicable to them which moves the new information from the shared to the private world. In the private world, reflection on the content can trigger ideas that lead to discourse in the shared world. This discourse can generate an action step to solve the current problem, thus ending the cycle, or the discourse can generate new avenues to explore (Garrison et al., 2001).

Social Presence

Online collaborative learning is a shared experience between students themselves and between students and instructors in which affective and expressive communication is pivotal to learning (Dempsey & Zhang, 2019). Social presence in online learning is an attribute with which students make themselves "real" to the rest of the cohort for the purpose of fostering emotional (affective) expression, open communication, and group cohesion, although it also plays the practical role of attaining the goals of student fulfillment and student retention (Garrison et al., 2000). In online learning, factors that normally mediate social presence, such as facial expression, the direction of gaze, posture, dress, non-verbal cues, and vocal cues, are inherently missing from communication (Seckman, 2018; Tu, 2000). From the inception of the CoI framework, Garrison et al. (2000) have insisted that social presence has less to do with the medium of engagement (online versus face-to-face) and more to do with the context of communication that is established through skills, learner motivation, organizational commitment, activity choice, familiarity with other participants, and the length of time using the learning medium. Social presence is progressive in the sense that students entering the online community first find an identification with the group that matures to trusting, purposeful communication, and then develops into social relationships (Annand, 2011; Garrison et al., 2010).

Garrison et al. (2000) and Gunawardena (1995) argued that cognitive presence is more easily sustained for learners when the social presence is in place. However, Nagle and Kotze (2010) stated that social presence can develop because of the other two presences, but that is not likely to be a precursor to cognitive presence. Social presence is strongly and positively correlated with a student's perception of learning quality, and a student's perception of social presence is positively and significantly correlated to performance on a written assignment, but not to

performance on examinations (Picciano, 2002). High student online interaction is related to higher scores on written assignments, but not to improved test averages (Picciano, 2002).

The climate of online interaction should be one that allows for safe and comfortable communication for all participants through mutual and respectful discourse (Gunbater et al., 2017; Tolu, 2013). Open communication is a result of experiencing a trusting environment (Dempsey & Zhang, 2019) and is a requirement, along with group cohesion, for a productive group inquiry (Garrison et al., 2007). Akyol et al. (2011) found that course length did not affect the frequency of open communication events.

Affective expression is the sense in which an individual is accepted as a part of the group (Dempsey & Zhang, 2019; Garrison et al., 2007). Longer course duration has been found to significantly increase the frequency affective communication compared to shorter-term courses (Akyol et al., 2011). However, affective communication, along with instances of open communication, decreases over the length of the course, while group cohesion increases over time (Akyol et al., 2008; Vaughan & Garrison, 2006).

Group cohesion is the successful creation of group identity within the CoI (Tolu, 2013). Studies indicate that group cohesion in established groups is significantly more influential on social presence and task participation than the media condition (audio conferencing versus video conferencing) (Yoo and Alavi, 2001).

Teaching Presence

Teaching presence, the third element of the CoI framework, puts instructors in a dual-faceted role of designing, selecting, organizing, and presenting material, while also facilitating the computer-mediated learning (Garrison et al., 2000). When computer conferencing fails as a communication tool in online courses, it is perceived to be due to a lack of teaching presence (Gunawardena, 1991), as a teaching presence is the pivotal element that establishes and facilitates social presence and cognitive presence (Nagle & Kotze, 2010; Shea et al., 2014; Tolu, 2013). The research consensus is that teaching presence is significantly and positively related to student satisfaction, perceived learning by students, and a sense of community in online courses (Garrison et al., 2007; Garrison et al., 2010; Kanuka et al., 2007; Swan et al., 2008; Tolu, 2013). Instructor scaffolding for interaction in online environments has been hailed as the most significant modifier for students' self-regulation interactions with other community members (Cho & Kim, 2013). Furthermore, it is hailed as a predictor for student cognitive presence in online learning communities (Seckman, 2018) and, at a minimum, related to cognitive presence (Akyol et al., 2008).

The design process for instructors wishing to utilize the CoI can trace its history to the idea that learning that is structured around participation activities results in the construction and acquisition of knowledge (Gutierrez-Santiuste, Rodriguez-Sabiote, & Gallego-Arrufat, 2015). The aim of the chosen instructional design is to create and facilitate an environment for the construction of meaning by bringing together student motivation, interest, commitment, and learning (Gutierrez-Santiuste et al, 2015). This requires teachers to tailor learning to the student in a holistic manner, rather than simply focus on cognitive engagement.

Facilitating discourse is one of the primary goals of the CoI and is accomplished by motivating learners to engage and participate in discussion forums through modeling the discussion

process and content, which will guide learners through the process of higher-order thinking to achieve learning (Tolu, 2013). Facilitation of discourse in the CoI framework is not the sole job of the teacher, although the teacher assumes the role of assessing the discussion threads and encouraging content-focused responses (Anderson et al., 2001). Teacher facilitation in the CoI discourse is the key component in promoting critical thinking (cognitive presence) (Hosler & Arends, 2012). This makes a compelling argument for instructors to model purposeful direction in threaded in online discussion forums that nudge students to engage in cognitive processes while constructing their replies, thereby stimulating critical thinking.

Direct instruction is the mechanism teachers use to share subject matter expertise and provide organization in learning (Anderson et al., 2001). Students and teachers both expect the teacher to communicate in-depth content knowledge with excitement and interest in a pedagogically sound framework (Anderson et al., 2001). Lack of direct instruction can result in a lack of refinement of online postings and may be a cause of the failure of students to cognitively move past the lower phases of cognitive interactions (Anderson et al., 2001; Garrison et al., 2001). Instructors must utilize direct instruction, where necessary to foster student cognitive presence.

Validity and reliability of the CoI framework

The CoI framework is useful for the design and implementation of an online course (Garrison et al., 2007), but it is also a theoretical framework for research in student perceptions of online courses. Other common areas of research on the CoI include evaluating the interrelationships of the proposed elements and verifying its theoretical frameworks (Garrison et al., 2007). Due to its use in both theory and practice, the instrument to evaluate the CoI must, itself, be evaluated for reliability and validity. Support for the construct validity of the CoI instrument has been established by many researchers (Arbaugh et al., 2008; Diaz, Swan, Ice & Kupczynski, 2010; Kozan & Richardson, 2014; Stenbom, 2018; Swan et al., 2008). Some have upheld the construct validity of the three-factor model but have suggested a modification of the present CoI which bifurcates teaching presence into a design and organizational component and an instructor behavior component (Arbaugh et al., 2008; Diaz et al., 2010). Caskurlu (2018) has shown that the construct validity of the original three-factor CoI framework has held up through confirmatory factor analysis. Reliability has been established for the survey instrument used in the CoI to demonstrate social, teaching, and cognitive presence (Stenbom, 2018; Swan et al., 2008).

New findings in the CoI model

Modification of social presence

Social presence is questioned by some as not being impactful on cognitive presence in a tangible way (Annand, 2011). Students in a study by Ke (2010) found that adult students perceived their online relationships were a “bonus” of the online education process but were not required for learning. Shea and Bidjerano (2009b) reported that when students achieve integration and resolution in their cognitive processes, it may be due to the activities they completed rather than their participation in online forums.

Covariates of gender, age, ethnicity, course discipline, online course experience, academic level

Gorsky, Caspi, and Smidt (2007) found that, in adult distance education, students tend to study alone unless they encounter problems. Difficulties lead students to seek help from others (Gorsky et al., 2007). Furthermore, these authors found no relationship of this pattern to age,

gender, prior acquaintance with another learner, motivation to achieve, or learning style. Shea et al. (2009a) found no relationship between age, gender, or academic level and any of the presences. Cho and Kim (2013) found that age, gender, online course experience, and the perceived importance of interaction with the instructor had no significant effects on the student's self-regulatory mechanisms in online learning environments; however, the grade in school did increase the likelihood of students self-regulating for interaction in the online format.

Relationships between presences

As the exponential growth of digital technologies has ensued, the social aspects of teaching have come to bear on online interactions in new ways that blend the social and teaching presences (Armellini & De Stefani, 2016). For example, instructors usually answer class questions through email, which can elicit a less-formal approach to instruction (Armellini & De Stefani, 2016). Students perceive that the "social aspects" of teaching outrank peer interaction in the modern CoI (Swan & Shih, 2005).

The cognitive presence is also affected by social presence as students and instructors interact in social formats for clarification of learning (Armellini & De Stefani, 2016). It has been suggested by Armellini and De Stefani (2016) that both the cognitive and teaching presences be extensions of social presence since social presence encompasses interactions for learning, socialization of the content, the community of inquiry development, course design, self-study, and the learner's experience. Cognitive and social presence interact at the level of the common purpose of the group and the need for social presence may diminish when there is no need for collaborative assignments (Picciano, 2002). Garrison et al. (2007) suggested that social presence provides the context for the high-level discourse into which teaching presence brings structure and organization to the course interactions, which encourages cognitive presence. Shea et al. (2014) proposed a revised CoI framework that retains the organization; however, the social presence is seen as ancillary to each of the presences, thereby restructuring the framework into an interactive social learning presence, social teaching presence, and social cognitive presence.

Some research has hinted at the need to modify the original CoI to include a learning presence element to account for unique learner behaviors that are brought to every online course (Kang, Liew, Kim, & Park, 2014; Pool, Reitsma, & van den Berg, 2017; Shea & Bidjerano, 2010; Shea et al., 2012; Shea et al., 2014; Wang & Kang, 2006). Specifically, learning presence accounts for the unique aspects of accountability, motivation, and strategies that each learner brings to the online learning opportunity. The learning presence is more related to course grades than are any of the other CoI elements (Shea et al., 2012).

Kilis and Yildirim (2018) suggested that regulatory presence is a more thorough treatment of the presence students bring into the learning process (versus learning presence) because students bring more than just behavioral variances into online learning. Regulatory presence is the learner's unique combination of forethought, performance (volition), and reflection. Specifically, the cognitive presence is most strongly predicted by self-regulation and that teaching presence is most valuable to teaching presence, although metacognition and motivation are valuable. Self-regulation, metacognition, and motivation are shown to significantly contribute to the formation of the CoI in online classes (Kilis and Yildirim, 2018). Individual metacognition may be insufficient to account for the group dynamics in collaborative interactions; shared

metacognition and co-regulation may more accurately reflect individual and shared regulation in these settings (Garrison et al., 2015).

Majeski, Stover, and Valais (2018) stated that emotional presence in learning exceeds the confines of emotional expression only and should include learner motivational, affective, and experiential elements. These elements include self-efficacy, self-awareness, openness, receptivity to others, and the management of arousal states common in learning and education. In this model, Majeski et al. (2018) adjusted the teaching presence of CoI to include emotional presence and instructional presence which, along with learner presence, is defined as the learners' experience.

Xie and colleagues (2017) have research focused on establishing and maintaining a social presence in online learning environments; however, not all online social interactions are positive. They found empirical data showing conflictual presence is inherent in the social learning context. Student discourse is composed of learners establishing an identity for themselves as a certain type of facilitator or participant in the online discourse and then negotiating another identity to the group which is co-constructed in the discourse with other group members. When the identity and judgment of a participant are questioned, the tension in the group escalates and group structure is challenged. Participants ascribe identities to themselves and others throughout the lifetime of the group (Xie, Lu, Cheng, & Izmirlı, 2017).

Open versus guided inquiry

Gunbater and colleagues (2017) have some evidence that the inquiry type (open versus guided) plays a role in the students' perceptions of teaching presence and cognitive presence. Students using guided inquiry ranked all presences higher than students in open inquiry settings leading researchers to claim that guided inquiry supports a more efficient working process than does open inquiry. Social presence scores were not significantly different between the two inquiry types.

Deep and meaningful learning

While the creation of online communities and the nature of online interactions have been well documented, there is less evidence to support the quality of the learning in the CoI (Akyol & Garrison, 2011; Rourke & Kanuka, 2009; Maddrell et al., 2017; van der Merwe, 2014). Akyol and Garrison (2011) found support for the framework as a method of eliciting both perceived and actual learning outcomes. However, Maddrell et al. (2017) found no relationship between learning outcomes and students' perceptions of CoI participation. Rourke and Kanuka (2009) remark that students' perceptions of the three presences stem from the learners associating the surface learning in the CoI that takes place in independent activities and direct instruction. These authors stated that the perception of presence is not generated from the sustained discourse that characterizes the CoI.

Typical use cases in CoI.

Massive online open courses

Kovanovic et al. (2018) investigated the CoI framework in the context of the Massive Open Online Courses (MOOCs) and validated the survey instrument as capturing the original three presences as presented by Garrison et al. (2000, 2001). However, these authors found that the framework was better supported by the addition of three more factors, namely, course

organization and design (a subfactor of teaching presence), group affectivity (a subfactor of social presence), and the resolution phase of inquiry learning (a subfactor of cognitive presence). The discovery of these additional factors highlights the differing dynamics between student perceptions of traditional online courses and MOOCs (Kovanovic et al., 2018). Furthermore, Kovanovic et al. (2018) underscored that the open nature of MOOCs, their limited teacher interaction, and short duration (compared to traditional online courses) negatively affect the participants' ability to achieve the highest levels of cognitive presence. Also, the large student number and limited student-instructor interaction require instructors to conscientiously build strong organizational and design principles into MOOC courses. The most challenging aspect of using the CoI framework in a MOOC environment is generating an affective bond in the student cohort, likely due to the short duration of the course and the large student group, as these factors run contrary to a strong social presence (Akyol & Garrison, 2008; Akyol, Vaughan, & Garrison, 2011; Kovanovic et al., 2018). Recently, Amemado and Manca (2017) have suggested a combined paradigm of the distributed learning approach applied to the CoI in the cases of MOOCs. In this paradigm, the elements of the CoI shift to distributed social presence, distributed cognitive and metacognitive presence, and distributed teaching presence and combines the constructivist approach of the CoI with the connectivist approach of distributed learning (Amemado et al., 2008).

Synchronous and asynchronous online instruction

In a summary paper on improving student social presence in online classes, Newberry (2001) suggested that media richness played a role in fostering person-to-person connectedness. Rockinson-Szapkiw (2012) found that students in a class utilizing combined asynchronous and synchronous CMC did not have greater presence scores for teaching, social, or cognitive presence than students who learned only through asynchronous means. However, later research by Rockinson-Szapkiw (2015) found that students using synchronous or a combination of synchronous and asynchronous interaction scored higher in the CoI survey than did the students participating with only asynchronous CMC. A study of nursing students revealed that the students learning in a synchronous environment outscored the students learning in an asynchronous environment in course engagement (Claman, 2015).

Blended Learning in the CoI

Students in blended learning environments report higher teaching, social, and cognitive presence than those in fully online course environments (Akyol et al., 2009; Shea & Bidjerano, 2012). This implies that face-to-face interactions strengthen the three presences and helps to make a more functional CoI (Shea & Bidjerano, 2011; Shea et al., 2012). Akyol and colleagues (2009) found that the development of the three presence indicators was similar in both learning formats, but that when considering social presence in blended learning environments, group cohesion discourse was more frequent in the online-only format. However, the reverse was true regarding affective discourse. In the area of teaching presence, instructors in blended courses were more apt to use direct instruction and facilitating discourse compared to online-only formats (Akyol et al., 2009). Shea and colleagues have found that students in blended learning courses and students with previous experience in fully online courses scored higher on cognitive presence compared to students who were less familiar with the online delivery format. However, the difference in social presence and teaching presence between the formats accounted for the cognitive differences. Student self-regulated learning is predictive of cognitive

presence when course delivery and prior online course experience are controlled variables (Shea et al., 2012).

Best Practices in a CoI

The research base for the CoI model is vast; however, several themes dominate the CoI literature. For example, the valid and reliable CoI measurement instrument is designed to assess student perceptions of their engagement in the meaningful learning process (Arbaugh et al., 2008; Garrison et al., 2000; Garrison et al., 2001; Kozan & Richardson, 2014; Stenbom, 2018; Swan et al., 2008), not to measure deep meaningful learning via outcome measures (Akyol et al., 2009). Researchers point out that references to deep learning should be taken in the context of advice on a practical approach to the design and implementation of the learning transaction (Akyol et al., 2009). One core belief of the proponents of the CoI is that knowledge is constructed in online environments when the instructors and students establish social and teaching presences that facilitate epistemic engagement in reflection and dialogue (Shea et al., 2009). This engagement fosters cognitive presence and impacts the teaching methods from design to implementation (Shea et al., 2009). Deep learning depends on focused and united groups that can maintain quality engagement as they move through the learning process to the resolution phase (Akyol et al., 2011). Blended learning can produce a faster development of group cohesion and higher student perceptions of social, teaching, and cognitive presence (Akyol et al., 2009).

Social presence is commonly displayed as a positive aspect of group interaction; however, Xie et al. (2017) describe a conflictual element in social interaction that may further illuminate the concept of social presence in the CoI. Social presence is depicted by some researchers as a common component of a modified CoI which includes learning, teaching, and cognitive presences (Shea et al., 2014) or as a fourth presence in the CoI (Shea & Bidjerano, 2010). Some researchers argue that social presence is unimpactful in teaching or cognitive presence (Annand, 2011). Teaching presence, however, is seen as promoting cognitive presence (Hosler & Arends, 2012).

Motivational Theories

There is a substantial volume of literature on motivation in education. As an interdisciplinary and well-researched theoretical perspective, academic motivation primarily encompasses five contemporary theories, which are the expectancy-value theory, attribution theory, the self-efficacy theory, the achievement goal theory, and the self-determination theory (Aguilar, 2016; Cook & Artino, 2016). Each of these theories, while focusing on one facet of motivation, leaves out other important considerations, and many of the arguments overlap in their coverage of human motivation (Cook & Artino, 2016). Taken as a whole, though, these five theories form a complementary network of strands that get to the heart of learner motivation so that each stakeholder in the learning process can elevate students to higher achievement (Cook & Artino, 2016). Drawing on Cook and Artino (2016) and Aguilar (2016), we succinctly summarize the contemporary theories about academic motivation in the following sections.

Expectancy-Value Theory (EVT) posits that the expectation of success and perceived task value are two key factors that affect students' learning behaviors and decision-making process (Eccles & Wigfield, 2002). The expectations serve as an actual self-assessment of the likelihood of

success or failure when a task is attempted (Aguilar, 2016). Eccles and Wigfield (2002) propose that task value includes four dimensions: attainment value (e.g., personal importance), the intrinsic value (e.g., interest), utility value (usefulness), and cost (e.g., loss of time and stress). Expectancy-Value Theory was used to evaluate the design of visualizations within learning analytics applications (Aguilar, 2016).

Attribution theory presents three types of explanations that explain how individuals interpret causality after an event. There are three dimensions in this theory: locus (e.g., internal/external), stability (e.g., stable/unstable), and controllability (e.g., controllable/uncontrollable). Attribution theory postulates that humans often subconsciously make sense of their success or failure via establishing a cause-effect relationship across the three dimensions mentioned above based on the events in their lives (Cook & Artino, 2016).

Social-cognitive theory can be categorized as a theory of learning due to its emphasis on humans' interactions with their environment (Bandura, 1989). This theory postulates that human learning results from reciprocal interactions among personal, behavioral, and environmental factors. Self-efficacy belief is a vital vehicle to drive the action. Self-efficacy is not the same as self-concept or self-esteem, which have broader notions. Instead, it is a domain, task, and context-specific notion (Cook & Artino, 2016). For example, an expert might report relatively high self-efficacy for performing a job in his or her field of expertise but may have much lower self-efficacy for other occupations.

Goal-orientation theory is also known as Achievement Goal Theory (Barron & Harackiewicz, 2001). There are four dimensions within AGT: mastery-approach (e.g., learners intrinsically want to gain knowledge), mastery-avoidance (e.g., learning is driven by fear of failure and fear of looking "bad" compared to others), performance-approach (e.g., eagerly seek opportunities to publicly demonstrate competence), and performance-avoidance (e.g., being reluctant to undertake tasks out of fear) (Elliot & McGregor, 2001). This theory is often used to distinguish the two dichotomous types of mindsets, fixed and growth mindset (Cook & Artino, 2016). Growth mindset, or mastery orientation, refers to the belief that ability is malleable, and situations are controllable, while fixed mindset, or performance orientation, refers to the belief that ability is fixed and situations are less controllable (Cook & Artino, 2016).

Self-determination theory (Deci & Ryan, 2000) posits that internal autonomy gives rise to human action because humans desire to voluntarily act on things that are inherently interesting or enjoyable to them (Cook & Artino, 2016). Such ownership or free will is also recognized as intrinsic motivation, which refers to acting from inherently enjoyable. Its opposite is named amotivation which means people have no intention of doing any activities. Lying in the middle of these two types of motivation is extrinsic motivation which refers to acting from the external rewards/punishment, contingent self-esteem, guilt, valued goals (Cook & Artino, 2016). SDT researchers showed that intrinsic rather than extrinsic motivation is central to learning and to creating lifelong learners (Deci & Ryan, 2000; Spinath & Steinmayr, 2012).

Expectancy Value

Overview of Expectancy-value Theory (EVT)

Expectancy-Value Theory (EVT) posits that the expectation of success and perceived task value, are two key factors that affect students' learning behaviors and decision-making processes

(Eccles & Wigfield, 2002). The expectations serve as a self-assessment, regarding the likelihood of success or failure when a task is attempted (Aguilar, 2016). Eccles & Wigfield (2002) propose that task value includes four dimensions: attainment value (personal importance), the intrinsic value (interest), utility value (usefulness), and cost (loss of time and stress). Expectancy-Value Theory was used to evaluate the design of visualizations within learning analytics applications (Aguilar, 2016).

Definition

Eccles et al. (1994) developed and assessed the expectancy-value model of achievement motivation as a framework to explain children's and adolescents' performance, persistence, and choice of achievement tasks. EVT identifies two constructs that influence the students' expectations (Wigfield, 1994; Wigfield & Eccles, 2000; Eccles & Wigfield, 2002; Wigfield & Cambria, 2010). The first construct is the student's expectations for success or the degree to which students believe they will be successful in completing a task. The second construct is the individual's task-value beliefs, which is the degree to which students perceive that a task is essential and desirable for them to accomplish. A unique characteristic of this construct is its subjectivity, as individuals' values might vary to the same activity. For example, achievement in mathematics may be valuable to students pursuing engineering but not to students interested in history (Wigfield & Cambria, 2010).

There are four significant components of task value beliefs within EVT studies (Eccles et al. 1983; Eccles et al., 2002; Wigfield, 1994; Wigfield & Eccles, 2000; Wigfield & Cambria, 2010). These include attainment value or importance, intrinsic or interest value, utility value or usefulness of the task, and cost. Attainment value is the importance of performing well to maintain the integrity of self-schema. When tasks are associated with high attainment value, such as competence, individuals may be motivated to demonstrate quality in their performance to maintain a consistent view of themselves. Intrinsic value relates to individuals' intrinsic motivation in accomplishing a task. Such inherent value is subjective and often reflected by a sense of enjoyment when the individual performs the task. Utility value speaks to the assessment of how the task at hand matches current and future goals. Depending on the relation between the task and goals, utility value can be either extrinsic or internalized or both. Cost is the only component that captures the negative aspect of a task. For instance, making one choice not only involves evaluating the amount of effort needed to engage in the current task but also may deprive the person of the benefits of choosing other opportunities, as well as potential harms that may result from participating in the task (Eccles et al. 1983; Eccles et al., 2002; Wigfield, 1994; Wigfield & Eccles, 2000; Wigfield & Cambria, 2010).

Drawing on the studies in EVT (Eccles & Wigfield, 2002; Wigfield & Eccles, 2000; Wigfield & Cambria, 2010), a diagram (See Figure 1) has been constructed that shows the relationship between the aspects of EVT. Eccles' (1983) modern expectancy-value model builds upon Atkinson's (1964) expectancy-value model. One of the substantial developments in Eccles' model is that both the expectancy and value constructs are more concrete, and both can be affected by psychological (i.e., task-specific beliefs), social, and cultural factors. According to Eccles et al. (1983), both the expectancies and task-values beliefs components determine the individual behaviors of performance and task choice. Both parts are directly influenced by psychological factors, that is, task-specific beliefs. These beliefs include perceived competence,

perceived difficulty of the task, individual goals and self-schema, and the individual's affective memories about past experiences. In addition to the psychological factors, expectancy and value can also be directly and indirectly affected by other social and cultural factors, such as others' beliefs about the subject, as well as cultural stereotypes.

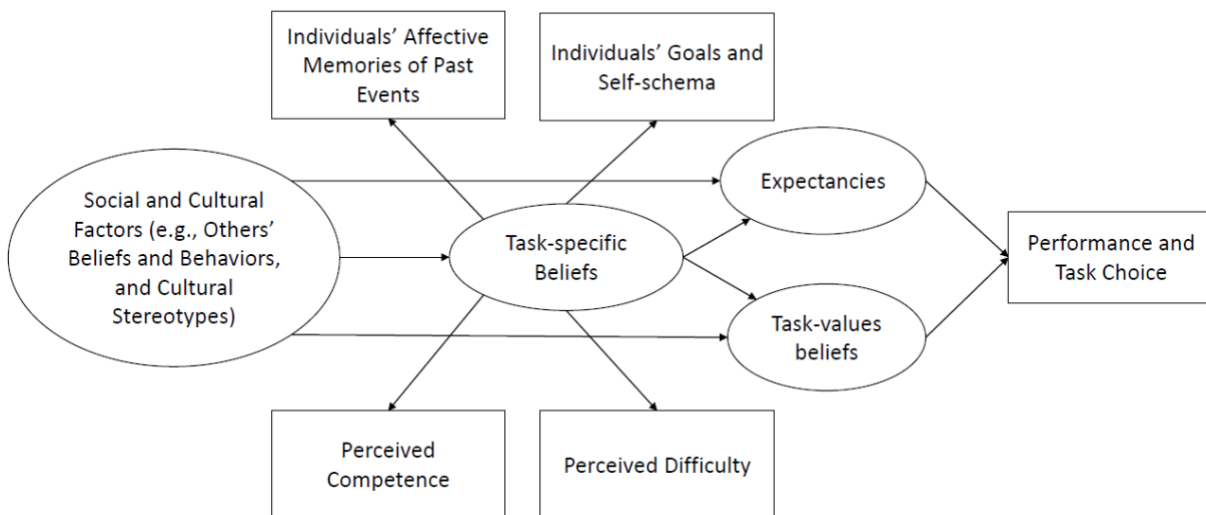


Figure 1. Eccles and colleagues' expectancy-value model of achievement motivation

EVT in Learning Analytics

Learning Analytics

There is a long history of Learning Analytics (LA) in education (Knight & Buckingham Shum, 2017), and anything related to reflecting on learners' achievements and patterns of behavior concerning others can be considered LA (e.g., Statistics). LA has been reintroduced in educational technology and has become a highly relevant topic in the education industry. LA combines the development of computational and mathematical theories, machine learning, social networking, data mining, artificial intelligence, content analysis, and adaptive learning. The International Conference on Learning Analytics (2011) composed a definition of LA that solidifies its importance in data measurement, collection, analysis, and reporting (Siemens & Baker, 2012). This definition emphasizes three pivotal elements: data collection, measurement, and action, which endow LA with new dimensions in technology-rich settings.

Data collection, the fundamental act of LA, enables the collected data to be more personal and relevant to individuals with the help of the advanced computational methods such as: educational data mining, web analytics, social network analysis, and natural language processing (Clow, 2013). For example, students' time-spent on different learning activities or their interaction frequency with peers can be monitored and assessed. LA assesses learning outcomes objectively, which shifts the focus of assessment to high-quality formative assessments rather than summative characterizations of learning, as occurs with the traditional large-scale summative assessment. One unique feature of formative assessment is that the use of assessment information is a part of the ongoing learning process and integrally connects with the curriculum and instruction that can reflect students' learning progression (Pellegrino, 2014). Consequently,

related stakeholders can harness the power of LA to trace every student's path of mastery to make interventions at an individual level. Action, the unique aspect of the definition, reflects the goal of the LA technique which is optimizing learning and the environments in which it occurs. Based on these three foundations, LA can lend real-time insights into the decision-making process for the related stakeholders by making sense of personal learning information.

LADs (Visualizations of academic information)

The personal learning data that LA collects would require tools for students to use to review and analyze their own learning history. Dashboard, a tool for monitoring and understanding business briefly, was borrowed from the Business discipline (Few, 2006). LA dashboards came into being to answer the call for emphasis on the analysis of learning progression to measure what learners are experiencing in the online learning environment. Since the Learning Analytics Dashboards (LADs) research field is still relatively young, most studies are exploratory and proof-of-concept studies (Schwendimann et al., 2017). Different definitions of dashboards exist due to its multifaceted nature. For example, researchers have made a distinction between various types of dashboards based on a variety of target audiences, including administrator dashboards, instructor dashboards, and student dashboards (Schwendimann et al., 2017).

The application of Expectancy-value Theory in LA and LAD

Aguilar (2016) examined the application learning analytics through the lens of motivational theories (e.g., Expectancy-value Theory, Achievement Goal Theory, Attribution theory, Social Cognitive Theory). LADs serve a pivotal role for students to evaluate themselves for making data-informed learning decisions. Due to the self-evaluated function of LADs, students' understanding of such data visualizations might influence both expectancies and values to some extent. The task-values construct has four components that can function to illustrate the effectiveness of data visualization regarding promoting learning outcomes, which could be influenced by a learners' task-value beliefs about their online learning activities. Since visualizations are designed to showcase what is necessary, the sense of importance might afford "attainment" interpretations. For example, a student who cares about math scores will alter their behavior to reach a higher achievement if several examinations reveal low performance. Also, the information on the LADs are evolving into the highly self-relevant and personalized dashboards, such as customizable LADs (Roberts, Howell & Seaman, 2017). Such meaningful visualizations meet students' needs and afford them intrinsic or interest value for learning.

In the context of MOOCs, people often volitionally enroll those courses relating to their career development. This kind of self-determined learning may be fostered by utility value or usefulness of the task components within EVT. Lastly, visualizations that depict comparative information might demotivate students with poor academic performance because they would feel that the cost of learning is not worth the effort since they are performing below the average (Schumacher & Ifenthaler, 2018).

Blended Learning and EVT

Our literature search yielded no relevant studies relating EVT and blended learning delivery modes. This is an area in need to further research.

Social Cognitive Theory

The Social Cognitive Theory (SCT), postulated by Bandura (1986), asserts that people are not victims of environmental influences nor do they function as autonomous agents, but rather act as partial contributors to their own motivations and actions (Bandura, 1989, 2001). Through a complex interchange between self, behavior, and environment, which Bandura (1989) referred to as “triadic reciprocal causation,” people experience the interplay of these determinants through internal processing (past experiences, motivation), external pressure (social context), and behavioral responses to their individual personal and environmental influences. In addition to the reciprocal determination tenet, SCT accounts for a person's behavioral capacity, vicarious or observational learning, reinforcement feedback, individual expectations, and individual self-efficacy (La Morte, 2018).

A central question in the SCT is how people take generative thought and influence it through proactive and reflective systems, not just through reactive systems (Bandura, 2001). Furthermore, SCT addresses the difference between the physical dimension of thought and its purposeful construction and use in functional ways, called acts of human agency (Bandura, 2001). Human self-determination is a combination of several human capabilities, namely, intentionality (symbolizing), forethought, observation, self-reaction, and self-reflection (Bandura, 1986; 2001; Stajkovic & Luthans, 1998). These five aspects of agency play significant roles in human self-motivation, which underpins both planning and action through the use of future-directed visualization, expectation evaluation through goal setting, competency development, conduct regulation, and examination of self-efficacy (Bandura, 2001; Bratman, 1999). Perceived self-efficacy is the linchpin in SCT due to its influence on personal adaptation and its impact on the other elements in the SCT (Bandura, 2001).

Bandura found that personal development is a central characteristic of human activity and part of being human is the concept of personal empowerment to, at least, aim toward actions that produce desired outcomes or prevent undesirable outcomes. Furthermore, individuals take this human agency into the realm of society through a collective agency. Bandura asserts that collective agency translates into a perceived collective efficacy that elevates groups to imagine achievement in a broader, societal sense. This results in a greater motivational ethic to commitments, greater resilience to adversity, enhances performance, and impacts educational self-development (Bandura, 2002).

The technological age holds the promise of helping learners of all ages and backgrounds to engage in online content for educational purposes. However, the age-old specter of learner motivation attenuates the hopefulness of what humanity and technology can accomplish in teaching and learning (Bandura, 2002). Students must develop cognitive skills, along with adeptness at self-regulation, as strong self-regulators flourish with increased motivation, greater degrees of self-efficacy, and improved academic achievement (Zimmerman, 1990). In addition to self-regulatory skills, learners must bring self-management prowess into play and continue to pursue goals in the face of obstacles (Bandura, 2002).

The Social Cognitive Theory in Online Learning

Reciprocal Determinism

The reciprocal determinism construct holds some credence in the development and functioning of online courses. Bautista (2013) found that leveraging previous online interactions with which students were familiar, such as online chats and virtual worlds, showed a high correlation to students' receptivity, participation, and success in scaffolding online discussions in Physics learning. Additionally, a very high positive correlation was found between a priori experience and student participation, formative, and summative assessments (Bautista, 2013). Reciprocal determinism is measurable and positively associated with students' abilities to mimic the complexity of discourse in an instructor's posts, in threaded discussions but not in terms of the word count (Ryan-Rojas, Douglass, & Ryan, 2012).

Vicarious (observational) Learning

Vicarious learning refers to the process of acquiring knowledge from non-involved observation (Bandura, 1986; Gholson & Craig, 2006; Mayer & Chandler, 2001). Vicarious learning can occur frequently in online learning scenarios that place students as observers rather than active participants in questioning or discussion (Gholson & Craig, 2006). Much research has been directed toward discerning what manipulations can influence online learning (Craig, Sullins, Witherspoon, & Gholson, 2006; McNamara, Levinstein, & Boonthum, 2004).

One mechanism for providing a rich observational environment is using animated agents (Craig, Gholson, & Driscoll, 2002). Because they can promote a sense of interest, and emotional overtones, animated agents can provide some features of human-human interactions that learners find engaging and motivational (Andre, Rist, & Muller, 1999; Craig, et al. 2002). These agents are not detrimental to learning and have been shown to improve skill learning during transfer tests (Craig, Gholson, Ventura, Graesser, & the Tutoring Research Group, 2000; Twyford & Craig, 2017).

Another tool for use in vicarious online learning is the use of deep level questioning as a dialog feature compared to a dialog of lesser depth (Craig, Gholson, Brittingham, Williams, & Shubeck, 2012). Deep reasoning questions result in higher post-test scores for learners compared to controls (Sullins, Craig, & Graesser, 2010).

Still another tool for affecting vicarious learning is modeling, which has always been the hallmark method of transmitting values, attitudes, thought patterns, and appropriate behavior (Bandura, 1986). Models activate and support appropriate behavior (Bandura, 1986; Twyford & Craig, 2017) and have been shown to be instrumental in improving goal setting and knowledge retention in multimedia environments (Twyford and Craig, 2017). Notably, models who initially demonstrate undesirable behaviors but transition into improved performance and confidence by employing coping strategies are impactful on improving posttest scores and improving self-efficacy measures (Braaksma, Rijlaarsdam, & van den Bergh, 2002). Modeling techniques can serve to demonstrate collaboration and questioning skills that can be transferred to any learning setting (Craig & Brittingham, 2013).

The advantages of tutoring to aid learning are well established (Chi, Roy, & Hausman, 2008; Twyford & Craig, 2017; VanLehn, 2011). Tutoring allows one-to-one interactivity and improved instructor engagement to deepen instructional interactions (Chi et al., 2008). Combining the

power of tutoring with social and cognitive advantages of modeling and collaboration have shown promise in student learning (Chi et al., 2008). Van Lehn (2011) demonstrated that systems-based tutoring that intelligently guides learners is as beneficial to learning as human tutors. Overhearing tutoring dialogue that incorporates deep learning questions resulted in improvement in both the amount of and relevance of student-generated content (Craig et al., 2000).

Reinforcement Feedback

Feedback falls into three basic categories: the knowledge of results, the knowledge of the correct response, and elaborated feedback (Wang & Wu, 2008). In web-based learning environments, student elaborated feedback was related to higher self-efficacy and students who received elaborated feedback had a promotion in self-efficacy due to the better quality of the feedback given (Wang & Wu, 2008).

Self-efficacy

Students' efficacy beliefs originate from self-persuasion which is informed through the cognitive processing of efficacy information (Bandura, 1989). Self-efficacy is distinguished from related concepts, such as self-esteem, in that it is largely performance-derived and has predictive discriminant validity for academic outcome measures (Bradley, Browne, & Kelley, Hodges, 2008; Lin & Overbaugh, 2009; Zimmerman, 2000). Self-efficacy originates from the combination of self-evaluations on performance mastery, vicarious experiences of observation and comparison (modeling), verbal persuasion and other social influences that indicate proficiency, and physiological states that tell us about our own ability (Bandura, 1986; 1989; Freudenberg, Cameron, & Brimble, 2011; Zimmerman, 2000).

Based on this "cognitive weighing process", a person's assessment of whether they can do something changes from situation to situation (Hodges, 2008; Zimmerman, 2000). Personal self-efficacy beliefs determine how much effort learners will put forth in online classes and how long they will persist when obstacles arise; therefore, educators should extend the focus of learning to include students' perceptions of ability and actual demonstrable ability (Hodges, 2008; Lin et al., 2009). Zimmerman (2000) stated that self-efficacy is sensitive to subtle changes in the context of performance, that it is interactive with self-regulated learning schemas, and mediates academic achievement.

In summarizing Bandura's work, Martin (2004), stated that self-efficacy is the most important aspect of self-regulation and self-regulation operates under the umbrella of self-determination. Self-efficacy encompasses both general beliefs an individual holds about their personal capabilities and task-specific beliefs (Bandura, 1989). Since self-efficacy beliefs are task-specific, changing learning modes from face-to-face encounters to online learning modes may affect a students' self-efficacy (Hodges, 2008).

Self-efficacy cannot be viewed without remembering the disposition of human agency in using vicarious means to evaluate oneself (Hodges, 2008). In experiments in which students received feedback on their own performance after viewing a modeled performance, improvements in persistence and self-efficacy were demonstrated (Hodges, 2008; Schunk, 1987). In research that

evaluated the role of peer-modeling to self-efficacy beliefs, self-efficacy affected a student's choice of activities and instructional interventions (Schunk, 1987; Zimmerman, 2000).

One such choice activity that is relevant to online instruction is the initial choice students must make regarding asynchronous versus synchronous online instruction. Lin et al. (2009) found that, in hybrid courses, two-thirds of students preferred asynchronous modes of interaction versus synchronous modes for conducting computer-mediated discussions. This preference was evident across genders. However, participants in the synchronous mode reported more efficacious perceptions than those in the asynchronous mode of learning in the subdomain of participation web activities. No differences in self-efficacy between learning modes were revealed in the subdomains of information literacy, learning theory, problem-based learning, cooperative learning, or general online communication. In general, females were likely to perceive themselves as more efficacious, but significance was only reached in the subdomain of learning related learning theory (Lin & Overbaugh, 2009).

Recently, Du and colleagues (2019) found three student variables that were related to self-efficacy in online collaborative learning. These variables, all of which exist at the student level are: 1) willingness to navigate and persist the challenge of groupwork, 2) experiencing a trusting relationship with other members of the group, and 3) sensing an influence from the course leadership. Their recommendations for establishing course leadership include designing high-quality group projects that are purposeful, meaningful, challenging and engaging (Du et al., 2019). Aubert and Kelsey (2003) found that trust was independent of successful group performance but that information symmetry (for example, 'quality' work had different definitions between participants), and good communication distinguished high-performing groups from low-performing groups. Teams that were low-performing had different perceived goals, communication difficulties, and lack of attending to known group-interaction problems (Aubert & Kelsey, 2003). De Dreu and Weingart (2003) found that relationship- and task-conflict had strong and negative correlations with team performance and satisfaction. Conflict had higher negative correlations in situations where the task was more complicated, such as during decision making and project work versus production work.

MOOCs/At-Scale and Social Cognitive Theory

Several search attempts were made to find research data directly linking Social Cognitive Theory with MOOCs, and Social Cognitive Theory with Learning At-Scale. Little to no information was found showing that research has been done on the connection between these two topics. It is highly plausible that modeling with video which has been shown to be highly effective for learning in computerized environments (Chi et al., 2008; Craig et al., 2006; Craig et al., 2009; Gholson & Craig, 2006) would transfer to MOOCs and learning at scale. As it stands, this report would indicate that such research is critically needed for the betterment in understanding MOOCs/At-Scale and the direction of future learning.

Blended Learning and Social Cognitive Theory

Self-efficacy has been shown to improve using blended learning experiences in teacher professional development courses (Abello, 2018). This effect was a consequence of improved modeling and collaborative skills, mastering blended learning skills through positive feedback, improved communication, and self-regulation (Abello, 2018). Al Fadda (2019) found that a

positive and significant correlation existed between self-efficacy and course grades and verbal ability and course grades; however, goal orientation, internet self-efficacy, time spent at studying, study environment, or help seeking behaviors were not associated with course performance. This supports earlier work that found a significant and positive relationship between success in online courses and self-efficacy. In blended learning environments, help seeking behaviors, internet self-efficacy, time studying, and the study environment may not be factors since there is regular interaction between students and the instructor (Al Fadda, 2019).

Self-Determination Theory

Researchers strive to figure out what motivates online students. Self-Determination Theory (SDT) is a prominent and well-established theory about motivation to learn established by Deci & Ryan (1980). SDT is considered a macro theory of human motivation because it addresses such basic issues as personality development, self-regulation, universal psychological needs, life goals and aspirations, energy and vitality, nonconscious processes, the relations of culture to motivation, and the impact of social environments on motivation, affect, behavior, and wellbeing (Deci & Ryan, 1980; 2008).

There are two major concepts within SDT that researchers have explored, which are the concepts of goal contexts (i.e., autonomy-supportive environments versus controlling social environments) and the concepts of goal contents (i.e., intrinsic versus extrinsic personal goals) (Deci & Ryan, 2008; Ryan & Deci, 2000, 2006; Vansteenkiste, Lens & Deci, 2006). The former focuses on what social context is related to learning; the latter focuses on what content of the goals people pursue.

The concept of goal contexts includes autonomy-supportive environments versus controlling social environments. Vansteenkiste and colleagues (2006) proposed a definition for autonomy-supportive environments based on Deci and colleagues' (1980) description of this concept. Autonomy-supportive environments were described as instructors endorsing a learner's learning choice through timely positive feedback, providing meaningful rationale if the choice is constrained, and refraining from the use of pressures and external rewards to motivate behavior (Vansteenkiste et al., 2006).

Contrastingly, Vansteenkiste and colleagues (2006) concluded that the second type of goal context—controlling social environments—tends to overly pressurize individuals into engaging in the learning, such as setting deadlines or using controlling language (e.g., “have to,” “should” and “ought”). They emphasized the unique role of autonomous motivation in SDT. Autonomous motivation is where choices originate with the learners (Deci & Ryan, 2008; Ryan & Deci, 2000, 2006; Vansteenkiste, Lens & Deci, 2006). Vansteenkiste and colleagues further proposed a motivational mediation model (Figure 1) indicating a positive association between the autonomy-supportive environments and learning outcomes (e.g., deep-level learning, greater achievement, and higher persistence at learning activities).

Secondly, the concept of goal contents includes intrinsic versus extrinsic goal framing (Deci & Ryan, 2008; Ryan & Deci, 2000, 2006; Vansteenkiste, Lens & Deci, 2006). Vansteenkiste et al. (2006) and Ryan and Deci (2000, 2006) contrast intrinsic goal framing (e.g., personal growth, meaningful relationships with others, becoming more healthy and fit, or contributing to the community) from extrinsic goal framing (e.g., fame, financial success, and physical appearance)

with respect to student engagement in the learning activity and student academic performance. Many SDT studies indicated that intrinsic goal framing in an autonomy-supportive conditions led to higher autonomous motivation, better test performance, and greater persistence than in the controlling context (Vansteenkiste et al., 2006; Ryan and Deci, 2000, 2006; Deci and Ryan, 2008).

Likewise, SDT studies (Vansteenkiste et al., 2006; Ryan and Deci, 2000, 2006; Deci and Ryan, 2008) maintain another motivational mediation model regarding goal contexts, as demonstrated in Figure 1. It is proposed that autonomous motivation also mediates the predictive effect of goal contents on learning outcomes.

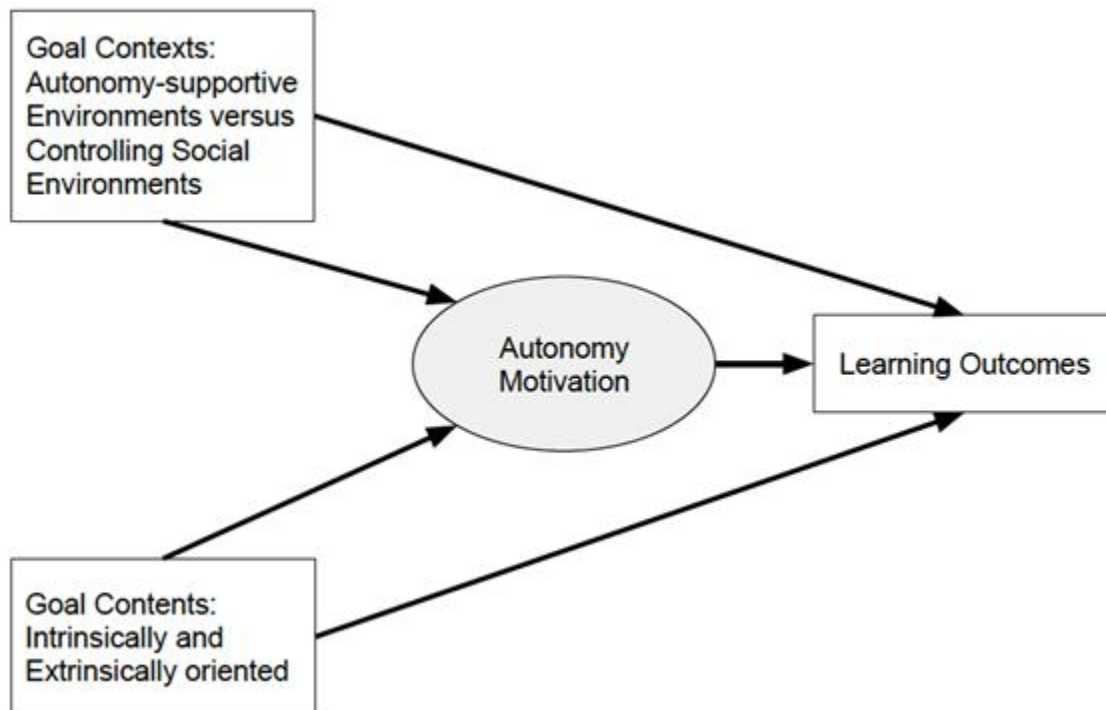


Figure 1. SDT Motivational Mediation Model

Self-Determination Theory in Distance Learning Practice

Andragogy and Heutagogy

Andragogy is associated with SDT (Cerccone, 2008; Beaven, Hauck, Comas-Quinn, Lewis, & de los Arcos, 2014). There is a close connection between SDT and andragogy that may contribute to design elements in the online learning environment. For instance, Cerccone (2008) presents five assumptions of andragogy that will effectively motivate online adult learners to be more engaged and self-directed. These assumptions primarily describe what adult learners might be like and what kind of instructions teachers should provide to help them become self-directed learners. Based on Canning (2010) and Blaschke (2012), there is a pyramid-type Pedagogy–Andragogy–Heutagogy Continuum in which learners’ maturity and autonomy increase and instructors’ control and course structuring decrease from pedagogy to andragogy to heutagogy. Beaven and colleagues (2014) pointed out a relationship between heutagogy and SDT because these two concepts are both intrinsic to learner autonomy and the experience of choice. Specifically, andragogy focuses on supporting self-directed learning, while heutagogy focuses

on promoting self-determined learning by endorsing one's actions with a full sense of choice and volition (Blaschke, 2012).

SDT in the online learning environment

Empirical studies have supported the mediating effect between the core concepts within SDT in the online learning environment (Chen & Jang, 2010; Kennan, Bigatel, Stockdale & Hoewe, 2018). The three core constructs in SDT, namely, autonomy, relatedness, and competency, have potential to address learning problems such as poor engagement, low academic achievement, and student attrition in online settings (Chen & Jang, 2010). For example, Chen and Jang (2010) have shown the intricate dynamics among contextual support, need satisfaction, autonomous motivation, and learning outcomes through SDT full model tests. In their study, Chen, and Jang (2010) found that contextual support (e.g., encouraging autonomy and competence support) combines with need satisfaction (e.g., perceived autonomy, perceived relatedness, and perceived competence) to produce an impact on students' learning outcomes. However, autonomous motivation failed to directly predict any of the learning outcomes in their study (Chen & Jang, 2010).

Kennan et al. (2018) found evidence of the relationship between self-determination and adult learners. Such relationships include evidence of the self-determination continuum posited by Deci et al. (2000) that ranges from a motivational (e.g., low perceived self-relevance) to intrinsic motivation (e.g., high perceived self-relevance), as well as the assumptions that underlie andragogy (e.g., meets learners' needs, career-oriented education, etc.). Kennan et al. (2018) raised the question of whether online instructors need to consider more practical considerations in online pedagogy and instructional design, such as the impact of age and class standing for online students in future SDT-based studies. (Kennan et al., 2018)

Also, Seiver and Troja's research findings (2014) suggest that it is not only essential to satisfy the needs of the majority of students in the courses by providing task-oriented and well-structured courses, but also to include off-topic discussions, collaborative work groups, and personalized communications from instructors in online courses in order to increase retention and student satisfaction among those students who have the highest needs for affiliation with online classes. However, the need for autonomy was not associated with satisfaction and success in online learning (Seiver & Troja, 2014).

These conclusions seem contradictory with what SDT has proposed. However, it also confirmed that the complex nature of the application of SDT in the online learning environment, and a 'one size fits all' approach in an online context does not work. The findings in Hartnett, George and Dron's study (2011) shows that autonomous motivation with insufficient scaffolding is detrimental for online learners because they may feel lost and unsupported. The incompatibility of the asynchronous communication medium and the frequent, ongoing, and collaborative problem-based learning activities is another challenge of online learning design. These findings shed light on rethinking the application of SDT in the online learning environment because of the dichotomous conceptualization of autonomous and controlling motivation within SDT. These two contradictory concepts could hardly explain student perceptions about online learning due to the diversity of its users and the various confounding variables in the online setting. Applying SDT directly into practice, causes many challenges. Practice (Hartnett, George and Dron, 2011).

MOOCs

MOOCs are often the setting in applying SDT in practice (Beaven et al., 2014; Loizzo, Ertmer, Watson & Watson, 2017; Martin, Kelly & Terry, 2018). Due to the nature of the MOOCs are heralded as being free-choice and autonomous learning opportunities, SDT as a prominent academic theory could be used to explain the motivational aspects of the design and use of MOOCs. Beaven and colleagues (2014) found that the effectiveness of SDT might vary for different types of MOOCs (e.g., task-based, content-based, and network-based). They also conclude that the participants in task-based MOOCs assume more self-determination and a higher degree of participatory literacy than those with a content-based focus (Beaven et al., 2014).

To gain a more conceptual understanding of the adult learners' MOOC experience, Loizzo et al. (2017) propose a conceptual framework of adult learner MOOC motivations and goals. Using virtual ethnographic methods to examine the online learning experiences of 12 adult learners, they identified three prevalent motivators that are influential in learners' motivation to enroll and participate in the *Human Trafficking* MOOC. These motivators were professional development or volunteerism, enjoyment of MOOCs, and flexibility of MOOCs. In line with SDT, the sense of choice and volition is paramount to the online learners. In a MOOC setting, learners can set their own learning goals and making their own decision about the degree of participation and the level of engagement. However, current MOOCs often do not provide learners with the opportunity to assess their own progress in relation to their personal goals (Loizzo et al., 2017).

Blended Learning and Self-Regulation and Self-Determination

Varthis and Anderson (2016) found that blended learning environments increased learner motivation, improvement in learning skills, active learning, perceptions of learning quality, and student self-regulation. Van Laer and Elen (2017) found that there were seven attributes of blended learning environments that could promote self-regulation: 1) authentic tasks, 2) tailored learning experiences, 3) learner control of pace, content, sequence, and learning activities, 4) scaffolding that helps students bridge their current zone of proximal development, 5) learner collaboration with the instructor and other students, 6) using cues to signal learners to reflect on critical content, and 7) learner calibration processes that allow learners to evaluate their own performance. Van Laer and Elen (2017) suggested that blended learning may prove more challenging for lower self-regulated students than for highly self-regulated learners. Silva, Zambom, Rodrigues, Ramos, and de Souza (2018) found that providing students in a blended learning environment with learning analytics feedback at frequent intervals improved student self-regulation. In an English language blended learning class, self-evaluation was found to be the single most important factor in a student's self-efficacy and self-efficacy was predicted by goal setting (Su, Zheng, Liang, and Tsai, 2018). Further, Su et al. (2018) found that students who were able to exercise self-regulation in their learning environment structuring increased the learner's self-efficacy in reading and writing.

Shea and Bidjerano (2010) found that self-efficacy and teacher presence were stronger in a blended learning environment. Learner self-regulation and self-efficacy (learner presence) must be supported in blended learning by fostering metacognitive, emotional, and behavioral aspects of students by helping them become active learners. Weaker students can benefit most

from teacher support through teaching self-awareness which is fostered by self-reflection activities (Shea and Bidjerano, 2010).

The Attribution Theory

In the case of attribution theory (AT), motivation is analyzable at the level of variability in reactions of one person to similar events (Cook & Artino, 2016). For example, after an incident happens, if the expected outcome occurs, a person may directly experience emotions like frustration (if the predicted outcome was negative, as expected) or happiness (if the predicted outcome was positive, as expected). However, when the result is unexpected, negative, or perceived by the person as important, it awakens a desire to understand the cause of the event. A person seeking to settle upon a reason for an outcome perceives the incident in specific environmental and personal conditions and will make an attribution that fits the perceived circumstances, such as luck, mood, another person, ability, effort, and so on.

Attribution theory presents three types of attributions that explain how individuals interpret casualty after an event (Weiner, 1979). These three attribution types are empirically demonstrated pathways along which interpretation of the events (attribution) can occur, namely, locus (e.g., internal/external; whose fault was the outcome?), stability (e.g., stable/unstable; is the outcome changeable for future events?), and controllability (e.g., controllable/uncontrollable; is the outcome modifiable by a person?) (Cook & Artino, 2016; Weiner, 1985, 2005, 2010). Attribution theory postulates that humans often subconsciously make sense of their success or failure via establishing a cause-effect relationship across these three dimensions based on the events in their lives. Further, attributions alone do not provide motivation, but instead attributions are psychologically reframed by a person into actionable responses (Cook & Artino, 2016). For example, if a person is late to work one day (unexpected outcome) because of heavy traffic (uncontrollable) due to emergency road construction (external locus) for a damaged guardrail (unstable) they may not feel the need to modify their morning routine (reframed into an actionable response). However, changing the conditions of the example can change the locus, stability, and controllability perceptions of the person, which may result in a change of action.

The Significance of Attribution Theory to Learning

Learners frequently search for causes of learning performance and behavior. Attribution Theory (Weiner, 1979; 1985) focuses on explaining “why” learners have different reactions to a given learning experience. AT posits two motivation perspectives: the intrapersonal versus interpersonal perspective. As its name indicates, the intrapersonal theory of motivation describes self-directed emotions, such as pride or self-esteem. The interpersonal theory of motivation pertains to other-directed emotions, such as sympathy and anger (Weiner, 2005; Graham & Williams, 2009).

There are links between the outcome attribution, the emotional feeling, and the chosen action which infer that thinking gives rise to feelings that guide actions (Weiner, 1979; 1985; 2007; 2010; Hareli & Weiner, 2002). When put into the context of the AT, learner's perspective of locus (whether a cause is internal or external to the individual), stability (whether a cause is constant or varying over time), and controllability (whether a cause is subject to deliberate alteration) affect the student's decision to alter their learning approach. Examples include perceptions such

as, student ability and effort are internal causes of success, whereas luck and help from others are external causes. Aptitude is perceived as constant, whereas luck is viewed as unstable or temporary. Luck and ability are unalterable, whereas effort is controllable by the individual. Each event is filtered through the student's personal grid and given an attribution. Attribution theorists believe that all causes, theoretically, fall into one of the eight cells of a dimensional matrix defined by locus x stability x controllability (Graham & Williams, 2009).

When motivation is initiated by achievement outcomes (e.g., achievement failure), then the causal search looks at others (teachers or peers) as responsible. For instance, in a school setting, teachers usually express sympathy to a low-performing student because, in this case, failure is attributed to a lack of aptitude, which is an unintentional and noncontrollable cause. However, if teachers think one's failure is due to an intentional lack of effort, it might elicit anger so that punishment or reprimand will follow (Graham & Williams, 2009; Weiner, 2005).

According to Weiner's work (2005), intrapersonal and interpersonal perspectives are interrelated. Sometimes, what appears positive in the interpersonal context (e.g., expression of an antisocial emotion) has negative consequences for personal motivation. For instance, help offered by a teacher may trigger negative thoughts about learning ability in a student (e.g., I am not smart, and I always need help). This situation will demotivate students in their pursuit of knowledge. Therefore, understanding the interrelations of these two perspectives in educational practice is crucial because it accounts for the discrepancy between students' own experiences of success and failure and others' impressions of them (Weiner, 2005).

The Application of Attribution Theory - Attribution Retraining (AR) Treatments

Attributional Retraining (AR) is an attribution-based intervention for young adults in competitive achievement settings which includes tactics such as encouraging students to adopt controllable and unstable explanations for academic failures, such as a lack of effort or a weak study strategy (Hall, Hladkyj, Perry & Ruthig, 2004; Hall et al., 2007). Some empirical findings show that AR improves students' performances, as evidenced by higher course grades and GPAs (Grade Point Average). Since better achievement usually leads to a positive emotion, AR is indirectly related to positive emotions (Perry, Stupnisky, Hall, Chipperfield & Weiner, 2010; Ruthig, Perry, Hall & Hladkyj, 2004; Hamm, Perry, Chipperfield, Murayama & Weiner, 2017). Specifically, Hamm and colleagues (2017) conducted a study to examine attributional retraining (AR) and stress-reduction (SR) treatments in an online learning environment to first-year college students who differed in cognitive elaboration skills (low versus high). They found that AR treatment had a significant effect on low-elaboration students by reducing the maladaptive attributions and increasing the positive emotions about academic performance. This finding is in line with Hall and colleagues' (2007) findings. Hall et al. (2007) found that writing-based AR intervention improved academic development for both low- and high-elaborating students. A significant improvement in course performance for low-elaborating students was detected (Hall et al., 2007). These findings are relevant in future exploration of AR in the online learning context to improve online student retention. The attributional model of motivation is a complex interrelationship between thinking, feeling, and acting, which is highly subjective. However, the online learning environment presents objective information, such as time-spent, grades, or interaction frequency. This information appears on the students' dashboards. Students have

accurate data to improve their subjective experiences employing AR interventions to increase achievement and persistence.

There is ample literature on the attribution-emotion linkage (Weiner, 1985; 2007; 2010; Hareli & Weiner, 2002). For example, Maymon and colleagues (2018) conducted two empirical studies to examine the relationship between causal attributions and emotions concerning academic computing difficulties in post-secondary education. These researchers found mixed effects on students' feelings that were elicited by internal and personally controllable attributions for computing challenges in two types of learning contexts (traditional and online). Specifically, controllable attributions for academic failure were beneficial for student learning, persistence, and achievement in a traditional learning setting. However, such attributions were detrimental to online students (Maymon et al., 2018). These findings demonstrate that context matters. When applied to online learning, stakeholders should remain mindful that the benefit of a personally controllable attribution in one context can lead to a very different emotional experience in another setting.

Attribution Theory and MOOCs/At Scale Learning

Several search attempts were made to find research data directly linking Attribution Theory with MOOCs and Attribution Theory with At Scale learning. Little to no information was found showing that little research has been done on the connection between these two topics. As it stands, this report would indicate that such research is critically needed for better understanding MOOCs and the direction of future learning.

Blended Learning and Attribution Theory

Research has shown that students can associate perceptions of their learning experience with positive feelings about their learning outcomes (Ellis & Han, 2018). Ellis and Han (2018) found that sometimes students avoid blended learning courses because they value working face-to-face with others rather than do solitary online work. They found that students may perceive that the online portions of the course are unrelated or unintegrated to the course. Additionally, students perceived that the use of online materials would increase their workload or that online contributions by other students were undervalued, so blended courses were avoided. Students who disliked blended learning tended to prefer face-to-face interactions, perceive that the face-to-face mode would be less work, and performed at a lower academic level. Students who held negative interpretations of the integration of the online course components and who esteemed contributions from other students less favorably also performed at a lower academic level (Ellis & Han, 2018).

Mosalanejad, Alipor, and Zanid (2010) found that the mean academic achievement score of blended learning participants exceeded that of traditionally taught students. Using the Attribution Measurement Test, which measures an individual's attributions about positive and negative consequences Mosalanejad et al. (2010) found that students in unfavorable conditions were more likely to attribute this position to internal, unstable, and local causes and to attribute favorable conditions to more external, unstable, and local factors (Mosalanejad, Alipor, & Zanid, 2010).

Goal Orientation

Goal-orientation theory is also known as Achievement Goal Theory (AGT) (Barron & Harackiewicz, 2001). There are four dimensions within AGT, including mastery-approach (e.g., learners intrinsically want to gain knowledge), mastery-avoidance (e.g., learning is driven by fear of failure and fear of looking “bad” compared to others), performance-approach (e.g., learners eagerly seek opportunities to publicly demonstrate competence), and performance-avoidance (e.g., learners are reluctant to undertake tasks out of fear) (Elliot & McGregor, 2001; Irvine, 2018). AGT is often used to distinguish between two dichotomous mindsets – fixed and growth mindset (Cook & Artino, 2016). Specifically, mastery orientation refers to a growth mindset in which ability is malleable and situations are controllable, while performance orientation refers to a fixed learning mindset in which ability is fixed and situations are less controllable (Cook & Artino, 2016).

A Brief Conceptual History of the Achievement Goal Construct

During the last 40 years, scholars like Carol Ames, Carol Dweck, Marty Maehr, and John Nicholls continuously revised the achievement goal construct (Elliot, 2005; Elliot, Murayam, & Pectrun, 2011). The initial achievement goal model, called the dichotomous achievement goal model, posited two achievement components designated as achievement goals (e.g., mastery goals versus performance goals) and approach goals (Ames, 1992; Elliot et al., 2011). These two components later formed a 2x2 achievement goal model by including a distinction between approach and avoidance motivations (see Figure 1) (Elliot, 1999; Elliot & McGregor, 2001). This resulted in four achievement goal constructs, namely, mastery-approach, mastery-avoidance, performance-approach, and performance-avoidance. Notably, there are two fundamental dimensions of achievement goals which are competence definition and competence valence.

Competence is the conceptual core of the achievement goal construct because it represents the reasons and aims that people use to evaluate their achievement (Elliot & McGregor, 2001; Elliot, 2005; Elliot et al., 2011). Competence definition refers to the standard and the referent that learners use to determine if they are performing well or poorly. Competence valence refers to two behavioral tendencies that are moderated by two temperaments, namely, positive temperament (e.g., success and competence) and negative temperament (e.g., failure and incompetence).

Competence Valence		Competence Definition	
		Mastery Goals	Performance Goals
	Approaching Success	Mastery-approach goal	Performance-approach goal
	Avoiding Failure	Mastery-avoidance goal	Performance-avoidance goal

Figure 1. Elliot and McGregor's (2001) 2x2 Achievement Goal Model

Rooted in the 2x2 achievement goal model, Elliot and McGregor (2011) later expanded the competence definition into three types of goals which include task-based goals, self-based goals, and interpersonal-based goals. These adjustments to the competence definition resulted in an achievement goal model framed in a 3x2 matrix with six goal constructs (see Figure 2). Specifically, task-based goals use task requirements as the evaluative referent for measuring the degree to which one has accomplished the task. Self-based goals use the personal learning trajectory of the student as the evaluative referent. Students' self-based goals help them calculate future performance considering past performance for goal setting. Interpersonal-based goals use a social-comparison as the evaluative referent, such as how one is doing compared to others.

As shown in Figure 2, a task-approach goal focuses on the attainment of a task-based competence (e.g., get the right answers) while a task-avoidance goal focuses on the avoidance of a task-based incompetence (e.g., avoid getting the wrong answers). Further a self-approach goal targets the attainment of a self-based competence (e.g., get a higher score than before), while a self-avoidance goal targets the avoidance of self-based incompetence (e.g., avoid getting a lower score than before). Finally, an interpersonal-approach goal centers efforts on the attainment of an interpersonal-based competence (e.g., getting a higher score than peers), while an interpersonal-avoidance goal centers on the avoidance of an interpersonal-based incompetence (e.g., avoid getting a lower score than peers).

Elliot and McGregor (2011) conducted two empirical studies to support the 3x2 achievement goal model. The results from both studies provide evidence to the antecedents and consequences of the achievement goal construct. Specifically, the approach and avoidance temperaments were predictive of the approach and avoidance goals. These findings replicated prior work in which a valence match existed, such that approach-based goals emerged from approach temperaments and avoidance-based goals emerged from avoidance temperaments. Moreover, task-approach goals positively predicted intrinsic motivation, learning efficacy, and content absorption in class, whereas self-approach goals were related to none of these variables. Also, these results suggest that the process of mentally contrasting a future possibility with a present reality is exceptionally impactful in setting self-approach goals. Finally, interpersonal-approach goals facilitated performance, whereas interpersonal-avoidance goals were detrimental for performance. They offered guidance in applying this model, which includes emphasizing to students the need to discourage the pursuit of interpersonal-avoidance goals and

recommending the benefits of promoting task-approach over self-approach goals (Elliot & McGregor, 2011).

Competence Valence		Competence Definition		
		Task-based Goals	Self-based Goals	Interpersonal-based Goals
Approaching Success	Approaching Success	Task-approach goal	Self-approach goal	Interpersonal-approach goal
	Avoiding Failure	Task-avoidance goal	Self-avoidance goal	Interpersonal-avoidance goal

Figure 2. Elliot & McGregor's 3x2 Achievement Goal Model

Achievement Goal Theory in Distance Learning Practice

As is the case with Attribution Theory, there is limited literature that characterizes the application of the AGT in an online learning context. Aguilar (2016) used a 2x2 achievement goal model to frame his studies in the realm of learning analytics, in which he proposed that AGT-inspired constructs are also applicable in the digital environment. Utilizing such constructs, online instructors can effectively intervene in student learning in terms of information visualization for increasing student academic motivation. Aguilar's (2016) work expands the application of AGT to the digital realm in other ways, such as the development of the Motivated Information Seeking Questionnaire (MISQ) to measure how students "make-sense" of or interpret graphical representations of their achievement data. For example, having students take MISQ prior to designing the dashboard will ensure that their general motivational orientation towards graphic representations is accurately measured so that students' dashboards only encompass highly self-relevant and meaningful graphic representations. Utilized correctly, the MISQ could provide designers with principles in the design of learning dashboards (Aguilar, 2016).

Other research points to practical uses of the EVT. Seldow (2010) concluded that accessing the online grade book has positively impacted students' levels of mastery goal orientation compared to using the traditional paper-based grade book. However, the performance-approach and performance-avoidance goal orientation were not significantly different between the online grade book and traditional paper-based grade book groups.

Crippen and colleagues (2009) conducted a study to examine the roles of goal orientation in learning from worked examples (e.g., an instructional technique of pairing a worked example with practice problems) to influence academic achievement. Their results indicated that a mastery-approach orientation strongly predicted achievement and a mastery-avoidance orientation was negatively related to achievement. With respect to the use of worked examples as a learning strategy, mastery-approach students may not perceive the worked examples to be as useful as the performance-oriented students because the worked example is considered to be too easy by the mastery group. Worked examples can be difficult to develop at the necessary depth of understanding for mastery-approach students (Crippen, Biesinger, Muis, & Orgill, 2009).

Blended Learning and Goal Orientation

Lewis (2018) found that students in blended chemistry classrooms showed higher task orientation than students in traditional classrooms. Lyons, Limniou, Schermbrucker, Hands, and Downes (2017) found students with mastery goal orientation and agreeableness had a significant and positive association with a preference for flipped classroom arrangements. Alvarez and Cuesta (2011) suggested that helping students set attainable goals contributes to self-efficacy in blended learning environments. Such assistance can take the form of articulating explicit learning objectives, providing students with estimates of time for task completion for each activity, and providing specific goals for each activity (Alvarez & Cuesta, 2011). Leung (2012) found that students learn better when they are provided with specific learning outcomes and that effectiveness in learning is situational in that environmental conditions can alter a student's self-efficacy. Leung (2012) stated that students experience more self-efficacy at the semester's end when due dates approach and that during this time, students spend less time on goal-setting and class activities and spend more time on writing up their assignments that are nearing due dates. Leung also found that freshman students experienced higher academic self-efficacy, stronger organization and attention to studies, and class communication than did senior students, indicating that freshman may be more excited about learning or have less workload than do seniors, which affects their learning effectiveness (2012). Tempelaar, Niculescu, Rientes, Gijsselaers, and Giesbers (2012) found that goal-setting behaviors have a marginal effect of student achievement emotions; however, a student's effort views substantially impact their achievement emotions.

Cognitive Theories

Working Memory

Current frameworks for multimedia learning are largely based on an understanding of human working memory, attention, and information processing perspectives. In this section, the discussion is limited to learning outcomes rather than perceptual or motivational outcomes.

Memory Structures and the Cognitive Architecture

For the purposes of this report, cognitive architecture consists of the sensory memory, working memory, and long-term memory (Mayer, 2014a), with the long-term memory being organized by structures called schema (Sweller, Ayers, & Kalyuga, 2011). The sensory memory represents how information is brought into the cognition space. For the purposes of common distributed learning contexts, we move forward with the cognitive theory of multimedia learning model's (Mayer, 2009, 2017) description of the sensory memory, which suggests that the sensory memory consists of both the eyes and the ears. There are numerous theories of working memory, its structure, and how information moves into the long-term memory. The interaction between working memory and attention can be complex (Awh, Vogel, & Oh, 2006). However, it is commonly held that the working memory is limited in capacity (Cowan, 2000, 2010; Mayer, 2014a; Paas & Sweller, 2014). This contrasts with the expansive long-term memory (Paas & Sweller, 2014; Sweller et al., 2011), which can maintain copious amounts of information in schemas (Sweller et al., 2011). With this basic understanding of the cognitive architecture, cognitive theories of learning from both general contexts (cognitive load theory) and multimedia learning contexts (the cognitive theory of multimedia learning) become relevant.

Cognitive load theory (CLT)

The limitations of human memory when dealing with new information are widely accepted (Sweller, Van Merriënboer, & Paas, 1998). Cognitive load theory (CLT) describes how working memory can only process a small number of independent elements of information at any one time (Baddeley, 1986; Mayer, & Moreno, 1998). Furthermore, CLT stipulates that too many elements in working memory impedes cognitive processing (Kalyuga, Chandler, & Sweller, 1999). Thus, cognitive load theorists suggest that working memory limitations must guide the design and presentation of instructional materials (Paas & Sweller, 2014; Sweller 1988, 1989, 2010; Sweller & Chandler, 1994). To facilitate learning, instructors must provide information in a way that allows students to efficiently transition information from the sensory and working memory to the long-term memory. Instruction must not overload working memory capacity.

The implications of the cognitive load theory for instructional design are rather straightforward in theory, although potentially more difficult in practice. Instructional designers work to moderate the complexity of the learning materials depending upon the prior knowledge, experience, and competencies of the learners, and strive to minimize or eliminate sources of extraneous cognitive processing to the fullest extent possible (Paas & Sweller, 2014). However, it is not always clear what should be considered “extraneous” or “germane” cognitive processing for a given task, topic, or learner. In addition, the focus of CLT is on general cognitive processing and the theory does not specifically address learning in multimedia or distributed learning environments.

One pitfall of CLT has been in relation to measuring cognitive load. There are numerous reported attempts to measure cognitive load through subjective self-report instruments (e.g., Anmarkrud, Andresen, & Bråten, 2019; Paas, 1992), dual-task methodologies (e.g., Korbach, Brünken, & Park, 2018), and physiological measurements (e.g., Dan & Reiner, 2017), however, there is little agreement on how to measure it. Specifically, debate continues over whether types of cognitive load (i.e., intrinsic and extraneous) can and should be measured or if the measurement should only include overall cognitive load. These are important issues because the instructional design effects noted in the next section have been posited to occur due to specific manipulations of intrinsic and extraneous cognitive load. Accordingly, we describe the effects as they are described in the literature, despite the limitations in measurement. For more in-depth discussions of the complications encountered when measuring cognitive load, see De Jong, (2010), Schroeder and Cenkeci (in press), and Zheng (2018).

Generalizable Design Principles

Research on Cognitive Load Theory had discovered several instructional design effects. This section briefly summarizes each effect derived from CLT.

The goal-free effect. Providing broader, non-specific instructional goals rather than a discrete goal facilitates learning in some situations (Ayres, 1993; Owen & Sweller, 1985; Sweller et al., 2011). A study by Ayers (1993) demonstrated that students in a goal-free group, working under the prompt, “find all known angles” outperformed students using the prompt, “find x”. While at face value this effect seems to contradict the fundamental tenets of CLT, Sweller et al. argued that removing a discrete goal for novice learners can help prevent the use of means-end analysis strategies which can increase extraneous cognitive load.

It appears that this design principle operates under nuanced use cases. For instance, some work around the goal-free effect has focused on determining whether the effect is specific to learning goals or problem-solving goals. One study found that non-specific goals can facilitate instructional efficiency (Künsting, Wirth, & Paas, 2011). Further work in the area has shown that non-specific problem-solving goals can aid learning and decrease cognitive load, but nonspecific learning goals did not significantly influence learning outcomes (Wirth, Künsting, & Leutner, 2009).

It is important to note that there may be exceptions to this design principle. For example, when the goal-free effect has been applied to video game environments, one study found no significant differences in learning outcomes (Nebel, Schneider, Schledjewski, & Rey, 2017), while another found mixed results (Erhel & Jamet, 2019). Accordingly, instructional designers should consider the context of the learning environment when implementing this design strategy.

The worked example effect. Learning can be facilitated by providing worked out examples of sample problems for students to study (Booth, McGinn, Young, & Barbieri, 2015; Sweller et al., 2011). There is an extensive literature base on learning from worked examples. Booth et al.'s (2015) review highlights how the effect has been found across a number of domains (primarily those involving some sort of mathematics, such as physics or algebra), as well as in the laboratory, classroom, and online settings. This is further supported by Renkl's (2014) review, which cites evidence that worked examples are typically efficient and effective for learning. Renkl (2014) described how worked examples are typically implemented: first, a theory, principle, or instructional strategy is introduced, after which worked examples are provided. Once learners have studied these worked examples, they are provided problems to solve (Renkl, 2014).

The worked example effect is thought to occur because when a novice tries to solve an unfamiliar problem, they may make guesses about the problem-solving strategy, creating sources of extraneous cognitive load (Sweller et al., 2011). Sweller et al. (2011) suggested that providing worked examples gives learners the strategies they need to solve the problem, thus reducing the extraneous cognitive load imposed by what could otherwise be means-end strategy use.

Booth et al. (2015) discussed four variants of worked examples that have been found to be effective, including comparing worked examples, incorrect worked examples, fading worked examples, and incorporating self-explanation into worked examples. Meanwhile, Renkl (2014) provided 10 instructional design principles for designing worked examples. For brief overviews of these strategies, see Booth et al. (2015) and Renkl (2014).

The split-attention effect. Requiring learners to split their attention between two or more sources of information impedes learning, and therefore the salient information should be presented in a coherent, integrated format to facilitate deep learning (Sweller et al., 2011). According to CLT, the split-attention principle takes place because integrated graphic designs lower the extraneous cognitive load imposed by the learning materials (Ayres & Sweller, 2014). Specifically, Ayres and Sweller (2014) specified that split designs require learners to integrate the two pieces of information in their mind, whereas integrated graphic designs reduce this

cognitive burden. The inhibiting effects of split-attention have occurred regardless of whether attention is split through temporal means, such as when an image is shown and accompanying narration is delayed, or spatial means, such as when a diagram and its labels are presented separately rather than in an integrated format (Ginns, 2006). The split-attention principle occurs when all information is necessary for understanding, when learners have low prior knowledge, and when the information being presented is complex (Ayres & Sweller, 2014).

Concerning temporal split-attention, a meta-analysis of 13 studies has shown that presenting relevant words and pictures at the same time can facilitate learning to a large effect ($d = .78$, Ginns, 2006). Similarly, a review of nine studies found a median effect size of $d = 1.22$ (Mayer & Fiorella, 2014). However, the effect may occur to a lesser extent when learners have high-spatial ability, when learners have control of the system, and when the information is complex or exceeds the working memory capacity (Mayer & Fiorella, 2014).

Spatial split-attention has received significantly more research than temporal split-attention. Two meta-analyses, with the more recent analyzing 58 independent comparisons, found effect sizes ranging from moderate ($g = .63$, Schroeder & Cenkci, 2018) to large ($d = .72$, Ginns, 2006). A review of 22 studies also found a median effect size of $d = 1.10$ (Mayer & Fiorella, 2014). While a few researchers have suggested conditions in which the spatial split-attention effect may not occur, Schroeder and Cenkci (2018) concluded that “Across a range of moderator variables, integrated designs were in almost all cases found to benefit learning” (p. 698).

The modality effect. The modality effect suggests that written text that accompanies a graphic should be provided through an auditory format rather than written (Mayer & Pilegard, 2014; Sweller et al., 2011). Research around the modality effect is extensive and has examined a wide variety of potentially moderating variables. Reviews and meta-analyses on the effect have shown that this strategy can facilitate learning, with effect sizes including $d = .20$ (meta-analysis after correcting for publication bias, Reinwein, 2012), $d = .72$ (meta-analysis, Ginns, 2005), and $d = .76$ (median effect size, Mayer & Pilegard, 2014).

The modality effect is believed to work because it reduces the amount of information being processed through visual means. As described in the Cognitive Theory of Multimedia Learning section, there are thought to be two primary ways of processing multimedia, the visual and auditory channels (Mayer, 2009; 2017), a view that is consistent with working memory research (Sweller et al., 2011). Researchers have suggested that written text and visual images together can overload the working memory capacity, however one can facilitate learning by offloading the written information to the auditory channel of working memory, thus reducing the strain on the visual channel (Mayer & Pilegard, 2014; Sweller et al., 2011). However, this interpretation has been questioned by researchers in the field. Reinwein (2012) argued that the working memory model being interpreted through CLT and the Cognitive Theory of Multimedia Learning cannot be used to explain the effect. A full explanation of this argument is outside of the scope of this paper. For more information see Reinwein (2012).

There are conditions in which the modality effect may not occur or may even be reversed. For instance, there is an on-going debate as to whether the pacing of learning materials can influence the effect, with some research showing that system-paced materials have the largest benefits and learner-paced materials showing an inverse effect (Ginns, 2005; Mayer & Pilegard, 2014). Meanwhile, Sweller et al. (2011) argued that the modality effect was robust across pacing conditions. Reinwein (2012) also found that the type of visualization can influence the effect, with

dynamic visualizations benefiting from the effect more than static. Other moderating variables include the complexity of the material, the learners' prior knowledge, the length of the material, and the learners' familiarity with the terms used in the instructional materials (Mayer & Pilegard, 2014).

The redundancy effect. The redundancy effect suggests that two sources of information that convey the same material, when presented simultaneously, can interfere with learning compared to if only a single source is used (Kalyuga & Sweller, 2014; Mayer & Fiorella, 2014; Sweller et al., 2011). For example, if a process diagram explains all of the processes within the diagram itself, but is accompanied by a redundant paragraph that adds no new information, it may not benefit learning because the diagram or the text could be understood by itself. Similarly, there are other situations in which redundancy can occur, such as when extraneous information is presented, but is unnecessary (Kalyuga & Sweller, 2014). This situation is also known as the coherence effect (Kalyuga & Sweller, 2014; Mayer & Fiorella, 2014). The redundancy effect is thought to occur because it reduces extraneous cognitive load (Kalyuga & Sweller, 2014; Sweller et al., 2011). Research has shown that non-redundant presentations can benefit learning, with a review finding a median effect size of $d = .86$ (Mayer & Fiorella, 2014). It is also noteworthy that there are situations where the redundancy effect does not occur or may reverse. Mayer and Fiorella (2014) outlined these situations when a reverse effect may be seen, such as when only a few words of on-screen text are used, when learners have high prior knowledge, and when there are no graphics used in the presentation.

The expertise reversal effect. The expertise reversal effect suggests that in some situations, learners with more expertise may not benefit as much, or at all, from instructional design strategies that benefit more inexperienced or less knowledgeable learners (Sweller et al., 2011). For example, Blayney, Kalyuga, and Sweller (2015) described how strong instructional supports are generally beneficial for low-experience learners, while the same supports may interfere with more knowledgeable learners' ability to learn the information. Recently, Chen, Kalyuga, and Sweller (2017) argued that this effect was a subset of the element interactivity effect, as described later in this report.

The guidance fading effect. Briefly, the guidance fading effect suggests that, as learners gain experience and knowledge to solve problems, the guidance and scaffolding should be faded in order to promote more problem-solving rather than guidance-following (Chen, Retnowati, & Kalyuga, 2019; Sweller et al., 2011). This effect is related to the redundancy effect and the expertise reversal effect. Essentially, when moving from worked examples to student-driven problem-solving tasks, the steps in the worked examples that are provided should be gradually removed, so the student solves more of the problem on their own over time (Chen et al., 2019). This process aims to remove extraneous cognitive load that may be due to redundancy as the learner gains proficiency at solving problems (Chen et al., 2019).

The imagination effect. Sweller et al. (2011) found the imagination effect suggests that, for learners with more experience in a domain, imagining how to solve the problem can aid learning compared to studying another worked example, which may be redundant. Presumably, allocating the working memory resources towards imagining how to solve the problem prevents working memory resources from being directed towards studying a redundant worked

example. However, as noted by Sweller et al. (2011), there are only certain conditions in which the effect may occur (Sweller et al., 2011).

The self-explanation effect. Sweller et al. (2011) described the self-explanation effect as related to the imagination effect in that, through self-explanation, learners are asked to think about how a problem might be solved and why, which requires the learner to think about the relations between different pieces of information. As with the imagination effect, this effect is more effective for learners with experience in the domain rather than novice learners (Sweller et al., 2011).

The element interactivity effect. Simply stated, the element interactivity effect suggests that the instructional design effects outlined here may not occur if the learning materials are not complex (Chen et al., 2017; Sweller et al., 2011). In short, Sweller et al. (2011) suggested that when learning materials are not complex, the instructional design strategies used may not matter as much because it may not overload the learners' working memory capacity.

The transient information effect. The transient information effect occurs when information is presented to a learner in such a way that it is gone before the learner can process it all (Leahy & Sweller, 2016; Sweller et al., 2011). Sweller et al. (2011) provided an example of a lecture - an instructor may verbally provide a lot of complex and interacting information that must be learned, but unless that information is written down or presented elsewhere, the learner may not process all of it in time before the teacher moves to the next topic, which could impede learning. Sweller et al. (2011) suggested that the transient information effect may explain the reverse modality effect findings (discussed in the modality effect section).

The collective working memory effect. Sweller et al. (2011) summarized the collective working memory effect as learners can learn more through collaborating with others than working alone, but the effect typically only occurs when the information is complex. When the information is not complex, individual learning seems to produce better results. This is a relatively new area of inquiry and there is limited research in the area compared to some other cognitive load theory effects. (Sweller et al., 2011)

Blended Learning and CLT

Transitioning a face-to-face course to a blended format may become increasingly common as blended learning becomes more prevalent. Designers and instructors will need to ensure that learners maximize their prior knowledge and motivation as more online instruction is utilized (Impelluso, 2009). Impelluso (2009) redesigned a computing course for non-majors using a blended learning format to maximize the germane cognitive load and reduce the extraneous cognitive load. To achieve this transition, vertical and horizontal scaffolding was implemented using a blended format that was half online and half face-to-face. Impelluso (2009) reported that using the blended format enhanced and streamlined the delivery of course materials, improved instructor evaluations, provided a cost savings to the institution, improved learning outcomes, and improved enrollment rates for the class (Impelluso, 2009).

Mattis (2015) found that a flipped classroom format afforded a decrease in mental effort and an increase in accuracy in the student cohort as problem complexity increased. The difference was significant between the two delivery modes in problems of moderate complexity and the modality effect was absent as accuracy improved to some degree at all levels of problem

complexity (Mattis, 2015). Similarly, Akkaraju (2016) found that threshold concepts in physiology learning could be improved as demonstrated by higher retention and pass rates. Akkaraju stated that intrinsic cognitive load was addressed in the flipped classroom by utilizing retrieval practice and pre-training. Extraneous cognitive load was ameliorated by using intentional content and germane cognitive load was increased by using increasing problem-solving time during face-to-face meetings.

Students' and tutors' reactions to a flipped classroom environment can be mixed (Goedhart, Blignaut-van Westrhenen, Moser, & Zweekhorst, 2019). Goedhart et al. (2019) found that while both groups had positive responses to the overall blended experience, praising the personalized pre-class learning and peer-learning classroom activities, some students did not agree that the flipped format contributed to positive learning outcomes. Students in the flipped classroom were shown to come to classroom meetings more prepared than for traditional classroom lectures and the availability of pre-class videos and reading materials gave students self-regulation opportunities, which could improve the quality of study (Goedhart et al., 2019). Goedhart et al. (2019) posited that providing pre-class content can be beneficial in lowering the students' cognitive load because students can exert learner control over pacing and frequency. Mooring, Mitchell, and Burrows (2016) demonstrated that there was a statistically significant increase in students' intellectual accessibility and emotional satisfaction in the blended classroom compared to traditional lecture courses as assessed via the Attitude toward the Subject of Chemistry Inventory Version 2. Mooring et al. (2016) suggested that their positive findings are due to the increased access to class material and the subsequent better use of classroom meetings for group work and discussion. This in-class change of format is suggestive of a decrease in cognitive load and a consequent increase in the emotional satisfaction and intellectual accessibility of the learners. Further, their findings encourage the use of blended learning in large enrollment, challenging courses (Mooring et al., 2016).

Cognitive theory of multimedia learning (CTML)

Mayer (2009, 2017) has defined a theory for multimedia learning that builds on core cognitive mechanisms applied specifically to multimedia materials. Mayer (2009, 2017) defines multimedia learning as learning via both verbal and pictorial representations (e.g., text, labels, diagrams, animations, and videos). Like CLT, CTML assumes that the working memory has a limited capacity, but the framework also includes two other assumptions: 1) that learners have two processors for handling new information depending on their modality (an auditory processor and a visual processor), and 2) that learners must be cognitively engaged to produce new knowledge structures based on these inputs (Mayer 2014). This cognitive engagement is viewed as processes of selecting relevant information, organizing it, and integrating it with their prior knowledge structures.

Regarding the first assumption, Mayer (2009) articulated how information is brought into working memory through either the eyes or the ears. Importantly, these separate processors can work together to create more concrete mental models. For example, in a multimedia lesson about bird flight, a learner might be exposed to the video of a bird in motion (visual) with narrated explanations of the process (auditory). A mental model of the process can be formed based on either the visual or auditory information. Yet, together, the visual and auditory mental

models can result in a more elaborate, and potentially more accurate, schema than information presented to either single processor alone.

Also, important, however, is that each processor is limited in capacity (Mayer, 2014), which echoes the limitations of working memory capacity as denoted in CLT. Thus, too much information presented to any one modality can overwhelm that processor. However, instructional designers, being aware of this fact, can strategically present information in both modalities to prevent such overload.

Regarding the second assumption, developing a coherent schema using both modalities takes work. Learners must actively put forth effort in their cognitive processes to learn. This active processing is described as consisting of selecting relevant words and pictures, organizing relevant words and pictures, and then integrating them into coherent mental models (Mayer, 2014a).

To summarize, CTML has similar implications as CLT but provides additional guidance for learning in multimedia learning environments. Since CTML describes two processors when dealing with multimedia learning materials, one can infer that designers need to moderate the amount of essential processing required by the learners depending upon their prior knowledge, experience, and competencies by moderating the amount of information sent through each processor. Furthermore, we can simultaneously present complementary information through both channels to create more elaborate mental models.

Generalizable Design Principles

Based on research around the CTML, researchers have investigated a variety of design principles derived from this work, including (Mayer, 2014b, 2017):

Coherence effect. See 'redundancy effect' in the cognitive load theory section.

Signaling effect. The signaling effect suggests that adding cues to direct a learner's attention can facilitate learning (Mayer & Fiorella, 2014). A review of the signaling principle found a median effect size of $d = .41$ (Mayer & Fiorella, 2014), while a larger meta-analysis found an overall effect size of $r = .17$ (Richter, Scheiter, & Eitel, 2016). Meanwhile, Schneider, Beege, Nebel, and Rey's (2018) meta-analysis of the signaling effect found effect sizes of $g+ = .53$ (retention) and $g+ = .33$ (transfer). Overall, signaling can benefit learning in some situations.

Signaling is believed to be an effective instructional design strategy because it reduces extraneous processing (Mayer & Fiorella, 2014). Specifically, when a complex graphic is placed on the screen, and a learner is asked to find a specific component in the graphic in order to understand the system, they may need to engage in a visual search task to find the relevant component, and this visual search task is extraneous cognitive processing. This process can be simplified by providing a visual cue that highlights the relevant component.

Redundancy effect. See 'redundancy effect' in the cognitive load theory section.

Spatial contiguity effect. See 'split-attention effect' in the cognitive load theory section.

Temporal contiguity effect. See 'split-attention effect' in the cognitive load theory section.

Segmenting effect. Mayer and Pilegard (2014) suggested that verbal information, such as narration during an instructional video, should be segmented into 8-10-second-long segments to

facilitate learning. This is known as the segmenting effect. Presumably this is effective as it helps manage the amount of essential processing the learner is engaging in at any given time, and allows them the ability to fully process the information before deciding to move to the next segment (Mayer & Pilegard, 2014). In their review, Mayer and Pilegard found a median effect size of $d = .79$.

It is noteworthy that in practice, rather than in a research lab, breaking instruction into 8-10 second segments may not be feasible. Exploring ways around this constraint, Schroeder, Chin, and Craig (in press) tested the effects of a segmented video, a non-segmented video with no learner control, and a non-segmented video with learner control. Their results indicated that giving the learner some form of control over the instructional video (such as pause, rewind, and fast forward) may be a feasible way of providing similar benefits as physically segmenting the video.

Pre-training effect. The pre-training effect states that “people learn more deeply from a multimedia message when they know the names and characteristics of the main concepts” (Mayer & Pilegard, 2014). Specifically, Mayer and Pilegard (2014) suggested that presenting the main ideas before describing how they are related to one another can benefit learning. For example, if a student is learning about how a bird flies, it may be beneficial to first learn about the shape of a bird’s wing and how air moves around shapes before discussing how air moves around the shape of the bird’s wing. Mayer and Pilegard’s (2014) review of studies around this principle found a median effect size of $d = .75$. Presumably, pre-training works because it reduces the amount of essential processing that the learner must engage in at any given time, thus helping to prevent overloading the working memory capacity (Mayer & Pilegard, 2014).

Modality. See ‘modality effect’ in the cognitive load theory section.

Personalization effect. The personalization effect suggests that using a conversational style for text or narration rather than a formal style can benefit learning (Mayer, 2014c). For example, instead of saying, “The heart pumps the blood through the human body,” one could instead say, “Your heart pumps the blood through your body.” Presumably, this simple change in wording helps establish the social processes in the learner (see social agency theory elsewhere in this report), which can lead to deeper learning (Mayer, 2014c). In his review, Mayer (2014c) found a median effect size of $d = .79$. Meanwhile, Ginns, Martin, and Marsh’s (2013) meta-analysis of the effect found that conversational style text aided both retention ($d = .30$) and transfer ($d = .54$).

Voice effect. The voice effect suggests that “people learn more deeply when narration in a multimedia lesson is spoken in a standard-accented human voice rather than in a machine voice” (Mayer, 2014b), and Mayer (2014b) found a strong median effect size supporting his review ($d = .74$). However, Mayer’s review is based on only six comparisons, with four of the six studies being conducted more than a decade ago.

More recently, the question of voice type in narration has been re-examined by researchers, often in the context of virtual humans. Craig and Schroeder (2017; 2019) argued that the voice effect could be an artifact of the technologies available when the original research was conducted. Craig and Schroeder (2017) found that a modern text-to-speech generated voice paired with a virtual human was more effective for learning on transfer outcomes and instructional efficiency than an old text-to-speech engine and a recorded human voice.

Meanwhile, Craig and Schroeder (2019) examined the same three voice conditions without an agent and found largely no significant differences among groups.

Taking a different approach, Davis, Vincent, and Park (2019) argued that the discussion about what voice to use should move beyond simple human or computer discussions and suggested that voice prosody could be an important factor to consider. In their study with non-native language speakers, they found no significant differences in learning outcomes between those who learned with high or low prosodic voices or a computerized voice (Davis, Vincent, & Park, 2019).

In summary, research around the voice effect has shown mixed results. At the present time, it is not abundantly clear whether recorded human voices or modern text-to-speech engines are more effective for facilitating learning. Moreover, research is needed to understand what voice features influence learning, as well as learners' perceptions of the voice.

Image effect. The image effect suggests that adding the visual image of the speaker on the screen may not greatly benefit learning (Mayer, 2014b), however this is a point of debate among scholars. In his review, Mayer notes that considered studies generally used speaking characters that were of low embodiment, meaning that they were not very humanlike, were stationary, or may not have used effective gestures. Overall, Mayer found a median effect size of $d = .20$, a small effect. This is consistent with the findings of Schroeder, Adesope, and Gilbert's (2013) meta-analysis, which found an overall impact of the use of virtual characters to be $g = .19$. Similarly, Heidig and Clarebout's (2011) systematic review found that there were largely no significant differences between groups that learned with or without a virtual character on the screen. However, all three sets of researchers noted that questions of the mere inclusion of a virtual teacher is too broad, and researchers should focus on the design of the virtual teacher rather than its inclusion. Heidig and Clarebout specifically highlighted potential design considerations, while Schroeder et al. revealed in which contexts the virtual on-screen characters show effectiveness. The most recent work in this area was Craig and Schroeder's (2018) review, which documents specific design considerations.

To summarize, research has shown that including an image of the teacher as a virtual character can be effective in some use cases. However, more research is needed to understand the implementations and populations for which they are most effective.

Embodiment effect. The embodiment effect suggests that on-screen characters that are embodied through gestures, such as pointing to relevant content, or have facial expressions, can increase learning compared to on-screen characters with less embodiment (Mayer, 2014b). Through his review, Mayer (2014b) found a median effect size of $d = .36$ across 11 comparisons.

In a more focused review and meta-analysis, Davis (2018) examined the influence of on-screen characters' gestures on learning outcomes. He found that gesturing on-screen characters facilitated both retention ($g = .28$) and near transfer ($g = .39$). However, Davis also highlighted a limitation in the sample he analyzed, which was that most studies only included signaling gestures ("deictic gestures to direct spatial awareness" (p. 204)). Overall, the research around the embodiment effect is somewhat limited in scope. While there has been a fair number of studies investigating how on-screen characters' gestures influence learning, many of these studies have been focused on gestures used by virtual characters rather than on-screen humans (e.g., Davis, 2018), and many studies have used signaling gestures rather than other types of

gestures. Clearly, more research is needed to more clearly understand when and what types of gestures should be used, and if the gestures used by actual human actors should be different than those used by virtual characters.

Guided discovery effect. It is well known that discovery learning, presented without any sort of guidance, generally is not effective when compared to other instructional strategies (De Jong & Lazonder, 2014). However, de Jong and Lazonder (2014) argued that guided discovery learning can be effective if the guidance is suitable for the learners. They highlighted six different types of guidance that can be incorporated into discovery learning environments: process constraints, performance dashboard, prompts, heuristics, scaffolds, and direct instruction. Importantly, de Jong and Lazonder noted that “As research on the orchestration of different types of guidance is still in its infancy, there are no concrete recommendations on this issue yet, meaning that teachers and instructional designers must rely on their professional insights” (p. 384).

Worked examples. See ‘worked example effect’ in the cognitive load theory section.

Self-explanation. See ‘self-explanation effect’ in the cognitive load theory section.

Generative drawing effect. The generative drawing effect suggests that having learners draw pictures during the learning process can aid learning because it facilitates generative processing (Leutner & Schmeck, 2014). However, Leutner and Schmeck (2014) noted that it is important that the drawing task itself is not designed in such a way that it induces extraneous processing. For example, they suggested that extraneous processing can be minimized by providing sample images of the primary items to be drawn, that way the learner does not have to create them from scratch and can simply replicate the images into whatever format they need to convey. In their review, Leutner and Schmeck (2014) found effect sizes ranging from $d = -.16$ to $d = .87$ for comprehension items and $d = -.05$ to $d = .90$ for transfer tasks.

Feedback effect. The feedback effect suggests that providing explanatory feedback can benefit novice learners more than simple corrective feedback (Johnson & Priest, 2014). Johnson and Priest (2014) specified that explanatory feedback refers to feedback which explains why an answer was right or wrong based on an underlying theory, mechanism, or principle. They suggested that corrective feedback creates extraneous processing because the learner must try and figure out why their answer was or was not correct, and this process may not benefit learning. In Johnson and Priest’s (2014) review of eight comparisons, they found a median effect size of $d = .72$. Finally, in order for explanatory feedback to be most effective, Johnson and Priest (2014) suggested that the feedback should facilitate the learner’s active processing, that the feedback should be provided in such a way that it is guided by other instructional design principles and effects, and that individual learner differences are considered (Johnson & Priest, 2014).

Multiple representations effect. When providing instruction is it common to represent phenomena in more than one way. For example, if learning about how a bird flies, one may present an image of a bird’s wing shape, an image showing how air moves around that shape, and the mathematical equations that dictate the lift achieved. Ainsworth (2014) suggested that multiple representations can be used in three ways: complementing one another, constraining something that is inherently complex to make it easier to understand, or for helping a learner construct a deeper understanding of the topic at hand. While Ainsworth (2014) provided a

detailed analysis of each of these use cases, there are also implications for instructional design provided. Namely, Ainsworth (2014) described how designers should try to minimize the number of representations used in order to facilitate reaching the learning goal, and when multiple representations are used, the learner should be encouraged to examine the representations in relation to one another.

Learner control effect. It is a common practice to provide learners with control over their computer-based learning environment. However, the term learner control can mean different things to different people. For the purposes of describing this effect, Scheiter (2014) described learner control as being related to the pacing and sequencing of the learning materials, as well as the selection of those materials and the way they are displayed. When examined in this light, it is apparent that decisions on how much control over their computer-based learning environment to provide learners can be complex. The learner control effect suggests that providing learners control over their learning environment can be effective, but only when supplemental scaffolding is provided and learners have high prior knowledge (Scheiter, 2014). As Scheiter (2014) summarized, there are limited situations in which research has shown learner control, as defined here, to be beneficial for learning.

It is important to note that learner control can be viewed as a continuum from no learner control through full learner control, as described in the preceding paragraph (Scheiter, 2014; Schroeder et al., in press). As such, it is important to realize that providing some aspects of learner control may be helpful in some situations. For example, Schroeder et al. (in press) found that having control over the pace of the instructional video aided learning, and some of the research around the segmenting principle is based on learner-controlled segments.

Collaboration effect. Collaboration is a common aspect of many active learning courses. However, there are certain situations in which collaboration is most beneficial. Kirschner, Kirschner, and Janssen (2014) suggested that in multimedia learning, collaboration is effective when the environment provides the proper scaffolding and tools to facilitate the interactions, when the information and cognitive tasks are distributed among group members, and when the task is sufficiently complex to require collaboration (see the collective working memory effect). To summarize, collaborative tasks should be intentionally designed to facilitate learning. Simple collaboration for the sake of collaboration will not always facilitate learning. Table 1 delineates their recommendations. However, instructional designers seeking to create collaborative learning environments are encouraged to see Kirchner et al.'s (2014) extensive review.

Table 1. A summary of Kirchner et al.'s (2014) recommendations for collaborative multimedia learning environments.

Principle	Recommendations of Kirchner et al. (2014)
Collaborative tasks need to be cognitively demanding	<ol style="list-style-type: none"> 1. Collaborative tasks should require more information processing than one individual could handle efficiently on their own. 2. Tasks must be adjusted as learners gain expertise.
Scaffolding should be provided by the environment	<ol style="list-style-type: none"> 1. Provide the learners with a collaborative workspace. 2. Ensure learners are familiar with other team members areas of expertise. 3. Learners should be required to evaluate their contribution to the team regarding their efforts invested. 4. The environment should allow for varied inputs and allow for the relations between these inputs to be shown. 5. Ensure all group members have access to all the materials. 6. Ensure the entire team understands the end goal of the task.
Distribution of information and tasks among the team	<ol style="list-style-type: none"> 1. Provide channels for communication. 2. Ensure team members know what the other team members are working on. 3. Promote group awareness with respect to how the team is functioning and who is working on what task.

Expertise reversal. See ‘expertise reversal effect’ in the cognitive load theory section.

Animations. Research in the multimedia learning space has also provided specific guidance for the design of animations. Animations differ from videos because videos capture everything within the scene, regardless of whether it is relevant to the learning situation, whereas animations are intentionally designed from the ground up and therefore can be made 100% relevant to the learning situation (Lowe & Schnotz, 2014). A recent meta-analysis showed that animations were effective compared to static graphics ($g = .23, p < .001$, Berney & Bétrancourt, 2016). Yet, the question of animation design is more complex than simply “creating an animation.” Lowe and Schnotz (2014) recommended the following for designing effective multimedia animations: a) define the animation’s purpose before design so that it can be purposefully designed, b) carefully examine the needs of the learning situation and the affordances of the medium chosen. In short, animation is not always the best medium, c) consider how the animation will be perceived by the learner, and ensure that the perceptual attributes of the animation facilitate the desired goals, d) provide cueing when necessary within the animation, but keep in mind that traditional cues may not be as effective in animations due to the medium, and alternatives may need to be considered, and e) interactive animations can be effective, however the designer must consider the design of interactivity with the same level of attention as the animation itself.

Blended Learning and CTML

Because blended learning courses generally offer multimedia components for students to view online, the CTML must be in the forefront of media development (Amaka & Goeman, 2017). A review of the literature by Amaka and Goeman (2017) revealed that several design principles should govern multimedia use in blended courses, namely, navigability, flexibility, interactivity, (a)synchronicity, ease of use, media richness, individualization, mobility, proximity, and responsiveness. They found that the studies that were reviewed supported the CTML and the Media Richness Theory (MRT), and that the multimedia principle was upheld as most studies demonstrated that media fostered deeper learning. Many of the studies were U.S. higher education based and the authors caution that the trends may not be easily transferred to other locations and populations.

The Role of Affect in Learning

In addition to beliefs about one’s capabilities, students also experience meaningful emotions related to the learning experience or environment. In contrast to classic emotions described by Ekman and colleagues (e.g., anger, disgust, happiness, etc.), academic emotions can be described as cognitive-affective states that represent a cognitive experience (e.g., failing to understand a topic) and an emotional response to that experience (e.g., confusion or frustration; Ekman, Friesen, & Ellsworth, 1972,). These emotions have been shown to impact self-regulation (Pekrun, Goetz, Titz, & Perry, 2002), engagement (Pekrun & Linnenbrink-Garcia, 2012), and academic achievement (Pekrun et al., 2002; D’Mello & Graeser, 2012).

However, academic emotions can have complicated relationships with learning. The learner’s prior knowledge has been shown to predict enjoyment of future learning (Goetz, Frenzel, Hall, & Pekrun, 2008). Further, the lack of enjoyment of the learning experience (e.g., boredom) has shown negative relationships to learning (Baker, D’Mello, & Rodrigo, 2010; Craig, et al., 2004).

Emotions are prevalent when working with technology (D’Mello, 2013) and have been shown to have a significant impact on learning (D’Mello, 2013; D’Mello & Graesser, 2012). Research on affect and technology has mainly focused on detection and creating systems that can dynamically respond. For example, an effective, affect-sensitive version of the tutoring system AutoTutor included a pedagogical agent that was responsive to the learner’s affective state and displayed affective expression and feedback (D’Mello, Craig, Fike, & Graesser, 2009; D’Mello & Graesser, 2008). However, it has also been shown that agent displaying emotions such as uncertainty or skepticism within non-interactive environments can have a small positive impact on learning (Sullins, Craig, & Graesser, 2009).

In the multimedia learning literature, affective or emotional response is a relatively new line of inquiry. However, multiple potential models have been proposed by researchers, such as the Cognitive-Affective Theory of Learning with Media (CATLM, Moreno, 2006; Moreno & Mayer, 2007) and the Integrated Cognitive Affective Model of Learning with Multimedia (ICALM, Plass & Kaplan, 2016), which have been influential in research around emotional multimedia design. We review each of these areas of research below, in addition to the Control Value Theory of Achievement Emotions (CVTAE, Pekrun, 2006).

Cognitive-Affective Theory of Learning with Media

The CATLM is an extension of the CTML (Mayer, 2014; as discussed elsewhere in this report). In short, the CATLM extends the CTML by modeling how all five senses of humans are part of the sensory memory rather than only sight and hearing (as is the case in CTML), and noting that metacognitive processes, motivation, and affect can influence attention and perception, as well as the selection, organization, and integration of learning material in the working and long-term memories (Moreno, 2006; Moreno & Mayer, 2007).

Integrated Cognitive Affective Model of Learning with Multimedia

The ICALM can be viewed as a modification of the CATLM or an extension of the CTML. Whereas CATLM notes meta-cognitive processes, motivation, and affect as influencing the learning process, ICALM suggests that affect is sensed from the learning materials, and that emotional self-regulation, in the form of attributed affect or mood, and then interest, motivation, or mood influence the organization and integration of information in the working memory (Plass & Kaplan, 2016).

Emotional Design

Relatedly, researchers in the multimedia learning literature have explored the notion of “emotional design”, which seeks to encourage positive emotions from multimedia learning environments (Um, Plass, Hayward, & Homer, 2012). These types of studies have examined how features such as shapes (Plass, Heidig, Hayward, Homer, & Um, 2014; Um et al., 2012), colors (Plass et al., 2014; Um et al., 2012), aesthetics (Heidig, Müller, & Reichelt, 2015), usability, emotionally-charged and context-specific pictures (Schneider, Nebel, & Rey, 2016), emotionally-charged text (Stark, Brünken, & Park, 2018) anthropomorphisms (Park, Knörzer, Plass, & Brünken, 2015), and combinations of some of these factors (Mayer & Estrella, 2014) can influence learners’ emotions and/or learning outcomes. Leutner (2014) noted that while researchers have sought to find if affect mediates learning, in line with CATLM (Moreno, 2006), research in the area is in its infancy. However, affective and cognitive trait constructs may influence learning (Leutner, 2014).

Control Value Theory of Achievement Emotions

Researchers have long sought to understand the role of emotions in relation to achievement. Pekrun (2006) defines achievement emotions as those “tied directly to achievement activities or achievement outcomes” (p. 317), or more specifically, activity emotions and outcome emotions, respectively. Pekrun suggested that emotions can be about a specific point in time, known as state achievement emotions, or emotions that are experienced repeatedly in reference to a specific task or outcome, known as trait achievement emotions.

At the high level, Pekrun (2006) outlined how value (positive, negative, or mix) and control (from low to high, or internal, external, or irrelevant) appraisals can focus on activities, or prospective or retrospective outcomes (p. 320). Moreover, Pekrun highlighted specific emotions tied to these appraisals and focuses, including hope, joy, shame, frustration, and boredom, among others. Finally, Pekrun noted that these emotions are likely domain specific, like how self-concepts are domain specific.

There are several determinants of achievement emotions, including, but not limited to factors such as achievement goals, social and cultural factors, cognitive resources, and self-regulation (Pekrun, 2006). Perhaps most importantly, Pekrun (2006) noted how the design of the learning environment and the social environment can influence appraisals, emotions, and subsequently, learning outcomes (p. 328).

While the influence of emotions on learning processes is of interest to many educators, there are challenges associated with measurement. As Pekrun (2006) noted, “the close conceptual and empirical links between the three categories represent a challenge for empirical research that cannot be sufficiently met to date” (p. 330). However, Pekrun (2006) highlighted the following seven considerations for instructional design: 1) the demands of the task, 2) the development of values, 3) promoting self-regulation and cooperation, 4) the structure of the goals, 5) the type of feedback provided, 6) addressing negative appraisals or emotions that students may have, and 7) promoting emotional self-regulation (p. 334-336) (Pekrun, 2006).

Blended Learning and Affect

Many studies attempt to qualify online course success by analyzing LMS data to examine time spent on material and numbers of assignments submitted as predictors of student success; however, numbers alone do not tell the whole story of online learning environments (Ramirez-Arellano, Bory-Reyes, & Hernandez-Simon, 2019). In a study of a blended learning environment, student performance, as determined by overall grade, was negatively affected by negative emotions and test anxiety; however, positive emotions were not linked to improved overall grades, suggesting that negative emotions play a stronger role in student performance than do positive emotions (Ramirez-Arellano et al., 2019). Jeong, Gonzalez-Gomez, and Canada-Canada (2016) found that flipped classrooms elicited more positive student emotions than negative ones and demonstrates that blended learning holds promise for use as a learning modality regarding student affect.

Affect in Learning with MOOCs

Affect in learning plays a significant role in the use of MOOCs; from subtle differences MOOCs present in addressing learners in an online environment (Riehemann & Jucks, 2018), to the broader studies regarding their overall experiences in the MOOCs (Chang, Yu, & Chun, 2015). Drop-out ratio continues to be an issue for MOOCs and affect in learning has been examined in attempts to reduce this problem (Wang, He, Guo, & Wu, 2019). The current belief being that the drop-out rate could be curbed if MOOCs provided a more positive experience to the user. The wide variety of learners coming to the MOOCs systems has also spurred research into differences in: attentional levels and cognitive styles (Chang, Lin, & Chen, 2019), goal setting (Henderikx, Kreijns, Castaño Muñoz, & Kalz, 2019), and what causes immediate positive or negative feelings towards the MOOCs (Xing, Tang, & Pei, 2019).

Cross-cutting theories/ideas

Self-regulation, metacognitive monitoring, and regulation

Definition and History

Panadero (2017) analyzed and compared six models of Self-Regulated Learning (SRL). The first three models of SRL were developed by Zimmerman from a social-cognitive perspective. The first model, the Triadic Analysis of SRL, focuses on the interactions between the environment, the person, and behavior and is coordinated with Bandura's model of social cognition. The second model shows the three cyclical phases of SRL including forethought, performance, and self-reflection. This model is the initial appearance of the interrelationship of metacognitive and motivational processes in SRL. The third model is a modification of the second model, in which several subprocesses were added into each cyclical phase of SRL. This last model became a representation of Zimmerman's SRL model. This third model incorporates forethought, performance, and self-reflection (Panadero, 2017). The forethought phase represents students' analysis and plans of tasks and goals and the performance phase is the execution of the task and plan. Students need to monitor their processes and motivate themselves throughout the phases and the self-reflection phase is when students assess their own performance of the task and make meaningful reasoning for their success or failure.

The empirical studies in terms of the effect of this model showed that higher achievers showed more use of subprocesses from the cyclical model (DiBenedetto & Zimmerman, 2010); young male experts performed more SRL actions compared to young male novices in basketball (Cleary & Zimmerman, 2001).

The next two models of SRL were developed by Boekaerts (1991) from the lens of goal setting in relation to emotion. One is named the six-component model of SRL, and another is the dual processing self-regulation model. Specifically, the six-component model of SRL is used mainly to train teachers and construct new instruments for research due to its well-defined structures (Panadero, 2017). The dual processing self-regulation model, as the representation of Boekaerts' work, underscored the role of goal paths in students' behavior change. In particular, the appraisals are crucial to determine students' goal paths. For example, students were most likely to go for the well-being pathway to protect their beliefs (e.g., self-concept of ability) if the task triggered their negative emotions. However, if the task is coherent with their needs and goals,

their positive emotions were triggered and this would lead to a growth pathway in which students would amplify their competence (Boekaerts & Cascallar, 2006; Boekaerts, 2011).

The empirical support of the dual processing model indicates that competence and value appraisals positively influenced students' outcome assessment and reported effort. For example, students who had reported that they were capable of doing their homework turn out to invest more effort in doing math homework because they produce more positive emotions during the task (Boekaerts, Otten, & Voeten, 2003; Boekaerts & Rozendaal, 2007). Another major contribution that Boekaerts (1999) made is the development of the Online Motivation Questionnaire (OMQ), which measures the "sensitivity to learn in concrete situations." For instance, on this questionnaire, students self-report their perceptions regarding a certain task (e.g., feeling about this task and the effort they will spend on this task). Then they report how they evaluate their feelings and attributions after the task (Boekaerts, 2002).

A widely used model in the computer-supported learning settings (Panadero, Klug, & Järvelä, 2016), was developed by Winne and Hadwin (1998) by integrating the metacognitive perspective. Notably, instead of emphasizing the role of emotion, such as exists in the Dual Processing Model, this model only mentions motivation. This model describes a feedback loop in which students cognitively monitor their activities and change strategies (Winne & Hadwin, 1998). There are four phases within this model: a) task definitions (e.g., the understanding of a concrete task), b) goal setting and planning (e.g., goals and a plan to achieve the task), c) enacting study tactics (e.g., the use of strategies to attain the goals), and d) metacognitively adapting studying (e.g., a volitionally long-term and deep changes in motivations, beliefs and strategies for the future after the completion of the previous phases)

Winne and colleagues have more recently explored the effect of this model in computer-supported learning environments. They found that tracing students' online learning data brought promising insights to the SRL field and provided a new approach to measure SRL (Winne, Hadwin, & Gress, 2010; Winne & Hadwin, 2013; Winne & Baker, 2013). For example, Azevedo and Hadwin (2005) found that adaptive scaffolding was effective for increasing descriptive knowledge (e.g., a contrast of the procedural knowledge, also known as "know-how"), and increasing frequency of some SRL strategies.

Further, Pintrich's SRL Model is another model that emphasizes the role of motivation. He created the motivated strategies for learning questionnaire (MSLQ; Pintrich, Smith, Garcia, & Mckeachie, 1993) and conducted empirical work on the relationship of SRL and motivation (Pintrich, Marx, & Boyle, 1993a). This model consists of four phases: a) forethought, b) monitoring, c) control, and d) reaction and reflection. Each of the phases has four different focal points for regulation: cognition, motivation/affect, behavior, and context. Therefore, the combination of phases and focal points provides a comprehensive picture that makes Pintrich's SRL Model unique.

Efklides's model (2011) is another model that emphasizes metacognition and is known as the Metacognitive and Affective Model of Self-Regulated Learning. MASRL consisted of two levels: the person level (macro level) and the task-person level (micro level). This model contains most of the common factors within SR, such as cognition, motivation, metacognition, etc. In addition to the person level, the MASRL model contains a task-person level (micro level). At the micro level, four basic components exist, including cognition, metacognition, affect, and regulation of affect and effort. This level is bottom-up because students' actions are controlled by their

metacognitive activities. This model illustrates the relationship between metacognition, motivation, and affect via two different levels in self-regulated learning. Also, Efklides (2002) created the Metacognitive Experiences Questionnaire, to examine the role of metacognitive experiences (e.g., feelings and judgments) in cognitive process and found that feeling and judgments serve as a monitor and controller in one's decision-making process because a person's perceptions are able to affect his/her ways of dealing with the task.

Lastly, a model known as Socially Shared Regulated Learning model was proposed by Hadwin, Järvelä, and Miller (2011). One premise of this model is that group members need to establish a shared common ground and share their task perceptions and strategies to effectively collaborate with each other. In other words, learners' regulatory actions are distributed because it involves an adaptive process of interaction with the group members (e.g., co-regulation; Hadwin, Oshige, Gress, & Winne, 2010). There are four loops within this model: a) groups negotiate and co-construct shared task perceptions, b) groups set shared goals and plans, c) groups strategically collaborate with each other through monitoring activities and changing their perceptions, goals, plans or strategies, and d) groups co-evaluate and co-regulate for future performance in order to build a collective level of regulation (Hadwin, Järvelä, & Miller, 2011). This concept of collective regulation sheds lights on the investigation of the shared motivation and emotion within SRL in the context of online learning because the diversity of online learners and the complexity of online resources seems to hinder learners' effective collaborative learning to some extent.

The Distinction Between SRL and Metacognition

Due to a strong emphasis on metacognition in some models mentioned above, it is helpful for us to distinguish SRL and Metacognition to better understand the mechanisms of SRL and improve the effectiveness of SRL in practice. Metacognition is literally defined as a model of cognition at a meta-level (Nelson & Narens, 1994). At the simplest level, metacognition is thinking about your own thinking, which involves people's awareness of the outcome of the monitoring process (Efklides, 2008). This might explain why metacognition and self-regulation are always intertwined; they are both related to self-awareness and regulatory action.

Despite these shared core concepts, they are still different from each other due to the theoretical roots of the concepts (Fox & Riconscente, 2008). Specifically, the core meaning of metacognition focuses on the individual's cognition. Yet, self-regulation is considered as the result of individual-environment interaction (Dinsmore, Alexander, & Loughlin, 2008). Secondly, there are three distinct facets of metacognition, namely, metacognitive knowledge (MK), metacognitive experiences (ME), and metacognitive skills (MS; Efklides, 2008). Specifically, MK refers to declarative knowledge such as language, memory, and so forth (Fabricius & Schwanenflugel, 1994). There are strong relations between language abilities and theory of mind (TOM), as well as with MK (Brown, Donelan-McCall, & Dunn, 1996; Lockl & Schneider, 2007). ME refers to metacognitive feelings and judgments the person has of task features (Efklides, 2001, 2006), such as the feeling of familiarity, feelings of difficulty, or of confidence, and estimates of effort expenditure, etc. MS refers to procedural knowledge (e.g., know-how; Efklides, 2008).

To activate MS, a person must be aware of the fluency of personal cognitive processing and be aware that conflict or error has occurred in the current situation (Efklides, 2008). In other words, MS involves strategy use for planning, monitoring, executing, and evaluating task processing.

Therefore, SRL is a volitional action for achieving self-goals. To self-regulate, people need to be self-aware of the interaction between their goals and their cognition, emotions, behavior, and environment (Kuhl & Fuhrmann, 1998). Notably, ME is a pivot in that it makes people aware of their state of cognition and triggers corresponding control strategies to cope with the deficit between the current situation and the goals.

The Applications of Self-regulated Learning in Practice

There has been a substantial growth in the body of literature on self-regulated learning (SRL) in online learning (Lee, Watson & Watson, 2019; Littlejohn, Hood, Milligan, and Mustain, 2016; Broadbent and Poon, 2015; Broadbent, 2017; Bannert, Sonnenberg, Mengelkamp, & Pieger, 2015; Müller & Seufert, 2018; Lee, Lim, and Grabowski, 2010).

MOOCs

Lee, Watson, and Watson (2019) conducted a systematic literature review on self-regulated learning (SRL) in massive open online courses (MOOCs) by reviewing the studies on SRL in MOOCs published from 2008 to 2016 (47 articles). They first indicated that the topic of SRL in MOOCs has increasingly received attention from researchers and confirmed that SRL is one of the main themes of current and future research on MOOCs. During their review, they identified that there is a positive correlation between SRL and MOOC learning as well as MOOC learners and SRL strategies.

Specifically, they concluded that there are three major motivational-related self-regulation strategies that positively affected MOOC learners' learning outcomes including self-efficacy, task value, and goal setting. For example, Littlejohn and colleagues (2016) found that there is a distinct difference between the motivations of learners with high SRL scores and low SRL scores. The high SRL scores learners tended to be more engaged in the MOOCs by perceiving MOOCs as a professional learning opportunity to improve their level of knowledge and expertise rather than simply passing the exams. MOOCs, as non-formal learning, afford learners the freedom of learning based on their various needs. This study sheds light on how MOOCs should be designed and evaluated (Littlejohn et al., 2016). Instead of focusing on gaining a certificate or completing a course, a focus on encouraging learners to adopt more flexible self-regulated strategies, such as providing effective evaluation on their learning in relation to how well it related to their professional roles and how their learning should be adjusted towards their goals.

In addition, Lee and colleagues (2019) also identified three behavioral and contextual regulation strategies including help seeking, time management, and effort regulation. In particular, the discussion forum is a vital source of help-seeking behaviors in a digital learning world (Milligan and Littlejohn, 2016). Also, a few articles proposed that time management is another critical factor influencing MOOC learning. For instance, poor time management skills have been shown to be a major cause of MOOC dropout (Nawrot and Doucet, 2014; Kizilcec and Halawa, 2015; Onah and Sinclair, 2016). These findings point to time management strategies as critical in the design or evaluation of MOOCs such as providing an adjustable timeline template for learners to customize their own learning schedules and offering timely feedback on feasibility.

Lastly, Lee and colleagues (2019) presented several different SRL interventions and MOOC designs based on different theoretical frameworks of SRL that was adopted in the literature. However, the effect of SRL interventions is quite limited. Neither the self-regulated

prompts/widget that allows MOOC learners to compare their behaviors with successful MOOC learners' behaviors nor the study tips on SRL strategies could make any significant differences in improving the learning outcomes. In terms of MOOC designs, some design guidelines for facilitating SRL in MOOCs are providing design templates, promoting scaffolding activities, and supporting participants' development of metacognitive strategies (García, Tenorio, & Ramírez, 2015; Park, Cha, & Lee, 2016; Milligan and Griffin, 2016).

Learning Strategies

As one of the most important learning strategies in the online learning environment, SRL strategies continue to receive educators' and practitioners' attention. Broadbent and Poon (2015) conducted a systematic review to examine the role of SRL strategies in academic achievement in online higher education settings from 12 studies that were published from 2004 to December 2014. These SRL strategies are metacognition, time management, effort regulation, peer learning, elaboration, rehearsal, organization, critical thinking, and help seeking. However, they found out that the effect of SRL strategies in online learning is very limited. The authors believed that there are other factors that could be more important in online contexts other than SRL strategies. The authors further suggested that we should not assume that the application of SRL strategies in online learning is as effective as in the traditional classroom setting. We should not assume online learning will foster SRL strategies either. Instead, we should consider other factors, such as peer learning, since interaction with teachers is reduced in an online environment compared to in the classroom. Studies have shown that SRL strategies alone are insufficient to ensure academic success (Broadbent & Poon, 2015; Kizilcec & Halawa, 2015; Zheng, Rosson, Shih, & Carroll, 2015; Nawrot and Doucet, 2014).

Broadbent (2017) later compared the role of online and blended learner's self-regulated learning strategies in their academic performance. She found out that peer learning and help seeking are the two most preferable strategies among online students. Time management and elaboration strategies are related to academic subject grades for both online and blended learning settings (Broadbent, 2017).

Bannert and colleagues (2015) analyzed the short-term and long-term effects of students' self-directed metacognitive prompts on navigation behavior and learning performance. They found that students who were provided with self-directed metacognitive prompts spent more time on the relevant web pages than those who do not have self-directed metacognitive prompts in use. This longer time spent on the relevant web pages contributed to a better transfer performance immediately after the learning session. However, there were no effects with respect to recall and comprehension (Bannert et al., 2015).

Müller and Seufert (2018) conducted a study on the effects of self-regulation prompts in hypermedia learning on learning performance and self-efficacy and found that prompted learners outperformed non-prompted learners only in the first performance test regarding the transfer. With respect to self-efficacy, learning with prompts may foster self-efficacy across learning sessions. For instructional purposes, the effect of self-regulation prompts in supporting deeper-level processing rather than in a more elaborated level of processing is the future direction. Also, the effect of prompts depends strongly on learner's compliance with them. The higher the level of compliance the students have, the more likely that they can transfer learning performance across different learning sessions (Müller & Seufert, 2018).

Lee et al. (2010) examined the effects of two scaffolding strategies - generative learning strategy prompts and metacognitive feedback - on learners' comprehension and self-regulation in a computer-based learning environment (CBLEs). They found that learners' self-regulation serves as a mediator between the combination of generative learning strategy prompts with metacognitive feedback and the learners' comprehension. Their findings revealed that generative learning strategy prompts with metacognitive feedback significantly increased learners' self-regulation because metacognitive feedback required learners to monitor and refine their learning strategies during the learning. Providing generative learning strategy prompts with metacognitive feedback resulted in better recall and comprehension. This result might be because of the self-evaluation function that metacognitive feedback stimulates in learners. Metacognitive feedback led students to actively adjust their learning strategies so that they can adapt to new learning content. In short, an adaptive metacognitive feedback system is worthwhile in the future design of CBLEs (Lee et al., 2010)

Self-regulation, metacognitive monitoring, and regulation

Definition and History

Panadero (2017) analyzed and compared six models of Self-Regulated Learning (SRL). The first three models of SRL were developed by Zimmerman from a social-cognitive perspective. The first model, the Triadic Analysis of SRL, focuses on the interactions between the environment, the person, and behavior and is coordinated with Bandura's model of social cognition. The second model shows the three cyclical phases of SRL including forethought, performance, and self-reflection. This model is the initial appearance of the interrelationship of metacognitive and motivational processes in SRL. The third model is a modification of the second model, in which several subprocesses were added into each cyclical phase of SRL. This last model became a representation of Zimmerman's SRL model. This third model incorporates forethought, performance, and self-reflection (Panadero, 2017). The forethought phase represents students' analysis and plans of tasks and goals and the performance phase is the execution of the task and plan. Students need to monitor their processes and motivate themselves throughout the phases and the self-reflection phase is when students assess their own performance of the task and make meaningful reasoning for their success or failure.

The empirical studies in terms of the effect of this model showed that higher achievers showed more use of subprocesses from the cyclical model (DiBenedetto & Zimmerman, 2010); young male experts performed more SRL actions compared to young male novices in basketball (Cleary & Zimmerman, 2001).

The next two models of SRL were developed by Boekaerts (1991) from the lens of goal setting in relation to emotion. One is named the six-component model of SRL, and another is the dual processing self-regulation model. Specifically, the six-component model of SRL is used mainly to train teachers and construct new instruments for research due to its well-defined structures (Panadero, 2017). The dual processing self-regulation model, as the representation of Boekaerts' work, underscored the role of goal paths in students' behavior change. In particular, the appraisals are crucial to determine students' goal paths. For example, students were most likely to go for the well-being pathway to protect their beliefs (e.g., self-concept of ability) if the task triggered their negative emotions. However, if the task is coherent with their needs and goals,

their positive emotions were triggered and this would lead to a growth pathway in which students would amplify their competence (Boekaerts & Cascallar, 2006; Boekaerts, 2011).

The empirical support of the dual processing model indicates that competence and value appraisals positively influenced students' outcome assessment and reported effort. For example, students who had reported that they were capable of doing their homework turn out to invest more effort in doing math homework because they produce more positive emotions during the task (Boekaerts & Voeten, 2003; Boekaerts & Rozendaal, 2007). Another major contribution that Boekaerts (1999) made is the development of the Online Motivation Questionnaire (OMQ), which measures the "sensitivity to learn in concrete situations." For instance, on this questionnaire, students self-report their perceptions regarding a certain task (e.g., feeling about this task and the effort they will spend on this task). Then they report how they evaluate their feelings and attributions after the task (Boekaerts, 2002).

A widely used model in the computer-supported learning settings (Panadero, Klug, & Järvelä, 2015), was developed by Winne and Hadwin (1998) by integrating the metacognitive perspective. Notably, instead of emphasizing the role of emotion, such as exists in the Dual Processing Model, this model only mentions motivation. This model describes a feedback loop in which students cognitively monitor their activities and change strategies (Winne & Hadwin, 1998). There are four phases within this model: a) task definitions (e.g., the understanding of a concrete task), b) goal setting and planning (e.g., goals and a plan to achieve the task), c) enacting study tactics (e.g., the use of strategies to attain the goals), and d) metacognitively adapting studying (e.g., a volitionally long-term and deep changes in motivations, beliefs and strategies for the future after the completion of the previous phases)

Winne and colleagues have more recently explored the effect of this model in computer-supported learning environments. They found that tracing students' online learning data had brought promising insights to the SRL field and provided a new approach to measure SRL (Winne, Hadwin, & Gress, 2010; Winne & Hadwin, 2013; Winne & Baker, 2013). For example, Azevedo and Hadwin (2005) found that adaptive scaffolding was effective for increasing descriptive knowledge (e.g., a contrast of the procedural knowledge, also known as "know-how"), and increasing frequency of some SRL strategies.

Further, Pintrich's SRL Model is another model that emphasizes the role of motivation. He created the motivated strategies for learning questionnaire (MSLQ; Pintrich, Smith, Garcia, & Mckeachie, 1993) and conducted empirical work on the relationship of SRL and motivation (Pintrich, Marx, & Boyle, 1993). This model consists of four phases: a) forethought, b) monitoring, c) control, and d) reaction and reflection. Each of the phases has four different focal points for regulation: cognition, motivation/affect, behavior, and context. Therefore, the combination of phases and focal points provides a comprehensive picture that makes Pintrich's SRL Model unique.

Efklides's model (2011) is another model that emphasizes metacognition and is known as the Metacognitive and Affective Model of Self-Regulated Learning. MASRL consisted of two levels: the person level (macro level) and the task-person level (micro level). This model contains most of the common factors within SR, such as cognition, motivation, metacognition, etc. In addition to the person level, the MASRL model contains a task-person level (micro level). At the micro level, four basic components exist, including cognition, metacognition, affect, and regulation of affect and effort. This level is bottom-up because students' actions are controlled by their

metacognitive activities. This model illustrates the relationship between metacognition, motivation, and affect via two different levels in self-regulated learning. Also, Efklides (2002) created the Metacognitive Experiences Questionnaire, to examine the role of metacognitive experiences (e.g., feelings and judgments) in cognitive process and found that feeling and judgments serve as a monitor and controller in one's decision-making process because a person's perceptions are able to affect his/her ways of dealing with the task.

Lastly, a model known as Socially Shared Regulated Learning model was proposed by Hadwin, Järvelä, and Miller (2013). One premise of this model is that group members need to establish a shared common ground and share their task perceptions and strategies to effectively collaborate with each other. In other words, learners' regulatory actions are distributed because it involves an adaptive process of interaction with the group members (e.g., co-regulation; Hadwin, Oshige, Gress, & Winne, 2010). There are four loops within this model: a) groups negotiate and co-construct shared task perceptions, b) groups set shared goals and plans, c) groups strategically collaborate with each other through monitoring activities and changing their perceptions, goals, plans or strategies, and d) groups co-evaluate and co-regulate for future performance in order to build a collective level of regulation (Hadwin, Järvelä, & Miller, 2011). This concept of collective regulation sheds lights on the investigation of the shared motivation and emotion within SRL in the context of online learning because the diversity of online learners and the complexity of online resources seems to hinder learners' effective collaborative learning to some extent.

The Distinction Between SRL and Metacognition

Due to a strong emphasis on metacognition in some models mentioned above, it is helpful for us to distinguish SRL and Metacognition to better understand the mechanisms of SRL and improve the effectiveness of SRL in practice. Metacognition is literally defined as a model of cognition at a meta-level (Nelson & Narens, 1994). At the simplest level, metacognition is thinking about your own thinking, which involves people's awareness of the outcome of the monitoring process (Efklides, 2008). This might explain why metacognition and self-regulation are always intertwined; they are both related to self-awareness and regulatory action.

Despite these shared core concepts, they are still different from each other due to the theoretical roots of the concepts (Fox & Riconscente, 2008). Specifically, the core meaning of metacognition focuses on the individual's cognition. Yet, self-regulation is considered as the result of individual-environment interaction (Dinsmore, Alexander, & Loughlin, 2008). Secondly, there are three distinct facets of metacognition, namely, metacognitive knowledge (MK), metacognitive experiences (ME), and metacognitive skills (MS; Efklides, 2008). Specifically, MK refers to declarative knowledge such as language, memory, and so forth (Fabricius & Schwanenflugel, 1994). There are strong relations between language abilities and theory of mind (TOM), as well as with MK (Brown, Donelan-McCall, & Dunn, 1996; Lockl & Schneider, 2007). ME refers to metacognitive feelings and judgments the person has of task features (Efklides, 2001, 2006).), such as the feeling of familiarity, feelings of difficulty, or of confidence, and estimates of effort expenditure, etc. MS refers to procedural knowledge (e.g., know-how; Efklides, 2008).

To activate MS, a person must be aware of the fluency of personal cognitive processing and be aware that conflict or error has occurred in the current situation (Efklides, 2008). In other words, MS involves strategy use for planning, monitoring, executing, and evaluating task processing. Therefore, SRL is a volitional action for achieving self-goals. To self-regulate, people need to be

self-aware of the interaction between their goals and their cognition, emotions, behavior, and environment (Kuhl & Fuhrmann, 1998). Notably, ME is a pivot in that it makes people aware of their state of cognition and triggers corresponding control strategies to cope with the deficit between the current situation and the goals.

The Applications of Self-regulated Learning in Practice

There has been a substantial growth in the body of literature on self-regulated learning (SRL) in online learning (Lee, Watson & Watson, 2019; Littlejohn, Hood, Milligan, and Mustain, 2016; Broadbent and Poon, 2015; Broadbent, 2017; Bannert, Sonnenberg, Mengelkamp & Pieger, 2015; Mueller and Seufert, 2018; Lee, Lim, and Grabowski, 2010).

MOOCs

Lee, Watson, and Watson (2019) conducted a systematic literature review on self-regulated learning (SRL) in massive open online courses (MOOCs) by reviewing the studies on SRL in MOOCs published from 2008 to 2016 (47 articles). They first indicated that the topic of SRL in MOOCs has increasingly received attention from researchers and confirmed that SRL is one of the main themes of current and future research on MOOCs. During their review, they identified that there is a positive correlation between SRL and MOOC learning as well as MOOC learners and SRL strategies.

Specifically, they concluded that there are three major motivational-related self-regulation strategies that positively affected MOOC learners' learning outcomes including self-efficacy, task value, and goal setting. For example, Littlejohn, Hood, Milligan, and Mustain (2016) found that there is a distinct difference between the motivations of learners with high SRL scores and low SRL scores. The high SRL scores learners tended to be more engaged in the MOOCs by perceiving MOOCs as a professional learning opportunity to improve their level of knowledge and expertise rather than simply passing the exams. MOOCs, as non-formal learning, afford learners the freedom of learning based on their various needs. This study sheds light on how MOOCs should be designed and evaluated (Littlejohn, 2016). Instead of focusing on gaining a certificate or completing a course, a focus on encouraging learners to adopt more flexible self-regulated strategies, such as providing effective evaluation on their learning in relation to how well it related to their professional roles and how their learning should be adjusted towards their goals.

In addition, Lee and colleagues (2019) also identified three behavioral and contextual regulation strategies including help seeking, time management, and effort regulation. In particular, the discussion forum is a vital source of help-seeking behaviors in a digital learning world (Milligan and Littlejohn, 2016). Also, a few articles proposed that time management is another critical factor influencing MOOC learning. For instance, poor time management skills have been shown to be a major cause of MOOC dropout (Nawrot and Doucet, 2014; Kizilcec and Halawa, 2015; Onah and Sinclair, 2016). These findings point to time management strategies as critical in the design or evaluation of MOOCs such as providing an adjustable timeline template for learners to customize their own learning schedules and offering timely feedback on feasibility.

Lastly, Lee and colleagues (2019) presented several different SRL interventions and MOOC designs based on different theoretical frameworks of SRL that was adopted in the literature. However, the effect of SRL interventions is quite limited. Neither the self-regulated

prompts/widget that allows MOOC learners to compare their behaviors with successful MOOC learners' behaviors nor the study tips on SRL strategies could make any significant differences in improving the learning outcomes. In terms of MOOC designs, some design guidelines for facilitating SRL in MOOCs are providing design templates, promoting scaffolding activities, and supporting participants' development of metacognitive strategies (García Espinosa, Tenorio Sepúlveda, and Ramírez Montoya, 2015; Park, Cha, and Lee, 2016; Milligan and Griffin, 2016).

Learning Strategies

As one of the most important learning strategies in the online learning environment, SRL strategies continue to receive educators' and practitioners' attention. Broadbent and Poon (2015) conducted a systematic review to examine the role of SRL strategies in academic achievement in online higher education settings from 12 studies that were published from 2004 to December 2014. These SRL strategies are metacognition, time management, effort regulation, peer learning, elaboration, rehearsal, organization, critical thinking, and help seeking. However, they found out that the effect of SRL strategies in online learning is very limited. The authors believed that there are other factors that could be more important in online contexts other than SRL strategies. The authors further suggested that we should not assume that the application of SRL strategies in online learning is as effective as in the traditional classroom setting. We should not assume online learning will foster SRL strategies either. Instead, we should consider other factors, such as peer learning, since interaction with teachers is reduced in an online environment compared to in the classroom. Studies have shown that SRL strategies alone are insufficient to ensure academic success (Broadbent & Poon, 2015; Kizilcec & Halawa, 2015; Zheng et al., 2015; Nawrot and Doucet, 2014).

Broadbent (2017) later compared the role of online and blended learner's self-regulated learning strategies in their academic performance. She found out that peer learning and help seeking are the two most preferable strategies among online students. Time management and elaboration strategies are related to academic subject grades for both online and blended learning settings.

Bannert, Sonnenberg, Mengelkamp, and Pieger (2015) analyzed the short-term and long-term effects of students' self-directed metacognitive prompts on navigation behavior and learning performance. They found that students who were provided with self-directed metacognitive prompts spent more time on the relevant web pages than those who do not have self-directed metacognitive prompts in use. This longer time spent on the relevant web pages contributed to a better transfer performance immediately after the learning session. However, there were no effects with respect to recall and comprehension.

Mueller and Seufert (2018) conducted a study on the effects of self-regulation prompts in hypermedia learning on learning performance and self-efficacy and found that prompted learners outperformed non-prompted learners only in the first performance test regarding the transfer. With respect to self-efficacy, learning with prompts may foster self-efficacy across learning sessions. For instructional purposes, the effect of self-regulation prompts in supporting deeper-level processing rather than in a more elaborated level of processing is the future direction. Also, the effect of prompts depends strongly on learner's compliance with them. The higher the level of compliance the students have, the more likely that they can transfer learning performance across different learning sessions.

Lee, Lim, and Grabowski (2010) examined the effects of two scaffolding strategies - generative learning strategy prompts and metacognitive feedback - on learners' comprehension and self-regulation in a computer-based learning environment (CBLEs). They found that learners' self-regulation serves as a mediator between the combination of generative learning strategy prompts with metacognitive feedback and the learners' comprehension. Their findings revealed that generative learning strategy prompts with metacognitive feedback significantly increased learners' self-regulation because metacognitive feedback required learners to monitor and refine their learning strategies during the learning. Providing generative learning strategy prompts with metacognitive feedback resulted in better recall and comprehension. This result might be because of the self-evaluation function that metacognitive feedback stimulates in learners. Metacognitive feedback led students to actively adjust their learning strategies so that they can adapt to new learning content. In short, an adaptive metacognitive feedback system is worthwhile in the future design of CBLEs.

Guided instruction vs inquiry-based instruction: the need for scaffolding.

The debate on whether education is best delivered through direct and purposeful guidance or through student-driven knowledge construction has been raging for over 50 years in educational and psychological circles (Ausubel, 1964; Craig, 1956; Hmelo-Silver, Duncan, & Chinn, 2007; Kirschner, Sweller, & Clark, 2006; Mayer, 2004; Schmidt, 2000; Schmidt, Loyens, van Gog, & Paas, 2007; Sweller, Kirschner, & Clark, 2007). The proponents of minimally-guided instruction (MGI), also known as discovery learning (DL), experiential learning (EL), problem-based learning (PBL), inquiry learning (IL), and constructivist learning (CL) insist that learners learn best when they must uncover, discover, and construct essential information for themselves (Kirschner et al., 2006). In the MGI landscape, students operate as solo or group sense-makers who are active in building coherent and organized knowledge structures (Mayer, 2004). Branson, Brown, and Cocking (2000) cautioned that, in this minimally-guided approach, instructors should not confuse a theory of pedagogy (teaching by some form of minimal guidance) with a theory of knowing (constructivism), but that, rather than only telling, teachers do need to incorporate students' prior knowledge and beliefs into the instructional schema.

Some proponents claim that problem-based and/or inquiry learning are not minimally guided at all (Hmelo-Silver et al., 2007; Schmidt et al., 2007). On this point, proponents posit that PBL operates with guidance that is both flexible and respectful of human cognitive architecture (Schmidt et al., 2007). Further, these proponents say that both PBL and IL are highly scaffolded learning approaches which move learners from simple concepts to more complex queries, which offers direction in learning, while ushering the students into a more independent learning mode (Hmelo-Silver et al., 2007; Schmidt et al., 2007). This idea of helping learners become independent rings true considering the quest to promote active learning (Branson et al., 2000). Active learning employs metacognition to produce sense-making, self-assessment, and reflection (Branson et al., 2000). In turn, prior knowledge dictates how learners will organize and interpret their learning environment and how they will reason, solve problems, remember, and acquire their new knowledge (Branson et al., 2000). Therefore, teaching for understanding needs to include self-efficacy and metacognition to be effective from the students' perspective (Branson et al., 2000). Hmelo-Silver et al. (2007) claimed that, contrary to the opinion of MGI skeptics, PBL and IL can encourage deep and meaningful learning and gains in student achievement on standardized tests because these strategies do make use of scaffolding and

guidance as students pursue sense-making. Some proponents of MGI elaborate that, perhaps knowledge should not be taught at all, but that instruction should be aimed toward helping students learn the skills of acquiring knowledge (Kuhn, 2007).

The skeptics of MGI point to less constructivist notions or methods that discriminate novices from experts and insist that the cognitive architecture of the novice learner is such that these learners require direct instruction and guidance on procedures and concepts within a discipline (Kirschner et al., 2006; Sweller, 2007). The guided instruction (GI) model is more teacher-centric and uses teacher explanation, modeling, and feedback to teach concepts and skills with student progress monitoring throughout the instructional process (Yeh, 2009). For direct instruction to be effective, instructors should identify the learning intentions, criteria for student success, methods of engagement in the lesson, instructional design, opportunities for guided practice, lesson closure, and methods of independent practice (Hattie, 2009). The skeptics of MGI also point out that certain knowledge must be taught (biologically secondary knowledge) and that, to that end, cognitive architecture must rule the methodology of teaching (Sweller, 2007). These skeptics point to the foundational principles of cognitive architecture, the research that supports guided learning (GL), and the role of guidance in the transition from novice to expert (Kirschner, 2006). Despite the common parlance that guided instruction is outdated, meta-analyses point to high effect sizes for regular ability students ($d = 0.99$), lower ability students ($d = 0.86$), and high-level comprehension ($d = 0.54$) (Hattie, 2009).

In comparing and contrasting the MGI and GI models, Mayer (2004) stated that, in regard to transfer of knowledge, research demonstrates that methods supportive of cognitive activity, instructional guidance, and curricular focus are superior to those depending on behavioral activity, pure discovery, and unstructured exploration. Guided instruction has recently been shown to advantageous in both learning outcomes and self-efficacy in elementary school science learning (Hushman & Marley, 2015). On the opposite end of the education spectrum, researchers found that medical students preferred guided case-based instruction to unguided formats (Adamas-Rappaport et al., 2013). In a study of German medical students, researchers found that self-directed learners perceived they had higher knowledge level than conventionally taught students (Peine, Kabino & Sprecklesen, 2016).

Deciphering the best practices of MGI versus GI is fraught with conflicting studies. Below is a discussion of some of the most common forms of MGI that have emerged as beneficial to learning and student satisfaction (PBL and IL), as well as a description of two important reasons that MGI could be used effectively, namely, scaffolding and feedback.

Problem-based learning

Problem-based learning, also known as scenario- or case-based learning, is a method of instruction in which learners practice thinking skills in true-to-life situations (Clark & Mayer, 2016). The practice may take place orally or in written form. It was first used in medical curriculum by McMasters University in Canada. Criticism of PBL includes the lack of evidence for improved academic achievement and that PBL is less efficient than instruction that provides greater guidance in the learning process (Colliver, 2000; Renkl, 2011; Schmidt, 2010). According to Renkl (2011), this is due to two factors.

First, students in PBL may not have accurately encoded for general rules or principles of a discipline such that their investigations into one problem are transferred to new situations. Secondly, learners may not have noticed the relevant information that would lead to deep learning. In assessment measures after PBL, this method of instruction had the greatest effect on the knowledge of concepts that are associated and link principles (Gijbels, Dochy, Van den Bossche, & Segers, 2005). Further, problem-based learning emphasizes meaning and understanding rather than knowledge acquisition (Hattie, 2009). Sweller et al. (2007) explained that PBL/IL cannot work effectively due to the violation of the human cognitive architecture that is inherent in its premise; that is, if human cognitive architecture is such that working memory is severely hampered when interacting with new information, the worst thing novice learners could do is to engage in problem solving in unfamiliar mental territory. Problem solving searches impose a heavy extraneous cognitive load and Sweller et al. (2007) suggested that there would be no benefit to withholding information that could be helpful in learning a discipline. Furthermore, the PBL may be contrary to the worked example effect, which is supposedly supportive of learning and skill acquisition by providing problems and solutions (Renkl, 2014).

The worked example effect is strongest when the examples are given at the earliest stages of cognitive skill acquisition (Renkl, 2014). If, as Chi, Bassok, Lewis, Reimann, and Glaser (1989) stated, worked examples are only effective if students encode correctly (read for understanding, monitor themselves for comprehension, or use the examples as a reference instead of as a pattern for solutions), it may prove difficult for some students to effectively use the self-searching approach implicit in PBL. It seems undeniable that superior learning outcomes are a result of using worked examples when students use correct encoding strategies (Chi et al., 1989; Renkl, 2011). Despite the criticisms, PBL has been implemented in K-12 up through post-graduate medical education (Schmidt, 2010).

Medical education is one of the largest use-cases of PBL (Colliver, 2000; Schmidt, 2010). After compiling research reviews, Colliver (2000) concluded that there was no overtly convincing evidence of the utility of PBL in medicine to improve the knowledge foundation of the medical students, nor their clinical performance as gauged by large effect sizes. Schmidt (2009, 2010) disagreed, citing that, in reviewing large numbers of studies, PBL in medical education is effective in multiple ways, such as improving test scores in diagnostic reasoning, professional competencies, and interpersonal interactions. Further, Schmidt (2010) cited that the perception of PBL in medical training is that it is superior in relation to the quality of education, drop-out rates, and acquired medical knowledge.

PBL/IL environments depend on scaffolding to achieve progress through the learning construct (Hmelo-Silver et al., 2007). Scaffolding is cited as the main form of guidance in these learning

environments. This involves learners working within complex tasks to devolve problems that would be beyond the learners' capabilities to solve and bringing those problems into manageable pieces within the students' individual zone of proximal development (Hmelo-Silver et al., 2007; Fernandez, Wegerif, Mercer, Rojas-Drummond, 2001; Wood, Bruner, & Rojas-Drummond, 1976).

Inquiry Learning

Inquiry learning is collaboration-based, and the methods involve students learning content and reasoning skills that are specific to a discipline (Hmelo-Silver et al., 2007). IL is viewed by some as being indistinguishable from PBL, except in its origins (PBL has its origins in medical education and IL has its origins in scientific inquiry) (Hmelo-Silver et al., 2007). In a review of four meta-analyses and over 200 studies, Hattie (2009) reported an average effect size of $d = 0.35$ for inquiry-based learning. Inquiry based instruction has been effective in atypical populations in which student thinking and learning was undervalued and has been shown to produce transfer of critical thinking skills and attitudes toward instruction (Hattie, 2009).

Scaffolding

Scaffolding is a learning strategy that uses student engagement as a tool to build autonomy in learners (Davis & Linn, 2000). Scaffolding can be implemented through reflection or through more directed learner support (Davis & Linn, 2000; Kim & Lim, 2019). Traditionally, scaffolding has implied the interaction between the instructor and the student that places the teacher in a supporting role in the learning process by helping students tackle problems that they would not be able to solve with their current abilities (Puntambeker & Hubscher, 2005; Wood et al., 1976). Increasingly, scaffolding has not only encompassed human input but also computer software, resources, and curricula used to aid students' learning (Puntambeker & Hubscher, 2005). Scaffolding is valuable to learners by providing them with an overview of the expected task and delineating the scope of the task (Fernandez et al., 2001). Furthermore, scaffolding assists students by minimizing frustration because it helps them understand the course requirements and how to accomplish them (Fernandez et al., 2001). It also serves to help students reduce the number of steps required to complete the assignment and provides an ideal representation of the task for students to emulate (Fernandez et al., 2001).

Successful scaffolding methods include intentionally designed prompts that help students integrate knowledge and monitor their own progress (Davis & Linn, 2000). Prompts are useful as precursors to feedback (Hattie, 2012). Prompts that direct students to consider the organization of the lesson, to elaborate on examples, to monitor their understanding, and to remediate when comprehension is lacking show the most successful learning because they support the cognitive, metacognitive, and self-monitoring aspects of learner self-regulation (Nuckles, Hubner, & Renkl, 2009). Supportive scaffolding encompasses providing domain-specific knowledge or guidance to learners on what aspects of the problem they should consider in their strategy (Kim & Lim, 2019). It can be presented as an explanation, visual aid, template, or reference (Kim & Lim, 2019).

Kim and Lim have shown that reflective scaffolding employs metacognitive questions that direct learners to explain their own metacognitive processes and behaviors. Reflective scaffolding can take the form of process maps, models depicting expert solutions, and exploratory questions or

hints. Recent studies have shown that reflective scaffolding is more effective for building cognitive and social presence in learners than is supportive scaffolding. Additionally, reflective scaffolding improved students' problem representation, and achievement compared to supportive scaffolding (Kim & Lim, 2019).

In PBL and IL, scaffolding can serve to decrease cognitive load on the learner because the scaffolding supports the learners' inquiry process through assisting with sense-making, process management, discussion, explanation, and reflection (Hmelo-Silver, 2007). The act of articulating their ideas throughout the learning helps students identify their own knowledge gaps and misconceptions, which can help them become more autonomous learners (Davis & Linn, 2000).

Feedback

Feedback can promote accurate self-evaluation through modeling good performance (Adcroft, 2011; Miller, 2009). Feedback can also be an impetus for change (Alharbi, 2017) as long as the substance of the feedback is usable by students such that it closes the chasm between a model performance and their own performance and directly affects their future work and understanding (Glover & Brown, 2006; Walker, 2009). Glover and Brown (2006) labeled this type of student-directed evaluation as feedback coupled with feed-forward. In online instruction, feedback is most effective when it combines an explanation of the task the learner is to perform with instructions on how to complete the task (Clark & Mayer, 2016). Hattie (2009), in a synthesis of over 800 meta-analyses, states that of over 100 factors that influence achievement, feedback was ranked as number 10. Krause and Stark (2010) found that, not only did problem-based and example-based environments promote learning but that reflection prompts and feedback improved learning. Further, individuals benefit from individual feedback more than group feedback. Feedback can be especially challenging in online environments due to the distance between instructors and learners and due to the nature of online learning platforms which can sometimes be restrictive (Alharbi, 2017).

To be most effective, feedback must possess certain qualities (see Table 1) (Coll, Rochera, Gispert, & Diaz-Barriga, 2013; Gibbs & Simpson, 2005; Glover & Brown, 2006; Harvey, Radomski, & O'Connor, 2013). Adcroft (2011) found that there is a dissonance between instructors and students regarding feedback that is a result of an expectation gap. Generally, students and instructors agree that feedback is important to clarify class expectations and to make class performance standards clear; however, academics place greater value on feedback as a tool for learning, are more inclined to see feedback as an indicator of prior knowledge or understanding gaps, and to feel that students see feedback as important compared to students (Adcroft, 2011). Conversely, students are stronger in their belief that feedback improves their performance than are academics (Adcroft, 2011). Mutch (2003) raised the admonition that instructors and students need to view the idea of feedback as developmental and, as such, should expect feedback to be dependent on the student's capacity to understand and apply the feedback. This developmental approach would increase the value of the exercise as students learn from and apply the evaluation (Mutch, 2003). Adcroft (2011) asserted that students cannot learn from feedback if they do not value it or recognize how to apply it to improve academic performance. Furthermore, Adcroft (2011) added that students who are only focused on performance assessment feedback cannot receive the benefits that come from other types of feedback and

that this further complicates the instructors' frustration at what they view as students wasting the opportunity to improve.

Kamp et al (2014), in a study of peer feedback, stated that peer feedback has the potential to improve individual performance within the collaborative context if it is accompanied by reflection and goal setting activities. Papinczak, Young, and Groves (2007) found that peer feedback can induce a greater sense of responsibility in individuals toward the group.

Feedback Characteristic
Regular
Specific/Detailed
Performance-Focused
Timely
Purposeful and Assignment-Directed
Task Appropriate
Applied to Future Learning

Hattie (2009; 2012) related that the most crucial form of feedback necessary to boost student improvement is that of student to teacher. Using student input, whether by assessment or by student activity progress and understanding, allows instructors to adjust their teaching so that they can correct the students' misconceptions in learning.

Zone of Proximal Development

The zone of proximal development (ZPD) is the continuum between what learners can accomplish on their own, what they can accomplish with help, and what they are unable to accomplish (Knestrick, 2012). The term was introduced by Lev Vygotsky, a psychologist, in the 1930's to help instructors to understand where an individual student is most primed to learn. Building on what students already know to help them advance in learning (scaffolding) is combined with feedback through formative assessments to keep students in the best target area for progression (Knestrick, 2012). Part of tapping into the ZPD is to understand the connectedness of language and discourse to the process of learning and concept development (Fernandez et al., 2001). In learning environments, Borthick, Jones, and Wakai (2003) warned

that designs that encourage the intermingling of the cognitive and social aspects of learning should be thoughtfully carried out so as not to subjugate one aspect over the other. Online delivery must maintain the best practices in providing learners with relevant objectives, just-in-time learning opportunities, task configuration, facilitation of activities, and keeping the course fluid in terms of recapturing students' zones of proximal development as learning happens (Borthick et al., 2003).

Learning Approaches and MOOCs

The way a learner approaches the subject at hand can have a large impact on their learning outcome when it comes to the use of MOOCs. While the IL and PBL have been said to be indistinguishable in everything but their origins (Hmelo-Silver et al., 2007), the implementation of IL has had much more success in the MOOC environment than PBL has. The draw that the MOOC model has on the learner with IL is so interconnected, that it has been suggested that the IL resolution be considered a factor of the MOOC effectiveness analysis (Kovanović et al., 2018). Meanwhile, learning engineers have found it difficult to upscale PBL activities into MOOCs (Spoelstra, van Rosmalen, Houtmans, & Sloep, 2015). Currently this is a limitation regarding the lack of face-to-face interaction with other MOOC users, and that traditional PBL has been composed of team-based tasks (Jablokow, Matson, & Velegol, 2014). While the upscaling of traditional means of PBL in MOOCs is behind compared to its IL counterpart, this does not mean PBL has no place in MOOCs; instead, this means that alternative means of PBL must be investigated.

Problem-Based Learning and Blended Learning

Problem-based learning is frequently used in courses that are project oriented, shown by Tambouris, Zotou, and Tarabanis (2014). The steps of problem solving become the focus as much as the knowledge acquisition. Students may struggle with a blended PBL environment due to needing to learn many new tools and techniques. Also, instructors may have an increased workload when initiating a blended PBL since the PBL model and redesign of a course for blended delivery require rethinking of materials, assessments, and content to fit the structure of the course. Additional burden is placed on the instructor to modify the knowledge that students are creating to ensure that it meets the requirements of the course and is scientifically accurate (Tambouris et al., 2014).

Health professions learning is one area that is dominated by PBL (Woltering, Herrler, Spitzer, & Sprekelsen, 2009). Woltering and colleagues (2009) found that students participating in a blended PBL environment experienced improvement in satisfaction, motivation, and subjective learning gains compared to students in a traditional PBL environment. No differences between the groups were found by test results and the tutors' opinions of the two environments showed no differences. De Jong, Krumeich, and Verstegen (2017) investigated blended PBL in three health master's programs and found that, depending upon the way the blending is configured, all principles of PBL (constructive, collaborative, self-directed, and contextual) may not be evident. Important principles for blended PBL were offered by de Jong et al. (2017), namely that face-to-face meetings should be designed to acquaint students with each other, online rules must be agreed upon by students, and visibility of the instructor and other students must be maintained and fostered through feedback.

Munezero and Bekuta (2016) found that forestry students at a Kenyan university produced solutions that were more contextually relevant and helped students with interpersonal skills, interdisciplinary skills, and technical skills that would benefit them on the job compared to curriculum alone.

Computer-mediated collaborative learning

Overview

Computer-Supported Collaborative Learning (CSCL) refers to collaborative learning that is facilitated or mediated by computers and networked devices in a synchronous (e.g., a chat room) or asynchronous (e.g., a discussion forum) manner (Sawyer, 2005). CSCL research centers around the challenge of combining computer support and collaborative learning to enhance learning outcomes. Researchers believe that the analytic nature of situated practices and interactional processes position CSCL as a valuable combination in online learning environments (Sawyer, 2005).

The Historical Evolution of Computer-Supported Collaborative Learning (CSCL)

The field of CSCL started with three small-scale school programs including the ENFI Project at Gallaudet University, the Computer Supported Intentional Learning Environment (CSILE) Project at the University of Toronto, and the Fifth Dimension (5thD) Project at the University of California, San Diego (Stahl, Koschmann, & Daniel, 2005). The three projects utilized computer-aided applications to improve students' literacy skills. The field of CSCL experienced two early developmental stages. The first, in the 1960s, was advanced by behaviorists who recommended the use of computer-assisted instruction to aid students in memorizing facts via computerized drill and practice. The second stage, in the 1970s, was influenced by the cognitivists, who rejected a definition of learning as fact acquisition and retention and, instead, heralded the role of intelligent tutoring systems that could recognize student learning patterns and provide personalized feedback to students. Currently, CSCL draws on social constructivist and dialogical theories and relies on emerging educational technologies (Stahl et al., 2005).

Consequently, the focus of CSCL has shifted from only providing instruction to enabling communication and scaffolding for students' meaningful interaction (Stahl et al., 2005; Dillenbourg, Järvelä & Fischer, 2009). From the participants' perspective, the evolution of the field of CSCL has shifted from a focus on individual learning to an analytic tool that is socially constructed, and group focused (Dillenbourg, Baker, Blaye & O'Malley, 1996; Stahl et al., 2005). Examining the group, instead of the individual, as the unit of analysis elevates CSCL into a set of process-oriented activities through which learning happens via constructing shared meaning among learners.

The Analysis of Collaboration

Collaborative learning lies at the heart of CSCL. Koschmann (2002) described CSCL as being concerned with meaning and meaning making in group settings and with the construction of designed artifacts through which learning occurs. The emphasis of meaning-making in the context of joint activity reveals the importance of collaboration.

There are three distinct approaches used to analyze collaboration, namely, collaboration for distal (farther removed) outcomes, collaboration for proximal (nearer to the present) outcomes,

and collaboration as a form of learning in itself (Enyedy & Stevens, 2005). Different nuances of discussion can lead to different learning outcomes that are either proximal or distal in their impact. The most significant difference between distal and proximal collaboration is the level of learning outcomes. As shown in Table 1, collaboration for distal outcomes is associated with individual learning outcomes, whereas collaboration for proximal outcomes is related to collective learning outcomes. Distal collaboration requires identifying a collaborative discourse pattern and relating it to a distal outcome typically reified as a product (Erickson, 1986). Some examples are a fixed three-turn dialog sequence. One specific instance of this dialog sequence is the IRE (initiate-respond-evaluate), in which the teacher asks a question for which the answer is known, thereby initiating the dialog sequence. The student responds to the question with a short answer (respond), which the teacher immediately assesses as right or wrong (evaluate) categories of talk (e.g., accountable talk) or classroom-level structures (e.g., norms). These collaborative phenomena produce individual learning artifacts, signifying outcomes (e.g., test scores). Thus, distal collaboration is an effect-oriented approach to promote personalized learning outcomes.

Enyedy and Stevens (2005) asserted that proximal collaboration underscores how collaborative interaction contributes to problem-solving. Because proximal collaboration is related to joint activity or collective processes, proximal outcomes in the conversations (e.g., intersubjectivity) relate to individual distal outcomes, such as better personal understanding of math concepts (Enyedy & Stevens, 2005). An excellent example is the Jeffersonian transcription conventions of conversation analysis (Atkinson & Heritage, 1984), which is a method that allows analysts to track how interactions unfold across participants by capturing a myriad of interaction details.

Lastly, collaboration as a form of learning does not negate the contributions and dispositions of individual participants but shows distributed units of analysis that stretch across multiple participants and tools (Hutchins, 1995; Stevens, 2000). These group members interact in a “socio-cultural system” to create the outcomes of the group’s projects and influence the group’s performance (Hutchins, 1995; Stevens, 2000). Conversation Analysis (CA) and Ethnomethodology (EM) are two primary methods that align well with distributed collaboration because the analysis of the partnership will show how members themselves are jointly managing and maintaining cooperation. Indeed, the contrast between the traditional classroom setting for collaborative learning and collaborative learning in the online environment is striking.

Table 3. Three approaches to studying collaboration

The three distinct approaches to analyze collaboration	Learning Outcomes	Examples
Collaboration-for-distal-outcomes	Individual	IRE; Revoicing; Exploratory talk; Accountable talk; Knowledge building discourse; Norms
Collaboration-for-proximal-outcomes	Collective (to explain individual)	Transcription conventions of conversation analysis; “propositional content” of talk
Collaboration as a form of learning in itself	Collective	Conversation Analysis (CA) and Ethnomethodology (EM)

Argumentation skills in CSCL

As one of the features of collaborative learning, argumentation offers opportunities for students to engage in collaborative discourse so that their conceptual understanding and skills and capabilities with scientific reasoning can be enhanced (Andriessen & Baker, 2005). Arguing to learn can be intimidating for students and treated as an interference in the learning process. Distinctions must be made between collaborative argumentation and oppositional argumentation to understand the role of argumentation in learning.

Educational practitioners need to make arguing in learning environments less oppositional in nature; therefore, instructors should consider five principles of collaborative argumentation (Andriessen & Baker, 2005). These principles are:

- a) **Change in view.** As a result of argumentation, viewpoints become refined and more nuanced. Opponents should remain open-minded about the discrepancy in their positions and maintain a degree of empathy learners holding contrary views to their own. A change in perspective will help learners understand and consider the beliefs of others in a respectful manner.
- b) **Making knowledge explicit.** Learners reach a deep level of learning by explaining the thinking and reasoning behind their behavior choices. For example, when learning something privately, a person has a chance to think as deeply, but cannot expand the breadth of multiple perspectives alone. To cultivate different perspectives requires self-critique, which allows learners to investigate alternate opinions.
- c) **Conceptual change.** The learners' arguments may raise doubt about initial opinions by distinguishing similar concepts and elaborating new definitions of them. For instance, in a knowledge-building community, every idea is treated as potentially improvable. Argumentation provides opportunities for self-reflection and improved understanding. Argumentation becomes a means for learners to co-construct knowledge.
- d) **Co-elaboration of new knowledge.** Learners participating in argumentation can co-construct knowledge that was impossible to construct individually. Argumentation is a representation of collaboration because it happens when the group members are willing to listen to and work with each other; otherwise, the debate becomes a "war" or "winning or losing" game. The perspectives of others can help learners to facilitate their learning, which might promote a heuristic learning event.
- e) **Increasing articulation.** Articulating arguments precisely is the goal of practicing argumentation. The ability to produce a persuasive argument is vital in argumentation, and learners can improve their ability to frame arguments that touch their specific audience with the appropriate respect and tone.

Andriessen and Baker (2005) found that to overcome the prevalent perception that argument is akin to a war, students need to frame responses as cooperative efforts at meaning-making, as opposed to personal victories. Developing a learning environment where students feel psychologically safe to both give and receive critique promotes collaboration. Instructors can promote healthy interactions by repeatedly emphasizing that analysis of ideas should remain

focused on the views themselves, and not on the people espousing them. Furthermore, if instructors promote a culture which values the pursuit of truth over ego, this collective pursuit of truth can help establish task cohesion, which is a shared commitment among the group to achieve a goal (in this case, the purpose of pursuing truth). A further goal in collaborative learning is to foster outcome interdependence, where personal goal attainment depends on goal attainment by other team members. Outcome interdependence can help make argumentation less oppositional. For example, activities like JIGSAW, where different students become “experts” on various aspects of an issue, allow episodes of argumentation to be group-distributed and requires groups to consider each member’s perspective (Andriessen & Baker, 2005).

The Analysis of Computer Support

One goal of CSCL is to provide possibilities for learners to learn through socially co-constructing knowledge (Koschmann, 2002). Therefore, CSCL focuses on the design of social technologies that meet the following three fundamental requirements: 1) reconfiguration of computational media to make new interactions possible, 2) turning communication into substance, and 3) exploring the potential of adaptive media. CSCL should be highly flexible and never become a digitized replica of the classroom face-to-face interaction.

Computer-Supported Collaborative Learning (CSCL) in Practice

Fu and Hwang (2018) examined research on mobile technology-supported collaborative learning from 2007-2016. They evaluated CSCL from five perspectives, including the current status and trend of a) research distribution, quantity, and methods, b) learning devices, c) research participants and measurement issues, d) collaborative learning group composition and strategy application, and e) relations between collaborative learning strategies and measurement issues. Most notable were their findings on conceptual cooperative learning strategies, which are the most widely used in collaborative learning activities. These learning strategies help students develop higher order thinking competence. Moreover, Fu and Hwang (2018) stressed that it is essential to design activities that engage students in more meaningful and authentic collaborative learning contexts to foster self-regulation and life-long learning. One suggestion by Fu and Hwang (2018) was implementing innovative technologies, such as wearable devices. Fu and Hwang (2018) suggested that researchers should investigate the needs of teachers and employers in the use of collaborative mobile learning approaches because there is a lack of mobile collaborative research in the fields of professional development and corporate training. In general, the educational affordances of mobile collaborative learning are perceived as a useful method of supporting ubiquitous learning, facilitating context-based learning, developing self-regulated learning, and fostering cross-cultural interaction (Fu & Hwang, 2018).

Al-Samarraie and Saeed (2018), in a review of 29 studies on cloud computing in collaborative learning for blended-learning environments, examined cloud computing tools through three categories based on the different utilization purposes. The three groups were synchronized tools (e.g., Google Apps, Microsoft, and Dropbox), learning management systems (LMSs) (e.g., Moodle and Blackboard), and social networking tools (e.g., Facebook and Twitter for interpersonal communication). The authors found out that Google Docs and Google Drive (e.g., synchronized tools) serve as the “motivator” to stimulate group members to autonomously

contribute to the collaborative learning process by allowing them to synchronously and asynchronously edit, comment, upload/download files, and share thoughts and experiences. LMSs, such as Blackboard, enable students to co-construct knowledge by providing them a platform that contains the necessary tool for interaction, instruction, and learning (e.g., discussion forum, lecture videos, reading materials, assignments, and quizzes). Other results demonstrated that students using Blackboard might find it challenging to construct meanings that go beyond the learning context. Additionally, the authors found that the literature supports the use of social media tools in increasing students' satisfaction by significantly facilitating peer interactions (e.g., hit the like button and comment on posts). Twitter has become the most used form of communication due to its design, such as sharing opinions in the way of tweets that are public and visible to everyone, to encourage discussion and social interaction. Despite these possible benefits, Al-Samarraie and Saeed (2018) also highlighted some challenges from using cloud computing tools, such as the low-technology competence for faculty members, difficulties in measuring individual performance versus group performance, and higher technical requirements on maintaining and developing cloud computing tools (Al-Samarraie & Saeed, 2018).

van Leeuwen and Janssen (2019) reviewed 66 studies about the relationship between teacher guidance strategies and the processes and outcomes of collaboration among students in primary and secondary education. Their findings showed that, despite the positive relationship between teacher guidance and student collaboration, understanding the role of teachers in collaborative learning poses some significant challenges. In particular, the importance of the presence or absence of the teacher shows mixed results, especially in the meta-level of student activities (e.g., focusing on interacting with students about the strategies for solving the task or collaboration processes versus answering task-related questions or providing feedback). Van Leeuwen and Janssen (2019) suggested this occurs because it is hard for teachers to provide prompt feedback at the right moment without taking over students' collaborative processes and causing the feeling of deprivation of autonomy. As a remedy, the authors pointed to particular means of teacher guidance that can positively affect student collaboration including helping teachers develop competence in providing feedback to students on how to use learning strategies and how to make learning plans, and transferring control to students over their own learning processes by promoting voluntarily help-seeking (van Leeuwen & Janssen, 2019).

Liao, Wang, Ran, and Yang (2014) presented a new model of collaborative online learning using cloud computing tools to support individual learners' needs throughout the online learning process. After examining the topological structures of online learning, Liao et al. (2014) described their nature and their limitations. Three typical interaction patterns emerged, as follows: 1) the star-shaped topological relationship (See Figure 1). In this pattern of interaction, several students independently connect to a single teacher who is in the center of the communications for the class. This traditional e-learning structure prevents students from getting timely feedback and increases instructors' workload, 2) the hierarchy team-based topological relationship (See Figure 2). In this typical pattern of interaction, the instructor occupies the top tier, and team leaders work under the instructor. The lowest level of the hierarchy contains students who are not in a leadership position (Liao et al., 2014). This structure has limitations, such as team size, and might cause "free riders" or students that do not adequately participate, and 3) the net-based topological relationship (See Figure 3). This interaction pattern shows

connections between the instructor and the students as free and autonomous. The primary constraint of this structure is that individual learners cannot receive enough learning support due to the various learning needs that arise in large class sizes. Liao et al. (2014) proposed an e-learning solution that integrates cloud computing and e-learning to deliver student learning support services. For instance, in a collaborative e-learning environment, the resources are not only limited in storage capacity, hardware, servers, and networking components, but also human resources such as peers, teachers, and teaching assistants. Liao et al. (2014) further stipulated that marketplace rules should be applied to the learning environment to stimulate student participation and reasonably dispatch virtual resources among collaborators, such as using virtual money (e.g., credit scores) to pay for additional learning support services. As shown in Figure 4, their proposed collaborative learning model resembles a cloud-shaped topological relationship. Prototype testing of this model of cooperative learning uncovered that peer tutoring was acceptable among students, the effects of recommendations generated by the algorithm of dispatch were positive, and the virtual money and marketplace rules were perceived to be helpful by over half of the students (55.7%).

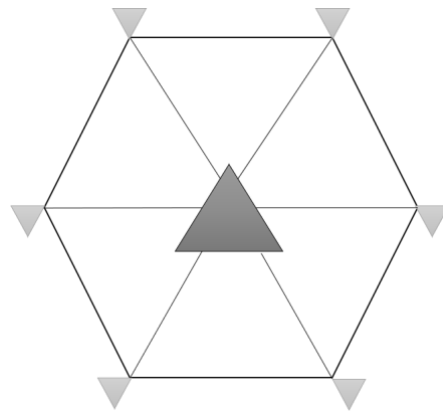


Figure 1. The Star-Shaped Topological Relationship

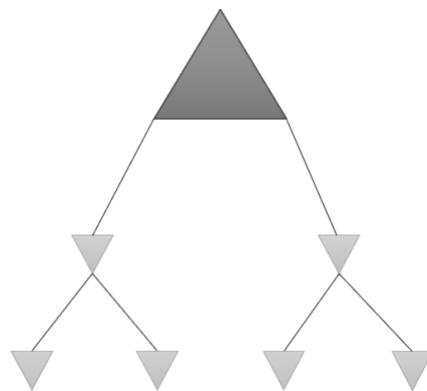


Figure 2. The Hierarchy Team-Based Topological Relationship

Figure 3. The Net-Based Topological Relationship

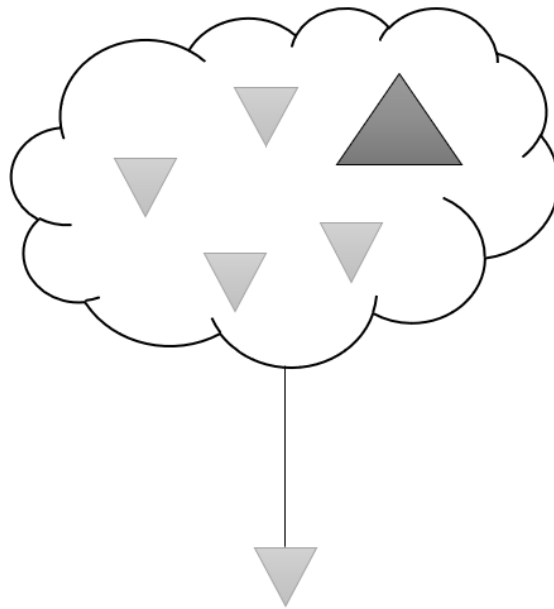


Figure 4. The Cloud-Shaped Topological Relationship

Furberg (2016), in a secondary education science lab, confirmed patterns consistent with previous research on student learning in computer-supported labs. Generally, students faced obstacles when trying to link learning obtained through digital lab tools to practical lab work. Additionally, teacher support in such settings is critical for improving students' understanding.

Team training

Electronic Team Training: Defining, Strategies, and Effectiveness

As the world grows in complexity, so does the need for a more efficient way of training those that are to operate in this complex world. Similarly, as the tasks increase in complexity, the demand for teams of trained individuals is higher than ever before (Robideau & Vogel, 2014). To meet the demand for these qualified teams, electronic team training or “e-team training” has

been on the forefront of many industries over the past decade (Punnarumol, 2015). E-team training takes many forms, such as online communication (Han, Chae, Macko, Park, & Beyerlein, 2017), simulation-based training, in which teams are able to train in person with module technology (Leithead et al., 2019), or virtual world training, in which the team trains together (Heinrichs, Youngblood, Harter, & Dev, 2008). Implementing e-team training has two benefits. The first is the benefits that arise from being on the team in terms of improved performance over traditional training methods, such as increased response time, better communication skills, and improved confidence and satisfaction reported by team members (Umoren et al., 2017). The second benefit is more immediately practical, e-team training can reduce training costs for specialized applications and allows training in situations that are difficult to recreate (Robideau & Vogel, 2014). To discuss e-team training, team training must first be defined.

Individual training to teach a person a skill or type of behavior is commonplace; however, the growing complexity of tasks today requires individuals to work together in teams, and, therefore, be trained as a team. Team training can be defined in a multitude of ways. Taskwork is the job itself that, to be done proficiently, requires a team. Teamwork is the ability for people to use their individual procedural knowledge as a functioning part of a team, team building happens on the worksite and focuses on analyzing a team's procedures to improve productivity. Finally, cooperative learning occurs when a team is taught the initial knowledge together rather than being brought together afterwards (Jones et al., 2018). As team training is a complex concept with many different components, different team training strategies have emerged to combat the challenge.

Many strategies have emerged to deliver the best possible training to teams. Over the course of many studies and analyses, three specific strategies have successfully endured empirical scrutiny in the past (Schmutz, Kolbe, & Eppich, 2018). These strategies are cross-training, team coordination and adoption training, and guided team-self correction training.

Cross-training requires team members to rotate positions during training, in order to develop a better understanding for the tasks of their fellow team members, experience how each individual plays their role in the team, and build a better overall framework for understanding the team's task at hand (Umoren et al., 2017). Understanding each team member's role can improve team efficiency.

Team coordination and adoption training focuses on training team members to improve their coordination strategy by reducing the amount of communication necessary for a given task (Haspel et al., 2019). In time sensitive or life and death tasks, losing time to discuss the task at hand can ultimately lead to the failure of the team. Thus, training to operate without these idle periods of discussion gives the team the most time and highest chance of success on a task.

Guided team self-correction training refers to a self-reflective event in which team members diagnose their team's problems post-task, and discuss ways to improve (Chamberland et al., 2018). Regardless of the type of team training strategy that is required, it can be done electronically with greater ease than by using traditional training methods. E-team training allows these methods to be used in a much safer environment than traditional training would

allow, without the risk of damaging equipment or suffering loss of life in training (Van De Ven et al., 2017).

In addition to borrowing training strategies from traditional team training, e-team training can borrow measures of training effectiveness as well. The way team training has been measured, depends largely on the task at hand or what the objective is for the training event. For example, in an emergency medical scenario the team would be evaluated on not only if the patient survived, but also on their use of time (De Brún, O'Donovan, & McAuliffe, 2019). How much time was required for the team to start surgery and how much down time or idle time the team exhibited are both key factors in the success rate of an emergency scenario, as well as something that can easily be measured in an e-team training environment (De Brún et al., 2019). Team training can also be measured in more subjectively reported measures, such as team member confidence or satisfaction levels. Previous studies demonstrated that these measures correlate with improved team results, therefore, it is imperative that they not be overlooked (McLaughlin et al, 2018).

Improvements in Methods of Traditional Team Training

E-team training has improved traditional team training methods (Punnarumol, 2015). The improvements themselves are largely dependent on what technology is implemented and what goals the tasks will help the team achieve. The methods that e-team training utilizes can be split into two main categories for this review. These two categories are online communication, in which technology is only used for discussion (MacDonald, Stodel, & Casimiro, 2006), and simulation training, in which the team members practice their knowledge to learn an applied skill (Merién, Van de Ven, Mol, Houterman, & Oei, 2010).

Online Team Training

Online communication is a fundamental method of e-team training that is ingrained in most industries, so it is overlooked as an improvement on the traditional means of team communication. Being able to effectively communicate goals for the team, formulate plans of action, and learn from or about new team members can be crucial for effective teamwork and team management (Han et al., 2017).

Implementing basic means of communication by software such as “Skype” can increase communication skills by allowing easy and simple access to other team members (Han et al., 2017). Additionally, the use of online communication in e-team training allows for team formation, regardless of physical distance. The need to form a specialized team of experts to discuss a problem can pose a logistical nightmare without the use of online communication (Plotnick, Hiltz, & Privman, 2016).

Allowing team members to communicate before and after meetings facilitates other important strategies of team training such as team coordination and adoption training and as well as guided team self-corrective training. Online communication not only allows for discussions of coordination and requirements prior to beginning the task, which helps minimize time during the task, but also allows for discussion after the task to go over what needs to be improved

(Chamberland et al., 2018) However the forefront of e-team training, as well as the strategy of cross-training, lies in the second method of simulation-based training.

Simulation-based Training

Simulation-based e-team training promotes improvements in team training that would not be practical or even possible with traditional training methods. While simulations make practicing some tasks, such as surgery, more practical, they can also make it possible to rehearse tasks not normally able to be practiced. Such is the case with crisis response teams that respond to natural disasters (Fung et al., 2015). So, from a practical standpoint, simulation e-team training allows teams to practice their taskwork, with no personal risk at all to any involved, in situations that would normally carry the risk of death (Leithead et al., 2019). In traditional methods, the risk can be to the members of the team themselves, such as in military training (Fan & Wen, 2019) or aviation (Littlepage et al., 2016). Additionally, the risk could be to the individuals the team is using for practice, such as a medical team performing surgery (Naumann, Bowley, Midwinter, Walker, & Pallister, 2016). Through the use simulation-based e-team training, the risk is eliminated completely for both the team members and those that would normally serve as practice participants for the team.

Given the range of simulations needed in the examples above, different types of equipment are required for different e-team training tasks. In situations where the team is physically together, the team can utilize e-team training using models or physical items to train with. This can include simulation booths featuring a cockpit and ground control set up (Littlepage et al., 2016), or a dummy mannequin with synthetic interior organs and sensors for surgery applications (Naumann et al., 2016). However, the simulation can also take place completely in a virtual world (Heinrichs et al., 2008). These virtual worlds have many benefits and have been shown to increase the effectiveness of the e-team training (O'Connor & Menaker, 2008). They grant the ability for teams to train together, rather than through separate training modules, regardless of the issue of distance or language barriers (Umoren et al., 2017).

Musharraf and colleagues have found that virtual worlds allow for the use of “synthetic teammates” or AI-controlled individuals to populate the world. These synthetic teammates allow individuals to participate in team training, even if the members of that team are not available in any capacity. Furthermore, as the members of a specific team can change over time, the synthetic teammates allow for a neutral method of team training without individual quirks of team members influencing that trainees experience (Musharraf, Khan, & Veitch, 2019).

Improvements Documented in Electronic Team Training

The implementation of e-team training yields a multitude of benefits for the teams that use them as well as for the organizations implementing e-team training (Onan et al., 2017). These benefits can be broken down into two categories, observable and self-reported. Observable benefits include improved team effectiveness (Heng, Everlyn, & Lateef, 2015), quicker action and response times (Murphy et al., 2018), and a reduction in training costs (Allen et al., 2016). Self-reported benefits include improvement in communication skills (James, Page, & Sprague, 2016),

improvement in team leadership (Rosenman, Vrablik, Broliar, Chipman, & Fernandez, 2019), and increased team confidence and satisfaction (Plotnick et al., 2016).

Team effectiveness is measurable in a variety of ways depending on the task given. With so much variance in the way team performance is measured, research in the field centers on the need to create assessment tools for team performance (Eppich et al, 2015). For example, medical teams in an emergency might measure their team's effectiveness on whether the patient survives. Teams in an industry environment can measure performance in terms of how much time was lost in each day by comparing allotted task completion time to actual task completion time (Littlepage et al., 2016). Even teams that are working with ongoing projects that have no definitive purpose besides system maintenance are assessable by evaluating the number of errors made, with a goal of lowering error rates (Jones et al., 2018). All the interventions listed above have resulted in improvements in team performance goals using e-team training. Alternatively, improving response times of a team in time critical situations is a much simpler assessment than appraising team effectiveness. Studies involving the training of teams for emergency situations demonstrate that e-team training is beneficial for reducing the amount of time the teams require to begin a task, showing faster response times in these time critical operations (Murphy et al., 2018).

Finally, for the observable measures, the financial costs in e-training are much lower than training teams using the actual equipment (Littlepage et al., 2016). This reduction in cost occurs because e-team training avoids damage to high cost equipment during training, such as an airplane in an aviation-based team. Also, cost savings are realized because e-team training lowers procurement costs for items such as cadavers in medical simulations (Allen et al., 2016). The use of e-team training also lowers logistical wait times involved in procuring or repairing expensive items, which can further decrease costs.

Affective Benefits of Team Training

Self-reported measures of how members of a team view their ability to communicate, their perceptions of team leadership, and their confidence and satisfaction in their team, while less immediately quantifiable, are shown to have positive effects on team and member performance (Zemliansky, 2012). Self-reported measures of a team's ability to communicate effectively, or the ability to work together with minimal communication result in decreased error rates by the team, as well as decreased task completion times (James et al., 2016). Effective team leadership has also been linked to improved teamwork and increased team performance. Teams that have undergone e-team training specifically geared towards the goal of promoting leadership, have found that the impact can last up to 24 months after the completion of the training (Rosenman et al., 2019). Lastly team member satisfaction, while seemingly not as imperative as the other measures, has been shown to have an impact on the overall quality of the team in long term evaluation (Han et al., 2017). Individuals and teams that have had access to e-team training techniques have reported an increase in satisfaction with their training and an improvement in performance (Plotnick et al., 2016).

High Risk Areas with Successful Electronic Team Training Implementation

While the goal of all teams is to succeed, teams that operate in high risk and high stress environments demand excellent and authentic team-based training. This is necessary as these fields carry with them the potential for the loss of life of a team member or victim (Fan & Wen, 2019). While this report has mentioned many fields, this section will outline specifically five areas of high risk and high stress work that have already seen the successful implementation of e-team training.

The military, being a diverse organization, implements e-team training techniques in a variety of ways across departments. Fan & Wen (2019) have conducted research with soldiers that receive training using virtual reality simulators that utilize Body Area Networks or BAN that capture their movements in real time. These BAN simulators allow multiple soldiers to be present in the simulation and for the individuals to see their fellow team members' movements in real time, allowing team tactical training in squad-based movements and team-based tactics. This training has been shown to have an improvement over individual simulator training (Fan & Wen, 2019).

The medical staff of the military have also received e-team training using high-fidelity simulation models of trauma victims (Naumann et al, 2016). The need for simulation practice arose as trauma teams had increasing numbers of patients that received injuries from improvised explosive devices. The simulations have proven to not only be effective for improving teamwork, communication, individual decision-making ability, and overall situational awareness, but the simulations have been able to provide a much more realistic experience than that of a cadaver that cannot easily replicate the issue of bleeding and blood loss (Naumann et al., 2016). The benefits of e-team training exist even in the elite multidisciplinary teams such as the U.S. Army Forward Surgical Teams (Allen et al, 2016).

The same benefits that the military's medical teams have seen from e-team training have also been seen in civilian emergency medical teams (Theilen, Fraser, Jones, Leonard, & Simpson, 2017). Simulation e-team training has also been utilized for the aviation portion of the military. The ability to train ground control and pilots together in an e-team training simulation allows for the teams to not only practice regular means of coordination and skills, but also allows for the simulated practice of emergency flight scenarios without the risk of the pilot or the aircraft (Littlepage et al. 2016). Like how the civilian medical teams have shown the same benefits of receiving e-team training as the military medical teams, so have the civilian aviation departments benefited from the same team-based simulation tools.

Specialized civilian teams have also found e-team training practices to improve their training. One such specialized team is Crisis Intervention Teams or CIT, which is a police and mental health collaboration team specializing in involvement of those with mental illness (Crisanti, Earheart, Rosenbaum, Tinney, & Duhigg, 2019). As 10-25% of those living with a mental health problem have a history of police arrest, reports have shown that the police involvement with managing mental health-related cases can take up more time and resources than that of traffic accidents, burglaries, or felony assaults (Crisanti et al. 2019). Through the use of e-team training, police officers have been able to empower themselves with the knowledge of how to adapt their techniques when encountering individuals of this specific nature, and are able to do so without

the unethical or dangerous implications of practicing on those people with mental illnesses (Stanojević & Stanojević, 2016) The e-team training software has been coordinated through network hubs that include psychiatrists, crisis intervention unit detectives, and crisis specialists, which have started connecting to officers across the country (Crisanti et al, 2019). Using these networks of information, and virtual simulation training, officers will be more adept at handling a very vulnerable population in the best trained way possible (Stanojević & Stanojević, 2016).

Emergency teams that operate in the event of a natural or man-made disaster must also have appropriate training in order prepare themselves (Crichton, Moffat, & Crichton, 2017). This training applies to all levels of the team, from the ability to work quickly and effectively in the field to being able to make complex logistic decisions in regard to the management of resources during the emergency (Fung et al. 2015). Training with how to identify those that are need of help, and how to identify those that can be helped in an emergency takes specialized training that can make the difference in terms of maximizing the number of surviving patients (Heinrichs et al., 2008). Having the ability to simulate many different types of disasters in a cost-effective manner allows for more accessible training to emergency department teams, over that of the traditional training scenarios which are costly and time consuming to attempt to recreate (Heinrich et al. 2008). Additionally, the e-team training technology gives the benefit of immersive virtual worlds to better put the team into the scenario of the emergency (Liaw, Carpio, Lau, Tan, Lim, & Goh, 2018).

Additional Areas with Successful Electronic Team Training Implementation

Teams are not always operating in time sensitive, high risk, and high stress environments, but any type of team can benefit from e-team training. Such training has seen to be greatly beneficial to those in business, technical work, and physical labor jobs. Business entities such as the infamous Six Sigma organization have implementing the use of e-team training tools to improve workshops on roles and responsibilities, standard workflow, and leadership training for some time now (Albertson, 2019). While not utilizing as much simulation technology as the other fields of work, the use of e-team training in even its most basic forms of online communication and team building have been shown to improve group performance on creativity, communication, dynamic group-feedback, and overall success (Han et al., 2017). The improvement team dynamics that would normally be limited by issues of physical distance have benefited from e-team training (Pennington et al., 2018).

Industry professionals have also benefited from implementing e-team training in their organizations. Simulation-based training has been shown to improve training safety and reliability for teams in possibly hazardous environments (Musharraf et al., 2019). One such industry that has adapted to the e-training method is the drilling industry, in both offshore/onshore as well as for the use of technical and non-technical knowledge positions (Crichton et al. 2017). The use of e-team training in high fidelity drilling simulators has led to increased opportunities to practice, test out, and receive feedback on work skills during the training process, which has led to increased team performance (Crichton et al., 2017). While not the focus, the e-team training is also utilized for providing emergency situation training to the drillers, in the unlikely event that there is an accident at the workplace (Musharraf et al., 2019).

Blended Learning and Team Training

Holmes and colleagues note that team building has emerged as a factor in higher education in blended doctoral programs. Hybrid doctoral programs are different in character than traditional programs and team building has been suggested as a mechanism to advance student persistence. Holmes and colleagues (2014) found that team building, and collaborative exercises highlighted the strengths of each team member's contribution to the learning cohort. Each team member in the cohort brought their own skills to the tasks and this equated to a division of labor. The team in their experimental study demonstrated a sense of definable membership, awareness of one's membership on the team, member interaction, a shared sense of purpose, and the awareness to act individually and as a unit. Working together helped students overcome isolation, encouraged cooperation, and promoted cohesion on group projects. The process of team building occurred in the hybrid doctoral program through communication, duties coordination, and member feedback (Holmes, Trimble, & Morrison-Danner, 2014).

Sonnesson and colleagues have found that blended learning has also been successfully used in advanced trauma training in both civilian and military contexts). The biggest difficulty in learning to manage trauma was the lack of authentic practice on difficult cases. Practicing real-world reasoning and decision making on virtual patients through blended learning supported the education and training of the professionals and had benefits for improving pre-deployment training with reduced strain on home civilian hospitals.

Team Training in MOOCs

The use of MOOCs for team training can be initially difficult, as one of the draws of MOOCs is the ability to get online and learn without any formal times or locations, which makes team training or team-based learning a challenge to implement, as these cooperative tasks may not even be desired by the learners using MOOCs (Verstegen, Dailey-Hebert, Fonteijn, Clarebout, & Spruijt, 2018). This has been identified as an obstacle, rather than a user preference, as collaborative learning has been shown to increase the effectiveness of MOOCs when able to be utilized (Sanz-Martínez, Martínez-Monés, Dimitriadis, & Bote-Lorenzo, 2019). As such, the formation of teams in MOOCs must be handled with care, as the status of MOOCs lacks these collaborative team training exercises (Spoelstra, van Rosmalen, Houtmans, & Sloep, 2015). Some universities have already found some success with team-based learning in MOOCs; however, some have noted that there is some increase in the technical aspects of set-up and cost (Mayagoitia & Varela, 2019).

Retrieval practice/testing effect

The Testing Effect and Retrieval Practice

What is Retrieval?

The human memory works in a somewhat circular fashion such that the key to maintaining knowledge in the memory for later use is maintaining access to the knowledge, and the key to maintaining access to the knowledge is to use it frequently (Bjork, 1988). The very act of recalling the information, called retrieval, is critical to subsequent successful access to the knowledge (Bjork, 1988; Brown, Roediger, & McDaniel, 2014). Retrieval practice is the periodic

recalling of facts, concepts, or life events from memory (Brown et al., 2014). The benefit of frequent retrieval practice is not only a matter of improving the representation of the facts or events in the memory, but the act of retrieval also strengthens the process and success of later retrieval efforts (Bjork, 1988; Wissman & Rawson, 2017). This phenomenon, which is thought to be due to the influence that retrieval has on encoding, is called test-potentiated learning (Wissman & Rawson, 2017). Kornell, Hays, and Bjork (2009) found that even when retrieval is unsuccessful, the effort alone strengthens learning if feedback is given and when the retrieval is effortful. Retrieval can take on various forms, such as reflection, questioning, homework, or testing (Agarwal, Roediger, McDaniel, & McDermott, 2018).

Retrieval practice has been successful, not just in the laboratory, but also in the classroom (Agarwal, Bain, & Chamberlain, 2012; McDaniel, Agarwal, Huesler, McDermott, & Roediger, 2011). In educational settings, tests are usually considered as a means of student assessment; however, testing has positive effects on subsequent learning too (Roediger & Karpicke, 2006a). In studies by Agarwal, Finley, Rose, and Roediger (2017), retrieval practice improved performance in all conditions, with or without feedback, and with lag times between study opportunities and the initial testing, especially in students with a lower working memory capacity.

What is the Testing Effect?

The testing effect is a concept that refers to the gains in student learning and retention that accompany the testing and retesting of identical material (Adesope, Trevisan, & Sundararajan, 2017; Butler & Roediger, 2008; Kang, McDermott, & Roediger, 2007; Odegard & Koen, 2007; Roediger & Marsh, 2005; Roediger & Karpicke, 2006a). Frequent testing improves performance across all levels of education (Roediger & Karpicke, 2006b).

Testing can have indirect (mediated) or direct (unmediated) effects on learning (Roediger & Karpicke, 2006b). Mediated effects are actions that influence the learner and promote learning, such as feedback, the act of studying material more consistently over time versus massed practice (cramming), and self-testing to determine what concepts have been mastered (Adesope et al., 2017; Roediger & Karpicke, 2006b). The unmediated effect is inherent in the act of taking the test. Taking tests influences learning and improves long-term retention (Roediger & Karpicke, 2006b).

Studies of the testing effect are often conducted around a testing format, such as free recall, cued recall, multiple-choice, short answer, or recognition questions (Adesope et al., 2017). Although the cognitive processing needed for one testing format (a multiple-choice test, for example) is different than that needed for another type of test (cued recall or short answer, for example), the testing effect remains strong for all testing scenarios (Adesope et al., 2017). A significant moderator of the strength of the testing effect is when transfer appropriate processing (TAP) is in place in the test/retest scenario (Adesope et al., 2017; Morris, Bransford, & Franks, 1977). Transfer appropriate processing is the condition in which the pretest and posttest are identical such that the mental processes needed to negotiate the pretest are the same as those used to complete the posttest (Adesope et al., 2017). Transfer appropriate processing necessitates that the information is presented in the context in which it will be tested. For example, a multiple-choice pretest is followed by a multiple-choice posttest (Morris et al., 1977). Hays, Kornell, and Bjork (2010) and Thomas, Weywadt, Anderson, Martinez-Papponi, and McDaniel (2018) disputed

that the test format must be identical and believe that the TAP theory may be too simplistic. In their experiments, Hays et al. (2010) compared the effect of an initial short answer test followed by a multiple-choice posttest and found that memory durability is stronger when the initial test requires greater effort. This effect was substantiated by Pyc and Rawson (2008) with the addition of a caveat that when retrieval is no longer difficult, the benefit profile shows a law of diminishing returns on test performance.

Below is a table based on the conclusions of a meta-analysis of the testing effect, performed by Adesope et al. (2017), that shows the strength of the testing effect for different question types.

Effect Sizes of Different Question Formats on the Testing Effect		
Weighted Mean Effect Sizes expressed as Hedges g	Format of Practice Test	Format of Final Test
Free-Recall	0.62	0.71
Cued-Recall	0.58	0.62
Multiple-Choice	0.70	0.56
Short-Answer	0.48	0.67
Mixed Format	0.80	0.78

From the table above, it is noteworthy that multiple-choice questions exhibit the largest effect sizes when they are used as a question type in pretesting. This may be due to the lower processing demands associated with that question type; higher cognitive demands are needed to answer free-recall, short answer, or cued-recall questions (Adesope et al., 2017; Morris et al., 1977). Despite the large effect size found with utilizing multiple-choice questions, caution must be used with the data. For example, multiple-choice questions can have positive and negative effects on long-term retention (Roediger & Marsh, 2005). Even though the testing effect is nearly universally evident, using multiple-choice questions in pre-testing can result in students reading the misinformation (lures) and, in no-feedback conditions, the lures can corrupt student performance on post-tests. True/false tests also expose students to misinformation (Roediger & Marsh, 2005). Toppino and Brochin (1989) found that the act of exposing students to false answers increased the belief that the wrong choices were true on subsequent testing. Quizzing with factual questions improved application-type examination transfer and quizzing with application questions improved performance on factual-type exams (Thomas et al., 2018). Roediger & Marsh (2005) found that increasing multiple-choice alternatives from two to four decreased the proportion of correct answers chosen; however, adding six alternatives did not significantly affect the students' scores. Furthermore, adding a "none of the above" option as the

correct choice negated the testing effect (Odegard & Koen, 2007). The testing effect remained if “none of the above” was the incorrect answer (Odegard & Koen, 2007).

Feedback can reverse the negative effects of the misinformation in the multiple-choice lures (Butler & Roediger, 2008), although feedback is not universally beneficial in all scenarios. For example, Hays et al. (2010) found that when there were time constraints for learning, students skipped unnecessary feedback in favor of more retrieval opportunities with no detrimental effect on their learning. Thomas et al. (2018) found quizzing plus feedback prior to examination showed student improvement versus no-quizzing conditions.

The Learning Effects of Testing versus Other Conditions

Adesope et al. (2017) have shown that taking practice tests shows effect sizes that are stronger than those found from no study or from utilizing filler activities that were off topic relative to the final test ($g = 0.93$). Adesope et al. (2017) also found that taking practice tests had a greater effect size than other retrieval activities such as rereading or re-studying ($g = 0.51$). Cautioning that the no study and unrelated filler activities comparison is likely due to those activities not offering related retrieval and urges that, for educators, the comparison between testing and other relevant retrieval activities is more accurate ($g = 0.51$).

Features of practice tests

The testing effect can be modified by adjusting the number and frequency of the testing episodes (Carpenter & DeLosh, 2005). Many researchers have found evidence of the spacing effect, which is defined as testing information to be learned in a distributed fashion rather than in a massed fashion. Additionally, Carpenter and DeLosh (2005) found that expanded retrieval did not improve retention at testing; however, Cull, Shaughnessy, Zechmeister (1996) contradicted these findings in favor of an expanding form of retrieval such as increasing intervals between retrieval efforts. In addition to the frequency evidence, there is evidence that taking more practice tests can improve encoding during re-study (Wissman & Rawson, 2017).

In online courses, testing has been shown to be beneficial to reduce mind-wandering, increase notetaking, in addition to facilitating learning (Szpuner, Khan, & Schacter, 2013). Walck-Shannon, Cahill, McDaniel, and Frey (2019) found that opening previously scored online quizzes for students to study prior to post-testing or final examinations improved performance on both tests. Interestingly, these authors also found that students with lower STEM scores in previous courses benefited more from the voluntary re-quizzing than did their higher-performing counterparts on the final examination, but not post-testing (Walck-Shannon et al., 2019).

Pan and Rickard (2018) documented that the transfer value of the testing effect in their meta-analyses of test-enhanced learning. Pan and Rickard (2018) found that transfer strength is dependent upon three constructs: the congruency of the pretest and posttest answers, the use of elaborated feedback during training, and the level of performance on the initial test. When there is a strong congruency between pre- and posttest answers, learning transfer was observed. Likewise, when elaborated feedback is used in training, transfer was more likely. Finally, when retrieval was successful on the pretest, transfer was more likely (Pan & Rickard, 2018). Adesope et al. (2017) found that there was no significant difference in the testing effect between retention testing ($g = 0.63$) and transfer testing ($g = 0.53$).

Boundary conditions of the testing effect

Boundary conditions of the testing effect are found when the testing format, success of initial retrieval effort, retention interval, and spacing of tests are manipulated (van Gog & Sweller, 2015). Other potential boundary conditions are the type of retrieval and the complexity of the material (van Gog et al., 2015).

In a study by Sundqvist, Montyla, and Jonsson (2017), a small effect size was demonstrated for overt retrieval, which they defined as retrieval coupled with articulation of the knowledge, versus covert retrieval (retrieval without articulation). The benefit of covert retrieval was also demonstrated by Carpenter, Pashler, and Vul (2006). Wissman and Rawson (2017) provided evidence against the covert retrieval hypothesis.

Complex learning tasks are those with high element interactivity, and therefore, are manifested in higher intrinsic and extraneous cognitive load being placed on the learner (Sweller, 2010). Both low- and high-complexity tasks are necessary to learning such that different loads are placed on learners in educational settings (van Gog et al., 2015). Since most educational psychology research is carried out using cued recall, van Gog and Sweller (2015) asserted that it does not adequately mimic the complexity of educational materials used in schools. Van Gog et al. (2015) argued that the testing effect must be evaluated in both types of element interactivity. Van Gog et al. (2015) found that the testing effect was not evident on final test performance when problem-solving skills were acquired through worked examples.

Competency-based Learning

The Department of Defense is responsible for training and educating personnel to a minimum level of proficiency (Smith, Hernandez, & Gordon, 2019). Traditionally, there has been a separation between these two entities, with education focusing more on incrementally understanding concepts using reflection, while training has been associated with readiness and skill that can be demonstrated and for which there is immediate feedback. Credentialing is generally used to evaluate personnel and permanently qualify them for service; however, in some sectors, such as healthcare, aviation, or nuclear power, constant re-evaluation is required. Although studies demonstrate that 70-90% of learning happens on-the-job, there is no credible way to catalog those learning activities. Often, there is a lack of well-defined performance indicators based on credentials that supervisors can apply to track, and, subsequently, there is a lack of predictive capability of how personnel will perform over the course of their careers. Smith et al. (2019) noted that lack of readiness in performance becomes evident only after a major problem or crisis arises.

Competency-based learning (CBL) is similar to competency-based education, but accounts for the unique training that occurs in military contexts that encompass the service members knowledge, attitude, skills, traits, abilities, and other aptitudes (Smith et al., 2019). In a sense, the military training is seen as a complementary endeavor to the service members traditional formal education (Smith et al., 2019). In traditional learning, time is the constant and performance is variable; however, in competency-based learning, time becomes the variable and performance becomes the constant, and the source of learning is less important than mastery of the material demonstrated in performance (Stafford, 2019).

Stafford (2019) found that competencies are not arbitrary but are groups of capabilities that are transferable across a range of performance requirements. Further, competencies are usually composed of institutional or core competencies that reflect the values of the institution, and occupational or specialty competencies that reflect the intricacies of a specific vocation or job. Competency-based learning is less common in education than in training because of the difficulty of extrapolating competencies from purely cognitive development. Nevertheless, cognitive competencies like analytical thinking, conceptual thinking, critical thinking, commitment to learning, and diagnostic skills are foundational to educational outcomes (Stafford, 2019).

The foundation of competency-based education is revealed in its definition. In 2011, more than 100 stakeholders in competency-based education formulated a working definition which includes the following precepts:

- 1) Students advance through stages of learning as mastery is demonstrated.
- 2) Competencies are explicit, measurable, and transferable learning objectives that enable students.
- 3) Assessment is both a meaningful and positive learning experience.
- 4) Students receive feedback that is timely and individualized to maximally support their increasing development.
- 5) Learning outcomes include application of knowledge and creation of knowledge, in conjunction with the development of critical skills and dispositions (Sturgis & Casey, 2018).

Sturgis and Casey (2018) defined distinctions of CBL compared to traditional educational center around differences in outcomes, mindset, culture, support, pedagogy, assessment, reliability, learning, infrastructure, grading, and advancement. For example, in the traditional learning environments, the full range of a student's skills are neglected. Softer skills like social and emotional skills are often ignored, and application of skills is often undervalued. However, social and emotional intelligence are foundational to learning. In contrast, CBL encourages students to use their prior knowledge and abilities as a platform to develop knowledge, skills, and competencies.

Another way that Sturgis and Casey (2018) demonstrate how CBL differs from traditional educational formats concerns the mindset that a student's aptitude is fixed and unchangeable. In contrast, CBL promotes a growth mindset that meets students in their current knowledge base and seeks to advance a student's learning to a more mastery level by addressing knowledge or skill gaps. In many such ways, CBL and personalized education are complementary. Competency elevates instruction from a "one-size-fits-all" format to an individual learning pathway that is student controlled. Sturgis and Casey (2018) argued that attempts to personalize education without CBL will promote a wider disparity in educational equality because CBL ensures that educational success is tied to concrete standards that can be monitored and supported as the student progresses to mastery, thus supporting equality in demonstrating knowledge. They also proposed developing a CBL environment following sixteen design principles that are divided into three categories, namely, purpose and culture principles, teaching and learning design principles, and structure design principles. Purpose and cultural

principles can be further deconstructed to encompass a driving purpose of the CBL, equitable education, nurturing inclusivity, and learning, fostering a growth mindset, and cultivating leadership. Teaching and design principles can be broken down into elements such as following current learning science principles, activating self-efficacy (student ownership of education), development of higher-level thinking skills, and responsiveness of the environment. Structure design principles include seeking alignment in learning tasks, transparency, ensuring consistency and reliability of the CBL environment, professional development, organizational flexibility, continuous organizational improvement, and advancement upon mastery (Sturgis & Casey, 2018).

The theoretical basis for CBL has shown that it is an effective pedagogical practice (Henri, Johnson, & Nepal, 2017). CBL has proven effective for learning in interdisciplinary environments because it likely leads to more learner autonomy, which is positively related to student achievement (Fazey & Fazey, 2001; Henri et al., 2017). Learner autonomy has been positively linked to student motivation with research demonstrating that perceived control of their own education improves learners' performance (O'Reilly, 2014). Autonomous students are better positioned to reach competency levels in their field and are better able to integrate knowledge and information (Henri et al., 2017). Radovan and Makovec (2015) found that there was a high correlation between control beliefs, self-efficacy, and goal orientation. Specifically, regarding goal orientation and enjoyment of the course, the most impactful factors were teacher support, a perception of the usefulness of the course topics, and a perception of autonomy (Radovan & Makovec, 2015). Fazey and Fazye (2001) encouraged instructors to facilitate autonomy and to deliver high quality instruction to help develop each learner's potential.

Successful implementation of CBL can be attained by providing user-friendly, real-time mapping tools to help guide curriculum (Wong, 2019). Additionally, teacher support must proactively support faculty development. Online earners must be supported through excellent teacher-student connectivity, maintaining an appropriate teacher-learner relationship despite distance barriers, asking "what if" questions in clinical settings, allowing students to directly observe practitioners, creating feedback opportunities, and encouraging heterogeneity in learner groups.

Henri et al. (2017) suggested that CBL is especially beneficial in STEM education because by increasing the student's autonomy and motivation, in addition to improving positive perceptions of learning, student achievement in these subjects can be improved. CBL has been utilized in medical, dental, occupational therapy, and other health professions education (Wong, 2019). Henri et al. (2017) urged that research studies should be designed that can quantitatively and qualitatively examine CBL programs and their impact on student performance. Such research should strive for consistency in metrics so that other researchers, designers, and instructors could have more confidence in results and anecdotal claims about CBL.

Blended Learning and CBL

Cremers, Wals, Wesselink, and Mulder (2016) stated that higher education institutions are charged with creating professionals who can solve problems across disciplines, professions, and perspectives and hails blended learning as a method for teaching competencies that will adequately equip today's workers. Blended learning for developing competency is transforming medical education. Maza et al. (2016) were able to transform a competency-based medical

education course into a blended format while retaining the ability to teach to mastery. They found that students promoted flexibility and autonomy in the learning process for students and students were able to develop cognitive, procedural, technical, integrative, professional, communicative, and reflective competence.

MOOCs and CBL

MOOCs have been previously described as a means of competency-based learning, in addition to for higher-education and open-ended initiatives (Blackmon, 2018). These competency-based practices have ranged from the STEM fields of study to broader topics such as bettering a learner's understanding of climate change (Otto et al., 2019). Competency-based practices in MOOCs face the challenge of creating a wider acceptance of their competency accreditations that are awarded to their learners, and convincing educational leaders to allow for a transfer of their accreditations to count for credit in other institutions (Corlett, 2014). However, the empirical research regarding MOOCs and the competency-based learning is still lacking; despite several search attempts only minimal information has been found. Further research in this area is needed.

References for Appendix C

- Abello, C. A. M. (2018). *How professional development in blended learning influences teachers' self-efficacy*. Retrieved from ProQuest dissertations publishing (ED587961)
- Adamas-Rappaport, W. J., Waer, A. L., Teeple, M. K., Benjamin, M. A., Glazer, E. S., Sozanski, J., Poskus, D., & Ong, E. (2013). A comparison of unguided vs guided case-based instruction on the surgery clerkship. *Journal of Surgical Education, 70*(6), 821-825.
- Adcroft, A. (2011). The mythology of feedback. *Higher Education Research & Development, 30*(4), 405-419.
- Adesope, O. O., Trevisan, D. A., & Sundararajan, N. (2017). Rethinking the use of tests: A meta-analysis of practice testing. *Review of Educational Research, 87*(3), 659-701.
- Agarwal, P. K., Bain, P. M., & Chamberlain, R. W. (2012). The value of applied research: Retrieval practice improves classroom learning and recommendations from a teacher, a principal, and a scientist. *Educational Psychology Review, 24*, 437-448.
- Agarwal, P. K., Finley, J. R., Rose, N. S., & Roediger, H. L., III. (2017). Benefits from retrieval practice are greater for students with lower working memory capacity, *Memory, 25*(6), 764-771.
- Agarwal, P. K., Roediger, H. L., III, McDaniel, M. A., & McDermott, K. B. (2018). How to use retrieval practice to improve learning. Retrieved from <http://pdf.retrievalpractice.org/RetrievalPracticeGuide.pdf>
- Aguilar, S. J. (2016). Perceived motivational affordances: Capturing and measuring students' sense-making around visualizations of their academic achievement information. Retrieved from <https://deepblue.lib.umich.edu/handle/2027.42/133441>.
- Ainsworth, S. (2014). The multiple representations principle in multimedia learning. In R. E. Mayer's (Ed.) *Cambridge Handbook of Multimedia Learning (2nd Ed.)* (pp. 464 - 486). New York, NY: Cambridge University Press.
- Akkaraju, S. (2016). The role of flipped learning in managing cognitive load of a threshold concept in physiology. *The Journal of Effective Teaching, 16*(3), 28-48.
- Akyol, C., Vaughan, N., & Garrison, D. R. (2011). The impact of course duration on the development of a community of inquiry. *Interactive Learning Environments, 19*(3), 231-246.

- Akyol, Z., & Garrison, D. R. (2008). The development of a community of inquiry over time in an online course: Understanding the progression and integration of social, cognitive, and teaching presence. *Journal of Asynchronous Learning Networks*, 12, 3-22.
- Akyol, Z., & Garrison, D. R. (2011). Understanding cognitive presence in an online and blended community of inquiry: Assessing outcomes and processes for deep approaches to learning. *British Journal of Educational Technology*, 42(2), 233-250.
- Akyol, Z., Arbauth, J. B., Cleveland-Innes, M., Garrison, D. R., Ice, P., Richardson, J. C., & Swan, K. P. (2009). A response to the review of the community of inquiry framework. *The Journal of Distance Education*, 23, 123-136.
- Akyol, Z., Garrison, D. R., & Ozden, M. Y. (2009). Online and blended communities of inquiry: Exploring the developmental and perceptual differences. *International Review of Research in Open and Distance Learning*, 10(6), 65-83.
- Al Fadda, H. (2019). The relationship between self-regulations and online learning in an ESL blended learning context. *English Language Teaching*, 12(6), 87-93.
- Albertson, K. (2019) IISE, UL team up for innovative online training. *Institute of Industrial & Systems Engineers*, 51(8), 34-37.
<https://www.iise.org/isemagazine/details.aspx?id=49310>
- Alharbi, W. (2017). E-Feedback as a scaffolding teaching strategy in the online language classroom. *Journal of Educational Technology Systems*, 46(2), 239-251.
- Allen, C. J., Straker, R. J., Murray, C. R., Hanna, M. M., Meizoso, J. P., Manning, R. J., ... Hannay, W. M. (2016). Recent advances in forward surgical team training at the U.S. army trauma training department. *Military Medicine*, 181(6), 553-559.
- Al-Samarraie, H., & Saeed, N. (2018). A systematic review of cloud computing tools for collaborative learning: Opportunities and challenges to the blended-learning environment. *Computers & Education*, 124, 77-91.
- Alvarez, C., Cuesta, L., & European Association for Computer-Assisted Language Learning (EUROCALL) (United Kingdom). (2012). Designing for online interaction: Scaffolded and collaborative interventions in a graduate-level blended course. *European Association for Computer-Assisted Language Learning (EUROCALL)*
- Amaka, I. H., & Goeman, K. (2017). Selecting media for effective learning in online and blended courses: A review study. *Journal of Educational Multimedia and Hypermedia*, 26(1), 29-59.
- Amemado, D., & Manca, S. (2017). Learning from decades of online distance education: MOOCS and the community of inquiry framework. *Journal of e-Learning and Knowledge Society*, 13(2), 21-32.
- Ames, C. (1992). Classrooms: Goals, structures, and student motivation. *Journal of Educational Psychology*, 84, 261-271. doi:10.1037/0022-0663.84.3.261
- Anderson, T., Rourke, L., Garrison, D. R., & Archer, W. (2001). Assessing teaching presence in a computer conferencing context. *Journal of Asynchronous Learning Networks*, 5(2), 1-17.
- Andre, E., Rist, T., & Muller, J. (1999). Employing AI methods to control the behavior of animated interface agents. *Applied Artificial Intelligence*, 13, 415-448.
- Andriessen, J., & Baker, M. (2005). Arguing to Learn. In *The Cambridge Handbook of the Learning Sciences* (2nd ed.). (pp. 191-211). New York, NY: Cambridge University Press.
- Anmarkrud, Ø., Andresen, A., & Bråten, I. (2019). Cognitive load and working memory in multimedia learning: Conceptual and measurement issues. *Educational Psychologist*, 54(2), 61-83.
- Annand, D. (2011). Social presence within the community of inquiry framework. *The International Review of Research in Open and Distance Learning*, 12, 40-56.
- Arbaugh, J. B., Bangert, A., & Cleveland-Innes, M. (2010). Subject matter effects and the community of inquiry (CoI) framework: An exploratory study. *The Internet and Higher Education*, 13(1), 37-44.
- Arbaugh, J. B., Cleveland-Innes, M., Diaz, S. R., Garrison, D. R., Ice, P., Richardson, J. C., & Swan, K. P. (2008). Developing a community of inquiry instrument: Testing a measure of the

- community of inquiry framework using a multi-institutional sample. *The Internet and Higher Education*, 11(3-4), 133-136.
- Armellini, A. & De Stafani, M. (2016). Social presence in the 21st century: An adjustment to the community of inquiry framework. *British Journal of Educational Technology*, 47(6), 1202-1216.
- Arnold, N., & Ducate, L. (2006). Future foreign language teachers' social and cognitive collaboration in an online environment. *Language Learning & Technology*, 10(1), 42-66.
- Artino, A.R., Jr., & Stephens, J.M. (2009). Beyond grades in online learning: Adaptive profiles of academic self-regulation among naval academy undergraduates. *Journal of Advanced Academics*, 20(4), 568-601.
- Atkinson, J. M., & Heritage, J. (1984). Transcription notation. In J. Atkinson & J. Heritage (Eds.), *Structures of Social Interaction* (pp. ix-xvi). New York, NY: Cambridge University Press.
- Atkinson, J.W. (1964). An introduction to motivation. Van Nostrand.
- Aubert, B., & Kelsey, B. (2003). Further understanding of trust and performance in virtual teams. *Small Group Research*, 34(5), 575-608.
- Ausubel, D. P. (1964). Some psychological and educational limitations of learning by discovery. *The Arithmetic Teacher*, 11, 290-302.
- Awh, E., Vogel, E. K., & Oh, S. H. (2006). Interactions between attention and working memory. *Neuroscience*, 139(1), 201-208.
- Ayres, P. & Sweller, J. (2014). The split-attention principle in multimedia learning. In R. E. Mayer (Ed.), *The Cambridge handbook of multimedia learning* (2nd ed., pp. 206-226). New York: Cambridge University Press.
- Ayres, P. L. (1993). Why goal-free problems can facilitate learning. *Contemporary Educational Psychology*, 18(3), 376-381.
- Azevedo, R., & Hadwin, A. F. (2005). Scaffolding self-regulated learning and metacognition—Implications for the design of computer-based scaffolds. *Instructional Science*, 33(5), 367-379.
- Baddeley, A. D. (1986). *Working Memory*. Oxford, England: Oxford University Press.
- Baker, R. S., D'Mello, S. K., Rodrigo, M. M. T., & Graesser, A. C. (2010). Better to be frustrated than bored: The incidence, persistence, and impact of learners' cognitive-affective states during interactions with three different computer-based learning environments. *International Journal of Human-Computer Studies*, 68(4), 223-241.
- Bandura, A. (1986). *Social foundations of thought and action: A social cognitive theory*. Englewood Cliffs, NJ: Prentice-Hall.
- Bandura, A. (1989). Human agency in social cognitive theory. *American Psychologist*, 44(9), 1175-1184.
- Bandura, A. (1989). Human agency in social cognitive theory. *American Psychologist*, 44(9), 1175-1184.
- Bandura, A. (2001). Social cognitive theory: An agentic perspective. *Annual Review of Psychology*, 52, 1-26.
- Bandura, A. (2002). Growing primacy of human agency in adaptation and change in the electronic era. *European Psychologist*, 7(1), 2-16.
- Bannert, M., Sonnenberg, C., Mengelkamp, C., & Pieger, E. (2015). Short-and long-term effects of students' self-directed metacognitive prompts on navigation behavior and learning performance. *Computers in Human Behavior*, 52, 293-306.
- Barron, K. E., & Harackiewicz, J. M. (2001). Achievement goals and optimal motivation: Testing multiple goal models. *Journal of Personality and Social Psychology*, 80(5), 706-722.
- Bautista, R. G. (2013). The reciprocal determinism of online scaffolding in sustaining a community of inquiry in physics. *Journal of Technology and Science Education*, 3(2), Retrieved from <http://www.jotse.org/index.php/jotse/article/view/75/99>

- Beaven, T., Hauck, M., Comas-Quinn, A., Lewis, T., & de los Arcos, B. (2014). MOOCs: Striking the right balance between facilitation and self-determination. *MERLOT Journal of Online Learning and Teaching*, *10*(1), 31-43.
- Berney, S., & Bétrancourt, M. (2016). Does animation enhance learning? A meta-analysis. *Computers & Education*, *101*, 150-167.
- Bjork, R. A. (1988). Retrieval practice and the maintenance of knowledge. In M. M. Gruneberg & R. N. Sikes (Eds.) *Practical Aspects of Memory: Current Research and Issues* (396-401). New York, NY: Wiley.
- Blackmon, S. J. (2018). MOOC makers: Professors' experiences with developing and delivering MOOCs. *International Review of Research in Open & Distance Learning*, *19*(4), 76-90. <https://doi-org.ezproxy1.lib.asu.edu/10.19173/irrodl.v19i4.3718>
- Blaschke, L. M. (2012). Heutagogy and lifelong learning: A review of heutagogy practice and self-determined learning. *The International Review of Research in Open and Distributed Learning*, *13*(1), 56-71.
- Blayney, P., Kalyuga, S., & Sweller, J. (2015). Using cognitive load theory to tailor instruction to levels of accounting students' expertise. *Educational Technology & Society*, *18*(4), 199-210.
- Boekaerts, M. (1991). Subjective competence, appraisals and self-assessment. *Learning and Instruction*, *1*(1), 1-17.
- Boekaerts, M. (1999). Motivated learning: Studying student situation transactional units. *European Journal of Psychology of Education*, *14*, 41-55.
- Boekaerts, M. (2002). The on-line motivation questionnaire: A self-report instrument to assess students' context sensitivity. In P. R. Pintrich & M. L. Maehr (Eds.), *Advances in Motivation and Achievement: New Directions in Measures and Methods*, Vol. 12 (pp.77-120). New York, NY: JAI/Elsevier Science.
- Boekaerts, M. (2011). Emotions, emotion regulation, and self-regulation of learning. In B. J. Zimmerman & D. H. Schunk (Eds.), *Handbook of Self-Regulation of Learning and Performance* (408-425). New York, NY: Routledge.
- Boekaerts, M., & Cascallar, E. (2006). How far have we moved toward the integration of theory and practice in self-regulation? *Educational Psychology Review*, *18*, 199-210.
- Boekaerts, M., and Rozendaal, J. S. (2007). New insights into the self-regulation of writing skills in secondary vocational education. *Zeitschrift für Psychologie / Journal of Psychology* *215*, 152-163.
- Boekaerts, M., Otten, R., and Voeten, R. (2003). Examination performance: Are student's causal attributions school-subject specific? *Anxiety, Stress, & Coping*, *16*, 331-342.
- Booth, J. L., McGinn, K. M., Young, L. K., & Barbieri, C. (2015). Simple practice doesn't always make perfect: Evidence from the worked example effect. *Policy Insights from the Behavioral and Brain Sciences*, *2*(1), 24-32.
- Borthick, A. F., Jones, D. R., & Wakai, S. (2003). Designing learning experiences within learners' Zones of Proximal Development (ZPDs): Enabling collaborative learning on-site and online. *Journal of Information Systems*, *17*(1), 107-134.
- Braaksma, M. A., Rijlaarsdam, G., & Van den Bergh, H. (2002). Observational learning and the effects of model-observer similarity. *Journal of Educational Psychology*, *94*, 405-415.
- Bradley, R. L., Browne, B. L., & Kelley, H. M. (2017). Examining the influence of self-efficacy and self-regulation in online learning. *College Student Journal*, *51*(4), 518-530.
- Bransford, J. D., Brown, A. L., & Cocking, R. R. (eds). 1999. *How People Learn*. Washington, D.C: National Academy Press.
- Bratman, M. (1999). *Faces of Intention: Selected essays on intention and agency*. Cambridge, England: Cambridge University Press.
- Broadbent, J. (2017). Comparing online and blended learner's self-regulated learning strategies and academic performance. *The Internet and Higher Education*, *33*, 24-32.

- Broadbent, J., & Poon, W. L. (2015). Self-regulated learning strategies & academic achievement in online higher education learning environments: A systematic review. *The Internet and Higher Education, 27*, 1-13.
- Brown, J.R., Donelan-McCall, N., & Dunn, J. (1996). Why talk about mental states? The significance of children's conversations with friends, siblings and mothers. *Developmental Psychology, 40*, 1105-1122.
- Brown, P. C., Roediger, H. L., III, McDaniel, M. A. (2014). *Make it Stick: The Science of Successful Learning*. Cambridge, MA: Harvard University Press.
- Butler, A. C., & Roediger, H. L., III (2008). Feedback enhances the positive effects and reduces the negative effects of multiple-choice testing. *Memory & Cognition, 36*(3), 604-616.
- Canning, N. (2010). Playing with heutagogy: Exploring strategies to empower mature learners in higher education. *Journal of Further and Higher Education, 34*(1), 59-71.
- Carpenter, S. K., & DeLosh, E. L. (2005). Application of the testing and spacing effects to name learning. *Applied Cognitive Psychology, 19*, 619-636.
- Carpenter, S. K., Pashler, H., & Vul, E. (2006). What types of learning are enhanced by a cued-recall test? *Psychonomic Bulletin & Review, 13*(5), 826-830.
- Caskurlu, C. (2018). Confirming the subdimensions of teaching, social and cognitive presences: A construct validity study. *The Internet and Higher Education, 30*, 1-12.
- Celetin, P. (2007). Online training: Analysis of interaction and knowledge building patterns among foreign language teachers. *Journal of Distance Education, 21*(3), 39-58.
- Cercone, K. (2008). Characteristics of adult learners with implications for online learning design. *AACE Journal, 16*(2), 137-159.
- Chamberland, C., Hodgetts, H. M., Kramer, C., Breton, E., Chiniara, G., & Tremblay, S. (2018). The critical nature of debriefing in high-fidelity simulation-based training for improving team communication in emergency resuscitation. *Applied Cognitive Psychology, 32*(6), 727-738.
- Chang, J., Lin, W., & Chen, H. (2019). How attention level and cognitive style affect learning in a MOOC environment? Based on the perspective of brainwave analysis. *Computers in Human Behavior, 100*, 209-217. [https://doi-org.ezproxyl.lib.asu.edu/10.1016/j.chb.2018.08.016](https://doi.org.ezproxyl.lib.asu.edu/10.1016/j.chb.2018.08.016)
- Chang, R., Yu, H. H., & Chun, F. L. (2015). Survey of learning experiences and influence of learning style preferences on user intentions regarding MOOCs. *British Journal of Educational Technology, 46*(3), 528-541. <https://doi-org.ezproxyl.lib.asu.edu/10.1111/bjet.12275>
- Chen, K. C., & Jang, S. J. (2010). Motivation in online learning: Testing a model of self-determination theory. *Computers in Human Behavior, 26*(4), 741-752.
- Chen, O., Kalyuga, S., & Sweller, J. (2017). The expertise reversal effect is a variant of the more general element interactivity effect. *Educational Psychology Review, 29*(2), 393-405.
- Chen, O., Retnowati, E., & Kalyuga, S. (2019). Effects of worked examples on step performance in solving complex problems. *Educational Psychology, 39*(2), 188-202.
- Chi, M. T. H., Bassok, M., Lewis, M. W., Reimann, P., & Glaser, R. (1989). Self-explanations: How students study and use examples in learning to solve problems. *Cognitive Science, 13*, 145-182.
- Chi, M. T. H., Roy, M., & Hausmann, R. G. M. (2008). Observing tutorial dialogues collaboratively: Insights about human tutoring effectiveness from vicarious learning. *Cognitive Science, 32*, 301-341.
- Cho, M. H., & Kim, B. J. (2013). Students' self-regulation for interaction with others in online learning environments. *Internet and Higher Education, 17*, 69-75.
- Claman, F. L. (2015). The impact of multiuser virtual environments on student engagement. *Nurse Education in Practice, 15*(1), 13-16.
- Clark, R. C., & Mayer, R. E. (2016). *e-Learning and the Science of Instruction*. (4th ed.). Hoboken, NJ: Wiley.

- Cleary, T. J., & Zimmerman, B. J. (2001). Self-regulation differences during athletic practice by experts, non-experts, and novices. *Journal of Applied Sport Psychology, 13*, 185–206.
- Clow, D. (2013). An overview of learning analytics. *Teaching in Higher Education, 18*(6), 683-695.
- Coll, C., Rochera, M. J., de Gispert, I., & Diaz-Barriga, F. (2013). Distribution of feedback among teacher and students in online collaborative learning in small groups. *Digital Education Review, 23*, <http://greav.ub.edu/der/>
- Colliver, J. A. (2000). Effectiveness of problem-based learning curricula: Research and theory. *Academic Medicine, 75*, 259-266.
- Cook, D. A., & Artino, A. R., Jr (2016). Motivation to learn: An overview of contemporary theories. *Medical education, 50*(10), 997–1014. doi:10.1111/medu.13074
- Corlett, B. (2014). Harvesting alternative credit transfer students: Redefining selectivity in your online learning program enrollment leads. *Online Journal of Distance Learning Administration, 17*(2), 29–34. Retrieved from <https://search-ebscohost-com.ezproxy1.lib.asu.edu/login.aspx?direct=true&db=eft&AN=97296262&site=ehost-live>
- Cowan, N. (2000). The magical number 4 in short-term memory: A reconsideration of mental storage capacity. *Behavioral and Brain Sciences, 24*(1), 87-185.
- Cowan, N. (2010). The magical mystery four: How is working memory capacity limited, and why? *Current Directions in Psychological Science, 19*(1), 51-57.
- Craig, R. (1956). Directed versus independent discovery of established relations. *Journal of Educational Psychology, 47*, 223-235.
- Craig, S. D., & Schroeder N. L. (2018). Design principles for virtual humans in educational technology environments. In K. Millis, D. Long, J. Magliano, & K. Wiemer (Eds.), *Deep Learning: Multi-disciplinary approaches (pp. 128-139)*. New York, NY: Routledge/Taylor Francis.
- Craig, S. D., & Schroeder, N. L. (2017). Reconsidering the voice effect when learning from a virtual human. *Computers & Education, 114*, 193-205. DOI: 10.1016/j.compedu.2017.07.003
- Craig, S. D., & Schroeder, N. L. (in press). Text to speech software and learning: Investigating the relevancy of the voice effect. *Journal of Educational Computing Research*. DOI: 10.1177/073563311880287
- Craig, S. D., Gholson, B., & Driscoll, D. (2002). Animated pedagogical agents in multimedia educational environments: Effects of agent properties, picture features, and redundancy. *Journal of Educational Psychology, 94*, 428-434.
- Craig, S. D., Gholson, B., Ventura, M., Graesser, A. C., & the Tutoring Research Group. (2000). Overhearing dialogues and monologues in virtual tutoring sessions: Effects on questioning and vicarious learning. *International Journal of Artificial Intelligence in Education (Special Issue: Analyzing Educational Dialogue Interaction), 11*, 242-253.
- Craig, S. D., Sullins, J., Witherspoon, A., & Gholson, B. (2006). The deep-level-reasoning-question effect: The role of dialogue and deep-level-reasoning questions during vicarious learning. *Cognition and Instruction, 24*(4), 565-591.
- Craig, S., Graesser, A., Sullins, J., & Gholson, B. (2004). Affect and learning: An exploratory look into the role of affect in learning with AutoTutor. *Journal of Educational Media, 29*(3), 241-250.
- Craig, S. D., & Brittingham, J. K. (2013). Instruction via observational learning: Addressing the growing need for efficient learning techniques in schools. In R. Atkinson (Ed.), *Learning Environments: Technologies, Challenges and Impact Assessment*. New York, NY: Nova Science Publishers.
- Craig, S. D., Gholson, B., Brittingham, J. K., Williams, J. L., & Shubeck, K. T. (2012). Promoting vicarious learning of physics using deep questions with explanations. *Computers and Education, 58*, 1042-1048.

- Cremers, P. H. M., Wals, A. E. J., Wesselink, R., & Mulder, M. (2016). Design principles for hybrid learning configurations at the interface between school and workplace. *Learning Environments Research*, 19, 309-334.
- Crichton, M. T., Moffat, S., & Crichton, L. (2017). Developing a team behavioural marker framework using observations of simulator-based exercises to improve team effectiveness: A drilling team case study. *Simulation & Gaming*, 48(3), 299-313.
- Crippen, K. J., Biesinger, K. D., Muis, K. R., & Orgill, M. (2009). The role of goal orientation and self-efficacy in learning from web-based worked examples. *Journal of Interactive Learning Research*, 20(4), 385-403.
- Elliot, A. J., Murayama, K., & Pekrun, R. (2011). A 3 × 2 achievement goal model. *Journal of Educational Psychology*, 103(3), 632-648. <http://doi.org/10.1037/a0023952>
- Crisanti, A. S., Earheart, J. A., Rosenbaum, N. A., Tinney, M., & Duhigg, D. J. (2019). Beyond crisis intervention team (CIT) classroom training: Videoconference continuing education for law enforcement. *International Journal of Law & Psychiatry*, 62, 104-110.
- Cull, W. L., Shaughnessy, J. J., & Zechmeister, E. B. (1996). Expanding understanding of the expanding-pattern-of-retrieval mnemonic: Toward confidence in applicability. *Journal of Experimental Psychology: Applied*, 2(4), 365-378
- D'Mello, S. K., Craig, S. D., Fike, K., & Graesser, A. C. (2009). Responding to learners' cognitive-affective states with supportive and shakeup dialogues. In J. A. Jacko (Ed.), *Lecture Notes in Computer Science, Vol. 5612: Human-computer interaction—Ambient, Ubiquitous and Intelligent Interaction* (pp. 595-604). Berlin, Germany: Springer-Verlag.
- D'Mello, S. K., Jackson, G. T., Craig, S. D., Morgan, B., Chipman, P., White, H., Person, N., Kort, B., el Kaliouby, R., Picard, R., & Graesser, A. C. (2008). AutoTutor detects and responds to learners affective and cognitive states. *Proceedings of the Workshop on Emotional and Cognitive Issues in ITS (WECITS)* (pp. 306-308) Washington, DC: IOS Press.
- D'Mello, S., & Graesser, A. (2012). Dynamics of affective states during complex learning. *Learning and Instruction*, 22(2), 145-157.
- Dan, A., & Reiner, M. (2017). Real time EEG based measurements of cognitive load indicates mental states during learning. *Journal of Educational Data Mining*, 9(2), 31-44.
- Davis, E. A., & Linn, M. C. (2000). Scaffolding students' knowledge integration: Prompts for reflection in KIE. *International Journal of Science Education*, 22, 819-837.
- Davis, R. O. (2018). The impact of pedagogical agent gesturing in multimedia learning environments: A meta-analysis. *Educational Research Review*, 24, 193-209.
- Davis, R. O., Vincent, J., & Park, T. J. (2019). Reconsidering the voice principle with non-native language speakers. *Computers & Education*, 140, 103605.
- De Brún, A., O'Donovan, R., & McAuliffe, E. (2019). Interventions to develop collectivistic leadership in healthcare settings: a systematic review. *BMC Health Services Research*, 19(1), 1-22.
- De Dreu, C. K., & Weingart, L. (2003). Task-and relationship-conflict, team performance, and team member satisfaction: a meta-analysis. *Journal of Applied Psychology*, 86, 1191-1201.
- De Jong, N., Krumeich, J. S.M., & Verstegen, D. M. L. (2017). To what extent can PBL principles be applied in blended learning: Lessons learned from health master programs. *Medical Teacher*, 39(2), 203-211
- De Jong, T. (2010). Cognitive load theory, educational research, and instructional design: some food for thought. *Instructional Science*, 38(2), 105-134.
- De Jong, T., & Lazonder, A. W. (2014). The guided discovery learning principle in multimedia learning. In R. E. Mayer's (Ed.) *Cambridge Handbook of Multimedia Learning (2nd Ed.)* (pp. 371- 390). New York, NY: Cambridge University Press.
- Deci, E. L., & Ryan, R. M. (1980). Self-determination theory: When mind mediates behavior. *The Journal of Mind and Behavior*, 1(1), 33-43.
- Deci, E. L., & Ryan, R. M. (2000). The "what" and "why" of goal pursuits: Human needs and the self-determination of behavior. *Psychological Inquiry*, 11(4), 227-268.

- Deci, E. L., & Ryan, R. M. (2008). Self-determination theory: A macrotheory of human motivation, development, and health. *Canadian Psychology/Psychologie Canadienne*, 49(3), 182-185.
- Deci, E. L., & Ryan, R. M. (2010). Self-determination. *The Corsini Encyclopedia of Psychology*, 1-2.
- Dempsey, P. R., & Zhang, J. (2019). Re-examining the construct validity and causal relationships of teaching, cognitive, and social presence in community of inquiry framework. *Online Learning Journal*, 23(1), 62-79.
- Diaz, R., Swan K., Ice, P., & Kupczynski, L. (2010). Student ratings of the importance of survey items, multiplicative factor analysis, and the validity of the community of inquiry survey. *The Internet and Higher Education*, 13(1-2), 22-30.
- DiBenedetto, M. K., and Zimmerman, B. J. (2010). Differences in self-regulatory processes among students studying science: A microanalytic investigation. *International Journal of Educational and Psychological Assessment*, 5, 2-24.
- Dillenbourg, P., Baker, M., Blaye, A., & O'Malley, C. (1996). The evolution of research on collaborative learning. In P. Reimann & H. Spada (Eds.), *Learning in Humans and Machines: Towards an Interdisciplinary Learning Science* (pp. 189-211). Oxford: Elsevier.
- Dillenbourg, P., Järvelä, S., & Fischer, F. (2009). The evolution of research on computer-supported collaborative learning. In *Technology-Enhanced Learning* (pp. 3-19). Dordrecht: Springer.
- Dinsmore, D. L., Alexander, P. A., & Loughlin, S. M. (2008) Focusing the conceptual lens on metacognition, self-regulation, and self-regulated learning. *Educational Psychology Review*, 20, 391-409.
- D'Mello, S. (2013). A selective meta-analysis on the relative incidence of discrete affective states during learning with technology. *Journal of Educational Psychology*, 105(4), 1082-1099.
- Driscoll, D. M., Craig, S. D., Gholson, B., Ventura, M., Hu, X., & Graesser, A. C. (2003). Vicarious learning: Effects of overhearing dialog and monologue-like discourse in a virtual tutoring session. *Journal of Educational Computing Research*, 29(4), 431-450.
- Du, J., Fan, X., Xu, J., Wan, C., Sun, L., & Liu, F. (2019). Predictors for students' self-efficacy in online collaborative groupwork. *Educational Technology Research and Development*, 67, 767-791.
- Duphorne, P. L., & Gunawardena, C. N. (2005). The effect of three computer conferencing designs on critical thinking skills of nursing students. *The American Journal of Distance Education*, 19(1), 37-50.
- Eccles, J. S., Adler, T. F., Futterman, R., Goff, S. B., Kaczala, C. M., Meece, J. L., & Midgley, C. (1983). Expectancies, values, and academic behaviors. In J. T. Spence (Ed.), *Achievement and Achievement Motivation* (pp. 75-146). San Francisco, CA: W. H. Freeman.
- Eccles, J., & Wigfield, A. (2002). Motivational Beliefs, values, and goals. *Annual Review of Psychology*, 53(1), 109-132.
- effectiveness of feedback in supporting student learning. *Assessment & Evaluation in Higher Education*, 34(2), 181-192.
- Efklides, A. (2001). Metacognitive experiences in problem solving: Metacognition, motivation, and self-regulation. In A. Efklides, J. Kuhl, & R. M. Sorrentino (Eds.), *Trends and Prospects in Motivation Research* (pp. 297-323). Dordrecht, The Netherlands: Kluwer.
- Efklides, A. (2002). Feelings and judgments as subjective evaluations of cognitive processing: How reliable are they? *Psychology*, 9, 163-184.
- Efklides, A. (2006). Metacognition and affect: What can metacognitive experiences tell us about the learning process? *Educational Research Review*, 1, 3-14.
- Efklides, A. (2008). Metacognition: Defining its facets and levels of functioning in relation to self-regulation and co-regulation. *European Psychologist*, 13(4), 277-287.
- Efklides, A. (2011). Interactions of metacognition with motivation and affect in self-regulated learning: the MASRL model. *Educational Psychology*, 46, 6-25.

- Ekman, P., Friesen, W. V., & Ellsworth, P. (1972). *Emotion in the Human Face: Guide-lines for Research and an Integration of Findings*. Pergamon.
- Elliot, A. J. (1999). Approach and avoidance motivation and achievement goals. *Educational Psychologist*, *34*, 169–189. doi:10.1207/s15326985ep3403_3
- Elliot, A. J. (2005). A conceptual history of the achievement goal construct. *Handbook of Competence and Motivation*, 52–72.
- Elliot, A. J., & McGregor, H. A. (2001). A 2×2 achievement goal framework. *Journal of Personality and Social Psychology*, *80*(3), 501.
- Elliot, A. J., Murayama, K., & Pekrun, R. (2011). A 3x2 achievement goal model. *Journal of Educational Psychology*, *103*(3), 632-648.
- Ellis, R. A., & Han, F. (2018). Reasons why some university students avoid the online learning environment in blended courses. *Journal of Educational Multimedia and Hypermedia*, *27*(2), 137-152.
- Enyedy, N., Stevens, R. (2005). Analyzing collaboration. In *The Cambridge Handbook of the Learning Sciences* (2nd ed.). (pp. 191-211). New York, NY: Cambridge University Press.
- Eppich, W., Nannicelli, A. P., Seivert, N. P., Sohn, M.-W., Rozenfeld, R., Woods, D. M., & Holl, J. L. (2015). A rater training protocol to assess team performance. *Journal of Continuing Education in the Health Professions*, *35*(2), 83–90.
- Erhel, S., & Jamet, E. (2019). Improving instructions in educational computer games: Exploring the relations between goal specificity, flow experience and learning outcomes. *Computers in Human Behavior*, *91*, 106-114.
- Erickson, F. (1986). Qualitative methods in research on teaching. In M. C. Wittrock (Ed.), *Handbook of Research on Teaching* (3rd ed.). (pp. 119–161). New York, NY: Macmillan.
- Fabricius, W. V., & Schwanenflugel, P. J. (1994). The older child's theory of mind. In A. Demetriou & A. Efklides (Eds.), *Intelligence, Mind, and Reasoning: Structure and Development* (pp. 111–132). Amsterdam: Elsevier.
- Fahy, P. J., Crawford, G., & Ally, M. (2001). Patterns of interaction in a computer conference transcript.
- Fan, Y.-C., & Wen, C.-Y. (2019). A virtual reality soldier simulator with body area networks for team training. *Sensors* (14248220), *19*(3), 451.
- Fazey, D. M. A., & Fazey, J. a. (2001). The potential for autonomy in learning: Perceptions of competence, motivation, and locus of control in first-year undergraduate students. *Studies in Higher Education*, *26*(3), 345-361.
- Felder, R. M., & Silverman, L. K (1988). Learning and teaching styles in engineering education. *Engineering Education*, *78*(7) 674-681.
- Fernandez, M., Wegerif, R., Mercer, N., & Rojas-Drummond, S. (2001). Re-conceptualizing "Scaffolding" and the Zone of Proximal Development in the context of asymmetrical collaborative learning. *Journal of Classroom Interaction*, *36*(2), 40-54.
- Few, S. (2006). Information dashboard design: The effective visual communication of data. O'Reilly Media. Retrieved March 25, 2019, from <https://dl.acm.org/citation.cfm?id=1206491>
- Fischhoff, B., Goitein, B., & Shapira, Z. (1982). The experienced utility of expected utility approaches. In N. T. Feather (Ed.), *Expectations and Actions: Expectancy-Value Models in Psychology* (pp. 315–39). Hillsdale, NJ: Erlbaum.
- Fox, E., & Riconscente, M. M. (2008). Metacognition and self-regulation in James, Piaget, and Vygotsky. *Educational Psychology Review*, *20*, 373–389.
- Freudenberg, B., Cameron, C., & Brimble, M. (2011). The importance of self: Developing students' self-efficacy through work integrated learning. *The International Journal of Learning*, *17*(10), 479-496.
- Fu, Q. K., & Hwang, G. J. (2018). Trends in mobile technology-supported collaborative learning: A systematic review of journal publications from 2007 to 2016. *Computers & Education*, *119*, 129-143.

- Fung, L., Boet, S., Bould, M. D., Qosa, H., Perrier, L., Tricco, A., Tavares, W., & Reeves, S. (2015). Impact of crisis resource management simulation-based training for interprofessional and interdisciplinary teams: A systematic review. *Journal of Interprofessional Care, 29*(5), 433–444.
- Furberg, A. (2016). Teacher support in computer-supported lab work: Bridging the gap between lab experiments and students' conceptual understanding. *International Journal of Computer-Supported Collaborative Learning, 11*(1), 89-113.
- García E., Tenorio, B. J., Sepúlveda, G. C., & Ramírez Montoya, M. S. (2015). Self-motivation challenges for student involvement in the Open Educational Movement with MOOC. *Revista De Universidad Y Sociedad Del Conocimiento, 12*(1), 91–103.
- Garrison, D. R. (2017). *E-learning in the 21st century: A Community of Inquiry Framework for research and practice* (3rd ed.). New York: Routledge.
- Garrison, D. R., & Akyol, Z. (2015). Toward the development of a metacognition construct for communities of inquiry. *Internet and Higher Education, 24*, 66-71.
- Garrison, D. R., & Arbaugh, J. B. (2007). Researching the community of inquiry framework: Review, issues, and future directions. *Internet and Higher Education, 10*, 157-172.
- Garrison, D. R., Anderson, T., & Archer, W. (2000) Critical inquiry in a text-based environment: Computer conferencing in higher education. *The Internet and Higher Education, 2* (2-3), 87-105.
- Garrison, D. R., Anderson, T., & Archer, W. (2001) Critical thinking, cognitive presence, and computer conferencing in distance education, *American Journal of Distance Education, 15*(1), 7-23.
- Garrison, D. R., Anderson, T., & Archer, W. (2010). The first decade of the community of inquiry framework: A retrospective. *Internet and Higher Education, 13*, 5-9.
- Garrison, D. R., Cleveland-Innes, M., & Fung, T. S. (2010). Exploring causal relationships among teaching, cognitive and social presence: Student perceptions of the community of inquiry framework. *The Internet and Higher Education, 3*, 31-36.
- Garrison, R. (2000). Theoretical challenges for distance education in the 21st century: A shift from structural to transactional issues. *The International Review of Research in Open and Distributed Learning, 1*(1).
- Gayton, J. (2009). Analyzing online education through the lens of institutional theory and practice: The need for research-based and -validated frameworks for planning, designing, delivering, and assessing online instruction. *The Delta Pi Epsilon Journal, 51*(2), 62-75.
- Gholson, B. & Craig, S. D. (2006). Promoting constructive activities that support vicarious learning during computer-based instruction. *Educational Psychology Review, 18*, 119-139.
- Gibbs, G., & Simpson, C. (2005). Conditions under which assessment supports students' learning. *Learning and Teaching in Higher Education, 1*, 3-31.
- Gijbels, D., Dochy, F., Van den Bossche, P., & Segers, M. (2005). Effects of problem-based learning: A meta-analysis from the angle of assessment. *Review of Educational Research, 75*(1), 27-61.
- Ginns, P. (2005). Meta-analysis of the modality effect. *Learning and Instruction, 15*(4), 313-331.
- Ginns, P. (2006). Integrating information: A meta-analysis of the spatial contiguity and temporal contiguity effects. *Learning and Instruction, 16*(6), 511-525.
- Ginns, P., Martin, A. J., & Marsh, H. W. (2013). Designing instructional text in a conversational style: A meta-analysis. *Educational Psychology Review, 25*(4), 445-472.
- Glover, C. & Brown, E. (2007). Written feedback for students: Too much, too detailed or too incomprehensible to be effective? *Bioscience Education, 7*(1), 1-16.
- Goedhart, N. S., Blignaut-van Westrhenen, N., Moser, C., Zweekhorst, M. B. M. (2019). The flipped classroom: Supporting a diverse group of students in their learning. *Learning environments Research, 22*, 297-310.

- Gorsky, P., Caspi, A., & Smidt, S. (2007). Use of instructional dialogue by university students in a difficult distance education course. *Journal of Distance Education, 23*(1), 1-22.
- Graham, S., & Williams, C. (2009). An attributional approach to motivation in school. In K. Wentzel & A. Wigfield (Eds.). *Handbook of motivation at school*. London, UK: Routledge.
- Gunawardena, C. N. (1991). Collaborative learning and group dynamics in computer-mediated communication networks. *Research Monograph of the American Center for the Study of Distance Education, 9*, 14-24. University Park, PA: The Pennsylvania State University.
- Gunawardena, C. N. (1995). Social presence theory and implications for interactions and collaborative learning in computer conferences. *International Journal of Educational Telecommunications, 1*(2/3), 147-166.
- Gunawardena, C. N., Lowe, C. E., & Anderson, T. (1997). Analysis of a global online debate and the development of an interaction analysis model for examining social construction of knowledge in computer conferencing. *Journal of Educational Computing Research, 17*(4), 397-431.
- Gunbatar, M. S., & Guyer, T. (2017). Effects of inquiry types on states related to community of inquiry in online learning environments: An explanatory case study. *Contemporary Educational Technology, 8*(2), 158-175.
- Gutierrez-Santuste, E., Rodriguez-Sabiote, C., & Gallego-Arrifat, M-J. (2015). Cognitive presence through social and teaching presence in communities of inquiry: A correlational-predictive study. *Australasian Journal of Educational Technology, 31*(3), 349-362.
- Hadwin, A. F., Järvelä, S., and Miller, M. (2011). Self-regulated, co-regulated, and socially shared regulation of learning. In B. J. Zimmerman & D. H. Schunk (Eds.), *Handbook of Self-Regulation of Learning and Performance* (pp. 65-84). New York, NY: Routledge.
- Hadwin, A. F., Oshige, M., Gress, C. L. Z., & Winne, P. H. (2010). Innovative ways for using gStudy to orchestrate and research social aspects of self-regulated learning. *Computers in Human Behavior, 26*, 794-805.
- Hall, N. C., Hladkyj, S., Perry, R. P., & Ruthig, J. C. (2004). The role of attributional retraining and elaborative learning in college students' academic development. *The Journal of Social Psychology, 144*(6), 591-612. Retrieved from
- Hall, N. C., Perry, R. P., Goetz, T., Ruthig, J. C., Stupnisky, R. H., & Newall, N. E. (2007). Attributional retraining and elaborative learning: Improving academic development through writing-based interventions. *Learning and Individual Differences, 17*(3), 280-290.
- Hamm, J. M., Perry, R. P., Chipperfield, J. G., Murayama, K., & Weiner, B. (2017). Attribution-based motivation treatment efficacy in an online learning environment for students who differ in cognitive elaboration. *Motivation and Emotion, 41*(5), 600-616.
- Han, S. J., Chae, C., Macko, P., Park, W., & Beyerlein, M. (2017). How virtual team leaders cope with creativity challenges. *European Journal of Training & Development, 14*(3), 261-276.
- Hareli, S., & Weiner, B. (2002). Social emotions and personality inferences: A scaffold for a new direction in the study of achievement motivation. *Educational Psychologist, 37*, 183-193.
- Hartnett, M., St. George, A., & Dron, J. (2011). Examining motivation in online distance learning environments: Complex, multifaceted and situation-dependent. *The International Review of Research in Open and Distributed Learning, 12*(6), 20-38.
- Harvey, P., Radomski, N., & O'Connor, D. (2013). Written feedback and continuity of learning in a geographically distributed medical education program. *Medical Teacher, 35*, 1009-1013.
- Haspel, R. L., Ali, A. M., Huang, G. C., Smith, M. H., Atkinson, J. B., Chabot-Richards, D. S., Elliott, R. M., Kaul, K. L., Powell, S. Z., Rao, A., Rinder, H. M., Vanderbilt, C. M., & Wilcox, R. (2019). Teaching genomic pathology: Translating team-based learning to a virtual environment using computer-based simulation. *Archives of Pathology & Laboratory Medicine, 143*(4), 513-517.
- Hattie, J. (2009). Visible learning: A synthesis of over 800 meta-analyses relating to achievement. New York, NY; Routledge.

- Hattie, J. (2012). *Visible learning for teachers: Maximizing impact on learning*. New York; NY: Routledge.
- Hays, M. J., Kornell, N., & Bjork, R. A. (2010). Costs and benefits of feedback during learning. *Psychonomic Bulletin & Review*, *17*, 797-801.
- Heidig, S., & Clarebout, G. (2011). Do pedagogical agents make a difference to student motivation and learning? *Educational Research Review*, *6*(1), 27-54.
- Heidig, S., Müller, J., & Reichelt, M. (2015). Emotional design in multimedia learning: Differentiation on relevant design features and their effects on emotions and learning. *Computers in Human Behavior*, *44*, 81-95.
- Heinrichs, W. L., Youngblood, P., Harter, P. M., & Dev, P. (2008). Simulation for team training and assessment: Case studies of online training with virtual worlds. *World Journal of Surgery*, *32*(2), 161-170.
- Henderikx, M., Kreijns, K., Castaño Muñoz, J., & Kalz, M. (2019). Factors influencing the pursuit of personal learning goals in MOOCs. *Distance Education*, *40*(2), 187-204. <https://doi-org.ezproxy1.lib.asu.edu/10.1080/01587919.2019.1600364>
- Henri, M., Johnson, M. D., & Nepal, B. (2017). A review of competency-based learning: Tools, assessments, and recommendations. *Journal of Engineering Education*, *106*(4), 607-638.
- Hmelo-Silver, C. E., Duncan, R. G., & Chinn, CA. (2007). Scaffolding and achievement in problem-based and inquiry learning: A response to Kirschner, Sweller, and Clark (2006). *Educational Psychologist*, *42*(2), 99-107.
- Hodges, C. B. (2008). Self-efficacy in the context of online learning environments: A review of the literature and directions for research. *Performance Improvement Quarterly*, *20*(3-4), 7-25.
- Holmes, B., Trimble, M., & Morrison-Danner, D. (2014). Advancing scholarship, team building, and collaboration in a hybrid doctoral program in educational leadership. *Journal of College Teaching and Learning*, *11*(4), 175-180.
- Hosler, K. A., & Arend, B. D. (2012). The importance of course design, feedback, and facilitation: Student perceptions of the relationship between teaching presence and cognitive presence. *Educational Media International*, *49*(3), 217-229.
- Hushman, C. J., & Marley, S. C. (2015). Guided instruction improves elementary school learning and self-efficacy in science. *The Journal of Educational Research*, *108*, 371-381.
- Hutchins, E. (1995). *Cognition in the Wild*. Cambridge, MA: MIT Press.
- Impelluso, T. J. (2009). Leveraging cognitive load theory, scaffolding, and distance technologies to enhance computer programming for non-majors. *Advances in Engineering Education*, *1*(4), 1-19.
- Irvine, J. (2018). A framework for comparing theories related to motivation in education. *Research in Higher Education Journal*, *35*.
- Jablokow, K., Matson, J. V., & Velegol, D. (2014). A Multidisciplinary MOOC on Creativity, Innovation, and Change: Encouraging Experimentation and Experiential Learning on a Grand Scale. *Proceedings of the ASEE Annual Conference & Exposition*, 1-24.
- James, T. A., Page, J. S., & Sprague, J. (2016). Promoting interprofessional collaboration in oncology through a teamwork skills simulation programme. *Journal of Interprofessional Care*, *30*(4), 539-541.
- Järvelä, S., and Hadwin, A. F. (2013). New frontiers: Regulating learning in CSCL. *Educational Psychology*, *48*, 25-39.
- Jeong, J. S., Gonzalez-Gomez, D., & Canada-Canada, F. (2016). Students' perceptions and emotions toward learning in a flipped general science classroom. *Journal of Science Education and Technology*, *25*, 747-758.
- Johnson, C. J. & Priest, H. A. (2014). The feedback principle in multimedia learning. In R. E. Mayer's (Ed.) *Cambridge Handbook of Multimedia Learning (2nd Ed.)* (pp. 449 - 463). New York, NY: Cambridge University Press.

- Jones, S. P., Miller, C., Gibson, J. M. E., Cook, J., Price, C., & Watkins, C. L. (2018). The impact of education and training interventions for nurses and other health care staff involved in the delivery of stroke care: An integrative review. *Nurse Education Today*, *61*, 249–257.
- Kalyuga, S., & Sweller, J. (2014). The redundancy principle in multimedia learning. In R. E. Mayer (Ed.), *The Cambridge Handbook of Multimedia Learning* (2nd ed., pp. 247-262). New York: Cambridge University Press.
- Kalyuga, S., Chandler, P., & Sweller, J. (1999). Managing split-attention and redundancy in multimedia instruction. *Applied Cognitive Psychology*, *13*(4), 351-371.
- Kamp, R. J. A., van Berkle, H. J. M., Popeijus, H. E., Leppink, J., Schmidt, H. G., & Dolmans, D. H. J. M. (2014). Midterm peer feedback in problem-based learning groups: the effect on individual contributions and achievement. *Advances in Health Science Education*, *19*, 53-69.
- Kang, M., Liew, B. T., Kim, J., & Park, Y. (2014). Learning presence as a predictor of achievement and satisfaction in online learning environments. *International Journal on ELearning*, *13*(2), 193-208.
- Kang, S. H. K., McDermott, K. B., & Roediger, H. L., III. (2007). Test format and corrective feedback modify the effect of testing on long-term retention. *European Journal of Cognitive Psychology*, *19*, 528-558.
- Kanuka, H., & Anderson, T. (1998). Online social interchange, discord, and knowledge construction. *Journal of Distance Education*, *13*(1), 57-75.
- Kennan, S., Bigatel, P., Stockdale, S., & Hoewe, J. (2018). The (lack of) influence of age and class standing on preferred teaching behaviors for online students. *Online Learning*, *22*(1), 163-181.
- Kilis, S., & Yildirim, Z. (2018). Investigation of community of inquiry framework in regard to self-regulation, metacognition and motivation. *Computers & Education*, *126*, 53-64.
- Kim, J. Y., & Lim, K. Y. (2019). Promoting learning in online, ill-structured problem solving: The effects of scaffolding type and metacognition level. *Computers & Education*, *138*, 116-129.
- Kirschner, P. A., Kirschner, F., & Janssen, J. (2014). The collaboration principle in multimedia learning. In R. E. Mayer (Ed.), *The Cambridge Handbook of Multimedia Learning* (2nd ed., pp. 547 - 575). New York: Cambridge University Press.
- Kirschner, P. A., Sweller, J., & Clark, R. E. (2006). Why minimal guidance during instruction does not work: An analysis of the failure of constructivist, discovery, problem-based, experiential, and inquiry-based teaching. *Educational Psychologist*, *41*(2), 75-86.
- Kissinger, J. S. (2013). The social & mobile learning experiences of students using mobile E-books. *Journal of Asynchronous Learning Networks*, *17*(1), 155-170.
- Kizilcec, R. F., & Halawa, S. (2015). Attrition and achievement gaps in online learning. Paper presented at Learning@Scale 2015, Vancouver.
<http://dx.doi.org/10.1145/2724660.2724680>
- Knestrick, J. (2012). The zone of proximal development (ZPD) and why it matters in early childhood learning. Retrieved from <https://www.nwea.org/blog/2012/the-zone-of-proximal-development-zpd-and-why-it-matters-for-early-childhood-learning/>
- Knight, S., & Buckingham Shum, S. (2017). Theory and learning analytics (1st ed.). In C. Lang, G. Siemens, A. F. Wise, & D. Gaevic (Eds.), *The Handbook of Learning Analytics* (pp. 17–22). Alberta: Society for Learning Analytics Research (SoLAR).
- Korbach, A., Brünken, R., & Park, B. (2018). Differentiating different types of cognitive load: A comparison of different measures. *Educational Psychology Review*, *30*(2), 503-529.
- Kornell, N., Hays, M. J., & Bjork, R. A. (2009). Unsuccessful retrieval attempts enhance subsequent learning. *Journal of Experimental Psychology: Learning, Memory, & Cognition*, *35*(4), 989-998.
- Koschmann, T. (2002). Dewey's contribution to the foundations of CSCL research. In G. Stahl (Ed.), *Computer Support for Collaborative Learning: Foundations for a CSCL Community: Proceedings of CSCL 2002* (pp. 17–22). Boulder, CO: Lawrence Erlbaum Associates.

- Kovanović, V., Joksimović, S., Poquet, O., Hennis, T., Čukić, I., de Vries, P., ... Gašević, D. (2018). Exploring communities of inquiry in Massive Open Online Courses. *Computers & Education, 119*, 44–58. <https://doi-org.ezproxy1.lib.asu.edu/10.1016/j.compedu.2017.11.010>
- Kozan, K., & Richardson, J. C. (2014). New exploratory and confirmatory factor analysis insights into the community of inquiry survey. *Internet and Higher Education, 23*, 39-47.
- Krause, U-M., & Stark, R. (2010). Reflection in example- and problem-based learning: effects of reflection prompts, feedback and cooperative learning. *Evaluation & Research in Education, 23*(4), 255-272.
- Kuhl, J., & Fuhrmann, A. (1998). Decomposing self-regulation and self-control: The Volitional Component Inventory. In J. Heckhausen & C.S. Dweck (Eds.), *Motivation and Self-Regulation Across Life Span* (pp. 15–49). Cambridge, UK: Cambridge University Press.
- Kuhn, D. (2007). Is direct instruction the answer to the right question? *Educational Psychologist, 42*, 109-113.
- Künsting, J., Wirth, J., & Paas, F. (2011). The goal specificity effect on strategy use and instructional efficiency during computer-based scientific discovery learning. *Computers & Education, 56*(3), 668-679.
- La Morte, W. (2018). The social cognitive theory. Retrieved from phweb.bumc.bu.edu/otlt/MPH-Modules/SB/BehavioralChangeTheories/BehavioralChangeTheories5.html
- Leahy, W., & Sweller, J. (2016). Cognitive load theory and the effects of transient information on the modality effect. *Instructional Science, 44*(1), 107-123.
- Lee, D., Watson, S. L., & Watson, W. R. (2019). Systematic literature review on self-regulated learning in massive open online courses. *Australasian Journal of Educational Technology, 35*(1).
- Lee, H. W., Lim, K. Y., & Grabowski, B. L. (2010). Improving self-regulation, learning strategy use, and achievement with metacognitive feedback. *Educational Technology Research and Development, 58*(6), 629-648.
- Leithead, J., Garbee, D. D., Yu, Q., Rusnak, V. V., Kiselov, V. J., Zhu, L., & Paige, J. T. (2019). Examining interprofessional learning perceptions among students in a simulation-based operating room team training experience. *Journal of Interprofessional Care, 33*(1), 26 -31.
- Leung, C-h (2012). Developing the OBTL curriculum with blended learning to enhance student learning effectiveness in undergraduate ECE program. *New Horizons in Education, 60*(2), 51-63.
- Leutner, D. (2014). Motivation and emotion as mediators in multimedia learning. *Learning and Instruction, 29*, 174-175.
- Leutner, D., & Schmeck, A. (2014). The generative drawing principle in multimedia learning. In R. E. Mayer's (Ed.) *Cambridge Handbook of Multimedia Learning (2nd Ed.)* (pp. 433 - 448). New York, NY: Cambridge University Press.
- Lewis, S. E. (2018). Goal orientations of general chemistry students via the achievement goal framework. *Chemistry Education Research and Practice, 19*(1), 199-212.
- Liao, J., Wang, M., Ran, W., & Yang, S. J. (2014). Collaborative cloud: A new model for e-learning. *Innovations in Education and Teaching International, 51*(3), 338-351
- Liaw, S. Y., Carpio, G. A. C., Lau, Y., Tan, S. C., Lim, W. S., & Goh, P. S. (2018). Multiuser virtual worlds in healthcare education: A systematic review. *Nurse Education Today, 65*, 136–149.
- Lin, S. Y., & Overbaugh, R. C. (2009). Computer-mediated discussion, self-efficacy and gender. *British Journal of Educational Technology, 40*(6), 999–1013.
- Littlejohn, A., Hood, N., Milligan, C., & Mustain, P. (2016). Learning in MOOCs: Motivations and self-regulated learning in MOOCs. *The Internet and Higher Education, 29*, 40-48.

- Littlepage, G. E., Hein, M. B., Moffett, R. G., Craig, P. A., Georgiou, A. M., & Moffett, R. G., 3rd. (2016). Team training for dynamic cross-functional teams in aviation: Behavioral, cognitive, and performance outcomes. *Human Factors*, 58(8), 1275–1288.
- Lockl, K., & Schneider, W. (2007). Knowledge about the mind: Links between theory of mind and later metamemory. *Child Development*, 78, 148–167.
- Loizzo, J., Ertmer, P. A., Watson, W. R., & Watson, S. L. (2017). Adult MOOC learners as self-directed: Perceptions of motivation, success, and completion. *Online Learning*, 21(2).
- Lowe, R. K., & Schnotz, W. (2014). Animation principles in multimedia learning. In R. E. Mayer's (Ed.) *Cambridge Handbook of Multimedia Learning (2nd Ed.)* (pp. 513 - 546). New York, NY: Cambridge University Press.
- Luebeck, J. L., & Bice, L. R. (2005). Online discussion as a mechanism of conceptual change among mathematics and science teachers. *Journal of Distance Education*, 20(2), 21-39.
- Lyons, M., Limniou, M., Schermbrucker, I., Hands, C., & Downes, J. J. (2017). The big five, learning goals, exam preparedness, and flipped classroom teaching: Evidence from a large psychology undergraduate cohort. *Psychology Learning & Teaching*, 16(1), 36-46.
- MacDonald, C. J., Stodel, E. J., & Casimiro, L. (2006). Online dementia care training for healthcare teams in continuing and long-term care homes: A viable solution for improving quality of care and quality of life for residents. *International Journal on E-Learning*, 5(3), 373–399.
- Maddrell, J. A., Morrison, G. R., & Watson, G. S. (2017). Presence and learning in a community of inquiry. *Distance Education*, 38(2), 245-258.
- Majeski, R. A., Stover, M., & Valais, T. (2018). The community of inquiry and emotional presence. *Adult Learning*, 29(2), 53-61.
- Martin, J. (2004). Self-regulated learning, social cognitive theory, and personal agency. *Educational Psychologist*, 39(2), 135-145.
- Martin, N., Kelly, N., & Terry, P. C. (2018). A framework for self-determination in massive open online courses: Design for autonomy, competence, and relatedness. *Australasian Journal of Educational Technology*, 34(2), 35-55.
- Marton, F., & Säljö, R. (1976). On qualitative differences in learning: I—Outcome and process. *British Journal of Educational Psychology*, 46(1), 4-11.
- Mattis, C. V. (2015). Flipped classroom versus traditional textbook instruction: Accessing accuracy and mental effort at different levels of mathematical complexity. *Technology, Knowledge, and Learning*, 20(2), 231-248.
- Mayagoitia, N. I. M., & Varela, M. A. M. (2019). Equipos de enseñanza en MOOC: un acercamiento a cuatro universidades mexicanas \Teaching teams in MOOC of mexican universities: A first approach. *Apertura: Revista de Innovación Educativa*, 11(1), 136–149. <https://doi-org.ezproxyl.lib.asu.edu/10.32870/Ap.v11n1.1474>
- Mayer, R. (2004). Should there be a three-strikes rule against pure discovery learning? the case for guided methods of instruction. *American Psychologist*, 59, (14-19).
- Mayer, R. E. (2009). *Multimedia learning (2nd edition)*. New York: Cambridge University Press.
- Mayer, R. E. (2014a). Cognitive theory of multimedia learning. In R. E. Mayer's (Ed.) *Cambridge Handbook of Multimedia Learning (2nd Ed.)* (pp. 43- 71). New York, NY: Cambridge University Press.
- Mayer, R. E. (2014b). *The Cambridge Handbook of Multimedia Learning (2nd ed.)*. New York: Cambridge University Press.
- Mayer, R. E. (2014c). Principles based on social cues in multimedia learning: Personalization, voice, image, and embodiment principles. In R. E. Mayer's (Ed.) *Cambridge Handbook of Multimedia Learning (2nd Ed.)* (pp. 345 - 368). New York, NY: Cambridge University Press.
- Mayer, R. E. (2017). Using multimedia for e-learning. *Journal of Computer Assisted Learning*, 33, 403-423.

- Mayer, R. E., & Chandler, P. (2001). When learning is just a click away: Does simple user interaction foster deeper understanding of multimedia messages? *Journal of Educational Psychology, 94*(2), 390-397.
- Mayer, R. E., & Estrella, G. (2014). Benefits of emotional design in multimedia instruction. *Learning and Instruction, 33*, 12-18.
- Mayer, R. E., & Fiorella, L. (2014). Principles for reducing extraneous processing in multimedia learning: Coherence, signaling, redundancy, spatial contiguity, and temporal contiguity principles. In R. E. Mayer (Ed.), *The Cambridge Handbook of Multimedia Learning* (2nd ed., pp. 279-315). New York: Cambridge University Press.
- Mayer, R. E., & Moreno, R. (1998). A split-attention effect in multimedia learning: Evidence for dual processing systems in working memory. *Journal of Educational Psychology, 90*(2), 312-320.
- Mayer, R. E., & Pilegard, C. (2014). Principles for managing essential processing in multimedia learning: Segmenting, Pre-training, and modality principles. In R. E. Mayer (Ed.), *The Cambridge Handbook of Multimedia Learning* (2nd ed., pp. 316-344). New York: Cambridge University Press.
- Maymon, R., Hall, N. C., Goetz, T., Chiarella, A., & Rahimi, S. (2018). Technology, attributions, and emotions in post-secondary education: An application of Weiner's attribution theory to academic computing problems. *PloS One, 13*(3), e0193443.
- McDaniel, M. A., Agarwal, P. K., Heusler, B. J., McDermott, K. B., & Roediger, H. L., III. (2011). Test-enhanced learning in a middle school science classroom: The effects of quiz frequency and placement. *Journal of Educational Psychology, 103*, 399-414.
- McKerlich, R., Riis, M., Anderson, T., & Eastman, B. (2011). Student perceptions of teaching presence, social presence, and cognitive presence in a virtual world. *MERLOT Journal of Online Learning and Teaching, 7*(3).
- McKin, T., Harmon, S. W., Evans, W., & Jones, M. G. (2002). Cognitive presence in web-based learning: A content analysis of students' online discussions. Annual Proceedings of Selected Research and Development [and] Practice: *National Convention of the Association for Educational Communications and Technology*. Atlanta, GA.
- McLaughlin, C. M., Wieck, M. M., Barin, E. N., Rake, A., Burke, R. V., Roesly, H. B., ..., & Jensen, A. R. (2018). Impact of simulation-based training on perceived provider confidence in acute multidisciplinary pediatric trauma resuscitation. *Pediatric Surgery International, 34*(12), 1353-1362.
- McNamara, D. S., Levinstein, I. B., & Boonthum, C. (2004). iStart: Interactive strategy for active reading and thinking. *Behavior Research Methods, Instruments, and Computers, 36*(2), 222-233.
- Meriën, A. E. R., Van de Ven, J., Mol, B. W., Houterman, S., & Oei, S. G. (2010). Multidisciplinary team training in a simulation setting for acute obstetric emergencies. *Obstetrics & Gynecology, 115*(5), 1021-1031.
- Meyer, K. A. (2003). Face-to-face versus threaded discussions: The role of time and higher-order thinking. *Journal of Asynchronous Learning Networks, 7*(3), 55-65.
- Miller, T. (2009). Formative computer-based assessment in higher education: The
- Milligan, C., & Littlejohn, A. (2016). How health professionals regulate their learning in massive open online courses. *The Internet and Higher Education, 31*, 113-121.
- Milligan, S. K., & Griffin, P. (2016). Understanding learning and learning design in MOOCs: A measurement-based interpretation. *Journal of Learning Analytics, 3*(2), 88-115.
- Mooring, S. R., Mitchell, C. E., & Burrows, N. L. (2016). Evaluation of a flipped, large-enrollment organic chemistry course on student attitude and achievement. *Journal of Chemical Education, 93*, 1972-1983.
- Moreno, R. (2006). Does the modality principle hold for different media? A test of the method-affects-learning hypothesis. *Journal of Computer Assisted Learning, 22*(3), 149-158.

- Moreno, R., & Mayer, R. (2007). Interactive multimodal learning environments. *Educational Psychology Review*, 19(3), 309-326.
- Morris, C. D., Bransford, J. D., & Franks, J. J. (1977). Levels of processing versus transfer appropriate processing. *Journal of Verbal Learning and Verbal Behavior*, 16, 519-533.
- Mosalanejad, L., Alipor, A., & Zandi, B. (2010). A blended education based on critical thinking and its effect on personality type and attribution style of the students. *Turkish Online Journal of Distance Education*, 11(2), 185-196.
- Mouzouri, H. (2016). The relationships between students' perceived learning styles and the community of inquiry presences in a graduate online course. *International Journal of Emerging Technologies in Learning*, 11(4), 40-47.
- Muljana, P. S., & Luo, T. (2019). Factors contributing to student retention in online learning and recommended strategies for improvement: A systematic literature review. *Journal of Information Technology Education: Research*, 18, 19-57.
- Müller, N. M., & Seufert, T. (2018). Effects of self-regulation prompts in hypermedia learning on learning performance and self-efficacy. *Learning and Instruction*, 58, 1-11.
- Munezero, M. D., & Bekuta, B. K. (2016). Benefits and challenges of introducing a blended project-based approach in higher education: Experiences from a Kenyan university. *International Journal of Education and Development using Information and Communication Technology*, 12(2), 206-218.
- Murphy, M., Curtis, K., Lam, M. K., Palmer, C. S., Hsu, J., & McCloughen, A. (2018). Simulation-based multidisciplinary team training decreases time to critical operations for trauma patients. *Injury*, 49(5), 953-958.
- Musharraf, M., Khan, F., & Veitch, B. (2019). Validating human behavior representation model of general personnel during offshore emergency situations. *Fire Technology*, 55(2), 643-665.
- Mutch, A. (2003). Exploring the practice of feedback to students. *Active Learning in Higher Education*, 4(24), 24-38.
- Nagle, L., & Kotze, T. (2010). Supersizing e-learning: What a CoI survey reveals about teaching presence in a large online class. *The Internet and Higher Education*, 13(1-2), 45-51.
- Nash, S. (2005). Learning objects, learning object repositories, and learning theory: Preliminary best practices for online courses. *Interdisciplinary Journal of E-Learning and Learning Objects*, 1(1), 217-228.
- Naumann, D. N., Bowley, D. M., Midwinter, M. J., Walker, A., & Pallister, I. (2016). High-fidelity simulation model of pelvic hemorrhagic trauma: The future for military surgical skills training? *Military Medicine*, 181(11), 1407-1409.
- Nawrot, I., & Doucet, A. (2014). Building engagement for MOOC students: Introducing support for time management on online learning platforms. In *Proceedings of the Companion Publication of the 23rd International World Wide Web Conference*. (pp. 1077-1082). Seoul, South Korea.
- Nebel, S., Schneider, S., Schledjewski, J., & Rey, G. D. (2017). Goal-setting in educational video games: Comparing goal-setting theory and the goal-free effect. *Simulation & Gaming*, 48(1), 98-130.
- Nelson, T. O., & Narens, L. (1994). Why investigate metacognition? In J. Metcalfe & A. Shimamura (Eds.), *Metacognition: Knowing About Knowing* (pp. 1-25). Cambridge, MA: MIT.
- Newberry, B. (2001). Raising student social presence in online classes. Proceedings from WebNet 2001: *World Conference on the WWW and Internet*. Orlando, FL.
- Nguyen, Q., Tempelaar, D., Rienties, B., & Giesbers, B. (2016). What learning analytics based prediction models tell us about feedback preferences of students. *Quarterly Review of Distance Education*, 17(3), 13-33.
- Nuckles, M., Hubner, S., & Renkl, A. (2009). Enhancing self-regulated learning by writing learning protocols. *Learning and Instruction*, 19, 259-271.

- O'Connor, D. L., & Menaker, E. S. (2008). Can massively multiplayer online gaming environments support team training? *Performance Improvement Quarterly*, 21(3), 23–41.
- Odegard, T. N., & Koen, J. D. (2007). "None of the above" as a correct and incorrect alternative on a multiple-choice test: Implications for the testing effect. *Memory*, 15(8), 873-885.
- Onah, D. F. O., & Sinclair, J. E. (2016). A multi-dimensional investigation of self-regulated learning in a blended classroom context: A case study on eLDA MOOC. In M. E. Auer, G. Guralnick & J. Uhomobhi (Eds.), *Proceedings of the 19th International Conference on Interactive Collaborative Learning* (pp. 63–85). New York, NY: Springer.
- Onan, A., Simsek, N., Elcin, M., Turan, S., Erbil, B., & Deniz, K. Z. (2017). A review of simulation-enhanced, team-based cardiopulmonary resuscitation training for undergraduate students. *Nurse Education in Practice*, 27, 134-143.
- O'Reilly, E. N. (2014). Correlations among perceived autonomy support, intrinsic motivation, and learning outcomes in an intensive foreign language program. *Theory and Practice in Language Studies*, 4(7), 1313-1318.
- Otto, D., Caeiro, S., Nicolau, P., Disterheft, A., Teixeira, A., Becker, S., ... Sander, K. (2019). Can MOOCs empower people to critically think about climate change? A learning outcome based comparison of two MOOCs. *Journal of Cleaner Production*, 222, 12–21. <https://doi.org/ezproxy1.lib.asu.edu/10.1016/j.jclepro.2019.02.190>
- Owen, E., & Sweller, J. (1985). What do students learn while solving mathematics problems? *Journal of Educational Psychology*, 77(3), 272-284.
- Paas, F. G. (1992). Training strategies for attaining transfer of problem-solving skill in statistics: A cognitive-load approach. *Journal of Educational Psychology*, 84(4), 429-434.
- Paas, F., & Sweller, J. (2014). Implications of cognitive load theory for multimedia learning. In R. E. Mayer's (Ed.) *Cambridge Handbook of Multimedia Learning (2nd Ed.)* (pp. 27 - 42). New York, NY: Cambridge University Press.
- Pan, S. C., & Rickard, T. C. (2018). Transfer of test-enhanced learning: Meta-analytic review and synthesis. *Psychological Bulletin*, 144(7), 710-756.
- Panadero, E. (2017). A review of self-regulated learning: Six models and four directions for research. *Frontiers in Psychology*, 8(422).
- Panadero, E., Klug, J., & Järvelä, S. (2016). Third wave of measurement in the self-regulated learning field: When measurement and intervention come hand in hand. *Scandinavian Journal of Educational Research*, 60(6), 723-735.
- Papinczak, T., Young, L., & Groves, M. (2007). Peer assessment in problem-based learning: A qualitative study. *Advances in Health Sciences Education*, 12, 169-186.
- Pardo, A., Han, F., & Ellis, R. A. (2016). Combining university student self-regulated learning indicators and engagement with online learning events to predict academic performance. *IEEE Transactions on Learning Technologies*, 10(1), 82-92.
- Park, B., Knörzer, L., Plass, J. L., & Brünken, R. (2015). Emotional design and positive emotions in multimedia learning: An eyetracking study on the use of anthropomorphisms. *Computers & Education*, 86, 30-42.
- Park, T. J., Cha, H. J., & Lee, G.Y. (2016). A study on design guidelines of learning analytics to facilitate self-regulated learning in MOOCs. *Educational Technology International*, 17(1), 117–150.
- Peine, A., Kabino, K., & Spreckelsen, C. (2016). Self-directed learning can out-perform direct instruction in the course of a modern German medical curriculum-results of a mixed-methods trial. *BMC Medical Education*, 16, 158-170.
- Pekrun, R. (2006). The control-value theory of achievement emotions: Assumptions, corollaries, and implications for educational research and practice. *Educational Psychology Review*, 18(4), 315-341.

- Pekrun, R., & Linnenbrink-Garcia, L. (2012). Academic emotions and student engagement. In S.L. Christenson, A.L. Reschly, C. Wylie (Eds.) *Handbook of research on student engagement* (pp. 259-282). Springer, Boston, MA.
- Pekrun, R., Goetz, T., Titz, W., & Perry, R. P. (2002). Academic emotions in students' self-regulated learning and achievement: A program of qualitative and quantitative research. *Educational Psychologist, 37*(2), 91-105.
- Pellegrino, J. W. (2014). A learning sciences perspective on the design and use of assessment in education. In *The Cambridge Handbook of the Learning Sciences* (2nd ed.) (pp. 233-252). New York, NY: Cambridge University Press.
- Pennington, K. M., Dong, Y., Coville, H. H., Wang, B., Gajic, O., & Kelm, D. J. (2018). Evaluation of TEAM dynamics before and after remote simulation training utilizing CERTAIN platform. *Medical Education Online, 23*(1), 1.
- Perry, R. P., Stupnisky, R. H., Hall, N. C., Chipperfield, J. G., & Weiner, B. (2010). Bad starts and better finishes: Attributional retraining and initial performance in competitive achievement settings. *Journal of Social and Clinical Psychology, 29*(6), 668-700.
- Picciano, A. G. (2002). Beyond student perceptions: Issues of interactions presence, and performance in an online course. *Journal of Asynchronous Learning Networks, 6*(1), 21-40.
- Pintrich, P. R., Marx, R. W., and Boyle, R. A. (1993a). Beyond cold conceptual change: The role of motivational beliefs and classroom contextual factors in the process of conceptual change. *Review of Educational Research, 63*, 167-199.
- Pintrich, P. R., Smith, D. A. F., Garcia, T., and McKeachie, W. J. (1993). Reliability and predictive validity of the motivated strategies for learning questionnaire (MSLQ). *Educational and Psychological Measurement, 53*, 801-813.
- Plass, J. L., & Kaplan, U. (2016). Emotional design in digital media for learning. In *Emotions, Technology, Design, and Learning* (pp. 131-161). Academic Press.
- Plass, J. L., Heidig, S., Hayward, E. O., Homer, B. D., & Um, E. (2014). Emotional design in multimedia learning: Effects of shape and color on affect and learning. *Learning and Instruction, 29*, 128-140.
- Plotnick, L., Hiltz, S. R., & Privman, R. (2016). Ingroup dynamics and perceived effectiveness of partially distributed teams. *IEEE Transactions on Professional Communication, 59*(3), 203-229.
- Pool, J., Reitsma, G., & van der Berg, D. (2017). Revised community of inquiry framework: Examining learning presence in a blended mode of delivery. *Online Learning, 21*(3), 153-165.
- Punnarumol, T. (2015). Classification of collaborative interactions in web-based learning environment using KNN and local dynamic behavior. *Proceedings of the Multidisciplinary Academic Conference*, 1-9.
- Puntambeker, S., & Hubscher, R. (2005). Tools for scaffolding students in a complex learning environment: What have we gained and what have we missed? *Educational Psychologist, 40*(1), 1-12.
- Pyc, M. A., & Rawson, K. A. (2009). Testing retrieval efforts hypothesis: Does greater difficulty correctly recalling information lead to higher levels of memory? *Journal of Memory and Language, 60*, 437-447.
- Radovan, M., & Makovec, D. (2015). Relations between students' motivation, and perceptions of the learning environment. *C. E. P. S. Journal, 5*(2), 115-138.
- Ramirez-Arellano, A., Bory-Reyes, J., & Hernandez-Simon, L. M. (2019). Emotions, motivation, cognitive-metacognitive strategies, and behavior as predictors of learning performance in blended learning. *Journal of Educational Computing Research, 57*(2), 491-512.
- Redmond, P., & Lock, J. V. (2006). A flexible framework for online collaborative learning. *The Internet and Higher Education, 9*, 267-276.
- Reinwein, J. (2012). Does the modality effect exist? And if so, which modality effect? *Journal of Psycholinguistic Research, 41*(1), 1-32.

- Renkl, A. (2011). Instruction based on examples. In R. E. Mayer & P. A. Alexander (Eds.), *Handbook of Research on Learning and Instruction*. New York: NY: Routledge.
- Renkl, A. (2014). The worked examples principle in multimedia learning. In R. E. Mayer's (Ed.) *Cambridge Handbook of Multimedia Learning (2nd Ed.)* (pp. 391 - 412). New York, NY: Cambridge University Press.
- Richter, J., Scheiter, K., & Eitel, A. (2016). Signaling text-picture relations in multimedia learning: A comprehensive meta-analysis. *Educational Research Review, 17*, 19-36.
- Riehemann, J., & Jucks, R. (2018). "Address me personally!": On the role of language styles in a MOOC. *Journal of Computer Assisted Learning, 34*(6), 713-719. <https://doi-org.ezproxy1.lib.asu.edu/10.1111/jcal.12278>
- Roberts, L. D., Howell, J. A., & Seaman, K. (2017). Give me a customizable dashboard: Personalized learning analytics dashboards in higher education. *Technology, Knowledge and Learning, 22*(3), 317-333.
- Robideau, K. & Vogel, E. (2014). Development strategies for online volunteer training modules: A team approach. *Journal of Extension, 52*(1), 1-6.
- Rockinson-Szapkiw, A. J. (2012). The influence of computer-mediated communication systems on community. *E-Learning and Digital Media, 9*(1), 83-95.
- Rockinson-Szapkiw, A., & Wendt, J. (2015). Technologies that assist in online group work: A comparison of synchronous and asynchronous computer mediated communication technologies on students' learning and community. *Journal of Educational Multimedia and Hypermedia, 24*(3), 263-276.
- Roediger, H. L., III, & Karpicke, J. D. (2006a). Test-enhanced learning: Taking memory tests improves long-term retention. *Psychological Science, 17*, 249-255.
- Roediger, H. L., III, & Karpicke, J. D. (2006b). The power of testing memory: Basic research and implications for educational practice. *Perspectives on Psychological Science, 1*, 181-210.
- Roediger, H. L., III & Marsh, E. J. (2005). The positive and negative consequences of multiple-choice testing. *Journal of Experimental Psychology, 31*(5), 1155-1159.
- Rosenman, E. D., Vrablik, M. C., Broliar, S. M., Chipman, A. K., & Fernandez, R. (2019). Targeted simulation-based leadership training for trauma team leaders. *Western Journal of Emergency Medicine: Integrating Emergency Care with Population Health, 20*(3), 520-526.
- Rourke, L, & Kanuka, H. (2009). Learning in communities of inquiry: A review of the literature. *Journal of Distance Education, 23*(1), 19-48.
- Rovai, A. P. (2002a). Development of an instrument to measure classroom community. *The Internet and Higher Education, 5*(3), 197-211.
- Rovai, A. P. (2002b). Sense of community, perceived cognitive learning, and persistence in asynchronous learning networks. *The Internet and Higher Education, 5*(4), 319-332.
- Ruiz, S., Charleer, S., Urretavizcaya, M., Klerkx, J., Fernández-Castro, I., & Duval, E. (2016). Supporting learning by considering emotions: Tracking and visualization a case study. In *Proceedings of the Sixth International Conference on Learning Analytics & Knowledge* (pp. 254-263). New York: ACM.
- Ruthig, J. C., Perry, R. P., Hall, N. C., & Hladkyj, S. (2004). Optimism and attributional retraining: Longitudinal effects on academic achievement, test anxiety, and voluntary course withdrawal in college students 1. *Journal of Applied Social Psychology, 34*(4), 709-730.
- Ryan, R. M., & Deci, E. L. (2000). Self-determination theory and the facilitation of intrinsic motivation, social development, and well-being. *American psychologist, 55*(1), 68-78.
- Ryan, R. M., & Deci, E. L. (2006). Self-regulation and the problem of human autonomy: Does psychology need choice, self-determination, and will? *Journal of Personality, 74*(6), 1557-1586.
- Ryan-Rojas, J., Douglass, J., & Ryan, M. (2012). Social learning theory and online education: Reciprocal determinism within threaded discussions. In *EDULEARN12 Proceedings, IATED*, 3339-3344.

- Sanz-Martínez, L., Er, E., Martínez-Monés, A., Dimitriadis, Y., & Bote-Lorenzo, M. L. (2019). Creating collaborative groups in a MOOC: A homogeneous engagement grouping approach. *Behaviour & Information Technology*, 38(11), 1107–1121. <https://doi-org.ezproxy1.lib.asu.edu/10.1080/0144929X.2019.1571109>
- Sawyer, R. K. (Ed.). (2005). *The Cambridge Handbook of the Learning Sciences*. Cambridge University Press.
- Scheiter, K. (2014). The learner control principle in multimedia learning. In R. E. Mayer's (Ed.) *Cambridge Handbook of Multimedia Learning (2nd Ed.)* (pp. 487 - 512). New York, NY: Cambridge University Press.
- Schmidt, H. (2010). A review of the evidence: Effects of problem-based learning on students and graduates of Maastricht medical school. In van Berkel, H., Scherpbier, A., Hillen, H., & van der Bleuten, C. (Eds.), *Lessons from Problem-based Learning*. Oxford, England: Oxford Scholarship Online.
- Schmidt, H. G. (2000). Assumptions underlying self-directed learning may be false. *Medical Education*, 34(4), 243–245.
- Schmidt, H. G., Loyens, S. M. M., van Gog, T., & Paas, F. (2007). Problem-based learning is compatible with human cognitive architecture: Commentary on Kirschner, Sweller, and Clark (2006). *Educational Psychologist*, 42(2), 91-97.
- Schmidt, H. G., van der Molan, T., Wilco, W. W. R., & Wijnen, W. H. F. W. (2009). Constructivist, problem-based learning does work: A meta-analysis of curricular comparisons involving a single medical school. *Educational Psychologist*, 44(4), 227-249.
- Schmutz, J. B., Kolbe, M., & Eppich, W. J. (2018). Twelve tips for integrating team reflexivity into your simulation-based team training. *Medical Teacher*, 40(7), 721–727.
- Schneider, S., Beege, M., Nebel, S., & Rey, G. D. (2018). A meta-analysis of how signaling affects learning with media. *Educational Research Review*, 23, 1-24.
- Schneider, S., Nebel, S., & Rey, G. D. (2016). Decorative pictures and emotional design in multimedia learning. *Learning and Instruction*, 44, 65-73.
- Schroeder, N. L. & Cenkci, A. T. (in press). Do measures of cognitive load explain the spatial split-attention principle in multimedia learning environments? A systematic review. *Journal of Educational Psychology*. <http://dx.doi.org/10.1037/edu0000372>
- Schroeder, N. L., & Cenkci, A. T. (2018). Spatial contiguity and spatial split-attention effects in multimedia learning environments: A meta-analysis. *Educational Psychology Review*, 30, 679-701.
- Schroeder, N. L., Adesope, O. O., & Gilbert, R. B. (2013). How effective are pedagogical agents for learning? A meta-analytic review. *Journal of Educational Computing Research*. 49(1), 1-39.
- Schroeder, N. L., Chin, J., & Craig, S. D. (in press). Learner control aids learning from instructional videos with a virtual human. *Technology, Knowledge, and Learning*. DOI: <https://doi.org/10.1007/s10758-019-09417-6>
- Schumacher, C., & Ifenthaler, D. (2018). The importance of students' motivational dispositions for designing learning analytics. *Journal of Computing in Higher Education*, 30(3), 599-619.
- Schwendimann, B. A., Rodriguez-Triana, M. J., Vozniuk, A., Prieto, L. P., Boroujeni, M. S., Holzer, A., & Dillenbourg, P. (2017). Perceiving learning at a glance: A systematic literature review of learning dashboard research. *IEEE Transactions on Learning Technologies*, 10(1), 30-41.
- Seckman, C. (2018). Impact of interactive video communication versus text-based feedback on teaching, social, and cognitive presence in online learning communities. *Nurse Educator*, 43(1), 18-22.
- Sedrakyan, G., Leony, D., Muñoz-Merino, P. J., Kloos, C. D., & Verbert, K. (2017). Evaluating student-facing learning dashboards of affective states. In *European Conference on Technology Enhanced Learning* (pp. 224-237). Cham: Springer.

- Seiver, J. G., & Troja, A. (2014). Satisfaction and success in online learning as a function of the needs for affiliation, autonomy, and mastery. *Distance Education, 35*(1), 90-105.
- Seldow, A. L. (2010). *On-demand grades: The effect of online grade book access on student mastery and performance goal orientations, grade orientation, academic self-efficacy, and grades*. Harvard University.
- Shahrtash, F. (2017). Multidimensional thinking in a community of inquiry (coi) vs. critical thinking (ct). *Budhi: A Journal of Ideas and Culture, 21*(3), 14-43.
- Shea, P., & Bidjerano, T. (2009a). Community of inquiry as a theoretical framework to foster "epistemic engagement" and "cognitive presence" in online education. *Computers and Education, 52*(3), 543-553.
- Shea, P., & Bidjerano, T. (2009b). Cognitive presence and online learner engagement: A cluster analysis of the community of inquiry framework. *Journal of Computing in Higher Education 21*(3):199-217.
- Shea, P., & Bidjerano, T. (2010). Learning presence: Towards a theory of self-efficacy, self-regulation, and the development of a community of inquiry in online and blended learning environments. *Computers & Education, 55*, 1721-1731.
- Shea, P., & Bidjerano, T. (2010). Learning presence: Towards a theory of self-efficacy, self-regulation, and the development of a communities of inquiry in online and blended learning environments. *Computers & Education, 55*, 1721-1731.
- Shea, P., & Bidjerano, T. (2011). Understanding distinctions in learning in hybrid, and online environments: an empirical investigation of the community of inquiry framework. *Interactive Learning Environments, 1*-16.
- Shea, P., & Bidjerano, T. (2012). Learning presence as a moderator in the community of inquiry model. *Computers & Education, 59*, 316-326.
- Shea, P., Hayes, S., Uzuner-Smith, S., Gozza-Cohen, M., Vickers, J., & Bidjerano, T. (2014). Reconceptualizing the community of inquiry framework: An exploratory analysis. *Internet and Higher Education, 23*, 9-17.
- Siemens, G., & Baker, R. S. (2012). Learning analytics and educational data mining. *Proceedings of the 2nd International Conference on Learning Analytics and Knowledge - LAK 12*. doi:10.1145/2330601.2330661
- Silva, J. C. S., Zambom, E., Rodrigues, R. L., Ramos, J. L. C., & de Souza, F da F. (2018). Effects of learning analytics on students' self-regulated learning in flipped classroom. *International Journal of Information and Communication Education, 14*(3), 91-107.
- Smith, B., Hernandez, M., & Gordon, J. (2019). *Competency-Based Learning in 2018*. Washington, D. C.: Government Publishing Office.
- Smyrnova-Trybulska, E. (2019). E-Learning - evolution, trends, methods, examples, experience. *International Conference on E-Learning, 155*–162. Retrieved from [https://search-ebscohost-com.ezproxy1.lib.asu.edu/login.aspx?direct=true&db=aph&AN=138452514&site=ehost-live](https://search.ebscohost.com.ezproxy1.lib.asu.edu/login.aspx?direct=true&db=aph&AN=138452514&site=ehost-live)
- Sonesson, L., Boffard, K., Lundberg, L., Rydmark, M., & Karlgren, K. (2018). The potential of blended learning in education and training for advanced civilian and military trauma care. *Injury, 49*(1), 93-96.
- Spinath, B., & Steinmayr, R. (2012). The roles of competence beliefs and goal orientations for change in intrinsic motivation. *Journal of Educational Psychology, 104*(4), 1135-1148. doi:10.1037/a0028115
- Spoelstra, H., van Rosmalen, P., Houtmans, T., & Sloep, P. (2015). Team formation instruments to enhance learner interactions in open learning environments. *Computers in Human Behavior, 45*, 11–20. <https://doi-org.ezproxy1.lib.asu.edu/10.1016/j.chb.2014.11.038>
- Stafford, M. (2019). Competency-based learning. In J. J. Walcutt & S. Schatz (Eds.), *Modernizing learning: Building the Future Learning Ecosystem*. Washington, D. C.: Government Publishing Office.

- Stahl, G., Koschmann, T., & Daniel, D. (2005). Computer-Supported Collaborative Learning. In *The Cambridge Handbook of the Learning Sciences* (2nd ed.). (pp. 479-500). New York, NY: Cambridge University Press.
- Stajkovic, A. D., & Luthans, F. (1998). Social cognitive theory and self-efficacy: Going beyond traditional motivational and behavioral approaches. *Organizational Dynamics*, 26(4), 62–74.
- Stanojević, V., & Stanojević, Č. (2016). Emergency response teams training in public health crisis - the seriousness of serious games. *Medicinski Pregled / Medical Review*, 69(7/8), 255–259.
- Stark, L., Brünken, R., & Park, B. (2018). Emotional text design in multimedia learning: A mixed-methods study using eye tracking. *Computers & Education*, 120, 185-196.
- Stenbom, S. (2018). A systematic review of the Community of Inquiry survey. *The Internet and Higher Education*, 39, 22-32.
- Stevens, R. (2000). Divisions of labor in school and in the workplace: Comparing computer and paper-supported activities across settings. *Journal of the Learning Sciences*, 9(4), 373–401.
- Sturgis, C., & Casey, K. (2018). *Quality Principles for Competency-Based Education*. Vienna, VA: iNacol.
- Su, Y., Zheng, C., Liang, J-C., & Tsai, C.C. (2018). Examining the relationship between English language learners' online self-regulation and their self-efficacy. *Australasian Journal of Educational Technology*, 34(3), 105-121.
- Suero Montero, C., & Suhonen, J. (2014). Emotion analysis meets learning analytics: Online learner profiling beyond numerical data. In *Proceedings of the 14th Koli Calling International Conference on Computing Education Research*. New York, NY: ACM.
- Sullins, J., Craig, S. D., & Graesser, A. C. (2009). Tough love: The influence of an agent's negative affect on students' learning. In V. Dimitrova, R. Mizoguchi, B. du Boulay, & A. C. Graesser (Eds.), *Artificial Intelligence in Education, Building Learning Systems That Care: From Knowledge Representation to Affective Modeling* (pp. 677–679). Washington, DC: IOS Press.
- Sullins, J., Craig, S. D., & Graesser, A. C. (2010). The influence of modality on deep reasoning questions. *International Journal of Learning Technology*, 5(4), 378-387.
- Sundqvist, M. L., Mantyla, T., & Jonsson, F. U. (2017). Assessing boundary conditions of the testing effect: On the relative efficacy of covert vs. overt retrieval. *Frontiers in Psychology*, 21, 1-15.
- Swan, K. P., Richardson, J. C., Ice, P., Garrison, R. D., Cleveland-Innes, M., & Arbaugh, B. J. (2008). Validating a measurement tool of presence in online communities of inquiry. *E-mentor*, 2(24), 1-12.
- Swan, K., & Shih, L. (2005). On the nature and development of social presence in online course discussions. *Journal of Asynchronous Learning Networks*, 9(3), 115-136.
- Sweller, J. (1988). Cognitive load during problem solving: Effects on learning. *Cognitive Science*, 12(2), 257-285.
- Sweller, J. (1989). Cognitive technology: Some procedures for facilitating learning and problem solving in mathematics and science. *Journal of Educational Psychology*, 81(4), 457-466.
- Sweller, J. (2010). Element interactivity and intrinsic, extraneous, and germane cognitive load. *Educational Psychology Review*, 22(2), 123-138.
- Sweller, J., & Chandler, P. (1994). Why some material is difficult to learn. *Cognition and Instruction*, 12(3), 185-233.
- Sweller, J., Ayres, P., & Kalyuga, S. (2011). *Cognitive Load Theory*. New York: Springer.
- Sweller, J., Kirschner, P. A., & Clark, R. E. (2007). Why minimally guided teaching techniques do not work: A reply to commentaries. *Educational Psychologist*, 42(2), 115-121.
- Sweller, J., Van Merriënboer, J. J., & Paas, F. G. (1998). Cognitive architecture and instructional design. *Educational Psychology Review*, 10(3), 251-296.

- Szpuner, K. K., Khan, N. Y., & Schacter, D. L. (2013). Interpolated memory tests reduce mind wandering and improve learning of online lectures. *Proceedings of the National Academy of Sciences of the United States of America*, *110*(16), 6313-6317.
- Tambouris, E., Zotou, M., & Tarabanis, K. (2014). Towards designing cognitively-enriched project-oriented courses within a blended problem-based learning context. *Education and Information Technologies*, *19*(1), 61-86.
- Tempelaar, D. T., Niculescu, A., Rientes, B., Gijsselaers, W. H., & Giesbers, B. (2012). How achievement emotions impact students' decisions for online learning, and what precedes those emotions. *Internet and Higher Education*, *15*, 161-169.
- Tempelaar, D. T., Rientes, B., & Nguyen, Q. (2017). Towards actionable learning analytics using dispositions. *IEEE Transactions on Learning Technologies*, *10*(1), 6-16.
- Tempelaar, D. T., Rientes, B., Mittelmeier, J., & Nguyen, Q. (2018). Student profiling in a dispositional learning analytics application using formative assessment. *Computers in Human Behavior*, *78*, 408-420.
- Theilen, U., Fraser, L., Jones, P., Leonard, P., & Simpson, D. (2017). Regular in-situ simulation training of paediatric Medical Emergency Team leads to sustained improvements in hospital response to deteriorating patients, improved outcomes in intensive care and financial savings. *Resuscitation*, 61-67.
- Thomas, R. C., Weywadt, C. R., Anderson, J. L., Martinez-Papponi, B., & McDaniel, M. A. (2018). Testing encourages transfer between factual and application questions in an online learning environment. *Journal of Applied Research in Memory and Cognition*, *7*, 252-260.
- Thompson, T. L., & MacDonald, C. J. (2005). Community building, emergent design and expecting the unexpected: Creating a quality eLearning experience. *The Internet and Higher Education*, *8*(3), 233-249.
- Timmers, C. F., Walraven, A., & Veldkamp, B. P. (2015). The effect of regulation feedback in a computer-based formative assessment on information problem-solving. *Computers & Education*, *87*, 1-9.
- Tolu, A. T. (2013). Creating effective communities of inquiry in online courses. *Procedia-Social and Behavioral Sciences*, *70*, 1049-1055.
- Toppino, T. C., & Brochin, H. A. (1989). Learning from tests: The case of true-false examinations. *Journal of Educational Research*, *83*, 119-124.
- Tu, C.-H. (2000). Online learning migration: From social learning theory to social presence theory in a CMC environment. *Journal of Network and Computer Applications*, *23*, 27-37.
- Tuckman, B. W., & Jensen, M. C. (1977). Stages of small-group development revisited. *Group and Organization Studies*, *2*, 419-427.
- Turner, K. (2019). One-to-one learning and Self-Determination Theory. *International Journal of Instruction*, *12*(2), 1-16.
- Twyford, J. & Craig, S. D. (2017). Modeling goal setting within a multimedia environment on complex physics content. *Journal of Educational Computing Research*, *55*(3), 374-394.
- Um, E., Plass, J. L., Hayward, E. O., & Homer, B. D. (2012). Emotional design in multimedia learning. *Journal of Educational Psychology*, *104*(2), 485.
- Umoren, R. A., Poore, J. A., Sweigart, L., Rybas, N., Gossett, E., Johnson, M., . . . , & Das, R. (2017). TeamSTEPPS virtual teams: Interactive virtual team training and practice for health professional learners. *Creative Nursing*, *23*(3), 184-191.
- Van De Ven, J., Fransen, A. F., Schuit, E., Van Runnard Heimel, P. J., Mol, B. W., & Oei, S. G. (2017). Does the effect of one-day simulation team training in obstetric emergencies decline within one year? A post-hoc analysis of a multicentre cluster randomised controlled trial. *European Journal of Obstetrics & Gynecology & Reproductive Biology*, *216*, 79-84.
- van der Merwe, M. (2014). Community of inquiry framework: Employing instructor-driven measures in search of a relationship among presences and student learning outcomes. *International Journal of Learning Technology*, *9*(3), 304-320.

- van Gog, T., & Sweller, J. (2015). Not new, but nearly forgotten: The testing effect decreases or even disappears as the complexity of learning materials increases. *Educational Psychology Review, 27*, 247-264.
- van Gog, T., Kester, L., Dirkx, K., Hoogerheide, V., Boerboom, J., & Verkoijen, P. P. J. L. (2015). Testing after worked example study does not enhance delayed problem-solving performance compared to restudy. *Educational Psychology Review, 27*, 265-289.
- Van Laer, S., & Elen, J. (2017). In search of attributes that support self-regulation in blended learning environments. *Education and Information Technologies Journal, 22*, 1395-1454.
- VanLehn, K. (2011). The relative effectiveness of human tutoring, intelligent tutoring systems, and other tutoring systems. *Educational Psychologist, 46*, 197-221.
- Vansteenkiste, M., Lens, W., & Deci, E. L. (2006). Intrinsic versus extrinsic goal contents in self-determination theory: Another look at the quality of academic motivation. *Educational Psychologist, 41*(1), 19-31.
- Varthis, S., & Anderson, O. R. (2016). Students' perceptions of a blended learning experience in dental education. *European Journal of Dental Education, 22*, e35-e41.
- Vaughan, N., & Garrison, D. R. (2005). Creating cognitive presence in a blended faculty development community. *Internet and Higher Education, 8*, 1-12.
- Vaughan, N., & Garrison, D. R. (2006). How blended learning can support a faculty development community of inquiry. *Journal of Asynchronous Learning Networks, 10*(4), 139-152.
- Verstegen, D. M. L., Dailey-Hebert, A., Fonteijn, H. T. H., Clarebout, G., & Spruijt, A. (2018). How do virtual teams collaborate in online learning tasks in a MOOC? *International Review of Research in Open & Distance Learning, 19*(4), 39-55. Retrieved from <https://search-ebscohost-com.ezproxy1.lib.asu.edu/login.aspx?direct=true&db=eft&AN=132274004&site=ehost-live>
- Walck-Shannon, E. M., Cahill, M. J., McDaniel, M. A., & Frey, R. F. (2019). Participation in voluntary re-quizzing is predictive of increased performance on cumulative assessments in introductory biology. *CBE—Life Sciences Education, 18*(2), ar15.
- Walker, M. (2009). An investigation into written comments on assignments: do students find them usable? *Assessment and Evaluation in Higher Education, 34*(1), 67-78.
- Wang, C.H., Shannon, D., & Ross, M. (2013). Students' characteristics, self-regulated learning, technology self-efficacy, and course outcomes in online learning. *Distance Education, 34*(3), 302-323.
- Wang, M., & Kang, M. (2006). Cybergogy for engaged learning: A framework for creating learner engagement through information and communication technology. In D. Hung & M.S. Khine (Eds.), (pp.225-253). *Engaged Learning with Emerging Technologies*. New York, NY: Springer.
- Wang, S.-L., & Wu, P.-Y. (2008). The role of feedback and self-efficacy on web-based learning. The social cognitive perspective. *Computers & Education, 51*, 1589-1598.
- Wang, W., He, L., Guo, L., & Wu, Y. J. (2019). Effects of social-interactive engagement on the dropout ratio in online learning: insights from MOOC. *Behaviour & Information Technology, 38*(6), 621-636. <https://doi-org.ezproxy1.lib.asu.edu/10.1080/0144929X.2018.1549595>
- Weiner, B. (1979). A theory of motivation for some classroom experiences. *Journal of Educational Psychology, 71*(1), 3-25.
- Weiner, B. (1985). An attributional theory of achievement motivation and emotion. *Psychological Review, 92*(4), 548-573. <http://doi.org/10.1037/0033-295X.92.4.548>
- Weiner, B. (2005). Motivation from an attribution perspective and the social psychology of perceived competence. *Handbook of Competence and Motivation, 73-84*.
- Weiner, B. (2007). Examining emotional diversity in the classroom: An attribution theorist considers the moral emotions. In P. A. Schutz & R. Pekrun (Eds.). *Emotion in Education* (pp. 75-88). San Diego, CA: Academic Press.

- Weiner, B. (2010). The development of an attribution-based theory of motivation: A history of ideas. *Educational Psychologist*, 45(1), 28-36.
- Wigfield, A. (1994). Expectancy-value theory of achievement motivation: A developmental perspective. *Educational Psychology Review*, 6(1), 49-78.
<http://doi.org/10.1007/BF02209024>
- Wigfield, A., & Cambria, J. (2010). Students' achievement values, goal orientations, and interest: Definitions, development, and relations to achievement outcomes. *Developmental Review*, 30(1), 1-35. <http://doi.org/10.1016/j.dr.2009.12.001>
- Wigfield, A., & Eccles, J. (2000). Expectancy-value theory of achievement motivation. *Contemporary Educational Psychology*, 25(1), 68-81.
<http://doi.org/10.1006/ceps.1999.1015>
- Winne, P. H. (2018). Theorizing and researching levels of processing in self-regulated learning. *British Journal of Educational Psychology*, 88(1), 9-20.
- Winne, P. H., & Baker, R. S. J. D. (2013). The potentials of educational data mining for researching metacognition, motivation and self-regulated learning. *Journal of Educational Data Mining* 5, 1-8.
- Winne, P. H., & Hadwin, A. F. (1998). Studying as self-regulated learning. In D. J. Hacker, J. Dunlosky & A. C. Graesser (Eds.), *Metacognition in Educational Theory and Practice* (pp. 277-304). Mahwah, NJ: Lawrence Erlbaum.
- Winne, P. H., & Hadwin, A. F. (2013). nStudy: Tracing and supporting self-regulated learning in the internet. In R. Azevedo & V. Aleven (Eds.), *International Handbook of Metacognition and Learning Technologies* (pp. 293-308). New York, NY: Springer.
- Winne, P. H., Hadwin, A. F., and Gress, C. (2010). The learning kit project: Software tools for supporting and researching regulation of collaborative learning. *Computers in Human Behavior*, 26, 787-793.
- Winne, P. H., Nesbit, J. C. & Popowich, F. (2017). nStudy: A system for researching information problem solving. *Technology, Knowledge & Learning*, 22, (3), 369-376.
- Wirth, J., Künsting, J., & Leutner, D. (2009). The impact of goal specificity and goal type on learning outcome and cognitive load. *Computers in Human Behavior*, 25(2), 299-305.
- Wissman, K. T., & Rawson, K. A. (2017). Test-potentiated learning: three independent replications, a disconfirmed hypothesis, and an unexpected boundary condition. *Memory*. Retrieved from <https://www.tandfonline.com/doi/full/10.1080/09658211.2017.1350717>
- Woltering, V., Herler, A., Spitzer, K., & Sprekelsen, C. (2009). Blended learning positively affects students' satisfaction and the role of the tutor in the problem-based learning process: Results of a mixed method evaluation. *Advances in Health Sciences Education*, 14, 725-738.
- Wong, R. Y. (2019). The future of competency-based learning and workplace-based assessment in medical and health education. *UBCMJ*, 10(2), 10-12.
- Wood, D., Bruner, J., & Ross, G. (1976). The role of tutoring in problem solving. *Journal of Child Psychology and Psychiatry*, 17, 89-100.
- Xie, K., Lu, L., Sheng-Lun, C., & Izmirlı, S. (2017). The interactions between facilitator identity, conflictual presence, and social presence in peer-moderated online collaborative learning. *Distance Education*, 38(2), 230-244.
- Xing, W., Tang, H., & Pei, B. (2019). Beyond positive and negative emotions: Looking into the role of achievement emotions in discussion forums of MOOCs. *Internet & Higher Education*, 43, N.PAG. <https://doi-org.ezproxy1.lib.asu.edu/10.1016/j.iheduc.2019.100690>
- Yeh, Y-C. (2009). Integrating e-learning into the Direct-instruction Model to enhance the effectiveness of critical-thinking instruction. *Instructional Science*, 37, 185-203.
- Yoo Y., & Alavi, M. (2001). Media and group cohesion: Relative influences on social presence, task participation, and group consensus. *MIS Quarterly*, 25(3), 371-390.

- Zemliansky, P. (2012). Achieving experiential cross-cultural training through a virtual teams project. *IEEE Transactions on Professional Communication*, 55(3), 275–286.
- Zheng, R. Z. (Ed.). (2018). *Cognitive Load Measurement and Application: A Theoretical Framework for Meaningful Research and Practice*. New York, NY: Routledge.
- Zheng, S., Rosson, M. B., Shih, P. C., & Carroll, J. M. (2015). Understanding student motivation, behaviors and perceptions in MOOCs. *Proceedings of the 18th ACM Conference on Computer Supported Cooperative Work & Social Computing - CSCW '15*, e1882-e1895.
- Zimmerman, B. J. (1990). Self-regulated learning and academic achievement: An overview. *Educational Psychologist*, 25(1), 3-17.
- Zimmerman, B. J. (2000). Self-efficacy: An essential motive to learn. *Contemporary Educational Psychology*, 25, 82–91.

Appendix D: Survey Results

Implementation of State-of-the-Art Practices

Overview

The state-of-the-art principles were used to create a survey to target perceived importance and perceived implementation. This survey specifically aimed to determine expert's views on the importance of the best practices and the extent to which these practices were implemented within their organization. It was distributed to a range of organizations spanning the public, private, and academic sectors. Our overall results show an interesting pattern of reported incorporation within organizations lagging perceived importance. However, this difference was only significant within the public sector (which only included military respondents). Our detailed results are provided below with graphs. The tables of means and standard deviations are provided in Appendix D. The full survey can be found in Appendix E.

Results

A 2 (Sector: Military, Civilian) x 2 (Rating: Importance, incorporation) mixed ANOVA was conducted for each paired of the question categories (Technology(e.g., intelligent tutoring system or video), Technology Features (e.g. personalization, feedback), Instructional Methods(e.g., at scale, blended learning, synchronous eLearning), & Supporting Features (e.g., memorization, collaboration)) investigate the differences between the perceived importance and the perceived incorporation by military and civilian respondents. Results divided by category are described below.

Technology

The results for the section reporting on the different technologies used in the eLearning environment yielded a significant interaction effect, $F(1, 14) = 9.67, p = .008; \eta_p^2 = .41$. This resulted from the military respondents' importance ratings being significantly higher than perceived incorporation which was not the case for rating in the civilian population. There was a main effect of incorporation versus importance, $F(1, 14) = 24.75, p = .000; \eta_p^2 = .64$, such that the mean score was significantly higher for importance ($M = 4.70, SD = .32$) than for incorporation ($M = 3.95, SD = .92$).

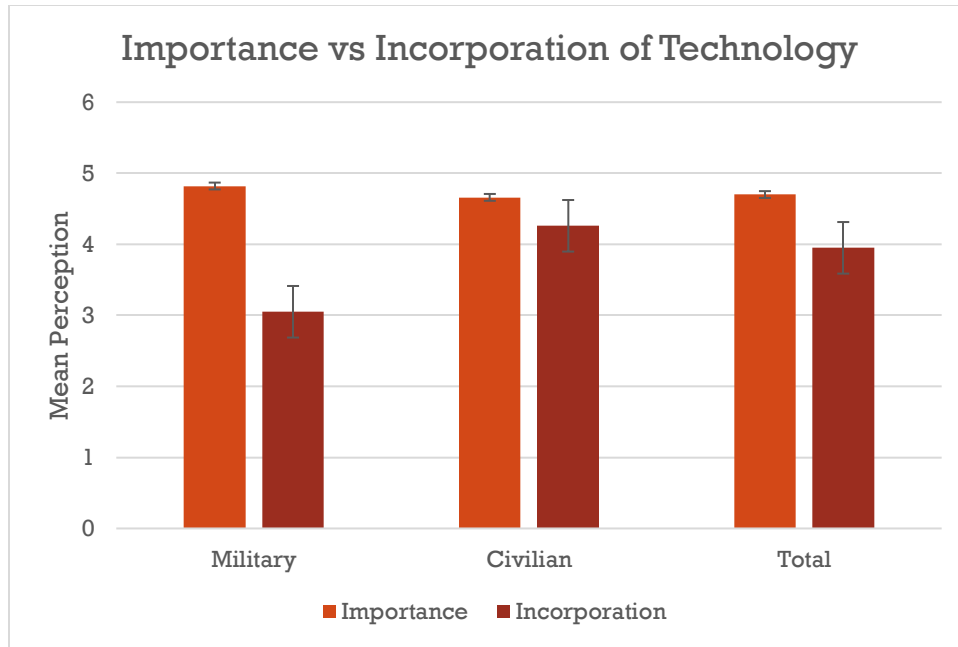


Figure 1. Mean ratings of the importance and incorporation of technology in e-learning environments.

Technology Features

The results for the second section reporting on the different features of technology used for enhancing the eLearning environment yielded a significant interaction effect, $F(1, 14) = 35.69$, $p = .000$; $\eta_p^2 = .72$. This resulted from the military respondents' importance ratings being significantly higher than perceived incorporation which was not the case for rating in the civilian population. There was a main effect of incorporation versus importance, $F(1, 14) = 104.50$, $p = .000$; $\eta_p^2 = .88$, such that the mean score was significantly higher for importance ($M = 5.23$, $SD = .51$) than for incorporation ($M = 3.51$, $SD = 1.17$).

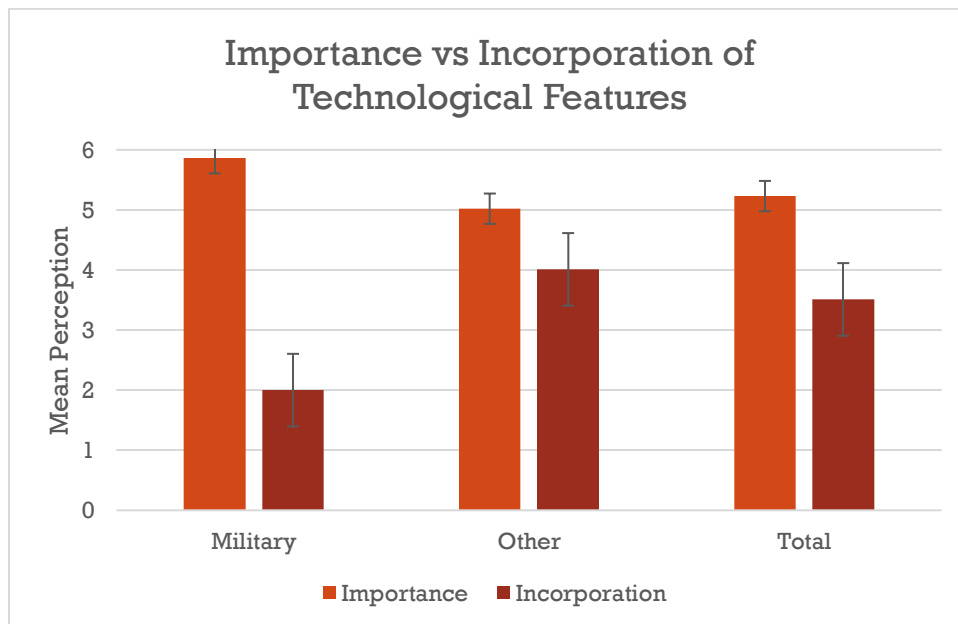


Figure 2. Mean ratings of the importance and incorporation of the features of technology.

Instructional Methods

The results for the third section reporting on the different instructional methods used for successful eLearning did not yield a significant interaction effect, $F(1, 14) = 3.14, p = .098; \eta_p^2 = .18$. There was a main effect of incorporation versus importance, $F(1, 14) = 23.72, p = .000; \eta_p^2 = .63$, such that the mean score was significantly higher for importance ($M = 4.58, SD = .60$) than for incorporation ($M = 3.83, SD = .62$).

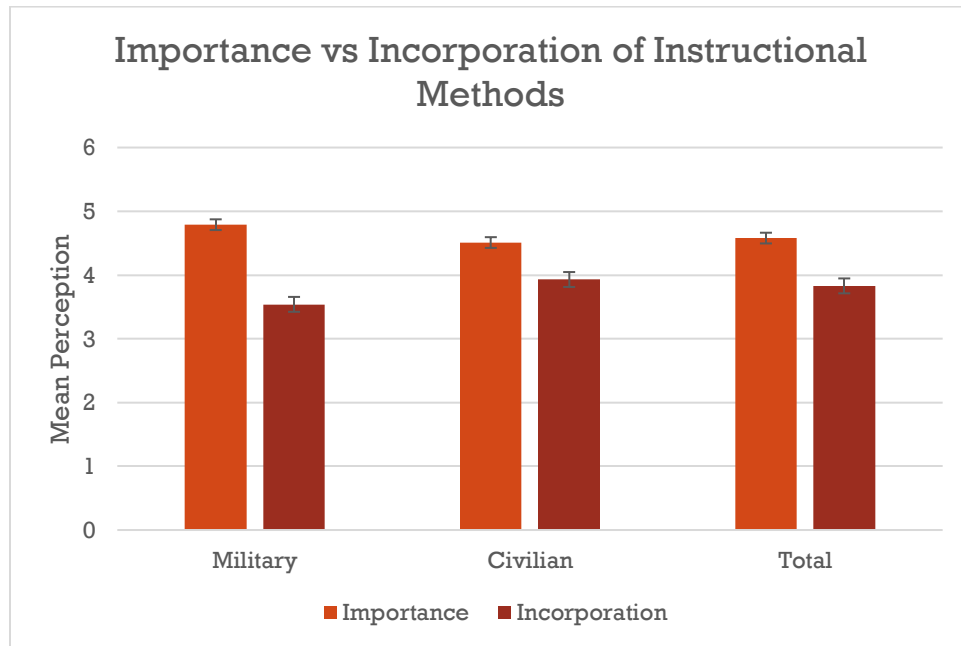


Figure 3. Mean ratings of the importance and incorporation of different instructional methods.

Supporting Features

The results for the fourth section reporting on the different eLearning principles used to support effective eLearning yielded a significant interaction effect, $F(1, 13) = 21.38, p = .000; \eta_p^2 = .62$. This resulted from the military respondents' importance ratings being significantly higher than perceived incorporation which was not the case for rating in the civilian population. There was a main effect of incorporation versus importance, $F(1, 13) = 57.11, p = .000; \eta_p^2 = .82$, such that the mean score was significantly higher for importance ($M = 5.08, SD = .46$) than for incorporation ($M = 3.93, SD = 1.06$).

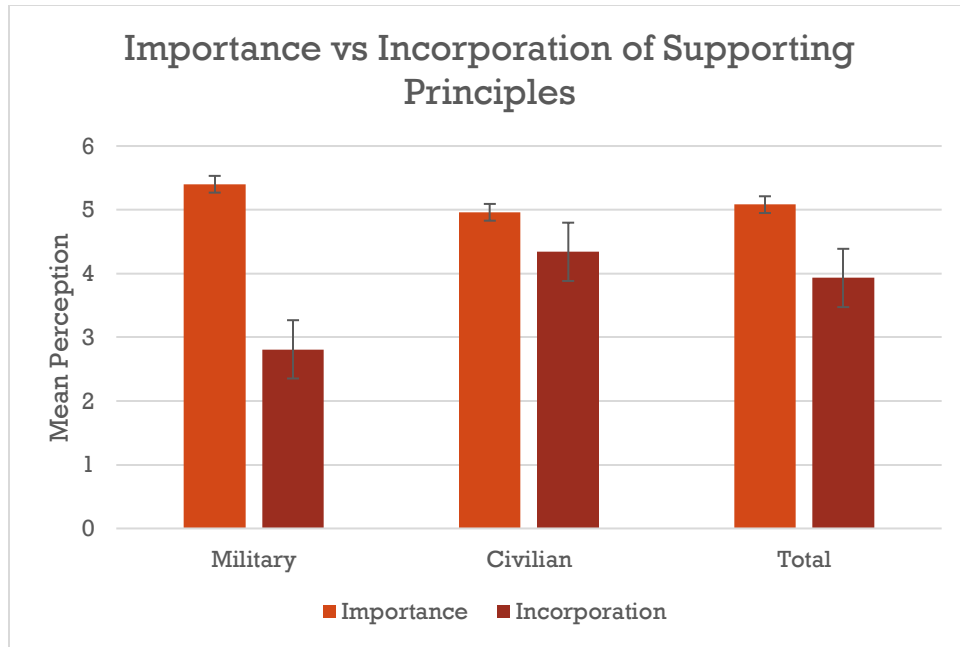


Figure 4. Mean ratings of the importance and incorporation of learning principles to support effective e-learning.

Description of Respondent's Organization

The average means for military versus civilian responses in describing their learning organization are shown in graph E. The means and standard deviations for all questions can be found in Appendix D.

Respondents were asked to describe their learning organization. Overall, ratings for civilian organizations ($M = 4.82, SD = 1.32$) were higher than for military organizations ($M = 3.54, SD = 1.37$)

Both military and civilian organizations' mean scores indicate that the respondents agree with the following statements that describe their learning organization; understands how people learn, values learning, provides opportunities for learning, provides support for learners, fosters trust within the organization, and implements in-person (face to face) instruction.

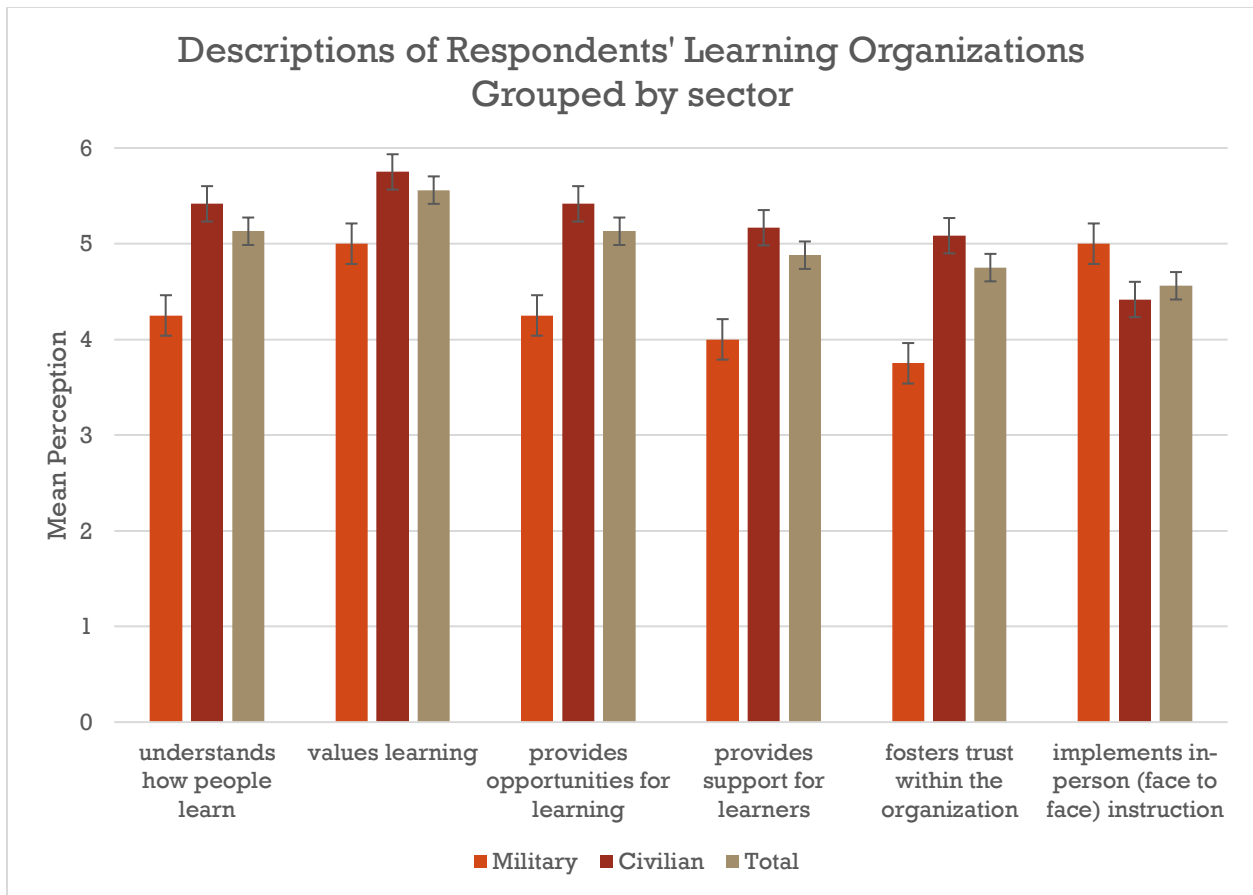


Figure 5. Mean ratings of how respondents described their learning organizations, questions one through six.

The military organizations' mean scores indicate that the respondents disagree, while the civilian organizations' mean scores indicate that the respondents agree with the following statements that describe their learning organization; provides support for instructors, communicates well internally about learning, promotes communication between learners and instructors, uses course data to evaluate classes, collects user data to understand instructors needs, & collects user data to understand student needs.

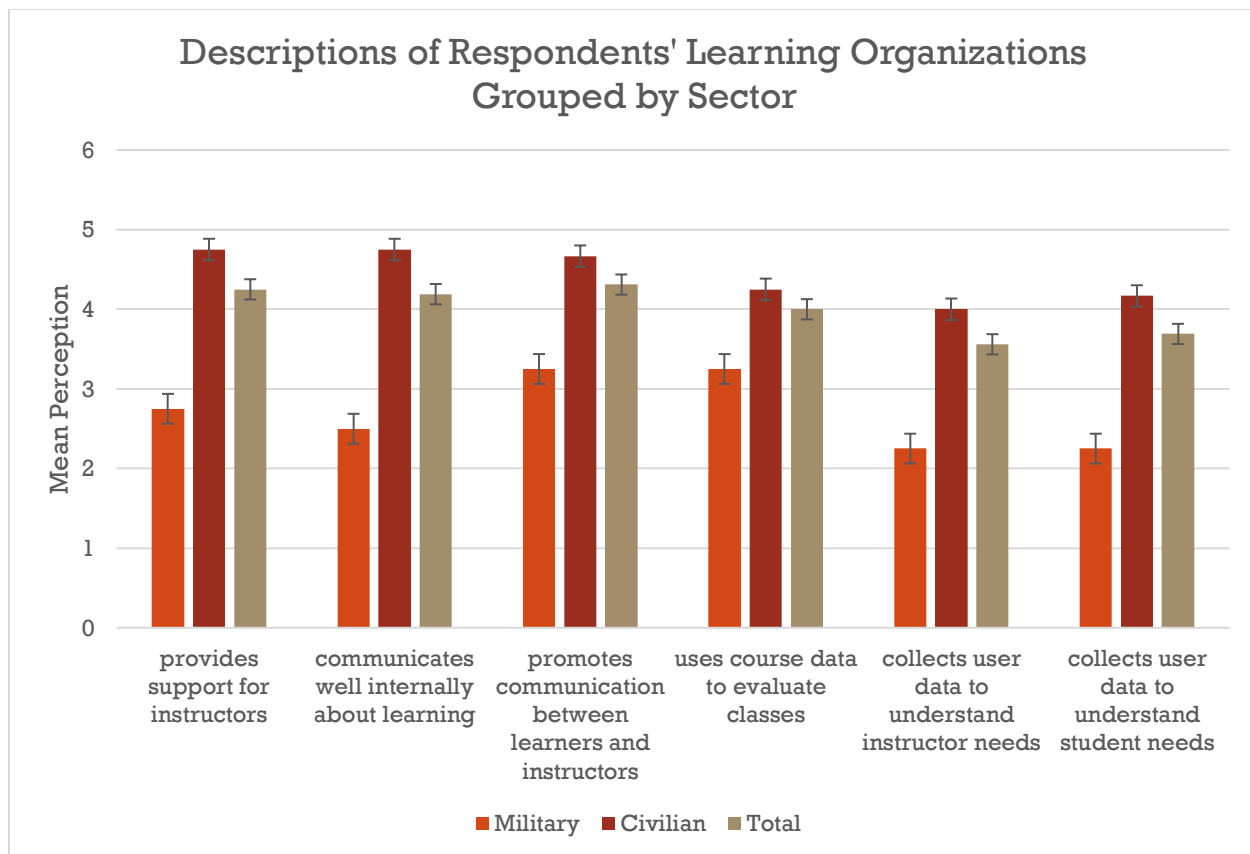


Figure 6. Mean ratings of how respondents described their learning organizations, questions seven through twelve.

Survey Findings Summary

A consistent theme was found in ratings of the perceived importance and incorporation of eLearning features in their organizations. Participants rated the importance of methods and principles for eLearning significantly higher than they rated for the successful incorporation of those same methods and principles in their organization. Furthermore, the significant interaction of three out of the four paired sections suggests that the differences in perceived incorporation versus perceived importance is much greater for military organizations than their civilian counterparts. This suggests that although the experts within military organizations are aware of the best methods and principles for eLearning, the incorporation of these principles lags far behind civilian organizations. **However, because of the high acceptance of the best principles in the public section (military specifically), it may be ready for the transition to advanced distributed learning at scale.**

Principles such as *learning styles* and *brain-based learning* are still prevalent despite the evidence that proves these principles are a fallacy. A strong emphasis on replacing these learning fallacies with the new emerging research-based principles will need to be pursued. This could best be accomplished by focusing more emphasis on understand basic learning principles within the culture of learning organizations which would require top down support.

Survey Tables of Means

Tables 1 through 10 present means and standard deviation of individual survey question.

<i>Table 1. Means and Standard Deviations for participants ratings on: Please read the following statements and think about how well they describe your learning organization. Please rate how much you agree or disagree with each statement.</i>			
	n	M	SD
My organization understands how people learn	16	5.13	0.89
My organization values learning	16	5.56	0.51
My organization provides opportunities for learning	16	5.13	0.81
My organization provides support for learners	16	4.88	1.20
My organization provides support for instructors	16	4.25	1.65
My organization communicates well internally about learning	16	4.19	1.42
My organization promotes communication between learners and instructors	16	4.31	1.35
My organization fosters trust within the organization	16	4.75	1.39
My organization uses course data to evaluate classes	16	4.00	1.41
My organization collects user data to understand instructor needs	16	3.56	1.59
My organization collects user data to understand student needs	16	3.69	1.62
My organization implements in-person (face to face) instruction	16	4.56	1.79

<i>Table 2. Means and Standard Deviations for participants ratings on: Organizations often use several technologies for learning. Please rate how often your learning organization incorporates the following technologies in the learning environment.</i>			
	n	M	SD
telecommunication (e.g., Zoom, Skype, videoconference)	16	4.25	1.34
web-based instruction	16	4.75	1.18
computer-based instruction (e.g., instructional software)	16	4.44	1.21
simulations, virtual reality, or augmented reality	16	3.75	1.13
digital educational games	16	3.88	1.20
mobile apps	16	3.63	1.31
social media platforms (e.g., Facebook, Yellowdig)	16	3.38	1.20
video platforms (e.g., YouTube, Vimeo)	16	4.13	1.36
interactive systems (e.g., intelligent tutoring systems, dynamic etexts, interactive computer-based learning systems)	16	3.25	1.34
synchronous computer-supported collaborative learning (e.g., a chat room)	15	3.53	1.30
asynchronous computer-supported collaborative learning (e.g., a discussion forum)	16	4.44	1.46

Table 3. Means and Standard Deviations for participants ratings on: *In your personal opinion, please rate the importance of the following technologies for successful e-learning.*

	n	M	SD
telecommunication (e.g., Zoom, Skype, videoconference)	15	5.07	0.70
web-based instruction	16	5.19	0.66
computer-based instruction (e.g., instructional software)	16	4.88	0.72
simulations, virtual reality, or augmented reality	16	4.50	0.52
digital educational games	16	4.56	0.73
mobile apps	16	4.63	0.62
social media platforms (e.g., Facebook, Yellowdig)	16	3.81	0.98
video platforms (e.g., YouTube, Vimeo)	16	5.25	0.58
interactive systems (e.g., intelligent tutoring systems, dynamic etexts, interactive computer-based learning systems)	16	4.50	0.63
synchronous computer-supported Collaborative learning (e.g., a chat room)	16	4.50	0.82
asynchronous computer-supported collaborative learning (e.g., a discussion forum)	16	4.88	0.81

Table 4. Means and Standard Deviations for participants ratings on: *Think about the features of the technologies that your organization uses for learning. Across various technologies, please rate how often the following features play a role*

	n	M	SD
adaptivity (e.g., just-in-time feedback and recommendations)	16	3.56	1.15
artificial intelligence (e.g., algorithms to analyze user data)	16	2.13	1.15
tutorials (e.g., prepare learners to use the technology)	16	4.25	1.39
personalized learning (e.g., customization, interactive learning environment, flexible scheduling and pacing, and authentic assessment)	16	3.63	1.75
dashboards (e.g., data visualization of student performance)	16	3.13	1.82
video (recordings or streaming)	16	4.50	1.46
usability evaluations	16	3.38	1.36

Table 5. Means and Standard Deviations for participants ratings on: In your personal opinion, please rate the importance of the following features for enhancing e-learning.

	n	M	SD
adaptivity (e.g., just-in-time feedback and recommendations)	16	5.50	0.52
artificial intelligence (e.g., algorithms to analyze user data)	16	4.56	1.09
tutorials (e.g., prepare learners to use the technology)	16	5.38	0.72
personalized learning (e.g., customization, interactive learning environment, flexible scheduling and pacing, and authentic assessment)	16	5.56	0.63
dashboards (e.g., data visualization of student performance)	16	5.13	0.89
video (recordings or streaming)	16	5.38	0.62
usability evaluations	16	5.13	0.89

Table 6. Means and Standard Deviations for participants ratings on: Organizations often use several instructional methods for learning. Please rate how often your learning organization incorporates the following types of instruction in the learning environment.

	n	M	SD
in-person instruction	16	4.69	1.30
asynchronous online learning	16	5.00	1.03
synchronous online learning	16	3.56	1.21
flipped classrooms	16	3.19	0.83
MOOCs (massive open online courses)	16	2.50	1.32
mobile learning (technology supported out of classroom learning)	16	3.88	1.46
technology-enhanced classrooms	16	4.00	1.55

Table 7. Means and Standard Deviations for participants ratings on: In your personal opinion, please rate the importance of the following types of instruction for successful e-learning.

	n	M	SD
in-person instruction	16	4.31	1.35
asynchronous online learning	16	5.38	0.62
synchronous online learning	16	4.81	1.11
flipped classrooms	16	4.06	0.93
MOOCs (massive open online courses)	16	3.63	1.50
mobile learning (technology supported out of classroom learning)	16	5.19	0.66
technology-enhanced classrooms	16	4.69	0.95

<i>Table 8. Means and Standard Deviations for participants ratings on: To what extent are the following principles used to support effective e-learning in your organization?</i>			
	n	M	SD
memorization	15	4.80	0.78
motivation	15	4.53	0.83
critical thinking	15	4.33	1.11
problem-solving	15	4.60	1.18
feedback	15	4.33	1.18
self-evaluation	15	3.80	1.08
goal setting	15	3.80	1.15
learning styles	15	4.27	1.71
brain-based learning	15	3.93	1.28
personalized learning	15	3.80	1.08
competency-based learning (e.g. demonstrated mastery of skills that make up a domain area)	15	3.60	1.40
social learning	15	3.40	1.24
assessment and testing	15	5.33	1.29
team training	15	3.47	1.41
collaborative learning	15	3.67	1.29
observational learning (e.g., modeling, how to videos)	15	4.40	1.30
establishing trust in the content	15	4.00	1.56
student support services (e.g., advising, counseling, libraries)	15	3.53	1.85

<i>Table 9. Means and Standard Deviations for participants ratings on: In your personal opinion, please rate the importance of the following principles for e-learning?</i>			
	n	M	SD
memorization	15	4.27	1.28
motivation	15	5.60	0.63
critical thinking	15	5.67	0.49
problem-solving	15	5.67	0.49
feedback	15	5.40	0.74
self-evaluation	15	5.07	0.80
goal setting	15	5.27	0.70
learning styles	15	4.73	1.44
brain-based learning	15	5.27	0.70
personalized learning	15	5.27	0.59
competency-based learning (e.g. demonstrated mastery of skills that make up a domain area)	15	5.13	0.99
social learning	15	4.47	1.30
assessment and testing	15	5.00	0.85
team training	15	4.53	1.19
collaborative learning	15	4.93	1.10
observational learning (e.g., modeling, how to videos)	15	5.27	0.70
establishing trust in the content	15	5.33	0.82
student support services (e.g., advising, counseling, libraries)	15	4.60	1.18

Table 10.
Means and Standard Deviations for participants ratings on: Please read the following statements and think about how well they describe your learning organization. Please rate how much you agree or disagree with each statement.

	<i>military</i>			<i>civilian</i>		
	<i>n</i>	<i>M</i>	<i>SD</i>	<i>n</i>	<i>M</i>	<i>SD</i>
My organization understands how people learn	4	4.25	0.50	12	5.42	0.79
My organization values learning	4	5.00	0.00	12	5.75	0.45
My organization provides opportunities for learning	4	4.25	0.50	12	5.42	0.67
My organization provides support for learners	4	4.00	1.41	12	5.17	1.03
My organization provides support for instructors	4	2.75	1.50	12	4.75	1.42
My organization communicates well internally about learning	4	2.50	0.58	12	4.75	1.14
My organization promotes communication between learners and instructors	4	3.25	1.50	12	4.67	1.15
My organization fosters trust within the organization	4	3.75	1.50	12	5.08	1.24
My organization uses course data to evaluate classes	4	3.25	1.50	12	4.25	1.36
My organization collects user data to understand instructor needs	4	2.25	1.26	12	4.00	1.48
My organization collects user data to understand student needs	4	2.25	0.96	12	4.17	1.53
My organization implements in-person (face to face) instruction	4	5.00	0.82	12	4.42	2.02

Appendix E: Survey

The survey below is a print version of the online survey. Formatting of this document is different from what participants received in the live survey. The online survey can be viewed at

https://asu.co1.qualtrics.com/jfe/form/SV_cvTwzDbSSWRsTIP

SoLaR elearning survey

Please answer the survey questions to the best of your knowledge. If you do not feel comfortable answering a question, or do not feel that you know the answer, you may skip any question.

Your answers to these questions will be anonymous unless you choose to share your name and contact information at the end of the survey. If you provide your name and email address, you may be contacted by the research team with additional questions or an invitation to participate in an interview.

What is your **age**?

What is your **gender**?

What is your **race/ethnicity**?

What is the **highest degree** or **level of school** that you have completed?

- Less than a high school diploma
- High school degree or equivalent (e.g., GED)
- Some college, no degree
- Associate degree (e.g., AA, AS)
- Bachelor's degree (e.g., BA, BS)
- Master's degree (e.g., MA, MS, MEd)
- Professional degree (e.g., MD, DDS, DVM)
- Doctorate (e.g., PhD, EdD)

If you have completed a degree, what **field** is your highest degree in?

What is your **current position** within the organization?

- Leadership (e.g., Chief Officer of Learning Organization)
- Instructional Design Center Administration
- Training Supervisor
- Instructional Designer
- Instructor
- Student
- Other: _____

How many years and months have you held your **current position**?

- Years _____
- Months _____

How many years/months have you been in the **organization** (total time)?

- Years _____
- Months _____

How would describe your organization overall?

- Public (e.g., military or government)
- Private (e.g., company or industry)
- Academic (e.g., university, college, or school)

How would you describe your **learning** organization?

- K-12 School District
- Trade School
- College or University
- Postsecondary Accreditation Agency
- Licensing or Credentialing Body
- Corporate Human Resources Program
- Military Manpower, Personnel, Training, or Education System
- Industry Association
- International Organizations or NGO
- Other _____

Please briefly describe your learning organization.

Please read the following statements and think about **how well they describe your learning organization**. Please rate how much you **agree** or **disagree** with each statement.

	Strongly Agree	Agree	Somewhat Agree	Somewhat Disagree	Disagree	Strongly Disagree
My organization understands how people learn	<input type="radio"/>	<input type="radio"/>	<input type="radio"/>	<input type="radio"/>	<input type="radio"/>	<input type="radio"/>
My organization values learning	<input type="radio"/>	<input type="radio"/>	<input type="radio"/>	<input type="radio"/>	<input type="radio"/>	<input type="radio"/>
My organization provides opportunities for learning	<input type="radio"/>	<input type="radio"/>	<input type="radio"/>	<input type="radio"/>	<input type="radio"/>	<input type="radio"/>
My organization provides support for learners	<input type="radio"/>	<input type="radio"/>	<input type="radio"/>	<input type="radio"/>	<input type="radio"/>	<input type="radio"/>
My organization provides support for instructors	<input type="radio"/>	<input type="radio"/>	<input type="radio"/>	<input type="radio"/>	<input type="radio"/>	<input type="radio"/>
My organization uses technology beyond the basic platform	<input type="radio"/>	<input type="radio"/>	<input type="radio"/>	<input type="radio"/>	<input type="radio"/>	<input type="radio"/>
My organization communicates well about learning	<input type="radio"/>	<input type="radio"/>	<input type="radio"/>	<input type="radio"/>	<input type="radio"/>	<input type="radio"/>
My organization promotes communication between learners and instructors	<input type="radio"/>	<input type="radio"/>	<input type="radio"/>	<input type="radio"/>	<input type="radio"/>	<input type="radio"/>
My organization fosters trust within the organization	<input type="radio"/>	<input type="radio"/>	<input type="radio"/>	<input type="radio"/>	<input type="radio"/>	<input type="radio"/>
My organization uses course data to evaluate classes	<input type="radio"/>	<input type="radio"/>	<input type="radio"/>	<input type="radio"/>	<input type="radio"/>	<input type="radio"/>
My organization collects user data to understand instructor needs	<input type="radio"/>	<input type="radio"/>	<input type="radio"/>	<input type="radio"/>	<input type="radio"/>	<input type="radio"/>
My organization collects user data to understand student needs	<input type="radio"/>	<input type="radio"/>	<input type="radio"/>	<input type="radio"/>	<input type="radio"/>	<input type="radio"/>
My organization implements in-person (face to face) instruction	<input type="radio"/>	<input type="radio"/>	<input type="radio"/>	<input type="radio"/>	<input type="radio"/>	<input type="radio"/>


Organizations often use several technologies for learning. Please rate **how often your learning organization incorporates the following technologies** in the learning environment.

	Always Incorporated	Incorporated	Sometimes Incorporated	Seldom Incorporated	Very Rarely Incorporated	Never Incorporated
telecommunication (e.g., Zoom, Skype, videoconference)	<input type="radio"/>	<input type="radio"/>	<input type="radio"/>	<input type="radio"/>	<input type="radio"/>	<input type="radio"/>
web-based instruction	<input type="radio"/>	<input type="radio"/>	<input type="radio"/>	<input type="radio"/>	<input type="radio"/>	<input type="radio"/>
computer-based instruction (e.g., instructional software)	<input type="radio"/>	<input type="radio"/>	<input type="radio"/>	<input type="radio"/>	<input type="radio"/>	<input type="radio"/>
simulations, virtual reality, or augmented reality	<input type="radio"/>	<input type="radio"/>	<input type="radio"/>	<input type="radio"/>	<input type="radio"/>	<input type="radio"/>
digital educational games	<input type="radio"/>	<input type="radio"/>	<input type="radio"/>	<input type="radio"/>	<input type="radio"/>	<input type="radio"/>
mobile apps	<input type="radio"/>	<input type="radio"/>	<input type="radio"/>	<input type="radio"/>	<input type="radio"/>	<input type="radio"/>
social media platforms (e.g., Facebook, Yellowdig)	<input type="radio"/>	<input type="radio"/>	<input type="radio"/>	<input type="radio"/>	<input type="radio"/>	<input type="radio"/>
video platforms (e.g., YouTube, Vimeo)	<input type="radio"/>	<input type="radio"/>	<input type="radio"/>	<input type="radio"/>	<input type="radio"/>	<input type="radio"/>

interactive systems (e.g., intelligent tutoring systems, dynamic etexts, interactive CBL systems)

synchronous computer-supported collaborative learning (e.g., a chat room)

asynchronous computer-supported collaborative learning (e.g., a discussion forum)



In your personal opinion, please rate the **importance of the following technologies** for successful e-learning.

	Extremely Important	Important	Somewhat Important	Somewhat Not Important	Not Important	Extremely Not Important
telecommunication (e.g., Zoom, Skype, videoconference)	<input type="radio"/>	<input type="radio"/>	<input type="radio"/>	<input type="radio"/>	<input type="radio"/>	<input type="radio"/>
web-based instruction	<input type="radio"/>	<input type="radio"/>	<input type="radio"/>	<input type="radio"/>	<input type="radio"/>	<input type="radio"/>
computer-based instruction (e.g., instructional software)	<input type="radio"/>	<input type="radio"/>	<input type="radio"/>	<input type="radio"/>	<input type="radio"/>	<input type="radio"/>
simulations, virtual reality, or augmented reality	<input type="radio"/>	<input type="radio"/>	<input type="radio"/>	<input type="radio"/>	<input type="radio"/>	<input type="radio"/>
digital educational games	<input type="radio"/>	<input type="radio"/>	<input type="radio"/>	<input type="radio"/>	<input type="radio"/>	<input type="radio"/>
mobile apps	<input type="radio"/>	<input type="radio"/>	<input type="radio"/>	<input type="radio"/>	<input type="radio"/>	<input type="radio"/>
social media platforms (e.g., Facebook, Yellowdig)	<input type="radio"/>	<input type="radio"/>	<input type="radio"/>	<input type="radio"/>	<input type="radio"/>	<input type="radio"/>
video platforms (e.g., YouTube, Vimeo)	<input type="radio"/>	<input type="radio"/>	<input type="radio"/>	<input type="radio"/>	<input type="radio"/>	<input type="radio"/>
interactive systems (e.g., intelligent tutoring systems, dynamic etexts, interactive CBL systems)	<input type="radio"/>	<input type="radio"/>	<input type="radio"/>	<input type="radio"/>	<input type="radio"/>	<input type="radio"/>
synchronous computer-supported Collaborative learning (e.g., a chat room)	<input type="radio"/>	<input type="radio"/>	<input type="radio"/>	<input type="radio"/>	<input type="radio"/>	<input type="radio"/>
asynchronous computer-supported collaborative learning (e.g., a discussion forum)	<input type="radio"/>	<input type="radio"/>	<input type="radio"/>	<input type="radio"/>	<input type="radio"/>	<input type="radio"/>

Think about the **features** of the technologies that your organization uses for learning. Across various technologies, please rate **how often** the following features play a role.

	A great deal	A lot	A moderate amount	A little	Rarely	Not at all
adaptivity (e.g., personalized feedback and responding)	<input type="radio"/>	<input type="radio"/>	<input type="radio"/>	<input type="radio"/>	<input type="radio"/>	<input type="radio"/>
artificial intelligence (e.g., algorithms to analyze user data)	<input type="radio"/>	<input type="radio"/>	<input type="radio"/>	<input type="radio"/>	<input type="radio"/>	<input type="radio"/>
tutorials (e.g., prepare learners to use the technology)	<input type="radio"/>	<input type="radio"/>	<input type="radio"/>	<input type="radio"/>	<input type="radio"/>	<input type="radio"/>
personalized learning (e.g., customization, interactive learning environment, flexible scheduling and pacing, and authentic assessment)	<input type="radio"/>	<input type="radio"/>	<input type="radio"/>	<input type="radio"/>	<input type="radio"/>	<input type="radio"/>
dashboards (e.g., data visualization of student performance)	<input type="radio"/>	<input type="radio"/>	<input type="radio"/>	<input type="radio"/>	<input type="radio"/>	<input type="radio"/>
video (recordings or streaming)	<input type="radio"/>	<input type="radio"/>	<input type="radio"/>	<input type="radio"/>	<input type="radio"/>	<input type="radio"/>
usability evaluations	<input type="radio"/>	<input type="radio"/>	<input type="radio"/>	<input type="radio"/>	<input type="radio"/>	<input type="radio"/>

In your personal opinion, please rate the **importance of the following features** for enhancing e-learning.

	Extremely Important	Important	Somewhat Important	Somewhat Not Important	Not Important	Extremely Not Important
adaptivity (e.g., personalized feedback and responding)	<input type="radio"/>	<input type="radio"/>	<input type="radio"/>	<input type="radio"/>	<input type="radio"/>	<input type="radio"/>
artificial intelligence (e.g., algorithms to analyze user data)	<input type="radio"/>	<input type="radio"/>	<input type="radio"/>	<input type="radio"/>	<input type="radio"/>	<input type="radio"/>
tutorials (e.g., prepare learners to use the technology)	<input type="radio"/>	<input type="radio"/>	<input type="radio"/>	<input type="radio"/>	<input type="radio"/>	<input type="radio"/>
personalized learning (e.g., customization, interactive learning environment, flexible scheduling and pacing, and authentic assessment)	<input type="radio"/>	<input type="radio"/>	<input type="radio"/>	<input type="radio"/>	<input type="radio"/>	<input type="radio"/>
dashboards (e.g., data visualization of student performance)	<input type="radio"/>	<input type="radio"/>	<input type="radio"/>	<input type="radio"/>	<input type="radio"/>	<input type="radio"/>
video (recordings or streaming)	<input type="radio"/>	<input type="radio"/>	<input type="radio"/>	<input type="radio"/>	<input type="radio"/>	<input type="radio"/>
usability evaluations	<input type="radio"/>	<input type="radio"/>	<input type="radio"/>	<input type="radio"/>	<input type="radio"/>	<input type="radio"/>

Organizations often use several instructional methods for learning. Please rate **how often your learning organization incorporates the following types of instruction** in the learning environment.

	Very Often	Often	Somewhat Often	Rarely	Very Rarely	Never
in-person instruction	<input type="radio"/>	<input type="radio"/>	<input type="radio"/>	<input type="radio"/>	<input type="radio"/>	<input type="radio"/>
asynchronous online learning	<input type="radio"/>	<input type="radio"/>	<input type="radio"/>	<input type="radio"/>	<input type="radio"/>	<input type="radio"/>
synchronous online learning	<input type="radio"/>	<input type="radio"/>	<input type="radio"/>	<input type="radio"/>	<input type="radio"/>	<input type="radio"/>
flipped classrooms	<input type="radio"/>	<input type="radio"/>	<input type="radio"/>	<input type="radio"/>	<input type="radio"/>	<input type="radio"/>
MOOCs (massive open online courses)	<input type="radio"/>	<input type="radio"/>	<input type="radio"/>	<input type="radio"/>	<input type="radio"/>	<input type="radio"/>
mobile learning (technology supported out of classroom learning)	<input type="radio"/>	<input type="radio"/>	<input type="radio"/>	<input type="radio"/>	<input type="radio"/>	<input type="radio"/>

In your personal opinion, please rate the **importance of the following types of instruction** for successful e-learning.

	Extremely Important	Important	Somewhat Important	Somewhat Not Important	Not Important	Extremely Not Important
in-person instruction	<input type="radio"/>	<input type="radio"/>	<input type="radio"/>	<input type="radio"/>	<input type="radio"/>	<input type="radio"/>
asynchronous online learning	<input type="radio"/>	<input type="radio"/>	<input type="radio"/>	<input type="radio"/>	<input type="radio"/>	<input type="radio"/>
synchronous online learning	<input type="radio"/>	<input type="radio"/>	<input type="radio"/>	<input type="radio"/>	<input type="radio"/>	<input type="radio"/>
flipped classrooms	<input type="radio"/>	<input type="radio"/>	<input type="radio"/>	<input type="radio"/>	<input type="radio"/>	<input type="radio"/>
MOOCs (massive open online courses)	<input type="radio"/>	<input type="radio"/>	<input type="radio"/>	<input type="radio"/>	<input type="radio"/>	<input type="radio"/>
mobile learning (technology supported out of classroom learning)	<input type="radio"/>	<input type="radio"/>	<input type="radio"/>	<input type="radio"/>	<input type="radio"/>	<input type="radio"/>

Please share an example of when an e-learning or instructional technology was used **effectively**. Briefly tell us this **success story**.

Please share an example of when an e-learning or instructional technology was used **ineffectively**. Briefly tell us about this **failure**.

To what extent are the following principles used to support effective e-learning in your organization?

	Always	Very Frequently	Occasionally	Rarely	Very Rarely	Never
memorization	<input type="radio"/>	<input type="radio"/>	<input type="radio"/>	<input type="radio"/>	<input type="radio"/>	<input type="radio"/>
motivation	<input type="radio"/>	<input type="radio"/>	<input type="radio"/>	<input type="radio"/>	<input type="radio"/>	<input type="radio"/>
critical thinking	<input type="radio"/>	<input type="radio"/>	<input type="radio"/>	<input type="radio"/>	<input type="radio"/>	<input type="radio"/>
problem-solving	<input type="radio"/>	<input type="radio"/>	<input type="radio"/>	<input type="radio"/>	<input type="radio"/>	<input type="radio"/>
feedback	<input type="radio"/>	<input type="radio"/>	<input type="radio"/>	<input type="radio"/>	<input type="radio"/>	<input type="radio"/>
self-evaluation	<input type="radio"/>	<input type="radio"/>	<input type="radio"/>	<input type="radio"/>	<input type="radio"/>	<input type="radio"/>
goal setting	<input type="radio"/>	<input type="radio"/>	<input type="radio"/>	<input type="radio"/>	<input type="radio"/>	<input type="radio"/>
learning styles	<input type="radio"/>	<input type="radio"/>	<input type="radio"/>	<input type="radio"/>	<input type="radio"/>	<input type="radio"/>
brain-based learning	<input type="radio"/>	<input type="radio"/>	<input type="radio"/>	<input type="radio"/>	<input type="radio"/>	<input type="radio"/>
personalized learning	<input type="radio"/>	<input type="radio"/>	<input type="radio"/>	<input type="radio"/>	<input type="radio"/>	<input type="radio"/>
competency-based learning (e.g. demonstrated mastery of skills that make up a domain area)	<input type="radio"/>	<input type="radio"/>	<input type="radio"/>	<input type="radio"/>	<input type="radio"/>	<input type="radio"/>
social learning	<input type="radio"/>	<input type="radio"/>	<input type="radio"/>	<input type="radio"/>	<input type="radio"/>	<input type="radio"/>
assessment and testing	<input type="radio"/>	<input type="radio"/>	<input type="radio"/>	<input type="radio"/>	<input type="radio"/>	<input type="radio"/>
team training	<input type="radio"/>	<input type="radio"/>	<input type="radio"/>	<input type="radio"/>	<input type="radio"/>	<input type="radio"/>
collaborative learning	<input type="radio"/>	<input type="radio"/>	<input type="radio"/>	<input type="radio"/>	<input type="radio"/>	<input type="radio"/>

observational learning
(e.g., modeling, how
to videos)

establishing trust in
the content

student support
services (e.g.,
advising, counseling,
libraries)

In your personal opinion, please rate the **importance** of the following principles for e-learning?

	Extremely important	Important	Somewhat Important	Somewhat Not Important	Not Important	Extremely Not Important
memorization	<input type="radio"/>	<input type="radio"/>	<input type="radio"/>	<input type="radio"/>	<input type="radio"/>	<input type="radio"/>
motivation	<input type="radio"/>	<input type="radio"/>	<input type="radio"/>	<input type="radio"/>	<input type="radio"/>	<input type="radio"/>
critical thinking	<input type="radio"/>	<input type="radio"/>	<input type="radio"/>	<input type="radio"/>	<input type="radio"/>	<input type="radio"/>
problem-solving	<input type="radio"/>	<input type="radio"/>	<input type="radio"/>	<input type="radio"/>	<input type="radio"/>	<input type="radio"/>
feedback	<input type="radio"/>	<input type="radio"/>	<input type="radio"/>	<input type="radio"/>	<input type="radio"/>	<input type="radio"/>
self-evaluation	<input type="radio"/>	<input type="radio"/>	<input type="radio"/>	<input type="radio"/>	<input type="radio"/>	<input type="radio"/>
goal setting	<input type="radio"/>	<input type="radio"/>	<input type="radio"/>	<input type="radio"/>	<input type="radio"/>	<input type="radio"/>
learning styles	<input type="radio"/>	<input type="radio"/>	<input type="radio"/>	<input type="radio"/>	<input type="radio"/>	<input type="radio"/>
brain-based learning	<input type="radio"/>	<input type="radio"/>	<input type="radio"/>	<input type="radio"/>	<input type="radio"/>	<input type="radio"/>
personalized learning	<input type="radio"/>	<input type="radio"/>	<input type="radio"/>	<input type="radio"/>	<input type="radio"/>	<input type="radio"/>
competency-based learning	<input type="radio"/>	<input type="radio"/>	<input type="radio"/>	<input type="radio"/>	<input type="radio"/>	<input type="radio"/>
social learning	<input type="radio"/>	<input type="radio"/>	<input type="radio"/>	<input type="radio"/>	<input type="radio"/>	<input type="radio"/>
assessment and testing	<input type="radio"/>	<input type="radio"/>	<input type="radio"/>	<input type="radio"/>	<input type="radio"/>	<input type="radio"/>
team training	<input type="radio"/>	<input type="radio"/>	<input type="radio"/>	<input type="radio"/>	<input type="radio"/>	<input type="radio"/>
collaborative learning	<input type="radio"/>	<input type="radio"/>	<input type="radio"/>	<input type="radio"/>	<input type="radio"/>	<input type="radio"/>

observational learning
(e.g., modeling, how to
videos)

establishing trust in the
content

student support services
(e.g., advising,
counseling, libraries)

What should your organization do to better support e-learning? How should your organization promote effective learning via technology? Please briefly share one or two recommendations.

If you feel comfortable doing so, please share your name and contact information (email address) below. Providing this information is entirely **optional** and is **confidential**. Your information will not be shared publicly or with your organization.

We may contact you with follow-up questions or to conduct a short interview.

Name (4) _____

Email Address (5) _____