



2018 U.S. Coast Guard Service Academy Gender Relations Survey

Overview Review

DATA
DRIVEN
SOLUTIONS
FOR
DECISION
MAKERS



Additional copies of this report may be obtained from:

Defense Technical Information Center

ATTN: DTIC-BRR

8725 John J. Kingman Rd., Suite #0944

Ft. Belvoir, VA 22060-6218

Or from:

<http://www.dtic.mil/dtic/order.html>

Ask for report by DTIC#

2018 U.S. Coast Guard Service Academy Gender Relations Survey

Overview Review

Lisa Davis; Ashlea Klahr, PhD.
Office of People Analytics

Kimberly Hylton, William Klauberg, Mark Petusky
Fors Marsh Group

DATA
DRIVEN
SOLUTIONS
FOR
DECISION
MAKERS



Acknowledgments

The Office of People Analytics (OPA) is indebted to numerous people for their assistance with the *2018 Service Academy Gender Relations Survey (2018 SAGR)*, which was conducted on behalf of the Office of the Under Secretary of Defense for Personnel and Readiness (OUSDP&R). The survey program is conducted under the leadership of Dr. Ashlea Klahr, Director of OPA's Health and Resilience (H&R) Division. H&R research is conducted under the oversight of Ms. Lisa Davis, Deputy Director. The project manager for this effort was Ms. Kimberly Hylton of Fors Marsh Group (FMG).

United States Coast Guard Academy officials contributing to the development and administration of this survey included Ms. Shannon Norenberg. Policy officials contributing to the development of this survey include Dr. Nathan Galbreath (DoD Sexual Assault Prevention and Response Office) and Ms. Shirley Raguindin (DoD Office of Diversity, Equity, and Inclusion).

The lead survey design analysts were Ms. Kimberly Hylton and Ms. Natalie Namrow of FMG. They designed the unique presentation of complex items used in this report. Ms. Margaret Coffey, Team Lead of Survey Operations, is responsible for the creation of survey database and archiving standards. The lead operations analyst on this survey was Mr. William (Xav) Klauberg of FMG.

OPA's Statistical Methods Branch, under the guidance of Mr. David McGrath, Branch Chief, is responsible for all statistical aspects of this survey, including, sampling, weighting, nonresponse bias analysis, imputation, and the implementation of statistical hypothesis testing used in the survey program. Mr. Eric Falk, Team Lead of the Statistical Methods Branch, was responsible for coordinating the sampling and weighting processes and developed the statistical weights based on the respondents for this survey.

A team consisting of Ms. Lisa Davis and Dr. Ashlea Klahr of OPA, Mr. William (Xav) Klauberg, Ms. Natalie Namrow, Mr. Mark Petusky, Ms. Yvette Claros, Dr. Laura Severance of FMG, and Dr. Alisha Creel of Westat, contributed to the writing and analyses provided in this report. A team consisting of Ms. Lisa Davis of OPA and, Ms. Ariel Hill, Ms. Kimberly Hylton, Mr. William (Xav) Klauberg, and Mr. Mark Petusky, of FMG, completed quality control for this report.

Executive Summary

The U.S. Coast Guard Academy (USCGA) seeks to continually expand and improve sexual assault and sexual harassment programs and resources. The *2018 Service Academy Gender Relations Survey (2018 SAGR)* is a key source of information for evaluating these programs and for assessing the gender relations environment within the Academy.

The 2018 SAGR was administered at each of the DoD Service Academies (United States Military Academy at West Point, United States Naval Academy, and the United States Air Force Academy), as well as at the United States Coast Guard Academy (USCGA) and the United States Merchant Marine Academy (USMMA), both part of the Department of Homeland Security. The current report presents findings from USCGA.

Background and Methodology

The *2018 SAGR*, conducted by the Health and Resilience (H&R) Division within the Office of People Analytics (OPA), is the ninth of a series of surveys mandated by Title 10, United States Code, Sections 4361, 6980, and 9361, as amended by Section 532 of the John Warner National Defense Authorization Act (NDAA) for Fiscal Year 2007. The survey results include the estimated prevalence rates of unwanted sexual contact, sexual harassment, and gender discrimination; students' perceptions of Academy culture with respect to sexual assault and sexual harassment; perceptions of program effectiveness in reducing or preventing sexual assault and sexual harassment; and the availability and effectiveness of sexual assault and sexual harassment training.

The USCGA's weighted response weight for the *2018 SAGR* was 77% (87% for women, 72% for men).

Survey Methodology

OPA conducts numerous cross-Service surveys that provide the DoD and Coast Guard with accurate assessments of attitudes and opinions of the entire DoD and Coast Guard community, using standard scientific methods. OPA's survey methodology meets industry standards that are used by government statistical agencies (e.g., Census Bureau and Bureau of Labor Statistics), private survey organizations, and well-known polling organizations. OPA uses survey methodology best practices promoted by the American Association for Public Opinion Research (AAPOR).¹ Appendix B contains frequently asked questions (FAQ) on the scientific methods employed by government and private survey agencies, including OPA. The survey methodology

¹ AAPOR's "Best Practices" state that "virtually all surveys taken seriously by social scientists, policy makers, and the informed media use some form of random or probability sampling, the methods of which are well grounded in statistical theory and the theory of probability" (<http://www.aapor.org/Standards-Ethics/Best-Practices.aspx#best3>). OPA has conducted surveys of the military and the DoD community using these "Best Practices" for over 25 years, tailored as appropriate for the unique design needs of specific surveys, such as the census study employed in the *2018 SAGR*.

used on the *SAGR* surveys has remained consistent across time, which allows for comparisons across survey administrations.

Data were collected at USCGA in March 2018. A team of researchers from OPA administered the paper-and-pen survey in group sessions. The *2018 SAGR* was administered in this manner for maximum assurance of anonymity. Separate sessions were held for female and male students. After checking in, each student was handed a survey, an envelope, a pen, and an Academy-specific information sheet. This sheet included information about the survey and details on where students could obtain help if they became upset or distressed while taking the survey or afterward. Students were briefed on the purpose and details of the survey, the importance of participation, and that completion of the survey itself was voluntary. If students did not wish to take the survey, they could leave the session at the completion of the mandatory briefing. Students returned completed or blank surveys (depending on whether they chose to participate) in sealed envelopes to a bin as they exited the session; this process was monitored by the survey proctors as an added measure for protecting students' anonymity.

The population of interest for the *2018 SAGR* consisted of all students at USCGA in class years 2018 through 2021.² A census of all students was conducted to ensure maximum reliability of results in the sections where the survey questions applied to only a subset of students, such as questions asking details of an unwanted gender-related behavior. Data were weighted, using an industry standard process, to reflect USCGA's population as of March 2018. The weighting produces survey estimates of population totals, proportions, and means (as well as other statistics) that are representative of their respective populations. Unweighted survey data, in contrast, are likely to produce biased estimates of population statistics.

Summary of Unwanted Sexual Contact Trends

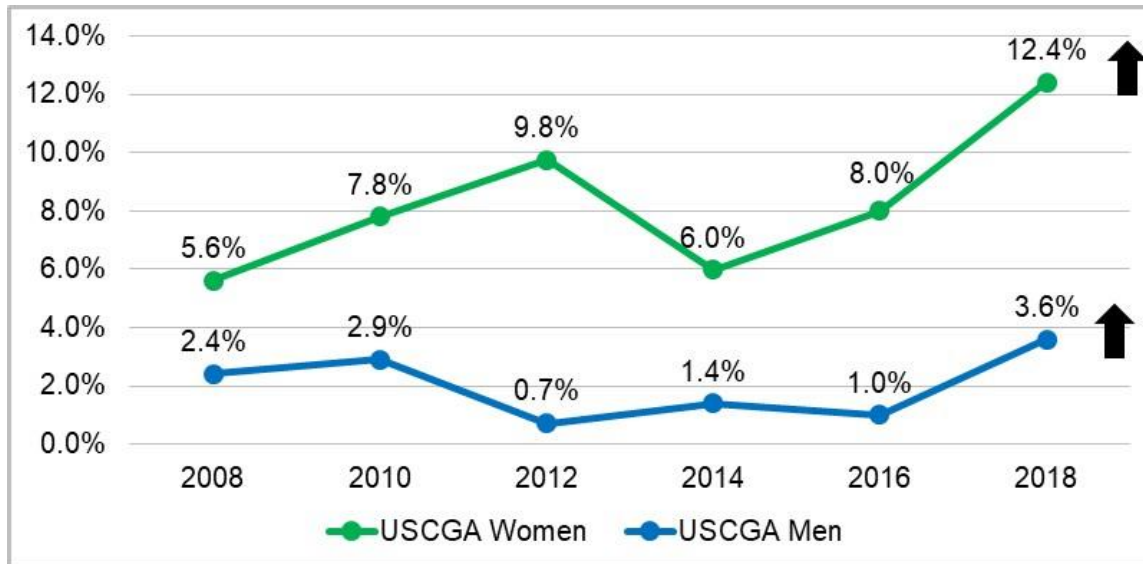
This section provides background for trended estimates regarding unwanted sexual contact at USCGA.

As detailed in Chapter 1 of the report, unwanted sexual contact includes experiencing completed or attempted unwanted sexual intercourse, oral sex, anal sex, or penetration by a finger or object, or unwanted sexual touching. Students were asked about experiences of unwanted sexual contact between June 2017 and the time they took the survey, representing the past academic program year (APY2017–2018).

Figure 1 shows the estimated unwanted sexual contact rate by gender starting in 2008, along with comparisons of the 2018 estimate to the 2016 estimate.

² Two groups of students were excluded: visiting students from other Academies and foreign nationals.

Figure 1.
Estimated Past Year Unwanted Sexual Contact Rate, by Gender



Summary of Topline Findings

This section reviews the topline findings for USCGA, including additional details about unwanted sexual contact experiences, estimates of sexual harassment and gender discrimination, and results related to the climate, culture, and sexual assault and sexual harassment training.

Unwanted Sexual Contact Among Women at USCGA

Overall, nearly one in eight USCGA women (12.4%) experienced unwanted sexual contact since June 2017. This is a statistically significant increase compared to 2016 (4.4 percentage points higher than in 2016). While rates of unwanted sexual contact rose for women across class years, only the rate for sophomore women (17.9%) significantly increased compared to 2016 (5.9 percentage points higher than in 2016).

Specifically, 3.6% of USCGA women experienced completed penetration (with or without sexual touching and/or attempted penetration; 2.9 percentage points higher than in 2016), 6.0% experienced attempted penetration (with or without sexual touching; 2.5 percentage points higher than in 2016), and 2.8% experienced unwanted sexual touching only (statistically unchanged since 2016).

Of USCGA women who experienced unwanted sexual contact, the vast majority (97%) indicated that the alleged offender in the one situation that had the greatest effect on them was male and nearly two-thirds (65%) indicated the alleged offender was a fellow Academy student who was in the same class year (an increase from 50% in 2016). Of USCGA women who experienced unwanted sexual contact, just under half (48%) indicated the alleged offender had been drinking alcohol at the time of the incident (a decrease from 75% in 2016), and less than half (43%) indicated they themselves had been drinking (a decrease from 60% in 2016).

Of USCGA women who experienced unwanted sexual contact, 30% indicated they reported this incident (an increase from 10% in 2016).³

Unwanted Sexual Contact Among Men at USCGA

Overall, around one in 28 USCGA men (3.6%) experienced unwanted sexual contact since June 2017. This is a statistically significant increase compared to 2016 (2.0 percentage points higher than in 2016) and was driven by significant increases among freshmen (5.7%; up from 0.7% in 2016) and sophomore men (3.6%; up from 0.8% in 2016).

Specifically, 0.4% of USCGA men experienced completed penetration (with or without sexual touching and/or attempted penetration), 0.2% experienced attempted penetration (with or without sexual touching), and 2.9% experienced unwanted sexual touching only (2.3 percentage points higher than in 2016).

Of USCGA men who experienced unwanted sexual contact, more than half (58%) identified their offender as female whereas just over one-third identified their offender as male. The majority (85%) of USCGA men indicated that the alleged offender was a fellow Academy student who was in the same class year. Alcohol was not as involved in the situation as it was for women, where only 15% of men indicated the alleged offender had been drinking alcohol, and just over one-fifth (22%) indicated they were drinking alcohol at the time of the incident.

Of USCGA men who experienced an unwanted sexual contact, 8% indicated they reported this incident.

Sexual Harassment and Gender Discrimination Among USCGA Students

Nearly half (45%) of USCGA women (increase from 36% in 2016) and 17% of USCGA men (increase from 11% in 2016) experienced sexual harassment since June 2017. Over one-quarter (28%) of USCGA women (increase from 11% in 2016) and 6% of USCGA men experienced gender discrimination since June 2017 (increase from 4% in 2016).

Alcohol Use Among USCGA Students

New items on the 2018 SAGR assessed alcohol use at the Academies. At USCGA, 8% of women and 24% of men reported they generally drink five or more drinks when drinking. Just over one-fifth (21%) of USCGA women and USCGA men (23%) reported being unable to remember what happened the night before due to drinking at least once during the past year.

USCGA Students' Response to Sexual Assault and Sexual Harassment

For USCGA women who experienced unwanted sexual contact, one-tenth (10%) indicated someone was present who stepped in to help, but over one-quarter (29%) indicated that someone was present who could have stepped in but did not.⁴ For USCGA men who experienced

³ Reporting of unwanted sexual contact on the survey is based on self-report data.

⁴ Note this is based on the respondent's perceptions that someone else could have stepped in but did not and does not take into account whether the bystander was aware of the situation.

unwanted sexual contact, 15% indicated someone was present who stepped in to help, but just over one-third (34%) indicated that someone was present who could have stepped in but did not.

Nearly two-thirds of USCGA women (63%) and under half (43%) of USCGA men observed at least one potentially risky situation in the past 12 months. The most frequently encountered situations included someone drinking too much and needing help and someone crossing the line with sexist comments or jokes. Of those who observed at least one potentially risky situation, the vast majority of women and men intervened in some way. The most common response for women was talking to those who experienced the situation to see if they were okay, while the most common response for men was speaking up to address the situation.

Compared to 2016, women and men were less willing to point out to someone that they thought they “crossed the line” with gender-related comments or jokes, although nearly half of USCGA women (48%; decrease from 64% in 2016) and just over half of men (53%; decrease from 63% in 2016) were willing to a large extent to point out that a line had been crossed. More than half of USCGA women (51%; decrease from 59% in 2016) and USCGA men (59%; decrease from 74% in 2016) indicated they would be willing to seek help from the chain of command to stop other students who continue to engage in sexual harassment to a large extent.

Perceptions of Sexual Assault and Sexual Harassment Training at USCGA

New items on the 2018 SAGR assessed to what extent students’ education since June 2017 had increased their confidence in preventing and addressing sexual assault and sexual harassment. The proportion that answered that their education had increased their confidence to a large extent was 57% of women and 61% of men for recognizing warning signs for sexual assault; 57% of women and 62% of men for intervening to help prevent sexual assault; 77% of women and men for knowing where to get help for someone who was sexually assaulted; 62% of women and 67% of men for understanding the relationship between alcohol consumption and the risk for sexual assault; and 50% of women and 51% of men for recognizing the warning signs for an unhealthy relationship.

Perceptions of Leadership and Peer Behavior at USCGA

The majority of USCGA women (71%; increase from 65% in 2016) and USCGA men (73%) indicated that commissioned officers set good examples with their own behavior and talk to a large extent. In addition, the majority of USCGA women (71%; increase from 66% in 2016) and men (76%) indicated non-commissioned officers set good examples with their own behavior and talk to a large extent.

Just over half of USCGA women (56%; decrease from 59% in 2016) and nearly two-thirds of USCGA men (64%) indicated that cadet leaders enforce Academy rules to a large extent. Half of USCGA women (decrease from 55% in 2016) and nearly two-thirds of USCGA men (64%) indicated other cadets watch out for each other to prevent sexual assault.

Students were asked to what extent a wide range of groups at the Academy made honest and reasonable efforts to stop sexual assault and sexual harassment to a large extent. The most highly rated were as follows: Academy senior leadership (62% of USCGA women [down from 80% in 2016] and 76% of USCGA men [down from 86% in 2016]), commissioned officers (62%

of USCGA women [down from 68% in 2016]) and 76% of USCGA men [down from 80% in 2016]), and non-commissioned officers (62% of USCGA women and 81% of USCGA men). Of note, ratings of cadet leaders were much lower than Academy senior leaders and officers (42% of USCGA women and 56% of USCGA men [down from 64% in 2016]).

Trust in USCGA's Response to Sexual Assault

Of those who had not experienced unwanted sexual contact since June 2017, less than half of USCGA women (41%) and under two-thirds of USCGA men (60%) indicated they would trust the Academy to a large extent to treat them with dignity and respect if they were to experience sexual assault in the future. Cadets had even less positive views about whether the Academy would protect their privacy to a large extent (29% of women, 51% of men). Finally, less than half of USCGA women (45%) and the nearly two-thirds of USCGA men (63%) indicated they would trust the Academy to a large extent to ensure their safety if they were to experience sexual assault in the future.

Table of Contents

	<u>Page</u>
Executive Summary	iii
Background and Methodology.....	iii
Survey Methodology.....	iii
Summary of Unwanted Sexual Contact Trends.....	iv
Summary of Topline Findings	v
Unwanted Sexual Contact Among Women at USCGA.....	v
Unwanted Sexual Contact Among Men at USCGA.....	vi
Sexual Harassment and Gender Discrimination Among USCGA Students.....	vi
Alcohol Use Among USCGA Students	vi
USCGA Students’ Response to Sexual Assault and Sexual Harassment.....	vi
Perceptions of Sexual Assault and Sexual Harassment Training at USCGA.....	vii
Perceptions of Leadership and Peer Behavior at USCGA.....	vii
Trust in USCGA’s Response to Sexual Assault	viii
Chapter 1: Introduction and Methodology	1
Introduction.....	1
Federal Sexual Assault Programs and Policies	1
Coast Guard Sexual Assault Prevention and Response Policy.....	1
Program Oversight.....	1
Defining Sexual Assault	2
Coast Guard Civil Rights, Sexual Harassment, and Gender Discrimination Policies.....	2
Program Oversight.....	2
Defining Sexual Harassment and Gender Discrimination	3
Measurement of Constructs	3
Unwanted Sexual Contact.....	4
Behavioral Definition.....	4
Time Reference.....	5
Sex-Based Military Equal Opportunity (MEO) Violations	5
Behavioral Definition.....	6
Negative Outcomes Associated With Reporting a Sexual Assault.....	7
Construction of Metrics for Negative Outcomes	7
Professional Reprisal	8
Ostracism	9
Other Negative Outcomes.....	10
Survey Methodology	11
Statistical Design	12
Survey Administration.....	13
Statistical Comparisons.....	13
Presentation of Results.....	14
Chapter 2: Unwanted Sexual Contact (USC).....	17
Unwanted Sexual Contact Rates	17
Estimated Past Year Unwanted Sexual Contact Rate.....	18

Table of Contents (Continued)

	<u>Page</u>
Estimated Rates of USC Prior to Entering the Academy, Since Entering the Academy, and in Cadet’s Lifetime	20
Risk of Re-Victimization	21
One Situation of Unwanted Sexual Contact With the Biggest Effect	22
Behaviors in One Situation of Unwanted Sexual Contact	22
Who: Reported Demographics and Characteristics of the Alleged Offender(s)	22
Where: Location and Context	24
USCGA Women	24
USCGA Men	26
Actions Following the USC One Situation	28
Reporting of Unwanted Sexual Contact	29
Reasons for Not Reporting USC	30
Negative Outcomes of Reporting Unwanted Sexual Contact	32
Chapter 3: Sex-Based Military Equal Opportunity (MEO)	35
Estimated Sexual Harassment and Gender Discrimination Rates	35
Sexual Harassment	35
Gender Discrimination	36
Sex-Based Military Equal Opportunity (MEO) Violations	37
MEO Violations and the Continuum of Harm	38
One Situation of Potential MEO Violation With the Biggest Effect	39
Context: Reported Demographics of the Alleged Offender(s) and Context of Sex-Based MEO Violation	39
Discussing/Reporting of Sex-Based MEO Violations	41
Reasons for Not Discussing/Reporting Sex-Based MEO Violations	41
Chapter 4: Academy Culture and Climate	45
Cadet Alcohol Use	45
Bystander Intervention	46
Gender Relations Education	47
Willingness to Stop Sexual Harassment	48
Individuals’ Efforts to Stop Sexual Assault and Sexual Harassment	49
Perceptions of Culture at USCGA	50
Perceptions of USCGA Leadership and Cadets Setting Good Examples to a Large Extent	51
Deterrents to Reporting Sexual Assault	51
Rape Myths and Victim Blaming Occur at the Academy	52
Trust in the Academy	53
References	55

Appendices

A. Survey Instrument	57
B. Frequently Asked Questions (FAQ)	75

Table of Contents (Continued)**Page****List of Tables**

1.	2018 SAGR Counts and Weighted Response Rates	12
2.	Individuals' Efforts to Stop Sexual Assault and Sexual Harassment to a Large Extent	50

List of Figures

1.	Estimated Past Year Unwanted Sexual Contact Rate, by Gender	v
2.	Questions Measuring Unwanted Sexual Contact.....	4
3.	Two-Part Sex-Based MEO Violation Measure.....	7
4.	Construction of Estimated Professional Reprisal Rate	9
5.	Construction of Estimated Ostracism Rate	10
6.	Construction of Estimated Other Negative Outcomes Rate	11
7.	Estimated Past Year Unwanted Sexual Contact Rate for USCGA.....	18
8.	Estimated Past Year Unwanted Sexual Contact Rate by Type for USCGA by Gender and Class Year.....	20
9.	Estimated Rates of USC Prior to Entering the Academy, Since Entering the Academy, and Lifetime for USCGA	21
10.	Risk of USC Re-Victimization for USCGA	21
11.	Behaviors Experienced in USC One Situation for USCGA	22
12.	Reported Demographics of the Alleged Offender(s) in the USC One Situation for USCGA Women	23
13.	Reported Demographics of the Alleged Offender(s) in the USC One Situation for USCGA Men.....	24
14.	Location, Timing, and Alcohol Use Regarding the USC One Situation for USCGA Women	25
15.	Context of the USC One Situation for USCGA Women.....	26
16.	Location, Timing, and Alcohol Use Regarding the USC One Situation for USCGA Men.....	27
17.	Context of the USC One Situation for USCGA Men	28
18.	Actions Following the USC One Situation for USCGA.....	29
19.	Reporting the One Situation for USCGA Women.....	30
20.	Reasons for Not Reporting the USC One Situation for USCGA Women.....	31
21.	Reasons for Not Reporting the USC One Situation for USCGA Men	31
22.	Estimated Rates of Negative Outcomes as a Result of Reporting USC for USCGA Females	33
23.	Estimated Sexual Harassment Rates for USCGA.....	36
24.	Estimated Gender Discrimination Rates for USCGA.....	37
25.	Estimated Sex-Based Military Equal Opportunity (MEO) Violation Rates for USCGA.....	38
26.	Estimated Prevalence Rates of Unwanted Sexual Contact by Experience of Sexual Harassment for USCGA	39

Table of Contents (Continued)

	<u>Page</u>
27. Details of the One Situation of Sex-Based MEO Violations for USCGA Women	40
28. Details of the One Situation of Sex-Based MEO Violations for USCGA Men	40
29. Discussing/Reporting the Sex-Based MEO Violation for USCGA Women	41
30. Reasons for Not Discussing/Reporting the Sex-Based MEO One Situation for USCGA Women	42
31. Reasons for Not Discussing/Reporting the Sex-Based MEO One Situation for USCGA Men.....	43
32. Alcohol Use Among USCGA Cadets	46
33. Bystander Intervention for USCGA Cadets.....	47
34. Gender Relations Education for USCGA Cadets	48
35. Willingness to Stop Sexual Harassment for USCGA Cadets	49
36. Perceptions of USCGA Leadership and Cadets Setting Good Examples to a Large Extent	51
37. Deterrents to Reporting Sexual Assault for USCGA Cadets.....	52
38. Perceptions of Rape Myths and Victim Blaming Occur at USCGA to a Large Extent	53
39. Trust in the Academy for USCGA Cadets.....	54

Chapter 1: Introduction and Methodology

Introduction

The Health and Resilience (H&R) Division of the Office of People Analytics (OPA) has been conducting Congressionally-mandated gender relations surveys of cadets and midshipmen at each of the Military Service Academies (MSAs) since 2005, and the U.S. Coast Guard Academy (USCGA) since 2008. The chief purpose of these surveys have been to measure, analyze, and report estimated prevalence rates of sexual assault and rates of sex-based military equal opportunity (MEO) violations (sexual harassment and gender discrimination). The surveys also serve to assess attitudes and perceptions about personnel programs and policies designed to reduce the occurrence of these unwanted behaviors and improve the climate of gender relations at the Academies. The *2018 Service Academy Gender Relations Survey (2018 SAGR)* was conducted to address these purposes, and is the most recent of the biennial surveys to be administered.

Federal Sexual Assault Programs and Policies

The current assessment cycle at the Academies of biennial and alternating administration of surveys and focus groups is codified by Title 10, United States Code (U.S.C.), Sections 4361, 6980, and 9361, as amended by Section 532 of the John Warner National Defense Authorization Act (NDAA) for Fiscal Year 2007. This requirement applies to the DoD Academies (U.S. Military Academy [USMA], U.S. Naval Academy [USNA], and U.S. Air Force Academy [USAFA]). Though the aforementioned policy does not require USCGA to be assessed, the Academy has requested to participate since 2008.⁵

Coast Guard Sexual Assault Prevention and Response Policy

Program Oversight

The Coast Guard sexual assault prevention program handles both policy and legal processes.⁶ The first sexual assault program started in the investigative service in 2006 and acquired its first dedicated program manager in 2008. Subsequently in 2011, the Coast guard initiated a SAPR Task Force, the scope of which included training and education, policy, and investigations. In 2013, this task force created the Sexual Assault Prevention Council (SAPC), which elevated the program to the level of a cross-directorate, Flag Officer and Senior Executive Service entity. The publication of the Coast Guard's SAPR Policy Manual (COMDTINST M1754.10E) codified the Coast Guard's SAPR definitions and policies. In 2016, the SAPC was broadened further to include other Health Service missions including domestic violence and substance abuse. At that time, the SAPC was renamed the Workforce Wellness and Resiliency Council (WWRC).

⁵ The Coast Guard Authorization Act of 2010 mandates reporting of sexual assaults in the Coast Guard (United States 111th Congress, 2010).

⁶ The Coast Guard Academy follows policy and legal processes set forth by the United States Coast Guard.

Defining Sexual Assault

The Coast Guard’s SAPR Policy Manual (COMDTINST M1754.10E) indicates that sexual assault, harassment, and misconduct are defined by the Uniform Code of Military Justice (UCMJ) Articles 80, 120, 120B, 120C, and 125. These Articles prohibit a range of behaviors including rape (of an adult or child), indecent viewing, recording, or broadcasting, indecent exposure, prostitution, and sodomy.

For the purpose of assessing the prevalence of sexual assault, we used the more precise definition offered by DoD policy: DoDD 6495.01, which defines sexual assault as any “intentional sexual contact characterized by use of force, threats, intimidation, or abuse of authority or when the victim does not or cannot consent” (Department of Defense, 2015a). Under this definition, sexual assault includes rape, aggravated sexual contact, abusive sexual contact, forcible sodomy (forced oral or anal sex), or attempts to commit these acts.

This policy is drawn directly from Article 120, UCMJ, “Rape, Sexual Assault, and Other Sexual Misconduct,” which defines rape as “a situation where any person causes another person of any age to engage in a sexual act by: (1) using unlawful force; (2) causing grievous bodily harm; (3) threatening or placing that other person in fear that any person will be subjected to death, grievous bodily harm, or kidnapping; (4) rendering the person unconscious; or (5) administering a substance, drug, intoxicant, or similar substance that substantially impairs the ability of that person to appraise or control conduct” (Title 10 U.S. Code Section 920, Article 120). Article 120 of the UCMJ defines “consent” as “words or overt acts indicating a freely given agreement to the sexual act at issue by a competent person.” The term is further explained as:

- An expression of lack of consent through words or conduct means there is no consent
- Lack of verbal or physical resistance or submission resulting from the accused’s use of force, threat of force, or placing another person in fear does not constitute consent
- A current or previous dating relationship by itself or the manner of dress of the person involved with the accused in the sexual conduct at issue shall not constitute consent
- A person cannot consent to sexual activity if he or she is “substantially incapable of appraising the nature of the sexual conduct at issue” due to mental impairment or unconsciousness resulting from consumption of alcohol, drugs, a similar substance, or otherwise, as well as when the person is unable to understand the nature of the sexual conduct at issue due to a mental disease or defect
- Similarly, a lack of consent includes situations where a person is “substantially incapable of physically declining participation” or “physically communicating unwillingness” to engage in the sexual conduct at issue

Coast Guard Civil Rights, Sexual Harassment, and Gender Discrimination Policies

Program Oversight

The Civil Rights Directorate (CRD) is responsible for enforcing sexual harassment and gender discrimination related policies. Specifically, the CRD “facilitates the Coast Guard EEO/EO effort, enforces all civil rights laws and statutes, and provides guidance to employees and supervisors. When implemented effectively, the Coast Guard civil rights effort ensures a discrimination free work environment, and as such contributes to service readiness” (United States Coast Guard, 2010).

Defining Sexual Harassment and Gender Discrimination

The Coast Guard Civil Rights Manual (COMDTINST M5350.4C, 2010) defines sexual harassment as “unwelcome sexual advances, requests for sexual favors or physical conduct of a sexual nature” (see pg. 2-C.9 for full definition). There is no single, dedicated definition of ‘gender discrimination’ or ‘discrimination’ in the COMDTINST M5350.4C.

As with sexual assault, we have used the DoD definitions of sexual harassment and gender discrimination for our assessments. The DoD military sexual harassment policy was defined in 1995, and revised in 2015, in DoDD 1350.2 as: “A form of sex discrimination that involves unwelcome sexual advances, requests for sexual favors, and other verbal or physical conduct of a sexual nature when:

- Submission to such conduct is made either explicitly or implicitly a term or condition of a person’s job, pay, or career, or
- Submission to or rejection of such conduct by a person is used as a basis for career or employment decisions affecting that person, or
- Such conduct has the purpose or effect of unreasonably interfering with an individual’s work performance or creates an intimidating, hostile, or offensive working environment.”

Workplace conduct, which for military this may include on or off duty conduct 24 hours a day, to be actionable as ‘abusive work environment’ harassment, need not result in concrete psychological harm to the victim, but rather need only be so severe or pervasive that a reasonable person would perceive, and the victim does perceive, the work environment as hostile or offensive (Department of Defense, 2015b).

Gender discrimination is defined in DoDD 1350.2 as “unlawful discrimination” where there is discrimination based on “sex that is not otherwise authorized by law or regulation” (Department of Defense, 2015b).

Measurement of Constructs

The ability to estimate annual prevalence rates is a distinguishing feature of this survey. Results are included for estimated prevalence rates of unwanted sexual contact and sex-based MEO violations pertaining to sexual harassment and gender discrimination, and retaliatory behaviors. Construction of these rates are described in detail below.

Unwanted Sexual Contact

Behavioral Definition

Unwanted sexual contact refers to a range of behaviors prohibited by the UCMJ, including uninvited and unwelcome completed or attempted sexual intercourse, sodomy (oral or anal sex), penetration by an object, and the unwanted touching of genitalia and other sexually related areas of the body.⁷ In the *2018 SAGR*, unwanted sexual contact is measured using a comprehensive, behavioral list of items (Q48; Figure 2). The resulting prevalence rate provides an estimated proportion of individuals who experienced any of these behaviors, referred to as unwanted sexual contact, in the past academic program year (APY), i.e., since June 2017.⁸

Figure 2.
Questions Measuring Unwanted Sexual Contact



⁷ The UCMJ defines the term sexual contact within the context of describing rape, sexual assault, and other sexual misconduct. For the purposes of this report, “unwanted” is used to clarify the term “sexual contact.”

⁸ The RAND Corporation developed a measure of sexual assault that incorporates UCMJ-prohibited behaviors and consent factors to derive prevalence rates of crimes committed against military members (Morrall, Gore, & Schell, 2014). RAND fielded both the existing unwanted sexual contact measure and the new measure and found that weighted estimated topline rates from each measure were not statistically significantly different. In October 2015, OPA conducted pretests at the three DoD Academies using the RAND’s new sexual assault measure. The pretest included questions after the main survey asking if respondents understood the survey questions, whether they would be comfortable taking the survey, whether they would be comfortable taking the survey in a group setting, whether they would answer honestly, and whether they would have any negative reactions after taking the survey. Pretest results indicated that the measure’s length and graphic language made it inappropriate for administration to students in an in-person group setting. Students who indicated on the pretest that they had experienced sexual assault indicated lower willingness than other students to answer all survey items honestly, particularly during in-person survey administration. For these reasons, and to retain the ability to trend unwanted sexual contact results over time, the existing unwanted sexual contact measure was retained.

As originally developed, the goal of the unwanted sexual contact questions was to act as a proxy for sexual assault while balancing the emotional burden to the respondent. The intention of the unwanted sexual contact item was not to provide a crime victimization rate but to provide information about Service Academy cadets and midshipmen who experienced sex-related behaviors prohibited by the UCMJ that would qualify the individual to receive SAPR support services. This behaviorally-based measure captures specific behaviors experienced and does not assume the respondent has expert knowledge of the UCMJ or its definition of sexual assault. The vast majority of respondents would not know the differences among the UCMJ offenses of “sexual assault,” “aggravated sexual contact,” and “forcible sodomy” described in Articles 120 and 125 of the UCMJ. As such, using behaviorally-based questions allows for more accurate estimation of prevalence rates (Fisher & Cullen, 2000). The *2018 SAGR* specifically asks about behaviors that occurred without the respondent’s consent (either when they did not or could not consent) or against their will, including completed and attempted sexual intercourse, oral sex, anal sex, and penetration by an object or finger, as well as unwanted sexual touching. The latter is specific to unwanted touching of *sexual* regions of the body (i.e., genitalia, breasts, or buttocks) and does not include touching of nonsexual regions of the body or behaviors that are harassing in nature. The terms and definitions of unwanted sexual contact have been consistent throughout all of the *SAGR* surveys since 2006 to provide comparable data points across time.

Time Reference

When surveys ask about experiences within a set timeframe, there is risk that respondents might include experiences that fall outside of that specific timeframe, a bias known as external telescoping. For the *2018 SAGR*, the survey contains an inherent “anchor” via the APY. Students are instructed in a verbal briefing before the survey administration only to consider experiences that have occurred within that APY, beginning June 2017. This timeframe is reiterated on the survey instrument in the unwanted sexual contact question and for the subsequent questions about the “one situation” that had the greatest effect on the respondent. Research and theory on telescoping suggests that timeframes anchored with highly salient events, called landmarks, can be effective in reducing telescoping bias (Gaskell, Wright, & O’Muircheartaigh, 2000). To be maximally effective, landmarks should avoid two potential problems: (1) susceptibility of the landmark itself to telescoping forward in respondents’ memories, and (2) unequivocal salience of the landmark for all respondents (Gaskell et al., 2000). The landmark used in the *2018 SAGR* appears resistant to both potential problems. The beginning of the current APY for Academy students marks a number of important changes for students; such as change in class rank, opening of new opportunities, and expansion of privileges. This moment in time is unlikely to be mentally telescoped forward by respondents; moreover, this landmark should be equally salient for all respondents. Given the repeated timeframe instructions and the strong salient landmark given by the APY, the risk of telescoping for the reference period in the *2018 SAGR* is likely to be very small.

Sex-Based Military Equal Opportunity (MEO) Violations

In 2014, RAND developed new measures of sex-based MEO violations for the *RAND Military Workplace Survey (2014 RMWS)* that were designed to align with criteria for a DoD-based MEO violation. This measure was designed to align with military law and policy that outline criteria for an MEO violation, incorporating behaviors and follow-up criteria to derive rates. The

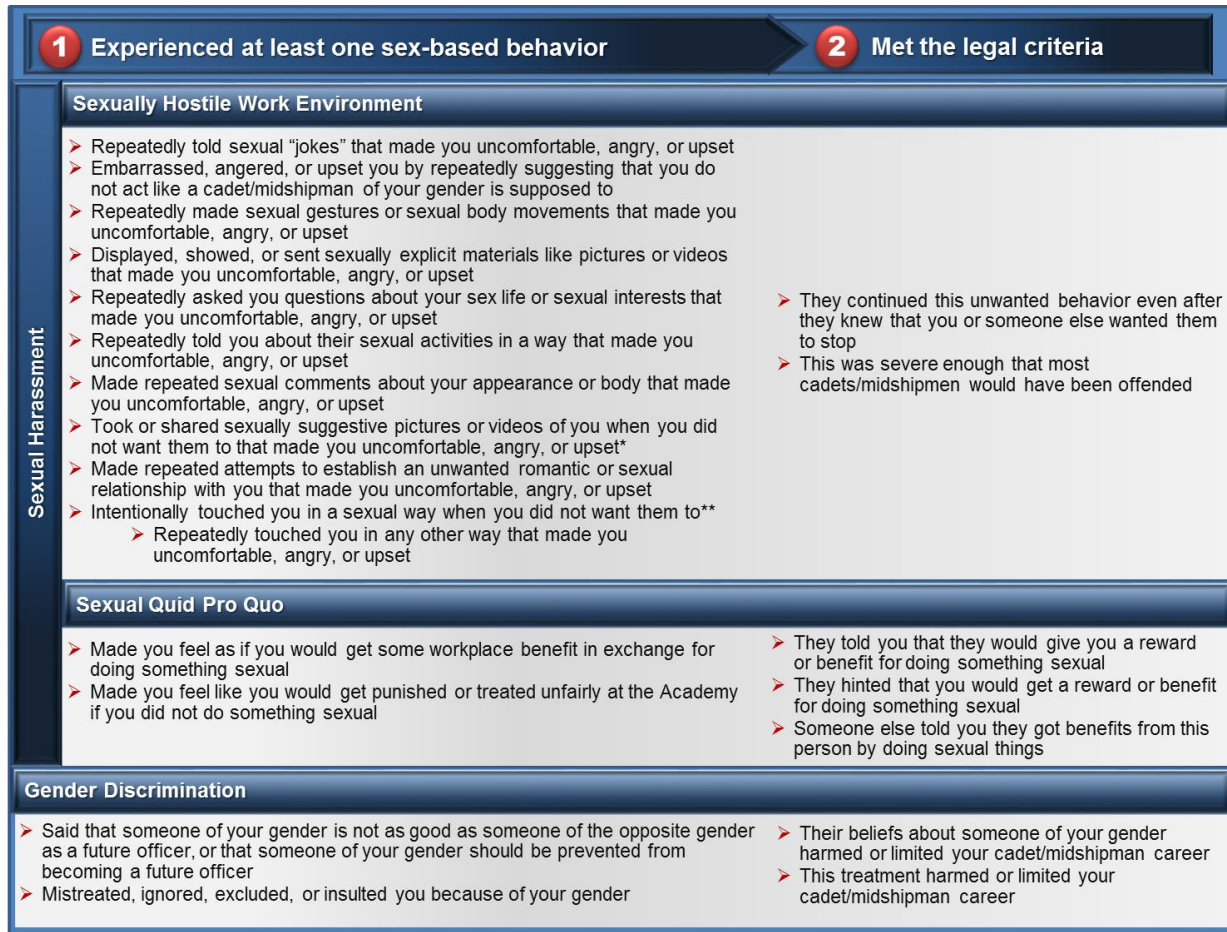
categories of behaviors include sexual harassment (i.e., sexually hostile work environment and sexual *quid pro quo*) and gender discrimination. The measure was tailored for use at the Academies, including minor changes (e.g., the items ask about “someone from your Academy” instead of “someone from work” and “most cadets/midshipmen” instead of “most men/women in the military”), and two substantive changes 1) separate items from the 2014 RMWS on someone repeatedly telling about their sexual activities and making sexual gestures/body movements were combined into a single item; and 2) an item asking whether someone intentionally touched the participant in a sexual way when they did not want them to was removed, as this behavior falls under unwanted sexual contact. Otherwise the measure was consistent with the measure used for active duty and Reserve members.

Behavioral Definition

Following the 2014 RMWS guidelines, OPA used a two-step process to determine estimated sex-based MEO violation rates. First, we asked questions about whether students experienced behaviors prohibited by MEO policy by someone from their Academy, and the circumstances of those experiences. Second, we categorized those reported behaviors into two types of MEO categories—sexual harassment and gender discrimination—to produce estimated rates for these two categories.

The MEO measure includes two requirements to reach the level of being in violation of DoD policy (DoDD 1350.2). First, the student must endorse an experience consistent with the sex-based MEO violations specified by DoDD 1350.2. These include indicating experiencing either sexual harassment (sexually hostile work environment or sexual *quid pro quo*) and/or gender discriminatory behaviors by someone from their Academy. Second, the student also had to have indicated “yes” to one of the follow-up items that assess persistence and/or severity of the behavior (Figure 3).

Figure 3.
Two-Part Sex-Based MEO Violation Measure



Negative Outcomes Associated With Reporting a Sexual Assault

USCGA strives to create an environment where cadets feel comfortable and safe reporting potential sexual assaults, and strives to prevent repercussions (i.e., negative behaviors as a result of reporting sexual assault). Three forms of negative behaviors in response to reporting sexual assault have been outlined in the DoD (and apply to the Coast Guard as well): professional reprisal, ostracism, and other negative behaviors.

Construction of Metrics for Negative Outcomes

OPA worked closely with the Services and DoD stakeholders to design behaviorally-based questions to capture perceptions of a range of outcomes resulting from reporting sexual assault. The resulting battery of questions was designed to measure negative behaviors a student may have experienced as a result of making a report of sexual assault and to account for additional motivating factors, as indicated by the student, consistent with prohibited actions of professional reprisal and ostracism in the UCMJ and military policies and regulations. There are also questions regarding other negative behaviors.

Survey questions are only able to provide a general understanding of the self-reported outcomes that may constitute reprisal, ostracism, or other negative outcomes.⁹ Ultimately, only the results of an investigation (which takes into account all legal aspects, such as the intent of the alleged perpetrator) can determine whether self-reported negative behaviors meet the requirements of prohibited negative behaviors. The estimates presented in this report reflect the students' perceptions about a negative experience associated with their reporting of sexual assault and not necessarily a reported or legally substantiated incident of retaliatory behaviors. Construction of rates of professional reprisal, ostracism, and other negative outcomes are based on general policy prohibitions. These rates should not be construed as legal crime victimization rates in the absence of an investigation being conducted to determine a verified outcome.

Professional Reprisal

Reprisal is defined as “taking or threatening to take an unfavorable personnel action, or withholding or threatening to withhold a favorable personnel action, for making, preparing to make, or being perceived as making or preparing to make a protected communication” such as report of a crime.¹⁰ Per the definition in law and policy, reprisal may only occur if the actions in question were taken by leadership with the intent of having a specific detrimental impact on the career or professional activities of the student who reported a crime. As depicted in Figure 4, the estimated *Professional Reprisal* rate in the 2018 SAGR is a summary measure reflecting whether students indicated they experienced a behavior consistent with professional reprisal as a result of reporting unwanted sexual contact, (i.e., the action taken was not based on conduct or performance). Further, the student must believe leadership took these actions for any one of a specific set of reasons: because they were trying to get back at the student for making an official report (restricted or unrestricted), because they were trying to discourage the student from moving forward with their report, or because they were angry at the student for causing a problem for them.

⁹ Because the SAGR assessment does not assess the relationship between the alleged perpetrator and the respondent to determine whether the behavior constitutes maltreatment, no definitive conclusions can be made regarding whether these alleged other negative behaviors are retaliatory or constitute maltreatment.

¹⁰ Military Whistleblower Protection Act (10 U.S.C. § 1034); Section 1709(a) of the NDAA for FY 2014 requires regulations prohibiting retaliation against an alleged victim or other member of the Armed Forces who reports a crime, and requires that violations of those regulations be punishable under Article 92.

Figure 4.
Construction of Estimated Professional Reprisal Rate

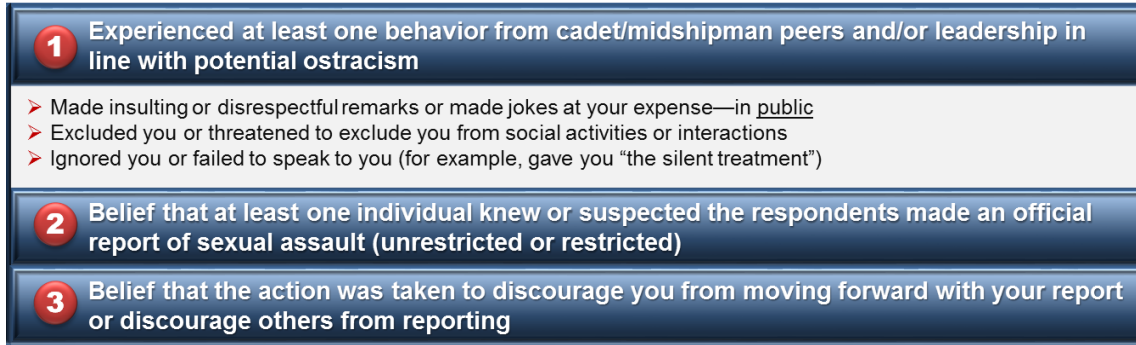
1	Experienced at least one behavior from leadership in line with potential professional reprisal
<ul style="list-style-type: none"> ➤ Denied you or removed you from a leadership position ➤ Denied you a training opportunity that could have led to a leadership position ➤ Rated you lower than you deserved on a performance evaluation ➤ Denied you an award or other form of recognition you were previously eligible to receive ➤ Assigned you to new duties without doing the same to others ➤ Assigned you to duties that do not match your current class year or position within the company/squadron ➤ Transferred you to a different company/squadron without your request or agreement ➤ Ordered you to one or more mental health evaluations ➤ Disciplined you or ordered other corrective action 	
2	Belief that the leadership actions experienced were ONLY based on their report of sexual assault (i.e., not based on their conduct or performance)
3	Belief that the leadership took action for one of the following reasons:
<ul style="list-style-type: none"> ➤ To get back at you for making a report (unrestricted or restricted) ➤ To discourage you from moving forward with your report ➤ They were mad at you for causing a problem for them 	

Ostracism

Although the interpretation of ostracism varies slightly,¹¹ in general, ostracism may occur if retaliatory behaviors were taken either by a member's military peers (such as fellow students in the context of the Academies) or by leadership. Examples of ostracism include improper exclusion from social acceptance, activities, or interactions; denying privilege of friendship due to reporting or planning to report a crime; and/or subjecting the student to insults or bullying. As depicted in Figure 5, this is a summary measure reflecting whether, as a result of reporting unwanted sexual contact, students perceived at least one behavior consistent with ostracism. To be included in this estimated rate, students also needed to indicate they perceived that at least one person who took the action knew or suspected the student made an official (unrestricted or restricted) sexual assault report and they believed that person(s) was trying to discourage them from moving forward with their report or discourage others from reporting.

¹¹ Enacting prohibitions against ostracism within the context of retaliation requires a specific set of criteria in order to maintain judicial validation against the limitations on the freedom of disassociation. Therefore, the Military Departments crafted policies that implement the regulation of these prohibitions against ostracism outlined in section 1709(a).

Figure 5.
Construction of Estimated Ostracism Rate

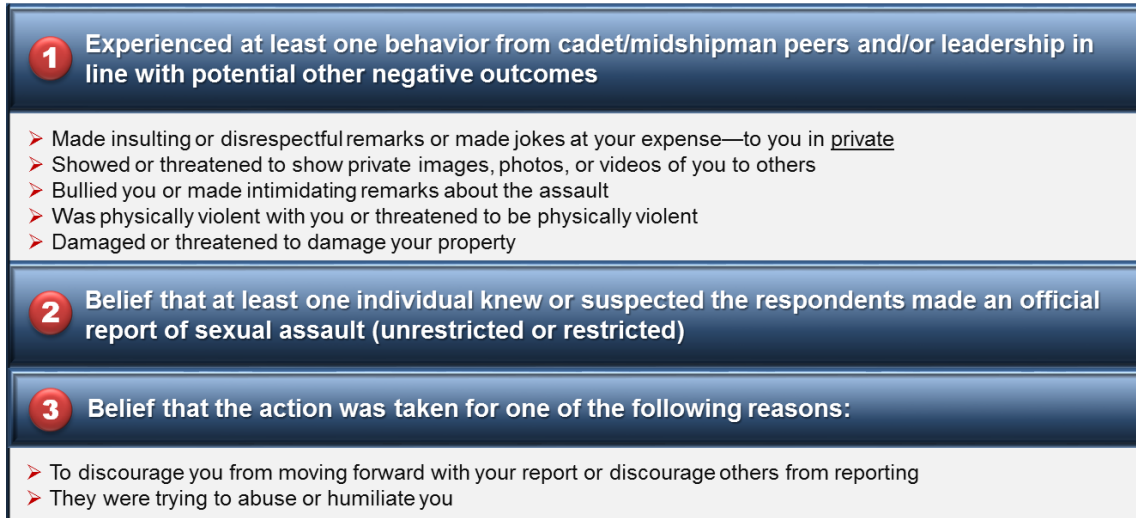


Other Negative Outcomes¹²

This is a summary measure reflecting whether, as a result of reporting unwanted sexual contact, respondents indicated experiencing negative behaviors from cadet/midshipman peers or leadership that occurred without a valid military purpose, and may include physical or psychological force, threats, or abusive or unjustified treatment that results in physical or mental harm. Figure 6 shows the behaviors and two follow-up criteria required to be included in the metric. To be included in this estimated rate, students also needed to indicate at least one person who took the action knew or suspected the student made an official (unrestricted or restricted) sexual assault report and they believed that person(s) was trying to discourage them from moving forward with their report or discourage others from reporting, or that the person was trying to abuse or humiliate them.

¹² Because the *SAGR* assessment does not assess the relationship between the alleged perpetrator and the respondent to determine whether the behavior constitutes maltreatment, no definitive conclusions can be made regarding whether these alleged other negative behaviors are retaliatory or constitute maltreatment.

Figure 6.
Construction of Estimated Other Negative Outcomes Rate



Survey Methodology

OPA uses industry standard scientific survey methodology to control for bias and allow for generalizability to populations. For more than 25 years, OPA has been DoD’s lead organization for conducting impartial and unbiased scientific survey and focus group research on a number of topics of interest to the DoD. OPA uses standard scientific methods to conduct cross-component surveys that provide DoD with fast, accurate assessments of attitudes, opinions, and experiences of the entire DoD community. OPA’s survey methodology meets industry standards that are used by government statistical agencies (e.g., the Census Bureau and Bureau of Labor Statistics), private survey organizations, and well-known polling organizations to allow for generalizability to populations. OPA adheres to the survey methodology best practices promoted by the American Association for Public Opinion Research (AAPOR).¹³ In addition, the scientific methods used by OPA have been validated by independent organizations (e.g., RAND, Government Accountability Office [GAO]).¹⁴ Appendix B contains frequently asked questions (FAQ) on the methods employed by government and private survey agencies, including OPA.

¹³ AAPOR’s “Best Practices” state that, “virtually all surveys taken seriously by social scientists, policy makers, and the informed media use some form of random or probability sampling, the methods of which are well grounded in statistical theory and the theory of probability” (<http://www.aapor.org/Standards-Ethics/Best-Practices.aspx#best3>). OPA has conducted surveys of the military and DoD community using stratified random sampling for more than 25 years.

¹⁴ The GAO reviewed OPA’s (then DMDC’s) survey methods in 2010 and determined OPA uses valid scientific survey methods (GAO, 2010). In 2013, the Joint Program and Survey Methodology (JPSM) confirmed OPA’s scientific weighting methods were appropriate. In 2014, an independent analysis of the methods used for a 2012 survey on gender relations in the active duty force, which aligns with methods used in the 2018 SAGR, determined that “[OPA] relied on standard, well accepted, and scientifically justified approaches to survey sampling and derivation of survey results as reported for the 2012 WGRA” (Morral, Gore, & Schell, 2014).

Statistical Design

The population of interest for the 2018 SAGR consisted of all students at USCGA.¹⁵ The entire population of male and female students was selected for the survey. This census of all students was designed for maximum reliability of results in the sections in which the survey questions applied to only a subset of students, such as those questions asking details of an unwanted sexual contact, especially among men. It should be noted that while all students were invited, the survey was voluntary and thus students were not required to participate.

The target survey frame consisted of 1,024 students drawn from the student rosters provided to OPA by USCGA. OPA received a final dataset containing 962 returned questionnaires. Surveys were completed by 793 students,¹⁶ yielding an overall weighted response rate for respondents at USCGA of 77% (87% for women and 72% for men).

Using an industry-standard process, data were weighted to reflect each Academy’s population as of March 2018.¹⁷ The estimated number of students, the number of respondents, and the portion of total respondents in each reporting group are shown in Table 1.

Table 1.
2018 SAGR Counts and Weighted Response Rates

	Population	Survey Respondents	Weighted Response Rates
USCGA Total	1,024	793	77%
Men	666	481	72%
Women	358	312	87%

Weighting produces survey estimates of population totals, proportions, and means (as well as other statistics) that are representative of their respective populations. Unweighted survey data, in contrast, are likely to produce biased estimates of population statistics. The standard process of weighting consists of the following steps:

- Adjustment for selection probability—OPA typically adjusts for selection probability within scientific sampling procedures. However, in the case of the 2018 SAGR, all students were selected to participate in the survey. Therefore, although adjustment for selection probability is usually performed as the first step in the weighting process, in this instance, the selection probability is 100%; hence the base weights are calculated to be one (1).
- Adjustments for nonresponse—Although the 2018 SAGR was a census of all students, some students did not respond to the survey, and others responded or started the

¹⁵ Two groups of students were excluded: visiting students from other Academies and foreign nationals.

¹⁶ “Completed” is defined as answering 50% or more of the questions asked of all participants, at least one response from the MEO violations questions (Q4, Q7, Q10, Q13, Q16, Q19, Q22, Q25, Q29, Q32, Q34, Q36, or Q38), and a valid response to Q48 on unwanted sexual contact.

¹⁷ For further details, see OPA (2019).

survey but did not complete it (i.e., did not provide the minimum number of responses required for the survey to be considered complete). OPA adjusts for this nonresponse in creating population estimates by first calculating the base weights as the reciprocal of the probability of selection (in the *2018 SAGR*, the base weights take on the value one [1] since the survey was a census). Next, OPA adjusts the base weights for those who did not respond to the survey, then adjusts for those who started the survey but did not complete it.

- Adjustment to known population values—OPA typically adjusts the weights in the previous step to known population values to account for remaining bias. In the case of the *2018 SAGR*, the weights in the previous step were adjusted to known population values using the three known demographic variables (Academy, class year, and gender). The poststratification adjustments all have the value one (1) because the three demographic variables were already accounted for in the previous step.

Although the *2018 SAGR* was a census of students, not everyone responded to the survey; hence the weighting procedures described above were required to produce population estimates (e.g., percent female). Because of the weighting, conventional formulas for calculating margins of error overstate the reliability of the estimate. For this report, variance estimates were calculated using SUDAAN[®] PROC DESCRIPT (Research Triangle Institute, Inc., 2013).¹⁸ Variance estimates are used to construct margins of error (i.e., confidence interval half-widths) of percentages and means based on 95% confidence intervals.

Survey Administration

Data were collected in March 2018. A trained research team from OPA administered the anonymous paper-and-pen survey in group sessions. Separate sessions were held for female and male students. After checking in, each student was handed a survey, an envelope, a pen, and an Academy-specific information sheet of available support resources. The information sheet included details on where students could obtain help if they became upset or distressed while taking the survey or afterwards. Students were briefed on the purpose and details of the survey and the importance of participation. Completion of the survey itself was voluntary. If students did not wish to take the survey, they could leave the session at the completion of the mandatory briefing. Students returned completed or blank surveys (depending on whether they chose to participate) in sealed envelopes into a bin as they exited the session; this process was monitored by the survey proctors as an added measure for protecting students' anonymity. The survey procedures were reviewed by a DoD Human Subjects Protection Officer as part of the DoD survey approval and licensing process.¹⁹

Statistical Comparisons

Results of the *2018 SAGR* are presented at various levels within this report. Results are reported by gender (where applicable), and class year. When the *2018 SAGR* questions are comparable to

¹⁸As a result of differential weighting, only certain statistical software procedures, such as SUDAAN[®], correctly calculate standard errors, variances, or tests of statistical significance for stratified samples.

¹⁹RCS: DD-P&R(AR) 2198

questions in the previous 2016 survey, an analysis of comparisons between survey years is presented for statistically significant changes overtime. In addition, comparisons to 2014, 2012, 2010, and 2008 are presented for overall prevalence rates of unwanted sexual contact (comparisons for these prevalence rates by class year are only reported for 2016). Comparisons to prior years for sex-based MEO violations are only comparable to 2016 estimates due to changes in the measure in 2016.

For gender, OPA relied on data recorded at survey administration. For class year, respondents were classified by self-report. Definitions for reporting categories follow:

- *Class Year*—Seniors (Class of 2018), Juniors (Class of 2019), Sophomores (Class of 2020), and Freshmen (Class of 2021).
- *Gender*—Self-explanatory.

Only statistically significant comparisons are discussed in this report. Two types of comparisons are made in the 2018 SAGR: between survey years (comparisons to previous survey years) and within the current survey year (2018) by class membership (i.e., senior, junior, sophomore, and freshman) and gender (where applicable). Class comparisons within the current survey year are made along a single dimension for USCGA by gender. In this type of comparison, the responses for one group are compared to the weighted average of the responses of all other groups in that dimension (i.e., the total population minus the group being assessed). For example, responses of senior women at USCGA are compared to the weighted average of the responses from junior, sophomore, and freshman USCGA women (e.g., women in all other classes at USCGA). In some cases, the same value of an estimate for two different classes is significantly higher or lower for one class but not the other. This may be due to rounding (both 12.7% and 13.4% are displayed as 13%) or differences in margins of error. When comparing results across survey years (e.g., 2018 compared to 2016), statistical tests for differences between means (i.e., average scores) are used. For all statistical tests, OPA uses two-independent sample *t*-tests where differences are statistically significant at $p < 0.01$. Because the results of comparisons are based on weighted estimates, the reader can infer that the results generalize to the population.

Presentation of Results

The tables and figures in the report are numbered sequentially. Unless otherwise specified, the numbers presented are percentages. Ranges of margins of error are shown when more than one estimate is displayed in a table or figure. The margin of error represents the precision of the estimate and the confidence interval coincides with how confident one is that the interval contains the true population value being estimated. For example, if it is estimated that 55% of individuals selected an answer and the margin of error was ± 3 , we are 99% confident that the “true” value being estimated in the population is between 52% and 58%. Because the results of comparisons are based on weighted results, the reader can assume that the results generalize to the Academy’s populations within an acceptable margin of error.

The annotation “NR” indicates that a specific result is “not reportable” due to low reliability. Estimates of low reliability are not presented based on criteria defined in terms of not having a sufficient number of respondents (fewer than five), effective number of respondents (fewer than

15), or relative standard error (greater than 0.3). Effective number of respondents takes into account the finite population correction and variability in weights. An “NR” presentation protects the DoD, and the reader, from drawing conclusions based on potentially inaccurate findings due to instability of the specific estimate. The cause of instability is due to high variability (large relative standard error) usually associated with a small number of respondents contributing to the estimate. Additionally, some estimates might be so small as to appear to approach a value of zero. In those cases, an estimate of less than one (<1%) is displayed.

Chapter 2: Unwanted Sexual Contact (USC)

This chapter provides findings for the United States Coast Guard Academy (USCGA) regarding prevalence and incidents of unwanted sexual contact (USC), potential sex-based military equal opportunity (MEO) violations, and general cadet culture. Administration of the *2018 SAGR* took place on site at USCGA in New London, Connecticut from March 19 – 23, 2018. Of the 1,024 cadets at the Academy, 793 completed the survey (312 women, 481 men) for an overall participation rate of 77% (87% for women, 72% for men).

This chapter provides topline findings for women and men at USCGA, including statistically significant differences between estimates from the *2016 SAGR* compared to the *2018 SAGR*, where applicable. Differences between class years on the *2018 SAGR* are also discussed where statistically significant. Some estimates are not reportable (indicated as NR in figures and tables) due to instability of estimates, and therefore, comparisons for statistically significant differences cannot be calculated in these cases.²⁰ When data are not reportable for USCGA men, only results for USCGA women are discussed.

Unwanted Sexual Contact Rates

As described in Chapter 1, the Department of Homeland Security (DHS) uses the SAGR survey to assess experiences of prohibited behaviors aligned with the Uniform Code of Military Justice (UCMJ), herein referred to as “unwanted sexual contact.” This measure is based on objective behaviors and does not assume the respondent has intimate knowledge of the UCMJ or the UCMJ definition of sexual assault, nor does it require the participant to label the incident sexual assault. The USC rate reflects the estimated percentage of USCGA students who experienced behaviors prohibited by the UCMJ between June 2017 and the time of the survey (Academic Year 2017-2018). The terms and definitions of USC have been consistent across all of the SAGR surveys since 2006 to provide comparable data across time.

Many instances of unwanted sexual contact involve a combination of behaviors. Rather than attempt to provide estimated rates for every possible combination of behaviors and because behaviors may co-occur, responses were coded to create three hierarchically-constructed categories:

- *Completed penetration*—Includes those respondents who marked “yes” to being made to have unwanted sexual intercourse, oral sex, anal sex, or penetration by a finger or object.
- *Attempted penetration*—Includes those respondents who marked “yes” to experiencing attempted unwanted sexual intercourse, oral sex, anal sex, or penetration by a finger or object, but did *not* indicate that they experienced *completed penetration*.

²⁰ Further details are provided in Chapter 1.

- *Unwanted sexual touching*—Includes only those respondents who marked “yes” to experiencing unwanted, intentional, touching of sexual body parts such as genitalia, breasts, or buttocks and did *not* indicate that they also experienced *attempted penetration* and/or *completed penetration*.

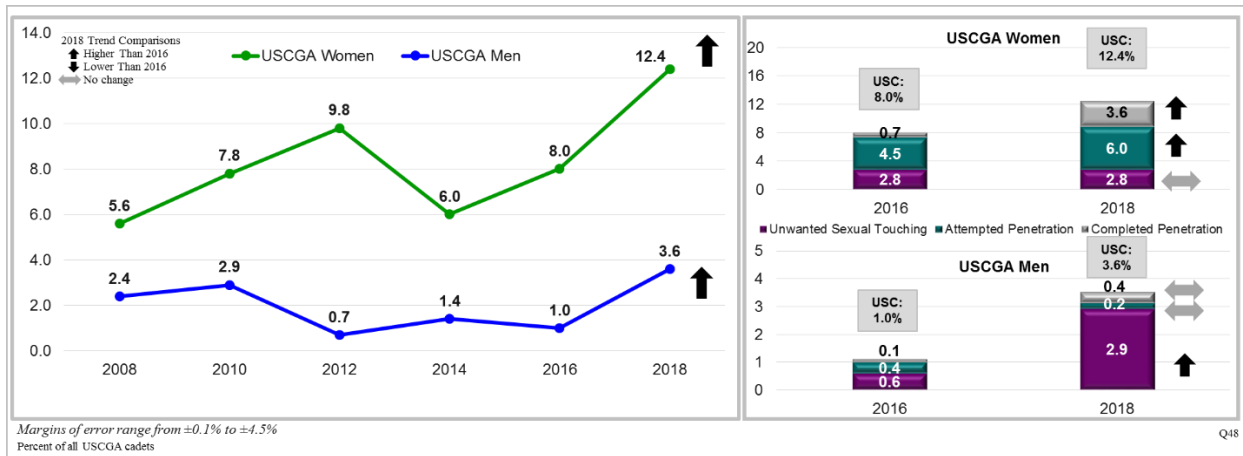
For more information regarding the measure and how the estimated prevalence rate of unwanted sexual contact was constructed, see Chapter 1.

Estimated Past Year Unwanted Sexual Contact Rate

12.4% of USCGA women experienced USC since June 2017, which increased since 2016, reaching the highest level since tracking began (Figure 7). This rate is comprised of an estimated 3.6% who experienced *completed penetration*, 6.0% who experienced *attempted penetration*, and 2.8% of USCGA women who experienced *unwanted sexual touching*. Completed penetration and attempted penetration both increased from 2016.

3.6% of USCGA men experienced USC since June 2017, which like women, increased from 2016 and is the highest estimate of male USC at the Academy since the beginning of the study (Figure 7). This rate is comprised of an estimated 0.4% who experienced *completed penetration*, 0.2% experienced *attempted penetration*, and 2.9% of men who experienced *unwanted sexual touching*, with an increase for *unwanted sexual touching* from 2016.

Figure 7.
Estimated Past Year Unwanted Sexual Contact Rate for USCGA

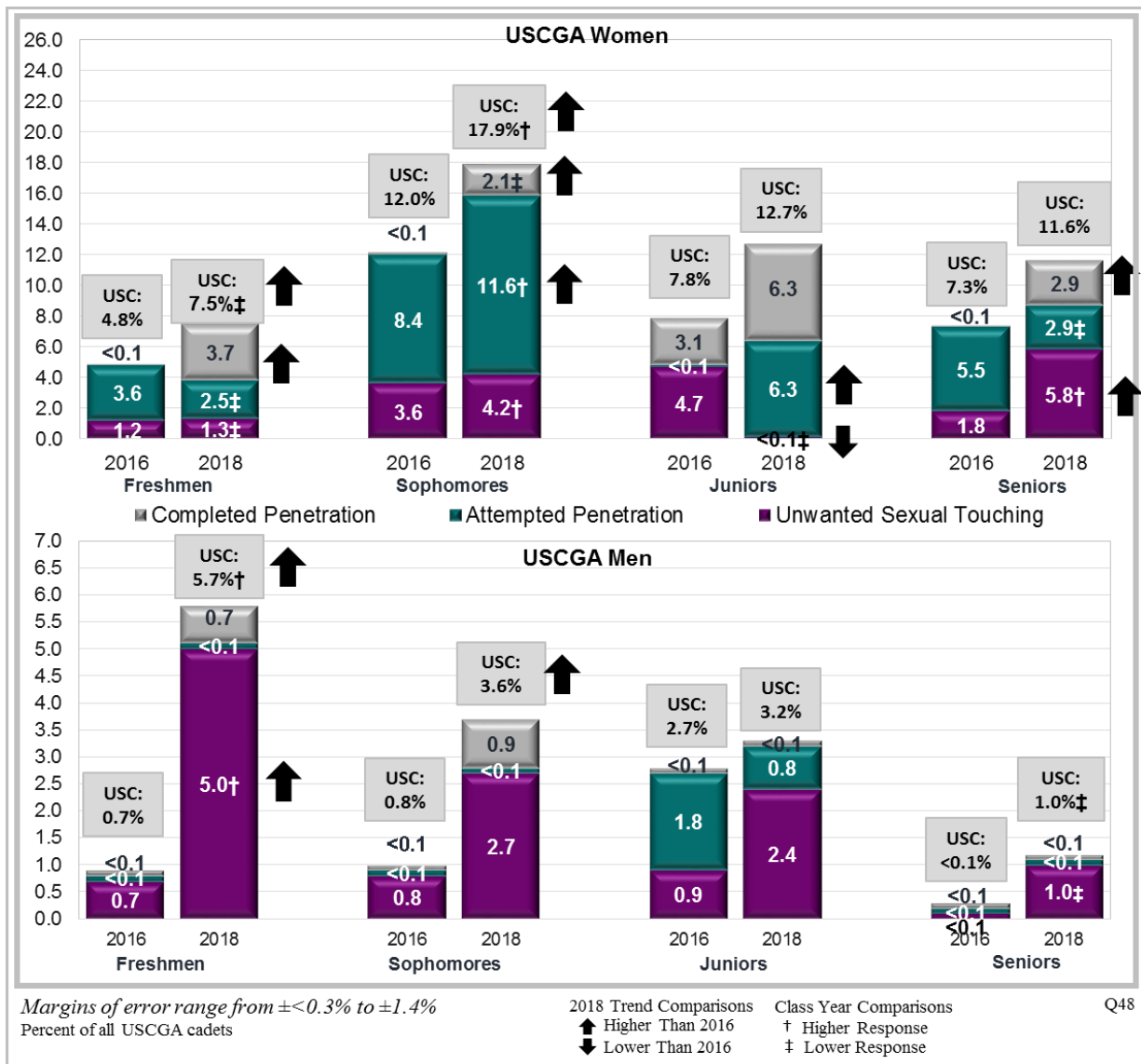


USC rates for each class year are displayed in Figure 8. The overall rate increased for sophomore women, and men saw increases among lower classmen (freshmen and sophomores). For women, sophomores were more likely than other class years to experience USC, and freshmen were less likely. However, for men, freshmen were more likely than other class years to experience USC, while seniors were less likely.

Differences between class years were found for types of USC experienced by USCGA women. Similarly to USC overall, sophomore women were more likely than other class years to experience attempted penetration and/or unwanted sexual touching, but were less likely to experience completed penetration compared to other class years. Compared to rates in 2016, there was a significant increase for senior women who experienced unwanted sexual touching, junior and sophomore women who experienced attempted penetration, and senior, sophomore, and freshman women who experienced completed penetration. There was also a significant decrease for junior women who experienced unwanted sexual touching compared to 2016.

Fewer differences were found for men by class year, with freshman men more likely to experience unwanted sexual touching. Senior men were less likely to experience unwanted sexual touching compared to other class years. With regard to changes in rates since 2016, rates for freshmen men that experience unwanted sexual touching increased from 2016.

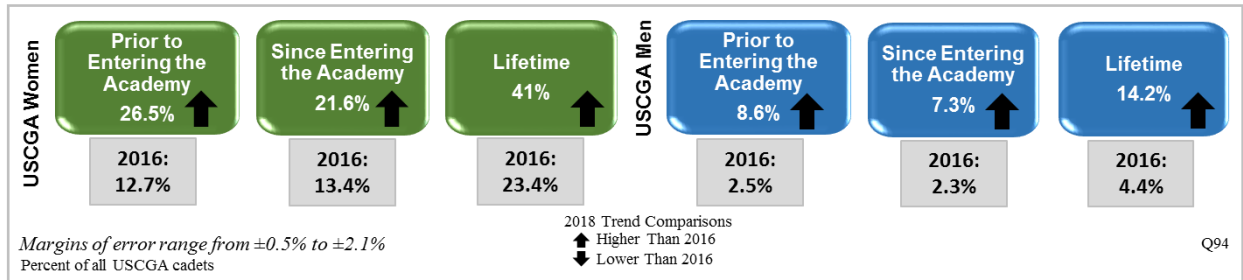
Figure 8.
Estimated Past Year Unwanted Sexual Contact Rate by Type for USCGA by Gender and Class Year



Estimated Rates of USC Prior to Entering the Academy, Since Entering the Academy, and in Cadet’s Lifetime

The behaviorally-based items capturing USC prior to entering the Academy, since entering the Academy (including within the past year), and lifetime prevalence of USC (combining experiences prior to entering the Academy and since entering the Academy) require affirmative selection of one of the unwanted sexual contact behaviors (see Chapter 1 for a list of behaviors). As seen in Figure 9, rates for women and men who experienced USC **prior to entering the Academy, since entering the Academy** (including in the past year), and in their **lifetime** all increased compared to 2016.

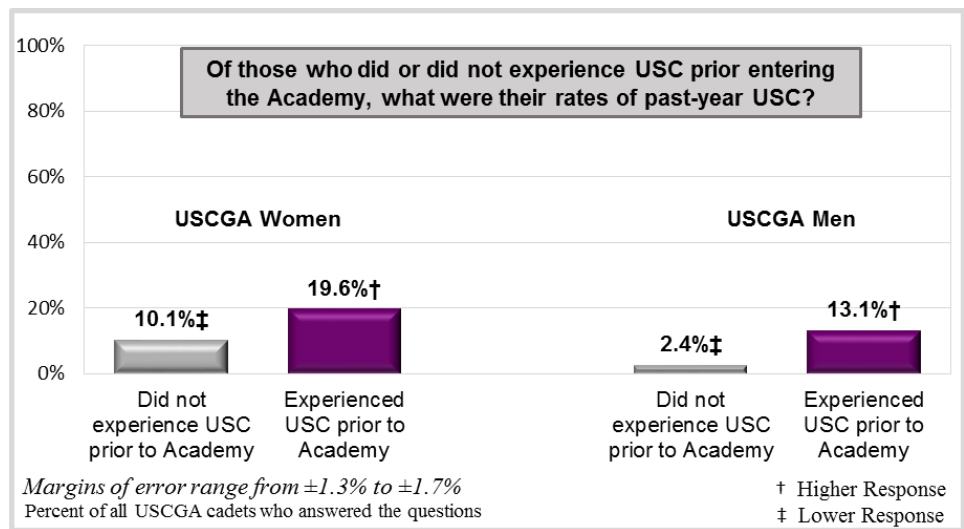
Figure 9.
Estimated Rates of USC Prior to Entering the Academy, Since Entering the Academy, and Lifetime for USCGA



Risk of Re-Victimization

Research has shown that survivors of one form of violence are more likely to be victims of other forms of violence, survivors are at higher risk for perpetrating violence, and perpetrators of one form of violence are more likely to commit other forms of violence (Wilkins et al., 2014). To assess the risk of potential re-victimization at the Academy, past-year rates of USC were examined separately by whether or not cadets had experienced USC prior to entering the Academy. As shown in Figure 10, both USCGA women and men who experienced USC prior to entering the Academy were more likely to experience USC in the past-year compared to those who did not experience USC prior to entering the Academy.

Figure 10.
Risk of USC Re-Victimization for USCGA



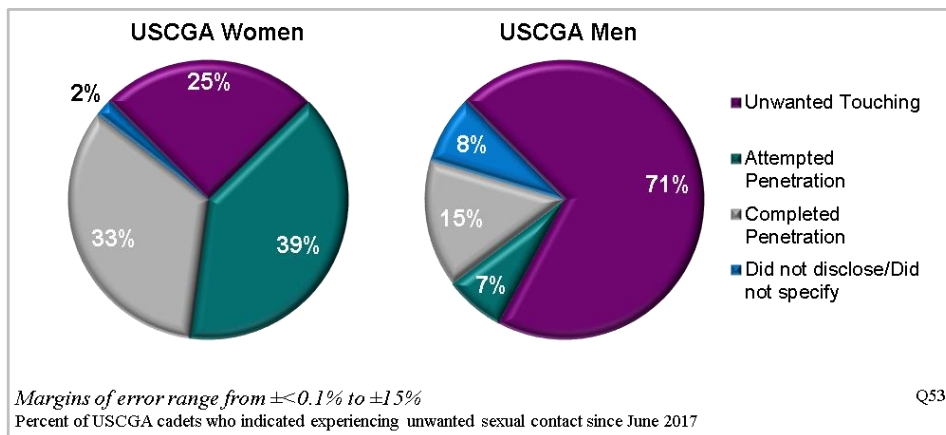
One Situation of Unwanted Sexual Contact With the Biggest Effect

To better understand the circumstances involved in their experiences, the 12.4% of USCGA women and 3.6% of USCGA men who experienced USC since June 2017²¹ were asked to provide additional information in regards to what they considered to be the worst or most serious experience of USC (hereafter referred to as “the one situation”).²² In addition to the behavior involved in the one situation, cadets were asked to provide details regarding characteristics of who did it, where it happened, the circumstances surrounding the situation, outcomes of experiencing USC, and whether or not they chose to report.

Behaviors in One Situation of Unwanted Sexual Contact

To calculate the behaviors involved in the most serious experience, behaviors were grouped hierarchically as described in the prior section. Of the 12.4% of USCGA women who experienced USC since June 2017, more than one-third experienced attempted penetration, one-third experienced completed penetration, and one-quarter experienced unwanted sexual touching during their worst or most serious experience of USC (Figure 11). Of the 3.6% of USCGA men who experienced USC since June 2017, nearly three-quarters indicated the most serious behavior experienced was unwanted sexual touching, whereas less than one-fifth indicated the most serious behavior experienced was completed penetration, and less one-tenth indicated attempted penetration was the most serious.

Figure 11.
Behaviors Experienced in USC One Situation for USCGA



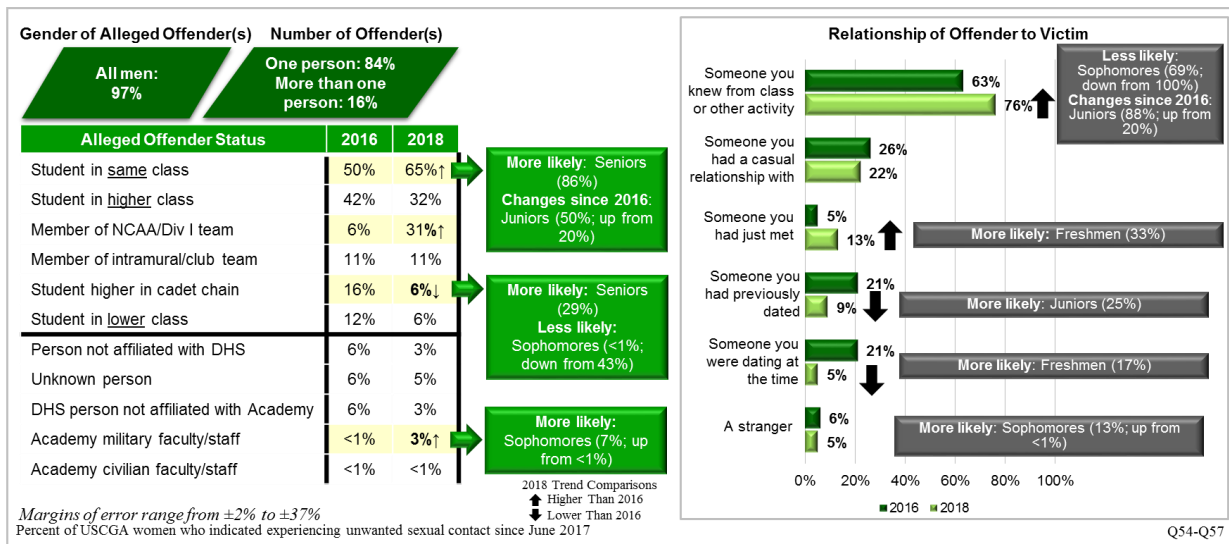
Who: Reported Demographics and Characteristics of the Alleged Offender(s)

An overview of the alleged offender(s) profile in the one situation is highlighted for women in Figure 12 and men in Figure 13. The majority of women indicated the alleged offender in the

²¹ Experience of USC is determined by endorsement of at least one USC behavior since June 2017 as asked on the survey.
²² Though some students may have experienced more than one USC event, to minimize survey burden, only follow-up details about one event are asked.

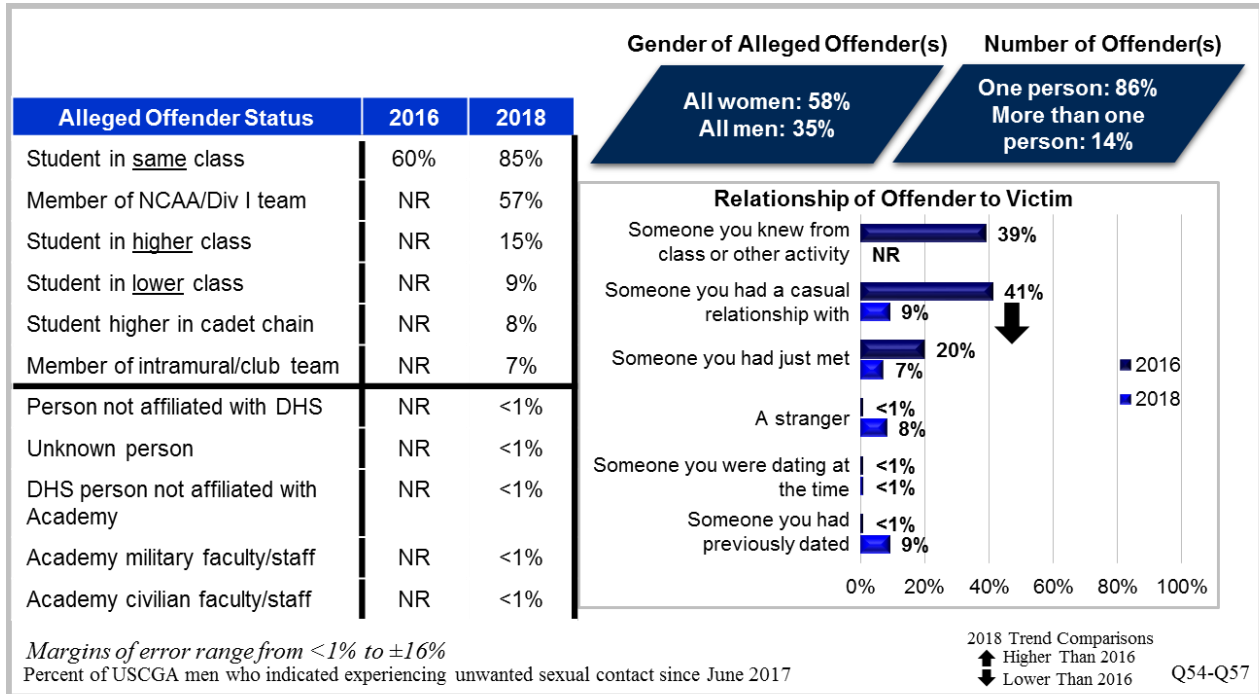
one situation was one person, a male, and an Academy student. Additionally, the majority of women knew their alleged offender, with slightly more than three-quarters indicating the alleged offender was a classmate, which increased from 2016, while a little more than one-fifth indicated the alleged offender was someone they had a casual relationship with (for example, hooked up with). Compared to 2016, women who indicated the alleged offender was someone they had just met increased, while someone they had previously dated and someone they were dating at the time decreased. Examining differences between class years, freshman women were more likely than women in other class years to indicate the alleged offender was someone they had just met. Sophomore women were more likely than women in other class years to indicate that the alleged offender was a stranger and that the alleged offender was an Academy military faculty/staff member, which both increased from 2016. Junior women were more likely to indicate the alleged offender was someone they had previously dated. Senior women were more likely than women in other class years to indicate that the alleged offender was a student in the same class year and/or a student higher in the cadet chain of command.

Figure 12.
Reported Demographics of the Alleged Offender(s) in the USC One Situation for USCGA Women



Like women, the majority of men indicated that the one situation was done by one person, who was most often an Academy student, often in the same class year. Unlike women, men most often indicated that the alleged offender was someone they had a casual relationship with and/or that they had previously dated, and the majority of men indicated that the alleged offenders were all women (Figure 13).

Figure 13.
Reported Demographics of the Alleged Offender(s) in the USC One Situation for USCGA Men



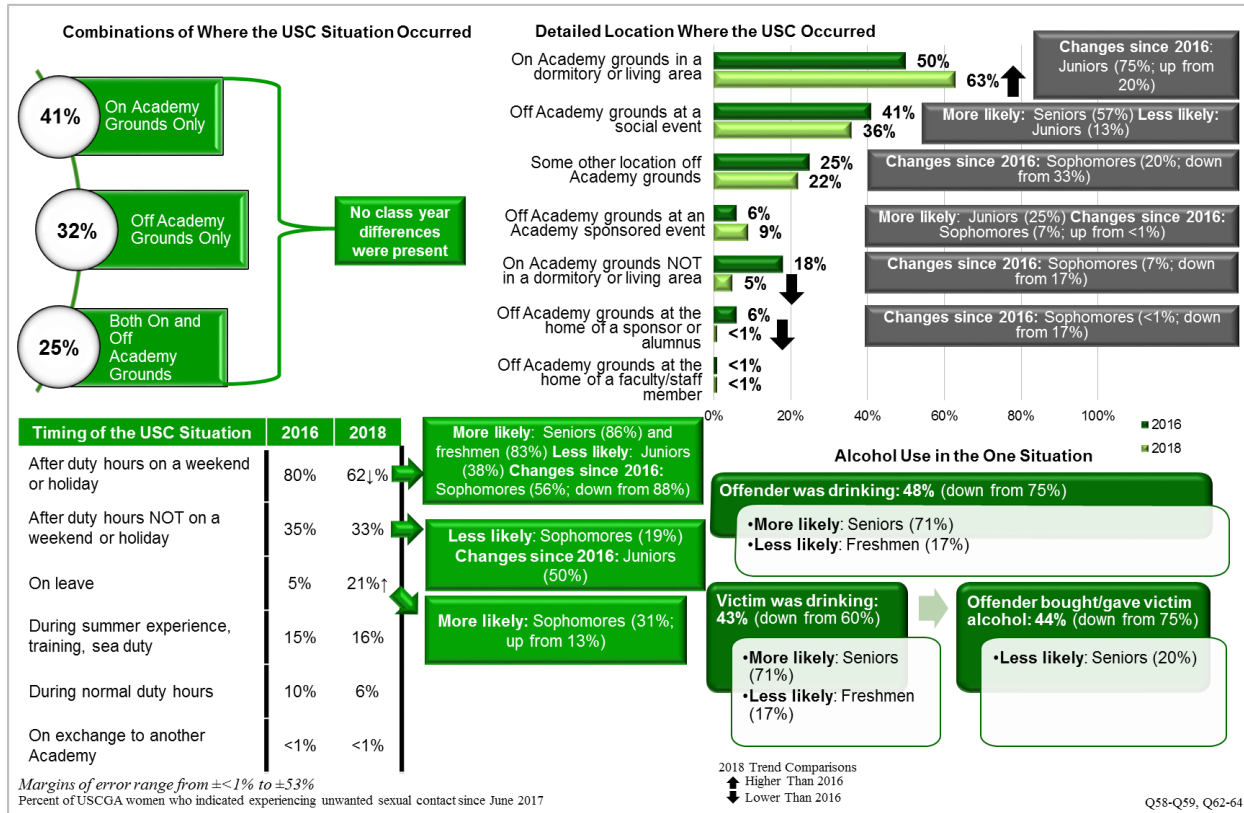
Where: Location and Context

USCGA Women

An overview of where and in what context the one situation occurred is highlighted in this section. For women, more than three-fifths of events occurring in a dormitory or living area. In terms of timing, most occurred after duty hours on a weekend of holiday (Figure 14). Class year differences were found for women regarding the circumstances around experiencing USC. Sophomores were more likely to experience USC on leave than other class years. Juniors were more likely than women in other class years to indicate the situation occurred off Academy grounds at an Academy sponsored event. Seniors and freshmen were more likely to indicate their experience happened after duty hours on a weekend or holiday, and seniors were also more likely to indicate that their experience happened off Academy grounds at a social event.

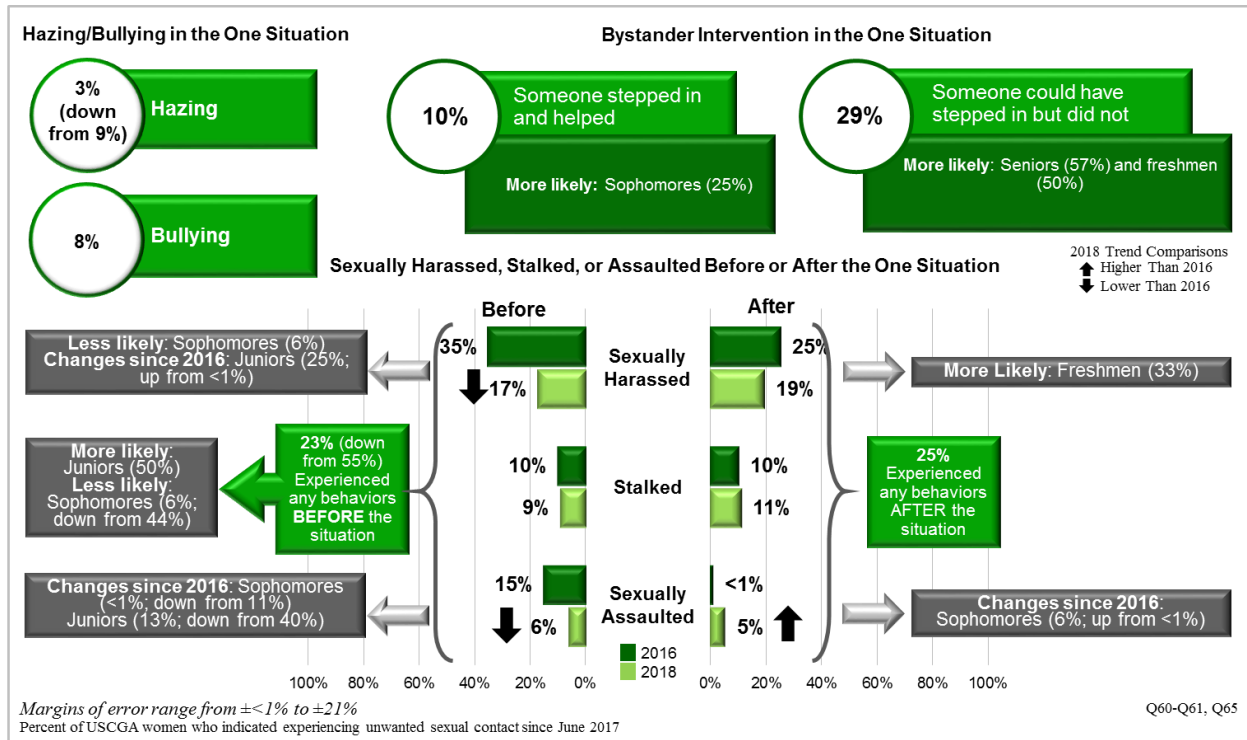
Alcohol use on the part of the victim and/or the alleged offender decreased amongst women since 2016. Over two-fifths of women indicated they had been drinking at the time of the incident, with senior women more likely than other class years. Of the 43% of women who indicated they had been drinking at the time of the incident, more than two-fifths indicated the alleged offender bought or gave them alcohol to drink, a decrease from 2016 driven by seniors.

Figure 14.
Location, Timing, and Alcohol Use Regarding the USC One Situation for USCGA Women



As seen in Figure 15, very few women who experienced USC characterized their one situation as hazing and/or bullying, with a decrease for hazing since 2016. Slightly less than one-fifth of women were sexually harassed, stalked, or sexually assaulted by the same alleged offender **before** the one situation, which decreased from 2016. One-quarter of women indicated they were sexually harassed, stalked, or sexually assaulted by the same alleged offender **after** the one situation. Juniors were more likely to indicate that they experienced harassment, stalking, or sexual assault before the one situation. One-tenth of women indicated there was someone else present who stepped in to help during the one situation, and almost one-third of women indicated there was someone else present, but they did not step in to help. Seniors and freshmen were more likely to say that someone was present but did not help, while sophomores were more likely to say that someone stepped in to help.

Figure 15.
Context of the USC One Situation for USCGA Women



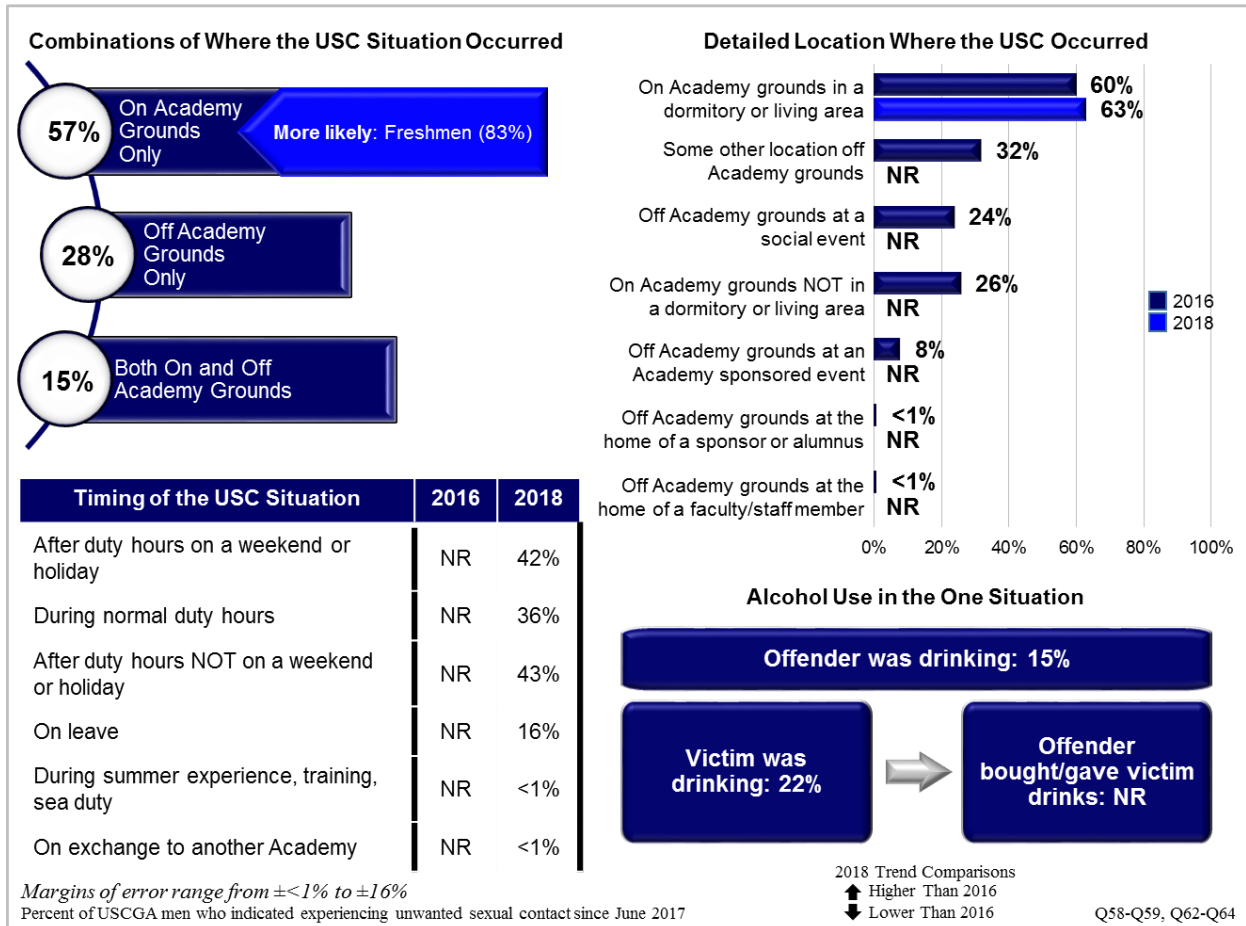
USCGA Men

Of the men who experienced USC, over half indicated the unwanted situation occurred on Academy grounds only (Figure 16).²³ Specifically, almost two-thirds indicated the incident occurred on Academy grounds in a dormitory or living area. More than two-fifths indicated the situation occurred after duty hours on a weekend or holiday and more than one-third occurred during normal duty hours.

For men, less than one-fifth indicated the alleged offender had been drinking during the one situation, just under one-quarter indicated they had been drinking at the time of the incident.

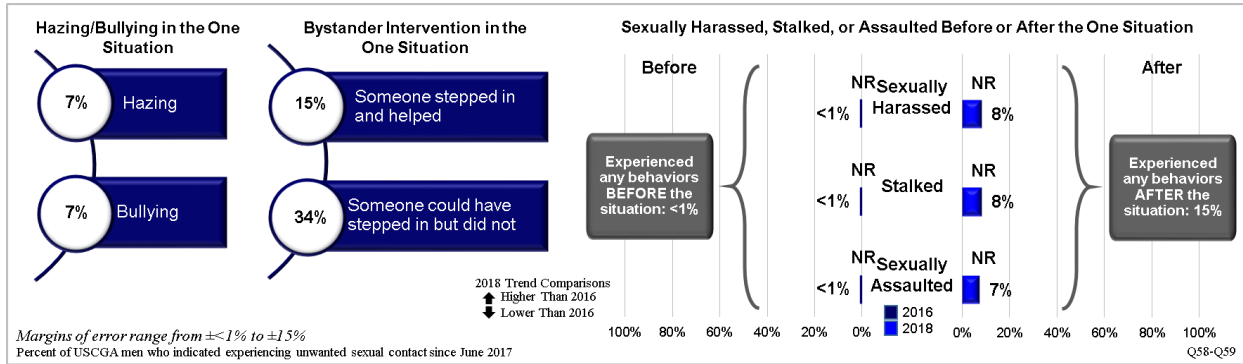
²³ Breakouts by class year were not reportable for USCGA men.

Figure 16.
Location, Timing, and Alcohol Use Regarding the USC One Situation for USCGA Men



Contextually, very few men indicated they would describe the USC one situation as hazing and/or bullying (Figure 17). Less than one percent of men indicated they were sexually harassed, stalked, or sexually assaulted by the same alleged offender **before** their one situation, and less than one-fifth experienced at least one **after**. Less than one-fifth indicated there was someone else present who stepped in to help during the one situation. A little more than one-third of men indicated that there was someone else present during the one situation who did not step in to help.

Figure 17.
Context of the USC One Situation for USCGA Men

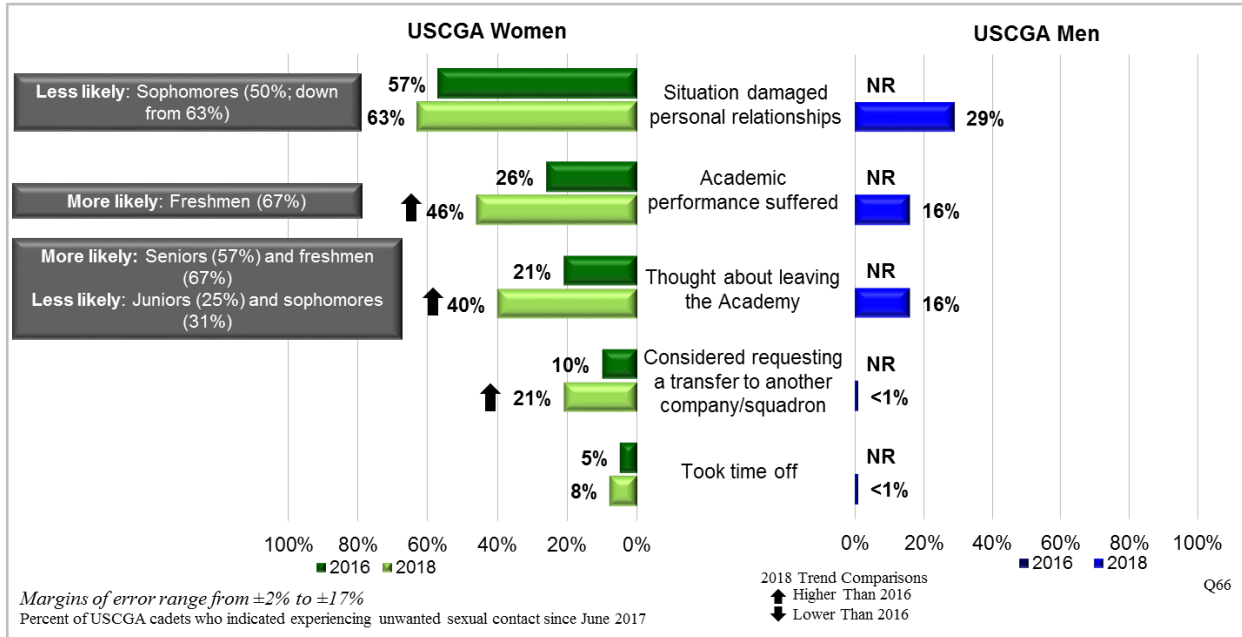


Actions Following the USC One Situation

Cadets who experience unwanted sexual contact may be impacted in various ways, including deciding to take time off, thinking about transferring or leaving, experiencing damage to personal relationships, or having their academic performance suffer. They also have the option to report their experience officially. This section examines what happened after the one situation occurred, including whether they reported, their reasons for reporting or for not reporting, and negative reactions from peers and/or leadership.

As seen in Figure 18, many women who experienced USC also experienced some negative action, the most common being damage to personal relationships. Percentages for women who considered requesting a transfer to another company, thought about leaving the Academy, and had their academic performance suffer increased from 2016. Compared to other class years, seniors and freshmen were more likely to indicate that they thought about leaving the Academy, and freshmen were also more likely to indicate that their academic performance suffered. For USCGA men, the most frequent negative action following USC was experiencing damage to personal relationships followed by their academic performance suffering and thinking about leaving the academy, though the majority of men who experienced USC did not endorse these negative outcomes.

Figure 18.
Actions Following the USC One Situation for USCGA



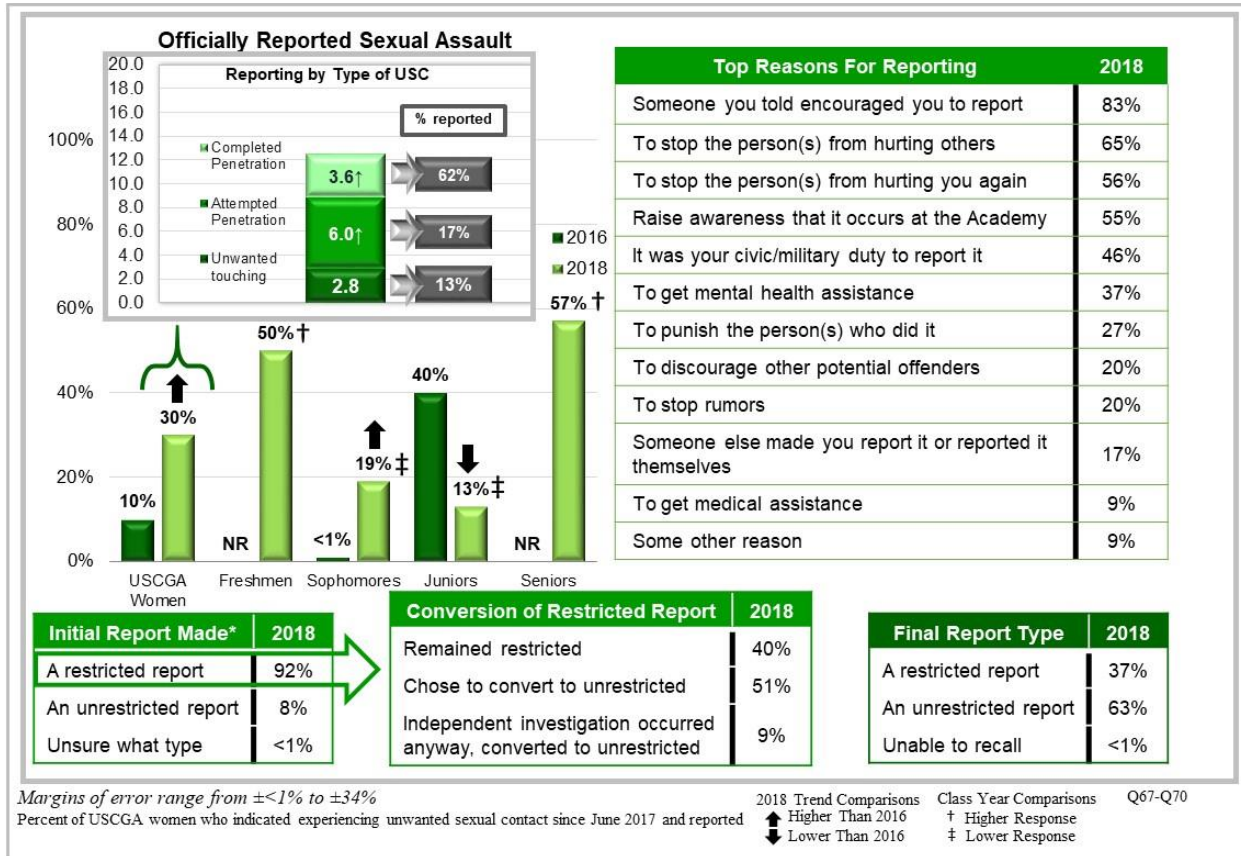
Reporting of Unwanted Sexual Contact²⁴

30% of the 12.4% of women who experienced USC reported²⁵ that they were a victim of sexual assault, an increase from 2016, and seniors and freshmen were more likely to report than women in other class years (Figure 19). The vast majority of women who reported made a restricted report initially, but just over half of these were converted to unrestricted; in the end, about two-thirds indicated their final report type was unrestricted. The top three reasons for reporting indicated by USCGA women included someone they told encouraged them to report, to stop the person(s) from hurting others, and to stop the person(s) from hurting them again.

²⁴ Results for USCGA men are not reportable.

²⁵ While the survey asks whether a victim reported they experienced unwanted sexual contact, the Academy has official reporting numbers of restricted and unrestricted reports at USCGA.

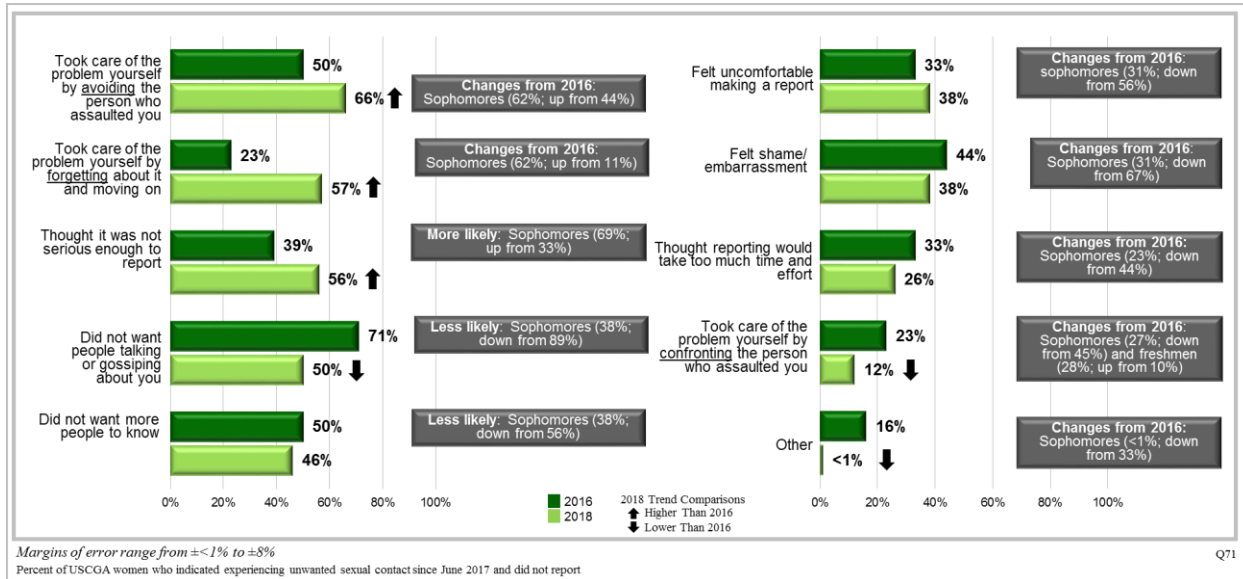
Figure 19.
Reporting the One Situation for USCGA Women



Reasons for Not Reporting USC

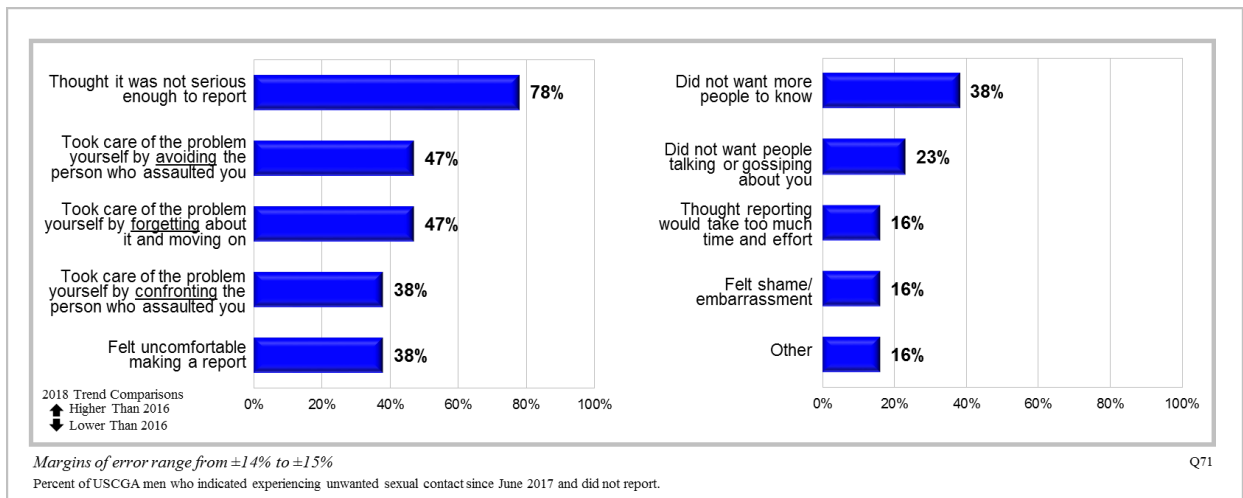
As seen in Figure 20, of the 12.4% of women who experienced USC, 70% chose not to report their experience of unwanted sexual contact, consistent with findings in the civilian world where sexual assault often goes underreported (NCVS, 2016). When asked why they chose not to report, the top reason was that they took care of the problem themselves by avoiding the person that assaulted them, which increased from 2016. Other reasons for not reporting included taking care of the problem themselves by forgetting about it and moving on and thinking it was not serious enough to report, which both increased from 2016. Notable class year differences are shown for each reason in Figure 20.

Figure 20.
Reasons for Not Reporting the USC One Situation for USCGA Women



Of the 3.6% of men who experienced USC, 92% chose not to report their experience of unwanted sexual contact.²⁶ As seen in Figure 21, the top reasons for not reporting²⁷ were similar to women’s; they thought it was not serious enough to report, and took care of the problem themselves by avoiding the alleged offender or by forgetting about it and moving on.

Figure 21.
Reasons for Not Reporting the USC One Situation for USCGA Men



²⁶ Data on reporting and reasons for reporting USC were not reportable for USCGA men.

²⁷ Data for reasons for not reporting USC for USCGA men were not reportable in 2016, and therefore, cannot be trended.

Negative Outcomes of Reporting Unwanted Sexual Contact

In addition to the harm caused by USC itself, many who experience USC unfortunately experience other negative outcomes following the USC event. Classmates, faculty, or friends may act differently towards someone who has experienced USC, whether or not they intend to cause harm. When negative actions are undertaken in an effort to interfere with a victim's report of USC, these are considered retaliation.

Measures of professional reprisal, ostracism, and other negative outcomes²⁸ are used to capture outcomes experienced as a result of reporting USC that are in line with retaliation (see Chapter 1 for details on rate construction). Recall data in this section are out of USCGA females who experienced USC in the past year and reported it (30% of the 12.4% of USCGA females who experienced USC). Due to small percentages, findings for USCGA men are not reportable.

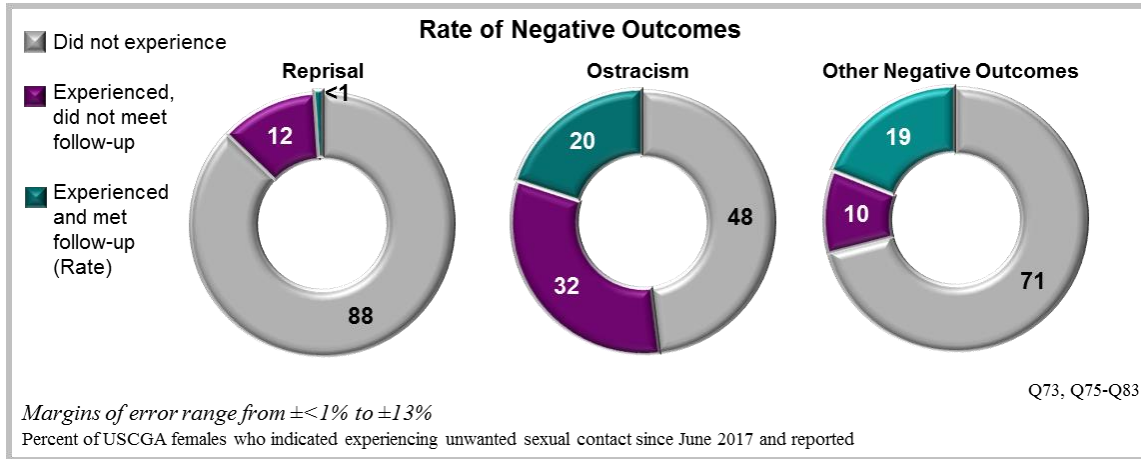
The ***estimated rate of professional reprisal*** is a summary measure reflecting whether students indicated they experienced unfavorable actions taken by leadership (or an individual with the authority to affect a personnel decision) as a result of reporting USC (not based on conduct or performance) and met the legal criteria for elements of proof for an investigation to occur. As shown in Figure 22, just over one-tenth of women who experienced and reported USC experienced behaviors consistent with professional reprisal, but did not meet follow-up criteria, and less than one percent experienced behaviors meeting follow-up criteria (the estimated rate of professional reprisal).

The ***estimated rate of ostracism*** is a summary measure reflecting whether, as a result of reporting USC, students experienced negative behaviors from cadet peers or leadership that made them feel excluded or ignored and met the legal criteria for elements of proof for an investigation to occur. As shown in Figure 22, about one-third of women who experienced and reported USC experienced behaviors consistent with ostracism, but did not meet follow-up criteria, and about one-fifth experienced the behaviors and met follow-up criteria (the estimated rate of ostracism).

The ***estimated rate of other negative outcomes*** is a summary measure reflecting whether, as a result of reporting USC, students experienced negative behaviors from cadet peers or leadership that occurred without a valid military purpose, and may include physical or psychological force, threats, or abusive or unjustified treatment that results in physical or mental harm. As shown in Figure 22, one-tenth of women who experienced and reported USC also experienced behavior(s) consistent with other negative outcomes, but did not meet follow-up criteria, and almost one-fifth experienced behaviors meeting follow-up criteria (the estimated rate of other negative outcomes).

²⁸ Because the *SAGR* assessment does not assess the relationship between the alleged perpetrator and the respondent to determine whether the behavior constitutes maltreatment, no definitive conclusions can be made regarding whether these alleged other negative behaviors are retaliatory or constitute maltreatment.

Figure 22.
Estimated Rates of Negative Outcomes as a Result of Reporting USC for USCGA Females²⁹



²⁹ Throughout this report, the term “experienced” is based on cadets’ perceptions of experiencing certain behaviors. It is not intended to convey an investigative or legal conclusion regarding the behaviors reported in the survey.

Chapter 3: Sex-Based Military Equal Opportunity (MEO)

Estimated Sexual Harassment and Gender Discrimination Rates

This section examines cadets' experiences of sex-based Military Equal Opportunity (MEO) violations. As described in Chapter 1, sex-based MEO violations are defined as behaviors prohibited by MEO policy that are committed by someone from the Academy. In the survey, students were asked about behaviors they may have experienced since June 2017 that may have been upsetting or offensive. To be included in the estimated prevalence rate for sex-based MEO violations, two requirements must have been met:

1. The student must have indicated that he or she experienced sexual harassment (which includes sexually hostile work environment or sexual *quid pro quo*) and/or gender discrimination behavior(s) since June 2017, and
2. The student must have indicated that he or she met at least one of the follow-up legal criteria for a sex-based MEO violation.³⁰

This section provides the estimated rates for sexual harassment, gender discrimination, and the overall sex-based MEO violations rate (a combination of sexual harassment and/or gender discrimination). The estimated rates are presented by gender and by class year and significant differences from 2016 are noted where applicable.³¹

Sexual Harassment

Sexual harassment includes two types of unwanted behaviors: sexually hostile work environment and sexual *quid pro quo*. Sexually hostile work environment is defined as unwelcome sexual experiences that are pervasive or severe so as to interfere with a person's work performance or creates a work environment that is intimidating, hostile, or offensive. Sexual *quid pro quo* behaviors are used to control, influence, or affect one's job, career, or pay. Instances of sexual *quid pro quo* include situations where job benefits or losses are conditioned on sexual cooperation. The estimated rate for sexual harassment includes those students who met criteria for sexually hostile work environment and/or sexual *quid pro quo*.

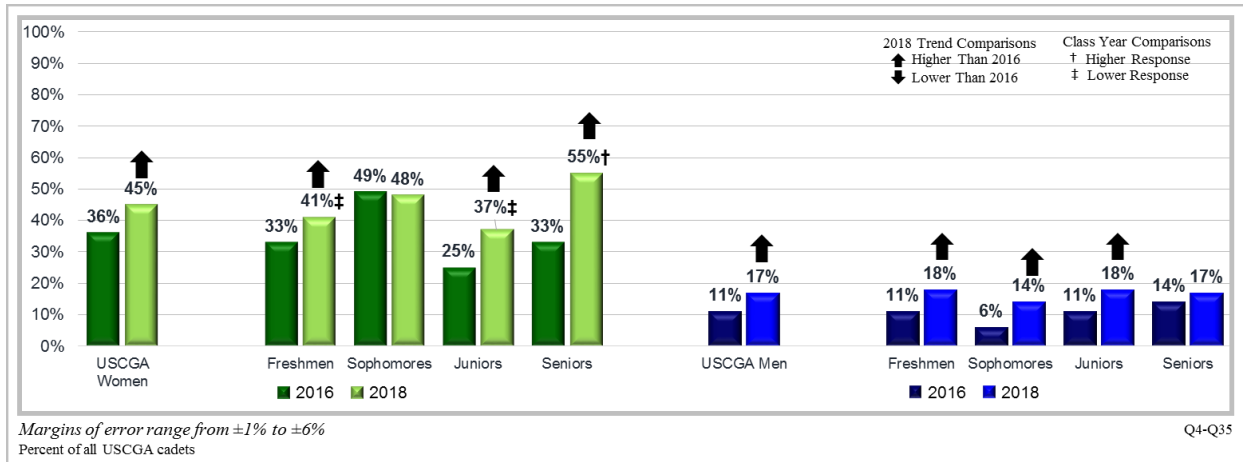
45% of USCGA women met criteria for sexual harassment, an increase from 2016 (Figure 23). Seniors were more likely to experience sexual harassment compared to women in other class years, which is an increase from 2016. However, juniors and freshmen were less likely to experience sexual harassment compared to women in other class years, although these rates increased from 2016.

³⁰ See Chapter 1 for details on the metric used and construction of estimated rates.

³¹ Measures of sexual harassment and gender discrimination were new in 2016; therefore, trends can only be made between 2018 and 2016.

17% of USCGA men met criteria for sexual harassment an increase from 2016. While 17% men were less exposed to these behaviors than women, prevalence for sexual harassment increased from 2016 juniors, sophomores, and freshmen.

Figure 23.
Estimated Sexual Harassment Rates for USCGA



Gender Discrimination

Gender discrimination is defined as behaviors or comments directed at someone because of his or her gender that harmed or limited his or her career. To be included in the estimated rate for gender discrimination, students must have indicated experiencing at least one of the behaviors below and endorsed a corresponding follow-up item:

- Heard someone say that someone of their gender is not as good as someone of the opposite gender as a future officer, or that someone of their gender should be prevented from becoming a future officer, and
 - The student thought this person’s beliefs about someone of his or her gender harmed or limited his or her cadet/midshipman career.
- Mistreated, ignored, excluded, or insulted the respondent because of his or her gender, and
 - The student thought this treatment harmed or limited his or her cadet/midshipman career.

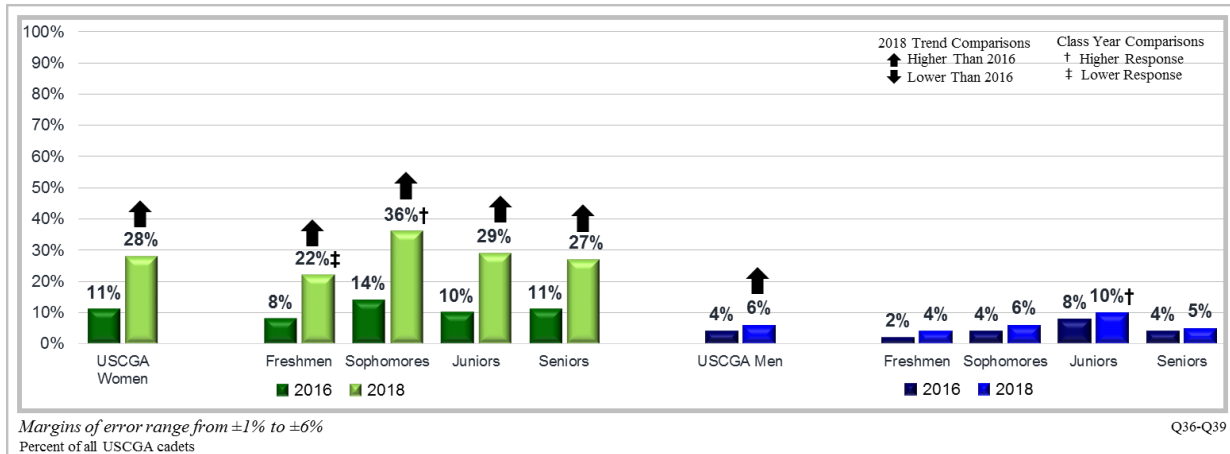
Of note, gender discrimination was less prevalent than sexual harassment. However, the proportional difference between men and women was similar to that of sexual harassment.

28% of USCGA women met criteria for gender discrimination, an increase from 2016 (Figure 24). Freshman women were less likely to experience gender discrimination

compared to women in other class years, whereas sophomores were more likely. Compared to 2016, rates of gender discrimination increased for women of all class years.

6% of USCGA men met criteria for gender discrimination, an increase from 2016. Junior men were more likely to experience gender discrimination compared to men in other class years.

Figure 24.
Estimated Gender Discrimination Rates for USCGA



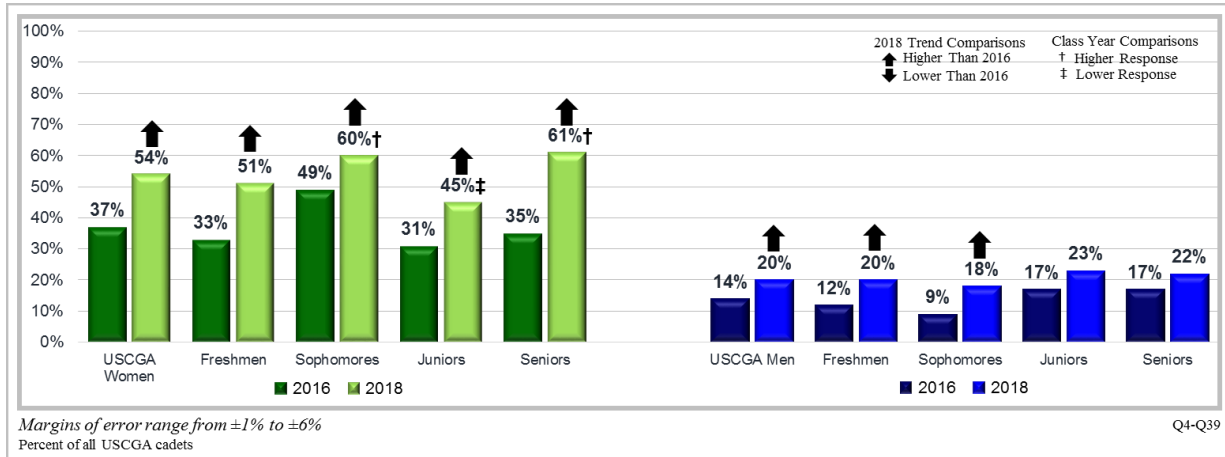
Sex-Based Military Equal Opportunity (MEO) Violations

Sex-based MEO violations are defined as having experienced at least one of the behaviors in line with sexual harassment (sexually hostile work environment and sexual *quid pro quo*) and/or gender discrimination, and meeting the legal requirements. Thus, the estimated sex-based MEO violation rate includes those who met the requirements for inclusion into sexual harassment and/or gender discrimination.

54% of USCGA women experienced sex-based MEO violations since June 2017, which statistically increased from 2016 (Figure 25). Sophomore and senior women were more likely to experience these violations compared to women in other class years, whereas junior women were less likely. However, rates of sex-based MEO violations increased from 2016 for women in all class years.

20% of USCGA men experienced sex-based MEO violations, which is an increase from 2016 (Figure 25). Sophomore and freshman men showed increased rates from 2016. There were no significant differences between class years.

Figure 25.
Estimated Sex-Based Military Equal Opportunity (MEO) Violation Rates for USCGA



MEO Violations and the Continuum of Harm

Although harmful on its own, sexual harassment is also related to sexual assault. Research has shown organizational tolerance of sexual harassment and related behavior is likely to create a permissive climate for USC to occur (Begany & Milburn, 2002; Turchik & Wilson, 2010). In addition, would-be offenders often work along a spectrum of behaviors, increasing in severity. This construct is known as the **continuum of harm**. Indeed, many types of violence (e.g., bullying, stalking, sexual harassment and sexual assault) are interconnected and often share causes, risks, and protective factors (e.g., Espelage, Low, Polanin, & Brown, 2013; Tjaden & Thoennes, 1998; Wilkins, Tsao, Hertz, Davis, & Klevens, 2014). Military-specific research also supports this connection between unwanted experiences, such as sexual harassment (both sexual *quid pro quo* and sexually hostile work environment) and a significant increase in likelihood of rape or sexual assault (Sadler et al., 2003; Cook et al., 2014; Severance, Klahr, & Coffey, 2016; Barry et al., 2017).

Results from the 2018 SAGR are at least partially consistent with the continuum of harm model. As described in the USC section of this chapter, about one-quarter of USCGA women who experienced USC said they experienced an unwanted behavior from the same alleged offender before the unwanted sexual contact (i.e., the alleged offender sexually harassed them before the situation, stalked them before the situation, or sexually assaulted them before the situation). In order to further examine the covariation of sexual harassment and USC, past-year rates of USC were compared between those who also experienced sexual harassment in the past year and those who did not (Figure 26). Note that in these analyses, unlike the one situation results described above, the unwanted behaviors may or may not have been committed by the same offender.

Figure 26.***Estimated Prevalence Rates of Unwanted Sexual Contact by Experience of Sexual Harassment for USCGA***

As seen in Figure 26, of USCGA women who experienced sexual harassment, nearly one-quarter (24.5%) indicated experiencing USC. This is compared to approximately one in 50 (2.8%) USCGA women who did not experience sexual harassment. Of USCGA men who experienced sexual harassment, the USC estimated prevalence rate was over one in five (16.8%). This is compared to the estimated prevalence rate of one in 100 (1.0%) for USCGA men who did not experience sexual harassment. These findings support the aforementioned continuum in that incidents of USC do not always occur in isolation of other unwanted behaviors.

One Situation of Potential MEO Violation With the Biggest Effect

To better understand the circumstances involved in their experience, the 54% of USCGA women and 20% of USCGA men who experienced sex-based MEO violations since June 2017 were asked to provide additional information in regards to what they considered to be the worst or most serious experience (hereafter referred to as “the one situation”). With this one situation in mind, students were asked to provide details regarding who was the alleged offender, where and in what context it occurred, and whether they discussed or reported this violation.

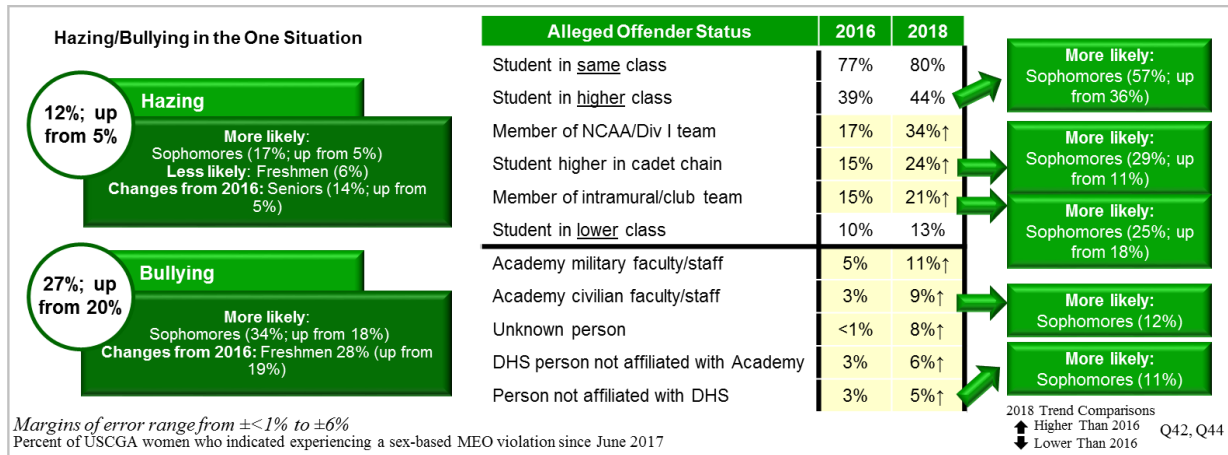
Context: Reported Demographics of the Alleged Offender(s) and Context of Sex-Based MEO Violation

As seen in Figure 27, the majority of women who experienced a sex-based MEO violation since June 2017 indicated the alleged offender was an Academy student, specifically in the same class year. Of note, compared to 2016, women were more likely to identify the alleged offender(s) as a member of a sports team (either NCAA or intramural) or as a student higher in the cadet chain of command. Increases were seen amongst all categories of persons other than cadets, including military faculty, civilian faculty, DHS personnel, and unknown persons, though alleged offenders were still overwhelming fellow students. Regarding differences between class years, sophomore women were the only class year to show significant differences, and were more likely than women of other class years to identify their alleged offender(s) as one of nearly half of the offender statuses listed.

More than one-quarter of women considered the experienced behaviors to be bullying while just over one-tenth considered them to be hazing, both of which increased from 2016. With regard to

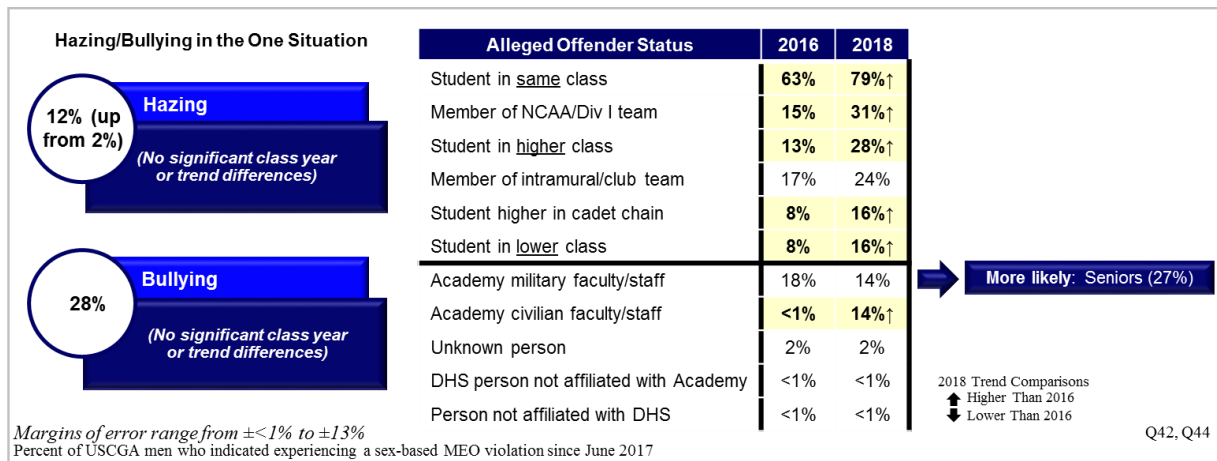
class year differences, sophomores were more likely than women in other class years to indicate their situation involved hazing (an increase from 2016), whereas freshmen were less likely. Sophomore women were also more likely than women in other class years to indicate their situation involved bullying (an increase from 2016).

Figure 27.
Details of the One Situation of Sex-Based MEO Violations for USCGA Women



As seen in Figure 28, estimates for men’s one situation echoed the experiences of women. The majority of men who experienced sex-based MEO violations in the past 12 months indicated the alleged offender was an Academy student, specifically in the same class year (an increase from 2016). Nearly all student categories saw increases in endorsement compared to 2016. The only class year difference found among alleged offender statuses was for senior men, who were more likely than men of other class years to identify their alleged offender(s) as Academy military faculty or staff.

Figure 28.
Details of the One Situation of Sex-Based MEO Violations for USCGA Men

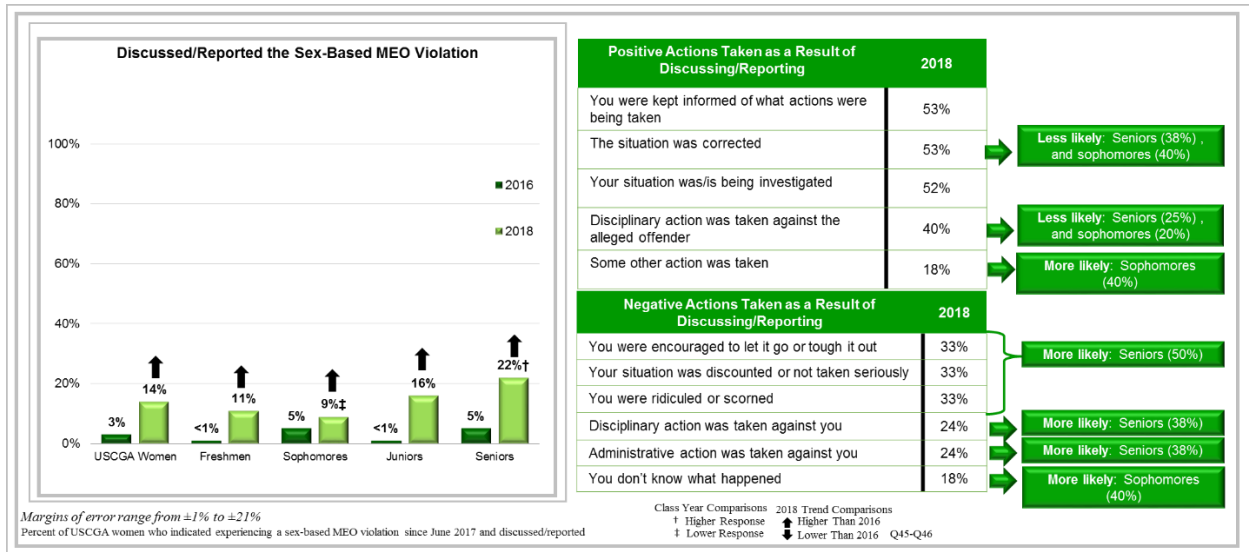


Discussing/Reporting of Sex-Based MEO Violations

Students who experience sex-based MEO violations have resources available to them should they want to discuss their situation with someone or officially report it. As seen in Figure 29, while a little less than one-fifth of women who experienced sex-based MEO violations since June 2017 indicated that they discussed or reported their experiences to an authority or organization, this represents a significant increase from 2016 overall and across all class years. From approximately 40% to just over half of women experienced various positive actions as a result of reporting their MEO violation. Senior and sophomore women were less likely than women of other class years to indicate their situation was corrected and/or disciplinary action was taken against the alleged offender.

Nearly one-quarter to one-third of women indicated experiencing various negative actions as a result of reporting or discussing their situation. Senior women were more likely than women in other class years to indicate they experienced negative actions as a result of discussing/reporting. Sophomore women were more likely to not know what happened with their report. Results for women in 2016 are not reportable, therefore trending analysis is unavailable. Results for men are not reportable.

Figure 29.
Discussing/Reporting the Sex-Based MEO Violation for USCGA Women



Reasons for Not Discussing/Reporting Sex-Based MEO Violations

Sex-based MEO violations often go unreported or are handled by the victim at the lowest interpersonal level, which is consistent with cadet training (Barry et al., 2017). Of the 54% of USCGA women and 20% of USCGA men who experienced a sex-based MEO violation, the vast majority (86% of women and 94% of men) chose not to discuss or report their experience. These students were asked why they chose not to discuss or report the situation and the top reason was they thought it was not important enough to report (under three-quarters of women and under

two-thirds of men; Figure 30 and Figure 31). The next most frequently endorsed reason for not reporting was taking care of the problem themselves by forgetting about it and moving on. The third most-endorsed reason for not reporting differed for men and women, where over half of women indicated they did not report because they did not want people talking or gossiping about them, and men asserted they did not report because they took care of the problem by avoiding the person who was harassing them. Of note, the least-endorsed behavior, at one-tenth of women and under one-tenth of men indicated that their choice to not discuss or report the situation was due to not knowing how to report, which increased for women since 2016. This potentially highlights the effectiveness of education efforts made by the Academy to ensure students know the appropriate methods to report sex-based MEO violations. Class year differences in reasons for not discussing or reporting the sex-based MEO violation are shown in Figure 30 and Figure 31.

Figure 30.
Reasons for Not Discussing/Reporting the Sex-Based MEO One Situation for USCGA Women

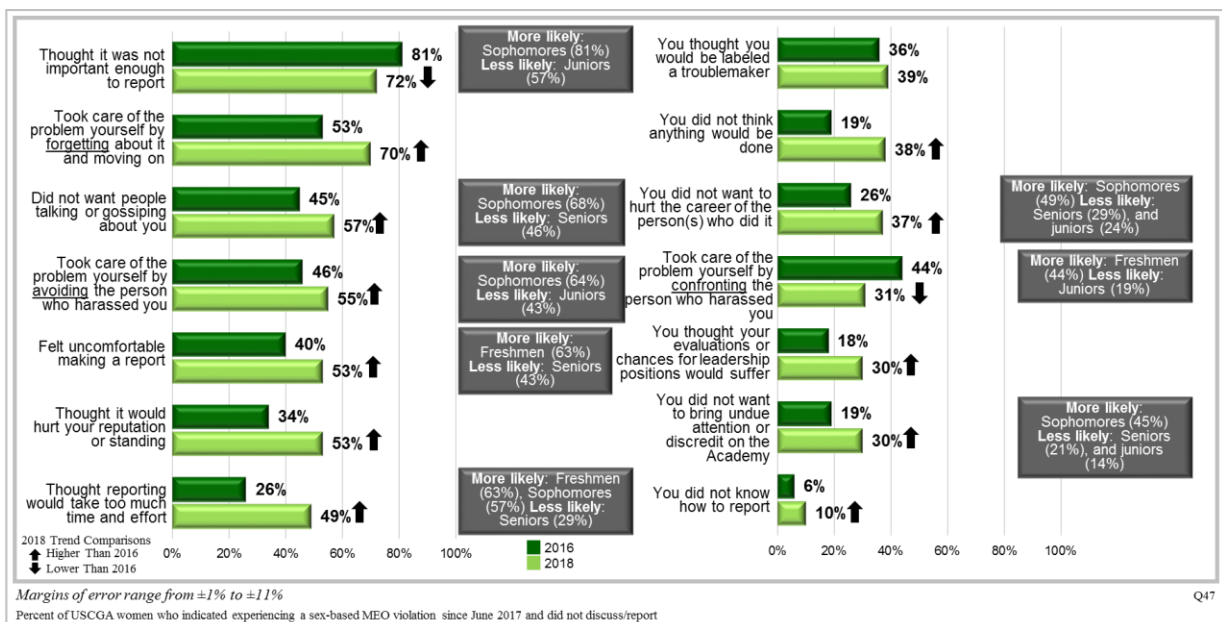
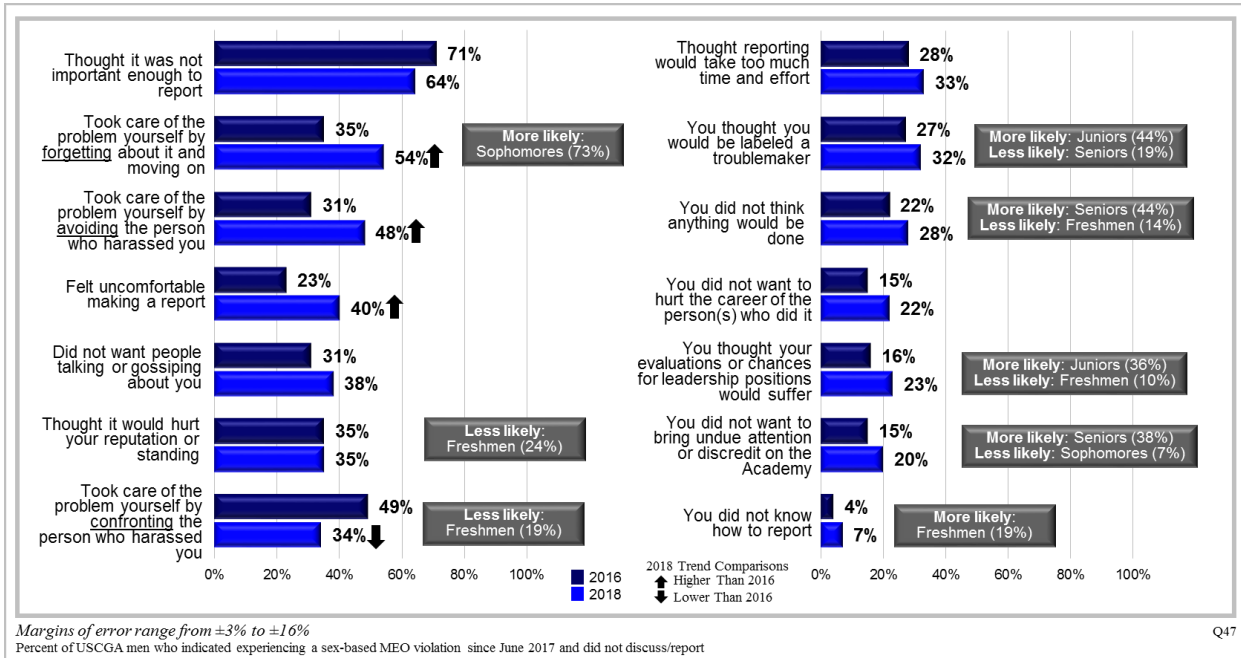


Figure 31.
Reasons for Not Discussing/Reporting the Sex-Based MEO One Situation for USCGA Men



Chapter 4: Academy Culture and Climate

Organizational culture is a set of shared cognitions, including values, behavioral norms and expectations, fundamental assumptions, and larger patterns of behavior (O'Reilly, Chatman, & Caldwell, 1991). Broadly, culture is the “way of doing business” that an institution follows on a regular basis, which may differ from officially stated policies and standards. Organizational culture involves the attitudes and actions of all members of each Academy’s community: leaders, faculty, staff, and fellow cadets/midshipmen. As such, it sets the environment or context for the implementation of policies and programs.

Research supports positive relationships between an organization’s environmental characteristics and incidents of sexual harassment and sexual assault. For example, Sadler et al. (2003) found strong evidence of environmental characteristics’ impact on sexual assault, including observing sexual acts in sleeping quarters and unwanted sexual advances, remarks, or pressure for dates in sleeping quarters. Relatedly, there is evidence for an association between cultural elements such as leadership tolerance for harassing behaviors and equal employment opportunity climate, and frequency of sexual harassment (Fitzgerald, Drasgow, & Magley, 1999; Newell, Rosenfeld, & Culbertson, 1995; Williams, Fitzgerald, & Drasgow, 1999). The cross-sectional nature of the data in these studies does not permit conclusions about causation, yet the studies provide preliminary evidence that cultural elements significantly relate to sexual harassment in the military, evidence that is supported by findings in the civilian literature.

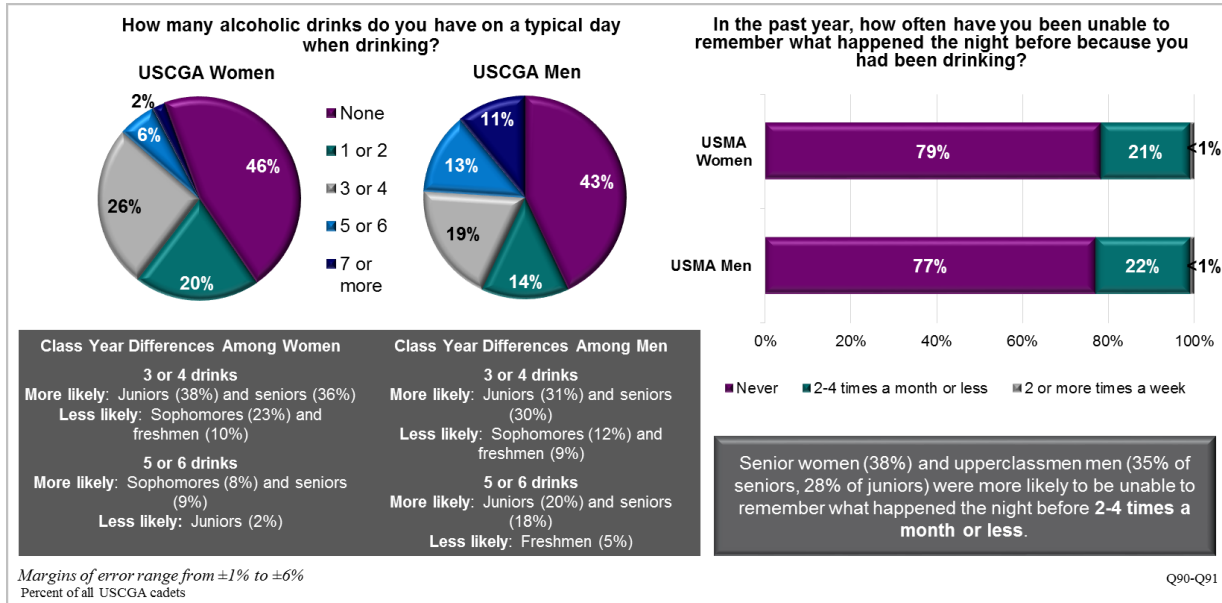
The following section addresses general culture at the Academy, touching on topics pertinent to cadet life and gender relations, such as cadet alcohol use, bystander intervention, and student perceptions of gender-related trainings. This section also assesses cadet perceptions of Academy leadership and cadet trust in the institution relating to sexual assault.

Cadet Alcohol Use

In addition to its relationship with sexual assault and sexual harassment, alcohol use by cadets in general is of interest in order to provide a snapshot of cadet health with regard to alcohol. Cadets were asked about their drinking frequency as well as alcohol-induced memory impairment. Trending data are not available as these items were introduced in 2018.

The majority of male and female cadets indicated at least minor alcohol consumption, with more than one-quarter of women and just under one-fifth of men consuming moderate amounts of alcohol (three to four drinks) on a typical day when drinking (Figure 32). Under one-tenth of women and just under one-quarter of men reported they generally have five or more drinks when drinking. Sophomore and junior women and junior and senior men were more likely to drink five or more drinks when drinking. For both men and women, when asked about how often cadets were unable to remember what happened the night before because they had been drinking, less than 1% indicated two or more times a week, however slightly more than one-fifth of both men and women indicated they were unable to remember what happened the night before two to four times a month during the past year, with upperclassmen men and senior women more likely to indicate.

Figure 32.
Alcohol Use Among USCGA Cadets

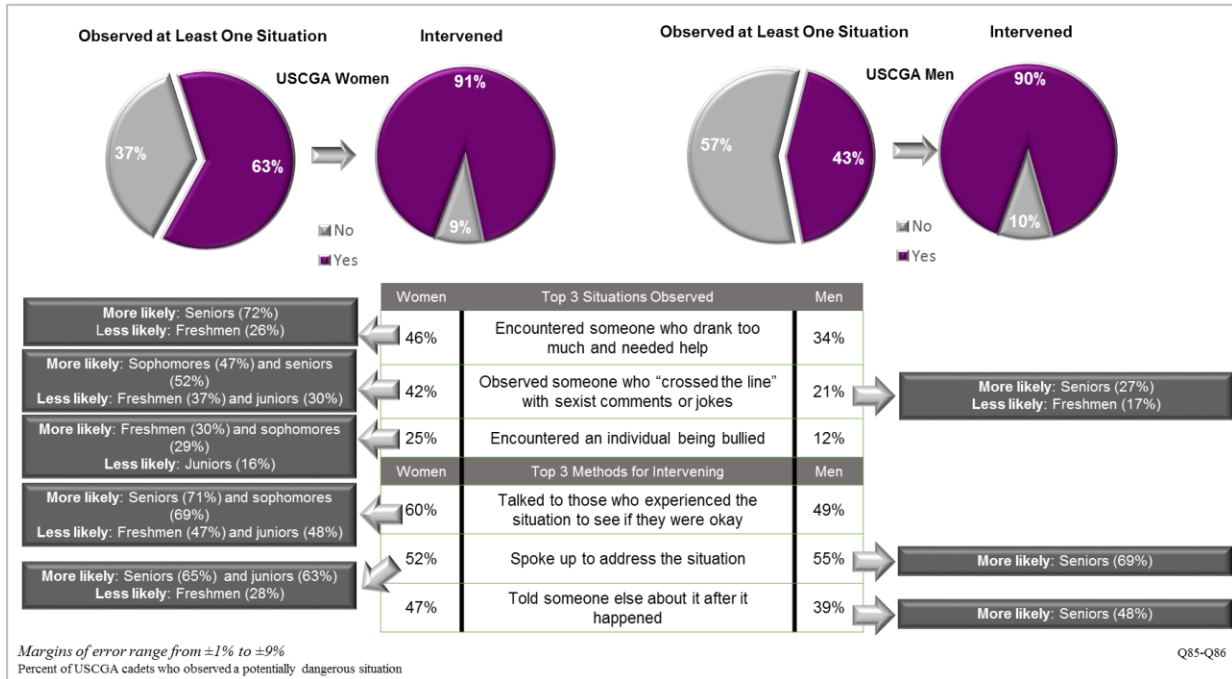


Bystander Intervention

One aspect of sexual assault prevention is to encourage students to be active observers and intervene if they see a risky situation or unwanted behaviors occurring to someone else. To measure to what degree opportunities to intervene arise, students were asked if they had observed situations in which potential unwanted behaviors were occurring or could occur. If they indicated they had observed any of the situations, they were asked how they responded to those situation(s). The items were new in 2018, and therefore no trends are reportable.

As seen in Figure 33, overall, nearly two-thirds of women and more than two-fifths of men observed at least one potentially risky situation in the past 12 months. Both men and women indicated the top three risky situations they observed were encountering someone who drank too much and needed help, observing someone making sexist comments or telling jokes that crossed the line, and/or encountering an individual being bullied. Although many USCGA cadets observed at least one risky situation, the large majority intervened in some way. Specifically, more than half of men and women spoke up to address the situation, more than three-fifths of women and nearly half of men talked to those who experienced the situation to see if they were okay, nearly half of women and nearly two-fifths of men told someone else about it after it happened. Around one-tenth of USCGA cadets who witnessed a risky situation took no action to intervene. Junior men and women and senior women were more likely to intervene than other class years.

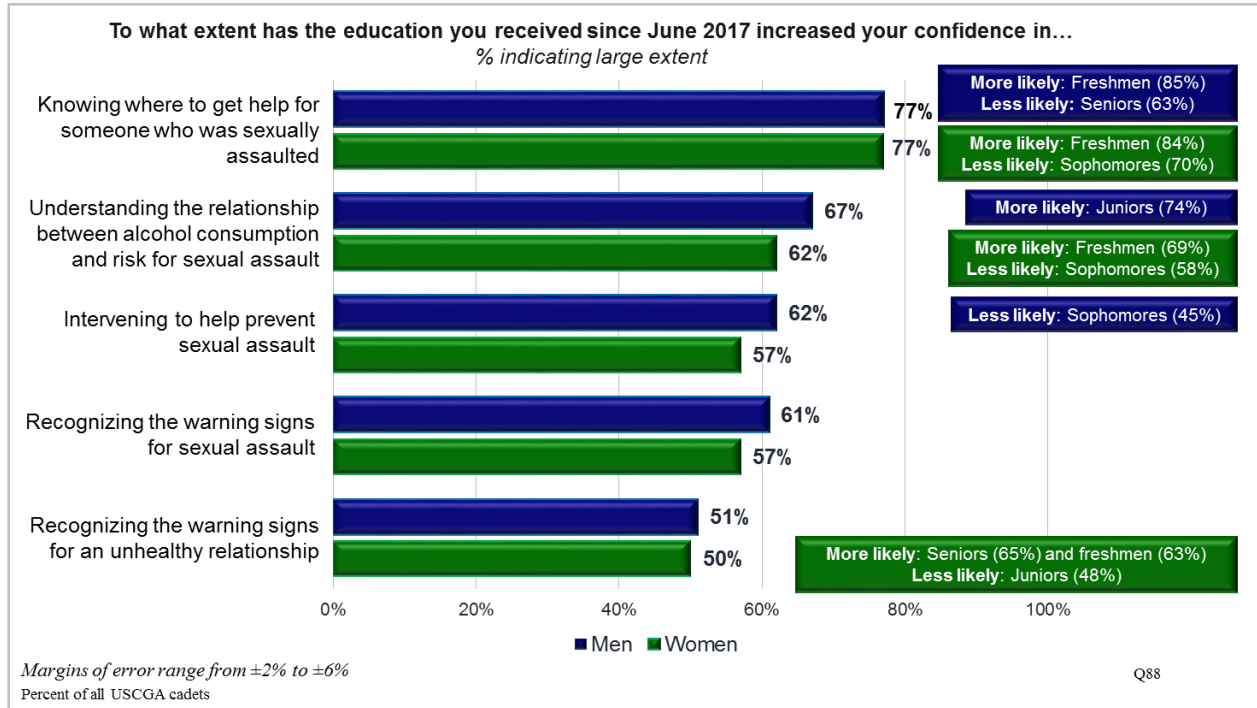
Figure 33.
Bystander Intervention for USCGA Cadets



Gender Relations Education

USCGA men and women were asked to what extent the education they received since June 2017 increased their confidence in a variety of gender-related topic areas. These items were new in 2018, and therefore trends to 2016 are not available. The gender-related education at USCGA appears to be effective in teaching cadets about topics surrounding USC as very few students indicated their education did not at all increase their confidence, though there is room for improvement (Figure 34). Freshman women and men were more likely to indicate training increased their confidence in knowing where to get help for someone who was sexually assaulted to a large extent, while sophomore women and senior men were less likely. Junior men and freshmen women were more likely to better understand the relationship between alcohol consumption and risk for sexual assault, while sophomore women were less likely. Senior and freshmen women were more likely to better recognize the warning signs for sexual assault, while juniors were less likely than other class years. Finally, sophomore men were less likely than men of other class years to indicate their education increased their confidence regarding recognizing the warning signs for an unhealthy relationship.

Figure 34.
Gender Relations Education for USCGA Cadets

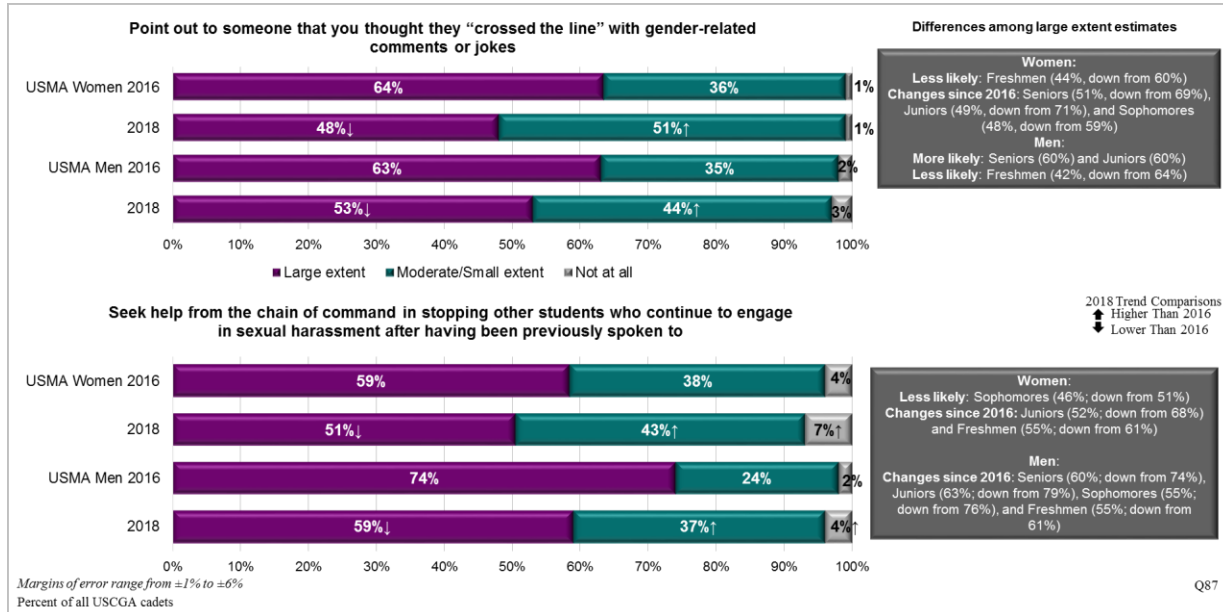


Willingness to Stop Sexual Harassment

As discussed with regard to bystander intervention, for the Academy encourages students to be active observers and step in if they see any unwanted behaviors occurring to someone else; however behaviors in line with potential sexual harassment may be difficult for students to identify, or students may not feel confident in intervening to stop the behavior (Barry, et.al. 2017). Both men and women were less willing to a large extent to point out to someone that they thought they “crossed the line” with gender-related comments or jokes, but were more likely to point these behaviors out to a moderate or small extent compared to 2016 (Figure 35). Generally, upperclassmen men were more willing to point out unwanted behaviors to a large extent, whereas freshmen men and women were less likely.

Similarly, men and women were less likely to seek help from the chain of command in stopping other students who continue to engage in sexual harassment to a large extent and more likely to seek help to a moderate extent. Although the majority of men and women indicated a willingness to seek help from the chain of command, the small minority of men and women who were not at all willing to seek help increased compared to 2016. Sophomore women were less likely than other class years to seek help from the chain of command to stop other students engaging in sexual harassment to a large extent.

Figure 35.
Willingness to Stop Sexual Harassment for USCGA Cadets



Individuals’ Efforts to Stop Sexual Assault and Sexual Harassment

USCGA men and women were asked about their perceptions of individual’s efforts at the Academy regarding the prevention and response to sexual harassment and sexual assault. Academy senior leadership were rated as the most trusted to make honest and reasonable efforts to stop sexual assault and sexual harassment, namely Academy senior leadership, commissioned officers, non-commissioned officers (NCOs) directly in charge of units, and military/uniformed academic faculty (Table 2). However, men and women’s positive perception of Academy senior leadership and commissioned officers decreased significantly from 2016. Conversely, trust in civilian academic faculty and some athletic staff, namely club coaches and trainers and intercollegiate officer representatives and advisors increased from 2016.

In contrast, students perceived fellow cadets who are not in leadership positions as amongst the least likely to make honest and reasonable prevention efforts. This perception was true for both men and women, and decreased for women from 2016. Examining class year differences, freshmen women were more likely to indicate that nearly all entities asked about made efforts to a large extent, with the exception of cadets not in leadership positions which decreased from 2016. Additionally, senior and junior women and men tended to be less likely to trust many individuals to a large extent across several items.

Table 2.
Individuals' Efforts to Stop Sexual Assault and Sexual Harassment to a Large Extent

KEY: Higher Response Lower Response ↑ Higher Than 2016 ↓ Lower Than 2016		USCGA Women	Freshman	Sophomore	Junior	Senior	USCGA Men	Freshman	Sophomore	Junior	Senior
		Academy senior leadership (for example, Superintendent, Commandant, Vice/Deputy Commandant, Dean)	2018	62↓	74	60↓	61↓	54↓	76↓	82↓	72↓
	2016	80	75	84	86	78	86	88	86	85	87
Commissioned officers directly in charge of unit	2018	62↓	70	63↓	57↓	59	76↓	75↓	80↑	71↓	79
	2016	68	68	67	69	67	80	86	72	81	82
Non-commissioned officers or senior/chief petty officers directly in charge of unit	2018	62	73↑	61↓	54↓	58	81	79↓	86↑	77	82
	2016	64	59	68	63	65	80	85	70	79	84
Military/uniformed academic faculty	2018	53	64↑	52	52	43↓	66↓	70	66	65	60↓
	2016	54	53	53	53	59	69	67	66	71	76
Civilian academic faculty	2018	50↑	57↑	46↑	48	46↓	58	57	62↑	56	56↓
	2016	46	47	41	40	58	58	62	52	55	63
Club team officer representatives/advisors	2018	42	48↑	41	38	38	59	61	62↑	54	58
	2016	39	38	38	37	47	56	55	49	58	63
Intercollegiate (NCAA/Division I) officer representatives/advisors	2018	43↑	51↑	43↑	39	39	58	59	64↑	54	54
	2016	39	41	34	38	48	57	58	50	58	61
Club team coaches and trainers	2018	43↑	48↑	45↑	40	37	57	56	58	53	59
	2016	37	37	36	36	41	54	50	51	55	61
Intercollegiate (NCAA/Division I) coaches and trainers	2018	41	51↑	42	35	36↓	58	58	66↑	56	49↓
	2016	41	44	40	32	48	55	55	49	57	60
Physical education instructors	2018	46	56	44↑	46	34↓	61	65↑	62↑	60	53↓
	2016	43	52	35	39	47	58	57	54	58	63
Intramural officer representatives/advisors	2018	40	49↑	37	33	40	59↑	62↑	65↑	52	53↓
	2016	37	38	35	37	41	55	51	47	58	65
Intramural coaches and trainers	2018	38	46↑	38	26↓	39	59↑	61↑	63↑	54	54↓
	2016	38	38	34	38	46	54	52	45	58	64
Cadet/midshipman leaders	2018	42	48	45	39	35↓	56↓	60↓	51	56↓	52↓
	2016	43	43	41	44	47	64	69	58	68	62
Cadets/midshipmen not in appointed leadership positions	2018	31↓	29↓	36↑	36	26↓	51	56	44	54	51
	2016	35	36	28	33	47	53	55	46	56	56

Note. Q92. Percent of all USCGA cadets. Margins of error range from ±2% to ±7.

Perceptions of Culture at USCGA

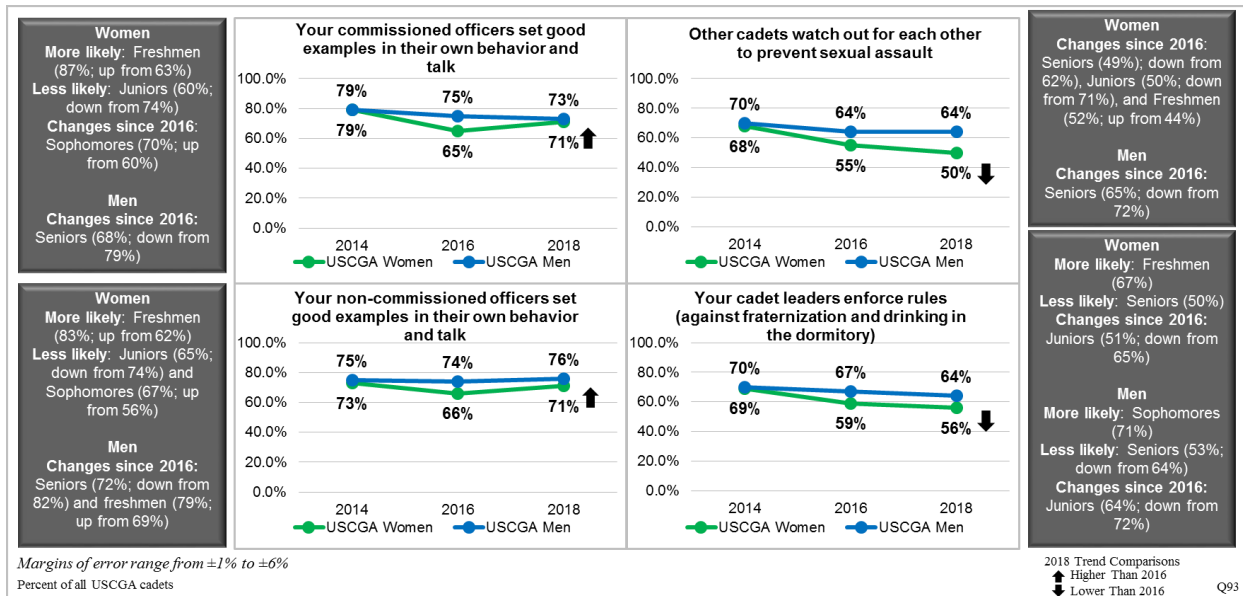
The following section will address cadets' perceptions of culture at the Academy, namely perceptions of leadership, perceived deterrents of reporting sexual assault, and prevalence of rape myths. Generally, women reported they perceived other cadets more negatively, and both men

and women perceived greater barriers to reporting sexual assault and believed rape myths more often compared to 2016.

Perceptions of USCGA Leadership and Cadets Setting Good Examples to a Large Extent

The majority of cadets indicated that there was a generally healthy culture at USCGA. Specifically, around three-quarters indicated that commissioned officers and non-commissioned officers (NCOs) set good examples in their own behaviors to a large extent, which both increased for women from 2016. Freshmen women were more likely than women in other class years to indicate that commissioned and NCOs set good examples, while junior women were less likely for both. Additionally, sophomore women were less likely to indicate NCOs set good examples. Approximately half of women and almost two-thirds of men reported that they believe cadets watch out for each other to prevent sexual assault and/or cadet leaders enforce rules to a large extent (Figure 36), where both decreased for women. Male and female seniors believed that cadets enforce rules less often than other class years, while freshmen women and sophomore men believed more often than other class years.

Figure 36.
Perceptions of USCGA Leadership and Cadets Setting Good Examples to a Large Extent

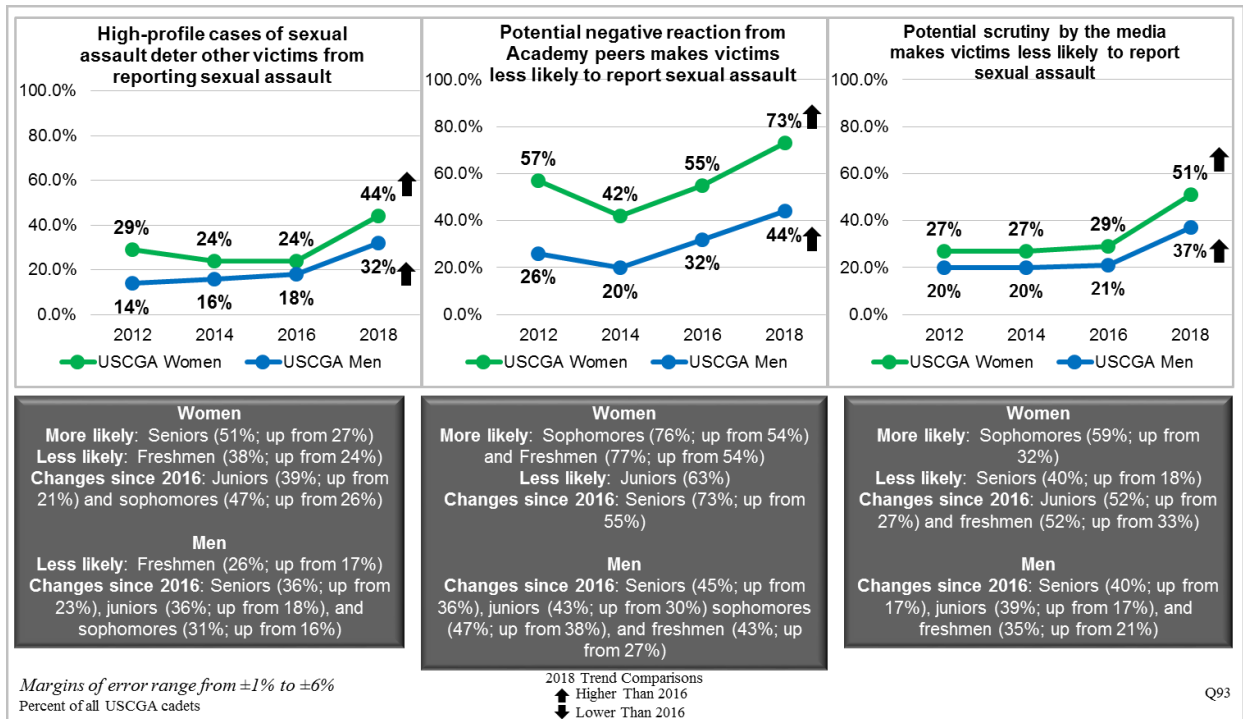


Deterrents to Reporting Sexual Assault

As discussed above, the majority of cadets who experienced USC did not report the incident, specifically 92% of men and 70% of women. The large proportions of those who did not report suggest the presence of substantial barriers to reporting. It is imperative to understand the reasons why individuals choose not to report these incidents in order to minimize or remove these barriers.

Just less than three-quarters to a little less than half of women indicated that reporting sexual assault was deterred by negative reactions from peers, media scrutiny, and high-profile cases to a large extent (Figure 37). Fewer men agreed with more than two-fifths to slightly less than one-third of men claiming these phenomena deterred reporting to a large extent. Estimates increased for both men and women across all three items from 2016. Women in all class years and men in all class years, besides sophomore men for media scrutiny and junior women regarding negative reaction from peers, endorsed these items more often compared to 2016. For women, seniors were more likely than women in other class years to believe high-profile cases of sexual assault deter other victims from reporting, and freshmen women were less likely. Freshmen and sophomore women were more likely than other class years to indicate that negative reactions from Academy peers make victims less likely to report to a large extent, while junior women were less likely. Sophomore women were also more likely than women in other class years to believe scrutiny by the media makes victims less likely to report to a large extent, but senior women were less likely. For men, freshmen were less likely than men in other class years to believe high-profile cases of sexual assault deter other victims from reporting to a large extent. However, there were no other differences by class year for men.

Figure 37.
Deterrents to Reporting Sexual Assault for USCGA Cadets



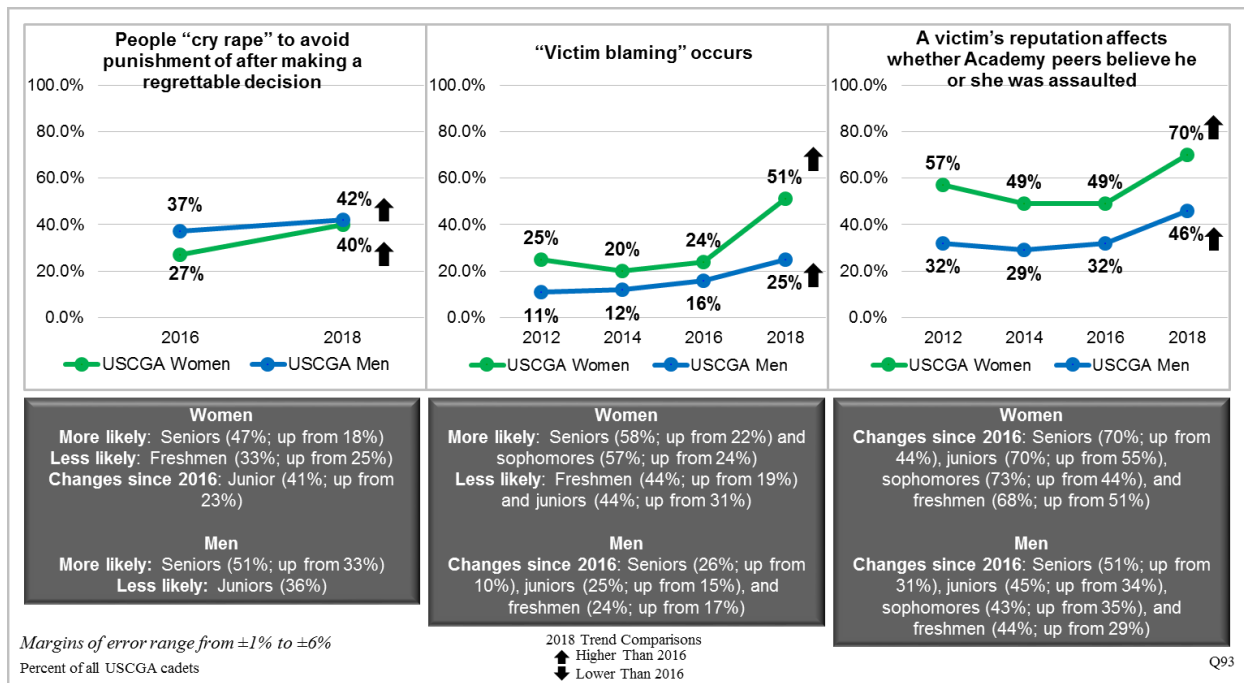
Rape Myths and Victim Blaming Occur at the Academy

Rape myths are negative beliefs held by individuals surrounding many aspects of sexual assault and how victims’ experiences are perceived. Cadets were asked about three major concepts of rape myths: victim blaming, “crying rape” to avoid punishment for another incidental behavior,

and the reputation of the victim impacting how they are believed. Many of these factors potentially contribute to reluctance to report and create a hostile environment for sexual assault prevention efforts.

Overall, cadet beliefs regarding whether rape myths and “victim blaming” occur at the Academy to a large extent appear to be increasing; more than half of women indicated that “victim blaming” occurs to a large extent and nearly three-quarters indicated that a victim’s reputation affects whether the victim is believed (Figure 38). There was also an increase in the proportion of USCGA men indicating that these issues occur to a large extent compared to 2016, but to a lesser degree than women. One-quarter to almost half of men indicated these issues happened to a large extent. Of note, a comparable proportion of men and women claimed that people “cry rape” after making a regrettable decision to a large extent, approximately two-fifths, with an increase for both since 2016.

Figure 38.
Perceptions of Rape Myths and Victim Blaming Occur at USCGA to a Large Extent

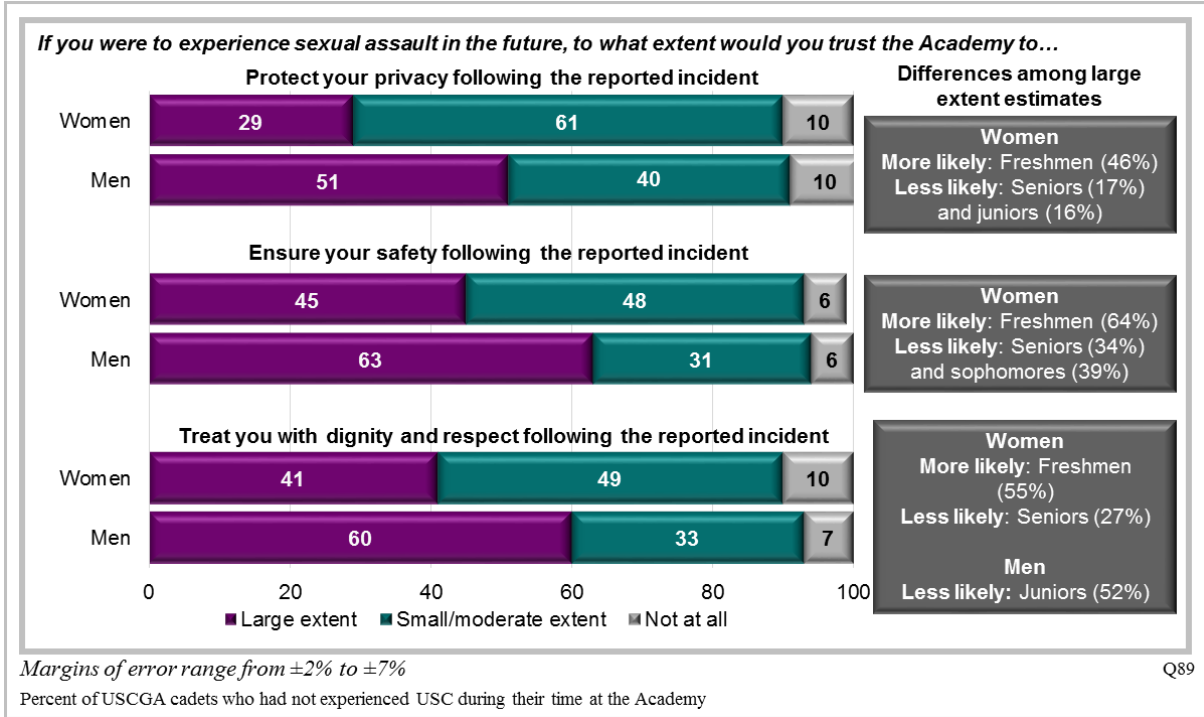


Trust in the Academy

The vast majority of USCGA men and women indicated having some level of trust, either a moderate/small or large amount, that the Academy would protect their privacy, ensure their safety, and treat them with dignity and respect following a reported sexual assault incident (Figure 39). However, this varied significantly by gender. Despite about one-third to more than two-fifths of women endorsing these items to a great extent, they were much less likely than men to indicate trusting the Academy, who ranged from slightly more than half to more than three-fifths. Additionally, freshman women were significantly more likely to indicate they trusted the Academy to a large extent compared other class years, while senior women were less likely by a

large margin for all three items. This suggests that trust may decrease the longer that a cadet spends at the academy. These items were new in 2018.

Figure 39.
Trust in the Academy for USCGA Cadets



References

- Barry, A., Debus, J., Harper, E., Klauberg, W., Namrow, N., & Peebles, H. (2017). 2017 Service Academy Gender Relations Focus Groups. (Report No. 2017-039). Alexandria, VA: OPA.
- Begany, J. J., & Milburn, M. A. (2002). Psychological predictors of sexual harassment: Authoritarianism, hostile sexism, and rape myths. *Psychology of Men & Masculinity*, 3, 119-126.
- Cook, P., Van Winkle, E., Namrow, N., Hurley, M., Pflieger, J., Davis, E, Rock, L, Schneider, J. (2014). 2014 Service Academy Gender Relations Survey Overview Report. (Report No. 2014-016). Alexandria, VA: DMDC.
- Department of Defense. (2015a). Initiatives to address sexual assault prevention and response and retaliation associated with reporting crime. Retrieved from http://sapr.mil/public/docs/reports/FY14_Annual/FY14_Annual_Report_SecDef_Memo_Initiatives.pdf.
- Department of Defense. (2015b). Department of Defense Military Equal Opportunity (MEO) Program (DoD Directive 1350.2, Change 2). Washington, DC.
- Espelage, D. L., Low, S., Polanin, J. R., & Brown, E. C. (2013). The impact of a middle school program to reduce aggression, victimization, and sexual violence. *Journal of Adolescent Health*, 53, 180–186.
- Fisher, B. S., & Cullen, F. T. (2000). Measuring the sexual victimization of women: Evolution, current controversies and future research. *Measurement and Analysis of Crime and Justice*, 4, 317–390.
- Fitzgerald, L. F., Drasgow, F., & Magley, V. J. (1999). Sexual harassment in the armed forces: A test of an integrated model. *Military Psychology*, 11, 329–343.
- Gaskell, G. D., Wright, D. B., & O’Muirheartaigh, C. O. (2000). Telescoping of landmark events. *Public Opinion Quarterly*, 64, 77-89.
- Government Accountability Office (2010). Quality of DOD Status of Forces Surveys Could Be Improved by Performing Nonresponse Analysis of the Results. Retrieved from <http://www.gao.gov/products/GAO-10-751R>.
- Morrall, A. R., Gore, K .L., & Schell, T. L. (Eds.). (2014). Sexual assault and sexual harassment in the U.S. military: Volume 1. Design of the 2014 RAND military workplace study. Santa Monica, CA: RAND Corporation.
- NCVS, 2016. Department of Justice, Office of Justice Programs, Bureau of Justice Statistics, National Crime Victimization Survey, 2010-2014 (2015).
- Newell, C. E., Rosenfeld, P., & Culbertson, A. L. (1995). Sexual harassment experiences and equal opportunity perceptions of Navy women. *Sex Roles*, 32, 159-168.

- O'Reilly, C.A., Chatman, J., & Caldwell, D.F. (1991). People and organizational culture: A profile comparison approach to person-organization fit. *Academy of Management Journal*, 34, 487-516.
- Office of People Analytics. (2019). 2018 Service Academy Gender Relations Survey: Statistical Methodology Report.. (Report No. 2018-070). Alexandria, VA: OPA.
- Research Triangle Institute, Inc. (2013). SUDAAN® User's Manual, Release 11.1.0. Cary, NC: Author.
- Sadler, A. G., Booth, B. M., Cook, B. L., & Doebbeling, B. N. (2003). Factors associated with women's risk of rape in the military environment. *American Journal of Industrial Medicine*, 43, 262–273.
- Severance, L., Klahr, A. M., & Coffey, M. (2016). Analysis on the Continuum of Harm. In E. P. Van Winkle, L. Rock, & M. M. Hurley (Eds.), 2015 Workplace and Gender Relations Survey of Reserve Component Members Overview Report. (Report No. 2016-006). Alexandria, VA: DMDC.
- Tjaden, P., & Thoennes, P. (1998). Stalking in America: Findings from the National Violence Against Women Survey, Research in brief. (National Institutes of Justice Publication No. NCJ 169592). Retrieved from <https://www.ncjrs.gov/pdffiles/169592.pdf>
- Turchik, J. A., & Wilson, S. M. (2010). Sexual assault in the U.S. military: A review of the literature and recommendations for the future. *Aggression and Violent Behavior*, 15, 267-277.
- Wilkins, N., Tsao, B., Hertz, M., Davis, R., & Klevens, J. (2014). Connecting the Dots: An Overview of the Links Among Multiple Forms of Violence. Atlanta, GA: National Center for Injury Prevention and Control, Centers for Disease Control and Prevention Oakland, CA: Prevention Institute.
- Williams, J. H., Fitzgerald, L. F., & Drasgow, F. (1999). The effects of organizational practices on sexual harassment and individual outcomes in the military. *Military Psychology*, 11, 303-328.

Appendix A. Survey Instrument

DATA
DRIVEN
SOLUTIONS
FOR
DECISION
MAKERS



RCS: DD-P&R(AR) 2198
Exp: 3/28/2020

2018 Service Academy Gender Relations Survey

PRIVACY ADVISORY

This survey is anonymous, does not collect or use personally identifiable information, and responses are not retrievable by personal identifier. In order to better protect your privacy, do not include information that may identify you or others when completing write-in responses. The purpose of this survey is to solicit information to identify and assess gender issues and discrimination among cadets/midshipmen at the Service Academies and to evaluate the effectiveness of each Service Academy's sexual assault/harassment policies, training, and procedures. Your responses will be aggregated and will provide senior Department of Defense officials (for the Department of Homeland Security, or Department of Transportation officials, those survey results will be aggregated separately) a benchmark to track reported sexual assault/harassment trends over time. These aggregated results will also be reported to Congress. Completing this survey is voluntary. There will be no attempt to trace responses back to the respondent. There is no penalty for not responding or skipping questions; however, maximum participation is encouraged so that the data will be complete and representative. Because the survey is anonymous, no individual situation can be addressed. Please avoid putting *any* identifying information in your responses. This is not the vehicle to report something that requires further attention or action by Academy officials.

Statement of Risk: The data collection procedures are not expected to involve any risk or discomfort to you. The only risk to you is accidental or unintentional disclosure of any identifying data you provide. However, OPA has a number of policies and procedures to ensure that survey data are kept anonymous and protected, to the extent provided by law. If you have any questions about this survey, please contact SA-Survey@mail.mil.

Authority to Survey: The John Warner National Defense Authorization Act for Fiscal Year 2007, Section 532 requires annual assessments of gender-related issues at the Military Service Academies (10 USC 481). DoD Service Academies are surveyed per DoDI 6495.02, Sexual Assault Prevention and Response (SAPR) Program Procedures. Preparatory Schools are covered under 32 CFR Part 217. USCGA officials requested the Coast Guard be included, beginning in 2008, in order to evaluate and improve their programs addressing sexual assault and sexual harassment. Beginning in 2012, at the request of the U.S. Merchant Marine Academy (USMMA), USMMA officials contracted with OPA to include USMMA in the Service Academy Gender Relations Survey and Focus Group efforts. Results for the USMMA are reported separately from the DoD.

COMPLETION INSTRUCTIONS

- Please take your time and select answers you believe are most appropriate.
 - Please PRINT where applicable. Do not make any marks outside of the response and write-in boxes.
 - If you need more room for comments, use the back page or ask a survey proctor for a blank piece of paper.
 - Place an "X" in the appropriate box or boxes.
- RIGHT WRONG
-
- To change an answer, completely black out the wrong answer and put an "X" in the correct box as shown below.

CORRECT ANSWER INCORRECT ANSWER

BACKGROUND INFORMATION

1. Which Service Academy/Preparatory School do you attend?

- United States Military Academy
- United States Military Academy Preparatory School
- United States Naval Academy
- United States Naval Academy Preparatory School
- United States Air Force Academy
- CHIPS Participant
- United States Air Force Academy Preparatory School
- United States Coast Guard Academy
- United States Merchant Marine Academy

2. Are you...?

- Male Female

3. What is your Class year (the year you will graduate from the Academy)?

- 2018 2020
- 2019 2021
- 2022 (Preparatory School only)

GENDER-RELATED EXPERIENCES

In this section, you will be asked about several things that someone from your Academy might have done to you that were upsetting or offensive to you and that happened since June 2017.

When the questions say “someone from your Academy,” please include any person you have contact with as part of your Academy life. “Someone from your Academy” could be an officer or non-commissioned officer, fellow cadet or midshipman, civilian employee, or contractor. These persons can be Academy leadership, faculty, athletic department personnel, or support service staff. These things may have occurred on- or off-duty or on- or off-campus. Please include them as long as the person who did them to you was someone from your Academy.

4. Since June 2017, did someone from your Academy repeatedly tell sexual “jokes” that made you uncomfortable, angry, or upset?

- Yes
- No ⇒ GO TO Q7

5. Did they continue this unwanted behavior after they knew that you or someone else wanted them to stop?

- Yes
- Not applicable, they did not know I or someone else wanted them to stop
- No

6. Do you think this was ever severe enough that most cadets/midshipmen at your Academy would have been offended by these jokes if they had heard them? If you aren't sure, choose the best answer.

- Yes
- No

7. Since June 2017, did someone from your Academy embarrass, anger, or upset you by repeatedly suggesting that you do not act like a cadet/midshipman of your gender is supposed to? For example, by calling you a dyke or butch (if you are a woman), or by calling you a woman, a fag, or gay (if you are a man).

- Yes
- No ⇒ GO TO Q10

8. Did they continue this unwanted behavior after they knew that you or someone else wanted them to stop?

- Yes
- Not applicable, they did not know I or someone else wanted them to stop
- No

9. Do you think this was ever severe enough that most cadets/midshipmen at your Academy would have been offended if someone had said these things to them? If you aren't sure, choose the best answer.

- Yes
- No

10. Since June 2017, did someone from your Academy display, show, or send sexually explicit materials like pictures or videos that made you uncomfortable, angry, or upset?

- Yes
- No ⇒ GO TO Q13

11. Did they continue this unwanted behavior after they knew that you or someone else wanted them to stop?

- Yes
- Not applicable, they did not know I or someone else wanted them to stop
- No

12. Do you think this was ever severe enough that most cadets/midshipmen at your Academy would have been offended by seeing these sexually explicit materials? If you aren't sure, choose the best answer.

- Yes
- No

13. Since June 2017, did someone from your Academy repeatedly tell you about their sexual activities or make sexual gestures/body movements (for example, thrusting their pelvis or grabbing their crotch) in a way that made you uncomfortable, angry, or upset?

- Yes No ⇒ GO TO Q16

14. Did they continue this unwanted behavior after they knew that you or someone else wanted them to stop?

- Yes
 Not applicable, they did not know I or someone else wanted them to stop
 No

15. Do you think this was ever severe enough that most cadets/midshipmen at your Academy would have been offended by hearing about these sexual activities or by having someone make sexual gestures/body movements (for example, thrusting their pelvis or grabbing their crotch)? If you aren't sure, choose the best answer.

- Yes No

16. Since June 2017, did someone from your Academy repeatedly ask you questions about your sex life or sexual interests that made you uncomfortable, angry, or upset?

- Yes No ⇒ GO TO Q19

17. Did they continue this unwanted behavior after they knew that you or someone else wanted them to stop?

- Yes
 Not applicable, they did not know I or someone else wanted them to stop
 No

18. Do you think this was ever severe enough that most cadets/midshipmen at your Academy would have been offended if they had been asked these questions? If you aren't sure, choose the best answer.

- Yes No

19. Since June 2017, did someone from your Academy make repeated sexual comments about your appearance or body that made you uncomfortable, angry, or upset?

- Yes No ⇒ GO TO Q22

Continue to next column

20. Did they continue this unwanted behavior after they knew that you or someone else wanted them to stop?

- Yes
 Not applicable, they did not know I or someone else wanted them to stop
 No

21. Do you think this was ever severe enough that most cadets/midshipmen at your Academy would have been offended if these remarks had been directed to them? If you aren't sure, choose the best answer.

- Yes No

22. Since June 2017, did someone from your Academy either take or share sexually suggestive pictures or videos of you when you did not want them to?

- Yes No ⇒ GO TO Q25

23. Did this make you uncomfortable, angry, or upset?

- Yes No ⇒ GO TO Q25

24. Do you think this was ever severe enough that most cadets/midshipmen at your Academy would have been offended if it happened to them? If you aren't sure, choose the best answer.

- Yes No

25. Since June 2017, did someone from your Academy make repeated attempts to establish an unwanted romantic or sexual relationship with you? These could range from repeatedly asking you out to asking you for sex or a "hookup."

- Yes No ⇒ GO TO Q29

26. Did these attempts make you uncomfortable, angry, or upset?

- Yes No ⇒ GO TO Q29

27. Did they continue this unwanted behavior after they knew that you or someone else wanted them to stop?

- Yes
 Not applicable, they did not know I or someone else wanted them to stop
 No



28. Do you think this was ever severe enough that most cadets/midshipmen at your Academy would have been **offended** by these unwanted attempts (Q25)? If you aren't sure, choose the best answer.

- Yes No

29. Since June 2017, did someone from your Academy repeatedly touch you in a way that made you uncomfortable, angry, or upset? This could include almost any unnecessary physical contact including hugs, shoulder rubs, or touching your hair, but would not usually include handshakes or routine uniform adjustments.

- Yes No ⇒ GO TO Q32

30. Did they continue this unwanted behavior after they knew that you or someone else wanted them to stop?

- Yes
 Not applicable, they did not know I or someone else wanted them to stop
 No

31. Do you think this was ever severe enough that most cadets/midshipmen at your Academy would have been **offended** by this unnecessary touching? If you aren't sure, choose the best answer.

- Yes No

32. Since June 2017, has someone from your Academy (permanent party, civilian faculty/staff, and/or cadets/midshipmen in leadership positions) made you feel as if you would get some benefit in exchange for doing something sexual? For example, they might hint that they would give you a good evaluation/fitness report, a better cadet/midshipman assignment, or better academic grade in exchange for doing something sexual. Something sexual could include talking about sex, undressing, sharing sexual pictures, or having some type of sexual contact.

- Yes No ⇒ GO TO Q34

Continue to next column

33. What led you to believe that you would get a benefit if you agreed to do something sexual? Mark "Yes" or "No" for each item.

	Yes	No
a. They told you they would give you a reward or benefit for doing something sexual.....	<input checked="" type="checkbox"/>	<input checked="" type="checkbox"/>
b. They hinted you would get a reward or benefit for doing something sexual. For example, they reminded you about your evaluation/fitness report about the same time they expressed sexual interest.....	<input checked="" type="checkbox"/>	<input checked="" type="checkbox"/>
c. Someone else told you they got benefits from this person by doing sexual things.....	<input checked="" type="checkbox"/>	<input checked="" type="checkbox"/>

34. Since June 2017, has someone from your Academy (permanent party, civilian faculty/staff, and/or cadets/midshipmen in leadership positions) made you feel like you would get punished or treated unfairly at your Academy if you did not do something sexual? For example, they hinted that they would give you a bad evaluation/fitness report, a bad grade, or treat you badly if you were not willing to do something sexual. This could include being unwilling to talk about sex, undress, share sexual pictures, or have some type of sexual contact.

- Yes No ⇒ GO TO Q36

35. What led you to believe you would get punished or treated unfairly at your Academy if you did not do something sexual? Mark "Yes" or "No" for each item.

	Yes	No
a. They told you you would be punished or treated unfairly if you did not do something sexual.....	<input checked="" type="checkbox"/>	<input checked="" type="checkbox"/>
b. They hinted you would be punished or treated unfairly if you did not do something sexual. For example, they reminded you about your evaluation/fitness report near the same time that they expressed sexual interest.	<input checked="" type="checkbox"/>	<input checked="" type="checkbox"/>
c. Someone else told you they were punished or treated unfairly by this person for not doing something sexual.....	<input checked="" type="checkbox"/>	<input checked="" type="checkbox"/>



36. Since June 2017, did you hear someone from your Academy say that someone of your gender is **not** as good as someone of the opposite gender as a future officer, or that someone of your gender should be prevented from becoming a future officer?

- Yes No ⇒ GO TO Q38

37. Do you think their beliefs about someone of your gender ever **harmed or limited your cadet/midshipman career?** For example, did they hurt your evaluation/fitness report, or affect your grades or chances for leadership positions?

- Yes No

38. Since June 2017, do you think someone from your Academy (permanent party, civilian faculty/staff, and/or cadets/midshipmen in leadership positions) mistreated, ignored, excluded, or insulted you because of your gender?

- Yes No ⇒ GO TO Q40

39. Do you think this treatment ever **harmed or limited your cadet/midshipman career?** For example, did they hurt your evaluation/fitness report, or affect your grades or chances for leadership positions?

- Yes No

If you answered "Yes" to ANY Q4 - Q39, continue to Q40. Otherwise ⇒ GO TO Q48.

40. Of the behaviors that you selected as happening to you, would you consider them to be... **Mark "Yes" or "No" for each item.**

	Yes	No
a. A hostile work environment? For example, severe and pervasive unwelcome sexual advances, used language/behavior/jokes of a sexual nature, or offensive physical conduct.....	<input checked="" type="checkbox"/>	<input checked="" type="checkbox"/>
b. Quid pro quo? For example, someone implied preferential treatment in exchange for your sexual cooperation.....	<input checked="" type="checkbox"/>	<input checked="" type="checkbox"/>
c. Gender discrimination? For example, mistreated you because of your gender or exposed you to language/behaviors that conveyed offensive or condescending gender-based attitudes.....	<input checked="" type="checkbox"/>	<input checked="" type="checkbox"/>

41. Did the incidents you experienced since June 2017 involve... **Mark one.**

- The same people in all incidents?
- The same people in some incidents, but not all?
- Different people in each incident?
- Identity was unknown?

GENDER-RELATED SITUATION WITH THE GREATEST EFFECT

The following questions ask about the unwanted situation that had the greatest effect on you. Before you continue, please choose the one unwanted situation since June 2017 that you consider to be the worst or most serious.

42. Who was the person(s) in this situation who did this to you? **Mark one answer for each item.**

	Don't know	No	Yes
a. A fellow Academy student who was in a <u>higher</u> class year	<input checked="" type="checkbox"/>	<input checked="" type="checkbox"/>	<input checked="" type="checkbox"/>
b. A fellow Academy student who was in the <u>same</u> class year	<input checked="" type="checkbox"/>	<input checked="" type="checkbox"/>	<input checked="" type="checkbox"/>
c. A fellow Academy student who was in a <u>lower</u> class year	<input checked="" type="checkbox"/>	<input checked="" type="checkbox"/>	<input checked="" type="checkbox"/>
d. A fellow Academy student who was higher in the cadet/midshipman chain of command	<input checked="" type="checkbox"/>	<input checked="" type="checkbox"/>	<input checked="" type="checkbox"/>
e. A member of an intramural or club sports team at your Academy	<input checked="" type="checkbox"/>	<input checked="" type="checkbox"/>	<input checked="" type="checkbox"/>
f. A member of an intercollegiate (NCAA/Division I) sports team at your Academy	<input checked="" type="checkbox"/>	<input checked="" type="checkbox"/>	<input checked="" type="checkbox"/>
g. Academy military/uniformed faculty or staff.....	<input checked="" type="checkbox"/>	<input checked="" type="checkbox"/>	<input checked="" type="checkbox"/>
h. Academy civilian faculty or staff.....	<input checked="" type="checkbox"/>	<input checked="" type="checkbox"/>	<input checked="" type="checkbox"/>
i. A DoD/DHS/DOT person not affiliated with the Academy.....	<input checked="" type="checkbox"/>	<input checked="" type="checkbox"/>	<input checked="" type="checkbox"/>
j. A person not affiliated with DoD/ DHS/DOT	<input checked="" type="checkbox"/>	<input checked="" type="checkbox"/>	<input checked="" type="checkbox"/>
k. Unknown person.....	<input checked="" type="checkbox"/>	<input checked="" type="checkbox"/>	<input checked="" type="checkbox"/>
l. USMMA ONLY. A person affiliated with the maritime industry	<input checked="" type="checkbox"/>	<input checked="" type="checkbox"/>	<input checked="" type="checkbox"/>

43. Did the person(s) do similar unwanted actions to others?

- Yes
- No
- Don't know



44. Would you describe this situation as... Mark "Yes" or "No" for each item.

	Yes	No
a. Hazing? Hazing refers to so-called initiations or rites of passage in which individuals are subjected to physical or psychological harm to achieve status or be included in an organization.....	<input checked="" type="checkbox"/>	<input checked="" type="checkbox"/>
b. Bullying? Bullying refers to acts of aggression intended to single out individuals from their fellow cadets/midshipmen or to exclude them from an organization	<input checked="" type="checkbox"/>	<input checked="" type="checkbox"/>

45. Did you discuss/report this situation with/to any authority or organization?

- Yes (Please specify below)
- No ⇨ GO TO Q47



To whom did you discuss/report this situation? Please indicate position or title, not name (e.g., cadet/midshipman commander, AOC/TAC/ Company Officer, SARC, MEO Officer, SHARP Officer). DO NOT INCLUDE NAMES.

Please print.

46. What actions were taken in response to your discussing/reporting the incident? Mark "Yes" or "No" for each item.

	Yes	No
a. The situation was corrected	<input checked="" type="checkbox"/>	<input checked="" type="checkbox"/>
b. Your situation was/is being investigated.....	<input checked="" type="checkbox"/>	<input checked="" type="checkbox"/>
c. You were kept informed of what actions were being taken.....	<input checked="" type="checkbox"/>	<input checked="" type="checkbox"/>
d. You were encouraged to let it go or tough it out.....	<input checked="" type="checkbox"/>	<input checked="" type="checkbox"/>
e. Your situation was discounted or not taken seriously.....	<input checked="" type="checkbox"/>	<input checked="" type="checkbox"/>
f. Disciplinary action was taken against you.....	<input checked="" type="checkbox"/>	<input checked="" type="checkbox"/>
g. Disciplinary action was taken against the offender	<input checked="" type="checkbox"/>	<input checked="" type="checkbox"/>
h. Administrative action (e.g., non-judicial punishment) was taken against you.	<input checked="" type="checkbox"/>	<input checked="" type="checkbox"/>
i. You were ridiculed or scorned	<input checked="" type="checkbox"/>	<input checked="" type="checkbox"/>
j. Some other action was taken (Please specify in next column).....	<input checked="" type="checkbox"/>	<input checked="" type="checkbox"/>
k. You don't know what happened	<input checked="" type="checkbox"/>	<input checked="" type="checkbox"/>

Continue to next column

Please specify the other action that was taken in response to your discussing/reporting the incident. Do not include any information that would identify yourself or others.

Please print.

If you discussed/reporting the situation ⇨ GO TO Q48. Otherwise, continue.

47. What were your reasons for not discussing/reporting this situation? Mark "Yes" or "No" for each item.

	Yes	No
a. You thought it was not important enough to report	<input checked="" type="checkbox"/>	<input checked="" type="checkbox"/>
b. You did not know how to report	<input checked="" type="checkbox"/>	<input checked="" type="checkbox"/>
c. You felt uncomfortable making a report.....	<input checked="" type="checkbox"/>	<input checked="" type="checkbox"/>
d. You took care of the problem yourself by <u>avoiding</u> the person who harassed you.....	<input checked="" type="checkbox"/>	<input checked="" type="checkbox"/>
e. You took care of the problem yourself by <u>confronting</u> the person who harassed you.....	<input checked="" type="checkbox"/>	<input checked="" type="checkbox"/>
f. You took care of the problem yourself by <u>forgetting</u> about it and moving on	<input checked="" type="checkbox"/>	<input checked="" type="checkbox"/>
g. You did not think anything would be done	<input checked="" type="checkbox"/>	<input checked="" type="checkbox"/>
h. You thought reporting would take too much time and effort	<input checked="" type="checkbox"/>	<input checked="" type="checkbox"/>
i. You thought you would be labeled a troublemaker.....	<input checked="" type="checkbox"/>	<input checked="" type="checkbox"/>
j. You thought your evaluations or chances for leadership positions would suffer	<input checked="" type="checkbox"/>	<input checked="" type="checkbox"/>
k. You did not want people talking or gossiping about you	<input checked="" type="checkbox"/>	<input checked="" type="checkbox"/>
l. You thought it would hurt your reputation and standing.....	<input checked="" type="checkbox"/>	<input checked="" type="checkbox"/>
m. You did not want to hurt the career of the person(s) who did it.....	<input checked="" type="checkbox"/>	<input checked="" type="checkbox"/>
n. You did not want to bring undue attention or discredit on the Academy	<input checked="" type="checkbox"/>	<input checked="" type="checkbox"/>

UNWANTED SEXUAL BEHAVIORS

Please read the following special instructions before continuing the survey.

Questions in this next section ask about unwanted sexual experiences of an abusive, humiliating, or sexual nature. These types of unwanted experiences may vary in severity. Some of them could be viewed as an assault. Others could be viewed as hazing or some other type of unwanted experience.

They can happen to both women and men.

Please include experiences even if you or others had been drinking alcohol, using drugs, or were intoxicated.

The following questions will ask you about situations that happened AFTER June 2017. You will have an opportunity to describe experiences that happened BEFORE June 2017 later in the survey.

48. Since June 2017, have you experienced any of the following intentional sexual contacts that were against your will or which occurred when you did not or could not consent in which someone... Mark "Yes" or "No" for each item.

	Yes	No
a. Sexually touched you (for example, intentional touching of genitalia, buttocks, [breasts if you are a woman]), or made you sexually touch them?.....	<input checked="" type="checkbox"/>	<input checked="" type="checkbox"/>
b. Attempted to make you have sexual intercourse, but was not successful?	<input checked="" type="checkbox"/>	<input checked="" type="checkbox"/>
c. Made you have sexual intercourse?	<input checked="" type="checkbox"/>	<input checked="" type="checkbox"/>
d. Attempted to make you perform or receive oral sex, anal sex, or penetration by a finger or object, but was not successful?	<input checked="" type="checkbox"/>	<input checked="" type="checkbox"/>
e. Made you perform or receive oral sex, anal sex, or penetration by a finger or object?	<input checked="" type="checkbox"/>	<input checked="" type="checkbox"/>

**If you answered "No" to Q48a through Q48e then
⇒ GO TO Q85.**

49. Please give your best estimate of how many different times (on how many separate occasions) since June 2017, you had these unwanted experiences?

Times

50. Were all these events done by the same person? Mark one.

- Does not apply, I had one event
- Yes
- No, more than one person
- Not sure

51. Did the person(s) who did this to you... Mark "Yes" or "No" for each item.

	Yes	No
a. Use physical force or threats to make you comply (for example, physically injure you)?.....	<input checked="" type="checkbox"/>	<input checked="" type="checkbox"/>
b. Threaten to harm you physically (or someone else)?	<input checked="" type="checkbox"/>	<input checked="" type="checkbox"/>
c. Threaten or coerce you (or someone else) in some other way such as using their position of authority, spreading lies about you, or getting you in trouble with authorities?.....	<input checked="" type="checkbox"/>	<input checked="" type="checkbox"/>

52. Did the person(s) do this when... Mark "Yes" or "No" for each item.

	Yes	No	Not sure
a. You were so drunk, high, or drugged that you could not understand what was happening or could not show them that you were unwilling?	<input checked="" type="checkbox"/>	<input checked="" type="checkbox"/>	<input checked="" type="checkbox"/>
b. You were passed out, asleep, or unconscious?	<input checked="" type="checkbox"/>	<input checked="" type="checkbox"/>	<input checked="" type="checkbox"/>
c. You did not have time to react?.....	<input checked="" type="checkbox"/>	<input checked="" type="checkbox"/>	<input checked="" type="checkbox"/>

UNWANTED SEXUAL CONTACT SITUATION WITH THE GREATEST EFFECT

The following questions ask about the unwanted situation that had the greatest effect on you since June 2017. Before you continue, please choose the one unwanted situation since June 2017 that you consider to be the worst or most serious.

53. Which of the following experiences happened during the situation you chose as the worst or most serious? Mark "Yes" or "No" for each item.

	Yes	No
a. Sexually touched you (for example, intentional touching of genitalia, buttocks, [breasts if you are a woman]), or made you sexually touch them?	<input checked="" type="checkbox"/>	<input checked="" type="checkbox"/>
b. Attempted to make you have sexual intercourse, but was not successful?	<input checked="" type="checkbox"/>	<input checked="" type="checkbox"/>
c. Made you have sexual intercourse?	<input checked="" type="checkbox"/>	<input checked="" type="checkbox"/>
d. Attempted to make you perform or receive oral sex, anal sex, or penetration by a finger or object, but was not successful?	<input checked="" type="checkbox"/>	<input checked="" type="checkbox"/>
e. Made you perform or receive oral sex, anal sex, or penetration by a finger or object?	<input checked="" type="checkbox"/>	<input checked="" type="checkbox"/>

Please continue to focus on this worst or most serious situation in the questions that follow.

54. How many people did this to you? Mark one.

- One person
- More than one person
- Not sure

55. Was/Were this person(s)... Mark one.

- A man?
- A woman?
- A mix of men and women?
- Not sure?

56. At the time of the situation, was/were the person(s) who did this to you... Mark all that apply.

- Someone you were currently dating?
- Someone you had previously dated?
- Someone you had a casual relationship with (for example, hooked up with)?
- Someone you knew from class or other activity?
- Someone you had just met?
- A stranger?

57. At the time of the situation, was/were the person(s) who did this to you... Mark one answer for each item.

	Don't know	No	Yes
a. A fellow Academy student who was in a <u>higher</u> class year?	<input checked="" type="checkbox"/>	<input checked="" type="checkbox"/>	<input checked="" type="checkbox"/>
b. A fellow Academy student who was in the <u>same</u> class year?	<input checked="" type="checkbox"/>	<input checked="" type="checkbox"/>	<input checked="" type="checkbox"/>
c. A fellow Academy student who was in a <u>lower</u> class year?	<input checked="" type="checkbox"/>	<input checked="" type="checkbox"/>	<input checked="" type="checkbox"/>
d. A fellow Academy student who was higher in the cadet/midshipman chain of command?	<input checked="" type="checkbox"/>	<input checked="" type="checkbox"/>	<input checked="" type="checkbox"/>
e. A member of an intramural or club sports team at your Academy?	<input checked="" type="checkbox"/>	<input checked="" type="checkbox"/>	<input checked="" type="checkbox"/>
f. A member of an intercollegiate (NCAA/Division I) sports team at your Academy?	<input checked="" type="checkbox"/>	<input checked="" type="checkbox"/>	<input checked="" type="checkbox"/>
g. Academy military/uniformed faculty or staff?	<input checked="" type="checkbox"/>	<input checked="" type="checkbox"/>	<input checked="" type="checkbox"/>
h. Academy civilian faculty or staff?	<input checked="" type="checkbox"/>	<input checked="" type="checkbox"/>	<input checked="" type="checkbox"/>
i. A DoD/DHS/DOT person not affiliated with the Academy?	<input checked="" type="checkbox"/>	<input checked="" type="checkbox"/>	<input checked="" type="checkbox"/>
j. A person not affiliated with DoD/DHS/DOT?	<input checked="" type="checkbox"/>	<input checked="" type="checkbox"/>	<input checked="" type="checkbox"/>
k. Unknown person?	<input checked="" type="checkbox"/>	<input checked="" type="checkbox"/>	<input checked="" type="checkbox"/>
l. USMMA ONLY. A person affiliated with the maritime industry?	<input checked="" type="checkbox"/>	<input checked="" type="checkbox"/>	<input checked="" type="checkbox"/>

58. Did the unwanted situation occur... Mark one answer for each item. If you have not been to these locations since June 2017 please mark "Not applicable."

	Not applicable	No	Yes
a. On Academy grounds in a dormitory/ living area?	<input checked="" type="checkbox"/>	<input checked="" type="checkbox"/>	<input checked="" type="checkbox"/>
b. On Academy grounds not in a dormitory/living area?	<input checked="" type="checkbox"/>	<input checked="" type="checkbox"/>	<input checked="" type="checkbox"/>
c. Off Academy grounds at a social event (for example, a party)?	<input checked="" type="checkbox"/>	<input checked="" type="checkbox"/>	<input checked="" type="checkbox"/>
d. Off Academy grounds at an Academy sponsored event (for example, a sports team trip, conference, club event, or training)?	<input checked="" type="checkbox"/>	<input checked="" type="checkbox"/>	<input checked="" type="checkbox"/>
e. Off Academy grounds at the home of a sponsor or alumnus?	<input checked="" type="checkbox"/>	<input checked="" type="checkbox"/>	<input checked="" type="checkbox"/>
f. Off Academy grounds at the home of a faculty or staff member?	<input checked="" type="checkbox"/>	<input checked="" type="checkbox"/>	<input checked="" type="checkbox"/>
g. Some other location off Academy grounds?	<input checked="" type="checkbox"/>	<input checked="" type="checkbox"/>	<input checked="" type="checkbox"/>

59. When did the situation occur? Mark "Yes" or "No" for each item.

	Yes	No
a. During normal duty hours	<input checked="" type="checkbox"/>	<input checked="" type="checkbox"/>
b. After duty hours not on a weekend or holiday	<input checked="" type="checkbox"/>	<input checked="" type="checkbox"/>
c. After duty hours on a weekend or holiday.....	<input checked="" type="checkbox"/>	<input checked="" type="checkbox"/>
d. On leave.....	<input checked="" type="checkbox"/>	<input checked="" type="checkbox"/>
e. During summer experience/training/ sea duty	<input checked="" type="checkbox"/>	<input checked="" type="checkbox"/>
f. On exchange to another Academy..	<input checked="" type="checkbox"/>	<input checked="" type="checkbox"/>
g. USMMA ONLY. During maritime duty	<input checked="" type="checkbox"/>	<input checked="" type="checkbox"/>

60. Would you describe this situation as... Mark "Yes" or "No" for each item.

	Yes	No
a. Hazing? Hazing refers to so-called initiations or rites of passage in which individuals are subjected to physical or psychological harm to achieve status or be included in an organization.....	<input checked="" type="checkbox"/>	<input checked="" type="checkbox"/>
b. Bullying? Bullying refers to acts of aggression intended to single out individuals from their fellow cadets/ midshipmen or to exclude them from an organization	<input checked="" type="checkbox"/>	<input checked="" type="checkbox"/>

61. Did the person(s) who did this... Mark "Yes" or "No" for each item.

	Yes	No
a. Sexually harass you <u>before</u> this situation?.....	<input checked="" type="checkbox"/>	<input checked="" type="checkbox"/>
b. Stalk you <u>before</u> this situation?	<input checked="" type="checkbox"/>	<input checked="" type="checkbox"/>
c. Sexually assault you (that is, sexually touched you, attempted sex, or completed sex) <u>before</u> this situation?.....	<input checked="" type="checkbox"/>	<input checked="" type="checkbox"/>
d. Sexually harass you <u>after</u> this situation?.....	<input checked="" type="checkbox"/>	<input checked="" type="checkbox"/>
e. Stalk you <u>after</u> this situation?	<input checked="" type="checkbox"/>	<input checked="" type="checkbox"/>
f. Sexually assault you (that is, sexually touched you, attempted sex, or completed sex) <u>after</u> this situation? .	<input checked="" type="checkbox"/>	<input checked="" type="checkbox"/>

62. At the time of this unwanted situation had you been drinking alcohol? Even if you had been drinking, it does not mean you are to blame for what happened.

- Yes
- No
- Not sure

63. Just prior to this unwanted situation... Mark "Yes" or "No" for each item.

	Yes	No
a. Did the person(s) who did this to you buy or give you alcohol to drink?	<input checked="" type="checkbox"/>	<input checked="" type="checkbox"/>
b. Do you think that you might have been given a drug without your knowledge or consent? (<i>Please specify below</i>)	<input checked="" type="checkbox"/>	<input checked="" type="checkbox"/>

Please indicate why you believe you might have been given a drug without your knowledge or consent. Do not include any information that would identify yourself or others.

Please print.

64. At the time of this unwanted situation, had the person(s) who did it been drinking alcohol?

- Yes
- No
- Don't know

65. At the time of this unwanted situation... Mark "Yes" or "No" for each item.

	Yes	No
a. Was there anyone else present who stepped in to help you?.....	<input checked="" type="checkbox"/>	<input checked="" type="checkbox"/>
b. Was there someone else present who could have stepped in to help you, but did not?.....	<input checked="" type="checkbox"/>	<input checked="" type="checkbox"/>

66. After this unwanted situation... Mark "Yes" or "No" for each item.

	Yes	No
a. Did you consider requesting a transfer to another company/ squadron?	<input checked="" type="checkbox"/>	<input checked="" type="checkbox"/>
b. Did you think about leaving your Academy?	<input checked="" type="checkbox"/>	<input checked="" type="checkbox"/>
c. Did your academic performance suffer?	<input checked="" type="checkbox"/>	<input checked="" type="checkbox"/>
d. Did you take time off (for example, sick in quarters, leave of absence) because of the situation?	<input checked="" type="checkbox"/>	<input checked="" type="checkbox"/>
e. Did the situation damage your personal relationships, for example with a person you were dating or a friend?	<input checked="" type="checkbox"/>	<input checked="" type="checkbox"/>

DoD provides two ways in which to report a sexual assault:

- A **Restricted** report of sexual assault allows the sexual assault victim to make a confidential report, to certain individuals, and to receive medical treatment and counseling without starting an official investigation of the assault and without notifying the command the victim was sexually assaulted.
- An **Unrestricted** report allows the sexual assault victim to receive the same level of support services as a victim who elects the restricted reporting option, but unlike a restricted report, command is notified of the sexual assault of the victim, and an official investigation is undertaken for purposes of holding the alleged offender accountable.

67. Did you officially report that you were a victim of a sexual assault? This could have been either a restricted or unrestricted report.

- Yes No ⇒ GO TO Q71

68. Did you initially make a... Mark one.

- Restricted report? ⇒ GO TO Q69
 Unrestricted report? ⇒ GO TO Q70
 Unsure what type of report I initially made? ⇒ GO TO Q70

69. Did your restricted report remain restricted?

- Yes
 No, I converted it to unrestricted
 No, an independent investigation occurred (for example, someone you talked to about it notified your chain of command and they initiated an investigation)

70. What were your reasons for reporting the situation? Mark all that apply.

- Someone else made you report it or reported it themselves
 To stop the person(s) from hurting you again
 To stop the person(s) from hurting others
 It was your civic/military duty to report it
 To punish the person(s) who did it
 To discourage other potential offenders
 To get medical assistance
 To get mental health assistance
 To stop rumors
 Someone you told encouraged you to report
 Raise awareness that it occurs at the Academy
 Other (Please specify in next column)

Continue to next column

Please specify the other reason(s) for reporting the situation. Do not include any information that would identify yourself or others.

Please print.

If you reported the situation ⇒ GO TO Q72. Otherwise, continue.

71. What were your reasons for not reporting the situation to an authority? Mark all that apply.

- You thought it was not serious enough to report
 You took care of the problem yourself by avoiding the person who assaulted you
 You took care of the problem yourself by confronting the person who assaulted you
 You took care of the problem yourself by forgetting about it and moving on
 You did not want more people to know
 You felt uncomfortable making a report
 You thought reporting would take too much time and effort
 You did not want people talking or gossiping about you
 You felt shame/embarrassment
 Other (Please specify below)

Please specify the other reason(s) for not reporting the situation. Do not include any information that would identify yourself or others.

Please print.

72. In retrospect, would you make the same decision about reporting if you could do it over?

- Yes No

OUTCOMES ASSOCIATED WITH EXPERIENCING SEXUAL ASSAULT

73. Thinking about the unwanted event, has anyone in a position of authority/leadership over you (i.e., cadet/midshipman chain of command or permanent party leadership, such as TAC, Company Officer, AOC, Regimental Officer, TAC NCO, SEL, or AMT) either done or threatened to do any of the following after the unwanted event occurred? USAFA ONLY: Please do not include cadet leadership when considering who took these actions. *Mark all that apply.*

- Denied you or removed you from a leadership position
- Denied you a training opportunity that could have led to a leadership position
- Rated you lower than you deserved on a performance evaluation
- Denied you an award or other form of recognition you were previously eligible to receive
- Assigned you new duties without doing the same to others
- Assigned you to duties that do not match your current class year or position within the company/squadron
- Made you perform additional duties that do not match your current class year or position within the company/squadron
- Transferred you to a different company/squadron without your request or agreement
- Ordered you to one or more mental health evaluations
- Disciplined you or ordered other corrective action
- Does not apply, you have not experienced any of the above ⇒ GO TO Q77

74. Which type of leadership took the actions you marked as happening to you? *Mark all that apply.*

- Cadet/midshipman leadership
- Academy permanent party leadership (for example, faculty member, coach, TAC Officer, AOC, Company Officer, Regimental Officer)

If you did not report your sexual assault ⇒ GO TO Q77. Otherwise, continue.

75. Do you have reason to believe that any of the leadership actions you experienced were only based on your report of sexual assault (that is, not based on your conduct or performance)?

- Yes
- No
- Not sure

76. Were any of the individual(s) who took the actions you marked as happening to you... *Mark one answer for each item.*

	Not sure	No	Yes
a. Trying to get back at you for making a report (unrestricted or restricted)?..	<input checked="" type="checkbox"/>	<input checked="" type="checkbox"/>	<input checked="" type="checkbox"/>
b. Trying to discourage you from moving forward with your report?	<input checked="" type="checkbox"/>	<input checked="" type="checkbox"/>	<input checked="" type="checkbox"/>
c. Mad at you for causing a problem for them?.....	<input checked="" type="checkbox"/>	<input checked="" type="checkbox"/>	<input checked="" type="checkbox"/>

77. Following the unwanted event, have any of your cadet/midshipman peers (including those in your cadet/midshipman chain of command) or your leadership done any of the following? *Mark all that apply.*

- Made insulting or disrespectful remarks or made jokes at your expense in public
- Excluded you or threatened to exclude you from social activities or interactions
- Ignored you or failed to speak to you despite your attempts to communicate (for example, gave you “the silent treatment”)
- You did not experience any of the above ⇒ GO TO Q80

If you did not report your sexual assault ⇒ GO TO Q80. Otherwise, continue.

78. Did any of the individual(s) who took these actions know or suspect you made an official (unrestricted or restricted) sexual assault report?

- Yes
- No
- Not sure



79. Were any of the individual(s) who took these actions trying to discourage you from moving forward with your report or discourage others from reporting?

- Yes
- No
- Not sure

80. Following the unwanted event, have any of your cadet/midshipman peers (including those in your cadet/midshipman chain of command) done any of the following? *Mark all that apply.*

- Made insulting or disrespectful remarks or made jokes at your expense to you in private
- Showed or threatened to show private images, photos, or videos of you to others
- Bullied you or made intimidating remarks about the assault
- Was physically violent with you or threatened to be physically violent
- Damaged or threatened to damage your property
- Does not apply, you did not experience any of the above ⇒ GO TO Q83

If you did not report your sexual assault ⇒ GO TO Q83. Otherwise, continue.

81. Did any of the individual(s) who took these actions know or suspect you made an official (unrestricted or restricted) sexual assault report?

- Yes
- No
- Not sure

82. Were any of the individual(s) who took the actions you marked as happening to you... *Mark one answer for each item.*

	Yes	No	Not sure
a. Trying to discourage you from moving forward with your report or discourage others from reporting?	<input checked="" type="checkbox"/>	<input checked="" type="checkbox"/>	<input checked="" type="checkbox"/>
b. Trying to abuse or humiliate you?.....	<input checked="" type="checkbox"/>	<input checked="" type="checkbox"/>	<input checked="" type="checkbox"/>

If you did not experience any of the behaviors in Q77 or Q80 ⇒ GO TO Q85. Otherwise, continue.



83. In response to your answers to questions 77 and/or 80, please indicate who you believe took the actions. *Mark one answer for each item.*

	Yes	No	Don't know
a. A fellow Academy student who was in a <u>higher</u> class year?	<input checked="" type="checkbox"/>	<input checked="" type="checkbox"/>	<input checked="" type="checkbox"/>
b. A fellow Academy student who was in the <u>same</u> class year?	<input checked="" type="checkbox"/>	<input checked="" type="checkbox"/>	<input checked="" type="checkbox"/>
c. A fellow Academy student who was in a <u>lower</u> class year?	<input checked="" type="checkbox"/>	<input checked="" type="checkbox"/>	<input checked="" type="checkbox"/>
d. A fellow Academy student who was higher in the cadet/midshipman chain of command?	<input checked="" type="checkbox"/>	<input checked="" type="checkbox"/>	<input checked="" type="checkbox"/>
e. A member of an intramural or club sports team at your Academy?	<input checked="" type="checkbox"/>	<input checked="" type="checkbox"/>	<input checked="" type="checkbox"/>
f. A member of an intercollegiate (NCAA/Division I) sports team at your Academy?	<input checked="" type="checkbox"/>	<input checked="" type="checkbox"/>	<input checked="" type="checkbox"/>
g. Academy military/uniformed faculty or staff?	<input checked="" type="checkbox"/>	<input checked="" type="checkbox"/>	<input checked="" type="checkbox"/>
h. Academy civilian faculty or staff?	<input checked="" type="checkbox"/>	<input checked="" type="checkbox"/>	<input checked="" type="checkbox"/>
i. A DoD/DHS/DOT person not affiliated with the Academy?.....	<input checked="" type="checkbox"/>	<input checked="" type="checkbox"/>	<input checked="" type="checkbox"/>
j. A person not affiliated with DoD/DHS/DOT?	<input checked="" type="checkbox"/>	<input checked="" type="checkbox"/>	<input checked="" type="checkbox"/>
k. Unknown person?.....	<input checked="" type="checkbox"/>	<input checked="" type="checkbox"/>	<input checked="" type="checkbox"/>
l. USMMA ONLY. A person affiliated with the maritime industry?	<input checked="" type="checkbox"/>	<input checked="" type="checkbox"/>	<input checked="" type="checkbox"/>

84. Did any of the actions you marked involve social media (for example, Facebook, Twitter, Jodel, Snapchat, Kik)?

- Yes
- No

BYSTANDER INTERVENTION

The following questions will ask whether you observed a variety of situations since June 2017. These situations could have taken place at your Academy or outside of your Academy.

85. Since June 2017, did you... Mark "Yes" or "No" for each item.

	Yes	No
a. See a situation you thought was a sexual assault or could have led to a sexual assault?	<input checked="" type="checkbox"/>	<input checked="" type="checkbox"/>
b. Observe someone who "crossed the line" by telling sexist comments or jokes?	<input checked="" type="checkbox"/>	<input checked="" type="checkbox"/>
c. Encounter a group or individual being hazed?	<input checked="" type="checkbox"/>	<input checked="" type="checkbox"/>
d. Encounter an individual being bullied?.....	<input checked="" type="checkbox"/>	<input checked="" type="checkbox"/>
e. See someone making unwanted sexual advances towards another cadet/midshipman?	<input checked="" type="checkbox"/>	<input checked="" type="checkbox"/>
f. See horseplay or roughhousing that "crossed the line" or appeared unwanted?	<input checked="" type="checkbox"/>	<input checked="" type="checkbox"/>
g. Encounter someone who drank too much and needed help (e.g., getting home)?	<input checked="" type="checkbox"/>	<input checked="" type="checkbox"/>
h. Encounter someone hooking up with someone who was passed out?	<input checked="" type="checkbox"/>	<input checked="" type="checkbox"/>

If you indicated "No" to all items in Q85 ⇒ GO TO Q87.

86. How did you respond to the situation(s) you observed? Mark "Yes" or "No" for each item.

	Yes	No
a. I spoke up to address the situation .	<input checked="" type="checkbox"/>	<input checked="" type="checkbox"/>
b. I told someone else about it <i>while</i> it was happening.....	<input checked="" type="checkbox"/>	<input checked="" type="checkbox"/>
c. I told someone else about it <i>after</i> it happened	<input checked="" type="checkbox"/>	<input checked="" type="checkbox"/>
d. I created a distraction	<input checked="" type="checkbox"/>	<input checked="" type="checkbox"/>
e. I talked to those who experienced the situation to see if they were okay.....	<input checked="" type="checkbox"/>	<input checked="" type="checkbox"/>
f. I intervened in some other way	<input checked="" type="checkbox"/>	<input checked="" type="checkbox"/>
g. I did not intervene.....	<input checked="" type="checkbox"/>	<input checked="" type="checkbox"/>

Please tell us why you did or didn't do anything in this situation. Do not include any information that would identify yourself or others.

Please print.

87. To what extent are you willing to... Mark one answer for each item.

	Not at all	Small extent	Moderate extent	Large extent	Very large extent
a. Point out to someone that you think they "crossed the line" with gender-related comments or jokes?	<input checked="" type="checkbox"/>	<input checked="" type="checkbox"/>	<input checked="" type="checkbox"/>	<input checked="" type="checkbox"/>	<input checked="" type="checkbox"/>
b. Seek help from the chain of command in stopping other students who continue to engage in sexual harassment after having been previously spoken to?	<input checked="" type="checkbox"/>	<input checked="" type="checkbox"/>	<input checked="" type="checkbox"/>	<input checked="" type="checkbox"/>	<input checked="" type="checkbox"/>

ACADEMY EDUCATION AND CULTURE

88. To what extent has the education you received since June 2017 increased your confidence in... Mark one answer for each item.

	Not at all	Small extent	Moderate extent	Large extent	Very large extent
a. Recognizing warning signs for sexual assault?	<input checked="" type="checkbox"/>	<input checked="" type="checkbox"/>	<input checked="" type="checkbox"/>	<input checked="" type="checkbox"/>	<input checked="" type="checkbox"/>
b. Intervening to help prevent sexual assault?	<input checked="" type="checkbox"/>	<input checked="" type="checkbox"/>	<input checked="" type="checkbox"/>	<input checked="" type="checkbox"/>	<input checked="" type="checkbox"/>
c. Knowing where to get help for someone who was sexually assaulted?	<input checked="" type="checkbox"/>	<input checked="" type="checkbox"/>	<input checked="" type="checkbox"/>	<input checked="" type="checkbox"/>	<input checked="" type="checkbox"/>
d. Understanding the relationship between alcohol consumption and risk for sexual assault?	<input checked="" type="checkbox"/>	<input checked="" type="checkbox"/>	<input checked="" type="checkbox"/>	<input checked="" type="checkbox"/>	<input checked="" type="checkbox"/>
e. Recognizing the warning signs for an unhealthy relationship?....	<input checked="" type="checkbox"/>	<input checked="" type="checkbox"/>	<input checked="" type="checkbox"/>	<input checked="" type="checkbox"/>	<input checked="" type="checkbox"/>



89. If you were to experience sexual assault in the future, to what extent would you... *Mark one answer for each item.*

	Not at all	Small extent	Moderate extent	Large extent	Very large extent
a. Trust the Academy to protect your privacy following the reported incident?.....	<input checked="" type="checkbox"/>	<input checked="" type="checkbox"/>	<input checked="" type="checkbox"/>	<input checked="" type="checkbox"/>	<input checked="" type="checkbox"/>
b. Trust the Academy to ensure your safety following the reported incident?.....	<input checked="" type="checkbox"/>	<input checked="" type="checkbox"/>	<input checked="" type="checkbox"/>	<input checked="" type="checkbox"/>	<input checked="" type="checkbox"/>
c. Trust the Academy to treat you with dignity and respect following the reported incident?.	<input checked="" type="checkbox"/>	<input checked="" type="checkbox"/>	<input checked="" type="checkbox"/>	<input checked="" type="checkbox"/>	<input checked="" type="checkbox"/>

90. How many drinks containing alcohol do you have on a typical day when drinking? *By "drink" we mean a bottle or can of beer, a wine cooler or glass of wine, a shot of liquor, or a mixed drink or cocktail.*

- None
- 1 or 2
- 3 or 4
- 5 or 6
- 7 to 9
- 10 or more

91. During the past year, how often have you been unable to remember what happened the night before because you had been drinking?

- Never
- Monthly or less
- 2-4 times a month
- 2-3 times a week
- 4 or more times a week



92. At your Academy, to what extent do you think the persons below make honest and reasonable efforts to stop sexual harassment and sexual assault? For example, do these persons lead by example, stress the importance of sexual harassment and sexual assault prevention, and encourage reporting? *Mark one answer for each item.*

	No basis to judge	Not at all	Small extent	Moderate extent	Large extent	Very large extent
a. Cadet/midshipman leaders...	<input checked="" type="checkbox"/>	<input checked="" type="checkbox"/>	<input checked="" type="checkbox"/>	<input checked="" type="checkbox"/>	<input checked="" type="checkbox"/>	<input checked="" type="checkbox"/>
b. Cadets/midshipmen not in appointed leadership positions.....	<input checked="" type="checkbox"/>	<input checked="" type="checkbox"/>	<input checked="" type="checkbox"/>	<input checked="" type="checkbox"/>	<input checked="" type="checkbox"/>	<input checked="" type="checkbox"/>
c. Commissioned officers directly in charge of your unit.	<input checked="" type="checkbox"/>	<input checked="" type="checkbox"/>	<input checked="" type="checkbox"/>	<input checked="" type="checkbox"/>	<input checked="" type="checkbox"/>	<input checked="" type="checkbox"/>
d. Non-commissioned officers or senior/chief petty officers directly in charge of your unit.	<input checked="" type="checkbox"/>	<input checked="" type="checkbox"/>	<input checked="" type="checkbox"/>	<input checked="" type="checkbox"/>	<input checked="" type="checkbox"/>	<input checked="" type="checkbox"/>
e. Academy senior leadership (for example, Superintendent, Commandant, Vice/Deputy Commandant, Dean).....	<input checked="" type="checkbox"/>	<input checked="" type="checkbox"/>	<input checked="" type="checkbox"/>	<input checked="" type="checkbox"/>	<input checked="" type="checkbox"/>	<input checked="" type="checkbox"/>
f. Military/uniformed academic faculty.....	<input checked="" type="checkbox"/>	<input checked="" type="checkbox"/>	<input checked="" type="checkbox"/>	<input checked="" type="checkbox"/>	<input checked="" type="checkbox"/>	<input checked="" type="checkbox"/>
g. Civilian academic faculty	<input checked="" type="checkbox"/>	<input checked="" type="checkbox"/>	<input checked="" type="checkbox"/>	<input checked="" type="checkbox"/>	<input checked="" type="checkbox"/>	<input checked="" type="checkbox"/>
h. Intercollegiate (NCAA/ Division I) coaches and trainers	<input checked="" type="checkbox"/>	<input checked="" type="checkbox"/>	<input checked="" type="checkbox"/>	<input checked="" type="checkbox"/>	<input checked="" type="checkbox"/>	<input checked="" type="checkbox"/>
i. Intercollegiate (NCAA/ Division I) officer representatives/advisors	<input checked="" type="checkbox"/>	<input checked="" type="checkbox"/>	<input checked="" type="checkbox"/>	<input checked="" type="checkbox"/>	<input checked="" type="checkbox"/>	<input checked="" type="checkbox"/>
j. Club team coaches and trainers	<input checked="" type="checkbox"/>	<input checked="" type="checkbox"/>	<input checked="" type="checkbox"/>	<input checked="" type="checkbox"/>	<input checked="" type="checkbox"/>	<input checked="" type="checkbox"/>
k. Club team officer representatives/advisors	<input checked="" type="checkbox"/>	<input checked="" type="checkbox"/>	<input checked="" type="checkbox"/>	<input checked="" type="checkbox"/>	<input checked="" type="checkbox"/>	<input checked="" type="checkbox"/>
l. Intramural coaches and trainers	<input checked="" type="checkbox"/>	<input checked="" type="checkbox"/>	<input checked="" type="checkbox"/>	<input checked="" type="checkbox"/>	<input checked="" type="checkbox"/>	<input checked="" type="checkbox"/>
m. Intramural officer representatives/advisors	<input checked="" type="checkbox"/>	<input checked="" type="checkbox"/>	<input checked="" type="checkbox"/>	<input checked="" type="checkbox"/>	<input checked="" type="checkbox"/>	<input checked="" type="checkbox"/>
n. Physical education instructors	<input checked="" type="checkbox"/>	<input checked="" type="checkbox"/>	<input checked="" type="checkbox"/>	<input checked="" type="checkbox"/>	<input checked="" type="checkbox"/>	<input checked="" type="checkbox"/>

93. At your Academy, to what extent do you think... *Mark one answer for each item.*

	Not at all	Small extent	Moderate extent	Large extent	Very large extent
a. High-profile cases of sexual assault deter other victims from reporting sexual assault?	<input checked="" type="checkbox"/>	<input checked="" type="checkbox"/>	<input checked="" type="checkbox"/>	<input checked="" type="checkbox"/>	<input checked="" type="checkbox"/>
b. Potential scrutiny by the media makes victims less likely to come forward to report sexual assault?	<input checked="" type="checkbox"/>	<input checked="" type="checkbox"/>	<input checked="" type="checkbox"/>	<input checked="" type="checkbox"/>	<input checked="" type="checkbox"/>
c. Potential negative reaction from Academy peers makes victims less likely to report sexual assault?	<input checked="" type="checkbox"/>	<input checked="" type="checkbox"/>	<input checked="" type="checkbox"/>	<input checked="" type="checkbox"/>	<input checked="" type="checkbox"/>
d. People "cry rape" to avoid punishment or after making a regrettable decision?	<input checked="" type="checkbox"/>	<input checked="" type="checkbox"/>	<input checked="" type="checkbox"/>	<input checked="" type="checkbox"/>	<input checked="" type="checkbox"/>
e. "Victim blaming" occurs (i.e., holding a victim partly or entirely responsible for a sexual assault)?	<input checked="" type="checkbox"/>	<input checked="" type="checkbox"/>	<input checked="" type="checkbox"/>	<input checked="" type="checkbox"/>	<input checked="" type="checkbox"/>
f. A victim's reputation affects whether Academy peers believe he or she was assaulted?	<input checked="" type="checkbox"/>	<input checked="" type="checkbox"/>	<input checked="" type="checkbox"/>	<input checked="" type="checkbox"/>	<input checked="" type="checkbox"/>
g. The other cadets/midshipmen watch out for each other to prevent sexual assault?	<input checked="" type="checkbox"/>	<input checked="" type="checkbox"/>	<input checked="" type="checkbox"/>	<input checked="" type="checkbox"/>	<input checked="" type="checkbox"/>
h. Your cadet/midshipmen leaders enforce rules (such as rules against fraternization and drinking in the dormitory)?	<input checked="" type="checkbox"/>	<input checked="" type="checkbox"/>	<input checked="" type="checkbox"/>	<input checked="" type="checkbox"/>	<input checked="" type="checkbox"/>
i. Your commissioned officers (AOCs, TACs, Company Officers) set good examples in their own behavior and talk?	<input checked="" type="checkbox"/>	<input checked="" type="checkbox"/>	<input checked="" type="checkbox"/>	<input checked="" type="checkbox"/>	<input checked="" type="checkbox"/>
j. Your non-commissioned officers (AMTs, TAC NCOs, SELs) set good examples in their own behavior and talk?	<input checked="" type="checkbox"/>	<input checked="" type="checkbox"/>	<input checked="" type="checkbox"/>	<input checked="" type="checkbox"/>	<input checked="" type="checkbox"/>

PRIOR EXPERIENCES

The questions so far have been about things that occurred in the past Academic Program Year (since June 2017). For the next question, please think about situations that happened more than one year ago, BEFORE June 2017. These are all experiences that you did not tell us about earlier in the survey.

These questions assess experiences of an abusive, humiliating, or sexual nature, and that occurred even though you did not want them to and did not consent.

Please include an experience regardless of who did it to you or where it happened.

94. **Before June 2017, did you ever experience any of the following intentional sexual contacts that were against your will or which occurred when you did not or could not consent in which someone... Mark all that apply.**

	Yes, before entering the Academy	Yes, since entering the Academy	No, have not experienced
a. Sexually touched you (for example, intentional touching of genitalia, buttocks, [breasts if you are a woman]), or made you sexually touch them?	<input checked="" type="checkbox"/>	<input checked="" type="checkbox"/>	<input checked="" type="checkbox"/>
b. Attempted to make you have sexual intercourse, but was not successful? ..	<input checked="" type="checkbox"/>	<input checked="" type="checkbox"/>	<input checked="" type="checkbox"/>
c. Made you have sexual intercourse?..	<input checked="" type="checkbox"/>	<input checked="" type="checkbox"/>	<input checked="" type="checkbox"/>
d. Attempted to make you perform or receive oral sex, anal sex, or penetration by a finger or object, but was not successful?	<input checked="" type="checkbox"/>	<input checked="" type="checkbox"/>	<input checked="" type="checkbox"/>
e. Made you perform or receive oral sex, anal sex, or penetration by a finger or object?	<input checked="" type="checkbox"/>	<input checked="" type="checkbox"/>	<input checked="" type="checkbox"/>

95. **Before June 2017, did a friend or someone close to you experience any of the intentional sexual contacts described above that were against their will or which occurred when they did not or could not consent?**

- Yes
- No
- Not sure

Appendix B. Frequently Asked Questions (FAQ)

DATA
DRIVEN
SOLUTIONS
FOR
DECISION
MAKERS



Frequently Asked Questions

The Office of People Analytics (OPA) Health and Resilience (H&R) division has been conducting surveys of gender issues for the Service Academies since 2006. The U. S. Coast Guard Academy (USCGA) was first surveyed in 2008. OPA uses scientific state of the art statistical techniques to draw conclusions from the Military Service Academies (MSAs) population. To construct estimates for the *2018 Service Academy Gender Relations Survey (2018 SAGR)*, OPA used weighting procedures to ensure accuracy of estimates to the full MSA population. The following details some common questions about our methodology as a whole and the *2018 SAGR* specifically.

1. **What was the population of interest for the 2018 Service Academy Gender Relations Survey (2018 SAGR)?**

The population of interest for the *2018 SAGR* consisted of students at the USCGA in class years 2018 through 2021. The entire population of male and female students was selected for the survey except students who were on exchange from another MSA and foreign exchange students. Students on exchange from another MSA were excluded because, while they could not participate in the survey at their home Academy, the statistical weighting at their home Academy accounted for them in their MSA population estimates. Foreign exchange students were excluded because they are not members of the MSA populations. This census of all students was designed for maximum reliability of results in the sections where the survey questions applied to only a subset of students, such as those questions asking details of an unwanted gender-related behavior.

The target survey frame consisted of 1,024 DoD MSA students drawn from the student rosters provided to OPA by USCGA. OPA received a final dataset containing 962 returned questionnaires, of which, 793 were considered complete, yielding an overall weighted response rate for respondents at USCGA of 77% (87% for women and 72% for men).

2. **What was the survey question used to measure Unwanted Sexual Contact?**

The measure of unwanted sexual contact for the 2006, 2008, 2010, 2012, 2014, 2016, and 2018 *SAGR* surveys includes the five specific behaviors listed below. In 2018, respondents were asked to indicate “Yes” or “No” to the following question for each behavior:

Since June 2017, have you experienced any of the following intentional sexual contacts that were against your will or occurred when you did not or could not consent in which someone..

- *Sexually touched you (for example, intentional touching of genitalia, buttocks, [breasts if you are a woman]), or made you sexually touch them?*
- *Attempted to make you have sexual intercourse, but was not successful?*
- *Made you have sexual intercourse?*

- *Attempted to make you perform or receive oral sex, anal sex, or penetration by a finger or object, but was not successful?*
 - *Made you perform or receive oral sex, anal sex, or penetration by a finger or object?*
3. **The term “Unwanted Sexual Contact” does not accurately represent the categories of crime in the Uniform Code of Military Justice (UCMJ). Why is this? Is unwanted sexual contact different than “sexual assault?”**

The measure of unwanted sexual contact used by the 2018 SAGR is behaviorally based. That is, the measure is based on specific behaviors experienced and does not assume the respondent has expert knowledge of the UCMJ or the UCMJ definition of sexual assault. The estimates created for the unwanted sexual contact estimated prevalence rate reflect the percentage of Academy students who experienced behaviors prohibited by the UCMJ.

The term “unwanted sexual contact” and its definition was created in collaboration with DoD legal counsel and experts in the field to help respondents better relate their experience(s) to the types of sexual assault behaviors addressed by military law and the DoD Sexual Assault Prevention and Response program. The vast majority of respondents would not know the differences among the UCMJ offenses of “sexual assault,” “aggravated sexual contact,” and “forcible sodomy” described in Articles 120 and 125, UCMJ. As a result, the term “unwanted sexual contact” was created so that respondents could read the definition provided and readily understand the behaviors covered by the survey. There are three broad categories of unwanted sexual contact that result: penetration of any orifice, attempted penetration, and unwanted sexual touching (without penetration). While these unwanted behaviors are analogous to UCMJ offenses, they are not meant to be exact matches. Many respondents cannot and do not consider the complex legal elements of a crime when being victimized by an alleged offender. Consequently, forcing a respondent to categorize accurately which offense they experienced would not be productive. The terms and definitions of unwanted sexual contact have been consistent throughout all of the SAGR surveys since 2006 to provide DoD with reliable data points across time.

In 2014, RAND Corp. conducted the *2014 RAND Military Workplace Survey (2014 RMWS)* independently from the DoD. For this effort, researchers fielded two versions of the survey: one using the unwanted sexual contact question and one using a newly constructed measure of sexual assault that incorporates UCMJ-prohibited behaviors and consent factors to derive estimated prevalence rates of crimes committed against military members. Weighted estimated top-line prevalence rates from each measure were not significantly different.

In October 2015, based on concerns from Academy leadership about the new measure, OPA conducted pretests at the three DoD Service Academies using the sexual assault measure from the *2014 RMWS*. The pretest included questions after the main survey asking if respondents understood the survey questions, whether they would be comfortable taking the survey, whether they would be comfortable taking the survey in a group setting, whether they would answer honestly, and whether they would have any negative reactions after taking the survey. Pretest results indicated that the sexual assault measure’s added length and graphic language made it inappropriate for administration to students in a group setting. Students who indicated on the

pretest that they had experienced sexual assault indicated lower willingness than other students to answer all survey items honestly, particularly during in-person survey administration. For these reasons, and to retain the ability to trend unwanted sexual contact results over time, the existing unwanted sexual contact measure was retained.

4. OPA uses “sampling” and “weighting” for their scientific surveys. Why are these methods used and what do they do?

Simply stated, sampling and weighting allow for data, based on a sample, to be generalized accurately up to the total population. In the case of the *2018 SAGR*, this allows OPA to generalize to the full population of Academy students who meet the criteria listed above. This methodology meets industry standards used by government statistical agencies, including the Census Bureau, Bureau of Labor Statistics, National Agricultural Statistical Service, National Center for Health Statistics, and National Center for Education Statistics. OPA subscribes to the survey methodology best practices promoted by the American Association for Public Opinion Research (AAPOR).³²

5. Were sampling and weighting used in the 2018 Service Academy Gender Relations Survey (2018 SAGR)?

The *2018 SAGR* was a census of all women and men at the Academy. That is, the survey was offered to all students, male and female. For that reason, sampling from the population was not necessary. However, even though all were offered a survey, not all students took the survey for a number of reasons (e.g., conflicts in schedules, refusal to participate, etc.). To ensure our estimates are generalizable, OPA uses weighting to represent accurately the full population. Data were weighted, using an industry standard process, to reflect the Academy’s population as of March 2018. Differences in the percentages of respondents and population for the reporting categories reflect differences in response rates. Weighting produces survey estimates of population totals, proportions, and means (as well as other statistics) that are representative of their respective populations. Unweighted survey data, in contrast, are likely to produce biased estimates of population statistics.

6. Does crime data typically fluctuate over time as we see in the Service Academy Gender Relations results?

As we continue to survey this population, we will gain a better understanding of the trends that exist within this population and what leads to fluctuations. In general, these types of surveys often see similar fluctuations; however, over time, the visual impact of these fluctuations is less dramatic.

³² AAPOR’s “Best Practices” state that, “virtually all surveys taken seriously by social scientists, policy makers, and the informed media use some form of random or probability sampling, the methods of which are well grounded in statistical theory and the theory of probability” (<http://www.aapor.org/Standards-Ethics/Best-Practices.aspx#best3>). OPA has conducted surveys of the military and DoD community using stratified random sampling for 20 years.

**7. Some of the estimates provided in the report show “NR” or “Not Reportable.”
What does this mean?**

The estimates become “Not Reportable” when they do not meet the criteria for statistically reliable reporting. This can happen for a number of reasons including high variability or too few respondents. This process ensures that the estimates we provide in our analyses and reports are accurate within the margin of error.

REPORT DOCUMENTATION PAGE				Form Approved OMB No. 0704-0188	
The public reporting burden for this collection of information is estimated to average 1 hour per response, including the time for reviewing instructions, searching existing data sources, gathering and maintaining the data needed, and completing and reviewing the collection of information. Send comments regarding this burden estimate or any other aspect of this collection of information, including suggestions for reducing the burden, to the Department of Defense, Executive Service Directorate (0704-0188). Respondents should be aware that notwithstanding any other provision of law, no person shall be subject to any penalty for failing to comply with a collection of information if it does not display a currently valid OMB control number. PLEASE DO NOT RETURN YOUR FORM TO THE ABOVE ORGANIZATION.					
1. REPORT DATE (DD-MM-YYYY) 03-07-2019		2. REPORT TYPE Final Report		3. DATES COVERED (From - To) March-April 2018	
4. TITLE AND SUBTITLE 2018 U.S. Coast Guard Service Academy Gender Relations Survey: Overview Report				5a. CONTRACT NUMBER	
				5b. GRANT NUMBER	
				5c. PROGRAM ELEMENT NUMBER	
6. AUTHOR(S) Davis, L., Klahr, A., Hylton, K., Klauberg, W., & Petusky, M.				5d. PROJECT NUMBER	
				5e. TASK NUMBER	
				5f. WORK UNIT NUMBER	
7. PERFORMING ORGANIZATION NAME(S) AND ADDRESS(ES) Office of People Analytics 4800 Mark Center Drive, Suite 06E22 Alexandria, VA 22350-4000				8. PERFORMING ORGANIZATION REPORT NUMBER OPA Report No. 2018-076	
9. SPONSORING/MONITORING AGENCY NAME(S) AND ADDRESS(ES) Sexual Assault Prevention and Response Office (SAPRO) 4800 Mark Center Drive, Suite 07G21 Alexandria, VA 22311				10. SPONSOR/MONITOR'S ACRONYM(S)	
				11. SPONSOR/MONITOR'S REPORT NUMBER(S)	
12. DISTRIBUTION/AVAILABILITY STATEMENT Approved for public release; distribution unlimited.					
13. SUPPLEMENTARY NOTES					
14. ABSTRACT This report provides results of the 2018 Service Academy Gender Relations Survey (2018 SAGR) conducted by the Health & Resilience Division within the Office of People Analytics (OPA) at the U.S. Coast Guard Academy (USCGA). This survey is the ninth of a series of surveys mandated by U.S. Code 10, as amended by Section 532 of the John Warner National Defense Authorization Act for Fiscal Year 2007 for the Military Service Academies. Though the aforementioned policy does not require USCGA to be assessed, USCGA has requested to participate since 2008, fulfilling the Coast Guard Authorization Act of 2010 which mandates report of sexual assaults in the Coast Guard. It assesses the incidence of unwanted sexual contact, sexual harassment, and related issues at USCGA. The survey results include rates of unwanted sexual contact, sexual harassment, and gender discrimination; a discussion of students' perceptions of Academy culture with respect to unwanted sexual contact and sexual harassment; and the availability and effectiveness of sexual assault and sexual harassment training.					
15. SUBJECT TERMS Unwanted Sexual Contact, Sexual Harassment, Gender Discrimination, Service Academy Culture, Training					
16. SECURITY CLASSIFICATION OF:			17. LIMITATION OF ABSTRACT	18. NUMBER OF PAGES	19a. NAME OF RESPONSIBLE PERSON
a. REPORT	b. ABSTRACT	c. THIS PAGE			Elizabeth (Lisa) Davis
UU	UU	UU	SAR	98	19b. TELEPHONE NUMBER (Include area code) 571-372-1105

INSTRUCTIONS FOR COMPLETING SF 298

1. REPORT DATE. Full publication date, including day, month, if available. Must cite at least the year and be Year 2000 compliant, e.g. 30-06-1998; xx-06-1998; xx-xx-1998.

2. REPORT TYPE. State the type of report, such as final, technical, interim, memorandum, master's thesis, progress, quarterly, research, special, group study, etc.

3. DATES COVERED. Indicate the time during which the work was performed and the report was written, e.g., Jun 1997 - Jun 1998; 1-10 Jun 1996; May - Nov 1998; Nov 1998.

4. TITLE. Enter title and subtitle with volume number and part number, if applicable. On classified documents, enter the title classification in parentheses.

5a. CONTRACT NUMBER. Enter all contract numbers as they appear in the report, e.g. F33615-86-C-5169.

5b. GRANT NUMBER. Enter all grant numbers as they appear in the report, e.g. AFOSR-82-1234.

5c. PROGRAM ELEMENT NUMBER. Enter all program element numbers as they appear in the report, e.g. 61101A.

5d. PROJECT NUMBER. Enter all project numbers as they appear in the report, e.g. 1F665702D1257; ILIR.

5e. TASK NUMBER. Enter all task numbers as they appear in the report, e.g. 05; RF0330201; T4112.

5f. WORK UNIT NUMBER. Enter all work unit numbers as they appear in the report, e.g. 001; AFAPL30480105.

6. AUTHOR(S). Enter name(s) of person(s) responsible for writing the report, performing the research, or credited with the content of the report. The form of entry is the last name, first name, middle initial, and additional qualifiers separated by commas, e.g. Smith, Richard, J, Jr.

7. PERFORMING ORGANIZATION NAME(S) AND ADDRESS(ES). Self-explanatory.

8. PERFORMING ORGANIZATION REPORT NUMBER. Enter all unique alphanumeric report numbers assigned by the performing organization, e.g. BRL-1234; AFWL-TR-85-4017-Vol-21-PT-2.

9. SPONSORING/MONITORING AGENCY NAME(S) AND ADDRESS(ES). Enter the name and address of the organization(s) financially responsible for and monitoring the work.

10. SPONSOR/MONITOR'S ACRONYM(S). Enter, if available, e.g. BRL, ARDEC, NADC.

11. SPONSOR/MONITOR'S REPORT NUMBER(S). Enter report number as assigned by the sponsoring/monitoring agency, if available, e.g. BRL-TR-829; -215.

12. DISTRIBUTION/AVAILABILITY STATEMENT. Use agency-mandated availability statements to indicate the public availability or distribution limitations of the report. If additional limitations/ restrictions or special markings are indicated, follow agency authorization procedures, e.g. RD/FRD, PROPIN, ITAR, etc. Include copyright information.

13. SUPPLEMENTARY NOTES. Enter information not included elsewhere such as: prepared in cooperation with; translation of; report supersedes; old edition number, etc.

14. ABSTRACT. A brief (approximately 200 words) factual summary of the most significant information.

15. SUBJECT TERMS. Key words or phrases identifying major concepts in the report.

16. SECURITY CLASSIFICATION. Enter security classification in accordance with security classification regulations, e.g. U, C, S, etc. If this form contains classified information, stamp classification level on the top and bottom of this page.

17. LIMITATION OF ABSTRACT. This block must be completed to assign a distribution limitation to the abstract. Enter UU (Unclassified Unlimited) or SAR (Same as Report). An entry in this block is necessary if the abstract is to be limited.

