



US 20170137340A1

(19) **United States**

(12) **Patent Application Publication**

**Luan et al.**

(10) **Pub. No.: US 2017/0137340 A1**

(43) **Pub. Date: May 18, 2017**

(54) **PYROPHORIC FOAM MATERIALS AND  
METHODS OF MAKING THE SAME**

**Publication Classification**

(71) Applicants: **Zhaohua Luan**, Roxbury, NJ (US);  
**Kendall C. Mills**, Blairstown, NJ (US);  
**Lauren A. Morris**, Midland Park, NJ  
(US); **Christopher D. Haines**, Union,  
NJ (US)

(51) **Int. Cl.**  
**C06B 45/04** (2006.01)  
**C06B 21/00** (2006.01)  
(52) **U.S. Cl.**  
CPC ..... **C06B 45/04** (2013.01); **C06B 21/0058**  
(2013.01)

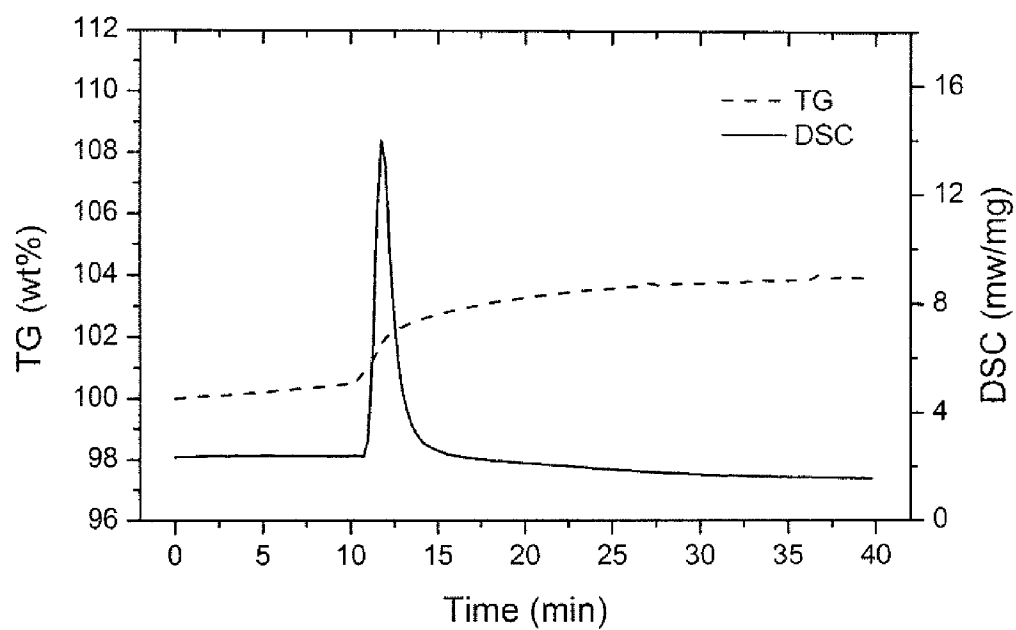
(72) Inventors: **Zhaohua Luan**, Roxbury, NJ (US);  
**Kendall C. Mills**, Blairstown, NJ (US);  
**Lauren A. Morris**, Midland Park, NJ  
(US); **Christopher D. Haines**, Union,  
NJ (US)

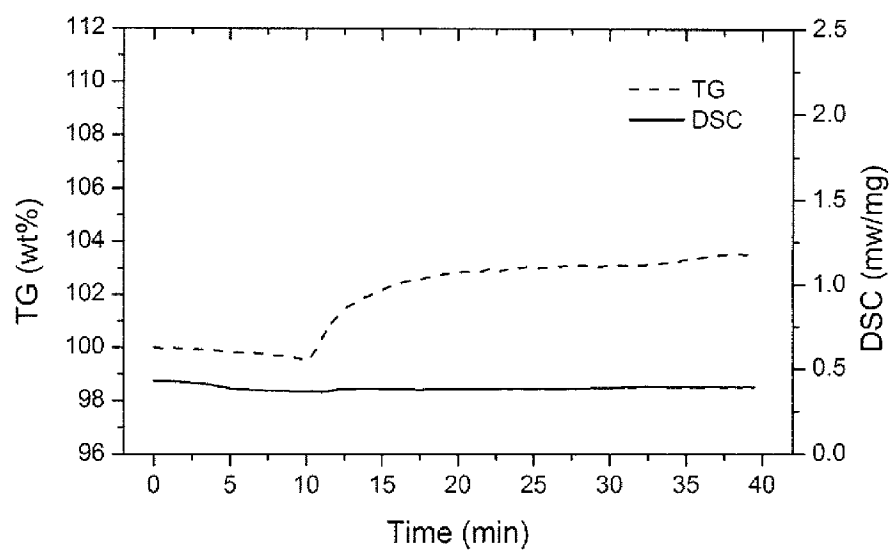
(57) **ABSTRACT**

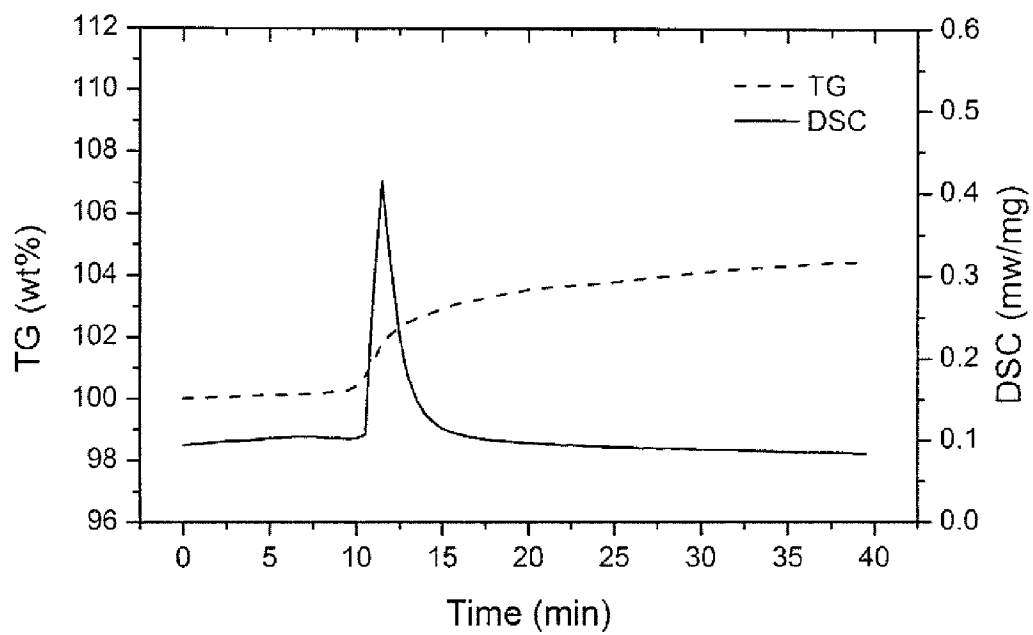
(21) Appl. No.: **14/940,775**

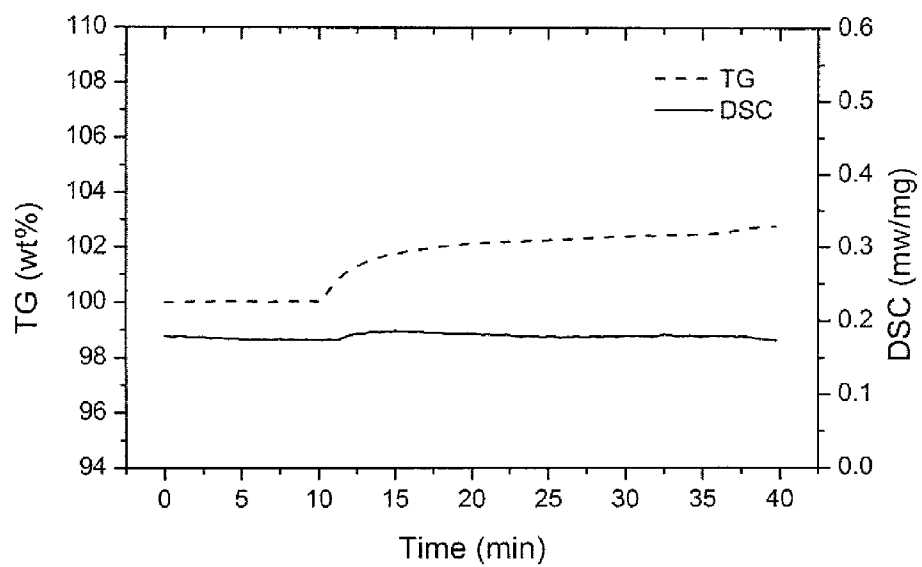
(22) Filed: **Nov. 13, 2015**

An in-situ process for synthesizing highly pyrophoric foam materials using metal and carbon precursors wherein the precursors serve as foaming and activating agents to disperse and lock nano-sized metal particles within a rigid porous carbon matrix. The resulting carbon matrix is also pyrophoric.









## PYROPHORIC FOAM MATERIALS AND METHODS OF MAKING THE SAME

### RIGHTS OF THE GOVERNMENT

[0001] The inventions described herein may be manufactured and used by or for the United States Government for government purposes without payment of any royalties.

### FIELD OF INVENTION

[0002] An in-situ method for synthesizing highly pyrophoric foam materials, in which precursor chemicals with potential to form pyrophoric metal particles and highly porous carbon foams, respectively, are uniformly mixed, with or without aid of a solvent, to produce a paste, cast into any geometry desirable for a specific application, and subjected to further thermal treatments for curing and activation. This leads to the formation of foam materials with pyrophoric metal particles embedded uniformly into a highly porous carbon matrix which is also pyrophoric in nature.

### BACKGROUND OF THE INVENTION

[0003] Finely powdered iron metal particles are pyrophoric as they can ignite and burn spontaneously upon direct contact with the air. The reaction is highly exothermic and self-sustainable, in which the iron particles react naturally with the oxygen in the atmosphere to form iron oxides, which is otherwise commonly known as the “rusting of steels”. The reactivity of the iron metal particles in the air has, however, been found to be largely a function of its particle sizes and the corresponding surface areas available to react with the oxygen in the atmosphere. Another important aspect of very fine iron particles, as with any nanosized metal powders, is its natural tendency to aggregate or sinter at elevated temperature to form larger particles resulting in dramatic loss of its pyrophoric properties.

[0004] Therefore, significant efforts have been made over past decades to segregate and stabilize nanosized iron particles on various substrates with large surface areas, such as metallic foils, non-combustible fiber meshes, activated carbons, zeolites, and, most recently, carbon nanotubes, etc. The resulting pyrophoric materials, in various forms, have been an important subject in a wide array of applications such as cathode materials for fuel cells, active agent in chemical sensing device, and catalysts for ammonia synthesis, liquid-phase hydrogenation reactions for fine chemicals, and groundwater remediation, etc. Once passivated slightly in controlled environments, certain pyrophoric iron materials have found applications as pigments for magnetic tapes and in medical practice for its bacteriostatic properties. In military, pyrophoric iron materials have long been considered as the primary pyrotechnic charges in pyrophoric penetrator, ammunition training round markers, and infrared aerial decoy devices against heat-seeking missiles.

[0005] Pyrophoric iron particles found on various substrates are well documented, but most of those substrates reported in the literature do not actually provide the kind of confinement down to nanometer scales to prevent aggregation and sintering of fine particles at elevated temperature, as is the case with metallic foils and fabric materials. The pyrophoric iron composite materials thus obtained are normally dusty in nature, and the loading of active iron ingredients and the thermal activation are considered extremely

delicate processes. In the cases of substrates with highly porous structures, such as zeolites or activated carbons, the transportation of the precursor iron ingredients into the existing narrow channels, less than 0.7 nm or around 1.0 nm of zeolites or activated carbons respectively, is severely hindered, so is its interaction with oxygen in air as pyrophoric materials. For instance, Gash et al, U.S. Patent Application Publication No. 2010/0139823, discloses methods for creating pyrophoric materials by first heating a carbon foam to create micropores, then depositing liquid solution containing metal ions into the micropores. This results in overall lower loading of pyrophoric iron particles and limited reactivity, and this class of materials is reported mostly as catalysts rather than pyrophoric materials.

[0006] The present invention provides an alternative approach to make pyrophoric foam materials by disclosing a simple in-situ or one-pot process for making pyrophoric foam materials in which the precursor chemicals with potential to form pyrophoric metal particles and porous carbon materials, respectively, are uniformly mixed, with or without a solvent, to produce a paste, molded or casted into any desirable geometry. Further thermal treatments results in the formation of the pyrophoric foams with pyrophoric metal particles uniformly distributed in a highly microporous carbon matrix which are also pyrophoric in nature.

### SUMMARY OF THE INVENTION

[0007] Finely powdered iron metal particles are pyrophoric but naturally tend to aggregate or sinter when exposed to elevated temperature to form larger particles with reduced reactivity. Efforts have been made to stabilize nanosized iron particles on various substrates with large surface areas, but with limited success. In this invention, a simple one-pot or in-situ synthesis route for extremely pyrophoric foam materials is disclosed, in which precursor metal molecules (or clusters) are first well dispersed into a polymeric matrix, followed by thermal treatments to produce pyrophoric metal nanoparticles formed through simultaneous carbonization of the polymeric matrix. Since the decomposition of the precursor metal molecules (or clusters) and the carbonization of the polymeric matrix occur simultaneously, the synergy between these chemical reactions is fully exploited to complete the carbonization process. For instance, the gaseous products from the decomposition of the metal precursors serve as foaming and activation agents for the carbonization of the polymeric matrix, while the evolving carbon matrix is being continuously carved to segregate the newly formed pyrophoric iron particles. Upon contact with the air, the foam materials are highly pyrophoric and burn intensely; both the pyrophoric iron nanoparticles and the microporous carbon matrix are highly flammable and contribute to the total heat output.

### BRIEF DESCRIPTION OF THE DRAWINGS

[0008] Further features and advantages of the present invention may be understood from the drawings.

[0009] FIG. 1. Thermogravimetric (TG) and differential scanning calorimetry (DSC) measurement of the pyrophoric foam upon exposure to air flow at ambient condition. The pyrophoric foam was produced in a gas flow of 5% hydrogen in argon.

[0010] FIG. 2. Thermogravimetric (TG) and differential scanning calorimetry (DSC) measurement of the iron par-

ticles from pure iron oxalate upon exposure to air flow at ambient condition. The iron particles were produced through direct decomposition of iron oxalate in a gas flow of 5% hydrogen in argon.

**[0011]** FIG. 3. Thermogravimetric (TG) and differential scanning calorimetry (DSC) measurement of the pyrophoric foam upon exposure to air flow at ambient condition. The pyrophoric foam was produced in a gas flow of pure argon.

**[0012]** FIG. 4. Thermogravimetric (TG) and differential scanning calorimetry (DSC) measurement of the iron particles from pure iron oxalate upon exposure to air flow at ambient condition. The iron particles were produced through direct decomposition of iron oxalate in a gas flow of pure argon.

#### DETAILED DESCRIPTION

**[0013]** A simple one-pot synthesis route is disclosed for extremely pyrophoric foam materials wherein precursor metal molecules or clusters are first well dispersed into a polymeric matrix, followed by thermal treatments to produce pyrophoric metal particles formed through simultaneous carbonization of the polymeric matrix. The process exploits the synergy of the decomposing precursor metal molecules or clusters with the carbonization of the polymeric matrix into a simultaneous process. For instance, the gaseous products from the decomposition of the metal precursors serve as foaming and activation agents for the carbonization of the polymeric matrix, while the evolving carbon matrix is being continuously carved to segregate the newly formed pyrophoric metal particles. Upon contact with the air, the pyrophoric foam materials thus obtained burn intensely; both the pyrophoric metal nanoparticles and the carbon matrix are highly flammable and contribute to the total heat output.

**[0014]** The articles “a” and “an” are used herein to refer to one or to more than one (i.e. to at least one) of the grammatical object of the article. By way of example, “a metal” means one metal or more than one metal.

**[0015]** The in situ or one pot process for preparing a pyrophoric foam material comprises the steps of (a) mixing a precursor composition comprising precursor metal molecules, carbon precursor, and solvent into a homogenous paste, (b) casting the homogenous paste, (c) curing the homogenous paste and (d) activating the cured homogenous paste into a porous carbon matrix uniformly embedded with nano-sized metal particles by heating the cured homogenous paste at elevated temperatures under an inert or reducing atmosphere.

**[0016]** In the present invention, the precursor metals molecules are compounds with atomically isolated metal ions, such as inorganic metal salts of iron, aluminium, bismuth, boron, calcium, hafnium, iron, magnesium, manganese, tin, titanium, cobalt, uranium, zinc, zirconium, etc., organometallic molecules with charged or uncharged metal elements counter-balanced with a number of organic legands. Examples of the inorganic metal salts include, not limited to, iron oxalate dihydrate and aluminium sulfate, while the organometallic compounds refer to organic metal molecules such as, but not limited to, triethylaluminum and ferrocene. A preferred precursor metal is iron oxalate dihydrate.

**[0017]** The selection of carbon precursors for the polymeric matrix should be determined based on its ability to crosslink upon thermal treatment and form highly porous carbon foam. Carbon precursors, such as petroleum pitch

and carbohydrates such as starch and sugars, are acceptable. Resole phenolic resin is preferred as it has excellent solubility in certain solvents for easy processing and is moldable as a thermoset polymer into any desirable geometry prior to further thermal treatments.

**[0018]** Solvents should be selected for its ability to promote uniform mixing of the precursor chemicals for pyrophoric metal molecules and the carbon foams. Ethanol is a preferred solvent. When ethanol is used as a solvent, the amount may vary from 5 to 10 ml for a 10 g batch of precursor composition mix, depending on the desired viscosity and/or density of the paste.

**[0019]** The pyrophoric foam composition can be molded and fabricated into predefined geometric shapes prior to thermal activation such as pellets, thin disks, beads, granulars, monoliths with large channels and cavities. Curing the molded homogenous paste comprising the metal and carbon precursor can be achieved by heating the composition at about 50° C. to about 200° C., preferably about 100° to about 160° C. Activating the cured homogenous paste to produce the pyrophoric microporous foam material can be achieved by heating the composition to about 400° C. to about 800° C. under an inert or reducing atmosphere.

**[0020]** The ratio of the precursor chemicals to produce the pyrophoric microporous foams, can be adjusted accordingly to achieve a targeted loading of the pyrophoric metal particles in the carbon foams for desirable structural and pyrophoric properties. For the pyrophoric foams produced with iron oxalate dihydrate as the metal precursor and thermoset phenolic resin as carbon precursor, a preferred ratio is between about 10.0 to 1.0. With measured weight losses of approximately 69% and 50% for iron molecules and carbon precursors, respectively, upon thermal treatment to produce pyrophoric foams, an iron/carbon weight ratio in a range of about 6.2 to 0.62 can be obtained for the final foam materials. The pyrophoric foam materials containing porous carbon matrix with embedded metal nanoparticles produced by the process described herein may be maintained or stored under an inert or reducing atmosphere to preserve its reactivities toward the air or an oxidizing atmosphere.

**[0021]** The utility of this invention is well demonstrated in the examples below, though the weight ratios of precursor materials could be adjusted in a wide range for desirable properties for any particular applications. The curing and thermal treatment conditions could also be varied in a range well documented in prior arts for carbonization of carbon precursors.

#### **[0022]** EXAMPLE 1

**[0023]** Iron oxalate dihydrate was used as the metal precursor. Analysis revealed that it yields 20% water and 49% carbon dioxide as gases, and 31% metal iron particles by weight after being heated to 450° C. where a complete decomposition was observed. The carbon precursor was a resole phenolic resin from Georgia-Pacific Chemicals LLC, coded GP-5520, which showed a carbon yield of ~50% by weight after mixed with ethanol to produce a paste, the homogenous paste was cured at 160° C. overnight, and heated in inert gas to up to 800° C.

**[0024]** In a typical sample preparation, 10 g of iron oxalate dihydrate was combined and mixed with 3 g of the resole phenolic resin, and 5 ml of dry ethanol was then added into the mix with vigorous stirring to produce a homogenous paste. The paste could be left drying in air at room tem-

perature or molded into any desirable geometry, and/or transferred into an oven for curing at 160° C. for 12 hours to produce a composite material with rigid structure. The cured composite was further subjected to activation by heat treatment at 500° C. for 30 minutes in the constant flow of 5% hydrogen in argon to yield a highly porous foam product. in-situ analysis showed that the iron oxalate gave off water and carbon dioxide gases as the decomposition reaction proceeded, as does the resole phenolic resin through further structural crosslink and carbonization.

**[0025]** After cooling down to ambient temperature of around 30° C. and upon exposure to air flow, the foam burned immediately with intense heat output, as shown in FIG. 1, indicating spontaneous self-ignition at ambient temperature. The reaction was accompanied with significant weight gain indicating combustion of pyrophoric iron particles to iron oxides.

#### EXAMPLE 2

**[0026]** In FIG. 2, a powder sample prepared from pure iron oxalate, subjected to the same thermal treatments, did not show any signs of self-ignition with heat output, though a weight gain was also observed, indicating a slow reaction (smoldering) of iron particles with air to form iron oxides. The results confirm that the pyrophoric foam materials disclosed in this invention is remarkably more pyrophoric than the iron powders produced otherwise.

#### EXAMPLE 3

**[0027]** In FIG. 3, a cured composite was prepared the same as demonstrated in example 1, but was subjected to heat treatment at 500° C. in the constant flow of pure argon instead of 5% hydrogen in argon. After cooling down to ambient temperature of around 30° C. and exposed to air flow, the foam material burned spontaneously but with reduced heat output as compared to the one treatment in gas of 5% hydrogen in argon.

#### EXAMPLE 4

**[0028]** In FIG. 4, a powder sample prepared from pure iron oxalate following same thermal treatments in pure argon did not show any signs of self-ignition but a slow weight gain was still observed. The results further confirm that the pyrophoric foam materials disclosed in this invention possess more pyrophoric iron particles than the ones produced otherwise.

**[0029]** While embodiments have been set forth as illustrated and described above, it is recognized that numerous variations may be made. Therefore, while the invention has been disclosed in various forms only, it will be obvious to those skilled in the art that additions, deletions and modifications can be made without departing from the spirit and scope of this invention, and no undue limits should be imposed, except as to those set forth in the following claims.

What is claimed is:

1. A process for preparing a pyrophoric porous foam material comprising:

(a) mixing a precursor pyrophoric composition comprising, precursor metal molecules wherein said precursor metal molecules is one or more of a member selected from the group consisting of an inorganic metal salt or organometallic compound, a carbon precursor, and a solvent to form a homogenous mixture;

(b) casting the homogenous mixture of step (a) into a geometric shape;

(c) curing the product of step (b) at above ambient temperature; and

(d) activating the product of step (c) by heating said product under an inert or reducing atmosphere to carbonize the carbon matrix and uniformly embed the metal nanoparticles in said matrix; and

(e) wherein the steps of mixing, casting, and curing are performed in-situ.

2. The process of claim 1, wherein the inorganic metal salt or organometallic compound comprises metal ions or metal elements of iron, aluminum, bismuth, boron, calcium, hafnium, iron, magnesium, manganese, tin, titanium, cobalt, uranium, zinc, and/or zirconium.

3. The process of claim 1, wherein the inorganic metal salt is aluminum sulfate.

4. The process of claim 1, wherein the inorganic metal salt is a metal dihydrate.

5. The process of claim 4, wherein the metal dihydrate is iron oxalate dihydrate.

6. The process of claim 1, wherein the organometallic compound is triethylaluminum or ferrocene.

7. The process of claim 1, wherein the carbon precursor is selected from the group consisting of resole phenolic resin, petroleum mesopitch, and carbohydrate.

8. The process of claim 1, wherein the carbon precursor is resole phenolic resin.

9. The process of claim 1, wherein the solvent is ethanol.

10. The process of claim 1, wherein curing the product of step (b) comprises heating said product to about 50° C. to about 200° C.

11. The process of claim 1, wherein the inert or reducing atmosphere is a mixture of hydrogen and argon gas or hydrogen and nitrogen gas.

12. The process of claim 1, wherein the inert or reducing atmosphere is at least 5% hydrogen in argon or 5% hydrogen in nitrogen gas.

13. The process of claim 1, wherein activating the product of step (c) is performed by heating said product at about 400° C. to about 800° C.

14. The process for claim 1 wherein the geometric shapes of step (b) is selected from the group consisting of thin disks, beads, granulars, monoliths, and pellets.

15. An process for preparing a pyrophoric porous foam material comprising:

(a) mixing a pyrophoric composition consisting essentially of iron oxalate dihydrate, resole phenolic resin, and ethanol into a homogenous mixture;

(b) casting the homogenous mixture;

(c) curing said homogenous mixture at above room temperature; and

(d) activating the cured homogenous mixture by heating said cured homogenous mixture at about 400° C. to about 800° C. in the presence of an inert or reducing atmosphere.

16. The process of claim 15 wherein the steps of mixing, casting, and curing are performed in-situ.

17. The process of claim 17 wherein the inert or reducing atmosphere consists essentially of at least one gas selected from the group of hydrogen, nitrogen, an argon.

18. A pyrophoric foam composition consisting essentially of a predefine geometric shape porous carbon matrix having pyrophoric metal nanoparticles uniformly embedded



throughout said porous carbon matrix, wherein said foam composition is maintained in an inert or reducing atmosphere.

**19.** The composition of claim **18** wherein the pyrophoric metal nanoparticles consists essentially of iron.

\* \* \* \* \*