

Army Hearing Program Status Report

Q1 FY17

**Clinical Public Health & Epidemiology Directorate
Army Hearing Division**

27 March 2017



Table of Contents

Introduction.....	1
Summary	1
Discussion.....	2
Recommendations	4
Appendix A – References	A-1
Appendix B – Findings and Data	B-1
1. All Regions.....	B-1
2. RHC-Pacific.....	B-16
3. RHC-Atlantic	B-19
4. RHC-Europe	B-34
5. RHC-Central.....	B-39
Appendix C – All Regions Full Survey Tables.....	C-1
Appendix D – RHC-P Full Survey Tables	D-1
Appendix E – RHC-A Full Survey Tables	E-1
Appendix F – RHC-E Full Survey Tables.....	F-1
Appendix G – RHC-C Full Survey Tables.....	G-1

INTRODUCTION

The Army Hearing Program Status Report (AHPSR) is a component of the Public Health Management System (PHMS) and provides a means for the installation Hearing Program Managers (HPM) to monitor, assess, and report aspects of their programs as required by Department of Defense Instruction (DODI) 6055.12, Department of the Army Pamphlet (DA PAM) 40-501, and the Chief of Staff of the Army's Safety and Occupational Health objectives. U.S. Army Medical Command (MEDCOM) Chief of Staff Memorandum, dated 15 December 2016, mandates participation in the survey.

Chapter 9 of DA PAM 40-501 directs HPMS to collect and report certain metrics for the purpose of program evaluation. The AHPSR is structured in such a way as to capture all of the required elements in the chapter. This provides a vehicle for the collection of Measures of Performance (MOP) and Measures of Effectiveness (MOE) in order to report the metrics as directed.

This report provides the data for the responses recorded from the first quarter of fiscal year 2017 (Q1 FY17). The report contains tables of the responses aggregated by region and by the respective installations within the region. To correspond to the reporting requirements detailed in DA PAM 40-501, the survey is broken into four sections: Hearing Readiness, Clinical Hearing Services, Operational Hearing Services, and Hearing Conservation.

SUMMARY

Response Rate

Of the 102 queried installations, 49 provided responses for an overall response rate of 48 percent. The response rate signifies an increase from previous quarters. Regional Health Command Central (RHC-C) had the highest return rate at 70 percent (16/23), while RHC-Pacific (RHC-P) had the lowest at 18 percent (3/17). RHC-Atlantic (RHC-A) and RHC-Europe (RHC-E) had response rates of 54 percent (23/43) and 37 percent (7/19) respectively.

Hearing Readiness

The average number of Soldiers tested by installation for Q1 FY17 was 1229. There was an average of 101 sections/units and 2 Hearing Program Officers (HPO) trained. RHC-A averaged 1187 tested, 9 sections educated, and 1.5 HPOs trained. RHC-E averaged 349 tested, 0 sections educated, and 0 HPOs trained. RHC-C averaged 1393 tested, 302 sections educated, and 3.5 HPOs trained. RHC-P averaged 3482 tested, 1.5 sections educated, and 1.5 HPOs trained.

Clinical Hearing Services

Of the respondents, 76 percent (37/49) indicated that they have a process in place for peer review of audiological services. Seventy percent respondents (16/23) in RHC-A, 100 percent (7/7) in RHC-E, 69 percent (11/16) in RHC-C, and 100 percent (3/3) in RHC-P reported having peer review in place.

An average of 148 Soldiers per site reported some level of tinnitus. Tinnitus numbers should be viewed by the individual installation level and kept in context of the number of Soldiers tested.

Operational Hearing Services

Only Ft. Jackson in RHC-A reported any operational hearing services. Responses from this installation indicate that three static range inspections occurred during this quarter. None of the inspections indicated hearing protection fitting demonstrations or fit checks as part of the procedures. No maneuver range or base camp evaluations were reported at any installation during this quarter.

Hearing Conservation

On average, about 27 units comprised of noise-exposed DA Civilians were provided with education this quarter. On average, 5 units were inspected and an average of 10 complied with hearing protection use. The regional averages are:

- RHC-A: nine units educated, eight inspected, and eight complied with hearing protection use.
- RHC-C: 39 units educated, 4 inspected, and 20 complied with hearing protection.
- RHC-P reported only the number of individuals educated, all at one installation.

- RHC-E reported no results.

Title 29 Code of Federal Regulations (CFR) 1904 and DODI 6055.12 require reporting of occupational hearing illness and injury. For Q1FY17, an average of 4 Civilian (CIV) and 17 military (MIL) recordable hearing losses were reported by the Defense Occupational and Environmental Health Readiness System – Hearing Conservation (DOEHRS-HC), and an average of 2 CIV and 3 MIL losses were recorded on the occupational illness and injury logs. RHC-A reported an installation average of 5/27 (CIV/MIL) and recorded 2/2 (CIV/MIL) on the logs. RHC-C results were 4/8 (CIV/MIL reported by DOEHRS-HC) and 2/4 (CIV/MIL recorded on logs). RHC-E results were 0.25/3 (CIV/MIL) with none recorded on the logs. RHC-P results were reported as zero.

Appendix A contains a list of references used in this report. Appendix B contains the Findings and Data of the survey presented in Line Plots and Bar Plots to show completion rates over 60 percent and the average of the responses that had results. Appendix C shows the full tables of these rates and averages for all regions. Appendices D-G show the full survey tables broken down by region.

DISCUSSION

Hearing Readiness

The installation level view offers the most useful view of the average number of Soldiers tested, as the small number of respondents can skew the results. As an example, RHC-P averaged 3483 Soldiers tested, but only had data from two installations. One installation tested 6817 Soldiers, while the other reported only 148, resulting in an average that is not representative of the workload at each installation. Additionally, the number of Soldiers tested is most meaningful when converted to a proportion. Ideally, an installation would test one quarter of its Soldiers each quarter. Therefore, the denominator for a given installation would be the number of Soldiers divided by four, and the numerator would be the number of Soldiers tested that quarter. This proportion yields a measure of effectiveness indicating the efficiency with which the program operates. The closer the number is to one, the more efficient the program.

It is important to note that the number of units/sections educated was not reported in the same manner. Several installations reported not providing education at the unit level. These installations report providing education on an individual basis, and reported the number of individuals under the section. Therefore, the average number of units trained is skewed higher than the actual number of unit trainings provided.

Clinical Hearing Services

Peer review of encounters is a critical step in quality assurance. Army Regulation (AR) 40-68 outlines requirements for ongoing clinical performance reviews, to include peer reviews and chart audits. The Joint Commission requires an ongoing peer review process for privileged providers. As a result, compliance with this requirement should be 100 percent.

It is important to understand that the reported tinnitus numbers are a subset of those Soldiers who received a test, not all Soldiers. Tinnitus rates can be calculated for each installation by taking the number of people who reported tinnitus divided by the number of people tested. Tinnitus is often a symptom of at least some degree of noise damage to the ear and can be a leading indicator of how well the hearing program is protecting its personnel.

Operational Hearing Services

AR 40-5 requires that the hearing program manager spend at least 50 percent of their time in activities designed to prevent hearing loss. These activities include work site visits and range inspections. Firing ranges and field exercises represent a large portion of the noise exposure to Soldiers in garrison. Because of this, it is important for the Army Hearing Program representatives and managers to visit and inspect these areas regularly for noise exposure and proper protective measures. As evidenced by the responses to the most recent survey, these types of activities do not occur at most installations.

Hearing Conservation

Hearing conservation services are geared toward the exposure of personnel in fixed facility type operations. Hearing conservation activities are focused on site visits, hearing protection use, and hearing health education. Responses to this survey indicate that limited numbers of work site visits are being conducted. Responses also suggest that installations generally deliver civilian hearing health education on an individual basis rather than unit-level. Additionally, responses highlight that respondents misunderstand the survey question concerning hearing protection use among those units that were inspected. There are consistently higher numbers reported for the “of those inspected” question than to the “how many inspected” question. The former number should always be lower than the latter, since it is a subset of those units inspected.

Occupational Safety and Health Administration (OSHA) reportable hearing loss is consistently under reported across all installations. DOEHRS-HC collects and reports those individuals who meet the criteria for a reportable loss. These individuals should then be recorded on an illness/injury log. DODI 6055.07 and DA PAM 385-40 require separate logs be maintained for Civilian and military occupational illness/injuries. Based upon the determination of work-relatedness, not all individuals flagged by the DOEHRS-HC will ultimately remain on a log. OSHA and DOD regulations allow for the removal of an entry on an occupational illness/injury log when a medical provider determines the condition meets the exceptions to work-relatedness as defined by 29 CFR 1904.5 and DODI 6055.07. However, due to the nature of noise exposure in the Army, one expects there to be few exceptions and little difference between the averages of the OSHA reportable hearing losses reported by DOEHRS-HC and those actually on the logs. Examination of these differences provides another measure of effectiveness of the program. Currently, there is a very large difference between the averages, indicating that the programs are not following through on the recording of the hearing illness/injuries.

RECOMMENDATIONS

Increase participation in the survey as directed by Chief of Staff MEDCOM.

Modify the survey for future iterations to reflect the education on an individual basis rather than a unit level. This will align the survey with the practice at the installation level.

Implement peer reviews and/or chart audits at all installations for all privileged providers.

Increase the Army Hearing Program presence at noise-hazardous areas and increase the number of both work sites and ranges visited. The HPM should coordinate closely with the range and safety offices and the industrial hygiene department to help accomplish this mission.

HPMs should develop clear policies for ensuring that all personnel identified with a potential OSHA reportable hearing loss receive the requisite follow-up and adjudication.

APPENDIX A

Reference

Department of the Army. 2004. Army Regulation 40-68, *Medical Services Clinical Quality Management*.

Department of the Army. 2007. Army Regulation 40-5, *Medical Services Preventative Medicine*.

Department of the Army. 2015. Army Pamphlet 40-501, *Army Hearing Program*.

Department of the Army. 2015. Army Pamphlet 385-40, *Safety Army Accident Investigations and Reporting*.

Department of Defense. 2004. Department of Defense Instruction 6055.12, *DOD Heating Conservation Program (HCP)*.

Department of Defense. 2009. Department of Defense Instruction 6055.07, *DOD Traffic Safety Program*.

Memorandum, Department of the Army, subject: Army Safety and Occupational Health Objectives for Fiscal Year 2016, 21 October 2015.

Memorandum, Office of the Surgeon General, subject: Public Health Management System Data Calls, 15 December 2016

The Joint Commission. *Comprehensive Accreditation Manual, Standard MS.08.01.01*. Oakbrook Terrace, IL: Joint Commission Resources, 2014.

U.S. National Archives and Records Administration. *Code of Federal Regulations*. Title 29 Part 1904, Recording and Reporting Occupational Injuries and Illnesses.

Army Hearing Program Status Report Quarter 1, Fiscal Year 2017

Appendix B

Findings and Data

B-1. All Regions Combined. There were 40 questions per survey, and 49 installations responded, which gives a total of 1960 possible questions could be answered. There were 630 answers for an overall completion rate of 32.14 percent.

B-1.1 The questions with a completion rate over 60 percent are listed in the table below. To view the full table, see Appendix C.

How many Soldiers at your installation completed the annual DOEHRS-HC monitoring audiometry this quarter?	97.96%
How many Military units/sections at your installation were provided with annual hearing health education this quarter?	95.92%
How many unit hearing program officers were trained at your installation this quarter?	97.96%
Using DOEHRS-HC reporting data, how many people reported experiencing some level of tinnitus at your installation this quarter?	79.59%
How many STATIC range inspections were conducted at your installation this quarter? If none auto skip to #2	71.43%
How many MANEUVER range inspections were conducted at your installation this quarter? If none auto skip to #3	67.35%
How many base camp evaluations were conducted at your installation this quarter? If none, auto-skip to next section.	63.27%
How many units/sections comprised of DA Civilians at your installation were provided annual hearing health education this quarter?	81.63%
How many noise-hazardous units/sections comprised of DA Civilians were inspected at your installation this quarter?	81.63%
How many units/sections comprised of DA Civilians inspected at your installation complied with use of hearing protection in hazardous noise operations this quarter?	79.59%
DA Civilian -Using the report from DOEHRS-HC, how many recordable hearing losses occurred at your installation this quarter?	83.67%
Military -Using the report from DOEHRS-HC, how many recordable hearing losses occurred at your installation this quarter?	83.67%
DA Civilian - How many DOD/OSHA recordable hearing losses were recorded on the injury/illness log with Safety and/or OH this quarter?	79.59%
Military - How many DOD/OSHA recordable hearing losses were recorded on the injury/illness log with Safety and/or OH this quarter?	79.59%
Please indicate any comments or questions you have for the Army Hearing Division office here.	61.22%

B-1.2 The average of the responses that had results are listed in the table below. To view the full table, see Appendix C.

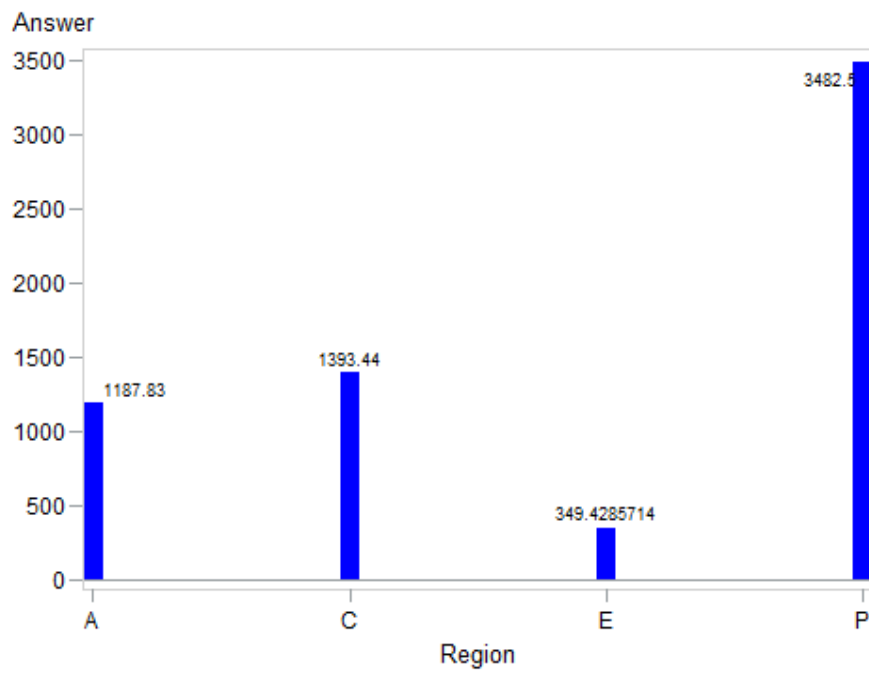
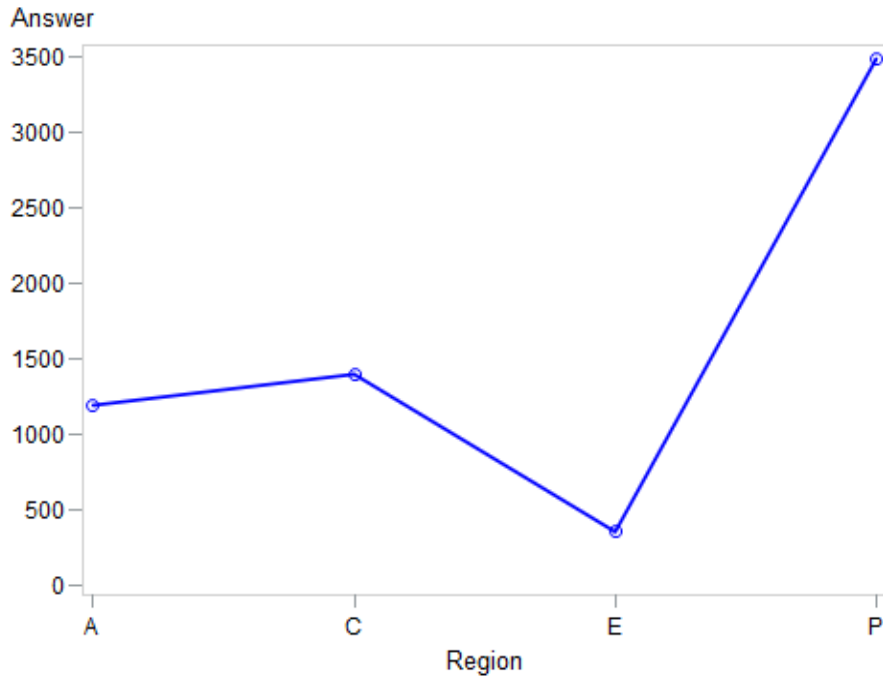
Question	Mean
How many Soldiers at your installation completed the annual DOEHRS-HC monitoring audiometry this quarter?	1229.71
How many Military units/sections at your installation were provided with annual hearing health education this quarter?	101.13
How many unit hearing program officers were trained at your installation this quarter?	1.94
Using DOEHRS-HC reporting data, how many people reported experiencing some level of tinnitus at your installation this quarter?	147.92
How many STATIC range inspections were conducted at your installation this quarter? If none auto skip to #2	0.09
How many of the STATIC ranges inspected had warning signs posted?	1.5
At how many STATIC ranges inspected were hearing protectors made readily available?	1.5
At how many STATIC ranges inspected were personnel using hearing protection?	1.5
At how many STATIC ranges inspected was there a deficiency in the way personnel were using hearing protection?	1.5
How many units/sections comprised of DA Civilians at your installation were provided annual hearing health education this quarter?	27.4
How many noise-hazardous units/sections comprised of DA Civilians were inspected at your installation this quarter?	5.05
How many units/sections comprised of DA Civilians inspected at your installation complied with use of hearing protection in hazardous noise operations this quarter?	10.56
DA Civilian - Using the report from DOEHRS-HC, how many recordable hearing losses occurred at your installation this quarter?	4.07
Military - Using the report from DOEHRS-HC, how many recordable hearing losses occurred at your installation this quarter?	17.1
DA Civilian - How many DOD/OSHA recordable hearing losses were recorded on the injury/illness log with Safety and/or OH this quarter?	1.72
Military - How many DOD/OSHA recordable hearing losses were recorded on the injury/illness log with Safety and/or OH this quarter?	2.59

B-1.3 The completion rate sorted by the different Regions.

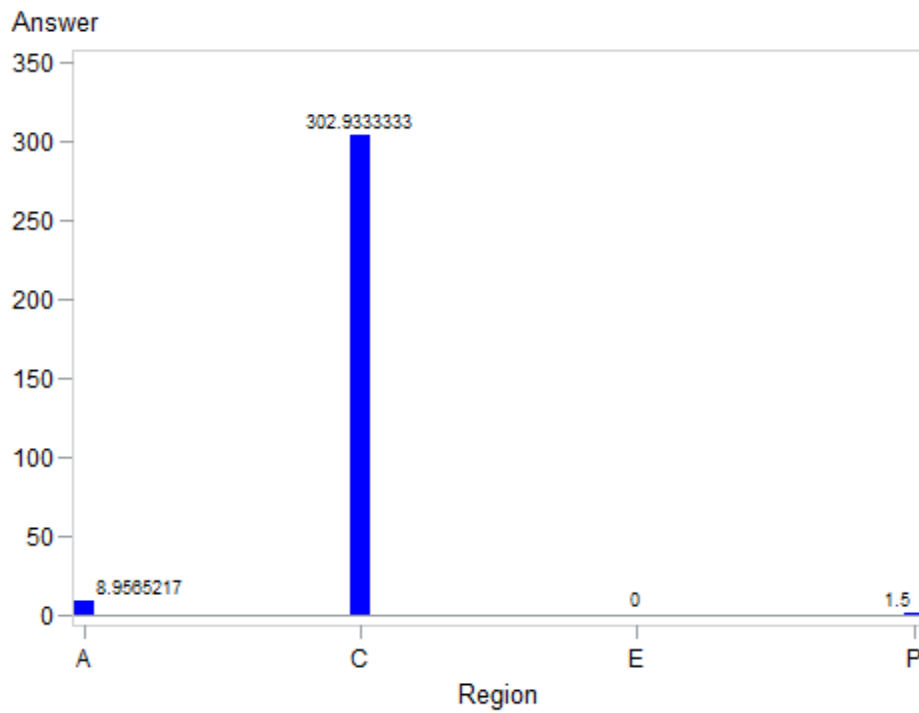
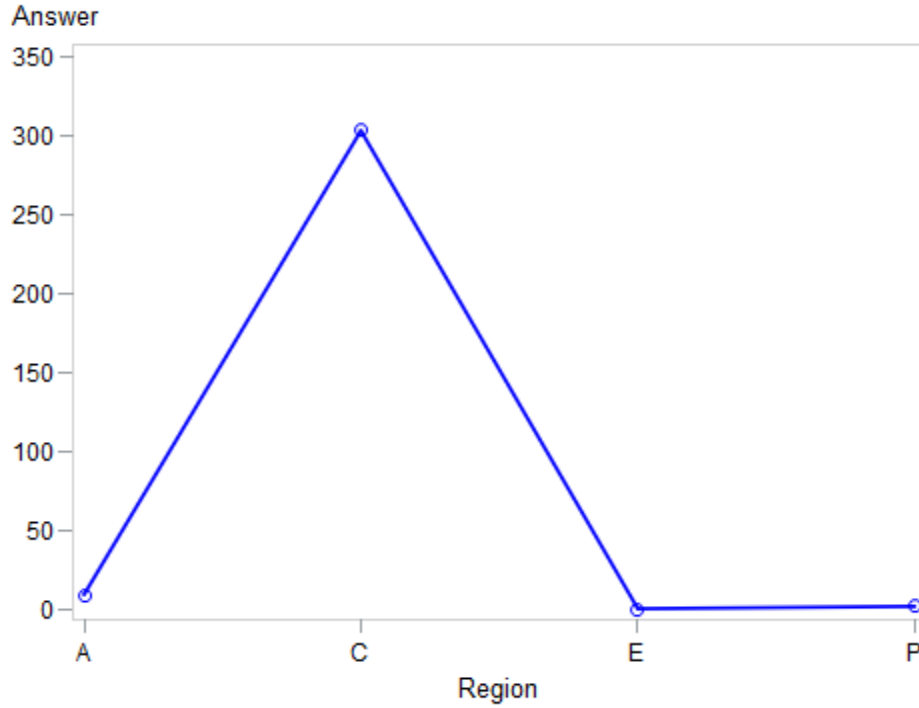
		Answered		Total
		N	Y	
MEDCOM Region				
RHC-A	Frequency	619	301	920
	Row %	67.28	32.72	
RHC-C	Frequency	422	218	640
	Row %	65.94	34.06	
RHC-E	Frequency	231	89	320
	Row %	72.19	27.81	
RHC-P	Frequency	58	22	80
	Row %	72.5	27.5	
Total	Frequency	1330	630	1960

B-3.1 This section will show Line Plot and Bar Plot comparisons between the Regions for each question that had responses.

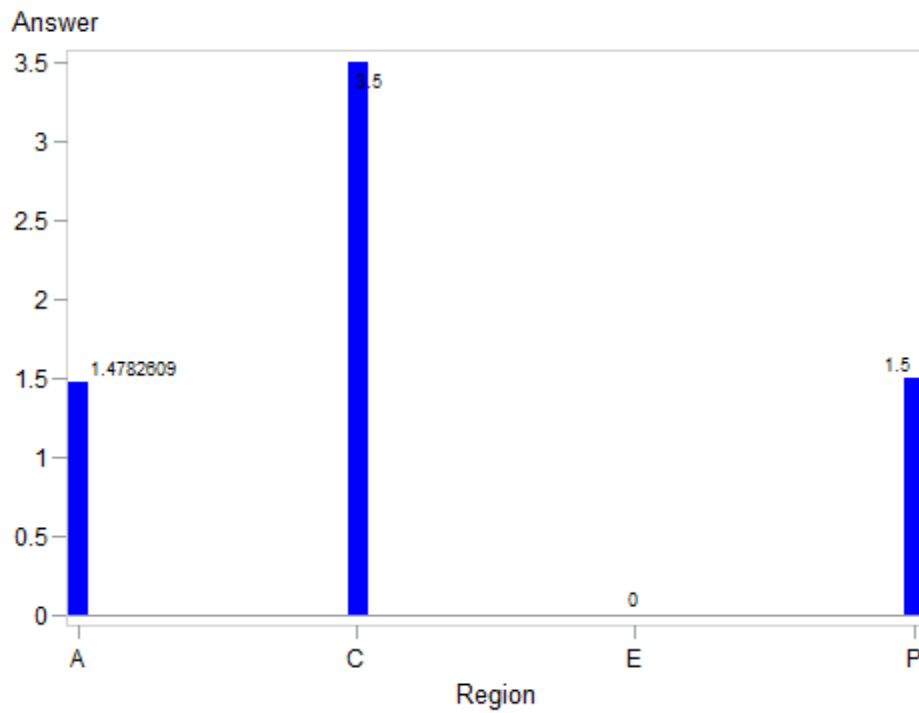
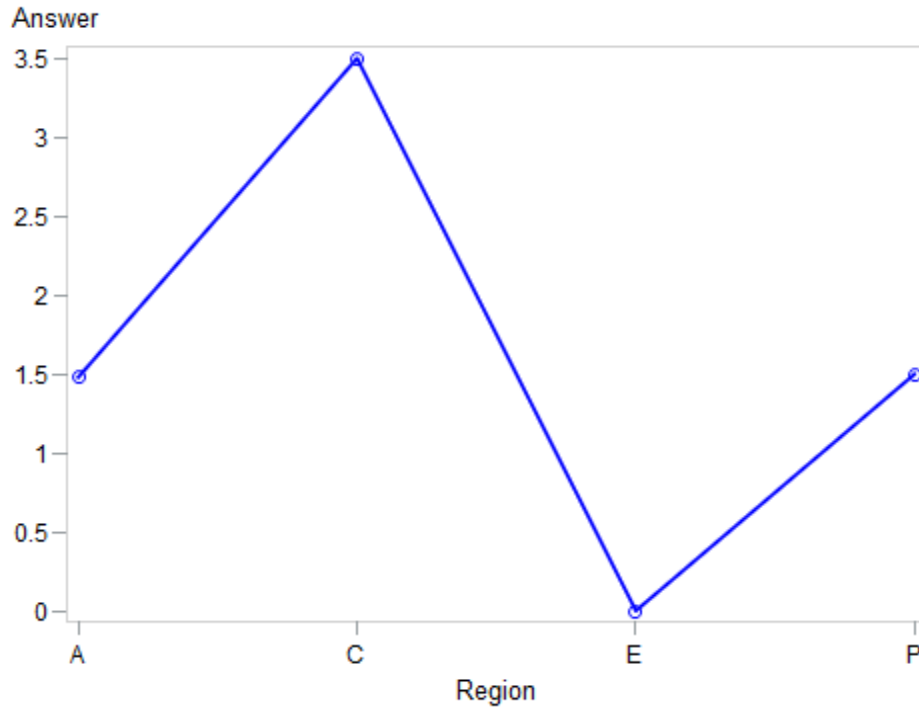
B-3.1.1 How many Soldiers at your installation completed the annual DOEHS-HC monitoring audiometry this quarter?



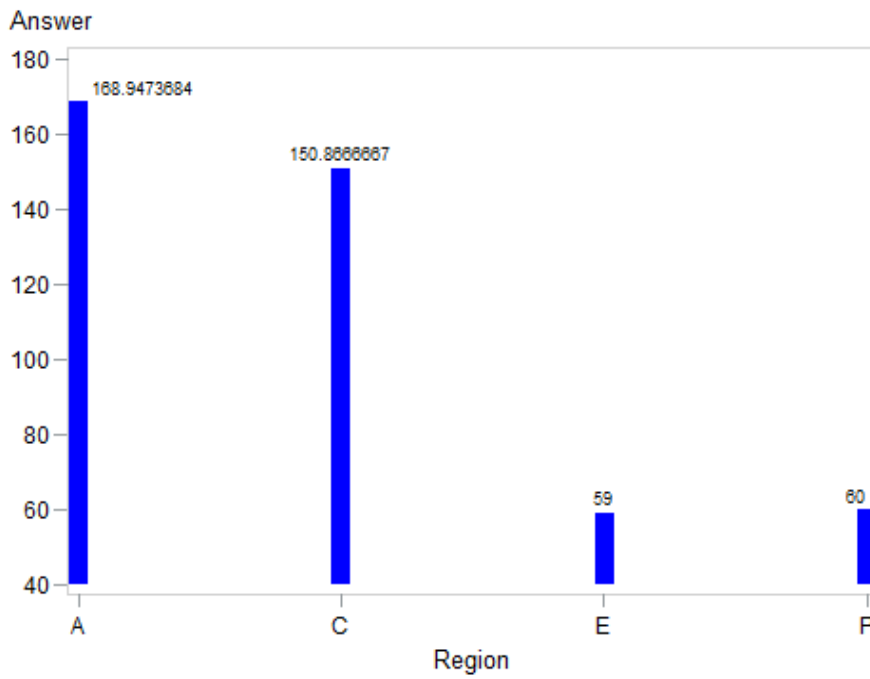
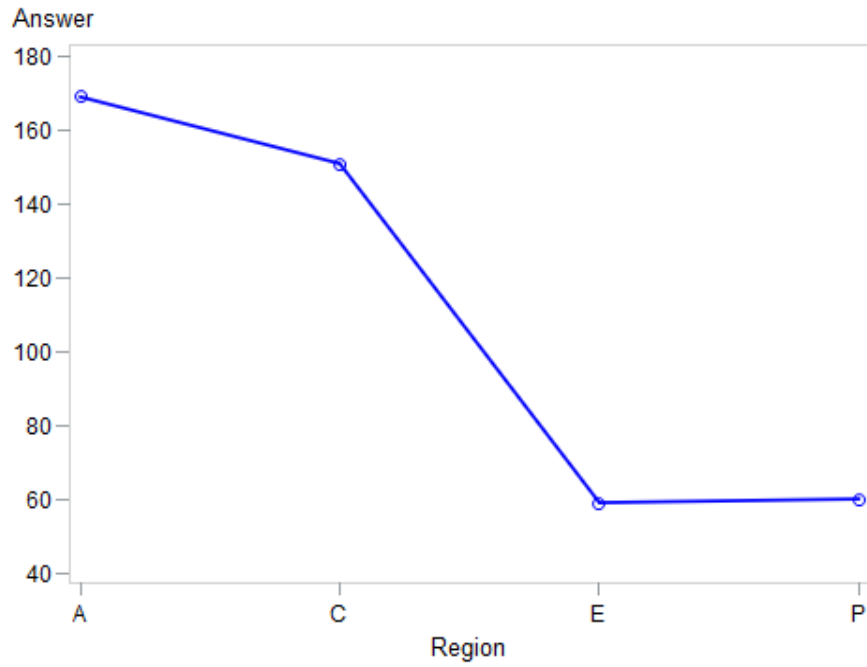
B-3.1.2 How many Military units/sections at your installation were provided with annual hearing health education this quarter?



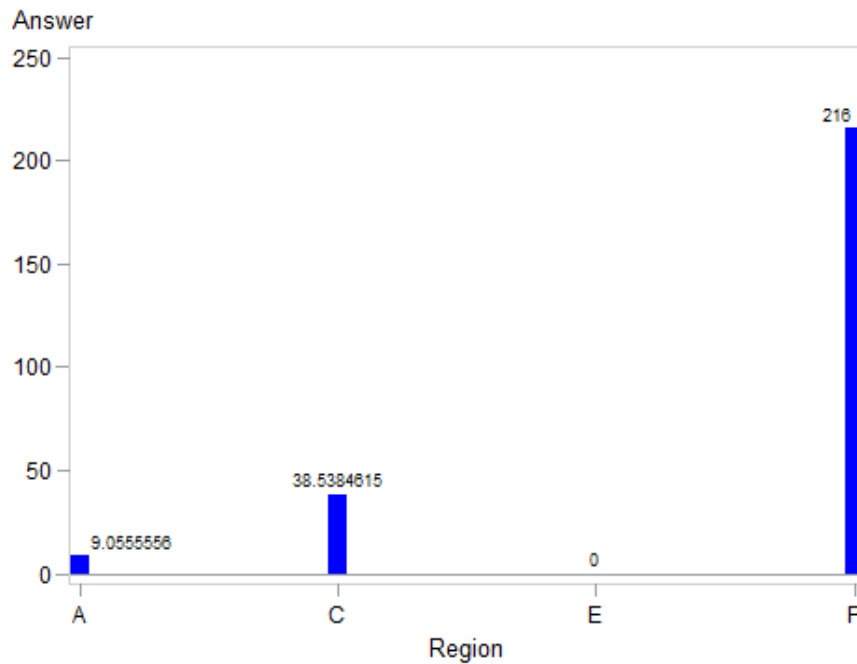
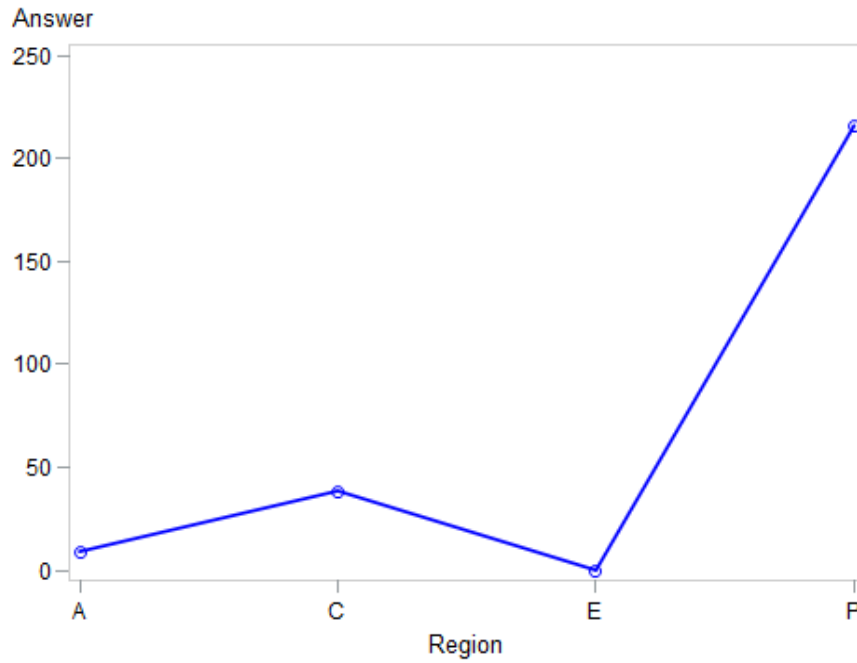
B-3.1.3 How many unit hearing program officers were trained at your installation this quarter?



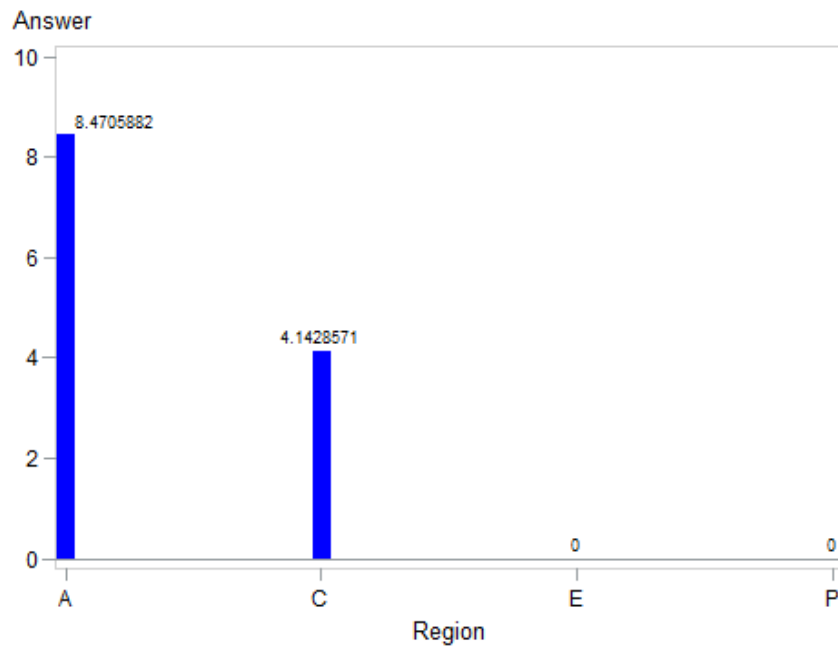
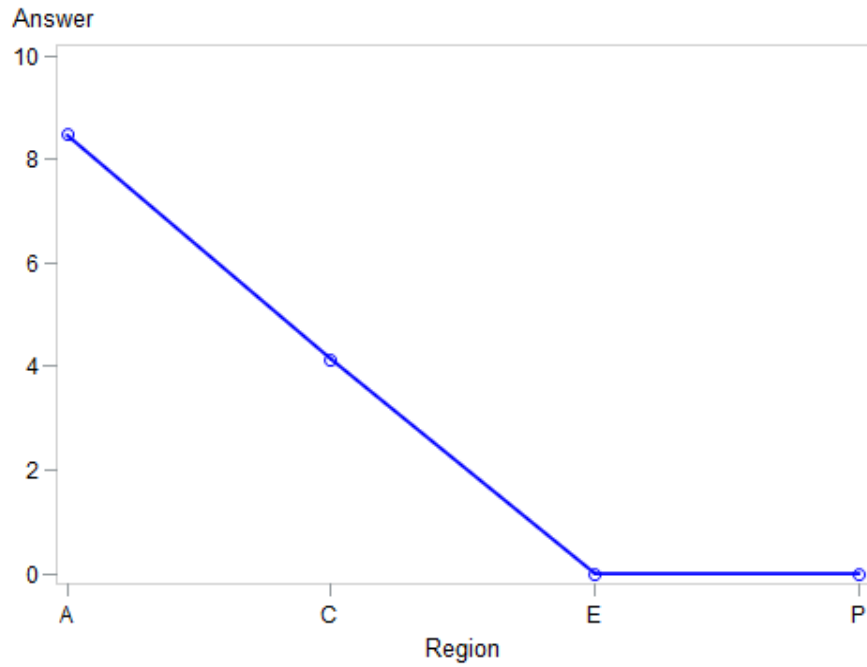
B-3.1.4 Using DOEHS-HC reporting data, how many people reported experiencing some level of tinnitus at your installation this quarter?



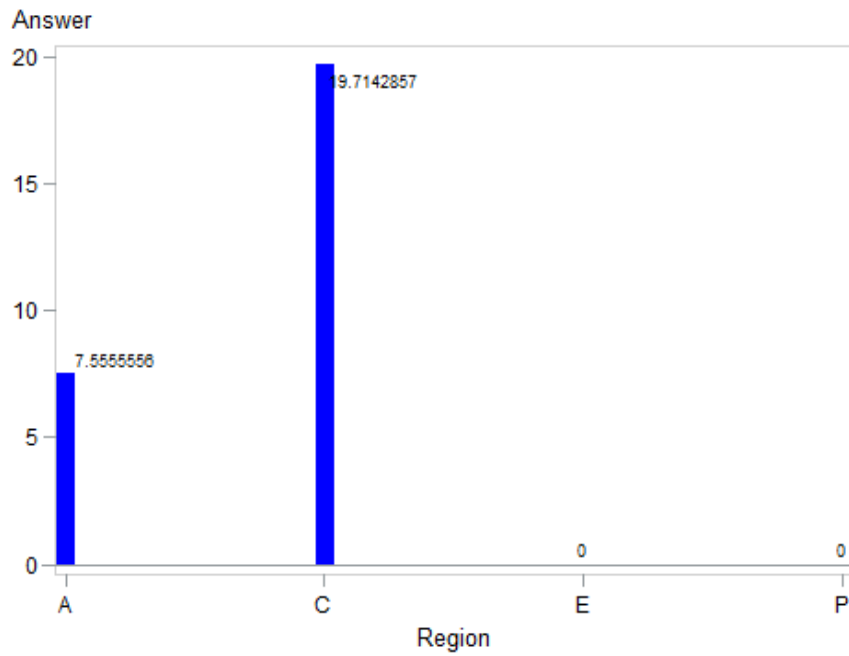
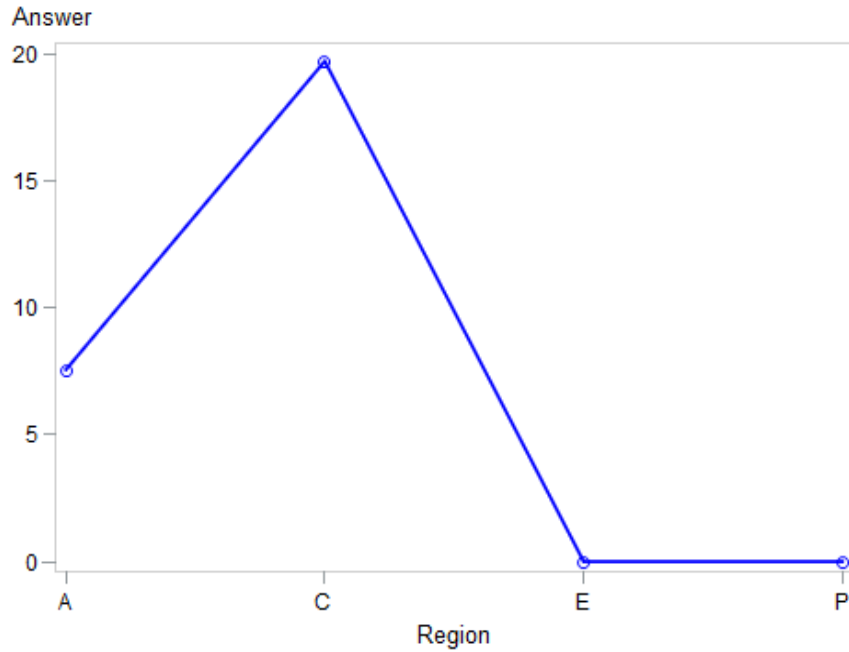
B-3.1.5 How many units/sections comprised of DA Civilians at your installation were provided annual hearing health education this quarter?



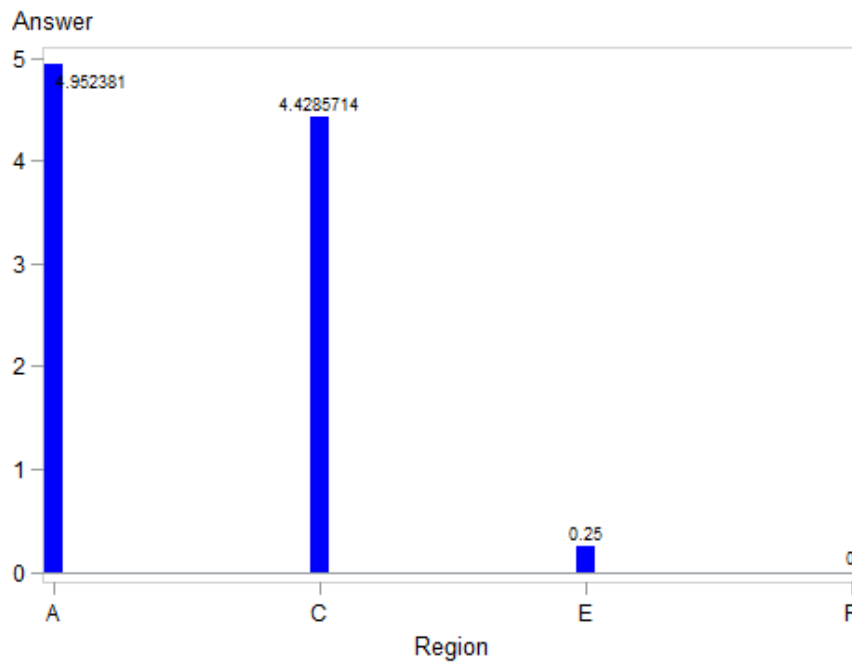
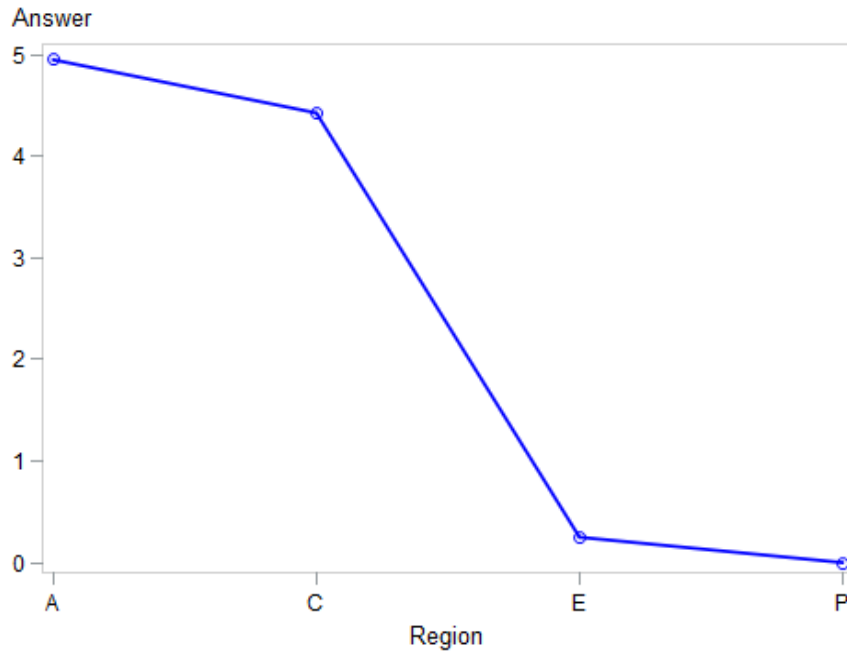
B-3.1.6 How many noise-hazardous units/sections comprised of DA Civilians were inspected at your installation this quarter?



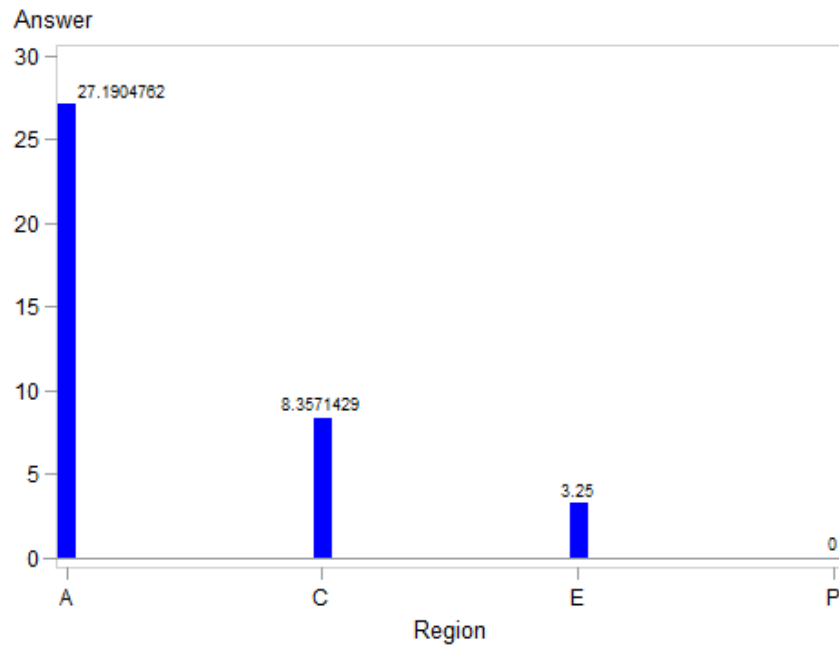
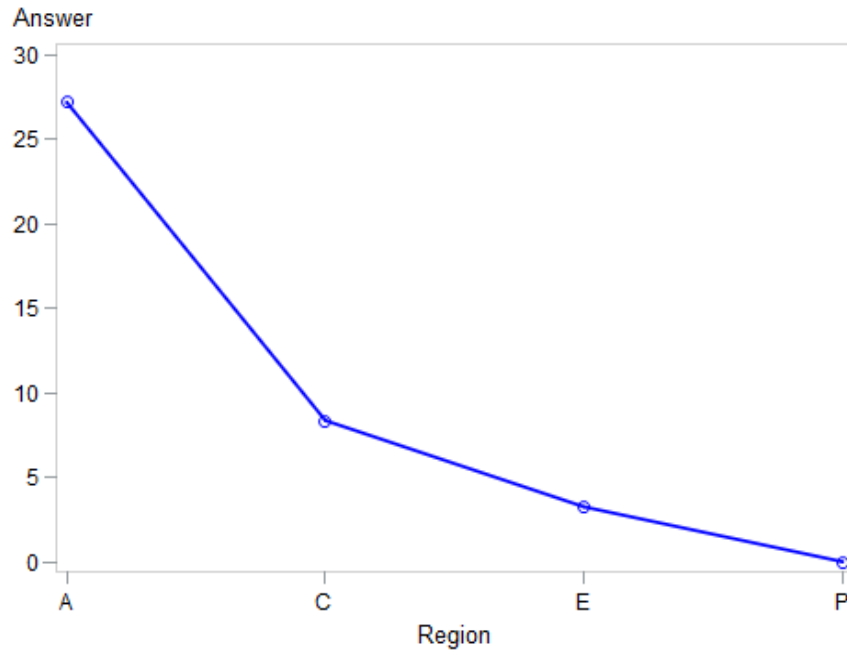
B-3.1.7 How many units/sections comprised of DA Civilians inspected at your installation complied with use of hearing protection in hazardous noise operations this quarter?



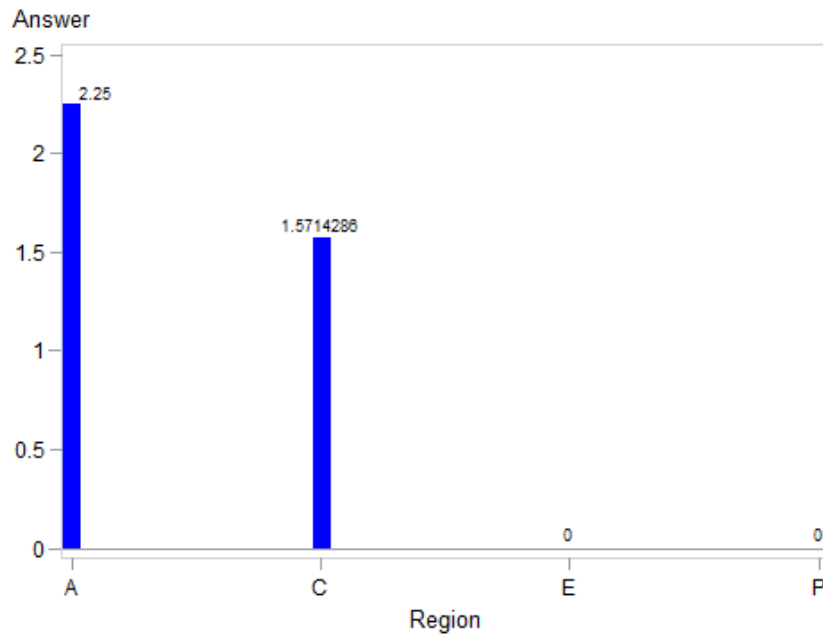
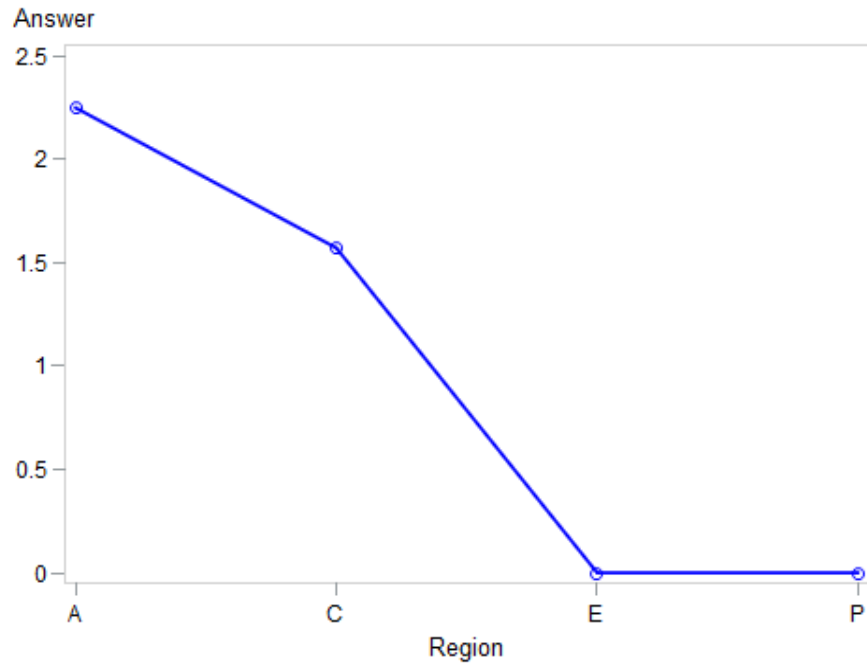
B-3.1.8 DA Civilian - Using the report from DOEHRS-HC, how many recordable hearing losses occurred at your installation this quarter?



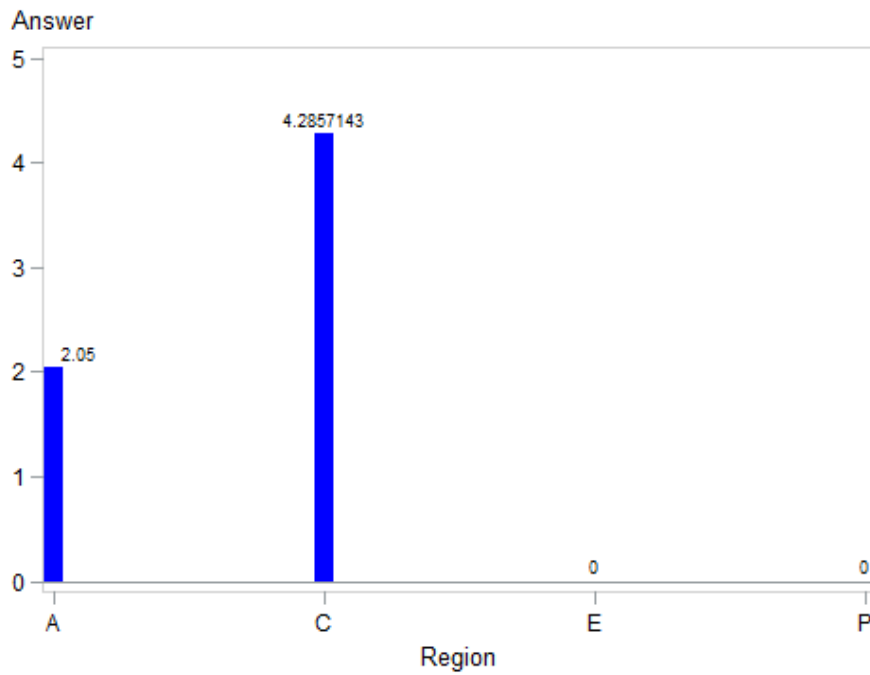
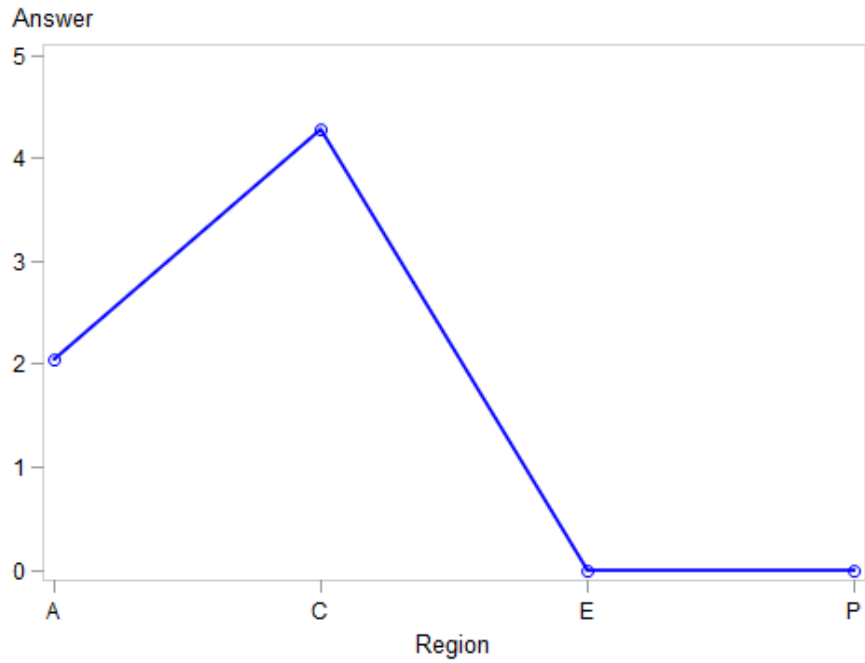
B-3.1.9 Military - Using the report from DOEHRS-HC, how many recordable hearing losses occurred at your installation this quarter?



B-3.1.10 DA Civilian - How many DOD/OSHA recordable hearing losses were recorded on the injury/illness log with Safety and/or OH this quarter?



B-3.1.11 Military - How many DOD/OSHA recordable hearing losses were recorded on the injury/illness log with Safety and/or OH this quarter?



B-2. RHC-Pacific. The survey had an overall completion rate of 27.5 percent from two responding installations. There were no questions with a completion rate over 60 percent. To view the full table of percentages, see Appendix D.

B-2.1 The average of the responses that had results are listed in the table below. To view the full table, see Appendix D.


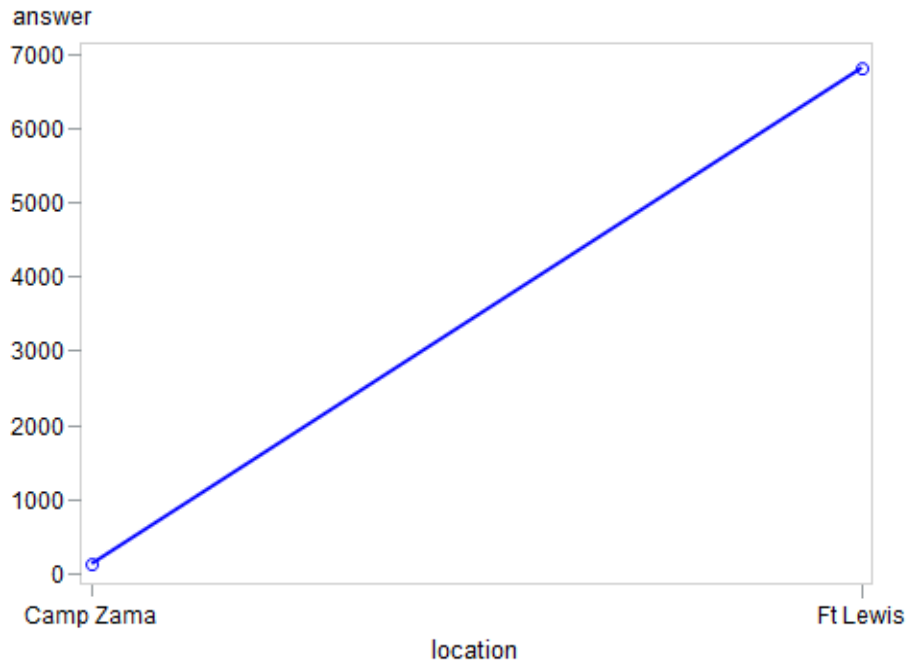
Question	Mean
How many Soldiers at your installation completed the annual DOEHRS-HC monitoring audiometry this quarter?	3482.5
How many Military units/sections at your installation were provided with annual hearing health education this quarter?	1.5
How many unit hearing program officers were trained at your installation this quarter?	1.5
Using DOEHRS-HC reporting data, how many people reported experiencing some level of tinnitus at your installation this quarter?	60
How many units/sections comprised of DA Civilians at your installation were provided annual hearing health education this quarter?	216

B-2.2 The completion rate sorted by the different installations:

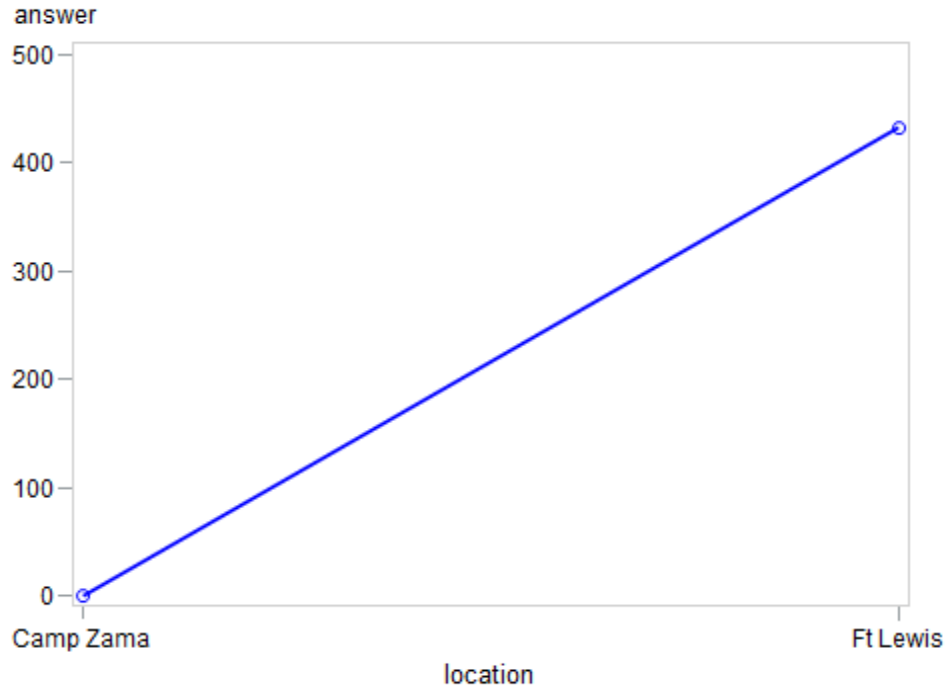
		Answered		Total
		N	Y	
Mil Installation				
Camp Zama	Frequency	25	15	40
	Row %	62.5	37.5	
Ft Lewis	Frequency	33	7	40
	Row %	82.5	17.5	
Total	Frequency	58	22	80

B-2.2.1 This section will show Line Plot and Bar Plot comparisons between the installations in RHC-P for each question that had responses.

B-2.2.2 How many Soldiers at your installation completed the annual DOEHS-HC monitoring audiometry this quarter?



B-2.2.3 How many units/sections comprised of DA Civilians at your installation were provided annual hearing health education this quarter?



B-3 RHC-Atlantic. The survey had an overall completion rate of 32.72 percent from 23 responding installations.

B-3.1 The questions with a completion rate over 60 percent are listed in the table below. To view the full table, see Appendix E.

DA Civilian - How many DOD/OSHA recordable hearing losses were recorded on the injury/illness log with Safety and/or OH this quarter?	86.96%
DA Civilian -Using the report from DOEHRS-HC, how many recordable hearing losses occurred at your installation this quarter?	91.30%
How many Military units/sections at your installation were provided with annual hearing health education this quarter?	100.00%
How many STATIC range inspections were conducted at your installation this quarter? If none auto skip to #2	60.87%
How many Soldiers at your installation completed the annual DOEHRS-HC monitoring audiometry this quarter?	100.00%
How many noise-hazardous units/sections comprised of DA Civilians were inspected at your installation this quarter?	73.91%
How many unit hearing program officers were trained at your installation this quarter?	100.00%
How many units/sections comprised of DA Civilians at your installation were provided annual hearing health education this quarter?	78.26%
How many units/sections comprised of DA Civilians inspected at your installation complied with use of hearing protection in hazardous noise operations this quarter?	78.26%
Military - How many DOD/OSHA recordable hearing losses were recorded on the injury/illness log with Safety and/or OH this quarter?	86.96%
Military -Using the report from DOEHRS-HC, how many recordable hearing losses occurred at your installation this quarter?	91.30%
Using DOEHRS-HC reporting data, how many people reported experiencing some level of tinnitus at your installation this quarter?	82.61%

B-3.2 The average of the responses that had results are listed in the table below. To view the full table, see Appendix E.

Question	Mean
How many Soldiers at your installation completed the annual DOEHRS-HC monitoring audiometry this quarter?	1187.830
How many Military units/sections at your installation were provided with annual hearing health education this quarter?	8.957
How many unit hearing program officers were trained at your installation this quarter?	1.478
Using DOEHRS-HC reporting data, how many people reported experiencing some level of tinnitus at your installation this quarter?	168.947
How many STATIC range inspections were conducted at your installation this quarter? If none auto skip to #2	0.214
How many of the STATIC ranges inspected had warning signs posted?	1.500
At how many STATIC ranges inspected were hearing protectors made readily available?	1.500
At how many STATIC ranges inspected were personnel using hearing protection?	1.500
At how many STATIC ranges inspected was there a deficiency in the way personnel were using hearing protection?	1.500
How many units/sections comprised of DA Civilians at your installation were provided annual hearing health education this quarter?	9.056
How many noise-hazardous units/sections comprised of DA Civilians were inspected at your installation this quarter?	8.471
How many units/sections comprised of DA Civilians inspected at your installation complied with use of hearing protection in hazardous noise operations this quarter?	7.556
DA Civilian - Using the report from DOEHRS-HC, how many recordable hearing losses occurred at your installation this quarter?	4.952
Military - Using the report from DOEHRS-HC, how many recordable hearing losses occurred at your installation this quarter?	27.190
DA Civilian - How many DOD/OSHA recordable hearing losses were recorded on the injury/illness log with Safety and/or OH this quarter?	2.250
Military - How many DOD/OSHA recordable hearing losses were recorded on the injury/illness log with Safety and/or OH this quarter?	2.050

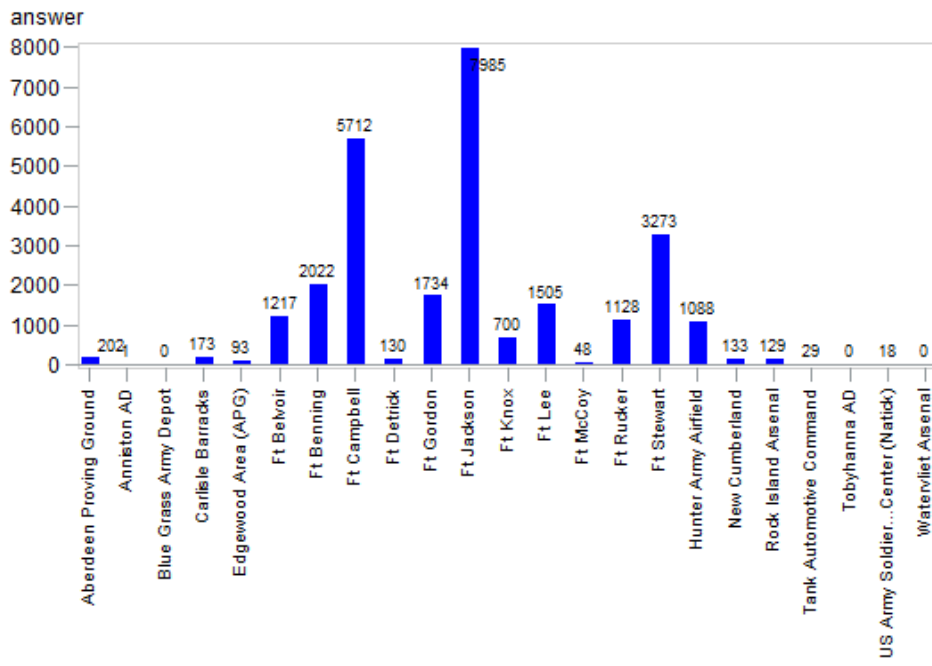
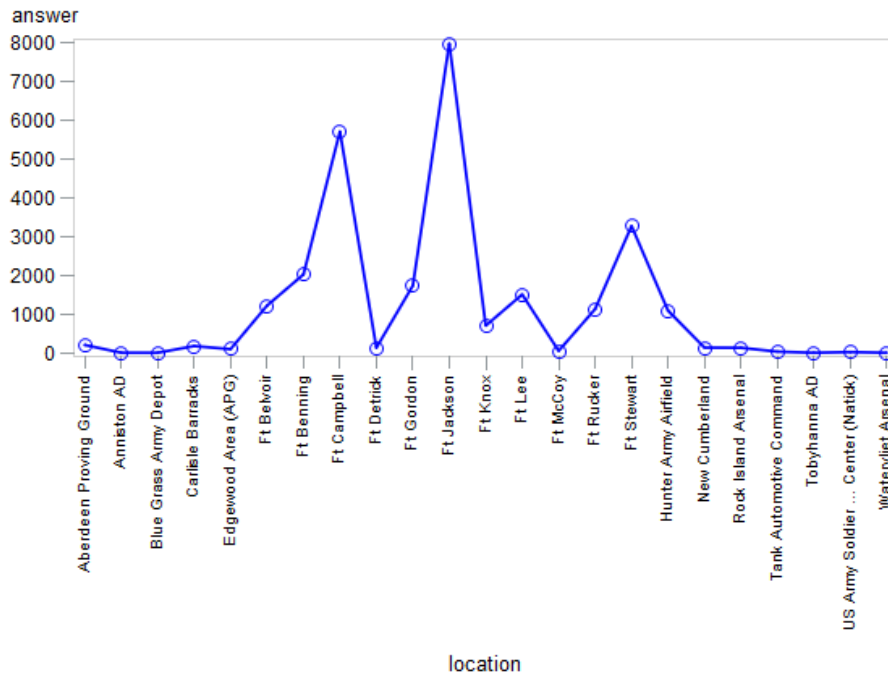
B-3.3 The completion rate sorted by the different installations are listed in the table below.

		Answered		Total
		N	Y	
Mil Installation				
Aberdeen Proving Ground	Frequency	25	15	40
	Row %	62.5	37.5	
Anniston AD	Frequency	26	14	40
	Row %	65	35	
Blue Grass Army Depot	Frequency	28	12	40
	Row %	70	30	
Carlisle Barracks	Frequency	28	12	40
	Row %	70	30	
Edgewood Area (APG)	Frequency	37	3	40
	Row %	92.5	7.5	
Ft Belvoir	Frequency	28	12	40
	Row %	70	30	
Ft Benning	Frequency	25	15	40
	Row %	62.5	37.5	
Ft Campbell	Frequency	31	9	40
	Row %	77.5	22.5	
Ft Detrick	Frequency	26	14	40
	Row %	65	35	
Ft Gordon	Frequency	25	15	40
	Row %	62.5	37.5	
Ft Jackson	Frequency	23	17	40
	Row %	57.5	42.5	
Ft Knox	Frequency	28	12	40
	Row %	70	30	
Ft Lee	Frequency	29	11	40
	Row %	72.5	27.5	
Ft McCoy	Frequency	5	35	40
	Row %	12.5	87.5	
Ft Rucker	Frequency	29	11	40
	Row %	72.5	27.5	

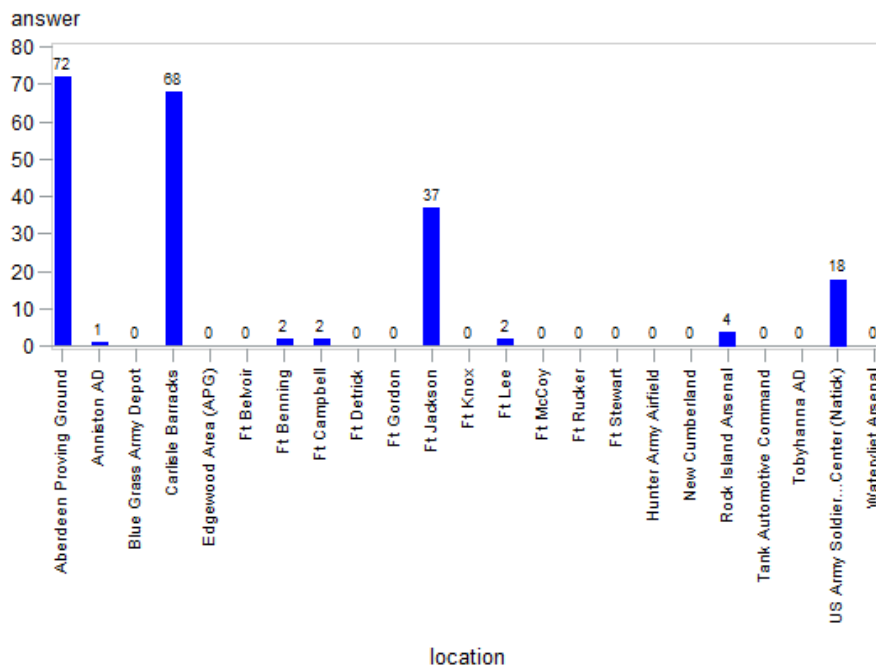
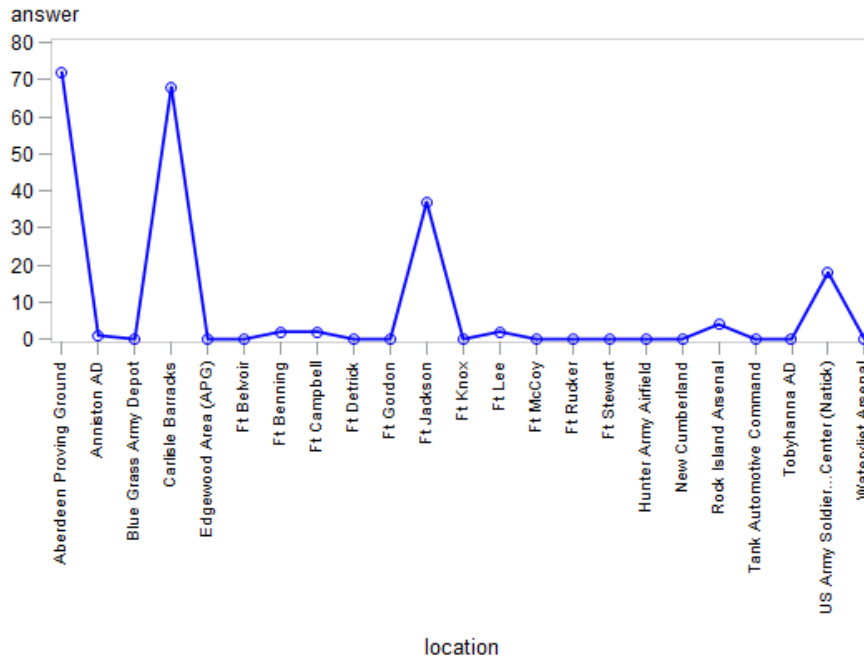
Ft Stewart	Frequency	26	14	40
	Row %	65	35	
Hunter Army Airfield	Frequency	25	15	40
	Row %	62.5	37.5	
New Cumberland	Frequency	25	15	40
	Row %	62.5	37.5	
Rock Island Arsenal	Frequency	30	10	40
	Row %	75	25	
Tank Automotive Command	Frequency	28	12	40
	Row %	70	30	
Tobyhanna AD	Frequency	26	14	40
	Row %	65	35	
US Army Soldier Systems Center (Natick)	Frequency	37	3	40
	Row %	92.5	7.5	
Watervliet Arsenal	Frequency	29	11	40
	Row %	72.5	27.5	
Total	Frequency	619	301	920

B-3.4 This section will show Line Plot and Bar Plot comparisons between the installations in RHC-A for each question that had responses.

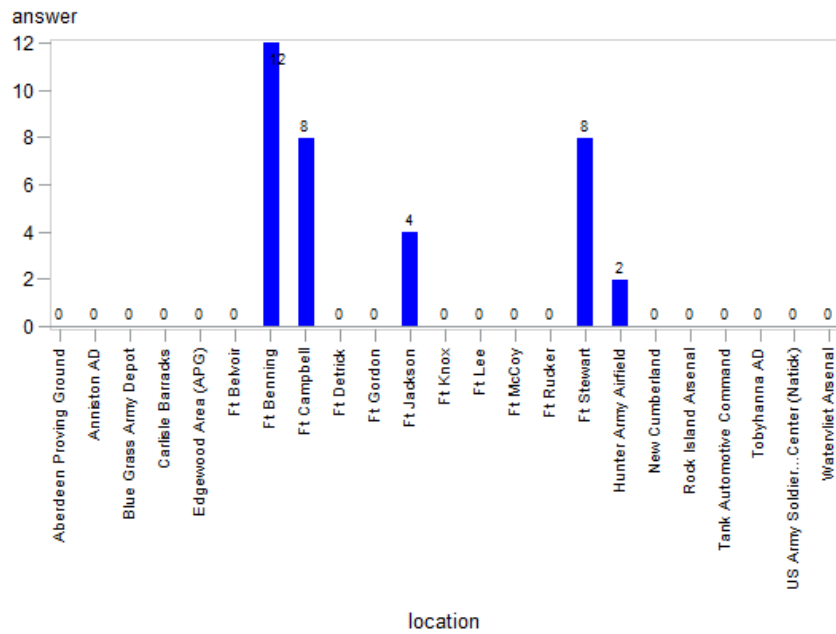
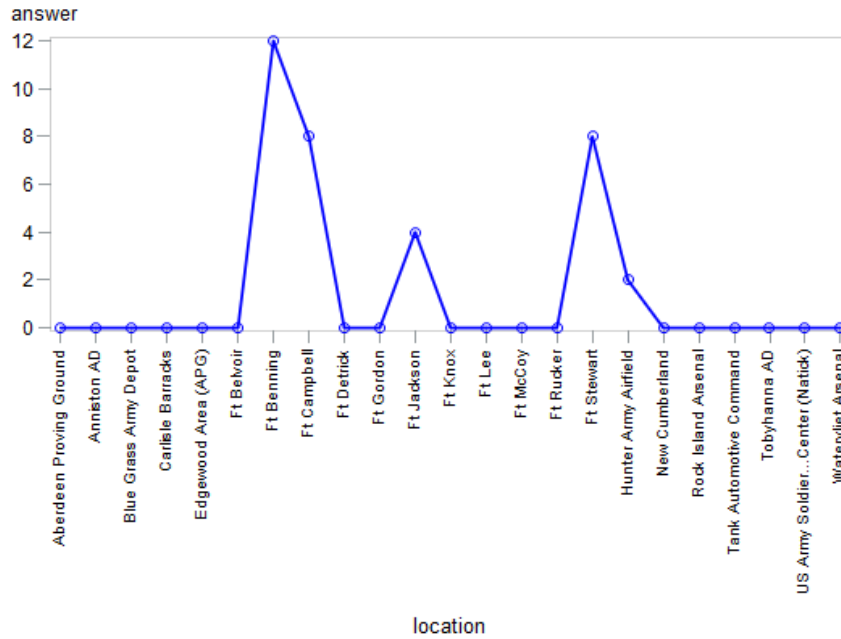
B-3.4.1 How many Soldiers at your installation completed the annual DOEHRS-HC monitoring audiometry this quarter?



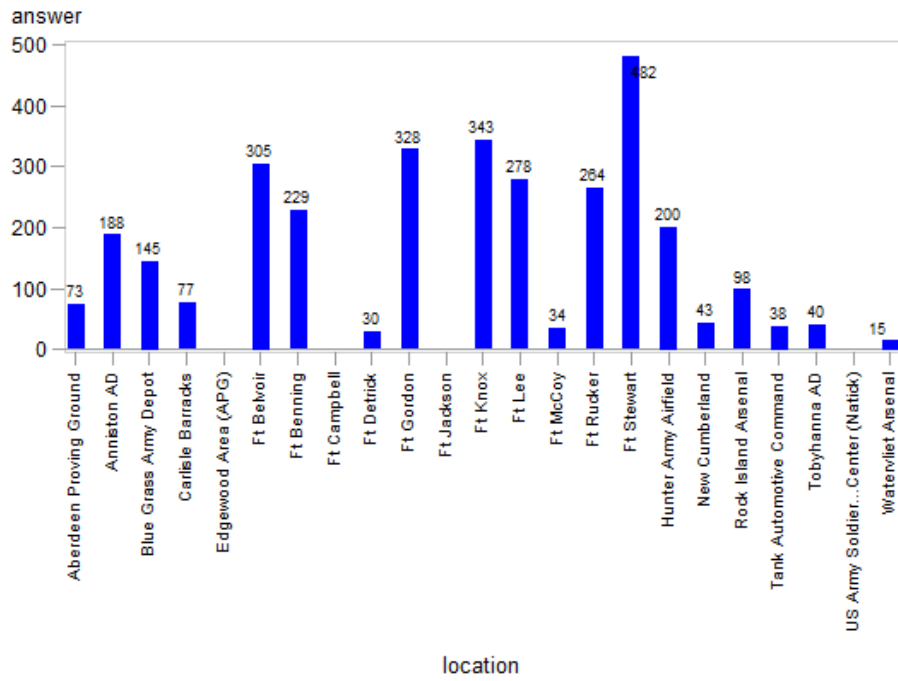
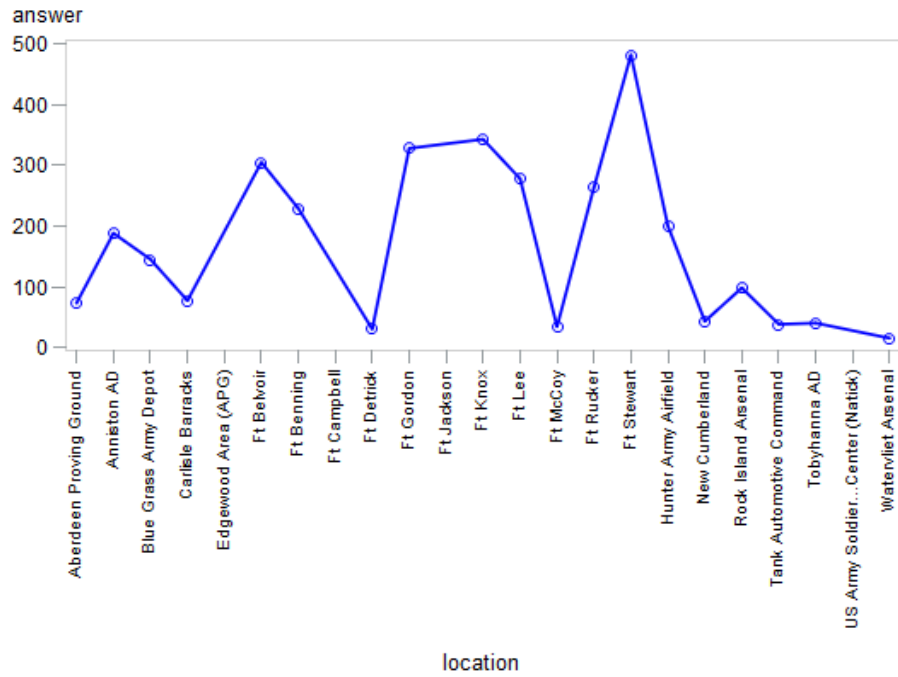
B-3.4.2 How many Military units/sections at your installation were provided with annual hearing health education this quarter?



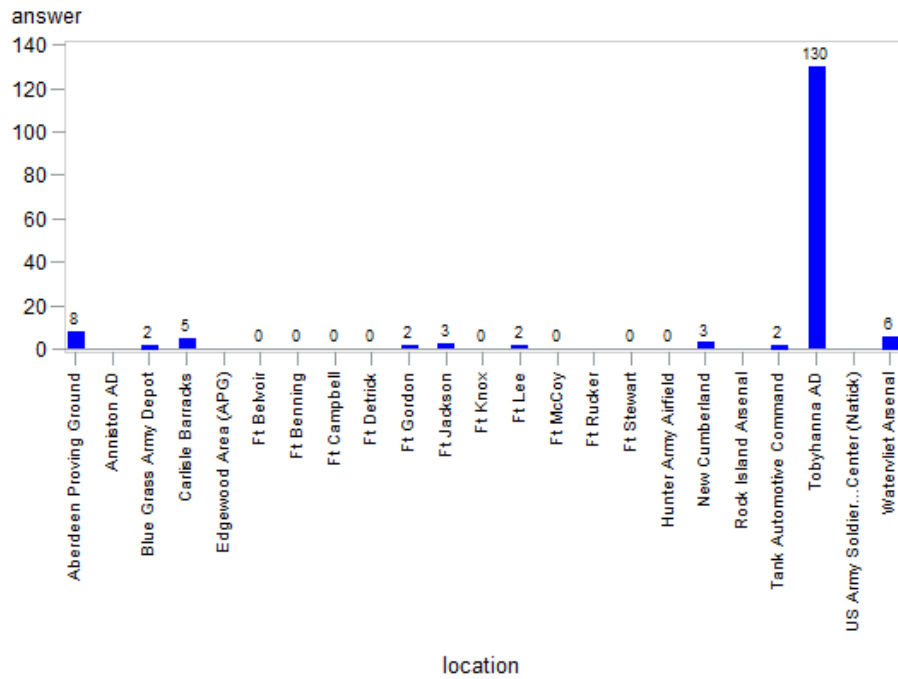
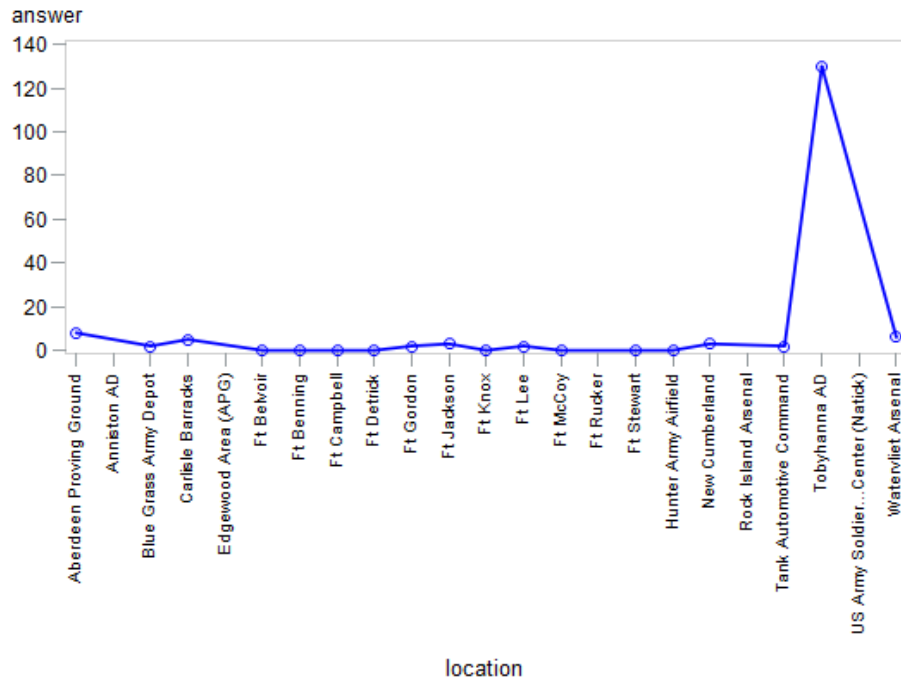
B-3.4.3 How many unit hearing program officers were trained at your installation this quarter?



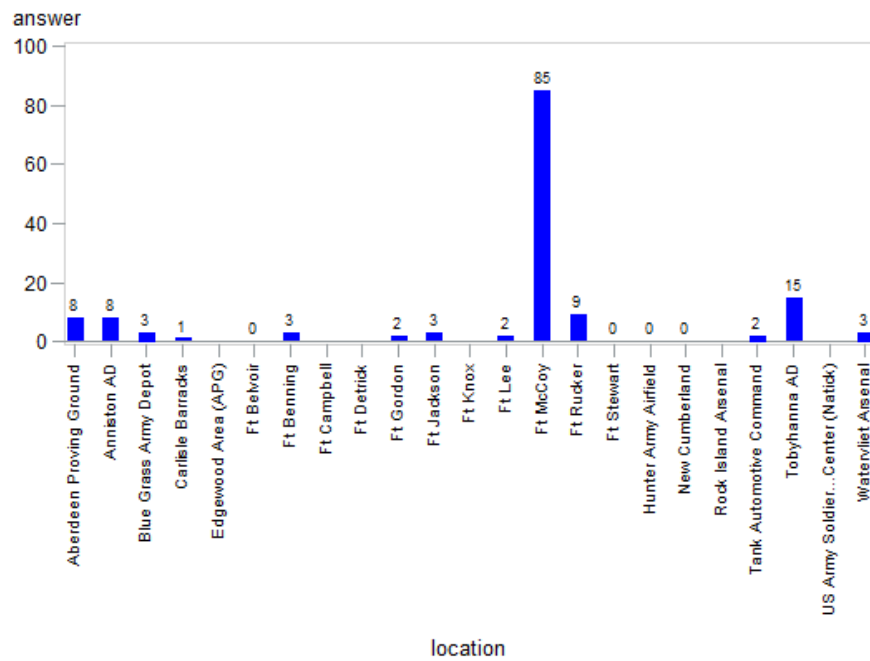
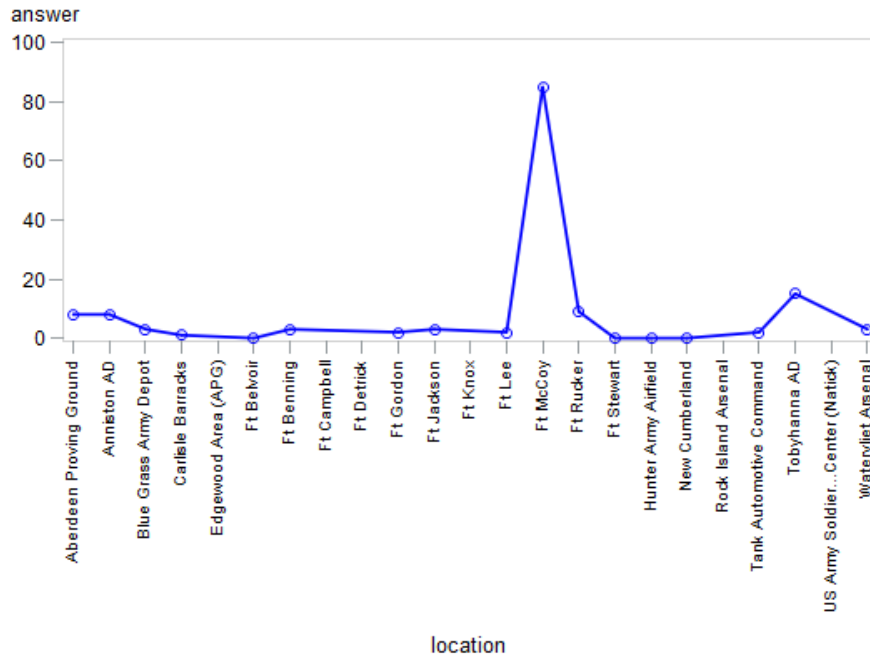
B-3.4.4 Using DOEHS-HC reporting data, how many people reported experiencing some level of tinnitus at your installation this quarter?



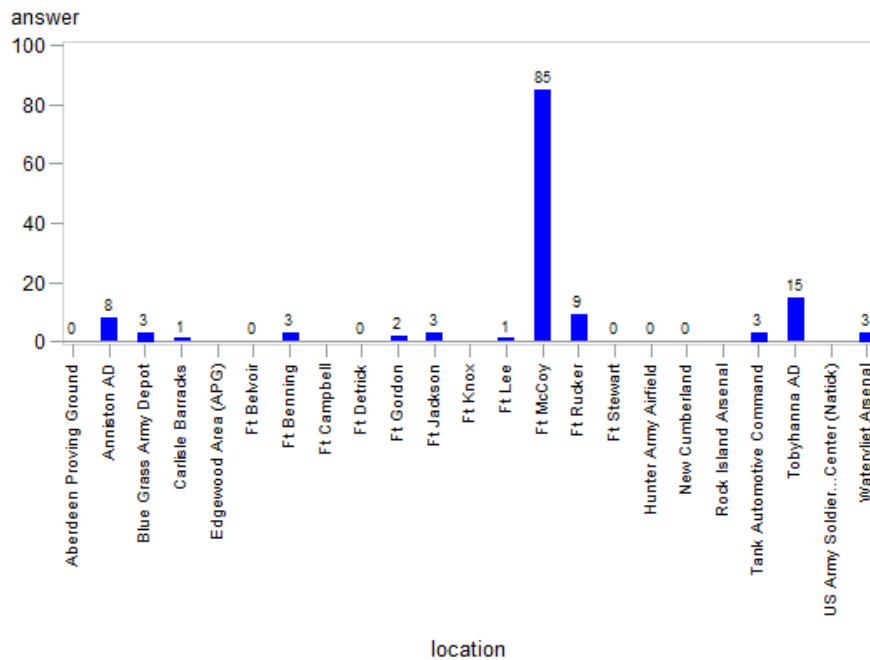
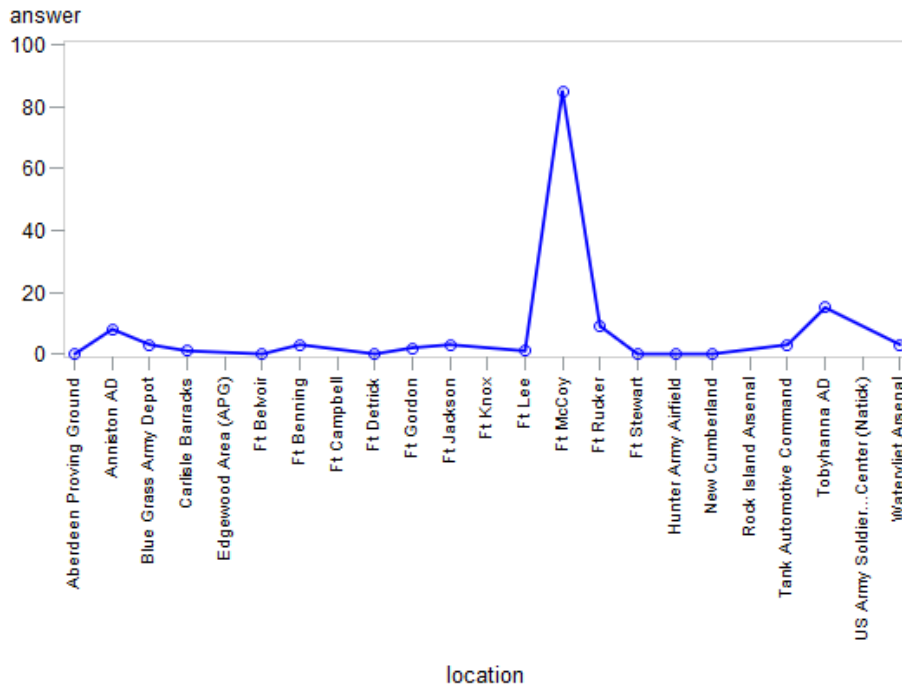
B-3.4.5 How many units/sections comprised of DA Civilians at your installation were provided annual hearing health education this quarter?



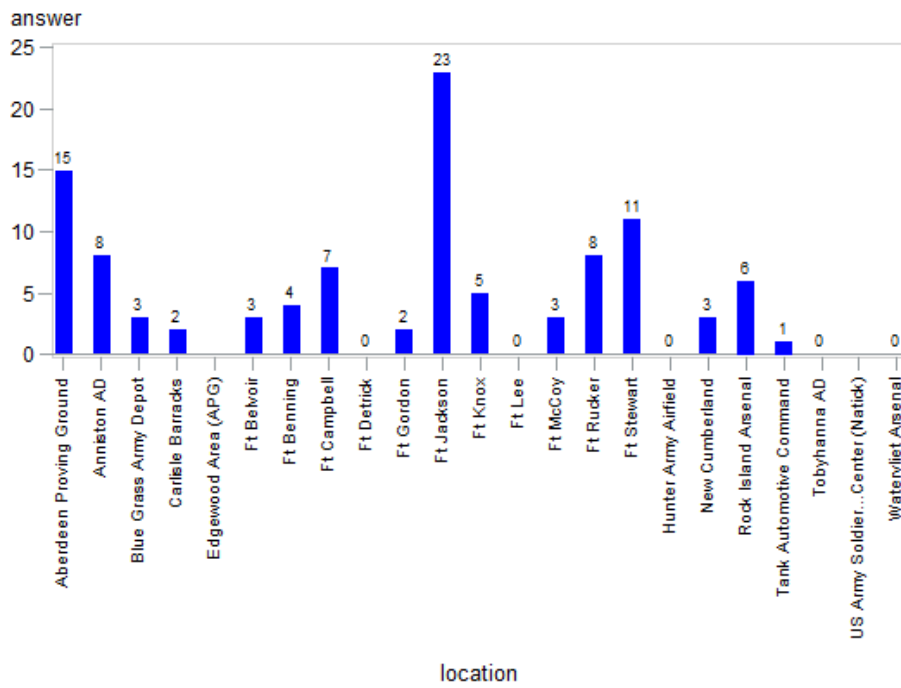
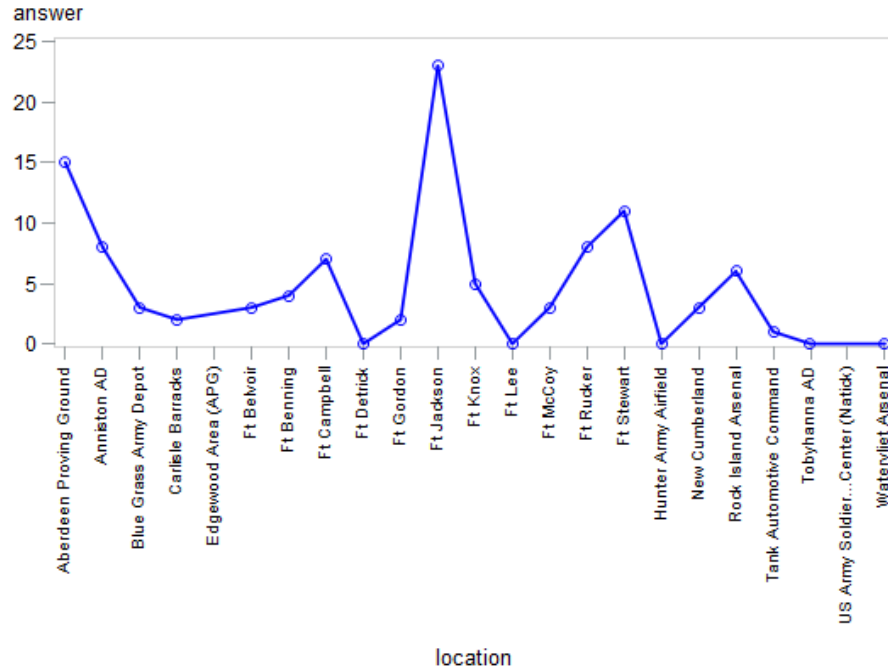
B-3.4.6 How many noise-hazardous units/sections comprised of DA Civilians were inspected at your installation this quarter?



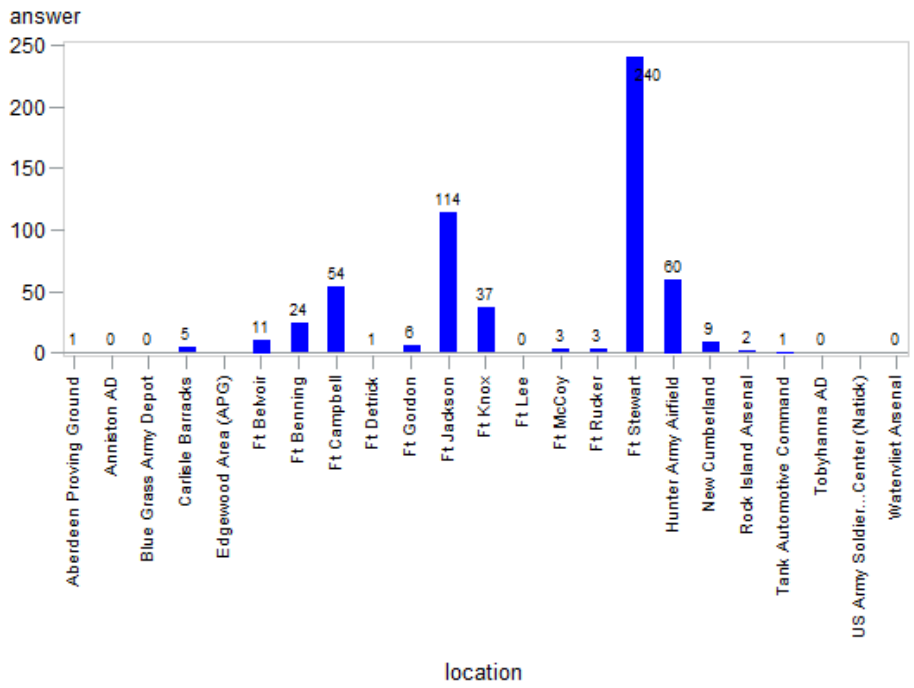
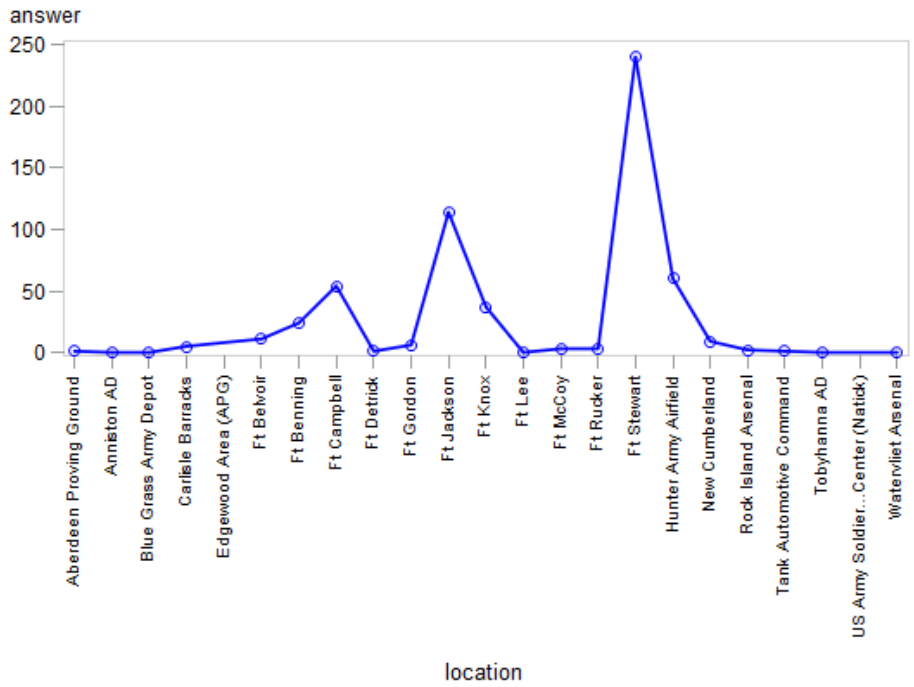
B-3.4.7 How many units/sections comprised of DA Civilians inspected at your installation complied with use of hearing protection in hazardous noise operations this quarter?



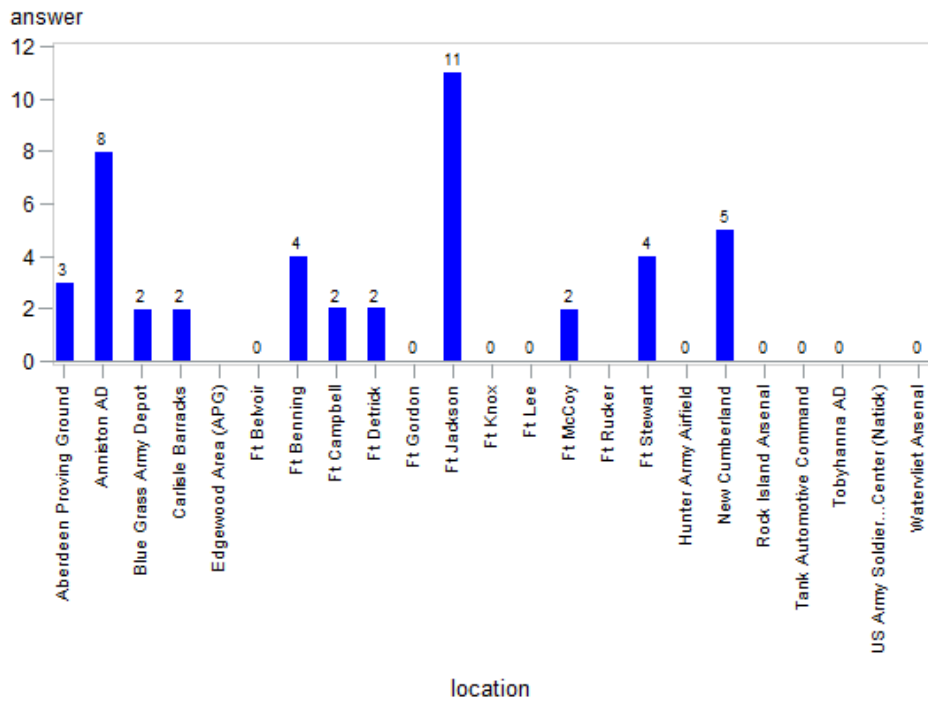
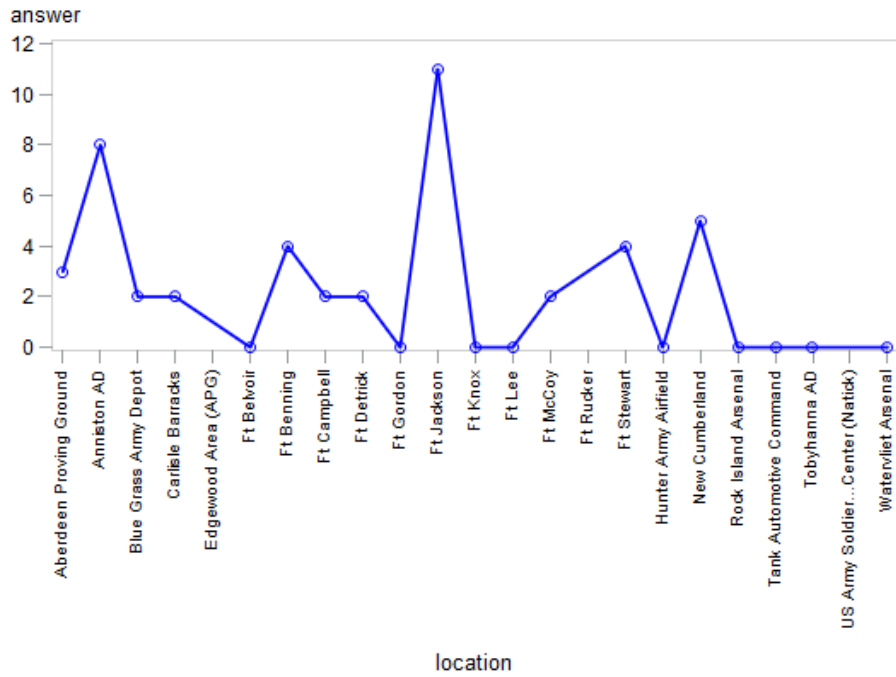
B-3.4.8 DA Civilian - Using the report from DOEHRS-HC, how many recordable hearing losses occurred at your installation this quarter?



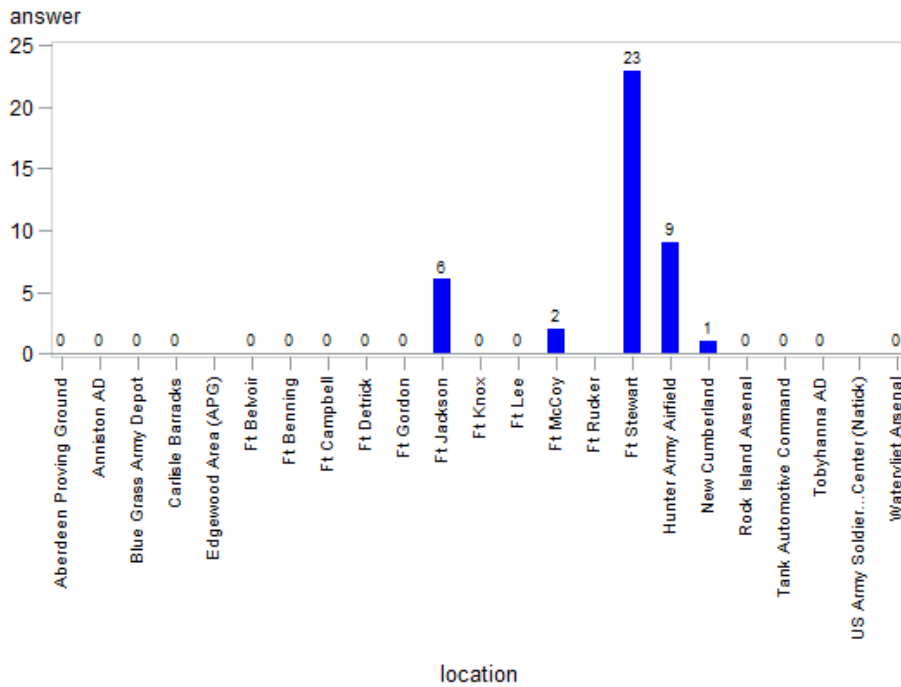
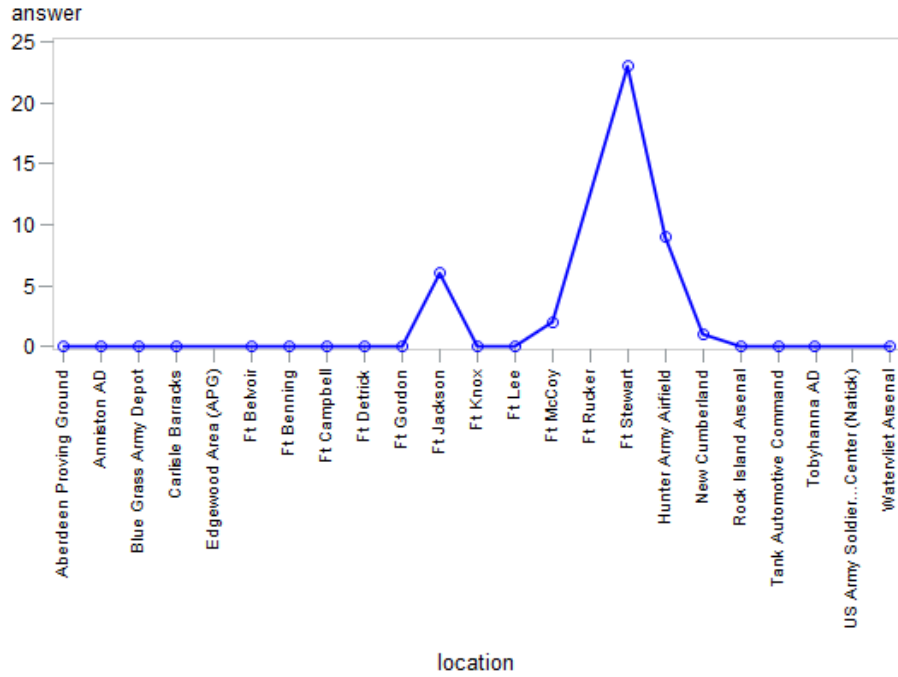
B-3.4.9 Military - Using the report from DOEHS-HC, how many recordable hearing losses occurred at your installation this quarter?



B-3.4.10 DA Civilian - How many DOD/OSHA recordable hearing losses were recorded on the injury/illness log with Safety and/or OH this quarter?



B-3.4.11 Military - How many DOD/OSHA recordable hearing losses were recorded on the injury/illness log with Safety and/or OH this quarter?



B-4 RHC-Europe. The survey had an overall completion rate of 27.81 percent from 8 responding installations.

B-4.1 The questions with a completion rate over 60 percent are listed in the table below. To view the full table, see Appendix F.

How many MANEUVER range inspections were conducted at your installation this quarter?	87.50%
How many Military units/sections at your installation were provided with annual hearing health education this quarter?	87.50%
How many STATIC range inspections were conducted at your installation this quarter? If none auto skip to #2	87.50%
How many Soldiers at your installation completed the annual DOEHRS-HC monitoring audiometry this quarter?	87.50%
How many base camp evaluations were conducted at your installation this quarter? If none, auto-skip to next section.	87.50%
How many noise-hazardous units/sections comprised of DA Civilians were inspected at your installation this quarter?	87.50%
How many unit hearing program officers were trained at your installation this quarter?	87.50%
How many units/sections comprised of DA Civilians at your installation were provided annual hearing health education this quarter?	87.50%
How many units/sections comprised of DA Civilians inspected at your installation complied with use of hearing protection in hazardous noise operations this quarter?	75.00%
Please indicate any comments or questions you have for the Army Hearing Division office here.	87.50%

B-4.2 The average of the responses that had results are listed in the table below. To view the full table, see Appendix F.

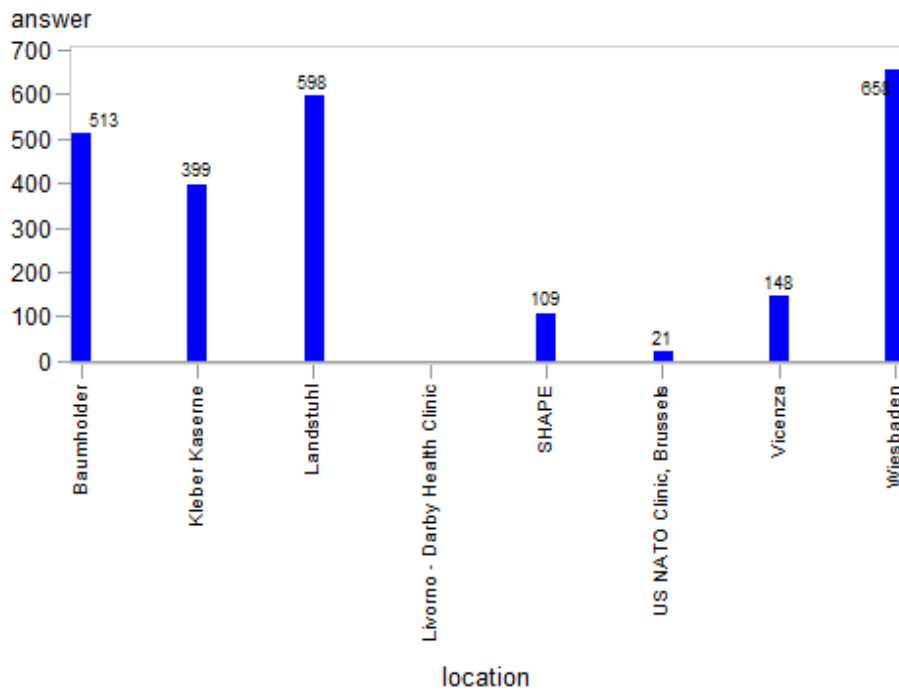
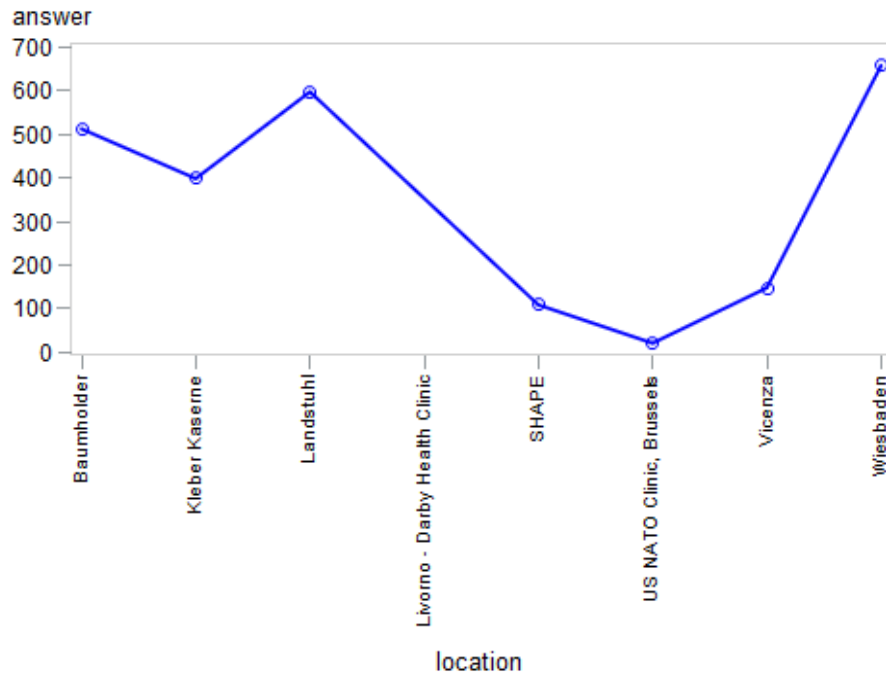
Question	Mean
How many Soldiers at your installation completed the annual DOEHRS-HC monitoring audiometry this quarter?	349.43
Using DOEHRS-HC reporting data, how many people reported experiencing some level of tinnitus at your installation this quarter?	59
DA Civilian - Using the report from DOEHRS-HC, how many recordable hearing losses occurred at your installation this quarter?	0.25
Military - Using the report from DOEHRS-HC, how many recordable hearing losses occurred at your installation this quarter?	3.25

B-4.3 The completion rate sorted by the different installations are listed in the table below.

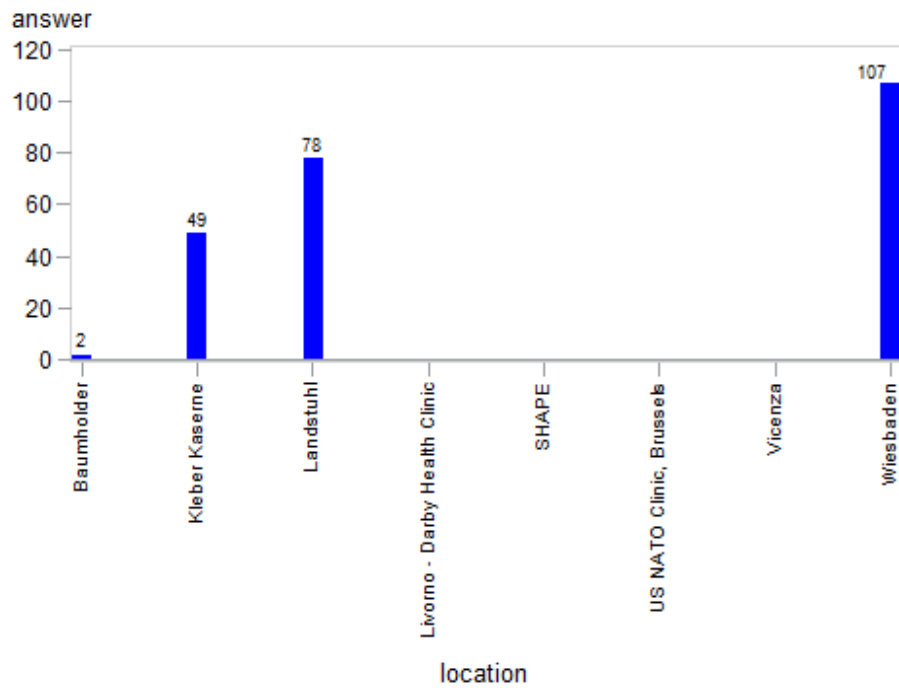
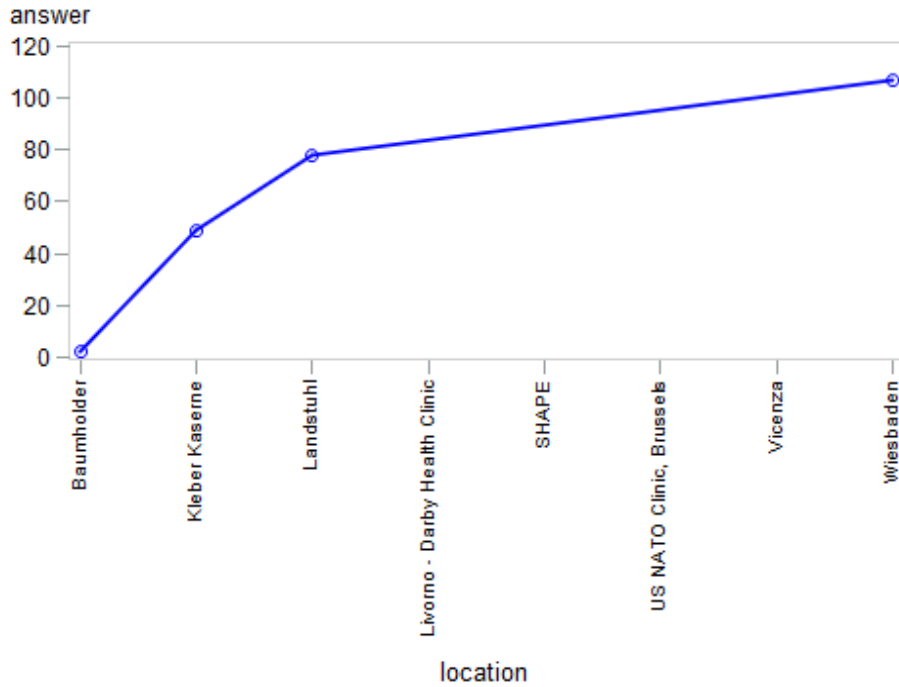
		Answered		Total
		N	Y	
Mil Installation				
Baumholder	Frequency	25	15	40
	Row %	62.5	37.5	
Kleber Kaserne	Frequency	25	15	40
	Row %	62.5	37.5	
Landstuhl	Frequency	26	14	40
	Row %	65	35	
Livorno - Darby Health Clinic	Frequency	39	1	40
	Row %	97.5	2.5	
SHAPE	Frequency	30	10	40
	Row %	75	25	
U.S. NATO Clinic, Brussels	Frequency	30	10	40
	Row %	75	25	
Vicenza	Frequency	31	9	40
	Row %	77.5	22.5	
Wiesbaden	Frequency	25	15	40
	Row %	62.5	37.5	
Total	Frequency	231	89	320

B-4.4 This section will show Line Plot and Bar Plot comparisons between the installations in RHC-E for each question that had responses.

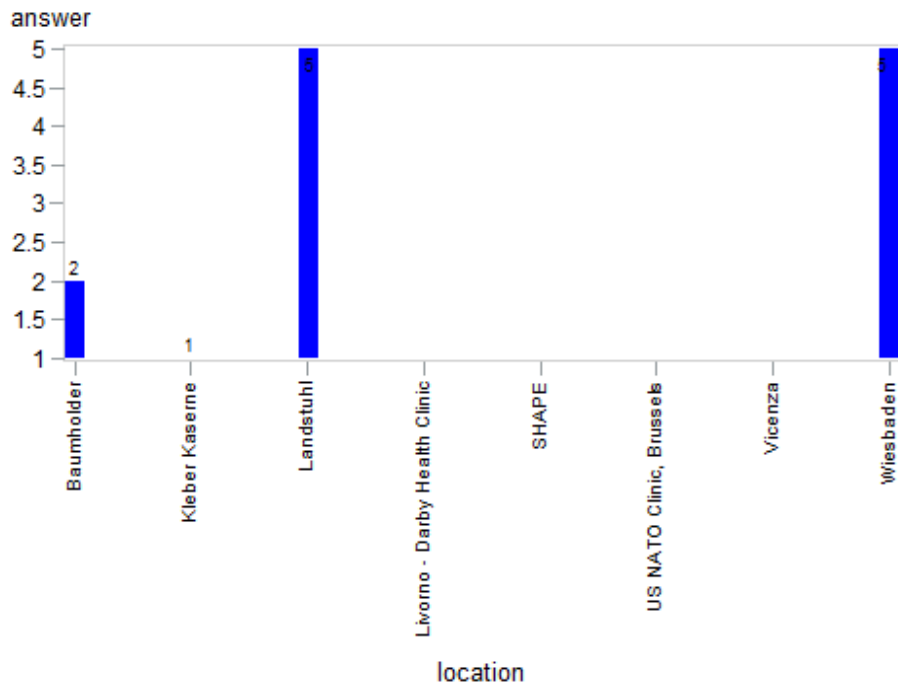
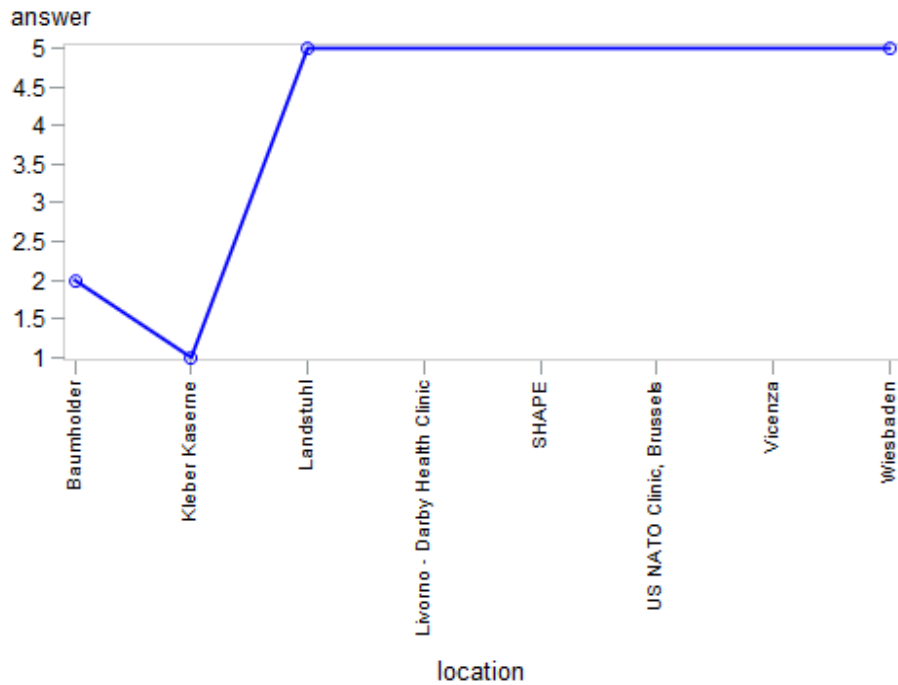
B-4.4.1 How many Soldiers at your installation completed the annual DOEHS-HC monitoring audiometry this quarter?



B-4.4.2 Using DOEHS-HC reporting data, how many people reported experiencing some level of tinnitus at your installation this quarter?



B-4.4.3 Military - Using the report from DOEHS-HC, how many recordable hearing losses occurred at your installation this quarter?



B-5 RHC-Central. The survey had an overall completion rate of 34.06 percent from 16 responding installations.

B-5.1 The questions with a completion rate over 60 percent are listed in the table below. To view the full table, see Appendix G.

DA Civilian - How many DOD/OSHA recordable hearing losses were recorded on the injury/illness log with Safety and/or OH this quarter?	87.50%
DA Civilian -Using the report from DOEHRS-HC, how many recordable hearing losses occurred at your installation this quarter?	87.50%
How many MANEUVER range inspections were conducted at your installation this quarter?	81.25%
How many Military units/sections at your installation were provided with annual hearing health education this quarter?	93.75%
How many STATIC range inspections were conducted at your installation this quarter? If none auto skip to #2	81.25%
How many Soldiers at your installation completed the annual DOEHRS-HC monitoring audiometry this quarter?	100.00%
How many base camp evaluations were conducted at your installation this quarter? If none, auto-skip to next section.	68.75%
How many noise-hazardous units/sections comprised of DA Civilians were inspected at your installation this quarter?	87.50%
How many unit hearing program officers were trained at your installation this quarter?	100.00%
How many units/sections comprised of DA Civilians at your installation were provided annual hearing health education this quarter?	81.25%
How many units/sections comprised of DA Civilians inspected at your installation complied with use of hearing protection in hazardous noise operations this quarter?	87.50%
Military - How many DOD/OSHA recordable hearing losses were recorded on the injury/illness log with Safety and/or OH this quarter?	87.50%
Military -Using the report from DOEHRS-HC, how many recordable hearing losses occurred at your installation this quarter?	87.50%
Using DOEHRS-HC reporting data, how many people reported experiencing some level of tinnitus at your installation this quarter?	93.75%

B-5.2 The average of the responses that had results are listed in the table below. To view the full table, see Appendix G.

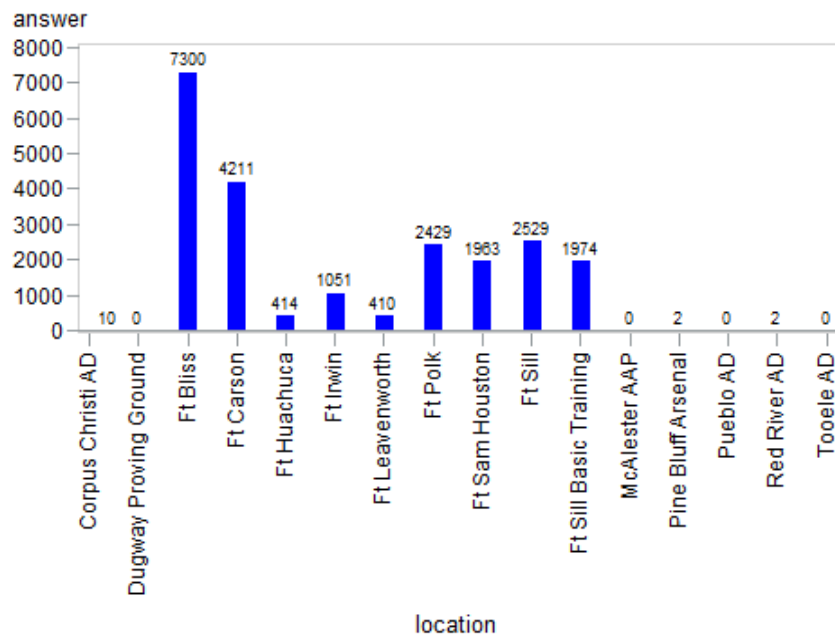
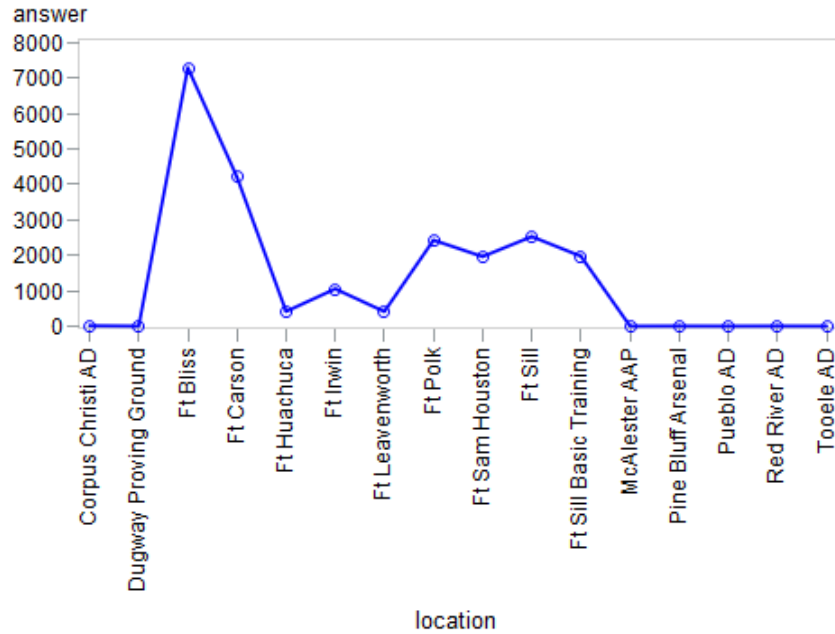
Question	Mean
How many Soldiers at your installation completed the annual DOEHRS-HC monitoring audiometry this quarter?	1393.44
How many Military units/sections at your installation were provided with annual hearing health education this quarter?	302.93
How many unit hearing program officers were trained at your installation this quarter?	3.50
Using DOEHRS-HC reporting data, how many people reported experiencing some level of tinnitus at your installation this quarter?	150.87
How many units/sections comprised of DA Civilians at your installation were provided annual hearing health education this quarter?	38.54
How many noise-hazardous units/sections comprised of DA Civilians were inspected at your installation this quarter?	4.14
How many units/sections comprised of DA Civilians inspected at your installation complied with use of hearing protection in hazardous noise operations this quarter?	19.71
DA Civilian - Using the report from DOEHRS-HC, how many recordable hearing losses occurred at your installation this quarter?	4.43
Military - Using the report from DOEHRS-HC, how many recordable hearing losses occurred at your installation this quarter?	8.36
DA Civilian - How many DOD/OSHA recordable hearing losses were recorded on the injury/illness log with Safety and/or OH this quarter?	1.57
Military - How many DOD/OSHA recordable hearing losses were recorded on the injury/illness log with Safety and/or OH this quarter?	4.29

B-5.3 The completion rate sorted by the different installations:

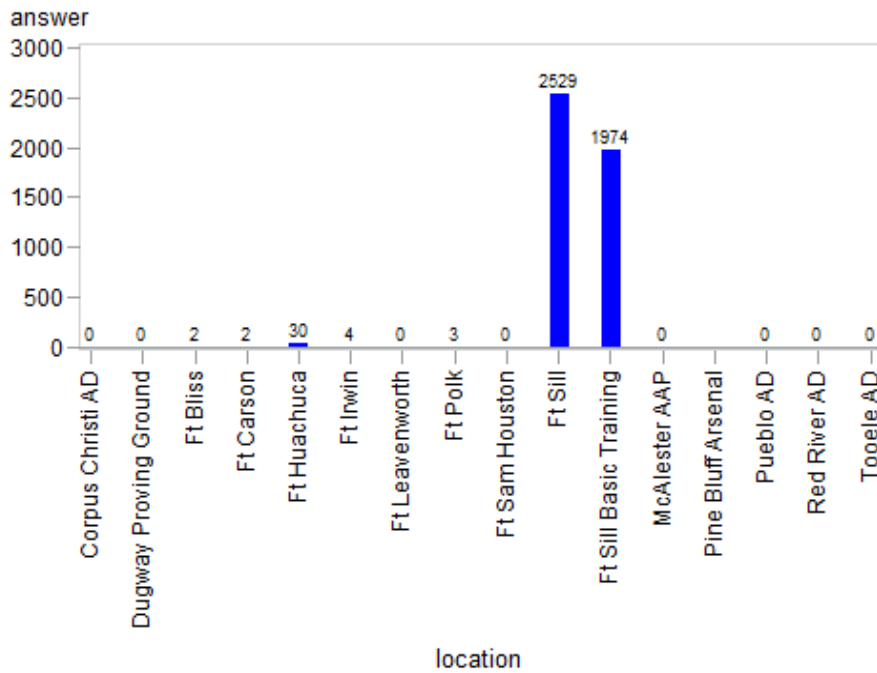
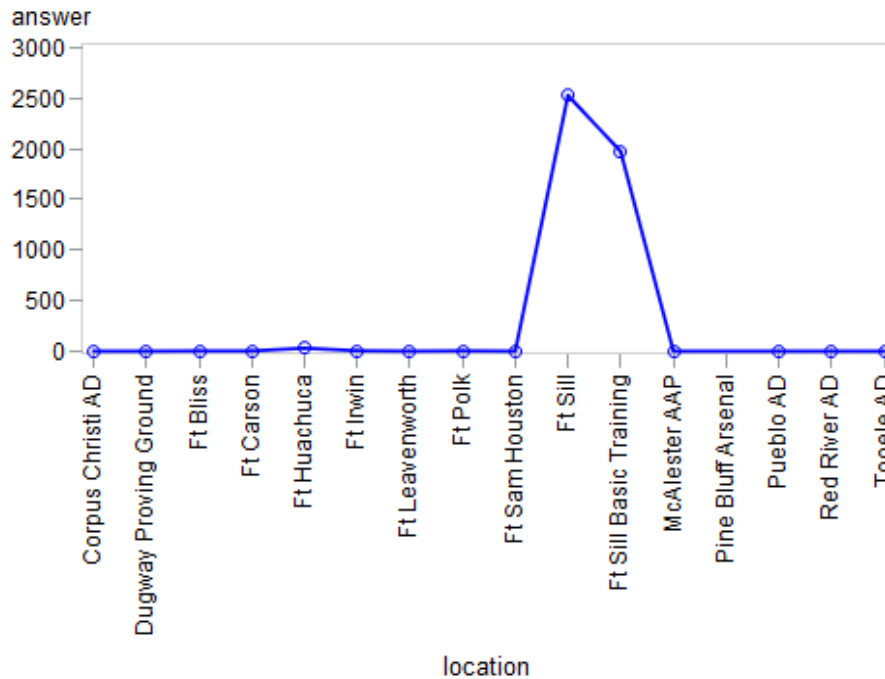
		Answered		Total
		N	Y	
Mil Installation				
Corpus Christi AD	Frequency	26	14	40
	Row %	65	35	
Dugway Proving Ground	Frequency	26	14	40
	Row %	65	35	
Ft Bliss	Frequency	25	15	40
	Row %	62.5	37.5	
Ft Carson	Frequency	25	15	40
	Row %	62.5	37.5	
Ft Huachuca	Frequency	25	15	40
	Row %	62.5	37.5	
Ft Irwin	Frequency	24	16	40
	Row %	60	40	
Ft Leavenworth	Frequency	13	27	40
	Row %	32.5	67.5	
Ft Polk	Frequency	29	11	40
	Row %	72.5	27.5	
Ft Sam Houston	Frequency	26	14	40
	Row %	65	35	
Ft Sill	Frequency	26	14	40
	Row %	65	35	
Ft Sill Basic Training	Frequency	32	8	40
	Row %	80	20	
McAlester AAP	Frequency	25	15	40
	Row %	62.5	37.5	
Pine Bluff Arsenal	Frequency	28	12	40
	Row %	70	30	
Pueblo AD	Frequency	26	14	40
	Row %	65	35	
Red River AD	Frequency	37	3	40
	Row %	92.5	7.5	
Tooele AD	Frequency	29	11	40
	Row %	72.5	27.5	
Total	Frequency	422	218	640

B-5.4 This section will show Line Plot and Bar Plot comparisons between the installations in RHC-C for each question that had responses.

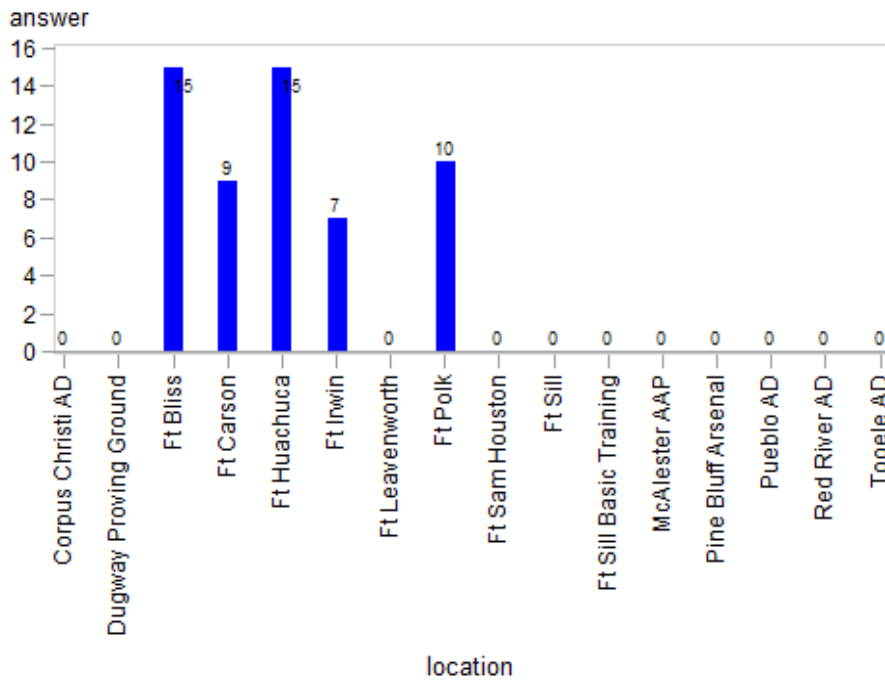
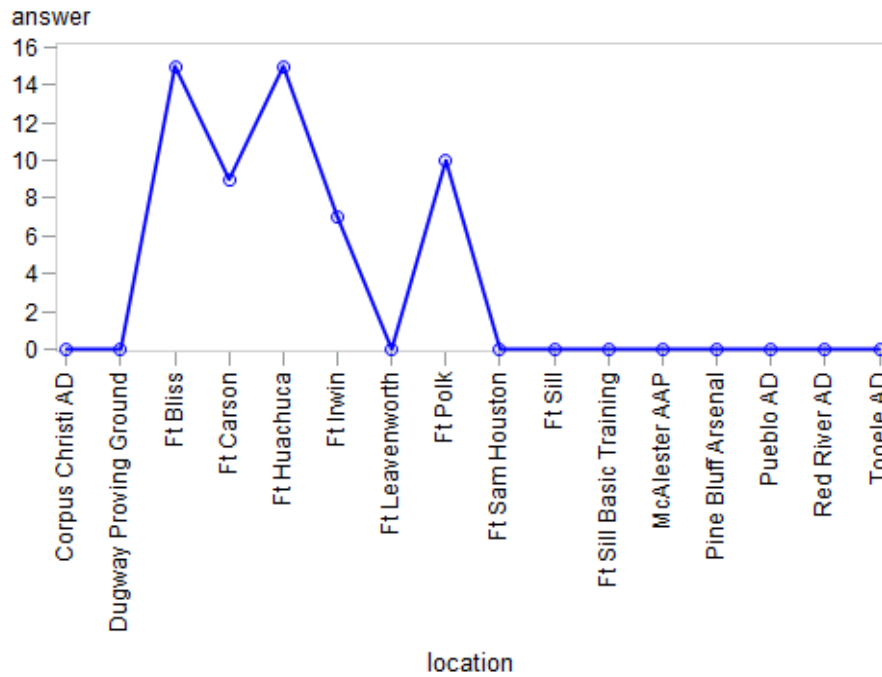
B-5.4.1 How many Soldiers at your installation completed the annual DOEHRS-HC monitoring audiometry this quarter?



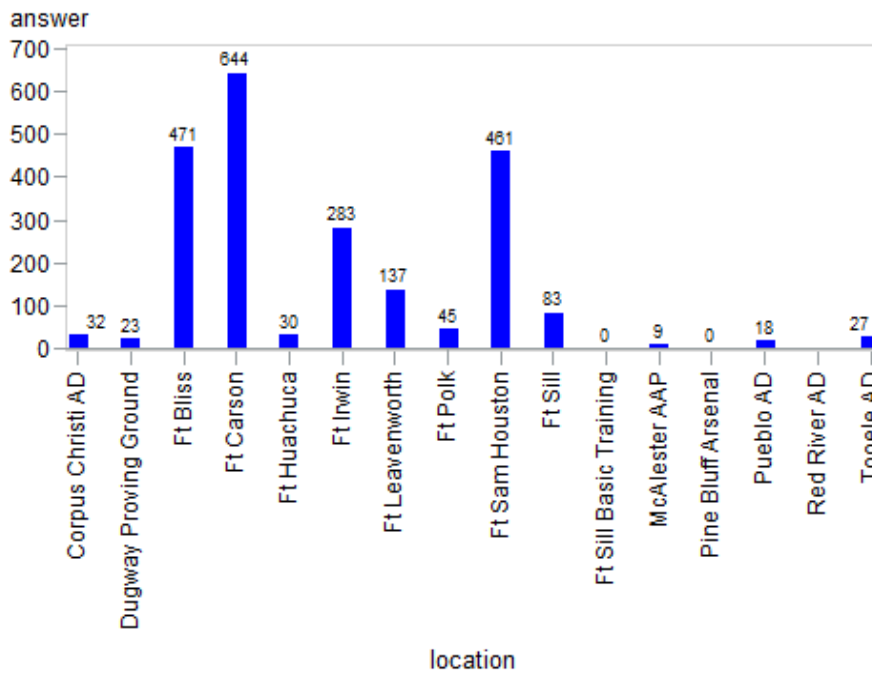
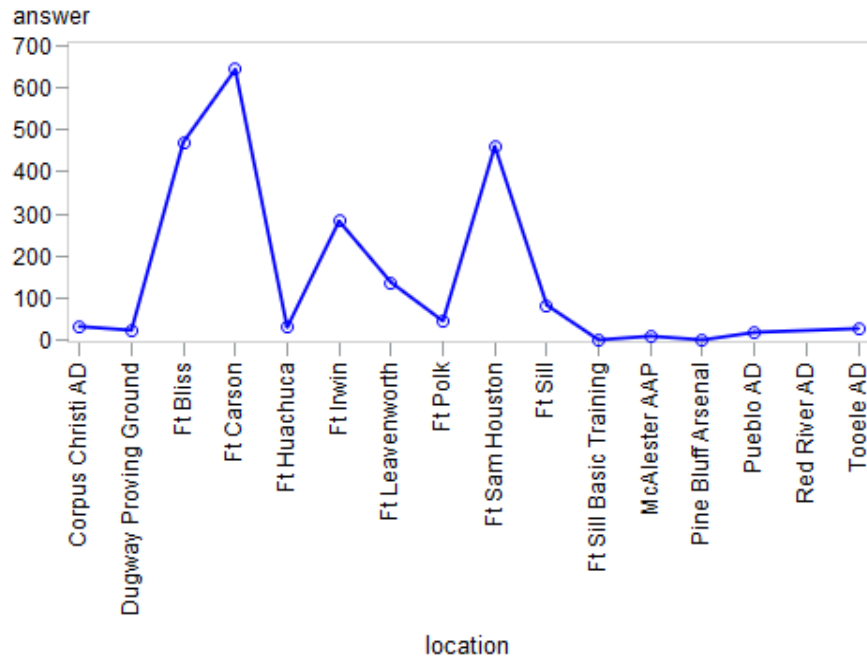
B-5.4.2 How many Military units/sections at your installation were provided with annual hearing health education this quarter?



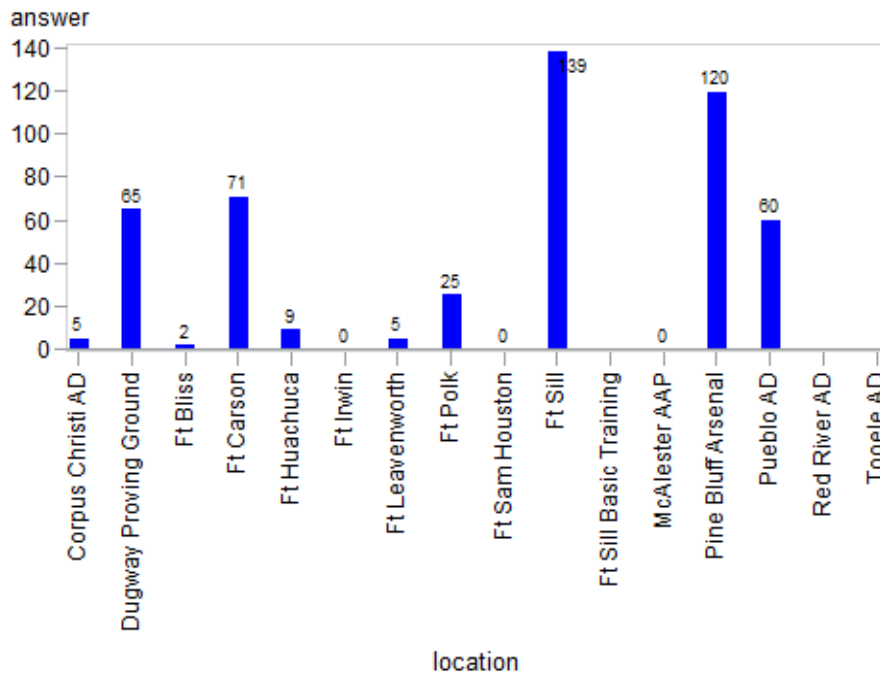
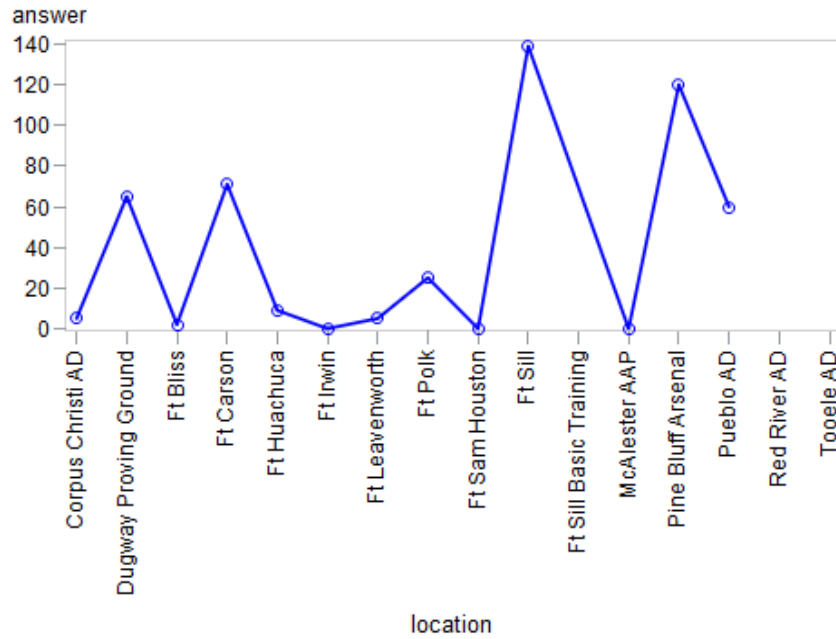
B-5.4.3 How many unit hearing program officers were trained at your installation this quarter?



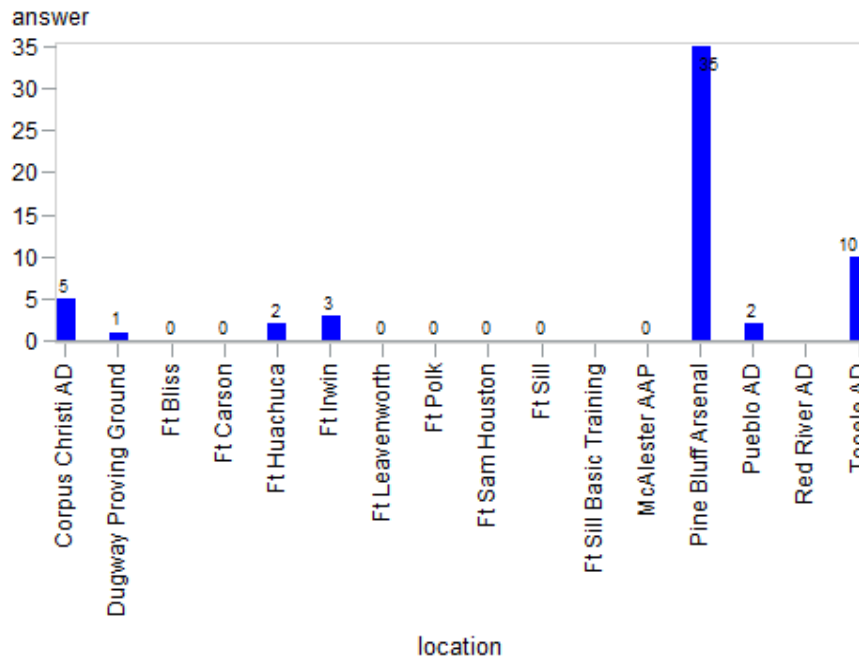
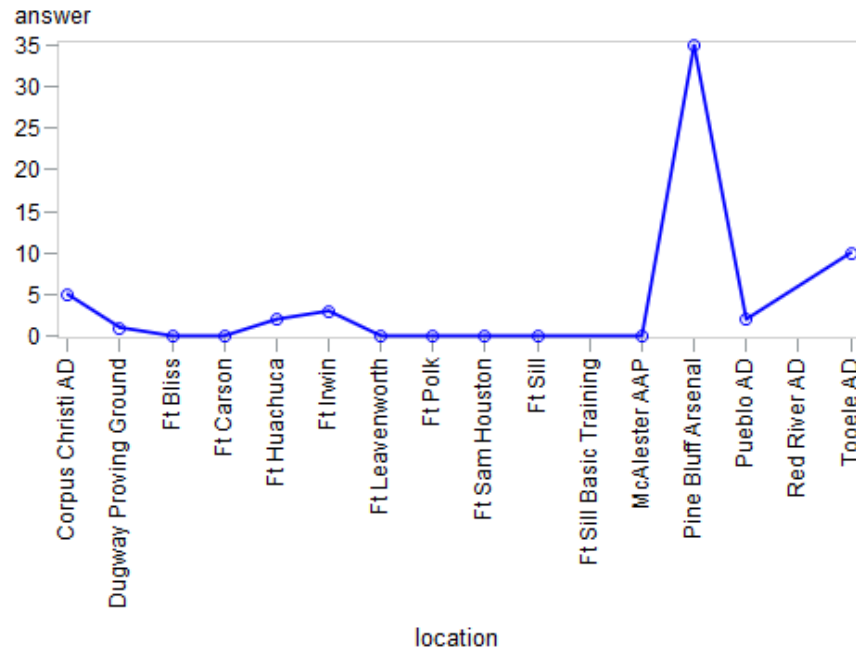
B-5.4.4 Using DOEHS-HC reporting data, how many people reported experiencing some level of tinnitus at your installation this quarter?



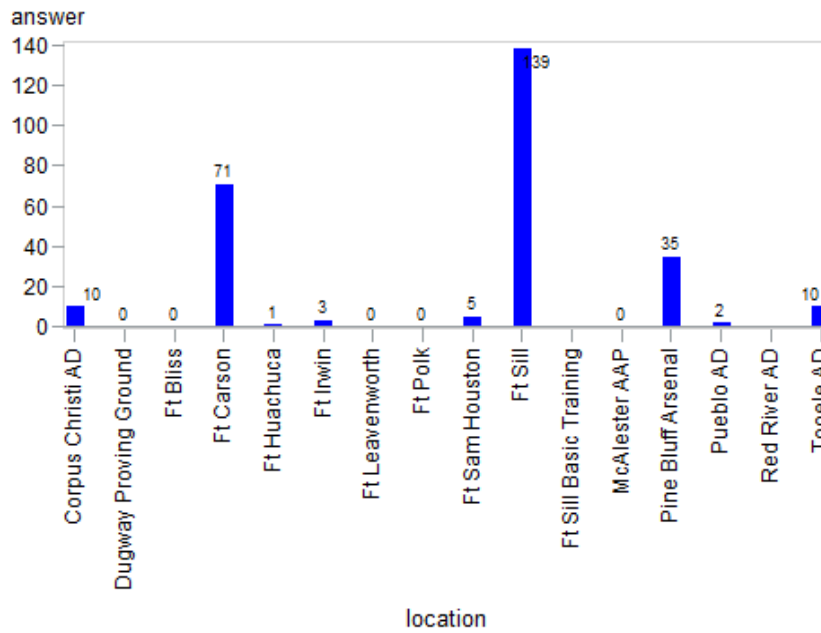
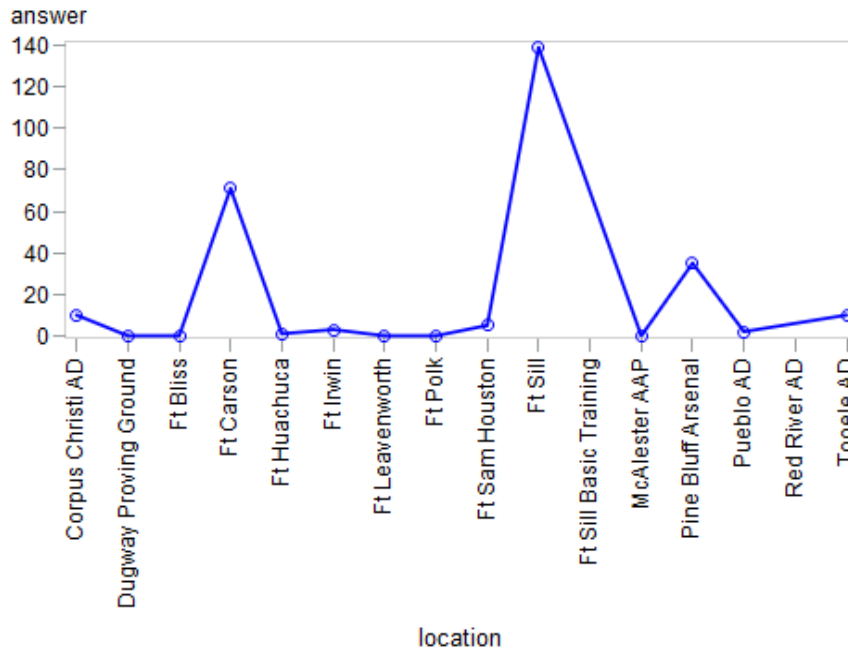
B-5.4.5 How many units/sections comprised of DA Civilians at your installation were provided annual hearing health education this quarter?



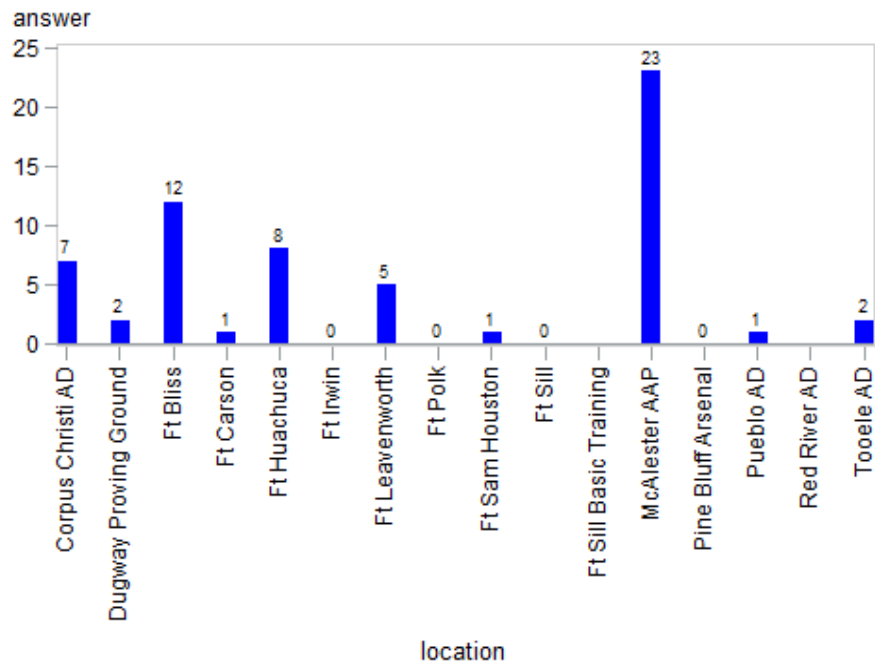
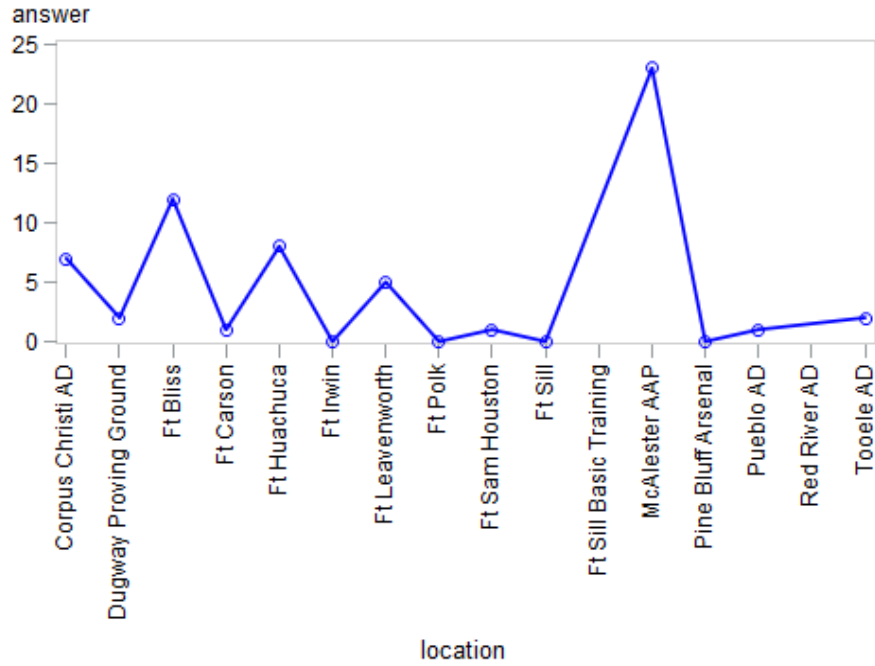
B-5.4.6 How many noise-hazardous units/sections comprised of DA Civilians were inspected at your installation this quarter?



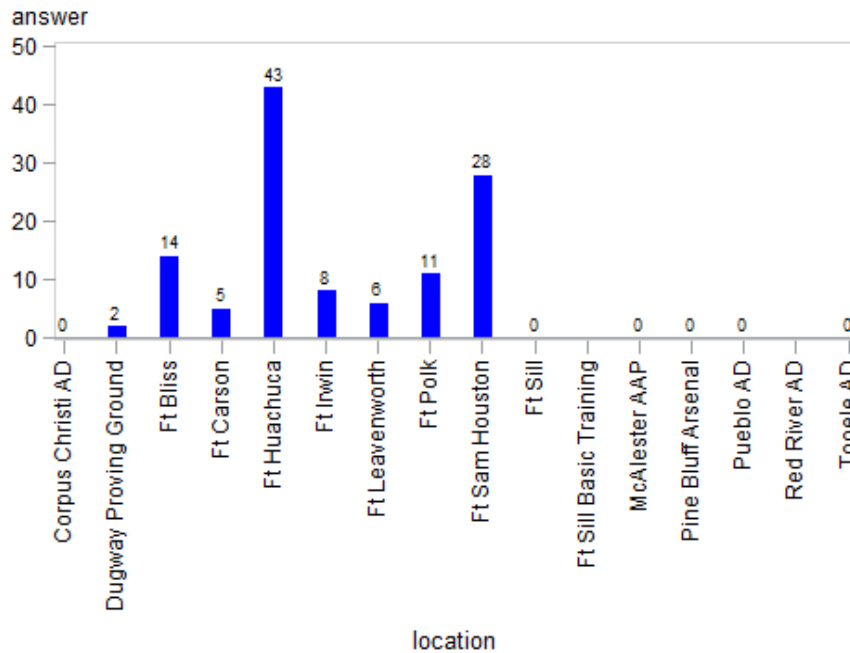
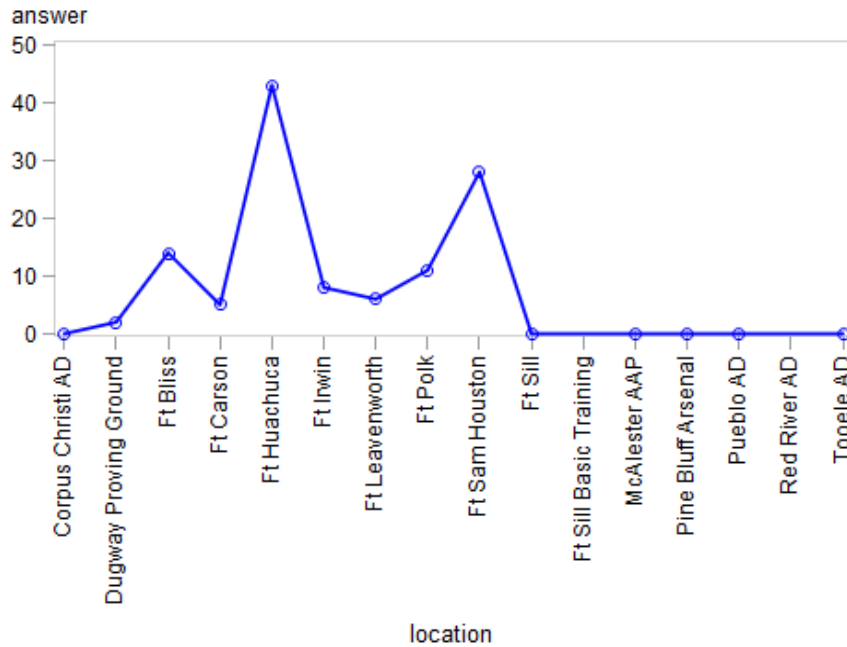
B-5.4.7 How many units/sections comprised of DA Civilians inspected at your installation complied with use of hearing protection in hazardous noise operations this quarter?



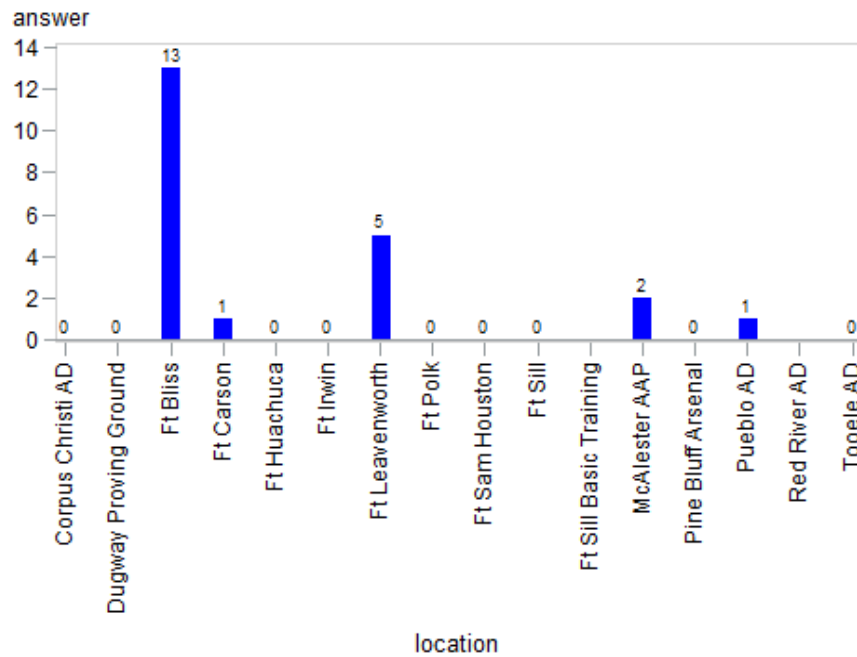
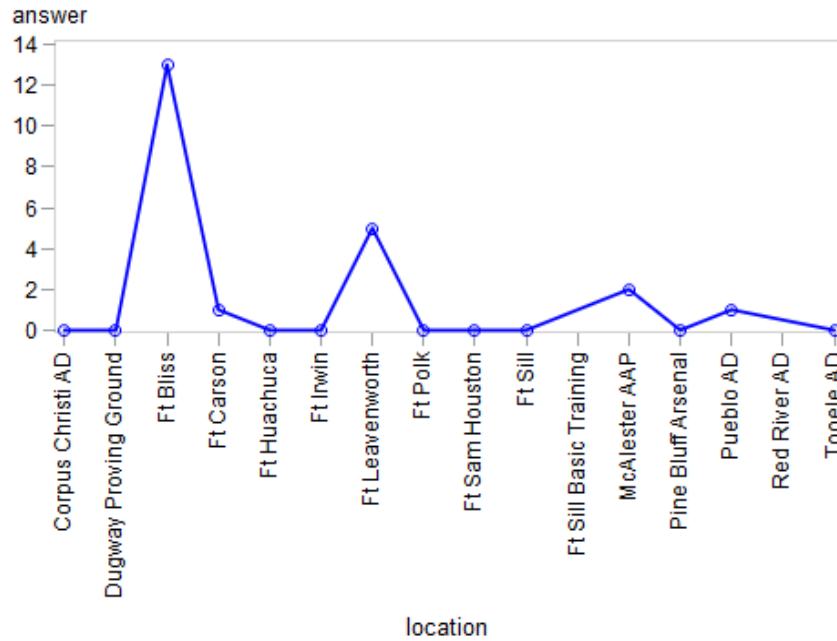
B-5.4.8 DA Civilian - Using the report from DOEHRS-HC, how many recordable hearing losses occurred at your installation this quarter?



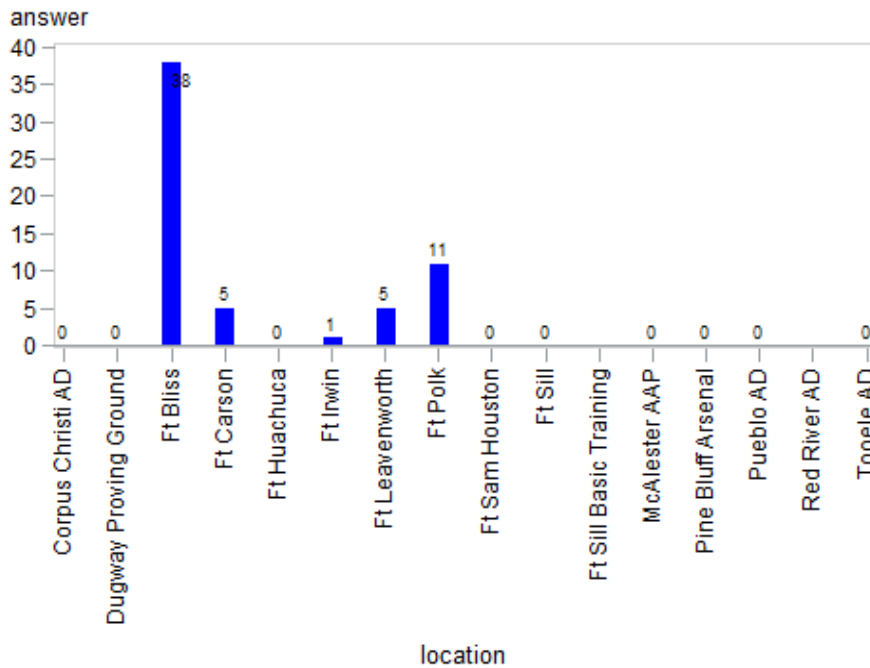
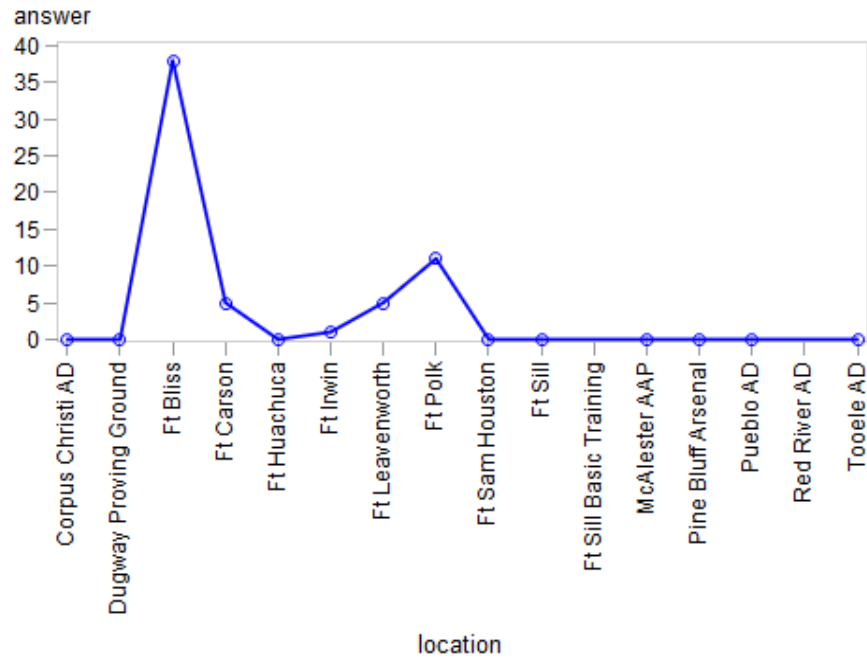
B-5.4.9 Military - Using the report from DOEHS-HC, how many recordable hearing losses occurred at your installation this quarter?



B-5.4.10 DA Civilian - How many DOD/OSHA recordable hearing losses were recorded on the injury/illness log with Safety and/or OH this quarter?



B-5.4.11 Military - How many DOD/OSHA recordable hearing losses were recorded on the injury/illness log with Safety and/or OH this quarter?



Appendix C
All Regions Full Survey Tables

Question	Mean
How many Soldiers at your installation completed the annual DOEHRS-HC monitoring audiometry this quarter?	1229.71
How many Military units/sections at your installation were provided with annual hearing health education this quarter?	101.13
How many unit hearing program officers were trained at your installation this quarter?	1.94
Using DOEHRS-HC reporting data, how many people reported experiencing some level of tinnitus at your installation this quarter?	147.92
How many STATIC range inspections were conducted at your installation this quarter?	0.09
How many of the STATIC ranges inspected had warning signs posted?	1.5
At how many STATIC ranges inspected were hearing protectors made readily available?	1.5
At how many STATIC ranges inspected were personnel using hearing protection?	1.5
At how many STATIC ranges inspected was there a deficiency in the way personnel were using hearing protection?	1.5
At how many STATIC ranges inspected were hearing protection fit checks of each Soldier conducted prior to entering the range?	0
At how many STATIC ranges inspected was a hearing protection fitting demonstration part of the range safety briefing?	0
How many MANEUVER range inspections were conducted at your installation this quarter?	0
How many of the MANEUVER ranges inspected had warning signs posted?	0
At how many MANEUVER ranges inspected were hearing protectors made readily available?	0
At how many MANEUVER ranges inspected were personnel using hearing protection during both live fire and blank fire exercises, including travel to and from ranges in hazardous-noise vehicles?	0
At how many MANEUVER ranges inspected was there a deficiency in the way personnel were using hearing protection?	0
At how many MANEUVER ranges inspected were hearing protection fit checks of each Soldier conducted prior to entering the range?	0

At how many MANEUVER ranges inspected was a hearing protection fitting demonstration part of the range safety briefing?	0
At how many of the MANEUVER ranges inspected were TCAPS being used?	0
At how many of the MANEUVER ranges inspected were hearing protection and communication capabilities part of the planning documents (i.e., OPORD) and the after action report?	0
How many base camp evaluations were conducted at your installation this quarter?	0
How many of the base camp evaluations were assessed for the set-up and location of hazardous noise equipment and areas (i.e., TOCs, rest areas, and sleeping areas)?	0
How many of the base camp evaluations resulted in recommendation strategies to minimize noise hazards and/or nuisance noise for the set-up and location of hazardous noise equipment and areas?	0
How many of the base camp evaluations revealed warning signs that were properly posted?	0
How many of the base camp evaluations recommended implementation of an engineering control?	0
How many units/sections comprised of DA Civilians at your installation were provided annual hearing health education this quarter?	27.4
How many noise-hazardous units/sections comprised of DA Civilians were inspected at your installation this quarter?	5.05
How many units/sections comprised of DA Civilians inspected at your installation complied with use of hearing protection in hazardous noise operations this quarter?	10.56
DA Civilian - Using the report from DOEHRS-HC, how many recordable hearing losses occurred at your installation this quarter?	4.07
Military - Using the report from DOEHRS-HC, how many recordable hearing losses occurred at your installation this quarter?	17.1
DA Civilian - How many DOD/OSHA recordable hearing losses were recorded on the injury/illness log with Safety and/or OH this quarter?	1.72
Military - How many DOD/OSHA recordable hearing losses were recorded on the injury/illness log with Safety and/or OH this quarter?	2.59

Question	N	Y
How many Soldiers at your installation completed the annual DOEHRS-HC monitoring audiometry this quarter?	1	48
How many Military units/sections at your installation were provided with annual hearing health education this quarter?	2	47
How many unit hearing program officers were trained at your installation this quarter?	1	48
Do you have a process in place for peer review of diagnostic audiograms?	49	.
Using DOEHRS-HC reporting data, how many people reported experiencing some level of tinnitus at your installation this quarter?	10	39
How many STATIC range inspections were conducted at your installation this quarter?	14	35
How many of the STATIC ranges inspected had warning signs posted?	47	2
At how many STATIC ranges inspected were hearing protectors made readily available?	47	2
At how many STATIC ranges inspected were personnel using hearing protection?	47	2
At how many STATIC ranges inspected was there a deficiency in the way personnel were using hearing protection?	47	2
At how many STATIC ranges inspected were hearing protection fit checks of each Soldier conducted prior to entering the range?	47	2
At how many STATIC ranges inspected was a hearing protection fitting demonstration part of the range safety briefing?	47	2
Were reports issued following ALL the static range inspections?	49	.
STATIC If no, please explain further	47	2
How many MANEUVER range inspections were conducted at your installation this quarter?	16	33
How many of the MANEUVER ranges inspected had warning signs posted?	47	2
At how many MANEUVER ranges inspected were hearing protectors made readily available?	47	2
At how many MANEUVER ranges inspected were personnel using hearing protection during both live fire and blank fire exercises, including travel to and from ranges in hazardous-noise vehicles?	47	2
At how many MANEUVER ranges inspected was there a deficiency in the way personnel were using hearing protection?	47	2

At how many MANEUVER ranges inspected were hearing protection fit checks of each Soldier conducted prior to entering the range?	47	2
At how many MANEUVER ranges inspected was a hearing protection fitting demonstration part of the range safety briefing?	47	2
At how many of the MANEUVER ranges inspected were TCAPS being used?	47	2
At how many of the MANEUVER ranges inspected were hearing protection and communication capabilities part of the planning documents (i.e. OPORD) and the after action report?	47	2
Were reports issued following ALL the maneuver range inspections?	49	.
MANEUVER If no, please explain further	48	1
How many base camp evaluations were conducted at your installation this quarter?	18	31
How many of the base camp evaluations were assessed for the set-up and location of hazardous noise equipment and areas (i.e., TOCs, rest areas, and sleeping areas)?	47	2
How many of the base camp evaluations resulted in recommendation strategies to minimize noise hazards and/or nuisance noise for the set-up and location of hazardous noise equipment and areas?	47	2
How many of the base camp evaluations revealed warning signs that were properly posted?	47	2
How many of the base camp evaluations recommended implementation of an engineering control?	47	2
Were reports issued following ALL the base camp assessments?	49	.
BASE CAMP If no, please explain further	48	1
How many units/sections comprised of DA Civilians at your installation were provided annual hearing health education this quarter?	9	40
How many noise-hazardous units/sections comprised of DA Civilians were inspected at your installation this quarter?	9	40
How many units/sections comprised of DA Civilians inspected at your installation complied with use of hearing protection in hazardous noise operations this quarter?	10	39
DA Civilian -Using the report from DOEHRS-HC, how many recordable hearing losses occurred at your installation this quarter?	8	41

Military -Using the report from DOEHRS-HC, how many recordable hearing losses occurred at your installation this quarter?	8	41
DA Civilian - How many DOD/OSHA recordable hearing losses were recorded on the injury/illness log with Safety and/or OH this quarter?	10	39
Military - How many DOD/OSHA recordable hearing losses were recorded on the injury/illness log with Safety and/or OH this quarter?	10	39
Please indicate any comments or questions you have for the Army Hearing Division office here.	19	30

**APPENDIX D
RHC-P Full Survey Tables**

MEDCOM Region=RHC-P

Table of Question Desc by Answer

Question		Answer		Total
		N	Y	
At how many MANEUVER ranges inspected was a hearing protection fitting demonstration part of the range safety briefing?	Frequency	2	0	2
	Row Pct	100	0	
At how many MANEUVER ranges inspected was there a deficiency in the way personnel were using hearing protection?	Frequency	2	0	2
	Row Pct	100	0	
At how many MANEUVER ranges inspected were hearing protection fit checks of each Soldier conducted prior to entering the range?	Frequency	2	0	2
	Row Pct	100	0	
At how many MANEUVER ranges inspected were hearing protectors made readily available?	Frequency	2	0	2
	Row Pct	100	0	
At how many MANEUVER ranges inspected were personnel using hearing protection during both live fire and blank fire exercises, including travel to and from ranges in hazardous-noise vehicles?	Frequency	2	0	2
	Row Pct	100	0	
At how many STATIC ranges inspected was a hearing protection fitting demonstration part of the range safety briefing?	Frequency	2	0	2
	Row Pct	100	0	
At how many STATIC ranges inspected was there a deficiency in the way personnel were using hearing protection?	Frequency	2	0	2
	Row Pct	100	0	
At how many STATIC ranges inspected were hearing protection fit checks of each Soldier conducted prior to entering the range?	Frequency	2	0	2
	Row Pct	100	0	
At how many STATIC ranges inspected were hearing protectors made readily available?	Frequency	2	0	2
	Row Pct	100	0	
At how many STATIC ranges inspected were personnel using hearing protection?	Frequency	2	0	2
	Row Pct	100	0	
At how many of the MANEUVER ranges inspected were TCAPS being used?	Frequency	2	0	2
	Row Pct	100	0	
At how many of the MANEUVER ranges inspected were hearing protection and communication capabilities part of the planning documents (i.e. OPORD) and the after action report?	Frequency	2	0	2
	Row Pct	100	0	

BASE CAMP If no, please explain further	Frequency	2	0	2
	Row Pct	100	0	
DA Civilian - How many DOD/OSHA recordable hearing losses were recorded on the injury/illness log with Safety and/or OH this quarter?	Frequency	1	1	2
	Row Pct	50	50	
DA Civilian -Using the report from DOEHRS-HC, how many recordable hearing losses occurred at your installation this quarter?	Frequency	0	2	2
	Row Pct	0	100	
Do you have a process in place for peer review of diagnostic audiograms?	Frequency	2	0	2
	Row Pct	100	0	
How many MANEUVER range inspections were conducted at your installation this quarter?	Frequency	1	1	2
	Row Pct	50	50	
How many Military units/sections at your installation were provided with annual hearing health education this quarter?	Frequency	0	2	2
	Row Pct	0	100	
How many STATIC range inspections were conducted at your installation this quarter?	Frequency	1	1	2
	Row Pct	50	50	
How many Soldiers at your installation completed the annual DOEHRS-HC monitoring audiometry this quarter?	Frequency	0	2	2
	Row Pct	0	100	
How many base camp evaluations were conducted at your installation this quarter?	Frequency	1	1	2
	Row Pct	50	50	
How many noise-hazardous units/sections comprised of DA Civilians were inspected at your installation this quarter?	Frequency	0	2	2
	Row Pct	0	100	
How many of the MANEUVER ranges inspected had warning signs posted?	Frequency	2	0	2
	Row Pct	100	0	
How many of the STATIC ranges inspected had warning signs posted?	Frequency	2	0	2
	Row Pct	100	0	
How many of the base camp evaluations recommended implementation of an engineering control?	Frequency	2	0	2
	Row Pct	100	0	
How many of the base camp evaluations resulted in recommendation strategies to minimize noise hazards and/or nuisance noise for the set-up and location of hazardous noise equipment and areas?	Frequency	2	0	2
	Row Pct	100	0	
How many of the base camp evaluations revealed warning signs that were properly posted?	Frequency	2	0	2
	Row Pct	100	0	
How many of the base camp evaluations were assessed for the set-up and location of hazardous noise equipment and areas (i.e. TOCs, rest areas, and sleeping areas)?	Frequency	2	0	2
	Row Pct	100	0	

How many unit hearing program officers were trained at your installation this quarter?	Frequency	0	2	2
	Row Pct	0	100	
How many units/sections comprised of DA Civilians at your installation were provided annual hearing health education this quarter?	Frequency	0	2	2
	Row Pct	0	100	
How many units/sections comprised of DA Civilians inspected at your installation complied with use of hearing protection in hazardous noise operations this quarter?	Frequency	1	1	2
	Row Pct	50	50	
MANEUVER If no, please explain further	Frequency	2	0	2
	Row Pct	100	0	
Military - How many DOD/OSHA recordable hearing losses were recorded on the injury/illness log with Safety and/or OH this quarter?	Frequency	1	1	2
	Row Pct	50	50	
Military -Using the report from DOEHRS-HC, how many recordable hearing losses occurred at your installation this quarter?	Frequency	0	2	2
	Row Pct	0	100	
Please indicate any comments or questions you have for the Army Hearing Division office here.	Frequency	1	1	2
	Row Pct	50	50	
STATIC If no, please explain further	Frequency	2	0	2
	Row Pct	100	0	
Using DOEHRS-HC reporting data, how many people reported experiencing some level of tinnitus at your installation this quarter?	Frequency	1	1	2
	Row Pct	50	50	
Were reports issued following ALL the base camp assessments?	Frequency	2	0	2
	Row Pct	100	0	
Were reports issued following ALL the maneuver range inspections?	Frequency	2	0	2
	Row Pct	100	0	
Were reports issued following ALL the static range inspections?	Frequency	2	0	2
	Row Pct	100	0	
Total	Frequency	58	22	80

Question	Mean
How many Soldiers at your installation completed the annual DOEHRs-HC monitoring audiometry this quarter?	3482.5
How many Military units/sections at your installation were provided with annual hearing health education this quarter?	1.5
How many unit hearing program officers were trained at your installation this quarter?	1.5
Using DOEHRs-HC reporting data, how many people reported experiencing some level of tinnitus at your installation this quarter?	60
How many STATIC range inspections were conducted at your installation this quarter?	0
How many of the STATIC ranges inspected had warning signs posted?	.
At how many STATIC ranges inspected were hearing protectors made readily available?	.
At how many STATIC ranges inspected were personnel using hearing protection?	.
At how many STATIC ranges inspected was there a deficiency in the way personnel were using hearing protection?	.
At how many STATIC ranges inspected were hearing protection fit checks of each Soldier conducted prior to entering the range?	.
At how many STATIC ranges inspected was a hearing protection fitting demonstration part of the range safety briefing?	.
How many MANEUVER range inspections were conducted at your installation this quarter?	0
How many of the MANEUVER ranges inspected had warning signs posted?	.
At how many MANEUVER ranges inspected were hearing protectors made readily available?	.
At how many MANEUVER ranges inspected were personnel using hearing protection during both live fire and blank fire exercises, including travel to and from ranges in hazardous-noise vehicles?	.
At how many MANEUVER ranges inspected was there a deficiency in the way personnel were using hearing protection?	.
At how many MANEUVER ranges inspected were hearing protection fit checks of each Soldier conducted prior to entering the range?	.
At how many MANEUVER ranges inspected was a hearing protection fitting demonstration part of the range safety briefing?	.
At how many of the MANEUVER ranges inspected were TCAPS being used?	.
At how many of the MANEUVER ranges inspected were hearing protection and communication capabilities part of the planning documents (i.e. OPORD) and the after action report?	.
How many base camp evaluations were conducted at your installation this quarter?	0
How many of the base camp evaluations were assessed for the set-up and location of hazardous noise equipment and areas (i.e. TOCs, rest areas, and sleeping areas)?	.
How many of the base camp evaluations resulted in recommendation strategies to minimize noise hazards and/or nuisance noise for the set-up and location of hazardous noise equipment and areas?	.
How many of the base camp evaluations revealed warning signs that were properly posted?	.
How many of the base camp evaluations recommended implementation of an engineering control?	.
How many units/sections comprised of DA Civilians at your installation were provided annual hearing health education this quarter?	216

How many noise-hazardous units/sections comprised of DA Civilians were inspected at your installation this quarter?	0
How many units/sections comprised of DA Civilians inspected at your installation complied with use of hearing protection in hazardous noise operations this quarter?	0
DA Civilian - Using the report from DOEHRS-HC, how many recordable hearing losses occurred at your installation this quarter?	0
Military - Using the report from DOEHRS-HC, how many recordable hearing losses occurred at your installation this quarter?	0
DA Civilian - How many DOD/OSHA recordable hearing losses were recorded on the injury/illness log with Safety and/or OH this quarter?	0
Military - How many DOD/OSHA recordable hearing losses were recorded on the injury/illness log with Safety and/or OH this quarter?	0

APPENDIX E
RHC-A Full Survey Tables

MEDCOM Region=RHC-A

Table of Question by Answer				
Question		N	Y	Total
At how many MANEUVER ranges inspected was a hearing protection fitting demonstration part of the range safety briefing?	Frequency	22	1	23
	Row Pct	95.65	4.35	
At how many MANEUVER ranges inspected was there a deficiency in the way personnel were using hearing protection?	Frequency	22	1	23
	Row Pct	95.65	4.35	
At how many MANEUVER ranges inspected were hearing protection fit checks of each Soldier conducted prior to entering the range?	Frequency	22	1	23
	Row Pct	95.65	4.35	
At how many MANEUVER ranges inspected were hearing protectors made readily available?	Frequency	22	1	23
	Row Pct	95.65	4.35	
At how many MANEUVER ranges inspected were personnel using hearing protection during both live fire and blank fire exercises, including travel to and from ranges in hazardous-noise vehicles?	Frequency	22	1	23
	Row Pct	95.65	4.35	
At how many STATIC ranges inspected was a hearing protection fitting demonstration part of the range safety briefing?	Frequency	21	2	23
	Row Pct	91.3	8.7	
At how many STATIC ranges inspected was there a deficiency in the way personnel were using hearing protection?	Frequency	21	2	23
	Row Pct	91.3	8.7	
At how many STATIC ranges inspected were hearing protection fit checks of each Soldier conducted prior to entering the range?	Frequency	21	2	23
	Row Pct	91.3	8.7	
At how many STATIC ranges inspected were hearing protectors made readily available?	Frequency	21	2	23
	Row Pct	91.3	8.7	
At how many STATIC ranges inspected were personnel using hearing protection?	Frequency	21	2	23
	Row Pct	91.3	8.7	
At how many of the MANEUVER ranges inspected were TCAPS being used?	Frequency	22	1	23
	Row Pct	95.65	4.35	
At how many of the MANEUVER ranges inspected were hearing protection and communication capabilities part of the planning documents (i.e., OPORD) and the after action report?	Frequency	22	1	23
	Row Pct	95.65	4.35	
BASE CAMP If no, please explain further	Frequency	22	1	23
	Row Pct	95.65	4.35	

DA Civilian - How many DOD/OSHA recordable hearing losses were recorded on the injury/illness log with Safety and/or OH this quarter?	Frequency	3	20	23
	Row Pct	13.04	86.96	
DA Civilian -Using the report from DOEHRS-HC, how many recordable hearing losses occurred at your installation this quarter?	Frequency	2	21	23
	Row Pct	8.7	91.3	
Do you have a process in place for peer review of diagnostic audiograms?	Frequency	23	0	23
	Row Pct	100	0	
How many MANEUVER range inspections were conducted at your installation this quarter?	Frequency	11	12	23
	Row Pct	47.83	52.17	
How many Military units/sections at your installation were provided with annual hearing health education this quarter?	Frequency	0	23	23
	Row Pct	0	100	
How many STATIC range inspections were conducted at your installation this quarter?	Frequency	9	14	23
	Row Pct	39.13	60.87	
How many Soldiers at your installation completed the annual DOEHRS-HC monitoring audiometry this quarter?	Frequency	0	23	23
	Row Pct	0	100	
How many base camp evaluations were conducted at your installation this quarter?	Frequency	11	12	23
	Row Pct	47.83	52.17	
How many noise-hazardous units/sections comprised of DA Civilians were inspected at your installation this quarter?	Frequency	6	17	23
	Row Pct	26.09	73.91	
How many of the MANEUVER ranges inspected had warning signs posted?	Frequency	22	1	23
	Row Pct	95.65	4.35	
How many of the STATIC ranges inspected had warning signs posted?	Frequency	21	2	23
	Row Pct	91.3	8.7	
How many of the base camp evaluations recommended implementation of an engineering control?	Frequency	22	1	23
	Row Pct	95.65	4.35	
How many of the base camp evaluations resulted in recommendation strategies to minimize noise hazards and/or nuisance noise for the set-up and location of hazardous noise equipment and areas?	Frequency	22	1	23
	Row Pct	95.65	4.35	
How many of the base camp evaluations revealed warning signs that were properly posted?	Frequency	22	1	23
	Row Pct	95.65	4.35	
How many of the base camp evaluations were assessed for the set-up and location of hazardous noise equipment and areas (i.e., TOCs, rest areas, and sleeping areas)?	Frequency	22	1	23
	Row Pct	95.65	4.35	
How many unit hearing program officers were trained at your installation this quarter?	Frequency	0	23	23
	Row Pct	0	100	

How many units/sections comprised of DA Civilians at your installation were provided annual hearing health education this quarter?	Frequency	5	18	23
	Row Pct	21.74	78.26	
How many units/sections comprised of DA Civilians inspected at your installation complied with use of hearing protection in hazardous noise operations this quarter?	Frequency	5	18	23
	Row Pct	21.74	78.26	
MANEUVER If no, please explain further	Frequency	22	1	23
	Row Pct	95.65	4.35	
Military - How many DOD/OSHA recordable hearing losses were recorded on the injury/illness log with Safety and/or OH this quarter?	Frequency	3	20	23
	Row Pct	13.04	86.96	
Military -Using the report from DOEHRS-HC, how many recordable hearing losses occurred at your installation this quarter?	Frequency	2	21	23
	Row Pct	8.7	91.3	
Please indicate any comments or questions you have for the Army Hearing Division office here.	Frequency	10	13	23
	Row Pct	43.48	56.52	
STATIC If no, please explain further	Frequency	22	1	23
	Row Pct	95.65	4.35	
Using DOEHRS-HC reporting data, how many people reported experiencing some level of tinnitus at your installation this quarter?	Frequency	4	19	23
	Row Pct	17.39	82.61	
Were reports issued following ALL the base camp assessments?	Frequency	23	0	23
	Row Pct	100	0	
Were reports issued following ALL the maneuver range inspections?	Frequency	23	0	23
	Row Pct	100	0	
Were reports issued following ALL the static range inspections?	Frequency	23	0	23
	Row Pct	100	0	
Total	Frequency	619	301	920

Question	Mean
How many Soldiers at your installation completed the annual DOEHRS-HC monitoring audiometry this quarter?	1187.83
How many Military units/sections at your installation were provided with annual hearing health education this quarter?	8.96
How many unit hearing program officers were trained at your installation this quarter?	1.48
Using DOEHRS-HC reporting data, how many people reported experiencing some level of tinnitus at your installation this quarter?	168.95
How many STATIC range inspections were conducted at your installation this quarter?	0.21
How many of the STATIC ranges inspected had warning signs posted?	1.50
At how many STATIC ranges inspected were hearing protectors made readily available?	1.50
At how many STATIC ranges inspected were personnel using hearing protection?	1.50
At how many STATIC ranges inspected was there a deficiency in the way personnel were using hearing protection?	1.50
At how many STATIC ranges inspected were hearing protection fit checks of each Soldier conducted prior to entering the range?	0.00
At how many STATIC ranges inspected was a hearing protection fitting demonstration part of the range safety briefing?	0.00
How many MANEUVER range inspections were conducted at your installation this quarter?	0.00
How many of the MANEUVER ranges inspected had warning signs posted?	0.00
At how many MANEUVER ranges inspected were hearing protectors made readily available?	0.00
At how many MANEUVER ranges inspected were personnel using hearing protection during both live fire and blank fire exercises, including travel to and from ranges in hazardous-noise vehicles?	0.00
At how many MANEUVER ranges inspected was there a deficiency in the way personnel were using hearing protection?	0.00
At how many MANEUVER ranges inspected were hearing protection fit checks of each Soldier conducted prior to entering the range?	0.00
At how many MANEUVER ranges inspected was a hearing protection fitting demonstration part of the range safety briefing?	0.00
At how many of the MANEUVER ranges inspected were TCAPS being used?	0.00
At how many of the MANEUVER ranges inspected were hearing protection and communication capabilities part of the planning documents (i.e., OPOD) and the after action report?	0.00
How many base camp evaluations were conducted at your installation this quarter?	0.00
How many of the base camp evaluations were assessed for the set-up and location of hazardous noise equipment and areas (i.e., TOCs, rest areas, and sleeping areas)?	0.00
How many of the base camp evaluations resulted in recommendation strategies to minimize noise hazards and/or nuisance noise for the set-up and location of hazardous noise equipment and areas?	0.00
How many of the base camp evaluations revealed warning signs that were properly posted?	0.00

How many of the base camp evaluations recommended implementation of an engineering control?	0.00
How many units/sections comprised of DA Civilians at your installation were provided annual hearing health education this quarter?	9.06
How many noise-hazardous units/sections comprised of DA Civilians were inspected at your installation this quarter?	8.47
How many units/sections comprised of DA Civilians inspected at your installation complied with use of hearing protection in hazardous noise operations this quarter?	7.56
DA Civilian - Using the report from DOEHRS-HC, how many recordable hearing losses occurred at your installation this quarter?	4.95
Military - Using the report from DOEHRS-HC, how many recordable hearing losses occurred at your installation this quarter?	27.19
DA Civilian - How many DOD/OSHA recordable hearing losses were recorded on the injury/illness log with Safety and/or OH this quarter?	2.25
Military - How many DOD/OSHA recordable hearing losses were recorded on the injury/illness log with Safety and/or OH this quarter?	2.05

APPENDIX F
RHC-E Full Survey Tables

MEDCOM Region=RHC-E

Table of Question Desc by Answer

Question		N	Y	Total
At how many MANEUVER ranges inspected was a hearing protection fitting demonstration part of the range safety briefing?	Frequency	8	0	8
	Row Pct	100	0	
At how many MANEUVER ranges inspected was there a deficiency in the way personnel were using hearing protection?	Frequency	8	0	8
	Row Pct	100	0	
At how many MANEUVER ranges inspected were hearing protection fit checks of each Soldier conducted prior to entering the range?	Frequency	8	0	8
	Row Pct	100	0	
At how many MANEUVER ranges inspected were hearing protectors made readily available?	Frequency	8	0	8
	Row Pct	100	0	
At how many MANEUVER ranges inspected were personnel using hearing protection during both live fire and blank fire exercises, including travel to and from ranges in hazardous-noise vehicles?	Frequency	8	0	8
	Row Pct	100	0	
At how many STATIC ranges inspected was a hearing protection fitting demonstration part of the range safety briefing?	Frequency	8	0	8
	Row Pct	100	0	
At how many STATIC ranges inspected was there a deficiency in the way personnel were using hearing protection?	Frequency	8	0	8
	Row Pct	100	0	
At how many STATIC ranges inspected were hearing protection fit checks of each Soldier conducted prior to entering the range?	Frequency	8	0	8
	Row Pct	100	0	
At how many STATIC ranges inspected were hearing protectors made readily available?	Frequency	8	0	8
	Row Pct	100	0	
At how many STATIC ranges inspected were personnel using hearing protection?	Frequency	8	0	8
	Row Pct	100	0	
At how many of the MANEUVER ranges inspected were TCAPS being used?	Frequency	8	0	8
	Row Pct	100	0	
At how many of the MANEUVER ranges inspected were hearing protection and communication capabilities part of the planning documents (i.e., OPORD) and the after action report?	Frequency	8	0	8
	Row Pct	100	0	
BASE CAMP If no, please explain further	Frequency	8	0	8
	Row Pct	100	0	

DA Civilian - How many DOD/OSHA recordable hearing losses were recorded on the injury/illness log with Safety and/or OH this quarter?	Frequency	4	4	8
	Row Pct	50	50	
DA Civilian -Using the report from DOEHS-HC, how many recordable hearing losses occurred at your installation this quarter?	Frequency	4	4	8
	Row Pct	50	50	
Do you have a process in place for peer review of diagnostic audiograms?	Frequency	8	0	8
	Row Pct	100	0	
How many MANEUVER range inspections were conducted at your installation this quarter?	Frequency	1	7	8
	Row Pct	12.5	87.5	
How many Military units/sections at your installation were provided with annual hearing health education this quarter?	Frequency	1	7	8
	Row Pct	12.5	87.5	
How many STATIC range inspections were conducted at your installation this quarter?	Frequency	1	7	8
	Row Pct	12.5	87.5	
How many Soldiers at your installation completed the annual DOEHS-HC monitoring audiometry this quarter?	Frequency	1	7	8
	Row Pct	12.5	87.5	
How many base camp evaluations were conducted at your installation this quarter?	Frequency	1	7	8
	Row Pct	12.5	87.5	
How many noise-hazardous units/sections comprised of DA Civilians were inspected at your installation this quarter?	Frequency	1	7	8
	Row Pct	12.5	87.5	
How many of the MANEUVER ranges inspected had warning signs posted?	Frequency	8	0	8
	Row Pct	100	0	
How many of the STATIC ranges inspected had warning signs posted?	Frequency	8	0	8
	Row Pct	100	0	
How many of the base camp evaluations recommended implementation of an engineering control?	Frequency	8	0	8
	Row Pct	100	0	
How many of the base camp evaluations resulted in recommendation strategies to minimize noise hazards and/or nuisance noise for the set-up and location of hazardous noise equipment and areas?	Frequency	8	0	8
	Row Pct	100	0	
How many of the base camp evaluations revealed warning signs that were properly posted?	Frequency	8	0	8
	Row Pct	100	0	
How many of the base camp evaluations were assessed for the set-up and location of hazardous noise equipment and areas (i.e., TOCs, rest areas, and sleeping areas)?	Frequency	8	0	8
	Row Pct	100	0	
How many unit hearing program officers were trained at your installation this quarter?	Frequency	1	7	8
	Row Pct	12.5	87.5	

How many units/sections comprised of DA Civilians at your installation were provided annual hearing health education this quarter?	Frequency	1	7	8
	Row Pct	12.5	87.5	
How many units/sections comprised of DA Civilians inspected at your installation complied with use of hearing protection in hazardous noise operations this quarter?	Frequency	2	6	8
	Row Pct	25	75	
MANEUVER If no, please explain further	Frequency	8	0	8
	Row Pct	100	0	
Military - How many DOD/OSHA recordable hearing losses were recorded on the injury/illness log with Safety and/or OH this quarter?	Frequency	4	4	8
	Row Pct	50	50	
Military -Using the report from DOEHRS-HC, how many recordable hearing losses occurred at your installation this quarter?	Frequency	4	4	8
	Row Pct	50	50	
Please indicate any comments or questions you have for the Army Hearing Division office here.	Frequency	1	7	8
	Row Pct	12.5	87.5	
STATIC If no, please explain further	Frequency	8	0	8
	Row Pct	100	0	
Using DOEHRS-HC reporting data, how many people reported experiencing some level of tinnitus at your installation this quarter?	Frequency	4	4	8
	Row Pct	50	50	
Were reports issued following ALL the base camp assessments?	Frequency	8	0	8
	Row Pct	100	0	
Were reports issued following ALL the maneuver range inspections?	Frequency	8	0	8
	Row Pct	100	0	
Were reports issued following ALL the static range inspections?	Frequency	8	0	8
	Row Pct	100	0	
Total	Frequency	231	89	320

Question	Mean
How many Soldiers at your installation completed the annual DOEHRS-HC monitoring audiometry this quarter?	349.43
How many Military units/sections at your installation were provided with annual hearing health education this quarter?	0.00
How many unit hearing program officers were trained at your installation this quarter?	0.00
Using DOEHRS-HC reporting data, how many people reported experiencing some level of tinnitus at your installation this quarter?	59.00
How many STATIC range inspections were conducted at your installation this quarter?	0.00
How many of the STATIC ranges inspected had warning signs posted?	.
At how many STATIC ranges inspected were hearing protectors made readily available?	.
At how many STATIC ranges inspected were personnel using hearing protection?	.
At how many STATIC ranges inspected was there a deficiency in the way personnel were using hearing protection?	.
At how many STATIC ranges inspected were hearing protection fit checks of each Soldier conducted prior to entering the range?	.
At how many STATIC ranges inspected was a hearing protection fitting demonstration part of the range safety briefing?	.
How many MANEUVER range inspections were conducted at your installation this quarter?	0.00
How many of the MANEUVER ranges inspected had warning signs posted?	.
At how many MANEUVER ranges inspected were hearing protectors made readily available?	.
At how many MANEUVER ranges inspected were personnel using hearing protection during both live fire and blank fire exercises, including travel to and from ranges in hazardous-noise vehicles?	.
At how many MANEUVER ranges inspected was there a deficiency in the way personnel were using hearing protection?	.
At how many MANEUVER ranges inspected were hearing protection fit checks of each Soldier conducted prior to entering the range?	.
At how many MANEUVER ranges inspected was a hearing protection fitting demonstration part of the range safety briefing?	.
At how many of the MANEUVER ranges inspected were TCAPS being used?	.
At how many of the MANEUVER ranges inspected were hearing protection and communication capabilities part of the planning documents (i.e., OPORD) and the after action report?	.
How many base camp evaluations were conducted at your installation this quarter?	0.00
How many of the base camp evaluations were assessed for the set-up and location of hazardous noise equipment and areas (i.e., TOCs, rest areas, and sleeping areas)?	.
How many of the base camp evaluations resulted in recommendation strategies to minimize noise hazards and/or nuisance noise for the set-up and location of hazardous noise equipment and areas?	.

How many of the base camp evaluations revealed warning signs that were properly posted?	.
How many of the base camp evaluations recommended implementation of an engineering control?	.
How many units/sections comprised of DA Civilians at your installation were provided annual hearing health education this quarter?	0.00
How many noise-hazardous units/sections comprised of DA Civilians were inspected at your installation this quarter?	0.00
How many units/sections comprised of DA Civilians inspected at your installation complied with use of hearing protection in hazardous noise operations this quarter?	0.00
DA Civilian - Using the report from DOEHRS-HC, how many recordable hearing losses occurred at your installation this quarter?	0.25
Military - Using the report from DOEHRS-HC, how many recordable hearing losses occurred at your installation this quarter?	3.25
DA Civilian - How many DOD/OSHA recordable hearing losses were recorded on the injury/illness log with Safety and/or OH this quarter?	0.00
Military - How many DOD/OSHA recordable hearing losses were recorded on the injury/illness log with Safety and/or OH this quarter?	0.00

**APPENDIX G
RHC-C Full Survey Tables**

MEDCOM Region=RHC-C

Table of Question Desc by Answer				
Question		N	Y	Total
At how many MANEUVER ranges inspected was a hearing protection fitting demonstration part of the range safety briefing?	Frequency	15	1	16
	Row Pct	93.75	6.25	
At how many MANEUVER ranges inspected was there a deficiency in the way personnel were using hearing protection?	Frequency	15	1	16
	Row Pct	93.75	6.25	
At how many MANEUVER ranges inspected were hearing protection fit checks of each Soldier conducted prior to entering the range?	Frequency	15	1	16
	Row Pct	93.75	6.25	
At how many MANEUVER ranges inspected were hearing protectors made readily available?	Frequency	15	1	16
	Row Pct	93.75	6.25	
At how many MANEUVER ranges inspected were personnel using hearing protection during both live fire and blank fire exercises, including travel to and from ranges in hazardous-noise vehicles?	Frequency	15	1	16
	Row Pct	93.75	6.25	
At how many STATIC ranges inspected was a hearing protection fitting demonstration part of the range safety briefing?	Frequency	16	0	16
	Row Pct	100	0	
At how many STATIC ranges inspected was there a deficiency in the way personnel were using hearing protection?	Frequency	16	0	16
	Row Pct	100	0	
At how many STATIC ranges inspected were hearing protection fit checks of each Soldier conducted prior to entering the range?	Frequency	16	0	16
	Row Pct	100	0	
At how many STATIC ranges inspected were hearing protectors made readily available?	Frequency	16	0	16
	Row Pct	100	0	
At how many STATIC ranges inspected were personnel using hearing protection?	Frequency	16	0	16
	Row Pct	100	0	
At how many of the MANEUVER ranges inspected were TCAPS being used?	Frequency	15	1	16
	Row Pct	93.75	6.25	
At how many of the MANEUVER ranges inspected were hearing protection and communication capabilities part of the planning documents (i.e., OPORD) and the after action report?	Frequency	15	1	16
	Row Pct	93.75	6.25	

BASE CAMP If no, please explain further	Frequency	16	0	16
	Row Pct	100	0	
DA Civilian - How many DOD/OSHA recordable hearing losses were recorded on the injury/illness log with Safety and/or OH this quarter?	Frequency	2	14	16
	Row Pct	12.5	87.5	
DA Civilian -Using the report from DOEHRS-HC, how many recordable hearing losses occurred at your installation this quarter?	Frequency	2	14	16
	Row Pct	12.5	87.5	
Do you have a process in place for peer review of diagnostic audiograms?	Frequency	16	0	16
	Row Pct	100	0	
How many MANEUVER range inspections were conducted at your installation this quarter?	Frequency	3	13	16
	Row Pct	18.75	81.25	
How many Military units/sections at your installation were provided with annual hearing health education this quarter?	Frequency	1	15	16
	Row Pct	6.25	93.75	
How many STATIC range inspections were conducted at your installation this quarter?	Frequency	3	13	16
	Row Pct	18.75	81.25	
How many Soldiers at your installation completed the annual DOEHRS-HC monitoring audiometry this quarter?	Frequency	0	16	16
	Row Pct	0	100	
How many base camp evaluations were conducted at your installation this quarter?	Frequency	5	11	16
	Row Pct	31.25	68.75	
How many noise-hazardous units/sections comprised of DA Civilians were inspected at your installation this quarter?	Frequency	2	14	16
	Row Pct	12.5	87.5	
How many of the MANEUVER ranges inspected had warning signs posted?	Frequency	15	1	16
	Row Pct	93.75	6.25	
How many of the STATIC ranges inspected had warning signs posted?	Frequency	16	0	16
	Row Pct	100	0	
How many of the base camp evaluations recommended implementation of an engineering control?	Frequency	15	1	16
	Row Pct	93.75	6.25	
How many of the base camp evaluations resulted in recommendation strategies to minimize noise hazards and/or nuisance noise for the set-up and location of hazardous noise equipment and areas?	Frequency	15	1	16
	Row Pct	93.75	6.25	
How many of the base camp evaluations revealed warning signs that were properly posted?	Frequency	15	1	16
	Row Pct	93.75	6.25	
How many of the base camp evaluations were assessed for the set-up and location of hazardous noise equipment and areas (i.e., TOCs, rest areas, and sleeping areas)?	Frequency	15	1	16
	Row Pct	93.75	6.25	

How many unit hearing program officers were trained at your installation this quarter?	Frequency	0	16	16
	Row Pct	0	100	
How many units/sections comprised of DA Civilians at your installation were provided annual hearing health education this quarter?	Frequency	3	13	16
	Row Pct	18.75	81.25	
How many units/sections comprised of DA Civilians inspected at your installation complied with use of hearing protection in hazardous noise operations this quarter?	Frequency	2	14	16
	Row Pct	12.5	87.5	
MANEUVER If no, please explain further	Frequency	16	0	16
	Row Pct	100	0	
Military - How many DOD/OSHA recordable hearing losses were recorded on the injury/illness log with Safety and/or OH this quarter?	Frequency	2	14	16
	Row Pct	12.5	87.5	
Military -Using the report from DOEHRS-HC, how many recordable hearing losses occurred at your installation this quarter?	Frequency	2	14	16
	Row Pct	12.5	87.5	
Please indicate any comments or questions you have for the Army Hearing Division office here.	Frequency	7	9	16
	Row Pct	43.75	56.25	
STATIC If no, please explain further	Frequency	15	1	16
	Row Pct	93.75	6.25	
Using DOEHRS-HC reporting data, how many people reported experiencing some level of tinnitus at your installation this quarter?	Frequency	1	15	16
	Row Pct	6.25	93.75	
Were reports issued following ALL the base camp assessments?	Frequency	16	0	16
	Row Pct	100	0	
Were reports issued following ALL the maneuver range inspections?	Frequency	16	0	16
	Row Pct	100	0	
Were reports issued following ALL the static range inspections?	Frequency	16	0	16
	Row Pct	100	0	
Total	Frequency	422	218	640

Question	Mean
How many Soldiers at your installation completed the annual DOEHRS-HC monitoring audiometry this quarter?	1393.44
How many Military units/sections at your installation were provided with annual hearing health education this quarter?	302.93
How many unit hearing program officers were trained at your installation this quarter?	3.50
Using DOEHRS-HC reporting data, how many people reported experiencing some level of tinnitus at your installation this quarter?	150.87
How many STATIC range inspections were conducted at your installation this quarter?	0.00
How many of the STATIC ranges inspected had warning signs posted?	.
At how many STATIC ranges inspected were hearing protectors made readily available?	.
At how many STATIC ranges inspected were personnel using hearing protection?	.
At how many STATIC ranges inspected was there a deficiency in the way personnel were using hearing protection?	.
At how many STATIC ranges inspected were hearing protection fit checks of each Soldier conducted prior to entering the range?	.
At how many STATIC ranges inspected was a hearing protection fitting demonstration part of the range safety briefing?	.
How many MANEUVER range inspections were conducted at your installation this quarter?	0.00
How many of the MANEUVER ranges inspected had warning signs posted?	0.00
At how many MANEUVER ranges inspected were hearing protectors made readily available?	0.00
At how many MANEUVER ranges inspected were personnel using hearing protection during both live fire and blank fire exercises, including travel to and from ranges in hazardous-noise vehicles?	0.00
At how many MANEUVER ranges inspected was there a deficiency in the way personnel were using hearing protection?	0.00
At how many MANEUVER ranges inspected were hearing protection fit checks of each Soldier conducted prior to entering the range?	0.00
At how many MANEUVER ranges inspected was a hearing protection fitting demonstration part of the range safety briefing?	0.00
At how many of the MANEUVER ranges inspected were TCAPS being used?	0.00
At how many of the MANEUVER ranges inspected were hearing protection and communication capabilities part of the planning documents (i.e., OPORD) and the after action report?	0.00
How many base camp evaluations were conducted at your installation this quarter?	0.00
How many of the base camp evaluations were assessed for the set-up and location of hazardous noise equipment and areas (i.e. TOCs, rest areas, and sleeping areas)?	0.00
How many of the base camp evaluations resulted in recommendation strategies to minimize noise hazards and/or nuisance noise for the set-up and location of hazardous noise equipment and areas?	0.00
How many of the base camp evaluations revealed warning signs that were properly posted?	0.00
How many of the base camp evaluations recommended implementation of an engineering control?	0.00

How many units/sections comprised of DA Civilians at your installation were provided annual hearing health education this quarter?	38.54
How many noise-hazardous units/sections comprised of DA Civilians were inspected at your installation this quarter?	4.14
How many units/sections comprised of DA Civilians inspected at your installation complied with use of hearing protection in hazardous noise operations this quarter?	19.71
DA Civilian - Using the report from DOEHRS-HC, how many recordable hearing losses occurred at your installation this quarter?	4.43
Military - Using the report from DOEHRS-HC, how many recordable hearing losses occurred at your installation this quarter?	8.36
DA Civilian - How many DOD/OSHA recordable hearing losses were recorded on the injury/illness log with Safety and/or OH this quarter?	1.57
Military - How many DOD/OSHA recordable hearing losses were recorded on the injury/illness log with Safety and/or OH this quarter?	4.29