



DEPARTMENT OF THE AIR FORCE
59TH MEDICAL WING (AETC)
JOINT BASE SAN ANTONIO - LACKLAND TEXAS



10 JULY 2017

MEMORANDUM FOR OGCEE

ATTN: CAPT TIMOTHY A SOEKEN

FROM: 59 MDW/SGVU

SUBJECT: Professional Presentation Approval

Your paper, entitled **Novel Technique for Fast Closure of Corneal Lacerations in Battle** presented at/published to **126th Annual AMSUS Meeting, National Harbor, MD 28 Nov - 1Dec 2017** in accordance with MDWI 41-108, has been approved and assigned local file #**17272**.

Pertinent biographic information (name of author(s) title, etc.) has been entered into our computer file. Please advise us (by phone or mail) that your presentation was given. At that time, we will need the date (month, day and year) along with the location of your presentation. It is important to update this information so that we can provide quality support for you, your department, and the Medical Center commander. This information is used to document the scholarly activities of our professional staff and students, which is an essential component of Wilford Hall Ambulatory Surgical Center (WHASC) internship and residency programs.

Please know that if you are a Graduate Health Sciences Education student and your department has told you they cannot fund your publication, the 59th Clinical Research Division may pay for your basic journal publishing charges (to include costs for tables and black and white photos). We cannot pay for reprints. If you are a 59 MDW staff member, we can forward your request for funds to the designated Wing POC at the Chief Scientist's Office, Ms. Alice Houy, office phone: 210-292-8029; email address: alice.houy.civ@mail.mil.

Congratulations, and thank you for your efforts and time. Your contributions are vital to the medical mission. We look forward to assisting you in your future publication/presentation efforts.

Linda Steel-Goodwin

LINDA STEEL-GOODWIN, Col, USAF, BSC
Director, Clinical Investigations & Research Support

PROCESSING OF PROFESSIONAL MEDICAL RESEARCH/TECHNICAL PUBLICATIONS/PRESENTATIONS

INSTRUCTIONS

USE ONLY THE MOST CURRENT 59 MDW FORM 3039 LOCATED ON AF E-PUBLISHING

1. The author must complete page two of this form:
 - a. In Section 2, add the funding source for your study [e.g., 59 MDW CRD Graduate Health Sciences Education (GHSE) (SG5 O&M); SG5 R&D; Tri-Service Nursing Research Program (TSNRP); Defense Medical Research & Development Program (DMRDP); NIH; Congressionally Directed Medical Research Program (CDMRP) ; Grants; etc.]
 - b. In Section 2, there may be funding available for journal costs, if your department is not paying for figures, tables or photographs for your publication. Please state "YES" or "NO" in Section 2 of the form, if you need publication funding support.
2. Print your name, rank/grade, sign and date the form in the author's signature block or use an electronic signature.
3. Attach a copy of the 59 MDW IRB or IACUC approval letter for the research related study. If this is a technical publication/presentation, state the type (e.g. case report, QA/QI study, program evaluation study, informational report/briefing, etc.) in the "Protocol Title" box.
4. Attach a copy of your abstract, paper, poster and other supporting documentation.
5. Save and forward, via email, the processing form and all supporting documentation to your unit commander, program director or immediate supervisor for review/approval.
6. On page 2, have either your unit commander, program director or immediate supervisor:
 - a. Print their name, rank/grade, title; sign and date the form in the approving authority's signature block or use an electronic signature.
7. Submit your completed form and all supporting documentation to the CRD for processing (59crdpubspres@us.af.mil). **This should be accomplished no later than 30 days before final clearance is required to publish/present your materials.** If you have any questions or concerns, please contact the 59 CRD/Publications and Presentations Section at 292-7141 for assistance.
8. The 59 CRD/Publications and Presentations Section will route the request form to clinical investigations, 502 ISG/JAC (Ethics Review) and Public Affairs (59 MDW/PA) for review and then forward you a final letter of approval or disapproval.
9. Once your manuscript, poster or presentation has been approved for a one-time public release, you may proceed with your publication or presentation submission activities, as stated on this form. **Note:** For each new release of medical research or technical information as a publication/presentation, a new 59 MDW Form 3039 must be submitted for review and approval.
10. If your manuscript is accepted for scientific publication, please contact the 59 CRD/Publications and Presentations Section at 292-7141. This information is reported to the 59 MDW/CC. All medical research or technical information publications/presentations must be reported to the Defense Technical Information Center (DITC). See 59 MDWI 41-108, *Presentation and Publication of Medical and Technical Papers*, for additional information.
11. The Joint Ethics Regulation (JER) DoD 5500.07-R, *Standards of Conduct*, provides standards of ethical conduct for all DoD personnel and their interactions with other non-DoD entities, organizations, societies, conferences, etc. Part of the Form 3039 review and approval process includes a legal ethics review to address any potential conflicts related to DoD personnel participating in non-DoD sponsored conferences, professional meetings, publication/presentation disclosures to domestic and foreign audiences, DoD personnel accepting non-DoD contributions, awards, honoraria, gifts, etc. The specific circumstances for your presentation will determine whether a legal review is necessary. **If you (as the author) or your supervisor check "NO" in block 17 of the Form 3039, your research or technical documents will not be forwarded to the 502 ISG/JAC legal office for an ethics review.** To assist you in making this decision about whether to request a legal review, the following examples are provided as a guideline:

For presentations before professional societies and like organizations, the 59 MDW Public Affairs Office (PAO) will provide the needed review to ensure proper disclaimers are included and the subject matter of the presentation does not create any cause for DoD concern.

If the sponsor of a conference or meeting is a DoD entity, an ethics review of your presentation is not required, since the DoD entity is responsible to obtain all approvals for the event.

If the sponsor of a conference or meeting is a non-DoD commercial entity or an entity seeking to do business with the government, then your presentation should have an ethics review.

If your travel is being paid for (in whole or in part) by a non-Federal entity (someone other than the government), a legal ethics review is needed. These requests for legal review should come through the 59 MDW Gifts and Grants Office to 502 ISG/JAC.

If you are receiving an honorarium or payment for speaking, a legal ethics review is required.

If you (as the author) or your supervisor check "YES" in block 17 of the Form 3039, your research or technical documents will be forwarded simultaneously to the 502 ISG/JAC legal office and PAO for review to help reduce turn-around time. If you have any questions regarding legal reviews, please contact the legal office at (210) 671-5795/3365, DSN 473.

NOTE: All abstracts, papers, posters, etc., should contain the following disclaimer statement:

"The views expressed are those of the [author(s)] [presenter(s)] and do not reflect the official views or policy of the Department of Defense or its Components"

NOTE: All abstracts, papers, posters, etc., should contain the following disclaimer statement for research involving humans:

"The voluntary, fully informed consent of the subjects used in this research was obtained as required by 32 CFR 219 and DODI 3216.02_AFI 40-402."

NOTE: All abstracts, papers, posters, etc., should contain the following disclaimer statement for research involving animals, as required by AFMAN 40-401_IP :

"The experiments reported herein were conducted according to the principles set forth in the National Institute of Health Publication No. 80-23, Guide for the Care and Use of Laboratory Animals and the Animal Welfare Act of 1966, as amended."

PROCESSING OF PROFESSIONAL MEDICAL RESEARCH/TECHNICAL PUBLICATIONS/PRESENTATIONS			
1. TO: CLINICAL RESEARCH	2. FROM: (Author's Name, Rank, Grade, Office Symbol) Timothy A. Soeken, Capt, O-3, Ophthalmology	3. GME/GHSE STUDENT: <input checked="" type="checkbox"/> YES <input type="checkbox"/> NO	4. PROTOCOL NUMBER: A-2009-03, 17011-59M
5. PROTOCOL TITLE: (NOTE: For each new release of medical research or technical information as a publication/presentation, a new 59 MDW Form 3039 must be submitted for review and approval.) Sealing of Corneal Lacerations Using Photo-Activated Rose Bengal Dye and Amniotic Membrane			
6. TITLE OF MATERIAL TO BE PUBLISHED OR PRESENTED: Novel Technique for Fast Closure of Corneal Lacerations in Battle			
7. FUNDING RECEIVED FOR THIS STUDY? <input checked="" type="checkbox"/> YES <input type="checkbox"/> NO FUNDING SOURCE: US Department of Defense contracts W81XWH-09-2-005 and			
8. DO YOU NEED FUNDING SUPPORT FOR PUBLICATION PURPOSES: <input type="checkbox"/> YES <input checked="" type="checkbox"/> NO			
9. IS THIS MATERIAL CLASSIFIED? <input type="checkbox"/> YES <input checked="" type="checkbox"/> NO			
10. IS THIS MATERIAL SUBJECT TO ANY LEGAL RESTRICTIONS FOR PUBLICATION OR PRESENTATION THROUGH A COLLABORATIVE RESEARCH AND DEVELOPMENT AGREEMENT (CRADA), MATERIAL TRANSFER AGREEMENT (MTA), INTELLECTUAL PROPERTY RIGHTS AGREEMENT ETC.? <input type="checkbox"/> YES <input checked="" type="checkbox"/> NO NOTE: If the answer is YES then attach a copy of the Agreement to the Publications/Presentations Request Form.			
11. MATERIAL IS FOR: <input checked="" type="checkbox"/> DOMESTIC RELEASE <input type="checkbox"/> FOREIGN RELEASE CHECK APPROPRIATE BOX OR BOXES FOR APPROVAL WITH THIS REQUEST. ATTACH COPY OF MATERIAL TO BE PUBLISHED/PRESENTED.			
<input type="checkbox"/> 11a. PUBLICATION/JOURNAL (List intended publication/journal.)			
<input type="checkbox"/> 11b. PUBLISHED ABSTRACT (List intended journal.)			
<input checked="" type="checkbox"/> 11c. POSTER (To be demonstrated at meeting: name of meeting, city, state, and date of meeting.) 126th Annual AMSUS Meeting, National Harbor, MD, 28 Nov-1 Dec 2017			
<input type="checkbox"/> 11d. PLATFORM PRESENTATION (At civilian institutions: name of meeting, state, and date of meeting.)			
<input type="checkbox"/> 11e. OTHER (Describe: name of meeting, city, state, and date of meeting.)			
12. HAVE YOUR ATTACHED RESEARCH/TECHNICAL MATERIALS BEEN PREVIOUSLY APPROVED TO BE PUBLISHED/PRESENTED? <input type="checkbox"/> YES <input type="checkbox"/> NO ASSIGNED FILE # _____ DATE _____			
13. EXPECTED DATE WHEN YOU WILL NEED THE CRD TO SUBMIT YOUR CLEARED PRESENTATION/PUBLICATION TO DTIC NOTE: All publications/presentations are required to be placed in the Defense Technical Information Center (DTIC).			
DATE June 14, 2017			
14. 59 MDW PRIMARY POINT OF CONTACT (Last Name, First Name, M.I., email) Soeken, Timothy, A. timothy.a.soeken.mil@mail.mil			15. DUTY PHONE/PAGER NUMBER 210-594-1364
16. AUTHORSHIP AND CO-AUTHOR(S) List in the order they will appear in the manuscript.			
LAST NAME, FIRST NAME AND M.I.	GRADE/RANK	SQUADRON/GROUP/OFFICE SYMBOL	INSTITUTION (If not 59 MDW)
a. Primary/Corresponding Author Soeken, Timothy A.	O-3	59TRS/59MGD/OGCEE	
b. Zhu, Hong	n/a	n/a	Massachusetts General Hosp
c. Kochevar, Irene E.	n/a	n/a	Massachusetts General Hosp
d. Johnson, Anthony J.	O-6 (retired)	Ophthalmology	BAMC
e. Davies, Brett W.	O-4	59SGC/59MDOG/SGCEE	
17. IS A 502 ISG/JAC ETHICS REVIEW REQUIRED (JER DOD 5500.07-R)? <input type="checkbox"/> YES <input type="checkbox"/> NO			
I CERTIFY ANY HUMAN OR ANIMAL RESEARCH RELATED STUDIES WERE APPROVED AND PERFORMED IN STRICT ACCORDANCE WITH 32 CFR 219, AFMAN 40-401_IP, AND 59 MDWI 41-108. I HAVE READ THE FINAL VERSION OF THE ATTACHED MATERIAL AND CERTIFY THAT IT IS AN ACCURATE MANUSCRIPT FOR PUBLICATION AND/OR PRESENTATION.			
18. AUTHOR'S PRINTED NAME, RANK, GRADE Timothy A. Soeken, Capt, O-3		19. AUTHOR'S SIGNATURE SOEKEN TIMOTHY.ADAM.1266509428	20. DATE June 14, 2017
21. APPROVING AUTHORITY'S PRINTED NAME, RANK, TITLE Gary Legault, Maj, O-4		22. APPROVING AUTHORITY'S SIGNATURE LEGAULT.GARY.LAURENT.1108503390	23. DATE June 14, 2017

PROCESSING OF PROFESSIONAL MEDICAL RESEARCH/TECHNICAL PUBLICATIONS/PRESENTATIONS

1st ENDORSEMENT (59 MDW/SGVU Use Only)

TO: Clinical Research Division 59 MDW/CRD Contact 292-7141 for email instructions.	24. DATE RECEIVED June 15, 2017	25. ASSIGNED PROCESSING REQUEST FILE NUMBER 17272
26. DATE REVIEWED 6 July 2017		27. DATE FORWARDED TO 502 ISG/JAC
28. AUTHOR CONTACTED FOR RECOMMENDED OR NECESSARY CHANGES: <input checked="" type="checkbox"/> NO <input type="checkbox"/> YES If yes, give date. <input type="checkbox"/> N/A		
29. COMMENTS <input checked="" type="checkbox"/> APPROVED <input type="checkbox"/> DISAPPROVED		

30. PRINTED NAME, RANK/GRADE, TITLE OF REVIEWER Christine L. Christensen, LTC, VC Interim LAMO 59CRD	31. REVIEWER SIGNATURE CHRISTENSEN.CHRISTINE.LON G.1036927476 <small>Digitally signed by CHRISTENSEN.CHRISTINE.LON G.1036927476 DN: cn=CHRISTENSEN.CHRISTINE.LON G.1036927476, o=59 MDW/CRD, ou=59 MDW/CRD, email=CHRISTENSEN.CHRISTINE.LON G.1036927476@59MDW.COM, c=US Date: 2017.07.06 13:30:29 -0500</small>	32. DATE July 06, 2017
---	---	---------------------------

2nd ENDORSEMENT (502 ISG/JAC Use Only)

33. DATE RECEIVED	34. DATE FORWARDED TO 59 MDW/PA	
35. COMMENTS <input type="checkbox"/> APPROVED (In compliance with security and policy review directives.) <input type="checkbox"/> DISAPPROVED		
36. PRINTED NAME, RANK/GRADE, TITLE OF REVIEWER	37. REVIEWER SIGNATURE	38. DATE

3rd ENDORSEMENT (59 MDW/PA Use Only)

39. DATE RECEIVED July 10, 2017	40. DATE FORWARDED TO 59 MDW/SGVU July 10, 2017	
41. COMMENTS <input checked="" type="checkbox"/> APPROVED (In compliance with security and policy review directives.) <input type="checkbox"/> DISAPPROVED		
42. PRINTED NAME, RANK/GRADE, TITLE OF REVIEWER Kevin Iinuma, SSgt/E-5, 59 MDW Public Affairs	43. REVIEWER SIGNATURE IINUMA.KEVIN.MITSUGU.1296227 613 <small>Digitally signed by IINUMA.KEVIN.MITSUGU.1296227 DN: cn=IINUMA.KEVIN.MITSUGU.1296227, o=59 MDW/PA, ou=59 MDW/PA, email=IINUMA.KEVIN.MITSUGU.1296227@59MDW.COM, c=US Date: 2017.07.10 10:30:29 -0500</small>	44. DATE July 10, 2017

4th ENDORSEMENT (59 MDW/SGVU Use Only)

45. DATE RECEIVED	46. SENIOR AUTHOR NOTIFIED BY PHONE OF APPROVAL OR DISAPPROVAL <input type="checkbox"/> YES <input type="checkbox"/> NO <input type="checkbox"/> COULD NOT BE REACHED <input type="checkbox"/> LEFT MESSAGE	
47. COMMENTS <input type="checkbox"/> APPROVED <input type="checkbox"/> DISAPPROVED		
48. PRINTED NAME, RANK/GRADE, TITLE OF REVIEWER	49. REVIEWER SIGNATURE	50. DATE

Sealing of Corneal Lacerations Using Photo-Activated Rose Bengal Dye and Amniotic Membrane

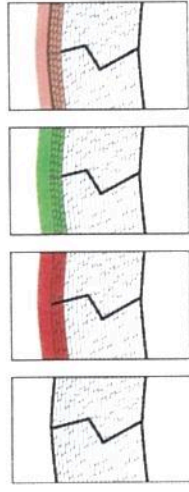
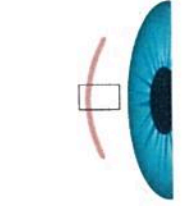
Timothy A Soeken¹, Hong Zhu^{2,3}, Sheri DeMartel^{1,4}, Brett W. Davies¹, Mirang Kim^{5,6}, Heuy-Ching Wang⁵, James Aden⁵, Rosa Grims^{5,7}, Clemens Aiz², Irene E Kochevar², Anthony J Johnson^{1,6}

1. Department of Ophthalmology, Shanghai General Hospital (Shanghai First People's Hospital), Shanghai Jiao Tong University School of Medicine, Shanghai, China
2. Wellman Center for Photomedicine, Massachusetts General Hospital, Boston, MA
3. Department of Ophthalmology, Shanghai General Hospital (Shanghai First People's Hospital), Shanghai Jiao Tong University School of Medicine, Shanghai, China
4. Landstuhl Regional Medical Center, Rheinland-Pfalz, Germany
5. United States Army Institute of Surgical Research, Fort Sam Houston, TX
6. Armed Forces Gynecology Hospital, South Korea
7. Comparative Pathology Division, US Army Institute of Surgical Research, JBSA-Ft Sam Houston, TX
8. Center for Systems Biology, Massachusetts General Hospital, Boston, MA

Background



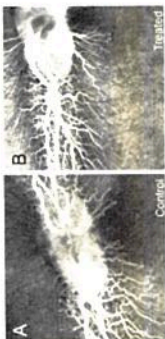

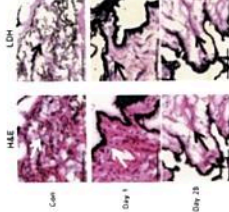
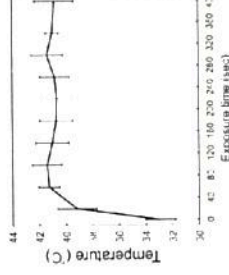
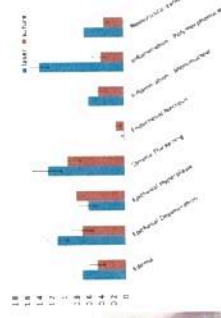
Methods



Arm	1	2	3	4
Arm Type	Treatment	Treatment	Treatment	Side Effect
Location	San Antonio	San Antonio	San Antonio	Boston
Rabbit Type	NZW	NZW	NZW	DGP
Number of Rabbits	40	30	28	17
Wound	4mm linear central cornea	"X" shaped central cornea	4mm linear central cornea	4mm linear central cornea
Number of Experimental Eyes	21	15	13	17
Number of Control Eyes	19	15	15	-

Arm	1	2	3	4
Arm Type	Wound	Wound	Wound	Wound
Experimental Method	Experimental Method	Experimental Method	Experimental Method	Experimental Method
1-Epithelial Debridement	1-Epithelial Debridement	1-Epithelial Debridement	1-Epithelial Debridement	1-Epithelial Debridement
2-Wound	2-Wound	2-Wound	2-Wound	2-Wound
3-4mm AM	3-4mm AM	3-4mm AM	3-4mm AM	3-4mm AM
4-4mm AM	4-4mm AM	4-4mm AM	4-4mm AM	4-4mm AM
5-4mm AM	5-4mm AM	5-4mm AM	5-4mm AM	5-4mm AM
6-4mm AM	6-4mm AM	6-4mm AM	6-4mm AM	6-4mm AM
7-4mm AM	7-4mm AM	7-4mm AM	7-4mm AM	7-4mm AM
8-4mm AM	8-4mm AM	8-4mm AM	8-4mm AM	8-4mm AM
9-4mm AM	9-4mm AM	9-4mm AM	9-4mm AM	9-4mm AM
10-4mm AM	10-4mm AM	10-4mm AM	10-4mm AM	10-4mm AM
11-4mm AM	11-4mm AM	11-4mm AM	11-4mm AM	11-4mm AM
12-4mm AM	12-4mm AM	12-4mm AM	12-4mm AM	12-4mm AM
13-4mm AM	13-4mm AM	13-4mm AM	13-4mm AM	13-4mm AM
14-4mm AM	14-4mm AM	14-4mm AM	14-4mm AM	14-4mm AM
15-4mm AM	15-4mm AM	15-4mm AM	15-4mm AM	15-4mm AM
16-4mm AM	16-4mm AM	16-4mm AM	16-4mm AM	16-4mm AM
17-4mm AM	17-4mm AM	17-4mm AM	17-4mm AM	17-4mm AM
18-4mm AM	18-4mm AM	18-4mm AM	18-4mm AM	18-4mm AM
19-4mm AM	19-4mm AM	19-4mm AM	19-4mm AM	19-4mm AM
20-4mm AM	20-4mm AM	20-4mm AM	20-4mm AM	20-4mm AM
21-4mm AM	21-4mm AM	21-4mm AM	21-4mm AM	21-4mm AM
22-4mm AM	22-4mm AM	22-4mm AM	22-4mm AM	22-4mm AM
23-4mm AM	23-4mm AM	23-4mm AM	23-4mm AM	23-4mm AM
24-4mm AM	24-4mm AM	24-4mm AM	24-4mm AM	24-4mm AM
25-4mm AM	25-4mm AM	25-4mm AM	25-4mm AM	25-4mm AM
26-4mm AM	26-4mm AM	26-4mm AM	26-4mm AM	26-4mm AM
27-4mm AM	27-4mm AM	27-4mm AM	27-4mm AM	27-4mm AM
28-4mm AM	28-4mm AM	28-4mm AM	28-4mm AM	28-4mm AM
29-4mm AM	29-4mm AM	29-4mm AM	29-4mm AM	29-4mm AM
30-4mm AM	30-4mm AM	30-4mm AM	30-4mm AM	30-4mm AM
31-4mm AM	31-4mm AM	31-4mm AM	31-4mm AM	31-4mm AM
32-4mm AM	32-4mm AM	32-4mm AM	32-4mm AM	32-4mm AM
33-4mm AM	33-4mm AM	33-4mm AM	33-4mm AM	33-4mm AM
34-4mm AM	34-4mm AM	34-4mm AM	34-4mm AM	34-4mm AM
35-4mm AM	35-4mm AM	35-4mm AM	35-4mm AM	35-4mm AM
36-4mm AM	36-4mm AM	36-4mm AM	36-4mm AM	36-4mm AM
37-4mm AM	37-4mm AM	37-4mm AM	37-4mm AM	37-4mm AM
38-4mm AM	38-4mm AM	38-4mm AM	38-4mm AM	38-4mm AM
39-4mm AM	39-4mm AM	39-4mm AM	39-4mm AM	39-4mm AM
40-4mm AM	40-4mm AM	40-4mm AM	40-4mm AM	40-4mm AM
41-4mm AM	41-4mm AM	41-4mm AM	41-4mm AM	41-4mm AM
42-4mm AM	42-4mm AM	42-4mm AM	42-4mm AM	42-4mm AM
43-4mm AM	43-4mm AM	43-4mm AM	43-4mm AM	43-4mm AM
44-4mm AM	44-4mm AM	44-4mm AM	44-4mm AM	44-4mm AM
45-4mm AM	45-4mm AM	45-4mm AM	45-4mm AM	45-4mm AM
46-4mm AM	46-4mm AM	46-4mm AM	46-4mm AM	46-4mm AM
47-4mm AM	47-4mm AM	47-4mm AM	47-4mm AM	47-4mm AM
48-4mm AM	48-4mm AM	48-4mm AM	48-4mm AM	48-4mm AM
49-4mm AM	49-4mm AM	49-4mm AM	49-4mm AM	49-4mm AM
50-4mm AM	50-4mm AM	50-4mm AM	50-4mm AM	50-4mm AM
51-4mm AM	51-4mm AM	51-4mm AM	51-4mm AM	51-4mm AM
52-4mm AM	52-4mm AM	52-4mm AM	52-4mm AM	52-4mm AM
53-4mm AM	53-4mm AM	53-4mm AM	53-4mm AM	53-4mm AM
54-4mm AM	54-4mm AM	54-4mm AM	54-4mm AM	54-4mm AM
55-4mm AM	55-4mm AM	55-4mm AM	55-4mm AM	55-4mm AM
56-4mm AM	56-4mm AM	56-4mm AM	56-4mm AM	56-4mm AM
57-4mm AM	57-4mm AM	57-4mm AM	57-4mm AM	57-4mm AM
58-4mm AM	58-4mm AM	58-4mm AM	58-4mm AM	58-4mm AM
59-4mm AM	59-4mm AM	59-4mm AM	59-4mm AM	59-4mm AM
60-4mm AM	60-4mm AM	60-4mm AM	60-4mm AM	60-4mm AM
61-4mm AM	61-4mm AM	61-4mm AM	61-4mm AM	61-4mm AM
62-4mm AM	62-4mm AM	62-4mm AM	62-4mm AM	62-4mm AM
63-4mm AM	63-4mm AM	63-4mm AM	63-4mm AM	63-4mm AM
64-4mm AM	64-4mm AM	64-4mm AM	64-4mm AM	64-4mm AM
65-4mm AM	65-4mm AM	65-4mm AM	65-4mm AM	65-4mm AM
66-4mm AM	66-4mm AM	66-4mm AM	66-4mm AM	66-4mm AM
67-4mm AM	67-4mm AM	67-4mm AM	67-4mm AM	67-4mm AM
68-4mm AM	68-4mm AM	68-4mm AM	68-4mm AM	68-4mm AM
69-4mm AM	69-4mm AM	69-4mm AM	69-4mm AM	69-4mm AM
70-4mm AM	70-4mm AM	70-4mm AM	70-4mm AM	70-4mm AM
71-4mm AM	71-4mm AM	71-4mm AM	71-4mm AM	71-4mm AM
72-4mm AM	72-4mm AM	72-4mm AM	72-4mm AM	72-4mm AM
73-4mm AM	73-4mm AM	73-4mm AM	73-4mm AM	73-4mm AM
74-4mm AM	74-4mm AM	74-4mm AM	74-4mm AM	74-4mm AM
75-4mm AM	75-4mm AM	75-4mm AM	75-4mm AM	75-4mm AM
76-4mm AM	76-4mm AM	76-4mm AM	76-4mm AM	76-4mm AM
77-4mm AM	77-4mm AM	77-4mm AM	77-4mm AM	77-4mm AM
78-4mm AM	78-4mm AM	78-4mm AM	78-4mm AM	78-4mm AM
79-4mm AM	79-4mm AM	79-4mm AM	79-4mm AM	79-4mm AM
80-4mm AM	80-4mm AM	80-4mm AM	80-4mm AM	80-4mm AM
81-4mm AM	81-4mm AM	81-4mm AM	81-4mm AM	81-4mm AM
82-4mm AM	82-4mm AM	82-4mm AM	82-4mm AM	82-4mm AM
83-4mm AM	83-4mm AM	83-4mm AM	83-4mm AM	83-4mm AM
84-4mm AM	84-4mm AM	84-4mm AM	84-4mm AM	84-4mm AM
85-4mm AM	85-4mm AM	85-4mm AM	85-4mm AM	85-4mm AM
86-4mm AM	86-4mm AM	86-4mm AM	86-4mm AM	86-4mm AM
87-4mm AM	87-4mm AM	87-4mm AM	87-4mm AM	86-4mm AM
88-4mm AM	88-4mm AM	88-4mm AM	88-4mm AM	86-4mm AM
89-4mm AM	89-4mm AM	89-4mm AM	89-4mm AM	86-4mm AM
90-4mm AM	90-4mm AM	90-4mm AM	90-4mm AM	86-4mm AM
91-4mm AM	91-4mm AM	91-4mm AM	91-4mm AM	86-4mm AM
92-4mm AM	92-4mm AM	92-4mm AM	92-4mm AM	86-4mm AM
93-4mm AM	93-4mm AM	93-4mm AM	93-4mm AM	86-4mm AM
94-4mm AM	94-4mm AM	94-4mm AM	94-4mm AM	86-4mm AM
95-4mm AM	95-4mm AM	95-4mm AM	95-4mm AM	86-4mm AM
96-4mm AM	96-4mm AM	96-4mm AM	96-4mm AM	86-4mm AM
97-4mm AM	97-4mm AM	97-4mm AM	97-4mm AM	86-4mm AM
98-4mm AM	98-4mm AM	98-4mm AM	98-4mm AM	86-4mm AM
99-4mm AM	99-4mm AM	99-4mm AM	99-4mm AM	86-4mm AM
100-4mm AM	100-4mm AM	100-4mm AM	100-4mm AM	86-4mm AM

Results



Disclaimers

The views expressed are those of the authors and do not reflect the official views or policy of the Department of Defense or its Components.

The experiments reported herein were conducted according to the principles set forth in the National Institute of Health Publication No. 80-23, Guide for the Care and Use of Laboratory Animals and the Welfare Act of 1966, as amended.

None of the authors have any conflicts of interest to disclose.

Future Directions

1. Human Trials
2. Leaking Blebs
3. Alternative Combinations
 - i. ICG and Infrared

References

1. Johnson AJ, Soeken TA, Zhu H, Wang HC, Kim M, Aden J, Grims R, Aiz C, Kochevar IE, Johnson AJ. Sealing of corneal lacerations using photo-activated rose bengal dye and amniotic membrane. *Invest Ophthalmol Vis Sci*. 2014;55(12):7000-7006.
2. Johnson AJ, Soeken TA, Zhu H, Wang HC, Kim M, Aden J, Grims R, Aiz C, Kochevar IE, Johnson AJ. Sealing of corneal lacerations using photo-activated rose bengal dye and amniotic membrane. *Invest Ophthalmol Vis Sci*. 2014;55(12):7000-7006.
3. Johnson AJ, Soeken TA, Zhu H, Wang HC, Kim M, Aden J, Grims R, Aiz C, Kochevar IE, Johnson AJ. Sealing of corneal lacerations using photo-activated rose bengal dye and amniotic membrane. *Invest Ophthalmol Vis Sci*. 2014;55(12):7000-7006.
4. Johnson AJ, Soeken TA, Zhu H, Wang HC, Kim M, Aden J, Grims R, Aiz C, Kochevar IE, Johnson AJ. Sealing of corneal lacerations using photo-activated rose bengal dye and amniotic membrane. *Invest Ophthalmol Vis Sci*. 2014;55(12):7000-7006.
5. Johnson AJ, Soeken TA, Zhu H, Wang HC, Kim M, Aden J, Grims R, Aiz C, Kochevar IE, Johnson AJ. Sealing of corneal lacerations using photo-activated rose bengal dye and amniotic membrane. *Invest Ophthalmol Vis Sci*. 2014;55(12):7000-7006.
6. Johnson AJ, Soeken TA, Zhu H, Wang HC, Kim M, Aden J, Grims R, Aiz C, Kochevar IE, Johnson AJ. Sealing of corneal lacerations using photo-activated rose bengal dye and amniotic membrane. *Invest Ophthalmol Vis Sci*. 2014;55(12):7000-7006.
7. Johnson AJ, Soeken TA, Zhu H, Wang HC, Kim M, Aden J, Grims R, Aiz C, Kochevar IE, Johnson AJ. Sealing of corneal lacerations using photo-activated rose bengal dye and amniotic membrane. *Invest Ophthalmol Vis Sci*. 2014;55(12):7000-7006.
8. Johnson AJ, Soeken TA, Zhu H, Wang HC, Kim M, Aden J, Grims R, Aiz C, Kochevar IE, Johnson AJ. Sealing of corneal lacerations using photo-activated rose bengal dye and amniotic membrane. *Invest Ophthalmol Vis Sci*. 2014;55(12):7000-7006.
9. Johnson AJ, Soeken TA, Zhu H, Wang HC, Kim M, Aden J, Grims R, Aiz C, Kochevar IE, Johnson AJ. Sealing of corneal lacerations using photo-activated rose bengal dye and amniotic membrane. *Invest Ophthalmol Vis Sci*. 2014;55(12):7000-7006.
10. Johnson AJ, Soeken TA, Zhu H, Wang HC, Kim M, Aden J, Grims R, Aiz C, Kochevar IE, Johnson AJ. Sealing of corneal lacerations using photo-activated rose bengal dye and amniotic membrane. *Invest Ophthalmol Vis Sci*. 2014;55(12):7000-7006.
11. Johnson AJ, Soeken TA, Zhu H, Wang HC, Kim M, Aden J, Grims R, Aiz C, Kochevar IE, Johnson AJ. Sealing of corneal lacerations using photo-activated rose bengal dye and amniotic membrane. *Invest Ophthalmol Vis Sci*. 2014;55(12):7000-7006.
12. Johnson AJ, Soeken TA, Zhu H, Wang HC, Kim M, Aden J, Grims R, Aiz C, Kochevar IE, Johnson AJ. Sealing of corneal lacerations using photo-activated rose bengal dye and amniotic membrane. *Invest Ophthalmol Vis Sci*. 2014;55(12):7000-7006.
13. Johnson AJ, Soeken TA, Zhu H, Wang HC, Kim M, Aden J, Grims R, Aiz C, Kochevar IE, Johnson AJ. Sealing of corneal lacerations using photo-activated rose bengal dye and amniotic membrane. *Invest Ophthalmol Vis Sci*. 2014;55(12):7000-7006.
14. Johnson AJ, Soeken TA, Zhu H, Wang HC, Kim M, Aden J, Grims R, Aiz C, Kochevar IE, Johnson AJ. Sealing of corneal lacerations using photo-activated rose bengal dye and amniotic membrane. *Invest Ophthalmol Vis Sci*. 2014;55(12):7000-7006.
15. Johnson AJ, Soeken TA, Zhu H, Wang HC, Kim M, Aden J, Grims R, Aiz C, Kochevar IE, Johnson AJ. Sealing of corneal lacerations using photo-activated rose bengal dye and amniotic membrane. *Invest Ophthalmol Vis Sci*. 2014;55(12):7000-7006.