

REPORT DOCUMENTATION PAGE			Form Approved OMB NO. 0704-0188		
<p>The public reporting burden for this collection of information is estimated to average 1 hour per response, including the time for reviewing instructions, searching existing data sources, gathering and maintaining the data needed, and completing and reviewing the collection of information. Send comments regarding this burden estimate or any other aspect of this collection of information, including suggestions for reducing this burden, to Washington Headquarters Services, Directorate for Information Operations and Reports, 1215 Jefferson Davis Highway, Suite 1204, Arlington VA, 22202-4302. Respondents should be aware that notwithstanding any other provision of law, no person shall be subject to any penalty for failing to comply with a collection of information if it does not display a currently valid OMB control number. PLEASE DO NOT RETURN YOUR FORM TO THE ABOVE ADDRESS.</p>					
1. REPORT DATE (DD-MM-YYYY) 05-08-2015		2. REPORT TYPE Conference Proceeding		3. DATES COVERED (From - To) -	
4. TITLE AND SUBTITLE Information extraction from large-multi-layer social networks			5a. CONTRACT NUMBER W911NF-12-1-0443		
			5b. GRANT NUMBER		
			5c. PROGRAM ELEMENT NUMBER 611102		
6. AUTHORS Alex Kulexza, Alfred O. Hero III, Brandon Oselio			5d. PROJECT NUMBER		
			5e. TASK NUMBER		
			5f. WORK UNIT NUMBER		
7. PERFORMING ORGANIZATION NAMES AND ADDRESSES University of Michigan - Ann Arbor 3003 S. State St Ann Arbor, MI 48109 -1274			8. PERFORMING ORGANIZATION REPORT NUMBER		
9. SPONSORING/MONITORING AGENCY NAME(S) AND ADDRESS (ES) U.S. Army Research Office P.O. Box 12211 Research Triangle Park, NC 27709-2211			10. SPONSOR/MONITOR'S ACRONYM(S) ARO		
			11. SPONSOR/MONITOR'S REPORT NUMBER(S) 62461-NS.19		
12. DISTRIBUTION AVAILABILITY STATEMENT Approved for public release; distribution is unlimited.					
13. SUPPLEMENTARY NOTES The views, opinions and/or findings contained in this report are those of the author(s) and should not be construed as an official Department of the Army position, policy or decision, unless so designated by other documentation.					
14. ABSTRACT Social networks often encode community structure using multiple distinct types of links between nodes. In this paper we introduce a novel method to extract information from such multi-layer networks, where each type of link forms its own layer. Using the concept of Pareto optimality, community detection in this multi-layer setting is formulated as a multiple criterion optimization problem. We propose an algorithm for finding an approximate Pareto frontier containing a family of solutions. The power of this approach is demonstrated on a Twitter dataset, where the nodes are hashtags and the layers correspond to (1) behavioral edges connecting pairs of hashtags whose					
15. SUBJECT TERMS Community detection, multi-layer networks, Twitter					
16. SECURITY CLASSIFICATION OF:		17. LIMITATION OF ABSTRACT	15. NUMBER OF PAGES	19a. NAME OF RESPONSIBLE PERSON	
a. REPORT	b. ABSTRACT			c. THIS PAGE	Alfred Hero
UU	UU	UU	UU	19b. TELEPHONE NUMBER 734-763-0564	

Report Title

Information extraction from large-multi-layer social networks

ABSTRACT

Social networks often encode community structure using multiple distinct types of links between nodes. In this paper we introduce a novel method to extract information from such multi-layer networks, where each type of link forms its own layer. Using the concept of Pareto optimality, community detection in this multi-layer setting is formulated as a multiple criterion optimization problem. We propose an algorithm for finding an approximate Pareto frontier containing a family of solutions. The power of this approach is demonstrated on a Twitter dataset, where the nodes are hashtags and the layers correspond to (1) behavioral edges connecting pairs of hashtags whose temporal profiles are similar and (2) relational edges connecting pairs of hashtags that appear in the same tweets.

Conference Name: IEEE International Conference on Acoustics, Speech, and Signal Processing

Conference Date: April 29, 2015

INFORMATION EXTRACTION FROM LARGE MULTI-LAYER SOCIAL NETWORKS

Brandon Oselio, Alex Kulesza, Alfred Hero

Department of Electrical Engineering and Computer Science, University of Michigan, Ann Arbor, USA

ABSTRACT

Social networks often encode community structure using multiple distinct types of links between nodes. In this paper we introduce a novel method to extract information from such multi-layer networks, where each type of link forms its own layer. Using the concept of Pareto optimality, community detection in this multi-layer setting is formulated as a multiple criterion optimization problem. We propose an algorithm for finding an approximate Pareto frontier containing a family of solutions. The power of this approach is demonstrated on a Twitter dataset, where the nodes are hashtags and the layers correspond to (1) behavioral edges connecting pairs of hashtags whose temporal profiles are similar and (2) relational edges connecting pairs of hashtags that appear in the same tweets.

Index Terms— Community detection, multi-layer networks, Twitter

1. INTRODUCTION

Social networks have become rich sources of data for network analysis, where objectives might include community detection, edge prediction, node behavior prediction, and model inference. However, it has become increasingly difficult to extract meaningful information from these networks due to the explosion in both the volume of data collected and the diversity of available data types. In this paper we focus on addressing the latter problem for the task of community detection; specifically, we consider networks containing multiple layers of interactions between nodes.

For many social network applications, measures of association between pairs of nodes may be available along multiple dimensions. For example, graph edges may be observed directly in the data, or they may be inferred from actions of the agents in the network. We make the distinction between *relational* links that are observed explicitly and *behavioral* links that are inferred from ancillary data describing node behavior. Examples of relational links between users might include observed interactions over a period of time, mutually established friendship connections, or email sender-recipient rela-

tionships. Likewise, behavioral links might be drawn between users who post items with similar semantic content, like the same bands or movies, or exhibit correlated activity over time. Further, it is possible to have multiple types of relational and behavioral links; for instance, there could be both a professional and personal social network over the same set of users. Networks with multiple distinct edge types have been called multi-layer [1], multi-level [2], multi-relational, or multiplex [3] networks.

In a multi-layer network, each layer may have a unique topology. The simplest way to apply existing network analysis algorithms (which generally assume homogeneous edges) is to “flatten” the data, i.e., to combine all the different types of links into a single-layer network. This can be accomplished in various ways, for instance, by performing a logical AND or OR on the layer-specific adjacency matrices, or by computing their weighted (and possibly thresholded) average. However, this approach has many hidden pitfalls; for example, if one of the layers is noisier than the others then it probably should not receive equal consideration when attempting community detection.

A better strategy, we argue, is to directly analyze the multi-layer networks without flattening. To show how this can be done, we propose a new method of community detection for multi-layer networks. Our approach employs multi-objective optimization, taking into account multiple layers of network structure, which is then used to find a community partition. We show that this algorithm can provide significantly better community detection than that obtained by standard single-layer techniques.

The paper proceeds as follows. In Sec. 2 we define multi-layer networks. In Sec. 3 a Pareto optimality approach to multi-layer community detection is proposed, and in Sec. 4 we apply the proposed approach to Twitter data. Finally, we discuss related work in Sec. 5 and give concluding remarks in Sec. 6.

2. MULTI-LAYER NETWORKS

A multi-layer network $G = (\mathcal{V}, \mathcal{E})$ consists of vertices $\mathcal{V} = \{v_1, \dots, v_p\}$, common to all layers, and edges $\mathcal{E} = (\mathcal{E}_1, \dots, \mathcal{E}_M)$ in M layers, where \mathcal{E}_k is the edge set for layer k , and $\mathcal{E}_k = \{e_{v_i v_j}^k; v_i, v_j \in \mathcal{V}\}$. Each edge is undirected, though extensions to the directed case are not difficult. The

This work was partially supported by ARO grant #W911NF-12-1-0443. We are grateful to Qiaozhu Mei who provided the Twitter data stream through his API gardenhose level access.

multi-layer degree of a node i is $d^i \in \mathbb{R}^M$, with each entry $[d^i]_k$ being the degree of node i on layer k .

The adjacency matrix and degree matrix are defined as usual for each layer:

$$[[A^k]]_{ij} = e^k_{v_i v_j} \quad D^k = \text{diag}([d^1]_k, [d^2]_k, \dots, [d^p]_k) \quad (1)$$

Note that D^k is simply a $p \times p$ diagonal matrix with the layer-specific node degrees on the diagonal.

3. COMMUNITY DETECTION VIA MULTIOBJECTIVE OPTIMIZATION

Many existing community detection algorithms involve optimization [4]. Methods that fall into this category include spectral algorithms, modularity methods, and methods that rely on statistical inference, particularly those that try to maximize a likelihood function. It seems natural that a multi-layer generalization of such algorithms might somehow combine the optimization objective functions as applied to each individual layer; this is the basis of multi-objective optimization.

More formally, let community structure in a network be described by a node partition C , where $C(i) = k$ means that node i is in part k . Single-objective optimization methods of community detection seek to find the partition $\text{argmin}_C f(C)$ that minimizes an objective function f (which depends internally on the network structure). In the following we consider the two community case; more communities can be found by a recursive use of the algorithm.

Now consider a two-layer network, and let f_1 and f_2 be objective functions for the two layers. One obvious way of combining the layers would be to minimize the linear combination $\alpha f_1(C) + (1 - \alpha)f_2(C)$ over C , where $\alpha \in [0, 1]$. However, linear combination may be restrictive, especially when the objective functions are complex. A more general approach is instead to seek the Pareto optimal solutions of the multi-objective minimization problem:

$$\hat{C} = \text{argmin}_C [f_1(C), f_2(C)]. \quad (2)$$

A solution to the multi-objective optimization problem (2) is said to be weakly Pareto optimal (or weakly non-dominated) if it is not possible to decrease any objective function without increasing some other objective function [5, 6]. More formally, a solution C_1 *dominates* a solution C_2 if $f_i(C_1) \leq f_i(C_2)$ for every objective function f_i and there exists some j such that $f_j(C_1) < f_j(C_2)$. The first Pareto front is the set of weakly non-dominated points.

Calculating an exact Pareto front is, in general, a challenging task. The most popular approximate methods are genetic algorithms, which employ biologically inspired heuristics to attempt to transform randomly selected seed cases into solutions on the Pareto front using propagation. More details can be found in [7, 8] and the references therein. One disadvantage to genetic approaches is that they are not deterministic.

Input: f_1, f_2
 Obtain optimum solutions C_1^*, C_2^* for each layer
 Initialize $C = C_1^*$
repeat
 for $i : C(i) \neq C_2^*(i)$ **do**
 $C^{new} \leftarrow C, C^{new}(i) \leftarrow C_2^*(i)$
 $\text{cost}(i) \leftarrow f_2(C^{new}) - f_2(C)$
 end for
 $i^* \leftarrow \text{argmin}_i \text{cost}(i)$
 $C(i^*) \leftarrow C_2^*(i^*)$
until $C = C_2^*$
Output: non-dominated solution values taken by C

Fig. 1. Proposed algorithm for Pareto front identification.

Additionally, there is no guarantee that any of the Pareto front will be correctly identified. Finally, most genetic algorithms deal with real-valued decision variables, while the community detection problem has a discrete decision space.

The alternative strategy employed in this paper is based on the Kernighan-Lin node swapping technique [9]. The objective is to find solutions that are approximately Pareto optimal. If it is possible to obtain a sample of solutions that are likely to be on or near the front, these points can be sorted for non-domination very quickly [7]. In this way, a large set of solutions is filtered to find candidates that are potentially Pareto optimal and worth further consideration. Figure 1 shows the proposed algorithm.

For community detection, the objective is to minimize the ratio-cut f_k for each layer $k = 1, 2$:

$$f_k(C) = \frac{1}{2} \sum_{k=1}^2 \frac{\text{cut}(C)}{|\{i : C(i) = k\}|} \quad (3)$$

$$\text{cut}(C) = \sum_{C(i)=1, C(j)=2} [A^k]_{ij} \quad (4)$$

A relaxed version of this objective function can be solved by performing an eigendecomposition on the Laplacian $L_i = D_i - A_i$. More details can be found in [10].

4. TWITTER DATASET

The proposed algorithm was applied to a month of data from Twitter. A two-layer network on hashtags was developed using tweets from October 2012. The data was obtained from the Twitter stream API at gardenhose level access, which corresponds to 10% of all tweets over the month. A list of hashtags and the users who tweeted them was created for each day, as well as the volume (i.e., number of observed occurrences) of each hashtag per day.

Hashtags that were directly connected with the presidential election or politics were chosen out of a list of the most popular hashtags for the month, which yielded 48 hashtags.

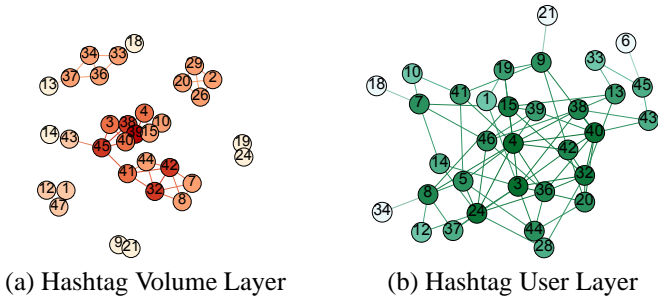


Fig. 2. A network visualization of two layers of the hashtag dataset for October 10th, 2012. This example shows the differing topologies generated by different links in a network. While we see some similarities—for instance, nodes 38, 39, and 32 have high degree centralities in both networks—these networks have many differences, the most obvious being that the volume layer is not even fully connected, while the user layer is fully connected and has a diameter of only 6.

Figure 2 shows an example of two network layers for one day on the original set of 48 hashtags. In order to include some higher order connections, the list was expanded by including hashtags whose volume per day behaved similarly over the month as the first 48; this grew the network to 515 tags.

Initially, the total volume of the hashtags was studied over time, and real events were compared with the profile; this is shown in Figure 3. Some events are correlated with volume; Hurricane Sandy falls on the two day period with the largest hashtag volume. The second presidential debate also corresponds to a spike in hashtag volume. In contrast, the first presidential debate is not an identifiable event in the volume plot.

A time series of two-layer networks was created with hashtags as the nodes. Specifically, 31 two-layer networks were created by aggregating daily Tweet data over each day in the month. The first layer linked two hashtags if any user used both the hashtags in that particular day. This layer is referred to as the hashtag user layer. The second layer linked two hashtags if they had similar volume profiles over time. Intuitively, two hashtags would have a link with each other if they were popular or unpopular at the same time. So as not to take into account too much past data, the volume correlation was calculated using a moving window of 5 days. A Pearson correlation coefficient was used to calculate the correlations in volume for each pair of hashtags; the correlations then underwent a Fisher transformation and were thresholded by a value of 1.3859 which corresponds to an approximate 5% false positive rate (in the bivariate normal case) when testing for the presence of a positive correlation [11]. This layer is referred to as the hashtag volume layer. Figure 4 demonstrates pictorially the creation of the two layers, using a simple dataset of three hashtags.

We will show that one is able to obtain more informa-

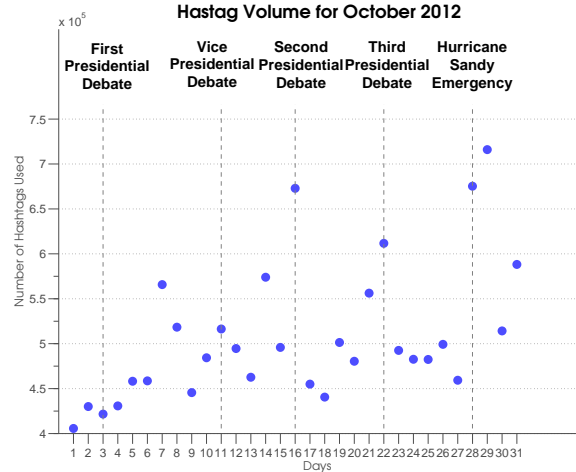


Fig. 3. Volume of observed usage of the 515 political hashtags along with an event timeline for October 2012. Notice that while we can see that some events correlate with hashtag usage for our dataset, this is not true for all events that might be expected to affect political hashtags.

tion by the proposed Pareto multi-layer analysis methods than when the two layers are analyzed separately. To this end, the graph-cut partitions (4) were computed for each day. We also computed approximately Pareto-optimal partitions by combining the single-layer solutions using Algorithm 1, and selected a single partition by using the approximate midpoint of the Pareto front. The Adjusted Rand Index (ARI) [12] was then used to compare partitions on different days and see how hashtag relationships change over time. The ARI measures how similar partitions are, and can vary between -1 and 1.

Figure 5 shows heat maps of all the ARI indexes, both for the single layers considered separately as well as for the proposed algorithm. The hashtag user layer reflects fairly stable correlation among the two clusters until day 16, where there is a phase transition. Note that this phase transition also occurs on the volume layer heatmap. There is not much similarity between days in the user network, implying that there is not an optimal stable two cluster solution when considering the hashtag user layer alone, and it is difficult to extract real events.

In the hashtag volume layer heatmap, some community structure over days are highly correlated with each other. In particular, the days on which Hurricane Sandy occurs have communities that are highly correlated. It is also interesting to note that the communities at the end of the month are nothing like the bisected communities at the beginning, which implies considerable temporal evolution in the network. There is also more sparsity in the hashtag volume layer heatmap; consequently it may be possible to detect events more easily using this network.

The evident block structure in the Pareto combined

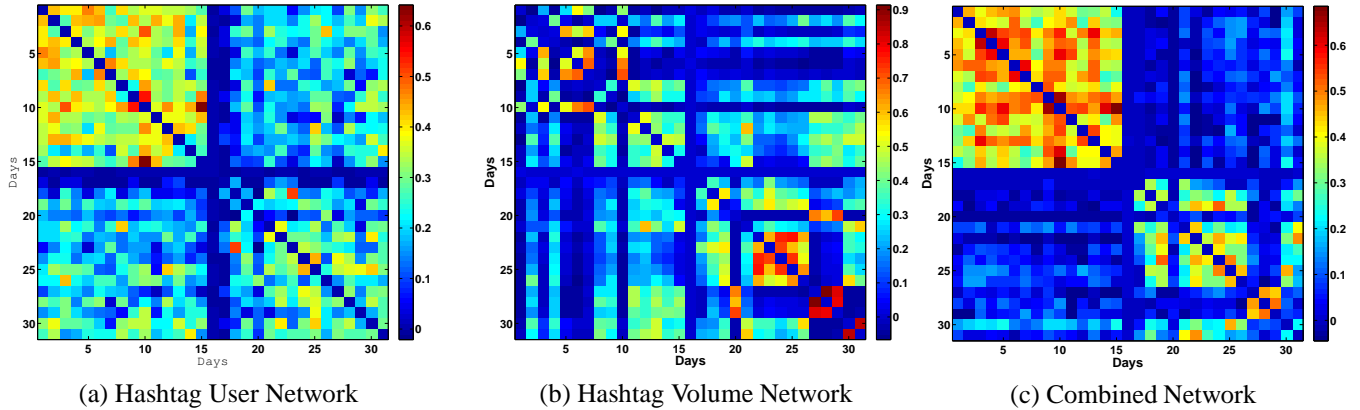


Fig. 5. The more highly resolved block structure in combined network heatmap clearly indicates that the hashtag community structure remains quite stable and coherent over the first 15 days of October but then breaks up into smaller clusters of coherency over the remainder of the month. This may reflect the change of public opinions after the second Presidential debates (October 16) and the effect of Hurricane Sandy (October 28) on Twitter hashtag volume and usage.

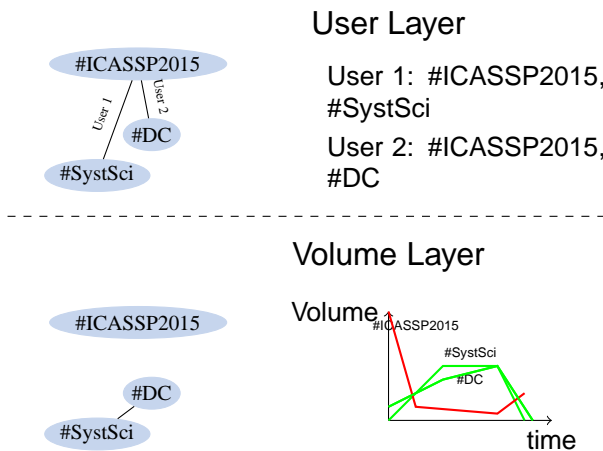


Fig. 4. The two layers of the Twitter hashtag network are illustrated. At the top is the relational layer where a link between two hashtags indicates that at least one user used both hashtags in the same Tweet. At the bottom is the behavioral layer where a link indicates similarity in the hashtag usage volume over time.

heatmap shows that the multi-layer algorithm eliminates similarities between the first and second half of the months. The Pareto combined solution holds attributes from both the hashtag volume layer and hashtag user layer; the structural patterns that were present in the latter half of the month of the hashtag volume network are also present in the combined solution. The first half of the month also has some self-similarity, which is seen in the hashtag user layer. However, the proposed multi-layer algorithm was able to pick out some days that were more highly correlated than in either of the

single layer solutions. In particular, days 3-5 are more highly correlated in the combined solution; October 3rd was the day of the first debate. Interestingly, the layers jointly reveal correlations between days not visible in the independent single layer analyses.

5. RELATED WORK

With the advent of large data, there has been more opportunity to explore this multi-layer structure. There has been some work in the modeling and representation of multi-layer networks, and how it relates to other studied problems [13, 3]. While there is a large body of work in single-layer community detection [4], the multi-layer community detection literature is less comprehensive. Hypergraphs have been studied from a spectral perspective [14], which can be useful when dealing with a multi-layer structure. Some work in applying single-layer modularity methods to multi-layer structures is also available [15]. For more information, see [3]. This technique was also used in [16].

Multi-objective optimization has a long history [8]. Here, we are only interested in a sorting algorithm used to find points that are possibly Pareto optimal; this is called non-dominated sorting. The method used in this paper is part of the evolutionary algorithm described in [7]. Some interesting application work has been done using multi-objective optimization [17], including supervised and unsupervised learning.

6. CONCLUSION

Multi-level network analysis is of growing interest as we are faced with increasingly complex data. In this paper, a method

was introduced for finding communities in a multi-layer structure; it was demonstrated on a Twitter hashtag dataset and shown to deliver results that significantly differ from single layer analysis alone. The framework described can also be applied to other single-layer algorithms for the multi-layer setting.

7. REFERENCES

- [1] Matteo Magnani and Luca Rossi, “The ml-model for multi-layer social networks,” in *Advances in Social Networks Analysis and Mining (ASONAM), 2011 International Conference on*. IEEE, 2011, pp. 5–12.
- [2] Tom AB Snijders and Chris Baerveldt, “A multilevel network study of the effects of delinquent behavior on friendship evolution,” *Journal of mathematical sociology*, vol. 27, no. 2-3, pp. 123–151, 2003.
- [3] Mikko Kivelä, Alex Arenas, Marc Barthelemy, James P. Gleeson, Yamir Moreno, and Mason A. Porter, “Multi-layer networks,” *Journal of Complex Networks*, vol. 2, no. 3, pp. 203–271, 2014.
- [4] Santo Fortunato, “Community detection in graphs,” *Physics Reports*, vol. 486, pp. 75–174, 2010.
- [5] Matthias Ehrgott, “Multiobjective optimization,” *AI Magazine*, vol. 29, no. 4, pp. 47–57, Winter 2008.
- [6] Xin-She Yang, *Multiobjective Optimization*, pp. 231–246, John Wiley and Sons, Inc., 2010.
- [7] K. Deb, A. Pratap, S. Agarwal, and T. Meyarivan, “A fast and elitist multiobjective genetic algorithm: Nsga-ii,” *Evolutionary Computation, IEEE Transactions on*, vol. 6, no. 2, pp. 182–197, 2002.
- [8] Massimiliano Caramia and Paolo Dell’Olmo, “Multi-objective optimization,” in *Multi-objective Management in Freight Logistics*, pp. 11–36. Springer London, 2008.
- [9] B. W. Kernighan and S. Lin, “An efficient heuristic procedure for partitioning graphs,” *Bell System Technical Journal*, vol. 49, no. 2, pp. 291–307, 1970.
- [10] Ulrike Luxburg, “A tutorial on spectral clustering,” *Statistics and Computing*, vol. 17, no. 4, pp. 395–416, Dec. 2007.
- [11] R. A. Fisher, “On the probable error of a coefficient of correlation deduced from a small sample,” *Metron*, vol. 1, pp. 3–32, 1921.
- [12] Lawrence Hubert and Phipps Arabie, “Comparing partitions,” *Journal of Classification*, vol. 2, no. 1, pp. 193–218, 1985.
- [13] Manlio De Domenico, Albert Solè-Ribalta, Emanuele Cozzo, Mikko Kivelä, Yamir Moreno, Mason A. Porter, Sergio Gómez, and Alex Arenas, “Mathematical Formulation of Multi-Layer Networks,” Sept. 2013.
- [14] Tom Michoel and Bruno Nachtergaele, “Alignment and integration of complex networks by hypergraph-based spectral clustering,” *Phys. Rev. E*, vol. 86, pp. 056111, Nov 2012.
- [15] Matteo Barigozzi, Giorgio Fagiolo, and Giuseppe Mangioni, “Identifying the community structure of the international-trade multi-network,” *Physica A: Statistical Mechanics and its Applications*, vol. 390, no. 11, pp. 2051 – 2066, 2011.
- [16] Brandon Oselio, Alex Kulesza, and Alfred Hero, “Multi-objective optimization for multi-level networks,” in *Social Computing, Behavioral-Cultural Modeling and Prediction*, William G. Kennedy, Nitin Agarwal, and Shanchieh Jay Yang, Eds., vol. 8393 of *Lecture Notes in Computer Science*, pp. 129–136. Springer International Publishing, 2014.
- [17] Yaochu Jin and B. Sendhoff, “Pareto-Based Multiobjective Machine Learning: An Overview and Case Studies,” *Systems, Man, and Cybernetics, Part C: Applications and Reviews, IEEE Transactions on*, vol. 38, no. 3, pp. 397–415, Apr. 2008.